



**ZERO
CALORIES
MAXIMUM
PEPSI® TASTE**



**PEPSI MAX® IS A PROUD SPONSOR OF THE
MILWAUKEE BUCKS®**



PEPSI, PEPSI MAX and the Pepsi Globe are registered trademarks of PepsiCo, Inc. The NBA identifications are the intellectual property of NBA Properties, Inc. and the respective NBA member teams. ©2012 NBA Properties, Inc. All rights reserved. SUM157940



2012 - 13

MILWAUKEE BUCKS MEDIA GUIDE

\$10



2012-13

MILWAUKEE BUCKS MEDIA GUIDE



MILWAUKEE BUCKS

MEDIA GUIDE

The Milwaukee Bucks 2012-13 Media Guide was written and edited by the Milwaukee Bucks Public Relations Department.

PHOTOS: Gary Dineen/NBA Photos/Getty Images
LAYOUT/DESIGN: Bucks Public Relations Department
PRINTING: Delzer Lithograph
STATISTICS: Elias Sports Bureau

Special thanks to Eric Delzer, Jenn Czubkowski, Mike Grahl, Matt Stanton, Luis Trinh Nava and Clark Hillery

The information contained in this publication was compiled by the Milwaukee Bucks, Inc., and is provided as a courtesy to our fans and the media. It may be used only for personal or editorial purposes. Any commercial use of this information without the prior written consent of the Milwaukee Bucks is prohibited. All NBA and team insignia depicted in this publication are the property of NBA Properties, Inc., and the respective teams, and may not be reproduced for commercial purposes without the prior written consent of NBA Properties, Inc. Copyright 2012 Milwaukee Bucks

GENERAL INFORMATION

| | |
|-------------------------|------|
| Front Office Directory | 2-3 |
| City of Milwaukee | 4 |
| Facilities | 5 |
| Ticket Information | 6 |
| Commitment to Community | 7-10 |

FRONT OFFICE

| | |
|--------------------------|-------|
| Herb Kohl | 12 |
| John Hammond | 13 |
| John F. Steinmiller | 14 |
| Ron Walter | 14 |
| Mike Burr | 14 |
| Scott Skiles | 15 |
| Jim Boylan | 16 |
| Joe Wolf | 16 |
| Sidney Moncrief | 16 |
| Bill Peterson | 17 |
| Anthony Goldwire | 17 |
| Chris Gilmartin | 17 |
| Basketball Operations | 18-21 |
| Front Office Staff | 22-24 |
| Bango - Team Mascot | 25 |
| Energie! Dance Team | 25 |
| Game Night Entertainment | 26-27 |

PLAYERS

| | |
|--------------------------------|-------|
| 2012-13 Milwaukee Bucks Roster | 28 |
| Samuel Dalembert | 30-31 |
| Mike Dunleavy | 32-33 |
| Monta Ellis | 34-35 |
| Drew Gooden | 36-37 |
| Tobias Harris | 38-39 |
| John Henson | 40-41 |
| Ersan Ilyasova | 42-43 |
| Brandon Jennings | 44-45 |
| Doron Lamb | 46-47 |
| Luc Richard Mbah a Moute | 48-49 |
| Joel Przybilla | 50-51 |
| Larry Sanders | 52-53 |
| Ekpe Udoh | 54-55 |
| Beno Udrih | 56-57 |
| Upcoming Milestones | 58 |

2011-12 SEASON

| | |
|-----------------------------------|-------|
| Team Photo & Stats | 60 |
| Game-by-Game Results | 61 |
| 2011-12 Season At A Glance | 62-63 |
| 2011-12 Highs & Lows - Team | 64 |
| 2011-12 Highs & Lows - Individual | 65 |
| 2011-12 Individual Season Highs | 66 |

STATS & RECORDS

| | |
|-----------------------------------|-------|
| Season-by-Season Record/Titles | 68 |
| Month-by-Month Record | 69 |
| Attendance | 70-71 |
| Winning/Losing Streaks | 72 |
| Opening Night | 73 |
| Bucks Coaches | 74 |
| Arena Records | 75 |
| Final Margins & Point Totals | 76 |
| Overtime History & Triple Doubles | 77 |
| All-Time Career Leaders | 78-79 |
| Season-by-Season Team Statistics | 80 |
| Season-by-Season Team Leaders | 81-82 |
| Season Records | 83 |
| Single-Game Records - Team | 84 |
| Single-Game Records - Individual | 85 |
| Playoffs | |
| All-Time Playoff Results | 86-90 |
| Playoff Breakdown | 91 |
| Postseason Awards/All-Stars | 92 |

HISTORY

| | |
|--------------------------|---------|
| Team History | 94-95 |
| All-Time Jersey Numbers | 96 |
| Retired Numbers | 97 |
| Season-by-Season Review | 98-183 |
| All-Time Roster | 184-215 |
| Draft History | 216-219 |
| Significant Transactions | 220-226 |

NBA

| | |
|-----------------------------------|-----|
| NBA Directory | 228 |
| NBA Development League | 229 |
| 2011-12 Final Stats & Standings | 230 |
| 2011-12 League Leaders | 231 |
| NBA Playoff Format & Tie-Breakers | 232 |

OPPONENTS

| | |
|-----------------------|---------|
| Atlanta to Washington | 234-262 |
|-----------------------|---------|

MEDIA

| | |
|------------------------------------|---------|
| Media Information | 264 |
| Bucks Radio Network | 265 |
| Bucks Broadcasters | 266-267 |
| 2012-13 Television Schedule | 268 |
| Training Camp & Preseason Schedule | 269 |
| In Memory | 270-271 |

FRONT OFFICE DIRECTORY

BMO HARRIS BRADLEY CENTER - BACKCOURT OFFICES

1001 N. Fourth Street
Milwaukee, WI 53203
(414) 227-0500

TRAINING CENTER

3501 South Lake Drive, Suite 100
Milwaukee, WI 53235
(414) 227-0500

EXECUTIVE STAFF

| | |
|-------------------------------------|---------------------|
| President | Herb Kohl |
| General Manager | John Hammond |
| Vice President, Alternate Governor | Ron Walter |
| Vice President, Business Operations | John F. Steinmiller |
| Chief Financial Officer | Mike Burr |

BASKETBALL OPERATIONS

| | |
|--|--|
| Head Coach | Scott Skiles |
| Assistant Coaches | Jim Boylan, Joe Wolf, Sidney Moncrief, Bill Peterson, Anthony Goldwire |
| Assistant General Manager | Jeff Weltman |
| Director of Player Personnel | Dave Babcock |
| Director of Scouting | Billy McKinney |
| Director of Basketball Operations | Jon Horst |
| Director of Basketball Administration | Dave Dean |
| Manager of Basketball Analytics | Jon Nichols |
| Director of Security | Greg Thompson |
| Scout | Chris Gilmartin |
| Head Athletic Trainer | Marc Boff |
| Head Strength & Conditioning Coach | Jeff Macy |
| Asst. Athletic Trainer/Asst. Strength & Conditioning Coach | Scott Barthlama |
| Equipment Manager | Jay Namoc |
| Video Coordinator | Cody Ross |
| Assistant Video Coordinator | Mike Sergio |
| Assistant to the General Manager | Sharon Walls |
| Medical Advisors | Dr. Michael Gordon, M.D., Samuel Idarraga, M.D., Dr. Tom Tongas, D.D.S., Dr. Robert Wallock, D.D.S. |
| Physician Emeritus | David Haskell, M.D. |

BUSINESS OPERATIONS

Finance

| | |
|---------------------|----------------|
| Director of Finance | Jim Woloszyk |
| Accounting Manager | Danica Olson |
| Accountant | Elizabeth Roen |

Public Relations

| | |
|------------------------------|----------------|
| Director of Public Relations | Dan Smyczek |
| Public Relations Manager | Mark Rosenberg |
| Public Relations Coordinator | Kristen Deahl |

Ticket Sales

| | |
|-----------------------------|----------------|
| Director of Sales | Jim Grayson |
| Assistant Director of Sales | David Trattner |

Season Sales

| | |
|--|--|
| Ticket Sales Manager | Pat Bowdish |
| Retention Manager | Brian Kerr |
| Manager of Fan Relations, Strategy & Analytics | Cassandra Polansky |
| Senior Sales/Retention Representative | Nick Monroe |
| Account Representatives | Fred Altmann, James Herro, Jason Natter, Maxx Rodriguez, Josh Schedler |
| Sales/Retention Representatives | Chris Picco, Mollie Cowen |
| Sales Representatives | Kristina Filipovic, Tom LaCombe |
| Sales Associates | Morgan Campbell, Steve Drinka, Hans Goldenberg, Ben Krejci, Jim Lindner, Alyssa Mayer, Elijah Pickett, Amy Van Eerden |

FRONT OFFICE DIRECTORY

Group Ticket Sales

| | |
|--|--|
| Group Tickets Sales Manager | Steve Tarachow |
| Group Sales Manager - New Business Development | Konni Hibicke |
| Group Services Ticket Manager | Rick Wermager |
| Senior Group Sales Representative | Tricia Rasberry |
| Group Sales Account Representative | Jamie DeMatthew, Kyle Rose, Jermell Stills |
| Group Sales Coordinator | Kevin Smith |

Ticket Operations

| | |
|--------------------------------------|------------------------|
| Ticket Manager | Sue Thompson |
| Database Manager | Ben Conrad |
| Ticket Associates/Account Executives | Sandy Short, Kim Polan |
| Ticket Associate | Eric Prom |

Web Marketing

| | |
|-----------------------------------|-----------------|
| Director of Marketing Services | Dustin Godsey |
| Interactive Marketing Manager | Mike Grahl |
| Interactive Marketing Coordinator | Matt Stanton |
| Graphic Designer | Luis Trinh Nava |

Corporate & Broadcast Sales

| | |
|---|----------------------|
| Director of Corporate Sales | David Snyder |
| Manager of Corporate Sales | Deb Logan |
| Senior Account Executive | Mike Bortolotti |
| Corporate Partnership Services Manager | Kareeda Chones-Aguam |
| Corporate Partnership Activation Specialist | Ryan Hooser |
| Suite Sales Manager | Shay Sherfinski |
| Corporate Partnership Services Coordinator | Chandra Kenny |
| Associate Counsel | Mike Sneathern |

Broadcast

| | |
|---|-------------|
| TV Coordinator, Development & TV Play-By-Play Announcer | Jim Paschke |
| Radio Play-By-Play Announcer | Ted Davis |

Community Relations

| | |
|--|---------------|
| Director of Community Relations & Player Development | Skip Robinson |
|--|---------------|

Game Operations

| | |
|---------------------------------------|------------------|
| Director of Game & Event Presentation | Johnny Watson |
| Game Operations Assistant | Kris Brunelli |
| Entertainment Manager | Kevin Vanderkolk |
| Dance Team Manager | Tricia Crawford |

Information Technology

| | |
|--------------------------------|--------------|
| Information Technology Manager | Ron Kiepert |
| CRM Administrator | Dawn Stenbol |

Administration

| | |
|--|---------------|
| Director of Team Services | Clark Hillery |
| Team Services Associate | Ryan Mueller |
| Executive Secretary to the VP, Business Operations | Rita Huber |
| Administrative Assistant | Wade Waugus |
| Receptionist/Guest Ambassador | Jane Dwyer |

Home Game Staff

| | |
|----------------------------------|--|
| Official Scorer/Stats Crew Chief | Bob Wanek |
| Timer | Mike Goodwin |
| 24-Second Timer | Vince Sciano |
| Scoreboard Operator | Dan Gruszczynski |
| Statisticians | Jim Burant, Ted David, Glenn Gossfeld, Mike Falkner, Jay Kaun, David Schmitz, Mike Smith |
| Public Address Announcer | Eric Jensen |
| Game Night Services | John Witkowiak, Brenda Mason |
| Press Room Host | Jim Hafemann |
| Photographers | Gary Dineen, Bob Tai, NBA Photos (Getty Images) |
| House Band | Streetlife with Warren Wiegatz |
| Medical Emergency Services | Bell Ambulance |

GENERAL
INFO

FRONT
OFFICE

PLAYERS

2011-12
SEASON

STATS &
RECORDS

HISTORY

NBA

OPPONENTS

MEDIA

THE CITY OF MILWAUKEE



POPULATION & SIZE

With a population of more than 600,000, Milwaukee is the 22nd-largest city in the U.S.A. The seven-county metropolitan area (Milwaukee, Kenosha, Ozaukee, Racine, Walworth, Washington and Waukesha counties) has a population of over 2 million. The City of Milwaukee covers approximately 96 square miles.

LOCATION

Milwaukee is positioned in the center of the Midwest, in the southeast corner of Wisconsin, on Lake Michigan's western shore. Milwaukee's prime location offers benefits for business and for daily living. Global shipping lanes are readily accessible via the Great Lakes and the Mississippi River.

CLIMATE

Milwaukee has four very distinct seasons. Lake Michigan cools the city in the warm months and moderates cold temperatures in the winter. Average high temperatures are 78 degrees Fahrenheit in the summer, 58.6 degrees in the fall, 31.7 degrees in the winter, and 53.7 degrees in the spring. Milwaukee receives about 34 inches of precipitation annually.

WHAT DOES MILWAUKEE MEAN?

Long before the first settlers came to this area, the Algonkian Indians had a special name for the land: Millioki, which means "gathering place by the waters." The Indians may have picked the name because they used the area for tribal gatherings or because they observed how three rivers (the Menomonee, the Kinnickinnic and the Milwaukee) met before flowing into the waters of Lake Mie-sit-gan (Michigan).

CITY OF FESTIVALS

Milwaukee celebrates its melting pot heritage throughout the year with a delightful procession of ethnic and cultural festivals. Rainbow Summer, Polish Fest, RiverSplash!, Lakefront Festival of Arts, Bavarian VolksFest, Bastille Days, Festa Italiana, German Fest, PrideFest, Irish Fest, Mexican Fiesta, Labor Fest, Oktoberfest, Indian Summer Festival, Arab World Fest and the Holiday Folk Fair are just some of the colorful tributes to a cherished past. Summerfest is the world's largest music festival according to the Guinness Book of World Records. The 11-day festival features over 700 bands that provide a variety of music from national headline acts to up-and-comers on 11 stages.



MAJOR ATTRACTIONS

| | |
|----------------------------------|----------------|
| Milwaukee Art Museum | (414) 224-3200 |
| Milwaukee County Zoo | (414) 256-5412 |
| Milwaukee Public Museum | (414) 278-2700 |
| Humphrey IMAX Dome Theater | (414) 319-4629 |
| Miller Brewery Tours | (414) 931-2337 |
| Mitchell Park Domes | (414) 257-5611 |
| Pettit National Ice Center | (414) 266-0100 |

VISITOR INFORMATION

| | |
|---------------------------------------|----------------|
| Park Information | (414) 257-7275 |
| Bus Route Information | (414) 344-6711 |
| Visit Milwaukee | (800) 554-1448 |
| Wisconsin Department of Tourism | (800) 432-8747 |

Pictures courtesy of Visit Milwaukee

FACILITIES

BMO HARRIS BRADLEY CENTER

1001 North Fourth Street
Milwaukee, WI 53203
(414) 227-0500

Home sweet home... that's how the 2012-13 Milwaukee Bucks refer to the BMO Harris Bradley Center for the 25th straight season. The 20,000-seat sports and entertainment facility opened on October 1, 1988. The \$91 million structure was a gift to the Milwaukee community and State of Wisconsin from the late Jane Bradley Pettit and her husband, Lloyd, in honor of her father, Harry Lynde Bradley. Mr. Bradley was one of the founders of the Allen-Bradley Co., a national manufacturer of electrical controls headquartered in Milwaukee (now a subsidiary of Rockwell International).

Located in downtown Milwaukee, the BMO Harris Bradley Center covers more than one square city block and rises to a height of 13 stories. The exterior is clad in polished and flame-treated granite, with the same material used in the pedestals for the columns in the twin glass-enclosed, 60-foot-high signature atriums.

The BMO Harris Bradley Center is extraordinarily fan-friendly, with wide, open concourses, multiple concession and merchandise locations, and 28 large restrooms. The arena provides three levels of fan seating accommodations, including the private suite concourse, which is located just 30 feet above floor level while still allowing for over 7,200 fans to remain below.

The ATI Club, on BMO Harris Bradley Center's Club Level, is Milwaukee's most unique sports experience. This club, located on the north end of the suite level, provides the ultimate setting for interacting with guests and enjoying Bucks basketball while indulging in the style and comfort of this private environment.

The Palermo's Pizza Courtside Club offers the ultimate in quality service in a relaxing atmosphere, amidst the thrills of NBA action. The Palermo's Pizza Courtside Club includes a bar, lounge area with flat screen TVs, restrooms, private coat check and more. Courtside Club members also benefit from in-seat food and beverage service as they enjoy the game.

Behind the scenes, the latest in computerized and electronic equipment controls the security, communications systems and interior environment of the facility. State-of-the-art electronics and interior circuitry assist the media in covering events at the BMO Harris Bradley Center. As many as four television stations are able to telecast simultaneously from any of three locations in the arena. In addition, members of the media may transmit, as well as receive, information within the building through multiple sources.

Along with the Milwaukee Bucks, the BMO Harris Bradley Center is also home to the Marquette University Men's Basketball team, the Milwaukee Admirals AHL hockey team and the Milwaukee Mustangs arena football team. The Center regularly hosts a variety of other extraordinary entertainment events including concerts, figure skating and family shows.

The BMO Harris Bradley Center was designed by Hellmuth, Obata & Kassabaum of Kansas City, Missouri, and Venture Architects - a joint venture between the Milwaukee architectural firms of Kahler Slater, Torphy Architects and the Zimmerman Design Group.

TRAINING CENTER

3501 South Lake Drive, Suite 100
Milwaukee, WI 53235

In September of 1997, the Milwaukee Bucks went state-of-the-art when they moved their basketball operations into a 35,000 square-foot wing of the Archbishop Cousins Center in St. Francis, Wis.

The Milwaukee Bucks Training Center, designed by Schroeder and Holt Architects, provides the team with a first-class, year-round facility dedicated to the athletic enhancement of Bucks players. Construction, improvements and equipment were completed at a cost of nearly \$3 million. In 15 years since, continued upgrades have made the facility one of the finest in the NBA.

The gym features a running and spring track, which encircles a regulation 94' x 50' basketball floor, with six additional baskets to accommodate shooting drills. Just off the court are spacious locker room and training room facilities, a recreation lounge, a hydrotherapy room and a 42' x 36' weight and conditioning room. The Bucks also have access to a full-length swimming pool that is adjacent to their headquarters.

The building also houses a video editing system, meeting rooms and office space for the player personnel and public relations departments, as well as the entire Bucks coaching staff.

In the summer of 2006, the facility experienced a major makeover that coincided with the team's new logo and colors. The makeover was highlighted with the completion of a new practice court that mirrors the design the team uses for games at the Bradley Center.



GENERAL
INFO

FRONT
OFFICE

PLAYERS

2011-12
SEASON

STATS &
RECORDS

HISTORY

NBA

OPPONENTS

MEDIA

TICKET INFORMATION



SEASON TICKETS

For information on Bucks Ticket Plans and to order season tickets, call (414) 227-0500 or visit www.Bucks.com/Tickets.

TELEPHONE ORDERS

MasterCard, Visa or American Express charge cards are accepted. Simply call Ticketmaster at 1-800-4NBA-TIX. Hours are from 8:00 a.m. to 9:00 p.m. Monday through Friday; 7:45 a.m. to 8:00 p.m. on Saturday; and 8:00 a.m. to 8:00 p.m. on Sunday. A service charge will apply. Tickets may also be purchased online at BUCKS.com/Tickets.

MAIL ORDERS

Mail orders may be directed to the Milwaukee Bucks Ticket Office at 1001 North Fourth Street, Milwaukee, WI 53202-1312. Mail orders must include the date of desired game and check or money order for the total amount of tickets ordered. A complete mailing address must accompany all mail orders. A \$4.00-per-order handling charge applies for all mail orders.

GROUP TICKET OR PROMOTIONAL TICKET ORDERS

Group ticket orders or promotional ticket offers (eg: Family 4-pack promotions) can be purchased by calling 414-227-0500 or visiting bucks.com/Tickets. Bucks staff will cooperate fully with schools and organizations wishing to purchase 15 or more tickets for an individual game. Groups should plan at least four weeks in advance to obtain the best possible seats.

SINGLE GAME ORDERS

Can be purchased by calling Ticketmaster at 1-800-4NBA-TIX, online at Bucks.com/Tickets, or at the Bradley Center Box Office (box office hours are 9 am - 5 pm weekdays; 10 am to game time on Saturday; and 2 hours prior to game time on Sunday). A convenience fee will apply when ordering by phone or online, but not at the box office. MasterCard, Visa or American Express charge cards are accepted.

PLAYOFF TICKETS

When the happy occasion arrives, Milwaukee Bucks playoff ticket procedures are announced to the public well in advance of each playoff series. Season ticketholders are given the opportunity to purchase their regular season locations for the playoffs. Playoff ticket books and single game playoff tickets will also be available for sale, based on ticket availability. The best way to secure the best seats for the playoffs is as a Bucks Ticket Plan holder. For information call 414-227-0500.

INFORMATION

Up-to-the-minute Bucks ticket information can be received 24 hours a day by contacting the bucks at:

***Bucks.com/Tickets**

***414-227-0500**

COMMITMENT TO COMMUNITY



About Our Community...

BUCKS CARE

The Milwaukee Bucks Community Relations Department possess an intense commitment to the community. For more information about the Milwaukee Bucks latest community events, please visit www.bucks.com/community.

OUR MISSION

On the court, the Milwaukee Bucks mission is to play hard and pursue victory. Off the court, the Bucks mission is to contribute to a better quality of life in Milwaukee and Wisconsin, and to positively affect the lives of all people in this community.

Young people continue to admire professional athletes, and because youth are so impressionable, a considerable portion of the team's efforts are dedicated to tomorrow's leaders. It is with dedication and determination that the organization participates in numerous charitable and philanthropic endeavors. As highly visible members of the community, the Bucks players, coaches and front office staff acknowledge and accept their unique role in society and are pledged to improve the community's welfare through their expertise, energy, effort and dollars. Each Milwaukee Bucks player is committed to being a part of the community, away from the bright lights of the basketball court. Bucks coaches and employees share the players' commitment and devotion to the programs listed throughout these pages.

THE MACC FUND TRADITION

The MACC Fund (Midwest Athletes Against Childhood Cancer) exists to support and fund childhood cancer and related blood disorder research. A pillar of support for the fund since its inception, the Milwaukee Bucks sponsor numerous fund-raising opportunities for the MACC Fund in addition to hosting the Annual MACC Fund game each October during a preseason game at the BMO Harris Bradley Center. This event is the cornerstone of the Bucks 36-year commitment to the MACC Fund. The Bucks have contributed more than \$1.3 million for cancer and blood disorder research since the inaugural MACC Fund game in 1977, the first major sponsored event to benefit the fund. Senator Kohl and the Bucks also contributed an additional \$100,000 on the occasion of the MACC Fund's 10th Anniversary in 1986.

The Milwaukee Bucks played a major role in the creation of the MACC Fund in 1976. The Bucks radio announcer at that time, Eddie Doucette, had a son, Brett, who was diagnosed with cancer in 1974. Jon McGlocklin, "the Original Buck," was retiring from the team, and Jon and Eddie decided to create a fund to support research to help children like Brett who had cancer. The MACC Fund was founded during a halftime ceremony of a Bucks game at the Milwaukee Arena on Dec. 10, 1976. Brett Doucette, the MACC Fund's "first success story," is married and living in Arizona.

Since its inception in 1976, the MACC Fund has contributed \$42 million to childhood cancer and related blood disorder research. The MACC Fund supports pediatric research at:

- The Medical College of Wisconsin in the *MACC Fund Research Center*
- Children's Hospital of Wisconsin, where translational research which takes place in the *MACC Fund Center for Cancer and Blood Disorders*
- The University of Wisconsin Carbone Cancer Center
- The *MACC Fund Pediatric Cancer Research Wing* in the Wisconsin Institute of Medical Research on the UW-Madison campus

MACC Fund supported research has had a significant impact on the survival rate for all types of childhood cancer, raising the five-year rate to 80 percent. The fund's support of critical research impacts children throughout the country and the world, as successful protocols developed in Wisconsin have become the standard for patient care across the United States. The Bucks have played a pivotal role in this "Gift of Hope."

MACC Fund
10000 Innovation Drive, Suite 135
Milwaukee, WI 53226
(800) 248-8735



GENERAL
INFO

FRONT
OFFICE

PLAYERS

2011-12
SEASON

STATS &
RECORDS

HISTORY

NBA

OPPONENTS

MEDIA

COMMITMENT TO COMMUNITY

COMMUNITY PROGRAMS

The Milwaukee Bucks players, coaches and front office staff continuously strive to serve the city of Milwaukee through countless events and programs, with emphasis on youth, education, and health and wellness.

MILWAUKEE BUCKS AND SAM'S HOPE LITERACY OUTREACH

Sam's Hope has been a partner with the Milwaukee Bucks for 15 years. The mission of this partnership is to encourage children in the inner city to read at home each day, to achieve in school and to provide new books for children to own through the 20 joint projects. Milwaukee Bucks players also host several smaller readings at area schools and agencies. Children are provided with a new book to take home with them at every event.

Events include: Book Blast at the BMO Harris Bradley Center, Bring a Book Home event at the Milwaukee Art Museum and Discovery World, Sam's Hope Literacy Conference at Marquette University, and many more.



DREAM BIG

August 2012 marked the second Milwaukee Bucks Dream Big event at the Bradley Center. In combination with Big Brothers Big Sisters of Milwaukee, the Bucks invite a group of Big Brothers and Sisters and Little Brothers and Sisters from the organization to learn about the business of basketball and the many careers within the NBA beyond being a professional ball player. The group is able to hear a variety of Bucks staff talk about their jobs and their own "big dreams" as well as participate in hands on activities. Dream Big is part of an ongoing initiative to promote education and life goals to Milwaukee's youth. The Milwaukee Bucks organization is a longtime supporter of Big Brothers Big Sisters initiatives.



SPECIAL OLYMPICS OF SOUTHEASTERN WISCONSIN

The Bucks have a strong commitment to Special Olympics in Southeastern Wisconsin. The team hosts an annual Special Olympic Basketball clinic each season where Bucks players and coaches teach campers basketball fundamentals. During each season, the Bucks host a Special Olympics Night in which All-Star players from local Special Olympics leagues are featured at halftime of a Bucks game in a special basketball exhibition.

BUCKS GOLF TOURNAMENT FOR CYSTIC FIBROSIS

The annual Milwaukee Bucks Golf Tournament in September is co-hosted by the Milwaukee Bucks and the Cystic Fibrosis Foundation. Golfers and guests are invited to attend from Milwaukee and Northern Illinois corporate communities. The tournament offers the opportunity to golf with Bucks coaches and players. Bucks Vice President of Business Operations John Steinmiller serves as honorary chairman and hosts the tournament, which celebrated its 22nd anniversary in September 2012. The event has raised over \$1 million to support the foundation. Miller Brewing and Potawatomi Bingo are presenting sponsors.



CHILDREN'S HOSPITAL OF WISCONSIN HOLIDAY TEAM VISIT

Each holiday season, Bucks players, coaches and front office staff partner with Women for Midwest Athletes Against Childhood Cancer (MACC) and visit Children's Hospital of Wisconsin. Bucks personalities deliver toys and spread holiday cheer to children in the hospital and at the center.

BUCKS BOWL FOR THE CURE

PRESENTED BY COLUMBIA ST. MARY'S HOSPITAL

The Milwaukee Bucks join forces with Komen Southeast Wisconsin to give area bowlers an opportunity to play the game for a great cause. The annual Bucks Bowl for the Cure® Day took place on Friday, Feb. 8, 2012, at the AMF Bowlero Lanes in Milwaukee, Wis. The event helped to raise funds to promote breast cancer research, awareness, education and treatment. It is a friendly two-game tournament that draws up to 700 bowlers annually. Last year's "Bowl for the Cure® Day" raised over \$42,000.



GE HEALTHCARE COMMUNITY SERVICE DAY

Milwaukee Bucks team up with GE Healthcare in August to help spruce up Milwaukee Schools before the academic year begins. Bucks front office staff and GE employees provide service to several schools through painting, cleaning and landscaping. August 2012 marked the second annual Bucks partnership with GE Healthcare on their company-wide service day.

COMMITMENT TO COMMUNITY

BUCKS WIVES SAVE LIVES

PRESENTED BY COLUMBIA ST. MARY'S HOSPITAL

The wives and significant others of Milwaukee Bucks players, coaches and front office personnel join the Milwaukee Breast Cancer Awareness Program to host a silent auction of NBA memorabilia during each season. The auction proceeds have totaled more than \$258,000 in the 19 years of the program. The Milwaukee Breast and Cervical Cancer Awareness Program is a program of the City of Milwaukee Health Department and the Milwaukee Foundation. Since its inception in 1990, the program has provided breast cancer screening to uninsured and underinsured women in the city of Milwaukee, and has outfitted a new mobile diagnosis facility.

MILWAUKEE BUCKS LIBRARY READING CHALLENGE

The Milwaukee Bucks, The Northwestern Mutual Foundation and the Milwaukee County Federated Library System have partnered to execute the "Milwaukee Bucks Library Reading Challenge." The reading challenge is open to all Wisconsin young-adults in the 3rd - 10th grades. The purpose of the reading program is to promote literacy and library usage by youth in Milwaukee and statewide communities ... "The more you read, the more you win!" With each page read, the students score points. When a predetermined number of points are achieved, students become eligible to receive a variety of prizes, including Bucks game tickets and a chance to win a Bucks autographed basketball. For more information on the Milwaukee Bucks Reading Challenge, contact a participating local library or call (414) 286-3520.

HABITAT FOR HUMANITY

Milwaukee Bucks guard Brandon Jennings participated in BMO Harris Bank Community Days in the summer to help build homes for Habitat for Humanity families. In partnership with BMO Harris Bank, Jennings, Bucks Mascot Bango, along with M&I employees, spent the designated Community Days dry walling, hammering and drilling to help rebuild a home for one Milwaukee family in need. Since its inception, Community Day has helped thousands of families in over nine states nationwide.

BUCKS CHARITABLE TICKET PROGRAM

The Milwaukee Bucks are committed to giving back to the community through our Charitable Ticket Program. The program provides charitable organizations with the opportunity to attend Milwaukee Bucks games through donated tickets. Tickets are purchased and generously donated by Bucks players, team owner Senator Herb Kohl and the Bucks organization. The program allows on average 40,000 children and youth and members of charitable organizations to attend games each season.

The "Bucks Buddies" Corporate Season Ticket Program instituted in 2000 encourages local businesses to buy season tickets for business or charitable use. Employees at all levels have shown a true appreciation and interest in enjoying Bucks basketball. Companies are encouraged to make tickets available to employees either without charge or on a discounted basis. In many cases the Bucks will arrange for part or all of the season tickets purchased to be contributed to a youth organization or schools that participate in the Bucks Buddies Program. Bucks Buddies matches charitable organizations desiring Bucks tickets for their programming with businesses willing to donate tickets. Several Wisconsin corporations also donated blocks of tickets to local non-profit organizations for every Bucks home game throughout the season. The Milwaukee Bucks Corporate Partners Program donated tickets to local, non-profit organizations' community service endeavors. The program was supported during the 2011 season by Badger Mutual Insurance Company, Briggs & Stratton, Columbia St. Mary's, First Edge Solutions, GE Healthcare, Gordon Flesch Company, Office Copying Equipment, Potawatomi Bingo Casino, Quarles & Brady and Sky High Marketing.

BANGO APPEARANCES

The Bucks mascot Bango makes appearances all over the state of Wisconsin at area camps, parades, library reading events, fundraisers and festivals throughout the year. He joins in activities, distributes prizes, takes pictures and signs autographs during his one-hour visit. For more information on scheduling Bango at your event, please contact Kris Brunelli at 414-227-0534.

ADDITIONAL PROGRAMS

BUCKS PLAYERS SCHOOL SUPPLY DISTRIBUTION
HOME COURT HEROES
MILWAUKEE WHEELCHAIR BUCKS
SECOND HARVEST OF WISCONSIN PBJ CHALLENGE
BUCKS ONE-ON-ONE CORNER PRESENTED BY COLUMBIA ST. MARY'S
MILWAUKEE BUCKS READING AND LEARNING CENTERS
SALVATION ARMY FEED THE KIDS
SALVATION ARMY HOLIDAY GIVING
BUCKS AT SUMMERFEST
BUCKS AT WISCONSIN STATE FAIR
MILWAUKEE BUCKS - MGD THREE
ST. COLETTA'S FUNDRAISER
YMCA YOUTH CLINIC

MILWAUKEE BUCKS AND BLOOD CENTER OF SOUTHEASTERN WISCONSIN BLOOD DRIVE
MILWAUKEE FIRE DEPARTMENT SAFETY PROGRAM
NBA CARES WEEK OF SERVICE: PAINT THE TOWN
AMERICAN HEART ASSOCIATION: JUMP & HOOPS FOR HEART
HOUSE OF PEACE: BACK TO SCHOOL AND TURKEY DRIVE
BANGO SUMMER CAMP VISITS
UPS MACC FUND GAME BALL PRESENTATION
AUTISM AWARENESS
PALERMO'S PIZZA & ST. BEN'S SHELTER SEASON TIP-OFF EVENT
GATHERING OF SOUTHEASTERN WISCONSIN
HOLIDAY FOOD BASKETS FOR THE NEEDY



GENERAL
INFO

FRONT
OFFICE

PLAYERS

2011-12
SEASON

STATS &
RECORDS

HISTORY

NBA

OPPONENTS

MEDIA

COMMITMENT TO COMMUNITY

HERB KOHL EDUCATIONAL FOUNDATION AWARD PROGRAM

The Herb Kohl Educational Foundation Excellence Scholarship and Fellowship Award programs were established in January of 1990.

Excellence Scholarships awarded to date: \$2,300,000 to 2,300 students

Excellence Scholarships in the amount of \$1,000 are awarded each year to 100 graduating high school students. Selection of scholarship recipients begins at the local level, with the number of nominations from each high school based on enrollment. The names of local nominees are sent to regional selection panels composed of teachers, administrators, civic leaders and community representatives. Final selection is made by a statewide committee composed of civic leaders, representatives from the Wisconsin Council of Religious and Independent Schools, Wisconsin Newspaper Association, Cooperative Educational Service Agencies, Wisconsin Parents Association and several other education-related associations. Scholarship recipients are chosen for their demonstrated academic potential, outstanding leadership, citizenship, community service, integrity and other special talents.

Fellowship Awards awarded to date: \$4,600,000 to 2,300 teachers and their schools

Fellowships in the amount of \$1,000 are awarded each year to 100 Wisconsin teachers. Each fellow's school also receives a \$1,000 grant. Anyone may nominate a teacher for the Kohl Fellowship. The educator nomination screening process begins within each public school district or non-public school organization. Further screening takes place at the regional level, and the statewide selection committee chooses the award recipients. Educators are chosen for their superior ability to inspire a love of learning in their students and to motivate others, as well as their leadership and service within and outside the classroom.

Initiative Scholarships awarded to date: \$1,285,000 to 1,285 students

The Herb Kohl Initiative Scholarship was established in October of 1997. Initiative Scholarships in the amount of \$1,000 are awarded each year to 85 graduating high school students. This scholarship recognizes students who have overcome significant personal obstacles or adversity, have demonstrated a high level of motivation to achieve, have shown strong promise for achieving success in college and beyond, but have not yet received other academic-based scholarships.

As of August 2012, the foundation has awarded a total of approximately \$8.2 million to Wisconsin educators, students and schools.

More information about the foundation can be found at www.kohleducation.org.

EDUCATIONAL FOUNDATION BANQUET PHOTOS



NBA CARES

NBA Cares is the league's global social responsibility program that builds on the NBA's mission to address important social issues in the United States and around the world. Through this program, the NBA, its teams and players have donated more than \$200 million to charity, completed more than 1.9 million hours of hands-on community service, and created more than 720 places where kids and families can live, learn, or play, in 23 countries and territories on five continents. NBA Cares works with internationally recognized youth-serving programs that support education, youth and family development, and health-related causes, including: KaBOOM!, Special Olympics, Boys and Girls Clubs of America, UNICEF, the Make-A-Wish Foundation, and the Global Business Coalition on HIV/AIDS, Malaria and Tuberculosis.



CHARITABLE DONATION & AUTOGRAPH POLICY


The Milwaukee Bucks assist thousands of charitable endeavors throughout the state of Wisconsin each year. All requests or proposals must be made in writing on organization letterhead and be on file in the Bucks office at least six weeks prior to the date of the event. The Bucks will not consider requests from organizations outside of the state, but will direct them to an NBA contact in their area. Requests are limited to one request per organization per calendar year and aim to support non-profit (501c3) groups. Please note that the Bucks do not take ownership of items to be signed and are not responsible for any unreturned or lost merchandise.

WITH GRATITUDE

The Bucks organization salutes all of our fans, season ticket holders, and community and corporate sponsors for their support of our commitment to the community.



MILWAUKEE BUCKS FRONT OFFICE



HERB KOHL

PRESIDENT

Public servant, philanthropist, businessman and professional sports team owner. All four accurately describe Herb Kohl, who begins his 28th season as president and owner of the Milwaukee Bucks organization. Kohl purchased the team on March 1, 1985 from Jim Fitzgerald, ensuring it would remain in Milwaukee.

"From the very beginning, my association with the Bucks has been a wonderful experience," Kohl remarked. "Wherever I go, people come up to me and talk about the team. The opportunity I was given to purchase and to keep the team here in Milwaukee is one of the most unique and fortunate experiences I've ever enjoyed."

In 1988, Kohl was elected to a six-year term as Wisconsin's 25th United States Senator, and he is currently serving his fourth term. On May 13, 2011, Senator Kohl announced that he will not seek re-election in 2012.

A Milwaukee native who grew up in the Sherman Park neighborhood, Kohl has maintained a lifetime commitment to his home city and state. He attended Sherman Elementary School and Milwaukee Washington High School. Kohl graduated from the University of Wisconsin-Madison in 1956, and went on to earn a Master's degree from the Harvard University Graduate School of Business Administration in 1958. Kohl served in the Army Reserve from 1958-64.

From 1959-69, Kohl served in many capacities with the then family-owned Kohl Corporation, operators of grocery and department stores. His parents had built their first Kohl's Food Market in the late '20s, and from that inauspicious beginning, grew the business into one of the Midwest's leading grocery and department store chains. Kohl was president from 1970 through the sale of the corporation by the family in 1979, and the Kohl's Department Stores have now expanded throughout the United States.

After years of involvement in public affairs in Wisconsin, having served as general chairman of Milwaukee's United Way campaign and state chairman of the Wisconsin Democratic Party, Kohl decided to run for the United States Senate seat vacated by William Proxmire. He was first elected to a six-year term in 1988, re-elected in November of 1994, in November of 2000, and again in November of 2006. His fourth and final term will expire at the end of the 112th Congress on January 3, 2013. Kohl serves on four committees in the Senate: the Committee on Banking, Housing, Urban Affairs; the Appropriations Committee - chairman of the Agriculture Appropriations Subcommittee; the Judiciary Committee - chairman of the Antitrust, Competition Policy and Consumer Rights Subcommittee; and the Special Committee on Aging, chairman.

Involved in a vast array of community-minded projects, Kohl has consistently championed the cause of education. He established the Herb Kohl Educational Foundation Excellence Scholarship and Fellowship Award Program in 1990. As of August 2012, the Herb Kohl Educational Foundation has awarded a total of \$8.2 million to Wisconsin educators, students and schools. Annually, the grants total \$385,000 and are presented to 185 graduating high school students, 100 teachers and 100 schools throughout Wisconsin.

With a life-long interest in sports, Kohl was one of 10 original investors in the Milwaukee Brewers, and he also initiated negotiations with then NBA commissioner Walter Kennedy, which ultimately led to the granting of a franchise in January of 1968 to a group of Milwaukee investors.

Kohl's interest in sports does not stop at the professional level. In April of 1995, Kohl donated \$25 million to his alma mater to help provide a state-of-the-art new home for the Badgers. January of 2012 will mark the 14th Anniversary of the opening of the Kohl Center, a sports arena that is home of the University of Wisconsin-Madison men's and women's basketball teams, as well as the men's hockey team.

"I was very happy to be in a position to help build a first-rate, state-of-the-art sports arena," said Kohl. "I think it enhances the university's reputation as one of the premier athletic programs in the Big Ten and the country."

Recognized for his many efforts, Kohl has received numerous awards from throughout the state of Wisconsin, including: induction into the Wisconsin Athletic Hall of Fame in 2007; an Honorary Doctor of Humane Letters degree from Ripon College in 1999; Best Corporate Citizen of 1997 by Madison Magazine; the "Kiwamis Milwaukee Award" in 1987; an Honorary Doctor of Laws degree from Cardinal Stritch College of Milwaukee in 1986; the Greater Milwaukee Convention and Visitors Bureau "Lampighter Award" in 1986; named "Humanitarian of the Year" in 1986 by the Wisconsin Parkinson Association; "Wisconsin Sports Personality of the Year" in 1985 by the Milwaukee Pen and Mike Club; and the "Joe Killeen Memorial Sportsman of the Year" in 1985 by the Wisconsin Broadcasters Association.



JOHN HAMMOND

GENERAL MANAGER

Bucks General Manager John Hammond begins his fifth season with the club, and brings more than 30 years of coaching and administrative experience in basketball to his post. The Zion, Ill., native was named to the position on April 11, 2008, and promptly generated an eight-win improvement in his first season and another 12 in his second, earning the 2009-10 NBA Executive of the Year Award.

Prior to joining the Bucks, Hammond spent seven seasons as the Vice President of Basketball Operations with the Detroit Pistons where he was responsible for directing day-to-day operations of the basketball operations department, handling player personnel issues and assisting in roster development. In his seven seasons in Detroit, the Pistons were

330-158 (.676 winning percentage) with one championship, another NBA Finals appearance and three other Eastern Conference Finals appearances. In addition to his time as VP of Basketball Operations with the Pistons, Hammond also served in the organization as Director of Player Personnel, Scouting Director and Assistant Coach in two stints with the team.

Hammond began his NBA career in 1989 as an assistant coach and scout with the Minnesota Timberwolves where he worked under current Milwaukee Bucks Director of Scouting Billy McKinney. From there he joined Larry Brown's staff with the Los Angeles Clippers, where they advanced to the postseason in 1992 and 1993. Hammond had another stint with the Clippers when he joined Alvin Gentry's staff as the lead assistant for the 2000-01 season. The team saw a 16-game improvement and Hammond was noted as a key in developing first-year players Darius Miles, Keyon Dooling and Quentin Richardson.

In all, Hammond has spent 22 seasons in the NBA, with his teams making 13 postseason appearances over that span.

Prior to his NBA career, Hammond spent six seasons at Southwest Missouri State where he helped lead the school to three consecutive NCAA Tournament berths (1986, 1987 and 1988) and an NIT invite in 1985. He also spent two seasons at Houston Baptist (1981-83), two at Nebraska (1979-81) and three seasons at the high school level in Nebraska.

A Greenville College (Illinois) graduate, Hammond earned his Bachelor's degree while lettering twice in basketball and serving as a student assistant coach.

Hammond and his wife Marsha have a daughter, Lauryn Shay, a student at Marquette University.



John Hammond (right) was active during the 2012 NBA Draft, completing a pre-draft trade with Houston that brought Samuel Dalembert and the 14th overall pick (used on John Henson) to the Bucks. Hammond also selected Doron Lamb from the National Champion Kentucky Wildcats with the 42nd overall pick in the draft. Scott Skiles (left) and Hammond begin their fifth season together in Milwaukee.

GENERAL
INFO

FRONT
OFFICE

PLAYERS

2011-12
SEASON

STATS &
RECORDS

HISTORY

NBA

OPPONENTS

MEDIA

EXECUTIVE STAFF



JOHN F. STEINMILLER

VICE PRESIDENT - BUSINESS OPERATIONS

John Steinmiller is in his 43rd season as a member of the Milwaukee Bucks organization and his 32nd in his current position of Vice President - Business Operations. He is responsible for the day-to-day operations, advertising and marketing, radio-television, long-range planning and coordination of club affairs with the NBA. He first joined the organization in 1970 on a part-time basis while earning his journalism degree from Marquette University, and was named a full-time administrative assistant in January of 1971. One year later, at the age of 22, Steinmiller became the youngest publicity director in professional sports. He held that position until 1977 when he was promoted to director of business operations. In 1980, Steinmiller was promoted to vice president. In all, he has worked 1,897 Bucks regular season and playoff home games since joining the team in 1970, and has worked with all 11 of the team's head coaches.

In the community, Steinmiller serves on the Executive Boards of the Midwest Athletes Against Childhood Cancer (MAACC) Fund, the Milwaukee Metropolitan YMCA and Milwaukee Urban Day School. In 2007 he completed a two-year term as the Chairman of Visit Milwaukee (formerly the Greater Milwaukee Convention and Visitors Bureau), and remains an executive board member of the organization. Steinmiller is co-chair of the annual Milwaukee Bucks/Cystic Fibrosis Foundation golf tournament, an event supported by the Bucks players and coaches that has raised over \$1. million over the past 19 years to support research to cure cystic fibrosis.

A native of Mt. Prospect, Ill., Steinmiller was inducted into the St. Viator High School Hall of Fame on October 13, 1997. Residing in Whitefish Bay, John and his wife, Corinne, have a son, John Henry, and a daughter, Mary Kate.



RON WALTER

VICE PRESIDENT - ALTERNATE GOVERNOR

Ron Walter begins his 15th season as a full-time member of the Milwaukee Bucks organization, although his association as the team's outside legal counsel began in 1992. His responsibilities include the club's league and business affairs, as well as business development, legal and strategic issues. Walter also represents the Bucks on the NBA Board of Governors.

A Clarkston, Mich., native, Walter received both his undergraduate degree and MBA from Michigan State University. He joined the law offices of Foley & Lardner after earning his law degree (J.D.) from the University of Michigan, where he was an editor of the Michigan Law Review.

He serves as an adjunct professor at the Marquette University Law School, is a member of the executive committee of the Boys and Girls Club, is a Post Chairman of the National Sports Institute and is a member of the City of Milwaukee Employees' Retirement System Annuity and Pension Board.

An avid skier, Walter has completed the North American Birkebeiner cross-country ski marathon over 20 times and enjoys other sports, including golf and tennis. Ron and his wife, Suzy, reside in the City of Milwaukee and have three sons: Robin, Sandy and Teddy.



MIKE BURR

CHIEF FINANCIAL OFFICER

Mike Burr has overseen the financial matters of the Bucks since 1990 as CFO, Treasurer and as a member of the Board of Directors. Burr has worked with Senator Kohl since 1984 and manages the Senator's business and investment office in addition to his role with the Bucks. He was involved in the Senator's purchase of the team in 1985 and, during the 28 years that Kohl has owned the team, has been involved in virtually all aspects of the business.

Born and raised in Wisconsin's Fox River Valley, Burr received both his undergraduate and law degrees (J.D.) from the University of Wisconsin - Madison. A Certified Public Accountant, Burr's professional background prior to joining the Kohl Organization focused on taxation and investments with Arthur Andersen in Milwaukee.

Burr and his wife, Julie, reside in Whitefish Bay and have three children: Matthew, residing in Madison; Marcella, residing in Milwaukee; and Jennifer, a junior at the University of Minnesota in Minneapolis.

HEAD COACH



SCOTT SKILES

HEAD COACH

Scott Skiles became the 11th head coach in the history of the Milwaukee Bucks on April 21, 2008, and brought eight seasons of NBA head coaching experience with him. In his first two seasons, he led the Bucks to an eight-game and 12-game improvement, respectively, from the previous year, including the franchise's 26th playoff berth during the 2009-10 season. Last year, the Bucks finished 31-35 and narrowly missed the final playoff spot in the Eastern Conference. The 2011-12 squad featured a much-improved offense, with the Bucks finishing the season ranked 5th in scoring and 3rd in assists per game after ranking 30th in both categories during the previous season.

Skiles, 48, has amassed an overall record of 427-417 (.506) as an NBA head coach (146-166, .468 with the Bucks), which includes previous stints with the Chicago Bulls and Phoenix Suns. He was hired as head coach of the Bulls on November 28, 2003, and inherited a 4-12 team. Following that season, he went on to guide the team to three consecutive seasons of better than 40 wins (45.7 average) and three postseason appearances, which followed a six-year playoff drought for Chicago. The Bulls won 49 games in 2006-07, their most since they went 62-20 in '97-98, and swept the defending NBA champion Miami Heat 4-0 in the first round of the 2007 NBA playoffs.

The Plymouth, Ind., native received his first NBA head coaching assignment with the Phoenix Suns in 1999 when Danny Ainge resigned 20 games into the 1999-00 season. Skiles guided the Suns to a 40-22 mark the remainder of the year and his squad went on to upset the defending champion San Antonio Spurs in the first round of the 2000 NBA playoffs. The following year, he guided the Suns to a 51-31 record and again made the postseason. In his eight seasons with the Suns and Bulls, Skiles coached in five NBA postseasons (35 games, 15-20 record). He was originally hired as an assistant coach to Danny Ainge in Phoenix, a post he held for two-plus seasons. Prior to that he served as the head coach of PAOK in Greece. Overall he has coached in professional basketball for 12 seasons, 11 in the NBA as a head coach or assistant coach and one season in Greece.

Skiles enjoyed a 10-year NBA playing career and appeared in 600 career games (371 starts) with Milwaukee, Indiana, Orlando, Washington and Philadelphia. He was drafted by the Bucks in the first round (22nd overall) of the 1986 NBA Draft and played 13 games in Milwaukee during his rookie season. He maintained career averages of 11.1 points, 6.5 assists and 2.5 rebounds over those 10 seasons. He set an NBA single-game record (that still stands) when he passed for 30 assists on December 30, 1990, while with Orlando, and his 88.9 career free throw percentage is the eighth-best in NBA history. He was named the NBA's Most Improved player following the 1990-91 campaign when he averaged a career-best 17.2 points and 8.4 assists with the Orlando Magic.

The former Spartan was an All-American at Michigan State University under Jud Heathcote. He left as MSU's all-time leading scorer when he graduated in 1986 (2,145 points, currently ranked 3rd) and had his No. 4 jersey retired and was inducted into the MSU Athletics Hall of Fame in September of 2007.

Skiles was inducted into the Indiana Basketball Hall of Fame on March 25, 2009, and had his No. 22 jersey retired at Plymouth High School (Indiana) in 1992. As a senior, he scored 39 points in the state finals to lead Plymouth to the Indiana State Championship in 1982. Scott is married to his wife, Kim. He has two sons, Scott and Sean, and one daughter, Shelby.

SKILES' NBA HEAD COACHING RECORD

| Year | Team | Record | % | Playoffs | % |
|---------|-----------|---------|------|----------|------|
| 1999-00 | Phoenix | 40-22 | .645 | 4-5 | .444 |
| 2000-01 | Phoenix | 51-31 | .622 | 1-3 | .250 |
| 2001-02 | Phoenix | 25-26 | .490 | 0-0 | --- |
| 2003-04 | Chicago | 19-47 | .288 | 0-0 | --- |
| 2004-05 | Chicago | 47-35 | .573 | 2-4 | .333 |
| 2005-06 | Chicago | 41-41 | .500 | 2-4 | .333 |
| 2006-07 | Chicago | 49-33 | .598 | 6-4 | .600 |
| 2007-08 | Chicago | 9-16 | .360 | 0-0 | --- |
| 2008-09 | Milwaukee | 34-48 | .415 | 0-0 | --- |
| 2009-10 | Milwaukee | 46-36 | .561 | 3-4 | .429 |
| 2010-11 | Milwaukee | 35-47 | .427 | 0-0 | --- |
| 2011-12 | Milwaukee | 31-35 | .470 | 0-0 | --- |
| Totals | | 427-417 | .506 | 18-24 | .429 |

SKILES' NBA STATISTICS

| Season | G-GS | MIN | FGM-A | PCT | FTM-A | PCT | OR-DR-TR | AST | PF | ST | TO | BS | TP | RPG | APG | PPG |
|-----------|---------|-------|-----------|------|-----------|------|---------------|------|------|-----|------|----|------|-----|-----|------|
| 86-87 MIL | 13-0 | 205 | 18-62 | .290 | 10-12 | .833 | 6-20-26 | 45 | 18 | 5 | 21 | 1 | 49 | 2.0 | 3.5 | 3.8 |
| 87-88 IND | 51-2 | 760 | 86-209 | .411 | 45-54 | .833 | 11-55-66 | 180 | 97 | 22 | 76 | 3 | 223 | 1.3 | 3.5 | 4.4 |
| 88-89 IND | 80-13 | 1571 | 198-442 | .448 | 130-144 | .903 | 21-128-149 | 390 | 151 | 64 | 177 | 2 | 546 | 1.9 | 4.9 | 6.8 |
| 89-90 ORL | 70-32 | 1460 | 190-464 | .409 | 104-119 | .874 | 23-136-159 | 334 | 126 | 36 | 90 | 4 | 536 | 2.3 | 4.8 | 7.7 |
| 90-91 ORL | 79-66 | 2714 | 462-1039 | .445 | 340-377 | .902 | 57-213-270 | 660 | 192 | 89 | 252 | 4 | 1357 | 3.4 | 8.4 | 17.2 |
| 91-92 ORL | 75-63 | 2377 | 359-868 | .414 | 248-277 | .895 | 36-166-202 | 544 | 188 | 74 | 233 | 5 | 1057 | 2.7 | 7.3 | 14.1 |
| 92-93 ORL | 78-78 | 3086 | 416-891 | .467 | 289-324 | .892 | 52-238-290 | 735 | 244 | 86 | 267 | 2 | 1201 | 3.7 | 9.4 | 15.4 |
| 93-94 ORL | 82-46 | 2303 | 276-644 | .429 | 195-222 | .878 | 42-147-189 | 503 | 171 | 47 | 193 | 2 | 815 | 2.3 | 6.1 | 9.9 |
| 94-95 WAS | 62-62 | 2077 | 265-583 | .455 | 179-202 | .886 | 26-133-159 | 452 | 135 | 70 | 172 | 6 | 805 | 2.6 | 7.3 | 13.0 |
| 95-96 PHI | 10-9 | 236 | 20-57 | .351 | 8-10 | .800 | 1-15-16 | 38 | 21 | 7 | 16 | 0 | 63 | 1.6 | 3.8 | 6.3 |
| TOTALS | 600-371 | 16789 | 2290-5259 | .435 | 1548-1741 | .889 | 275-1251-1741 | 3881 | 1343 | 500 | 1497 | 29 | 6652 | 2.5 | 6.5 | 11.1 |

GENERAL
INFO

FRONT
OFFICE

PLAYERS

2011-12
SEASON

STATS &
RECORDS

HISTORY

NBA

OPPONENTS

MEDIA

ASSISTANT COACHES



JIM BOYLAN

ASSISTANT COACH

Jim Boylan has served as Scott Skiles' top assistant in his four years with the Bucks. He joined the Bucks after finishing the final 56 games of the 2007-08 season as the Bulls Interim Head Coach. He had served as lead assistant to Skiles in Chicago for four years.

Boylan's NBA coaching career began in 1992 as a video coordinator/advance scout and assistant coach for Lenny Wilkens with the Cavaliers. Boylan remained through a head coaching change and was an assistant on Mike Fratello's bench through 1997.

He was an assistant to Brian Hill with the Vancouver Grizzlies (1997-00), with Skiles in Phoenix (2000-02) and Terry Stotts in Atlanta (2003-04). He has reached the postseason in the NBA with Chicago (three times, two 47+ win seasons), Phoenix (once, a 50+ win season), Cleveland (four times, one 54-win and two 47-win seasons) and most recently with Milwaukee in the club's 46-win season in 2009-10.

Starting point guard of the Marquette Warriors 1977 NCAA Championship team, Boylan led the club in assists during his junior and senior seasons before being selected by the Buffalo Braves in the 1978 NBA Draft. Boylan's coaching career began as a player/coach in Switzerland (1982-86) where he led the Vevey Basketball club to the first championship in its 30-year history. He has also coached in the CBA (Rochester Renegade), with Michigan State (1986-89) and served as the Head Coach at the University of New Hampshire (1989-92).

Boylan and his wife, Jane, have two children, Jessica, 28 and Shaina, 24.



JOE WOLF

ASSISTANT COACH

Kohler, Wis., native Joe Wolf enters his fifth season on the Bucks coaching staff. He joined the team after serving as the Head Coach and General Manager of the NBA Development League's Colorado 14ers during the 2006-07 and 2007-08 seasons.

In 2007-08, Wolf advanced the 14ers to the first round of the playoffs as a wild card after leading them to a 29-21 regular season record. The previous season he led the 14ers to a 28-22 record, second in the Western Division, and advanced to the championship game before falling in overtime. The University of North Carolina alum was head coach of the Idaho Stampede of the CBA for two seasons (2004-06) prior to his time with the 14ers. In his second season with Idaho, the Stampede finished with a 25-23 record and advanced to the playoffs. In a combined four seasons in the CBA and D-League, Wolf's teams had 17 players called up to the NBA.

Drafted by the Los Angeles Clippers with the 13th overall selection in the 1987 NBA Draft, Wolf went on to play 11 seasons in the NBA with the Los Angeles Clippers, Denver, Boston, Portland, Charlotte, Orlando and the 1996-97 season in Milwaukee. He averaged 4.4 points and 3.3 rebounds in 592 career games. The Wisconsin native also played overseas in Spain's top league, the ACB, for Leon.

Wolf was named the best high school basketball player in Wisconsin history by the Milwaukee Journal Sentinel in 2005.



SIDNEY MONCRIEF

ASSISTANT COACH

Bucks legend Sidney Moncrief returns to Milwaukee's bench this season as a second-year assistant coach on Scott Skiles' staff. Moncrief played 10 seasons for the Bucks (1979-89) where he won the league's first two Defensive Player of the Year awards, was a five-time All-Star, a five-time All-NBA and All-Defensive team honoree and is one of seven former Bucks to have their number retired by the franchise. He is among the franchise leaders in points (11,594, third), games (695, second), minutes (22,054, second), field goals (4,000, eighth), free throws (3,505, first), rebounds (3,447, seventh), assists (2,689, second) and steals (874, third).

In addition to his individual success, Moncrief's teams won seven consecutive division titles starting with his arrival in 1979 and also won 50-plus games in seven consecutive seasons. The Bucks were 522-298 (.637) while he was with the team and advanced to the playoffs in each of his 10 seasons, including three trips to the Eastern Conference Finals.

A native of Little Rock, Ark., Moncrief played collegiately at the University of Arkansas and was selected by the Bucks in the first round (5th overall pick) of the 1979 NBA Draft. Moncrief's coaching career began as head coach at the University of Arkansas - Little Rock for the 1999-2000 season. He was an assistant coach for the Dallas Mavericks (2000-2003), head coach of the Fort Worth Flyers in the D-League for the 2006-07 season and an assistant coach with the Golden State Warriors from 2007-2009.

Moncrief ran his own consulting and motivational training practice for businesses and corporations and consulted with international basketball teams prior to joining the Bucks bench. He is also the author of two books - "Your Passport to Reinventing You" and "Your Passport to Becoming a Valuable Team Player."

ASSISTANT COACHES



BILL PETERSON

ASSISTANT COACH

Bill Peterson begins his sixth season as a Bucks assistant coach after being named to the position on June 4, 2007.

Before joining the Bucks, Peterson served as an associate head coach to Dale Layer at Colorado State University for seven seasons. Prior to his stint with the Rams, Peterson served as a player development coach and scout for the Dallas Mavericks (1998-2000) where he worked to develop younger players like Dirk Nowitzki, Steve Nash, Michael Finley and Greg Buckner. He also served as a special assistant with the Golden State

Warriors to work with Sarunas Marciulionis, one of the first international players to compete in the NBA.

Peterson's collegiate experience also includes head coaching positions at the University of Alabama - Huntsville (1994-97) and Union (KY) College (1983-87) where the Bulldogs averaged 18 wins per year and made three consecutive postseason tournament appearances. He worked as the assistant head coach at McNeese State from 1987-94 and at Bossier Parish Community College (LA) from 1997-99. Peterson began coaching as a student assistant at St. Petersburg (FL) Junior College (1978-79) and went on to serve as a graduate assistant at Louisiana Tech where he coached Karl Malone from 1980-83.

Peterson is a graduate of Eckerd College (FL) and holds a master's degree in physical education and human relations from Louisiana Tech University. Bill and his wife Diane are the parents of three daughters: Kati (24), Ginny (19) and Hailey who was called to be with the Lord in the summer of 2000.

GENERAL
INFO

FRONT
OFFICE

PLAYERS

2011-12
SEASON


STATS &
RECORDS

HISTORY

NBA

OPPONENTS

MEDIA



ANTHONY GOLDWIRE

ASSISTANT COACH

Anthony Goldwire begins his third season as a Bucks assistant coach. Goldwire joined the team prior to the 2010-11 season. Prior to joining the Bucks, Goldwire served as an assistant coach for the 2010 Phoenix Suns Summer League team.

From 1995-2005, Goldwire spent eight seasons with nine NBA teams, including two stints with Milwaukee during the 2003-04 and 2004-05 seasons. In 266 career NBA games, Goldwire averaged 6.3 points, 2.8 assists and 1.3 rebounds.

A native of West Palm Beach, Fla., Goldwire played at the University of Houston and was selected by the Phoenix Suns in the second round (52nd overall pick) of the 1994 NBA Draft. He began his professional career with the Yakima Sun Kings of the Continental Basketball Association (CBA), where he earned Second Team All-Rookie honors and led his team to the CBA title. Goldwire also led Yakima to CBA Championships in 2003 and 2006, earning both League and Finals MVP honors during his final season with the club in 2006.

Goldwire also spent several seasons playing basketball overseas, most notably with Olympiakos in the Greek League during the 1998-99 campaign and as a teammate of Pau Gasol with FC Barcelona in the Spanish ACB League during the 1999-2000 season.



CHRIS GILMARTIN

SCOUT

The 2012-13 campaign marks the 16th season with the Bucks for Chris Gilmartin, and his 10th season with the title of scout. Gilmartin is mainly responsible for the advance scouting of the Bucks upcoming opponents and also assists the Bucks staff in the evaluation of collegiate and professional prospects.

Prior to his position as a scout, Gilmartin was the assistant video coordinator, working in the video scouting department on team analysis, advance scouting and analysis of college and international basketball. His association with the Bucks began in 1985 as a member of the promotions crew. He also served as a team at-

tendant from 1987-89.

Born in New York City, Gilmartin is a 1993 graduate of the University of Wisconsin-Madison, where he served as a student assistant under Head Coaches Steve Yoder and Stu Jackson. Following graduation, he was hired as an assistant basketball coach at Penn State-Behrend in August of 1993, and was appointed interim head coach in December of the same year. At age 22, he was the youngest NCAA head coach in the country and the second youngest head coach in the history of NCAA basketball (only the legendary coach Phog Allen coached at an earlier age - 20 years old while coaching at Baker University in 1904). Chris returned to Milwaukee in 1995 and received his law degree (J.D.) from Marquette University in 1997, working part-time in the Bucks video department while attending law school.

Chris and his wife, Robyn, have three children: daughters Halle (16) and Sydney (8), and son Sean (6). The Gilmartin's reside in Milwaukee and Buffalo, N.Y.

BASKETBALL OPERATIONS



JEFF WELTMAN

ASSISTANT GENERAL MANAGER

Jeff Weltman begins his fifth season with the Milwaukee Bucks following one year as the Pistons Director of Basketball Administration and five as the Assistant General Manager with the Denver Nuggets (2001-06).

With the Bucks, Weltman assists John Hammond in all basketball, salary cap and administrative matters. With Detroit, Weltman helped coordinate many of the team's day-to-day operations.

During his tenure in Denver, he helped engineer personnel moves that shifted the Nuggets from a struggling team with no salary cap flexibility to one of the up-and-coming teams in the NBA. The Nuggets won 49 games in 2004-05, the fourth-most since the franchise joined the NBA in 1976. In 2003-04, the Nuggets posted the sixth-biggest turnaround in NBA history, improving their win total by 26 games and reaching the playoffs for the first time since 1995.

Weltman joined the Nuggets after serving 13 seasons with the Los Angeles Clippers, where he had served as director of player personnel since 1994. In that role, he oversaw the Clippers scouting department and contributed to many other aspects of the club's day-to-day basketball operations.

With Weltman's help, the Clippers formed one of the most talented young teams in the NBA. During his last season (2000-01), the Clippers improved their win total by 16 - the biggest turnaround in the league.

The New York native originally joined the club as video coordinator in 1988 and was immediately elevated to a scouting position.

Weltman graduated in 1987 from Oberlin College in Oberlin, Ohio, where he earned two Varsity letters in basketball. He and his wife, Alexis, have 7-year-old twin daughters, Lucy and JJ.



DAVE BABCOCK

DIRECTOR OF PLAYER PERSONNEL

The 2012-13 campaign is the 16th for Dave Babcock with the Bucks and his eighth as the club's Director of Player Personnel. He was named to the position on June 3, 2005, after spending the previous seven seasons as the team's Director of Scouting.

He is responsible for all preparation and organization surrounding the college draft and assists in the day-to-day operations of the personnel department, which includes player acquisitions, free agency, salary cap issues and roster management. He is also responsible for coordinating all of the scouting for the Bucks, including the NBA, NBDL, college and overseas competition.

Prior to joining the Bucks, Babcock served as a full-time scout for the New Jersey Nets in 1996-97, as well as a regional scout for the Minnesota Timberwolves, Atlanta Hawks and Denver Nuggets. A successful coach in the college ranks, Babcock posted a 69-27 record during four years as the head coach at Arizona Western Junior College. His squad won the NJCAA Region I title in 1992-93, and he earned Region I Coach of the Year Honors in the process. He also held the head job at Phoenix College from 1987-90 and was an assistant coach at Northern Arizona, San Diego State, the University of San Diego and his alma mater, Grand Canyon College.

Basketball runs in the Babcock family. Dave was an All-State basketball player at Maryvale High School in Phoenix. His brother, Rob, is the Director of Scouting/Administration for the Minnesota Timberwolves, and his brother, Pete, was the General Manager of the Atlanta Hawks for 13 years. Dave and his wife, Dori, have two children, Matt and Suzanne. Matt works as a sports agent and Suzanne is a University of Wisconsin graduate now living and working in Phoenix.

BASKETBALL OPERATIONS



BILLY McKINNEY

DIRECTOR OF SCOUTING

Named the Milwaukee Bucks Director of Scouting on June 10, 2008, Billy McKinney brings more than 30 years of NBA experience as a player, assistant coach, scout, administrator and broadcaster to his position.

A graduate of Northwestern University, McKinney was a sixth round selection in the 1977 NBA Draft and went on to play seven seasons with Kansas City, Utah, Denver, San Diego and Chicago. Following his playing career, McKinney joined the Bulls basketball staff in 1985 and was promoted

to assistant Vice President of Basketball Operations in 1987. In 1988 he became the Timberwolves first Director of Player Personnel and also worked with the Detroit Pistons from 1992-95, two years as a Director of Player Personnel and one as Vice President of Basketball Operations.

In 1995 McKinney joined the Sonics organization and was named Executive Vice President of Basketball Operations in 1998. McKinney was named Executive Vice President of the Sonics and Storm in 2001 and also took on the responsibility of radio and TV analyst for the Sonics and won three straight local Emmy's for the broadcasts. He would go on to add the title of General Manager for the Storm in 2001 and they won the 2004 WNBA Championship. Prior to coming to Milwaukee, McKinney spent four seasons as Minnesota's radio analyst.

McKinney currently resides in downtown Milwaukee.



JON HORST

DIRECTOR OF BASKETBALL OPERATIONS

Jon Horst begins his fifth season as the Bucks Director of Basketball operations. He joined the Bucks in May 2008.

Prior to joining the Bucks, Horst worked with Bucks General Manager John Hammond and Assistant General Manager Jeff Weltman in the front office for the Detroit Pistons as Manager of Basketball Operations.

The Sandusky, Mich., native attended Rochester College where he majored in Sports Management.

Horst lives in St. Francis, Wis., where he enjoys spending time with his wife Mia and their soft-coated wheaten terrier Griff.



DAVE DEAN

DIRECTOR OF BASKETBALL ADMINISTRATION

Dave Dean begins his fifth season as the Director of Basketball Administration in 2012-13. He was named Director of Basketball Administration on May 13, 2008 and has been in the organization since the 2001-02 season, starting in the public relations department before moving into basketball operations as a Player Personnel/Scouting Assistant in the 2002-03 season.

A Milwaukee native, Dean attended the University of Wisconsin-La Crosse where he majored in Sports Management while working for the La Crosse Bobcats (CBA) and the Wisconsin-La Crosse Recreational Sports Program.

Dean enjoys spending time with his wife Stephanie, daughter Isabella and son Lukas.

GENERAL
INFO

FRONT
OFFICE

PLAYERS

2011-12
SEASON

STATS &
RECORDS

HISTORY

NBA

OPPONENTS

MEDIA

BASKETBALL OPERATIONS



MARC BOFF

HEAD ATHLETIC TRAINER

Marc Boff enters his fifth season in Milwaukee after four as the Assistant Athletic Trainer with the Chicago Bulls. He is a licensed athletic trainer, a licensed physical therapist and a certified strength and conditioning coach. Prior to his stint with the Bulls, he served as the Head Strength Coach and Physical Therapist for the New Orleans Hornets during the 2002-03 and 2003-04 seasons. From 1994 to 2002, Boff worked for the Boston Celtics as the assistant to the Head Athletic Trainer. In addition to his work with Chicago, New Orleans and Boston, Boff has volunteered as an athletic trainer at the NBA Draft Camp multiple times, and has practiced in physical therapy clinics treating patients with a wide variety of orthopedic diagnoses.

A native of Ocean Township, N.J., the 38-year-old Boff grew up on the Jersey Shore. He received his Bachelor's degree in American studies from Brandeis University in 1996 while playing varsity soccer and lacrosse. He went on to earn his Master's Degree in Physical Therapy in 2002 and completed his Doctorate of Science in Physical Therapy, both from Simmons College. Boff is also a certified Performance Enhancement Specialist and Corrective Exercise Specialist through the National Academy of Sports Medicine (NASM) and holds a Real Estate License.



JEFF MACY

HEAD STRENGTH & CONDITIONING COACH

Jeff Macy begins his fifth season as the Bucks Head Strength and Conditioning coach following two-plus years as Oregon State's Head Strength and Conditioning coach.

A graduate of the University of Colorado at Colorado Springs, Macy has previously worked in the NBA as the Chicago Bulls Assistant Strength and Conditioning Coach from 2001 through 2006. Prior to joining the Bulls staff, Macy spent time in central Illinois as the Head Strength and Conditioning Coach at Bradley University from 1998 to 2001. He also worked at the Olympic training center in Colorado as the Assistant

Weightlifting Coach.

A two-time national weightlifting champion (1991 and 1993), Macy participated in the 1992 Olympic trials, placed 13th in the 1993 World Championships and is a former American record holder. Outside of the office, he enjoys cycling, fishing and spending time with his family.

Macy resides in Mequon with his wife, Barb, and their children, Will (14) and Claire (10).



SCOTT BARTHLAMA


ASSISTANT ATHLETIC TRAINER/ASSISTANT STRENGTH & CONDITIONING COACH

Scott Barthlama is in his fifth year with the Bucks after spending the previous 10 seasons on Northwestern University's training staff. His roles included Certified Athletic Trainer and Strength and Conditioning Coach for men's basketball along with men's and women's golf. Prior to joining Northwestern, Barthlama worked in sports medicine clinics for five years in Texas.

In addition to his time at Northwestern, Barthlama has also worked with the University of Oregon as a graduate assistant for football, men's and women's basketball and men's and women's track and field. He graduated from the University of Northern Colorado with a bachelor's degree in kinesiology as well as secondary physical education and received his Master of Science degree in athletic medicine from the University of Oregon.

Barthlama is a member of the National Athletic Trainer's Association (NATA), is a performance enhancement specialist and a corrective exercise specialist by the National Academy of Sports Medicine (NASM). He serves as the team's Assistant Strength and Conditioning Coach in addition to his duties as the Assistant Athletic Trainer.

BASKETBALL OPERATIONS



CODY ROSS

VIDEO COORDINATOR

Cody Ross begins his first year as Video Coordinator for the Bucks and his third season in the team’s video department. Ross first joined the Bucks as a video intern in 2010 and served as the assistant video coordinator during the 2011-12 season.

In his new role, Ross will analyze game film to assess strengths, weaknesses and tendencies of Bucks players and opponents, while also traveling with the team to provide scouting and analysis on the road. He also prepares videos on upcoming opponents and scouting tapes on college and international prospects.

Prior to joining the Bucks, Ross served as the student-manager of the University of Wisconsin Men’s Basketball Team from 2007 through 2010. He graduated from Wisconsin with a degree in Political Science in 2010.

Born in Minneapolis, Minn., Ross grew up in Green Bay, Wis., and now lives in Milwaukee.



MIKE SERGO

ASSISTANT VIDEO COORDINATOR

Mike Sergo enters his 11th season as a full-time member of the Bucks basketball staff and his 10th year in the Bucks Video Scouting Department. Sergo began his Bucks career as a part-time assistant in the video department during the 1995-96 season, and also served as the team’s equipment manager during the 2011-12 campaign.

Sergo assists in the video scouting operation by recording games, providing a break down of opponent game film for the coaching staff and assembling player personnel tapes. He also assists the scouting department with analysis of prospects for the NBA Draft.

A Milwaukee native, Sergo graduated from Wautoma High School and attended the University of Wisconsin-Milwaukee.

Mike resides in Cudahy and enjoys hunting, Cubs baseball, playing tennis and riding his Harley Davidson motorcycle.



JAY NAMOC

EQUIPMENT MANAGER

Jay Namoc begins his first season with the Bucks and his 11th as an equipment manager in the NBA. Namoc held the same post with the Houston Rockets during the 1997-98 through 2006-07 NBA seasons.

Namoc’s NBA career began in 1994 when he joined the Rockets as the Special Assistant to the club’s Senior Executive Vice President of Basketball Affairs. He was also the team’s Assistant Strength & Conditioning Coach from 1994 through 1997 and held additional responsibilities involving player relations.

Prior to joining the Bucks, he was a certified yoga, pilates, and bootcamp instructor in San Diego.

GENERAL
INFO

FRONT
OFFICE

PLAYERS

2011-12
SEASON

STATS &
RECORDS

HISTORY

NBA

OPPONENTS

MEDIA

FRONT OFFICE STAFF



Fred Altmann
Account Representative



Mike Bortolotti
Senior Account Executive



Pat Bowdish
Ticket Sales Manager



Kris Brunelli
Game Operations Assistant



Morgan Campbell
Sales Associate



Kareeda Chones-Aguam
Corporate Partnership
Services Manager



Ben Conrad
Database Manager



Mollie Cowen
Sales/Retention Representative



Tricia Crawford
Dance Team Manager



Kristen Deahl
Public Relations Coordinator



Jamie DeMatthew
Group Sales Account
Representative



Steve Drinka
Sales Associate



Jane Dwyer
Receptionist/Guest Ambassador



Kristina Filipovic
Sales Representative



Dustin Godsey
Director of Marketing Services



Hans Goldenberg
Sales Associate



Mike Grahl
Interactive Marketing Manager



Jim Grayson
Director of Sales



James Herro
Account Representative



Konni Hibicke
Group Sales Manager - New
Business Development



Clark Hillery
Director of Team Services



Ryan Hooser
Corporate Partnership
Activation Specialist



Rita Huber
Executive Secretary to the VP,
Business Operations



Chandra Kenny
Corporate Partnership
Services Coordinator

FRONT OFFICE STAFF



Brian Kerr
Retention Manager



Ron Kiepert
Information Technology Manager



Ben Krejci
Sales Associate



Tom LaCombe
Sales Representative



Jim Lindner
Sales Associate



Deb Logan
Manager of Corporate Sales



Alyssa Mayer
Sales Associate




Nick Monroe
Senior Sales/
Retention Representative



Ryan Mueller
Team Services Associate



Jason Natter
Account Representative



Jon Nichols
Manager of Basketball Analytics



Danica Olson
Accounting Manager



Chris Picco
Sales/Retention Representative



Elijah Pickett
Sales Associate



Kim Polan
Ticket Associate/
Account Executive



Cassandra Polansky
Manager of Fan Relations,
Strategy & Analytics



Eric Prom
Ticket Associate




Tricia Rasberry
Senior Group Sales
Representative



Skip Robinson
Director of Community Relations
& Player Development



Maxx Rodriguez
Account Representative



Elizabeth Roen
Accountant



Kyle Rose
Group Sales Account
Representative



Mark Rosenberg
Public Relations Manager



Josh Schedler
Account Representative

GENERAL
INFO

FRONT
OFFICE

PLAYERS

2011-12
SEASON

STATS &
RECORDS

HISTORY

NBA

OPPONENTS

MEDIA


FRONT OFFICE STAFF



Shay Sherfinski
Suite Sales Manager



Sandy Short
Ticket Associate/
Account Executive



Kevin Smith
Group Sales Coordinator



Dan Smyczek
Director of Public Relations



Mike Sneathern
Associate Counsel



David Snyder
Director of Corporate Sales



Matt Stanton
Interactive Marketing
Coordinator



Dawn Stenbol
CRM Administrator



Jermell Stills
Group Sales Account
Representative



Steve Tarachow
Group Tickets Sales Manager



Greg Thompson
Director of Security



Sue Thompson
Ticket Manager



David Trattner
Assistant Director of Sales



Luis Trinh Nava
Graphic Designer



Amy Van Eerden
Sales Associate



Kevin Vanderkolk
Entertainment Manager



Sharon Walls
Assistant to the General
Manager



Johnny Watson
Director of Game &
Event Presentation



Wade Waugus
Administrative Assistant



Rick Wermager
Group Services Ticket Manager



Jim Woloszyk
Director of Finance

GAME NIGHT ENTERTAINMENT

BANGO - BUCKS MASCOT

For 35 years now, Bango has been energizing and entertaining Bucks fans with his high flying dunks, acrobatic moves and crazy shenanigans. This wild Buck is a crowd favorite for all fans young and old, and is gearing up for this season with a whole new bag of tricks to bring joy and excitement to the Bucks games. Bango is also a fixture in the Milwaukee community doing over 200 appearances throughout the city. On top of all of the fun he has in Milwaukee with parades, school visits, and other great events. Bango is also a world traveler entertaining in several countries and in numerous cities across the states.

Bango was a phrase coined by Eddie Doucette, the original "Voice of the Bucks." When the club held a contest to name their new mascot, a few thousand entries were received, and Bango was the most popular. Sherry Kussman of New Berlin, Wis., won a drawing among seven people who submitted the Bango name. For her entry, Sherry won a pair of season tickets.

With the name in place, on Oct. 18, 1977, Bango was born. The date signified the home opener of the 1977-78 season for the Bucks. The game pitted Milwaukee against the Kareem Abdul-Jabbar-led Los Angeles Lakers in the Milwaukee Arena.

For more information on how to book Bango for your event, call the Game Operations Department at 414-227-0500.



ENERGEE! DANCE TEAM

The Energie! Dance Team is in its 23rd year entertaining and cheering on Bucks Fans. In addition to performing at Bucks home games, Energie! appears at corporate functions, charity events and other community activities. They also conduct dance workshops throughout the year that are open to the public.

For more information on how to book Energie! for your event, call the Game Operations Department at 414-227-0500.



GENERAL
INFO

FRONT
OFFICE

PLAYERS

2011-12
SEASON

STATS &
RECORDS

HISTORY

NBA

OPPONENTS

MEDIA

GAME NIGHT ENTERTAINMENT

RIM ROCKERS

These daredevils take to the sky at Bucks games with their innovative style and high flying trampoline dunking. The Rim Rockers high-energy performances are geared to amaze and excite Bucks fans every time they set their flight schedule. With flips, 360s, crazy pass combinations and huge hang time, they have become a force in Bucks game night entertainment. The Rim Rockers travel all over the world, taking flight in Mexico, Abu Dhabi, China and even center court at the NBA All-Star game. These two-time Guinness Book of World Record holders can also be found performing at colleges, high schools, festivals, and charity events around the Milwaukee community.



HOOP TROOP

Hoop Troop is an interactive team ready to rally the crowd at a moments notice and bring excitement and enthusiasm to Bucks games and events. They will greet you at the door as you enter the Bradley Center and entertain you in the stands. Make sure to keep your head up...you never know when they may toss a T-shirt your way.



CASCIO INTERSTATE MUSIC BUCKS WILD! DRUM LINE

This talented group of musicians brings the rhythm to the Bradley Center floor. With their loud and boisterous sound on the drums, Bucks Wild! is ready to entertain the fans anywhere they can bring their drums. Whether it be on the concourse pre-game, on the floor, or even in the stands, Bucks Wild! brings the beat.



GAME NIGHT ENTERTAINMENT

SENIORGEE

Powered by The Village at Manor Park

Don't let their age fool you. This talented group of dancers has been showcasing its moves for five seasons, and has become a crowd favorite. Seniorgeee is an energetic group of senior citizens who show that you are never too old to play and be a Bucks fan. An entertainment treat for all ages, these ladies and gentlemen bring their own flair and style to the Bucks court, and deliver crowd-pleasing performances every time they step on the floor.



SUPER FORCE

Super Force wows Bucks fans with their incredible dance moves, head spins and back flips at Bucks games each year. With 18,000 fans watching, they really have to use their heads to stay on top of the game.



STREETLIFE WITH WARREN WIEGRATZ

Widely regarded as the best "house-band" in the NBA, Streetlife with Warren Wiegratz will again be providing the live sounds enjoyed by countless Bucks fans. The band combines superb musicianship and vocals with an exciting stage presence in performing a unique blend of R&B and contemporary styles. Throughout the year, the band plays at many regional and national music festivals such as Milwaukee's Summerfest and Jazz in the Park. Streetlife also conducts numerous music clinics and concerts at high schools and colleges throughout Wisconsin.

The group has been honored with many nominations and awards at the Wisconsin Area Music Industry (WAMI) Awards banquets, including "Best Adult Contemporary Group" and "Best Jazz Group" in Wisconsin. The band's CD's have enjoyed airplay nationally on Smooth Jazz radio stations.

Saxophonist and keyboardist Warren Wiegratz, in his 29th season of performing at Bucks games, is a fixture on the Wisconsin music scene. He has been with several national acts such as Sweetbottom and Oceans. His solo version of the National Anthem has received critical acclaim and led him to perform it at sporting events across the United States. He is a thirteen time WAMI award winner for "Best Brass/Wind Player." Warren can be heard playing saxophone on Eric Benet's latest Warner Brothers release "Lost in Time." His keyboard playing can be heard on numerous instructional book recordings for Hal Leonard Music Publishing.

Streetlife drummer and co-leader Ryan Schiedermayer has performed worldwide for the U.S. Armed Forces and with a wide array of renowned international acts that include three Grammy nominated artists. Ryan's recently released solo CD entitled "Sentido" blends contemporary Jazz and R&B with organic percussive elements and is receiving airplay. He shares his talents by teaching students and spearheading the "Band Together" program at Casio/Interstate Music Co.

This season the band will again feature Joe Jordan and Rhonda Begos on vocals. The other outstanding members of Streetlife are: Eric Hervey - Bass and Peter Mac - guitar.

For more information please visit their website at www.streetlifejazz.com.



For more information on how to book any of the Bucks game night entertainment for your event, call the Game Operations Department at 414-227-0500.

GENERAL
INFO

FRONT
OFFICE

PLAYERS

2011-12
SEASON

STATS &
RECORDS

HISTORY

NBA

OPPONENTS

MEDIA

2012-13 MILWAUKEE BUCKS ROSTER

| NO | PLAYER | POS | HEIGHT | WEIGHT | BIRTHDATE | PRIOR TO NBA/COUNTRY | YRS PRO |
|----|--------------------------|-----|--------|--------|-----------|---------------------------|---------|
| 21 | Samuel Dalembert | C | 6-11 | 250 | 05/10/81 | Seton Hall/Haiti | 10 |
| 17 | Mike Dunleavy | G/F | 6-9 | 230 | 09/15/80 | Duke/USA | 10 |
| 11 | Monta Ellis | G | 6-3 | 185 | 10/26/85 | Lanier HS (MS)/USA | 7 |
| 0 | Drew Gooden | F | 6-10 | 250 | 09/24/81 | Kansas/USA | 10 |
| 15 | Tobias Harris | F | 6-8 | 226 | 07/15/92 | Tennessee/USA | 1 |
| 31 | John Henson | F | 6-11 | 220 | 12/28/90 | North Carolina/USA | R |
| 7 | Ersan Ilyasova | F | 6-10 | 235 | 05/15/87 | Ulker/Turkey | 4 |
| 3 | Brandon Jennings | G | 6-1 | 169 | 09/23/89 | Oak Hill Academy (VA)/USA | 3 |
| 20 | Doron Lamb | G | 6-4 | 210 | 11/06/91 | Kentucky/USA | R |
| 12 | Luc Richard Mbah a Moute | F | 6-8 | 230 | 09/09/86 | UCLA/Cameroon | 4 |
| 10 | Joel Przybilla | C | 7-1 | 255 | 10/10/79 | Minnesota/USA | 12 |
| 8 | Larry Sanders | F | 6-11 | 235 | 11/21/88 | VCU/USA | 2 |
| 13 | Ekpe Udoh | F | 6-10 | 245 | 05/20/87 | Baylor/USA | 2 |
| 19 | Beno Udrih | G | 6-3 | 203 | 07/05/82 | Milano/Slovenia | 8 |

HEAD COACH

Scott Skiles (Michigan State)

ASSISTANT COACHES

Jim Boylan (Marquette)

Joe Wolf (North Carolina)

Sidney Moncrief (Arkansas)

Bill Peterson (Eckerd)

Anthony Goldwire (Houston)

ATHLETIC TRAINER

Marc Boff (Brandeis)

STRENGTH & CONDITIONING COACH

Jeff Macy (Colorado)

PRONUNCIATION GUIDE

Samuel Dalembert (DAL-uhm-behr)

Monta Ellis (MON-tay)

Tobias Harris (toe-BYE-us)

Ersan Ilyasova (EHR-san EE-lee-ah-soh-va)

Doron Lamb (Dor-ON)

Joel Przybilla (Priz-BIL-ah)

Luc Richard Mbah a Moute (BAH-ah MOO-tay)

Ekpe Udoh (EH-pay YOU-doh)

Beno Udrih (BEN-oh OO-dreeh)

HOW THE BUCKS WERE BUILT

VIA DRAFT

| | |
|------------------|---------------------------------|
| John Henson | 2012 - 1st round - 14th overall |
| Ersan Ilyasova | 2005 - 2nd round - 36th overall |
| Brandon Jennings | 2009 - 1st round - 10th overall |
| Doron Lamb | 2012 - 2nd round - 42nd overall |
| Luc Mbah a Moute | 2008 - 2nd round - 37th overall |
| Larry Sanders | 2010 - 1st round - 15th overall |

VIA FREE AGENCY

| | |
|----------------|-----------------------------------|
| Mike Dunleavy | Signed with the Bucks on 12/10/11 |
| Drew Gooden | Signed with the Bucks on 07/08/10 |
| Joel Przybilla | Signed with the Bucks on 08/09/12 |

VIA TRADE

| | |
|------------------|---|
| Samuel Dalembert | Acquired from Houston along with the 14th overall pick in the 2012 NBA Draft and a future second round pick in exchange for Jon Brockman, Jon Leuer, Shaun Livingston and the 12th overall pick in the 2012 NBA Draft on June 27, 2012. |
| Monta Ellis | Acquired from Golden State along with Kwame Brown and Ekpe Udoh in exchange for Andrew Bogut and Stephen Jackson on March 14, 2012. |
| Tobias Harris | Draft rights (19th overall) acquired from Charlotte along with Stephen Jackson and Shaun Livingston for Corey Maggette as part of a three-team deal including Sacramento on June 23, 2011. |
| Ekpe Udoh | Acquired from Golden State along with Kwame Brown and Monta Ellis in exchange for Andrew Bogut and Stephen Jackson on March 14, 2012. |
| Beno Udrih | Acquired from Sacramento for John Salmons and the 10th overall pick in the 2011 NBA Draft as part of a three-team deal including Charlotte on June 23, 2011. |



MILWAUKEE BUCKS PLAYERS



SAMUEL DALEMBERT

#21

POSITION: Center

HEIGHT: 6-11

WEIGHT: 250

BIRTHDATE: 5/10/81

COLLEGE: Seton Hall

HIGH SCHOOL: St. Patrick's (NJ)

YEARS PRO: The 2012-13

season is his 11th in the NBA

DRAFTED: By the Philadelphia 76ers

in the 1st round of the

2001 NBA Draft (26th overall)

NBA REGULAR SEASON STATISTICS

| Season | G-GS | MIN | FG-A | PCT | 3FG-A | PCT | FT-A | PCT | OR-DR-TR | AST | STL | TO | BLK | PTS | RPG | APG | PPG |
|-----------|---------|-------|-----------|------|-------|------|-----------|------|----------------|-----|-----|------|------|------|------|-----|------|
| 01-02 PHI | 34-0 | 177 | 22-50 | .440 | 0-0 | — | 7-18 | .389 | 25-43-68 | 5 | 6 | 14 | 13 | 51 | 2.0 | 0.1 | 1.5 |
| 03-04 PHI | 82-53 | 2197 | 270-499 | .541 | 0-1 | .000 | 112-174 | .644 | 194-432-626 | 21 | 44 | 86 | 189 | 652 | 7.6 | 0.3 | 8.0 |
| 04-05 PHI | 72-60 | 1785 | 250-477 | .524 | 0-0 | — | 89-148 | .601 | 187-355-542 | 35 | 46 | 114 | 121 | 589 | 7.5 | 0.5 | 8.2 |
| 05-06 PHI | 66-52 | 1761 | 196-369 | .531 | 0-1 | .000 | 93-132 | .705 | 159-382-541 | 25 | 34 | 107 | 160 | 485 | 8.2 | 0.4 | 7.3 |
| 06-07 PHI | 82-82 | 2535 | 356-658 | .541 | 0-2 | .000 | 167-224 | .746 | 239-494-733 | 64 | 47 | 161 | 159 | 879 | 8.9 | 0.8 | 10.7 |
| 07-08 PHI | 82-82 | 2724 | 339-661 | .513 | 0-1 | .000 | 186-263 | .707 | 304-545-849 | 45 | 40 | 155 | 192 | 864 | 10.4 | 0.5 | 10.5 |
| 08-09 PHI | 82-82 | 2036 | 216-434 | .498 | 0-2 | .000 | 91-124 | .734 | 214-487-701 | 18 | 33 | 117 | 146 | 523 | 8.5 | 0.2 | 6.4 |
| 09-10 PHI | 82-80 | 2124 | 285-523 | .545 | 0-0 | — | 97-133 | .729 | 239-545-784 | 64 | 42 | 123 | 151 | 667 | 9.6 | 0.8 | 8.1 |
| 10-11 SAC | 80-46 | 1938 | 268-567 | .473 | 0-2 | .000 | 108-148 | .730 | 212-445-657 | 67 | 36 | 132 | 116 | 644 | 8.2 | 0.8 | 8.1 |
| 11-12 HOU | 65-45 | 1446 | 200-395 | .506 | 0-1 | .000 | 90-113 | .796 | 158-298-456 | 33 | 37 | 82 | 111 | 490 | 7.0 | 0.5 | 7.5 |
| TOTALS | 727-582 | 18723 | 2402-4633 | .518 | 0-10 | .000 | 1040-1477 | .704 | 1931-4026-5957 | 377 | 365 | 1091 | 1358 | 5844 | 8.2 | 0.5 | 8.0 |

NBA POSTSEASON STATISTICS

| Season | G-GS | MIN | FG-A | PCT | 3FG-A | PCT | FT-A | PCT | OR-DR-TR | AST | STL | TO | BLK | PTS | RPG | APG | PPG |
|----------|-------|-----|--------|------|-------|-----|-------|------|------------|-----|-----|----|-----|-----|------|-----|------|
| 2005 PHI | 5-5 | 192 | 26-47 | .553 | 0-0 | — | 6-15 | .400 | 18-46-64 | 2 | 2 | 9 | 7 | 58 | 12.8 | 0.4 | 11.6 |
| 2008 PHI | 6-6 | 193 | 19-45 | .422 | 0-0 | — | 16-19 | .842 | 20-37-57 | 3 | 2 | 10 | 10 | 54 | 9.5 | 0.5 | 9.0 |
| 2009 PHI | 6-6 | 133 | 16-25 | .640 | 0-0 | — | 3-4 | .750 | 10-37-47 | 3 | 2 | 6 | 9 | 35 | 7.8 | 0.5 | 5.8 |
| TOTALS | 17-17 | 518 | 61-117 | .521 | 0-0 | — | 25-38 | .658 | 48-120-168 | 8 | 6 | 25 | 26 | 147 | 9.9 | 0.5 | 8.6 |

NBA CAREER HIGHS

| MIN | FGM | FGA | 3FGM | FTM | FTA | REBS | ASTS | STLS | BS | PTS |
|-----------------|-----------------|-----------------|------|-----------------|-----------------|-----------------|-----------------|-----------------|-----------------|-----------------|
| 54 | 13 | 22 | — | 9 | 14 | 23 | 5 | 4 (4) | 9 (2) | 27 |
| 01/14/04 at DAL | 03/20/11 at MIN | 02/26/10 at LAL | — | 11/03/07 vs NJN | 11/03/07 vs NJN | 03/20/09 at GSW | 04/11/07 at BOS | 01/23/10 at IND | 12/12/07 vs MIN | 03/14/11 vs GSW |

2011-12 SEASON HIGHLIGHTS ... In his first season with Houston, averaged 7.5 points, 7.0 rebounds and 1.71 blocks in 65 games (45 starts) ... was a DNP-CD for one game (4/19) ... finished 10th in the NBA in blocks per game (1.71) ... registered a team-high 18 double-digit rebounding games and 10 double-doubles ... topped (or tied) the Rockets in rebounds a team-best 20 times ... reached double-digit scoring 20 times, including two 20-point outings ... had an impressive Rockets debut with 10 points (5-6 FG), a team-high three blocks and two steals at Orlando on 12/26 ... notched his first double-figure rebounding total as a member of the Rockets by pulling down 10 boards vs. Atlanta on 12/31 ... posted a season-high 21 points (9-11 FG), 16 rebounds (7 offensive) and four blocks vs. Sacramento on 1/13 ... notched 15 points (7-14 FG) and a season-high 17 rebounds (9 offensive) in a 90-88 OT win vs. New Orleans on 1/19, including a put-back dunk with 11.0 seconds left in OT to give Houston the victory ... registered 31 offensive rebounds over a five-game stretch from 1/13-1/19, which led the NBA over that span (next closest: 23 by Portland's LaMarcus Aldridge) ... had at least one block in 10 straight games from 1/19-2/4, which included posting multiple-blocks in seven consecutive outings (1/19-30) ... stood as the longest such streak for the Rockets since an eight-game run of two or more blocks by Yao Ming back in 2008-09.

PRO CAREER ... Owns career averages of 8.0 points, 8.2 rebounds and 1.87 blocks in 727 games (582 starts) over 10 NBA seasons with Philadelphia, Sacramento and Houston ... ranks tied for 27th in NBA history in blocks per game (1.87) and stands tied for ninth among active players ... has finished eight of the last 10 seasons ranked in the NBA's top-10 in blocked shots ... in eight seasons with the 76ers, tallied 1,131 blocks, which currently ranks second in franchise history behind Hall-of-Famer Julius Erving (1,293) ... appeared in all 82 regular season contests over four straight NBA seasons (2006-07 to 2009-10) ... games played streak ended at 354 games after missing the 2010-11 season opener at Minnesota (10/27/10) ... 2010-11: Averaged 8.1 points, 8.2 boards and a team-high 1.45 blocks in 80 games (46 starts) during his lone season with Sacramento ... with 116 blocks, became the first Kings player to reach the century mark in blocks in a season since Keon Clark (150) and Vlade Divac (105) each hit 100-plus in 2002-03 ... scored in double-figures in 26 games with 20-plus in four outings ... grabbed 10-plus rebounds in 30 games ... recorded 16 double-doubles ... posted a career-high 27 points (10-16 FG, 7-10 FT) and 16 rebounds vs. Golden State on 3/14 ... pulled down a season-high 19 rebounds while tallying 13 points (4-9 FG, 5-6 FT) at Philadelphia on 3/27 ... 2009-10: Recorded averages of 8.1 points, 9.6 rebounds and 1.84 blocks in 82 games (80 starts) with the 76ers ... finished seventh in the NBA in blocks per game (1.84) and 12th in the league in rebounding average (9.6) ... averaged 12.9 rebounds over 17 games from 1/5-2/6, tallying double-digit rebounds 16 times during that span ... scored 10 or more points in 29 games and posted 20-plus points twice ... corralled 10 or more rebounds 40 times and logged 22 double-doubles ... swatted away four or more shots on 14 occasions ... collected a season-best seven blocks at the L.A. Clippers on 12/31 ... had a season-high 21 rebounds against New York on 1/13 ... posted 20 points (8-13 FG, 4-4 FT) and 20 rebounds in 32 minutes vs. Washington on 1/15 ... 2008-09: Averaged 6.4 points, 8.5 boards and 1.78 blocks while starting all 82 contests ... ranked eighth in the NBA in blocks (1.78 bpg) ... logged 13 double-doubles ... grabbed 20 rebounds vs. Indiana on 2/5 ... corralled a career-high 23 rebounds at Golden State on 3/20 ... 2007-08: Posted his finest statistical campaign with the 76ers, averaging 10.5 points, a career-best 10.4 rebounds, 2.34 blocks and a career-high 33.2 minutes per game while starting all 82 outings ... ranked fourth in the NBA in blocks, eighth in rebounds (third in offensive rebounds) and 20th in field goal percentage (.513) ... was one of only nine players to average a points/rebounds double-double for the entire season ... hauled down at least 10 rebounds on 48 occasions and had 26 double-doubles ... swatted away a career-high-tying nine shots vs. Minnesota on 12/12 ... first Sixer to collect 14 or more rebounds in four straight games (12/15-22) since Shawn Bradley in 1994-95 ... contributed 21 points and 20 rebounds vs. Chicago on 1/11, marking the first 20/20 performance of his career ... followed with 20 boards at San Antonio on 1/14, becoming the first Sixer to grab 20-plus rebounds in consecutive games since Clarence Weatherspoon in 1995-96 ... 2006-07: Averaged a career-high 10.7 points, 8.9 rebounds and 1.94 blocks in 82 starts with Philadelphia ... ranked eighth in the NBA in blocks per game, 10th in field goal percentage (.541) and 12th in rebounding ... finished 26th in the league in double-doubles (23) ... dished out a career-high five assists at Boston on 4/11 ... 2005-06: Averaged 7.3 points, 8.2 rebounds and 2.42 blocks in 66 games (52 starts), ranking sixth in the NBA in field goal percentage (.531) and eighth in blocks ... missed 16 contests with a right quadricpe and left ankle sprains ... registered at least one rejection in 42 consecutive games before the streak was snapped vs. Detroit on 2/3 ... corralled a season-high 22 rebounds at Phoenix on 1/4 ... 2004-05: Posted averages of 8.2 points, 7.5 rebounds and 1.68 blocks in 72 games (60 starts) ... ranked 16th in the NBA in blocks per game ... logged 10 double-doubles and grabbed at least 10 rebounds in 17 contests ... 2003-04: Returned 189 shots to sender as a second-year player en route to averages of 8.0 points, 7.6 boards and 2.30 blocks in 82 games (53 starts) ... finished sixth in the league in blocks ... swatted away four-plus shots in 17 contests, including a career-high nine blocks vs. New York on 4/3 ... collected 10 or more rebounds 29 times and posted 15 double-doubles ... made first career NBA start vs. San Antonio on 11/14 ... 2002-03: Missed the entire campaign after undergoing arthroscopic left knee surgery on 10/25 to repair two chondral defects ... 2001-02: Appeared in 34 games off the bench as a rookie ... made NBA debut at Sacramento on 12/4 and scored first points as a professional against Milwaukee on 12/14.

PLAYOFF HISTORY ... (17 games, 17 starts) ... Owns career postseason averages of 8.6 points, 9.9 rebounds and 1.53 blocks ... has tallied six career playoff double-doubles ... 2009: Averaged 5.8 points, 7.8 boards and 1.50 blocks in six contests during the First Round vs. Orlando ... finished second in the NBA in playoff field goal percentage (.640, 16-25 FG) and 11th in blocks per game ... 2008: Tallied 9.0 points, 9.5 rebounds and 1.67 blocks in six games during the First Round vs. Detroit ... 2005: Made postseason debut in the First Round vs. Detroit, averaging playoff career highs of 11.6 points and 12.8 rebounds ... ranked first in the NBA in playoff rebounding ... grabbed 18 boards in his first postseason appearance in Game One at Detroit on 4/23.

COLLEGE ... Averaged 7.1 points, 5.8 rebounds and 2.83 blocks in 59 games over two seasons at Seton Hall ... owns the school record for career blocked shots (267) ... posted 8.3 points, 5.7 boards and 2.13 blocks as a senior (2000-01) ... named to the Big East All-Rookie Team after ranking seventh in the nation in blocks as a freshman (1999-2000) ... his teammates with the Pirates included former NBA playerskrets Andre Barrett and the late Eddie Griffin.

INTERNATIONAL CAREER ... Competed for the Canadian National Team in the 2008 FIBA Olympic Qualifying Tournament hosted by Greece ... participated in the 2007 FIBA Americas Championship held in Las Vegas ... also appeared in the 2007 Marchand Cup in San Juan, Puerto Rico.

CAREER TRANSACTIONS ... Originally selected by Philadelphia as an early entry candidate out of Seton Hall with the 26th overall pick in the 2001 NBA Draft ... re-signed by the 76ers to a contract extension on 8/2/05 ... traded by Philadelphia to Sacramento for center Spencer Hawes and forward Andres Nocioni on 6/19/10 ... signed with Houston as an unrestricted free agent on 12/26/11 ... traded to Milwaukee along with the 14th pick in the 2012 NBA Draft and a future second round pick in exchange for Jon Brockman, Jon Leuer, Shaun Livingston and the 12th pick in 2012 NBA Draft on 6/27/12.

PERSONAL ... Born Samuel Davis Dalember on May 10, 1981, in Port-au-Prince, Haiti ... lived in Haiti for 14 years before moving to Montreal ... sworn in as a Canadian citizen in August, 2007 ... is the only Haitian-born player in the NBA ... speaks fluent French ... did not start playing basketball until his sophomore year at Lucien Page High School in Montreal ... favorite subject at Seton Hall was computer graphics ... favorite sport other than basketball is soccer ... one of the most philanthropic players in the NBA, donating time and resources to help those most in need, both domestically and globally ... was named the recipient of the 2009-10 J. Walter Kennedy Citizenship Award by the Professional Basketball Writer's Association in recognition of his outstanding charitable works and tireless relief efforts in his native Haiti ... was also bestowed the 2010 Naismith Hall of Fame Mannie Jackson Human Spirit Award, presented to individuals who honor the game of basketball by virtue of their personal growth and life-long accomplishments ... honored twice with the NBA's Community Assist Award for ongoing efforts to improve the community (Feb. 2009 and Jan. 2010) ... served as an Honorary Commissioner for La Liga del Barrio (neighborhood basketball league) in Philadelphia for six straight seasons (2004-09) ... frequent participant in the NBA's annual Basketball Without Borders Program ... awarded the 2010-11 Oscar Robertson Triple-Double award by the Sacramento Kings for contributions on and off the court ... donated more than \$125,000 to Haitian relief efforts in the aftermath of Hurricane Jeanne and the Haiti earthquake ... traveled to Haiti and assisted with earthquake aid, as well as making a pledge of \$100,000 to UNICEF.



GENERAL
INFO

FRONT
OFFICE

PLAYERS

2011-12
SEASON

STATS &
RECORDS

HISTORY

NBA

OPPONENTS

MEDIA



MIKE DUNLEAVY

#17

POSITION: Guard/Forward

HEIGHT: 6-9

WEIGHT: 230

BIRTHDATE: 9/15/80

COLLEGE: Duke

HIGH SCHOOL: Jesuit HS (OR)

YEARS PRO: The 2012-13 season

is his 11th in the NBA

DRAFTED: By the Golden State

Warriors in the 1st round of the

2002 NBA Draft (3rd overall)

NBA REGULAR SEASON STATISTICS

| Season | G-GS | MIN | FG-A | PCT | 3FG-A | PCT | FT-A | PCT | OR-DR-TR | AST | STL | TO | BLK | PTS | RPG | APG | PPG |
|--------------|---------|-------|-----------|------|----------|------|-----------|------|---------------|------|-----|------|-----|------|-----|-----|------|
| 02-03 GSW | 82-3 | 1305 | 168-417 | .403 | 52-150 | .347 | 78-100 | .780 | 66-148-214 | 106 | 53 | 86 | 19 | 466 | 2.6 | 1.3 | 5.7 |
| 03-04 GSW | 75-69 | 2336 | 323-720 | .449 | 94-254 | .370 | 137-185 | .741 | 87-355-442 | 220 | 68 | 143 | 13 | 877 | 5.9 | 2.9 | 11.7 |
| 04-05 GSW | 79-79 | 2570 | 408-905 | .451 | 107-276 | .388 | 134-172 | .779 | 97-338-435 | 203 | 79 | 132 | 26 | 1057 | 5.5 | 2.6 | 13.4 |
| 05-06 GSW | 81-68 | 2578 | 331-816 | .406 | 74-260 | .285 | 196-252 | .778 | 78-321-399 | 237 | 60 | 120 | 32 | 932 | 4.9 | 2.9 | 11.5 |
| 06-07 GS/IND | 82-49 | 2580 | 384-850 | .452 | 70-224 | .313 | 211-269 | .784 | 84-347-431 | 228 | 84 | 149 | 22 | 1049 | 5.3 | 2.8 | 12.8 |
| 07-08 IND | 82-82 | 2953 | 532-1117 | .476 | 165-389 | .424 | 336-403 | .834 | 59-365-424 | 288 | 86 | 190 | 31 | 1565 | 5.2 | 3.5 | 19.1 |
| 08-09 IND | 18-14 | 495 | 93-232 | .401 | 32-90 | .356 | 53-65 | .815 | 14-54-68 | 44 | 12 | 38 | 9 | 271 | 3.8 | 2.4 | 15.1 |
| 09-10 IND | 67-15 | 1486 | 229-558 | .410 | 75-236 | .318 | 133-158 | .842 | 25-211-236 | 103 | 38 | 72 | 15 | 666 | 3.5 | 1.5 | 9.9 |
| 10-11 IND | 61-44 | 1683 | 240-520 | .462 | 102-254 | .402 | 100-125 | .800 | 28-248-276 | 105 | 40 | 69 | 30 | 682 | 4.5 | 1.7 | 11.2 |
| 11-12 MIL | 55-3 | 1445 | 239-504 | .474 | 83-208 | .399 | 116-143 | .811 | 29-175-204 | 117 | 28 | 58 | 8 | 677 | 3.7 | 2.1 | 12.3 |
| TOTALS | 682-426 | 19431 | 2947-6639 | .444 | 854-2341 | .365 | 1494-1872 | .798 | 567-2562-3129 | 1651 | 548 | 1057 | 205 | 8242 | 4.6 | 2.4 | 12.1 |

NBA POSTSEASON STATISTICS

| Season | G-GS | MIN | FG-A | PCT | 3FG-A | PCT | FT-A | PCT | OR-DR-TR | AST | STL | TO | BLK | PTS | RPG | APG | PPG |
|----------|------|-----|------|------|-------|------|------|------|----------|-----|-----|----|-----|-----|-----|-----|-----|
| 2011 IND | 5-0 | 72 | 7-20 | .350 | 3-10 | .300 | 8-12 | .667 | 0-6-6 | 8 | 4 | 1 | 0 | 25 | 1.2 | 1.6 | 5.0 |
| TOTALS | 5-0 | 72 | 7-20 | .350 | 3-10 | .300 | 8-12 | .667 | 0-6-6 | 8 | 4 | 1 | 0 | 25 | 1.2 | 1.6 | 5.0 |

NBA CAREER HIGHS

| MIN | FGM | FGA | 3FGM | FTM | FTA | REBS | ASTS | STLS | BS | PTS |
|----------|----------|----------|----------|----------|----------|----------|----------|----------|----------|----------|
| 48 | 13 | 23 | 6 (6) | 13 | 16 | 20 | 9 (3) | 6 | 3 | 36 (5) |
| 12/14/05 | 12/17/07 | 04/12/08 | 01/28/11 | 02/27/08 | 02/27/08 | 03/02/04 | 02/06/08 | 12/06/03 | 04/14/08 | 04/16/08 |
| vs. HOU | at NY | vs. CHA | vs. NJ | vs. CHI | vs. CHI | vs. IND | at NY | vs. NY | at WAS | vs. NY |

2011-12 SEASON HIGHLIGHTS ... Completed his 10th NBA season by averaging 12.3 points, 3.7 rebounds and 2.1 points in 55 games (three starts) ... a contender for the NBA's Sixth Man of the Year Award, he averaged 12.4 points on 48.2% shooting (40.2% from three and 81.5% from the FT line) as a reserve ... led the NBA in 3P% during the month of March (.544), and his 56.9% mark from the field during the month was the best shooting performance by a guard ... on the season, tallied 10+ points 36 times and scored 20+ seven times ... missed 11 games during the season, with Milwaukee going just 2-9 on such nights ... of his 11 absences, one was due to illness (1/2), nine were due to groin pain (1/3-17) and one was for personal reasons ... scored a season-high 28 points on 2/28 vs. Washington ... tallied 24 points on 9-of-10 shooting (5-of-6 from three) in the first half at New York on 3/26 ... surpassed the 8,000-point plateau for his career on 3/23 at Charlotte.

PRO CAREER ... 2010-11: Before breaking his left thumb in a game against the Wizards in Washington on 2/22, averaged 11.2 ppg in 54 appearances (44 starts) ... after averaging 10.2 ppg and shooting 18-52 FG (.346) in the season's first five games, he exploded for a game-high 31 points in the Pacers' 144-113 win over Denver on 11/9 ... the Pacers scored a franchise-record 54 points in the third quarter of that game against the Nuggets, hitting 20-21 FG, and he accounted for 24 of them on 7-7 FG, 5-5 3-pt FG and 5-6 FT ... scored 20+ points five times, including three games of exactly 20 and two of 30 or more ... including 6-7 from 3-pt range and 12-16 from the



floor overall, he scored 30 points in a win over New Jersey on 1/28 ... those six 3-pt FG came during a run of nine straight games with two or more from beyond the 3-pt arc ... in that span, he shot 27-45 3-pt FG (.600) ... his 3-pt FG in the game at Washington on 2/22 was the 400th of his career with the Pacers, making him just the sixth player in team history to reach that mark ... **2009-10:** Despite having his best season ever from the foul line, averaged less than 11 points a game for the first time since his rookie year with a mark of 9.9 ppg ... scored 10+ points in each of his first two appearances, and in 11 of his first 12 games ... in that 12-game span, he averaged 14.8 ppg and shot nearly 48% from the floor (.477) ... he scored 20+ points three times in those 12 games ... ranked among the NBA's best (31st) with a career-high mark of 84.2% from the foul line ... while rehabilitating from knee surgery performed in February 2009, he missed the first 13 games of 2009-10 ... he sat out just two rest of the campaign: one in February for food poisoning and one in March due to a contusion of the right eye ... **2008-09:** A bone spur in his right knee kept him on the sidelines for the first 34 games of the season and ultimately limited him to just 18 appearances ... made his regular season debut at Phoenix on 1/9 where he came off the bench to score 14 points ... that was the first of 10 straight games in double figures and he tallied 20+ points in three of those contests ... averaged 14.6 ppg, 3.6 rpg and 2.3 apg in 14 games as a starter ... in four games off the bench averaged 15.7 ppg, 4.3 rpg and 3.0 apg ... scored 20+ points in six games, including a season-high 30 points in the Pacers' win over Miami on 1/30 ... underwent successful surgery on his right knee on 3/6 ... **2007-08:** Averaged a career-best 19.1 ppg ... entered the season having scored 30 points just one time in his five NBA campaigns, but scored 30+ points in a team-best 10 games - the most 30-point games in a season since Jermaine O'Neal's 11 in 2004-05 ... scored a career-high 36 points five times and scored 36 points in consecutive games at Toronto (2/29) and vs. Milwaukee (3/2), marking the first time any Indiana player had scored 30+ points in consecutive games since O'Neal did so in four straight in January, 2005 ... shot better than 40% from 3-pt range and 80% from the foul line for the first time in his career and was one of just four players (along with Steve Nash, Richard Hamilton and Mo Williams) ranked among the league's top-50 in all three shooting departments (FG%, 3-pt FG%, FT%) ... **2006-07:** Averaged 11.2 ppg in his first 10 games for Indiana then scored 20+ points in consecutive games, 2/9-2/11, including a team-high 23 points vs. Denver on 2/9 ... scored 20+ points a total of eight times, including a season-best 25 points on two occasions ... in 43 games with Indiana, averaged 14.0 ppg, 5.7 rpg and 2.6 apg ... collected 10+ rebounds seven times and notched double-doubles in all seven games, including 11 points and a season-best 14 boards at Charlotte on 4/6 ... **2005-06:** Appeared in 81 games for Golden State, averaging 11.5 ppg, 4.9 rpg and 2.9 apg in 32.5 mpg ... finished the season strong, averaging 15.8 ppg, 5.7 rpg and 3.7 apg over the season's final 19 games ... scored a season-high 28 points with 10 rebounds and six assists in 40 minutes vs. Philadelphia on 3/19 ... scored 20 or more points 10 times and grabbed 10 or more rebounds four times ... registered three double-doubles ... missed one game due to injury ... **2004-05:** Appeared in 79 games (all starts), averaging 13.4 ppg, 5.5 rpg, 2.6 apg and 1.00 spg ... over the final 34 contests, averaged 15.1 ppg and 5.7 rpg, while shooting 48.4 percent (193-399) from the field and 43.4 percent (63-145) from 3-pt range ... scored 22 points, including six 3-pt FGs (6-7) vs. Atlanta on 3/12 ... posted 24 points, 12 rebounds, four assists and three steals in season-high 46 minutes vs. Phoenix on 2/13 ... registered four double-doubles ... scored 20 or more points 13 times and had 10+ rebounds five times ... missed three games due to injury ... **2003-04:** Appeared in 75 games (69 starts), averaging 11.7 ppg, 5.9 rpg and 2.9 apg ... over the final 24 games, averaged 12.3 ppg, 5.3 rpg, 3.7 apg and 1.13 spg ... started the final 23 games at point guard ... led the Warriors with 24 points, a career-high 20 rebounds and five assists in 42 minutes vs. the Pacers on 3/2, the first 20/20 game of his career ... registered his first career double-double with a season-high 32 points (11-15 FGs, 3-6 3-pt FGs, 7-7 FTs) and 11 rebounds vs. Philadelphia on 11/1 ... registered 10 point-rebound double-doubles ... missed seven games due to injury ... scored six points in 10 minutes in the 2004 "got Milk?" Rookie Challenge as his sophomore squad downed the rookies, 142-118, at All-Star Saturday in Los Angeles on 2/14 ... **2002-03:** One of six Warriors players to appear in 82 games ... averaged 5.7 ppg, 2.6 rpg and 1.3 apg in 15.9 mpg ... in his three starts, averaged 14.3 ppg, 5.7 rpg, 1.3 apg and 1.00 spg ... joined Yao Ming and Amar'e Stoudemire as the only rookies to play in all 82 games ... in the season finale vs. the L.A. Lakers on 4/16, he started and tallied a season-high 21 points with nine rebounds in a season-high 36 minutes ... made his first career start at Sacramento on 3/18, registering 15 points and seven rebounds in 35 minutes.

PLAYOFF HISTORY ... (5 games, 0 starts) ... 2011: With his appearance in the 2011 postseason, his run of 627 regular season games played without playoff appearance (2nd-longest among active players in the NBA behind Troy Murphy's 655) came to an end ... scored eight points in Game 2 on 3-5 from the floor and 2-3 from beyond the 3-pt line ... for the series, he was third on the team with a total of eight assists ... registered four steals in the series to go with just one turnover, making him the only Indiana player to have more steals than turnovers in the five games with the Bulls.

COLLEGE ... An early entry candidate for the 2002 NBA Draft after playing three seasons at Duke, he ended his Blue Devils' career with averages of 13.2 ppg, 5.8 rpg, 2.2 apg and 1.60 spg in 104 games (76 as a starter) ... Duke's record in his three seasons was 95-13 (.880) ... helped lead the Blue Devils to a National Championship as a sophomore, the Final Four as a junior and the Sweet 16 as a freshman ... as a junior, averaged 17.3 ppg, 7.2 rpg, 2.1 apg and 2.30 spg in 32.4 mpg ... named First Team NABC All-American and Second Team All-American by The Associated Press ... also earned Academic All-America and First Team All-ACC honors following his junior year ... named to the All-ACC Tournament First Team and the conference's All-Defensive Team ... on the way to a National Championship in 2000-01, averaged 12.6 ppg, 5.7 rpg, 2.6 apg and 1.40 spg in 29.2 mpg ... tallied 21 points (including 18 in the second half) in the National Championship game against Arizona ... his performance in the National Championship game included 5-9 shooting from beyond the arc, three of which came during a 45 second span in the second half ... for his efforts, he was named to the All-Final Four Team.

CAREER TRANSACTIONS ... Selected by Golden State in the First Round (3rd overall) of the 2002 NBA Draft ... traded to Indiana along with Troy Murphy, Keith McLeod and Ike Diogu in exchange for Al Harrington, Stephen Jackson, Sarunas Jasikevicius and Josh Powell on 1/16/07 ... signed as a free agent by Milwaukee on 12/10/11.

PERSONAL ... Full name is Michael Joseph Dunleavy Jr. ... he and his wife, Sarah, have two children ... is the son of longtime NBA player and head coach Mike Sr. and Emily Dunleavy ... his father and uncle, Kevin, both played college basketball at South Carolina ... has two younger brothers, Baker and James ... Baker played basketball at Villanova and James completed his senior season at Southern California in 2011 ... graduated from Duke during the summer of 2005 with a degree in history ... Mike and his wife are annual donors to the United Way and they sponsor United Christmas Service families each year ... they also enjoy visits with children at local hospitals ... was a member of the Pacers' All-Star Reading Team and he enjoys visiting schools to promote the NBA Read to Achieve initiative ... during the summer of 2002, he participated in the Seeds of Peace camp in Otisfield, Maine, a camp that brought together youth from various Middle-Eastern religious and ethnic backgrounds ... at the camp, he helped teach basic basketball skills to the school-aged boys and girls ... lists winning the 2001 NCAA Championship as his biggest basketball accomplishment ... a football fan, he lists the Green Bay Packers as his favorite team.

GENERAL
INFO

FRONT
OFFICE

PLAYERS

2011-12
SEASON

STATS &
RECORDS

HISTORY

NBA

OPPONENTS

MEDIA



MONTA ELLIS

#11

POSITION: Guard

HEIGHT: 6-3

WEIGHT: 185

BIRTHDATE: 10/26/85

HIGH SCHOOL: Lanier HS (MS)

YEARS PRO: The 2012-13 season

is his 8th in the NBA

DRAFTED: By the Golden State

Warriors in the 2nd round of the

2005 NBA Draft (40th overall)

NBA REGULAR SEASON STATISTICS

| Season | G-GS | MIN | FG-A | PCT | 3FG-A | PCT | FT-A | PCT | OR-DR-TR | AST | STL | TO | BLK | PTS | RPG | APG | PPG |
|--------------|---------|-------|-----------|------|----------|------|-----------|------|---------------|------|-----|------|-----|------|-----|-----|------|
| 05-06 GSW | 49-3 | 886 | 132-318 | .415 | 28-82 | .341 | 42-59 | .712 | 22-83-105 | 78 | 32 | 58 | 11 | 334 | 2.1 | 1.6 | 6.8 |
| 06-07 GSW | 77-53 | 2638 | 480-1010 | .475 | 39-143 | .273 | 273-358 | .763 | 62-181-243 | 319 | 132 | 221 | 21 | 1272 | 3.2 | 4.1 | 16.5 |
| 07-08 GSW | 81-72 | 3071 | 652-1227 | .531 | 12-52 | .231 | 320-417 | .767 | 133-271-404 | 315 | 124 | 173 | 27 | 1636 | 5.0 | 3.9 | 20.2 |
| 08-09 GSW | 25-25 | 892 | 194-430 | .451 | 8-26 | .308 | 78-94 | .830 | 14-94-108 | 93 | 39 | 67 | 8 | 474 | 4.3 | 3.7 | 19.0 |
| 09-10 GSW | 64-64 | 2647 | 631-1406 | .449 | 77-228 | .338 | 292-388 | .753 | 47-210-257 | 340 | 143 | 243 | 25 | 1631 | 4.0 | 5.3 | 25.5 |
| 10-11 GSW | 80-80 | 3227 | 726-1611 | .451 | 137-379 | .361 | 340-431 | .789 | 44-237-281 | 450 | 168 | 252 | 23 | 1929 | 3.5 | 5.6 | 24.1 |
| 11-12 GS/MIL | 58-58 | 2120 | 450-1040 | .433 | 62-201 | .308 | 219-275 | .796 | 20-180-200 | 346 | 85 | 177 | 18 | 1181 | 3.4 | 6.0 | 20.4 |
| TOTALS | 434-355 | 15481 | 3265-7042 | .464 | 363-1111 | .327 | 1564-2022 | .733 | 342-1256-1598 | 1941 | 723 | 1191 | 133 | 8457 | 3.7 | 4.5 | 19.5 |

NBA POSTSEASON STATISTICS

| Season | G-GS | MIN | FG-A | PCT | 3FG-A | PCT | FT-A | PCT | OR-DR-TR | AST | STL | TO | BLK | PTS | RPG | APG | PPG |
|-----------|------|-----|-------|------|-------|------|-------|------|----------|-----|-----|----|-----|-----|-----|-----|-----|
| 06-07 GSW | 11-6 | 238 | 32-82 | .390 | 1-9 | .111 | 23-28 | .821 | 8-17-25 | 10 | 10 | 20 | 2 | 88 | 2.3 | 0.9 | 8.0 |
| TOTALS | 11-6 | 238 | 32-82 | .390 | 1-9 | .111 | 23-28 | .821 | 8-17-25 | 10 | 10 | 20 | 2 | 88 | 2.3 | 0.9 | 8.0 |

NBA CAREER HIGHS

| MIN | FGM | FGA | 3FGM | FTM | FTA | REBS | ASTS | STLS | BS | PTS |
|----------|----------|----------|----------|----------|----------|----------|----------|----------|----------|----------|
| 53 (2) | 18 (3) | 39 | 7 | 16 | 19 | 12 (2) | 13 (3) | 7 (2) | 2 (19) | 48 |
| 03/11/11 | 02/07/12 | 01/18/10 | 03/11/11 | 01/07/12 | 11/03/10 | 02/07/11 | 03/27/11 | 11/27/10 | 04/18/12 | 02/07/12 |
| vs ORL | vs OKC | vs CHI | vs ORL | vs UTA | vs MEM | vs PHX | vs WAS | at MIN | at WAS | vs OKC |

2011-12 SEASON HIGHLIGHTS ... Appeared in 58 games split between Milwaukee and Golden State, averaging 20.4 points, 3.4 rebounds, 6.0 assists and 1.47 steals per game ... finished the season ranked 11th in the NBA in scoring, 14th in assists, 14th in steals and 11th in minutes (36.6 mpg) ... scored in double figures in 54 of his 58 games, topping 20 points 28 times and scoring 30+ 13 times (including one 40-point game) ... reached double figures in assists six times, posting five point/assist double-doubles ... averaged 21.9 points in 37 games for the Warriors ... scored a career-high 48 points on 18-of-29 shooting on 2/7 vs. Oklahoma City ... hit the game-winning shot with one second remaining in Golden State's win at Phoenix on 2/22 ... named Western Conference Player of the Week for games played 3/3-11 after averaging 20.5 points, 7.5 assists and 2.0 steals in leading the Warriors to a 3-1 week ... traded to Milwaukee on 3/14 ... averaged 17.6 points, 3.5 rebounds and 5.9 assists in 21 games for Milwaukee ... made his Bucks debut against his former team on 3/16, tallying 18 points, four rebounds, four assists and three steals ... scored the final 16 points for the Bucks in a win vs. Cleveland on 4/4, going 8-for-8 in the last four minutes ... led the Bucks in scoring six times and in assists 12 times ... sat out the final two games of the season with a right hand injury.

PRO CAREER ... Selected by Golden State in the second round of the 2005 NBA Draft (40th overall) ... re-signed by Golden State as a restricted free agent on July 24, 2008 ... named the NBA's Most Improved Player in 2006-07 ... the first player ever drafted by the Warriors directly from an American high school ... **2010-11:** Appeared in 80 games (career-high 80 starts), averaging 24.1 points, 3.5 rebounds, career-high 5.6 assists and 2.10 steals in 40.3 minutes per contest ... among NBA leaders, ranked 1st in minutes, 3rd in steals, 8th in scoring and 22nd in assists - leading the league in minutes played and finishing in the league's top-10 in scoring (6th in 2009-10) and top-5 in steals (2nd in 2009-10) for the second consecutive season ... one of only five players in the NBA to average at least 20.0 points and 5.0 assists (joining

Derrick Rose, LeBron James, Russell Westbrook and Deron Williams) ... the only player in the NBA to average at least 20.0 points, 5.0 assists and 2.00 steals ... averaged more than 24.0 points and 5.0 assists for the second consecutive season, joining Rick Barry (1973-74 & 1974-75) as the only Warriors players to do so in back-to-back years since the team moved West in 1962 ... became the first Warrior to average 24+ points in consecutive seasons since Chris Mullin did so in five-straight seasons from 1988-89 thru 1992-93 ... scored 40-or-more points four times, which trailed only Kevin Durant's five 40-plus efforts ... tallied 46 points vs. Houston on Opening Night, which marked the most points by any NBA player in a season lid-lifter since Michael Jordan's 54 vs. Cleveland on 11/3/89 ... it also marked the most points by a Warrior on Opening Night since Wilt Chamberlain posted 56 on 10/23/62 ... named Western Conference Player of the Week for games played 12/20-26, when he helped Warriors to 2-1 record by averaging 39.7 points, 7.0 assists and 3.00 steals per contest ... scoring 35-plus points in three-straight games for the first time in his career ... scored 30-or-more points 21 times, marking his second-straight year with at least 20 games of 30-points or more ... became the first Warrior to score 30+ points 20 times in consecutive seasons since Chris Mullin did so four-straight years from 1987-88 to 1990-91 ... recorded 10 double-doubles (nine point/assist), including three-straight point/assist double-doubles from 3/25-29, marking the first three-game streak of his career ... connected on a career-high 137 three-point field goals in 80 games after making 164 threes in the first 296 games of his career combined ... played 3,227 minutes, the most by any Warriors player since Antawn Jamison recorded 3,394 minutes in 2000-01 ... missed the final two games of the season with a Grade 2 concussion, which was suffered in the fourth quarter vs. Sacramento on 4/10 ... 2009-10: Appeared in 64 games (all starts), averaging career-high figures in scoring (25.5), steals (2.23) and minutes played (41.4) ... among NBA leaders, ranked 6th in the NBA in scoring (25.5), 2nd in steals (2.23) and 1st in minutes per game (41.4) ... became the first Golden State player to average at least 25.0 points since Chris Mullin in 1992-93; and the first Warriors player to average 25.5 points and 5.0 assists since Mullin in 1988-89 ... only three other NBA players averaged at least 25.0 points and 5.0 assists (LeBron James, Kobe Bryant, Dwyane Wade) ... became one of only seven NBA players in the last 10 years to average at least 25.0 points, 5.0 assists and 4.0 rebounds, joining Allen Iverson, Dwyane Wade, Gilbert Arenas, Kobe Bryant, LeBron James and Tracy McGrady ... scored 30-plus points on 24 occasions - only five NBA players (Durant, James, Anthony, Bryant and Wade) reached the 30-point plateau more frequently ... scored 40-plus points three times, including twice during a three-game stretch between from 11/25-30 (42 at San Antonio and 45 vs. Indiana) ... handed out a career-high-tying 13 assists vs. New Orleans (3/17), one of five double-figure assist outings ... registered back-to-back double-doubles (point/assist) for the first time in his career on 3/15 vs. L.A. Lakers and 3/17 vs. New Orleans ... recorded six double-doubles overall (including one point/rebound) ... became the first NBA player to play every minute in at least 13 games in a single season since Gary Payton in 1999-00 ... missed 18 games due to injury/illness ... 2008-09: Appeared in 25 games (all starts), averaging 19.0 points, 4.3 rebounds, 3.7 assists and 1.56 steals in 35.7 minutes ... missed the first 43 games of the year due to left ankle injury sustained on August 21, 2008 ... over his final 11 games, averaged 25.5 points, 5.0 rebounds and 4.6 assists, while shooting 48.0% (115-238 FG) from the field ... posted a then-career-high 42 points (16-35 FG, 10-12 FT) along with nine rebounds and nine assists in an overtime victory vs. Sacramento on 4/1 ... scored 20-plus points 11 times ... missed 57 games overall due to injury ... 2007-08: Appeared in 81 games (72 starts), averaging 20.2 points (25th in NBA), 5.0 rebounds, 3.9 assists and 1.53 steals (15th in NBA) in 37.9 minutes (18th in NBA) ... shot 60.2% (106-176 FG) from the field during the month of February, becoming just the ninth guard in NBA history to shoot above 60.0% from the field during a single month (minimum 10 games and 150 FGA) ... other guards to accomplish the feat include: Fred Brown, Brad Davis, Sidney Moncrief, Earl Monroe, Steve Nash, Jim Paxson, Rickey Pierce (twice) and John Stockton (twice) ... became first player selected in the second round (#40 overall) to average over 20 points in his third season since Drazen Petrovic averaged 20.6 points in 1991-92 ... scored 20+ points 41 times and 30+ points 12 times ... 2006-07: Appeared in 77 games (53 starts), averaging 16.5 points, 3.2 rebounds, 4.1 assists and 1.71 steals (8th in NBA) in 34.3 minutes ... named NBA's Most Improved Player after increasing scoring average by 9.7 points per game over his rookie season (up from 6.8) ... his points per game improvement was the largest in the NBA amongst players who appeared in at least 41 games in both seasons ... also increased his field goal percentage from .415 as a rookie to .475 in 2006-07 ... recorded his first career double-double with 21 points and 10 rebounds at Indiana on 2/5 ... hit game-winning, buzzer-beating jumper in 110-109 victory over New Jersey on 1/24 ... registered a then-career-high 31 points three times, including back-to-back games on 11/18 & 11/20 ... participated in the T-Mobile Rookie Challenge on All-Star Saturday in Las Vegas (2/16), registering 28 points in 21 minutes to help Sophomore squad to a 155-114 victory over the Rookies ... missed five games due to injury ... 2005-06: Among NBA rookies, ranked 16th in scoring (6.8 ppg), 11th in assists (1.6 apg) and 9th in three-point percentage (.341) ... appeared in 46 of final 51 games after appearing in just three of team's first 31 games ... in 30 games when playing 15-or-more minutes, averaged 9.3 points - including 13.1 points per contest in 16 games when playing 20-or-more minutes ... finished the season strong, averaging 11.0 points, 3.2 rebounds and 2.9 assists in 25.0 minutes over the final 17 games ... of the seven high school players taken in the 2005 NBA Draft that appeared in at least 20 games, ranked first in points per game (edging Portland's Martell Webster, 6.6 ppg) ... made first career start vs. Phoenix (4/14) and tallied 12 points in 35 minutes ... made NBA debut at Phoenix (11/12), logging two assists in five minutes.

PLAYOFF HISTORY ... (11 games, 6 starts) ... 2007: Averaged 8.0 points and 2.3 rebounds in 21.6 minutes per game ... registered playoff career high with 20 points in Game 2 of First Round series at Dallas (4/25).

HIGH SCHOOL ... An early entry candidate for the 2005 NBA Draft out of Lanier High School in Jackson, MS ... In four seasons at Lanier, averaged 28.7 points per game and racked up 4,167 total points - second all-time in Mississippi history and tops among big-school players (5A and 4A) ... named to 2005 McDonald's All-American Team ... named National Co-Player of the Year by PARADE Magazine as a senior ... a four-time All-State selection, becoming the first player in state history to earn the honor four times ... became the Jackson Public Schools' all-time leading scorer, surpassing Othella Harrington ... his teams compiled a record of 129-16, appeared in four consecutive state championship finals and captured two state titles (2002 & 2005) ... named Mr. Basketball in Mississippi following senior season in which he averaged 38.4 points, 7.9 rebounds, 6.9 assists and 4.5 steals per game and led his team to a 35-2 record and the Class 4A state championship ... tallied career-high 72 points in a 117-56 victory over Greenwood ... scored 42 points against Oak Hill Academy, which at the time was ranked No. 1 in the nation by USA Today, the most points ever scored against the perennial powerhouse.

PERSONAL ... First name is pronounced MON-tay ... the son of Rosa Ellis ... he and his wife, Juanika, have one son, Monta Jr., and one daughter, Myla ... in the summer of 2010, launched the "ME8 Foundation" to assist families and children in Jackson, Mississippi, and the Bay Area ... named co-winner of the 2010-11 Golden State Warriors Foundation Community Service Award, which is given annually to the Warriors player who best exemplifies the spirit of community service through their outstanding commitment of time, service and financial support to children and families ... sponsored two Feed The Children events, in which he helped distribute food to more than 1,200 local families in need ... also took part a special Season of Giving Holiday Party for 20 kids from the Make-A-Wish Foundation and their families at the practice facility, which for the day was morphed into a giant playground with numerous kids activities ... in 2008-09, joined teammate Andris Biedrins to help unveil a newly refurbished basketball court at the Leonard J. Meltzer Boys & Girls Club in Oakland as part of Toyota Project Rebound ... for the past five seasons, purchased 25 tickets to every home game and donated those tickets to various children's groups who attended games in the Monta's Mob seating section ... served as a coach for the NBA Entertainment League Celebrity Charity Game and made several appearances at Warriors Basketball Camp sessions ... in the summer of 2008, joined forces with fellow NBA player Maurice Williams to host the Mississippi Celebrity Basketball Game at Jackson State University.



GENERAL
INFO

FRONT
OFFICE

PLAYERS

2011-12
SEASON

STATS &
RECORDS

HISTORY

NBA

OPPONENTS

MEDIA



DREW GOODEN

#0

POSITION: Forward

HEIGHT: 6-10

WEIGHT: 250

BIRTHDATE: 10/24/81

COLLEGE: Kansas

HIGH SCHOOL: El Cerrito (CA)

YEARS PRO: The 2012-13 season

is his 11th in the NBA

DRAFTED: By the Memphis Grizzlies

in the 1st round of the

2002 NBA Draft (4th overall)

NBA REGULAR SEASON STATISTICS

| Season | G-GS | MIN | FG-A | PCT | 3FG-A | PCT | FT-A | PCT | OR-DR-TR | AST | STL | TO | BLK | PTS | RPG | APG | PPG |
|--------------|---------|-------|-----------|------|--------|------|-----------|------|----------------|-----|-----|------|-----|------|-----|-----|------|
| 02-03 ME/OR | 70-47 | 1873 | 355-777 | .457 | 14-48 | .292 | 151-212 | .712 | 163-292-455 | 83 | 53 | 150 | 35 | 875 | 6.5 | 1.2 | 12.5 |
| 03-04 ORL | 79-17 | 2134 | 369-829 | .445 | 9-42 | .214 | 167-262 | .637 | 160-356-516 | 89 | 62 | 126 | 72 | 914 | 6.5 | 1.1 | 11.6 |
| 04-05 CLE | 82-80 | 2523 | 464-943 | .492 | 5-28 | .179 | 251-310 | .810 | 207-546-753 | 130 | 77 | 133 | 76 | 1184 | 9.2 | 1.6 | 14.4 |
| 05-06 CLE | 79-79 | 2174 | 334-652 | .512 | 1-3 | .333 | 176-258 | .682 | 237-428-665 | 56 | 52 | 106 | 49 | 845 | 8.4 | 0.7 | 10.7 |
| 06-07 CLE | 80-80 | 2238 | 371-784 | .473 | 1-6 | .167 | 142-199 | .714 | 263-418-681 | 88 | 70 | 115 | 28 | 885 | 8.5 | 1.1 | 11.1 |
| 07-08 CL/CHI | 69-65 | 2122 | 332-740 | .449 | 0-6 | .000 | 162-215 | .753 | 175-415-590 | 81 | 48 | 122 | 53 | 826 | 8.6 | 1.2 | 12.0 |
| 08-09 3 Tms | 51-28 | 1264 | 237-506 | .468 | 0-4 | .000 | 131-156 | .840 | 113-249-362 | 48 | 30 | 76 | 18 | 605 | 7.1 | 0.9 | 11.9 |
| 09-10 DA/LC | 70-33 | 1755 | 288-602 | .478 | 1-8 | .125 | 186-216 | .861 | 207-335-542 | 47 | 41 | 108 | 58 | 763 | 7.7 | 0.7 | 10.9 |
| 10-11 MIL | 35-18 | 860 | 156-362 | .431 | 3-20 | .150 | 81-102 | .794 | 73-165-238 | 47 | 21 | 46 | 18 | 396 | 6.8 | 1.3 | 11.3 |
| 11-12 MIL | 56-46 | 1469 | 287-657 | .437 | 16-55 | .291 | 176-208 | .846 | 130-233-363 | 144 | 46 | 109 | 34 | 766 | 6.5 | 2.6 | 13.7 |
| TOTALS | 671-493 | 18412 | 3193-6852 | .466 | 50-220 | .227 | 1623-2138 | .759 | 1728-3437-5165 | 813 | 500 | 1091 | 441 | 8059 | 7.7 | 1.2 | 12.0 |

NBA POSTSEASON STATISTICS

| Season | G-GS | MIN | FG-A | PCT | 3FG-A | PCT | FT-A | PCT | OR-DR-TR | AST | STL | TO | BLK | PTS | RPG | APG | PPG |
|----------|-------|------|---------|------|-------|------|--------|-------|-------------|-----|-----|----|-----|-----|------|-----|------|
| 2003 ORL | 7-7 | 232 | 36-90 | .400 | 0-3 | .000 | 26-36 | .722 | 28-61-89 | 4 | 3 | 12 | 6 | 98 | 12.7 | 0.6 | 14.0 |
| 2006 CLE | 13-13 | 281 | 45-85 | .529 | 0-0 | — | 17-18 | .944 | 31-67-98 | 8 | 3 | 18 | 2 | 107 | 7.5 | 0.6 | 8.2 |
| 2007 CLE | 20-20 | 605 | 99-201 | .493 | 0-2 | .000 | 30-39 | .769 | 49-111-160 | 20 | 10 | 27 | 9 | 228 | 8.0 | 1.0 | 11.4 |
| 2009 SA | 4-0 | 71 | 11-33 | .333 | 0-2 | .000 | 7-7 | 1.000 | 5-10-15 | 1 | 1 | 3 | 1 | 29 | 3.8 | 0.3 | 7.3 |
| TOTALS | 44-40 | 1189 | 191-409 | .467 | 0-7 | .000 | 80-100 | .800 | 113-249-362 | 33 | 17 | 60 | 18 | 462 | 8.2 | 0.8 | 10.5 |

NBA CAREER HIGHS

| MIN | FGM | FGA | 3FGM | FTM | FTA | REBS | ASTS | STLS | BS | PTS |
|-------------------|--------------------|-------------------|--------------------|--------------------|--------------------|--------------------|--------------------|--------------------|--------------------|--------------------|
| 47 | 13 (2) | 24 | 4 | 13 | 13 | 21 | 13 (2) | 5 (2) | 5 | 33 |
| 02/28/03 at NY | 12/11/04 at MIL | 12/11/04 at SA | 12/11/02 vs DEN | 01/30/05 vs MIL | 01/30/05 vs MIL | 11/10/04 vs PHX | 03/14/12 vs CLE | 03/31/12 vs MEM | 01/28/04 at WAS | 01/30/05 vs MIL |

2011-12 SEASON HIGHLIGHTS ... Averaged 13.7 points per game, his best scoring output since the 2004-05 season, while appearing in 56 games for the Bucks ... also averaged 6.5 rebounds, 2.6 assists, 0.82 steals and 0.61 blocks ... led the Bucks in scoring seven times, in rebounding 13 times, in steals eight times and in blocks nine times ... recorded 13 double-doubles ... scored in double figures 36 times and topped 20 points 16 times ... had some of his best games of the season against Chicago, scoring a season-high 27 points on 3/7 and going a perfect 10-for-10 from the free throw line in both the 1/27 and 2/4 matchups with the Bulls ... recorded his second career triple-double with 15 points, 10 rebounds and a career-high-tying 13 assists vs. Cleveland on 3/14 ... named Eastern Conference Player of the Week for games played 3/12-18 after averaging 18.0 points, 9.7 rebounds and 8.0 assists as Milwaukee went 3-0 ... matched his career high with five steals on 3/31 vs. Memphis ... grabbed his 5,000th career rebound on 3/3 at Orlando and scored his 8,000th career point on 4/14 vs. Indiana ... missed four games from 2/17-22 with a right wrist sprain and sat out two games from 4/4-6 with a sore back.

PRO CAREER ... 2010-11: Appeared in 35 games with 18 starts ... averaged 11.3 points and 6.8 rebounds in 24.6 minutes per game ... recorded his first career triple-double with 15 points, 13 rebounds and a career-high 13 assists against Cleveland on 4/9 ... scored a season-high 22 points on 8-11 from the field and 2-2 from long distance to go with 13 rebounds against the Los Angeles Lakers on 11/16 ... matched his season-high with 22 points and 11 rebounds at Toronto on 3/30 ... recorded a season-high 16 rebounds, including seven offensive boards, along with 16 points against Oklahoma City on 11/20 ... led the Bucks in rebounding 12 times, steals six times and blocks six times ... recorded 10 double-doubles, second-most on the team ... dished out his 650th career assist on 4/11 against Toronto ... surpassed the 7,000 point mark for his career on 11/16 against the Los Angeles Lakers ... missed 41 games due to left foot plantar fasciitis ... had six DNP-CDs ... **2009-10:** With Dallas and the Clippers appeared in 70 games, starting 33 ... started 22 of 24 games with Clippers and averaged 10.9 points and 7.7 rebounds in 25.1 minutes ... finished the season ranked 15th in the NBA in free throw percentage (.861) ... had 19 double-doubles and finished season with six double-doubles in last 11 games ... became eighth player in Clippers history to record 20+ points and 20+ rebounds in a game on 3/23/10 ... led Clippers in scoring three times, rebounding 10 times and scored in double figures 20 times with L.A. ... (Dallas): Appeared in 46 games for Dallas, starting 11 and averaging 8.9 points and 6.9 rebounds ... (Washington): Did not appear in a game with Wizards, traded to Clippers as part of three-team trade on 2/17/10 ... (L.A. Clippers): 2/20 vs. SAC, with team but DND for 1st game with Clippers ... 2/22/10 vs. CHA, made Clippers debut and had 10 pts (4-9 FG, 2-2 FT) and nine rebounds ... **2008-09:** Played 51 games (31 with CHI, one with SAC, 19 with SAS), and averaged 11.9 points and 7.1 rebounds in 24.8 minutes ... shot 46.8 percent (237-506) from the field and 84.0 percent (131-156) from the foul line ... recorded 10-plus points 29 times (including eight 20-plus games), 10-plus rebounds 13 times and 12 double-doubles ... (Chicago): Appeared in 31 games with Bulls, starting 27 and averaging 13.6 points ... had a season-high 20 rebounds vs. MEM on 11/1/08 ... scored a season-high-tying 22 points vs. NY on 12/9/08 ... missed 10 games with a sprained right ankle (11/8, 12/20/08-1/3/09) ... (Sacramento): Played in one game with Kings ... (San Antonio): Averaged 9.8 ppg and 4.4 rpg in 19 games ... **2007-08:** In 69 games (65 starts) with CLE and CHI, averaged 12.0 points, 8.6 rebounds and 1.2 assists in 30.8 minutes ... shot 44.9% (332-740 FGs) from the floor and 75.3 percent (162-215) from the free throw line ... had 24 double-doubles (eight with CHI) ... recorded nine games of 20-plus points and 26 games of 10-plus rebounds ... notched season-bests in points (31), FGs (12) and FGAs (13) vs. ATL on 3/25/08 ... missed three games with a right groin strain (2/7-2/10/08) ... missed final 10 games of season with lower abdominal strain (3/29-4/16/08) ... (Chicago): Averaged 14.0 points and 9.3 rebounds in 18 games (14 starts) ... **2006-07:** In 80 starts, averaged 11.1 points, 8.5 rebounds (15th in NBA) and 1.1 assists in 28.0 minutes ... ranked fifth in offensive rebounds (263) and sixth in offensive rebounds per game (3.3) ... had a team-high 25 double-doubles ... missed two games with a left strained groin (12/9-12/11/06) ... **2005-06:** In 79 starts, averaged 10.7 points and 8.4 rebounds (18th in NBA) in 27.5 minutes ... shot 51.2% (334-652 FGs) from the floor (16th in NBA) ... had 23 double-doubles ... spent two games on the Inactive List with a right leg adductor strain (1/15-1/18/06) ... missed one game with flu-like symptoms (3/2/06) ... **2004-05:** In 82 games (80 starts), set career marks in nearly every statistical category ... averaged 14.4 points, 9.2 rebounds (13th in NBA) and 1.6 assists in 30.8 minutes ... became just the second player in Cleveland franchise history (Shawn Kemp) to record at least 1,000 points, 750 rebounds, 100 assists, 75 steals and 75 blocks in one season ... recorded 37 double-doubles (eighth in NBA) ... shot a perfect 13-13 FTs vs. MIL (1/30/05), setting career-highs in both categories ... **2003-04:** In 79 games (17 starts), averaged 11.6 points, 6.5 rebounds and 1.1 assists in 27.0 minutes ... notched a team-high 18 double-doubles ... missed three games with a right leg infection ... **2002-03:** In 70 games (48 starts) with MEM and ORL, averaged 12.5 points, 6.5 rebounds and 1.2 assists in 26.8 minutes ... (Orlando): started 18 of 19 games and averaged 13.6 points, 8.4 rebounds and 1.1 assists ... named to the NBA All-Rookie First Team ... ranked in the top 10 among rookies in scoring (5th), rebounding (5th), FG% (5th), blocks (10th) and minutes (7th) ... named Western Conference Rookie of the Month in November after averaging 15.1 points and 6.4 rebounds in 29.9 minutes ... missed eight games with a sprained right big toe.

PLAYOFF HISTORY ... (44 games, 40 starts) ... 2009: Appeared in four games and averaged 7.3 points and 3.8 rebounds in 17.8 minutes ... **2007:** Started all 20 of his games as Cleveland advanced to the Finals ... averaged 11.4 points, 8.0 rebounds and 1.0 steals in 30.3 minutes ... shot 49.3 percent from the field ... **2006:** Started all 13 of his games and produced 8.2 points and 7.5 rebounds while shooting 52.9 percent from the field and 94.4 percent from the line ... **2003:** In seven starts, averaged 14.0 points and 12.7 rebounds.

COLLEGE ... Finished three-year career at Kansas as only the second player (Danny Manning) to record at least 1,500 points, 900 rebounds, 100 blocks and 100 steals in school history ... averaged 15.6 points, 9.2 rebounds, 1.1 blocks and 1.1 steals in 98 games ... named First Team All-America by The Associated Press, Sporting News and Basketball Times ... named Big 12 Conference Player of the Year (AP and coaches) ... named NABC Co-National Player of the Year, Basketball America Player of the Year and NCAA Midwest Regional Most Outstanding Player ... also named Big 12 All-Defensive Team, ESPN The Magazine's Power Forward of the Year and Pete Newell Big Man of the Year ... led Kansas to the Final Four as a junior, averaging 19.8 points (first in Big 12) and 11.4 rebounds (fourth in nation) ... set a team and Big 12 single-season record with 25 double-doubles as a junior ... his 734 points and 423 rebounds rank him sixth and second, respectively, on Kansas' single-season lists ... led the Jayhawks in scoring 20 times and in rebounding on 28 occasions in 37 games ... as a sophomore was named First Team All-Big 12 by AP and Second Team All-Big 12 by the coaches ... led Kansas in scoring (15.8) and rebounding (8.4) ... named Honorable Mention All-Big 12 by AP as a freshman ... led Kansas in rebounding (7.5) ... recorded a KU freshman record nine double-doubles ... Most Outstanding Player at the Great Alaska Shootout.

CAREER TRANSACTIONS ... Selected by Memphis in the first round (fourth overall) of the 2002 NBA Draft ... signed with Memphis on 7/2/02 ... traded from Memphis to Orlando along with Gordon Giricek for Mike Miller, Ryan Humphrey, a 2003 first-round draft choice and a 2004 second-round draft choice on 2/19/03 ... traded from Orlando to Cleveland along with Steven Hunter and the draft rights to Anderson Varejao for Tony Battie and two future second-round draft picks on 7/23/04 ... traded from Cleveland to Chicago along with Shannon Brown, Larry Hughes and Cedric Simmons for Ben Wallace, Joe Smith and a future second round pick on 2/21/08 ... traded by Chicago to Sacramento along with Andrés Nocioni, Cedric Simmons and Michael Ruffin for Brad Miller and John Salmons on 2/18/09 ... waived by Sacramento on 3/2/09 ... signed with San Antonio as a free agent on 3/5/09 ... signed by Dallas as a free agent on 7/30/09 ... traded by Dallas to Washington with Quinton Ross, Josh Howard and James Singleton for Caron Butler, Brendan Haywood and DeShawn Stevenson on 2/13/10 ... traded from Washington to the L.A. Clippers on 2/17/10 in a three-team deal in exchange for Al Thornton (Washington) and Sebastian Telfair (Cleveland). Cleveland also received forward Antawn Jamison from Washington and the Wizards received center Zdrunas Ilgauskas, a 2010 first round pick and the rights to Emir Preldzic from Cleveland ... signed as a free agent with Milwaukee on 7/8/10.

PERSONAL ... Full name is Andrew Melvin Gooden ... was nicknamed "The Truth" in college ... opened the Drew Gooden Reading and Learning Center at Cleveland's East End Neighborhood House (September, 2005) ... won the NBA Community Assist Award (October, 2005) ... named the Al Lerner Community Service Award winner at the Greater Cleveland Sports Awards (February, 2006) ... has been named among professional athletes as "Good Guys in Sports" by The Sporting News on three occasions ... recently became a Wingstop franchise owner and opened his first restaurant in Orlando this summer ... his father, Andrew Gooden, played basketball in Finland ... plays the piano.



GENERAL
INFO

FRONT
OFFICE

PLAYERS

2011-12
SEASON

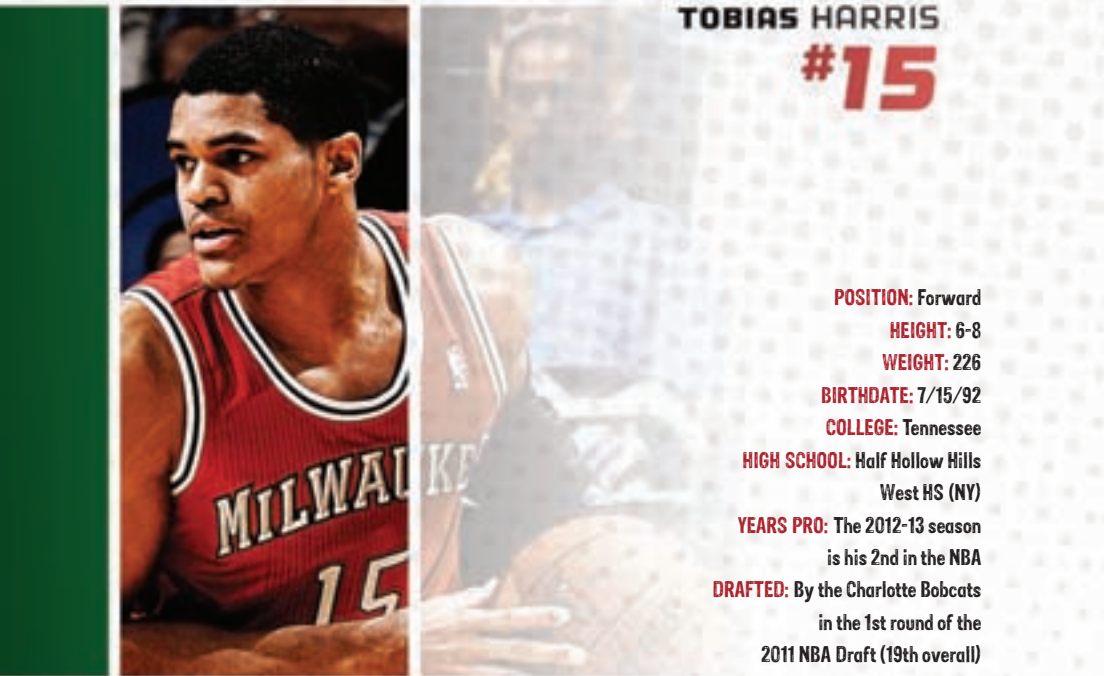
STATS &
RECORDS

HISTORY

NBA

OPPONENTS

MEDIA



TOBIAS HARRIS
#15

POSITION: Forward

HEIGHT: 6-8

WEIGHT: 226

BIRTHDATE: 7/15/92

COLLEGE: Tennessee

HIGH SCHOOL: Half Hollow Hills
West HS (NY)

YEARS PRO: The 2012-13 season
is his 2nd in the NBA

DRAFTED: By the Charlotte Bobcats
in the 1st round of the
2011 NBA Draft (19th overall)

NBA REGULAR SEASON STATISTICS

| Season | G-GS | MIN | FG-A | PCT | 3FG-A | PCT | FT-A | PCT | OR-DR-TR | AST | STL | TO | BLK | PTS | RPG | APG | PPG |
|-----------|------|-----|--------|------|-------|------|-------|------|-----------|-----|-----|----|-----|-----|-----|-----|-----|
| 11-12 MIL | 42-9 | 479 | 79-169 | .467 | 6-23 | .261 | 44-54 | .815 | 30-71-101 | 22 | 13 | 31 | 7 | 208 | 2.4 | 0.5 | 5.0 |
| TOTALS | 42-9 | 479 | 79-169 | .467 | 6-23 | .261 | 44-54 | .815 | 30-71-101 | 22 | 13 | 31 | 7 | 208 | 2.4 | 0.5 | 5.0 |

COLLEGE STATISTICS

| Season | G-GS | MIN | FG-A | PCT | 3FG-A | PCT | FT-A | PCT | OR-DR-TR | AST | STL | TO | BLK | PTS | RPG | APG | PPG |
|------------|-------|-----|---------|------|-------|------|---------|------|------------|-----|-----|----|-----|-----|-----|-----|------|
| 10-11 TENN | 34-33 | 993 | 185-402 | .460 | 23-76 | .303 | 128-170 | .753 | 67-180-247 | 44 | 24 | 62 | 29 | 521 | 7.3 | 1.3 | 15.3 |
| TOTALS | 34-33 | 993 | 185-402 | .460 | 23-76 | .303 | 128-170 | .753 | 67-180-247 | 44 | 24 | 62 | 29 | 521 | 7.3 | 1.3 | 15.3 |

NBA CAREER HIGHS

| MIN | FGM | FGA | 3FGM | FTM | FTA | REBS | ASTS | STLS | BS | PTS |
|--------------------|--------------------|--------------------|--------------------|--------------------|--------------------|--------------------|--------------------|--------------------|--------------------|--------------------|
| 37 | 8 | 14 | 2 | 7 | 10 | 13 | 3 (2) | 2 (2) | 2 | 19 |
| 04/25/12 vs PHI | 02/04/12 vs CHI | 02/04/12 vs CHI | 01/30/12 vs DET | 01/08/12 at PHX | 01/08/12 at PHX | 04/25/12 vs PHI | 04/26/12 at BOS | 03/07/12 vs CHI | 02/17/12 at ORL | 02/04/12 vs CHI |

2011-12 SEASON HIGHLIGHTS ... Appeared in 42 games during his rookie season (nine starts), averaging 5.0 points, 2.4 rebounds and 0.5 assists in 11.4 minutes per game ... made his NBA debut on 1/7 at the L.A. Clippers before tallying a team-high 15 points a night later in Phoenix on 1/8 ... scored a season-high 19 points on 2/4 vs. Chicago ... made his first career start on 3/3 at Orlando, with the Bucks going 5-2 during his first stint in the starting lineup ... posted his first double-double with 15 points and a career-high 13 rebounds on 4/25 vs. Philadelphia ... scored in double-figures seven times overall during his rookie campaign, and led the team in points twice ... missed five games due to injury (two with dehydration issues from 12/26-27 and three with a right shoulder contusion from 2/19-22).



GENERAL
INFO

PRO CAREER ... 2012 NBA Summer League: Appeared in all five games for Milwaukee's entry in the 2012 NBA Summer League in Las Vegas and averaged a team-leading 20.8 points per game ... also contributed 7.0 rebounds, 1.6 assists and 0.8 blocks per game ... shot 53.1% from the field ... named to the Summer League All-Star Team for his work in helping the Bucks to a 4-1 record.

FRONT
OFFICE

COLLEGE ... Averaged 15.3 points, 7.3 rebounds and 0.9 blocks in 29.2 minutes per game as a full-time starter during his freshman season ... ranked fourth among NCAA freshmen in the six major conferences in scoring and tied for fifth in rebounding ... named to the USBWA Freshman All-America Second-Team and SEC All-Freshman Team ... also honored as Second-Team All-SEC pick by the league's head coaches ... finished fifth in the SEC in rebounds (7.9 rpg) in conference games only ... posted eight double-doubles, third-most among all SEC players ... led the Vols in scoring 13 times and rebounding 18 times ... scored a career-high-tying 25 points in UT's SEC Tournament loss to Florida on 3/11 ... dropped 25 points on South Carolina during UT's road win in Columbia on 3/3 ... recorded 21 points and 11 rebounds at Arkansas in his SEC debut on 1/8 ... led the Vols in scoring (19) and rebounding (11) vs. Alabama on 2/5 ... shot 6-for-6 from the field in the first half and finished with a game-high 19 points in UT's second-round NCAA Tournament loss to Michigan on 3/18 ... needed just 17 minutes to post a double-double during the win over No. 21 Memphis on 1/5, finishing with a team-best 17 points and 13 rebounds.

PLAYERS

HIGH SCHOOL ... Led the Half Hollow Hills High School Colts to a 24-2 record and the New York Class AA state championship game as a prep senior in 2010 while averaging 24.7 points, 14.4 rebounds, 3.6 assists and 3.3 blocks per game ... named New York's Mr. Basketball, USA Today All-USA and a McDonald's All-American ... one of six finalists for the 2010 Boys Naismith High School Player of the Year Award ... selected to play in the annual Jordan Brand All-American game and the 2010 USA Basketball Men's U-18 National Team training camp but was forced to miss both events due to a foot injury suffered in the McDonald's All-America Game.

2011-12
SEASON

CAREER TRANSACTIONS ... Drafted by the Charlotte Bobcats in the first round (19th overall pick) of the 2011 NBA Draft ... draft rights traded to Milwaukee along with Stephen Jackson and Shaun Livingston in exchange for Corey Maggette in a three-team deal including Sacramento on 6/23/11 ... signed with the Bucks on 12/10/11.

STATS &
RECORDS

PERSONAL ... Harris' father, Torrel, played college basketball at Duquesne and Murray State ... has a sister, Tesia, who earned Third-Team All-Colonial Athletic Association honors in 2009-10 playing basketball at Delaware before transferring to play at St. John's ... his brother, Tyler Harris, played his freshman season at North Carolina State before transferring to Providence this past summer ... Phoenix Suns forward Channing Frye is his cousin ... was a finalist for the Naismith High School Player of the Year Award as a senior at Half Hollow Hills High School in Dix Hills, NY ... competed in the McDonald's All-America game ... hosted his 2nd Annual School of Business Basketball Camp in Long Island, NY, this summer, where he works to teach young athletes a combination of basketball and life skills ... enjoys working with children and was an active participant in many Bucks community initiatives during his rookie season ... remains a big Tennessee Volunteers fan and closely follows his alma mater ... on Twitter as @Tobias31.

HISTORY

NBA

OPPONENTS

MEDIA



JOHN HENSON

#31

POSITION: Forward

HEIGHT: 6-11

WEIGHT: 220

BIRTHDATE: 12/28/90

COLLEGE: North Carolina

HIGH SCHOOL: Sickles HS (FL)

YEARS PRO: The 2012-13 season

is his rookie year in the NBA

DRAFTED: By the Milwaukee Bucks

in the 1st round of the

2012 NBA Draft (14th overall)

COLLEGE STATISTICS

| Season | G-GS | MIN | FG-A | PCT | 3FG-A | PCT | FT-A | PCT | OR-DR-TR | AST | STL | TO | BLK | PTS | RPG | APG | PPG |
|-----------|--------|------|---------|------|-------|------|---------|------|-------------|-----|-----|-----|-----|------|------|-----|------|
| 09-10 UNC | 33-12 | 586 | 88-181 | .486 | 4-18 | .222 | 32-73 | .438 | 60-104-164 | 34 | 27 | 45 | 58 | 212 | 4.4 | 0.9 | 5.7 |
| 10-11 UNC | 37-36 | 989 | 182-364 | .500 | 1-6 | .167 | 68-142 | .479 | 120-254-374 | 30 | 22 | 76 | 118 | 433 | 10.1 | 0.8 | 11.7 |
| 11-12 UNC | 35-34 | 1019 | 205-410 | .500 | 0-0 | --- | 69-135 | .511 | 89-259-348 | 44 | 20 | 45 | 101 | 479 | 9.9 | 1.3 | 13.7 |
| TOTALS | 109-82 | 2594 | 475-955 | .497 | 5-24 | .208 | 169-349 | .484 | 269-617-886 | 108 | 69 | 166 | 277 | 1124 | 8.1 | 1.0 | 10.3 |

COLLEGE CAREER HIGHS

| MIN | FGM | FGA | 3FGM | FTM | FTA | REBS | ASTS | STLS | BS | PTS |
|----------|----------|-------------|----------|------------|------------|----------|-------------|----------|----------|------------|
| 38 (2) | 12 | 17 (3) | 2 | 8 | 10 (2) | 18 | 6 | 3 (3) | 9 | 28 |
| 03/23/12 | 12/10/11 | 02/04/12 | 12/12/09 | 03/18/11 | 03/18/11 | 03/13/11 | 11/22/11 | 03/30/10 | 11/11/11 | 03/18/11 |
| vs Ohio | vs. LBSU | at Maryland | vs Presb | vs Long Is | vs Long Is | vs Duke | vs. Tenn St | vs RI | vs MSU | vs Long Is |

2011-12 SEASON HIGHLIGHTS ... Averaged 13.7 points, 9.9 rebounds and 2.9 blocks (12th in the nation) in 29.1 minutes per game ... ACC Defensive Player of the Year, First-Team All-ACC and All-Defensive Team selection ... joins Jackie Manuel (2004, 2005) as the only Tar Heel to repeat on league's all-defensive team ... joins Duke's Shelden Williams (2005, 2006) as the only repeat winners of the ACC Defensive Player of the Year Award ... a CBSSports.com Third Team All-American and Second-Team NABC All-District selection ... had a career-high nine blocks vs. Michigan State on 11/11, second-most in school history for a single game ... in 35 games, blocked five or more shots 17 times and seven or more five times ... only player in the ACC to average a double-double in ACC play (13.4 ppg, 10.6 rpg) ... led the ACC in rebounding, blocked shots and double-doubles (18), and was fourth in field goal percentage (.500) and 11th in scoring ... posted a season-best 17 boards twice - vs. Wisconsin on 11/30 and vs. Duke on 2/8.



PRO CAREER ... 2012 NBA Summer League: Appeared in four games for Milwaukee's entry in the 2012 NBA Summer League in Las Vegas, averaging 18.3 points, 6.8 rebounds, 1.5 assists and 1.5 blocks in 32.6 minutes per game ... named to the Summer League All-Star Team ... shot 53.4% from the field ... sat out Milwaukee's Summer League opener due to illness ... tallied 20 points and nine rebounds in his debut against Washington on 7/18 ... finished with 15 points, eight rebounds and four blocks in a win over the D-League Select Team on 7/19 ... tallied a team-high 22 points along with nine rebounds in a win over Boston on 7/21 ... wrapped up Summer League with 16 points on 8-of-9 shooting in a win over Chicago on 7/22.

COLLEGE ... Two-time ACC Defensive Player of the Year (2011, 2012) ... First-Team All-ACC as a junior after leading the conference in shot-blocking and rebounding ... UNC's all-time leader in blocks per game (2.56 – 12th in ACC history) and second in total swats (279 – 11th in ACC) behind Brendan Haywood ... registered double-doubles in 27 of his last 45 games ... ad a career-high nine blocks on the aircraft carrier against Michigan State, tying the second-most ever by a Tar Heel ... became the 67th Tar Heel to score 1,000 points and the 18th to grab 800 rebounds ... finished his career ranked 11th in UNC history with 885 rebounds ... tied for eighth in UNC history in point/rebound double-doubles ... **2010-11:** Averaged 11.7 points and an ACC-leading 3.2 blocks (7th in the nation) ... ranked second in the conference in rebounding (10.1 rpg) ... named the top defensive player in the country by Fox Sports.com and Yahoo! Sports ... chosen as the ACC Defensive Player of the Year ... a USBWA All-District selection ... scored in double figures in 15 of 19 ACC games ... shot 50.6 percent from the floor in ACC games, fourth-best in the league ... pulled down 15 or more rebounds five times, including a career-high 18 boards vs. Duke in the ACC final on 3/13 ... posted 18 double-doubles (ranking 11th nationally), including nine straight from 2/27-3/25, the longest streak by a Tar Heel since Billy Cunningham had 10 in a row in 1965 ... just the third Tar Heel to average a double-double in the last 13 seasons and the 16th to ever accomplish that feat ... became the first Tar Heel to have 15 straight 10-rebound games since Cunningham had 40 in a row from 1962-64 ... a Second-Team All-ACC Tournament selection (12.7 ppg, 14.0 rpg and 3.0 bpg) ... averaged 14.0 points, 10.5 rebounds and 3.8 blocks in the four NCAA Tournament games ... swatted a season-high seven shots vs. Lipscomb (11/12), NC State (1/29) and Maryland (2/27) ... **2009-10:** Averaged 5.7 points, 4.4 rebounds and 1.6 blocks in 15.8 minutes per game ... second on the Tar Heels and fourth in the ACC in blocked shots with 60 ... was 43-for-86 (.500) from the floor with 80 rebounds and 28 blocks in ACC play ... scored 151 points in the last 16 games (9.4 per) ... pulled down 45 offensive rebounds in the last 15 contests ... shot 54-of-105 from the floor (.514) in the last 13 games after Ed Davis went out with a season-ending injury ... blocked 35 shots in the last 15 games.

HIGH SCHOOL ... Played for Coach Renaldo Garcia at Sickles High School in Tampa, Fla. ... previously attended Round Rock High School in Texas for three years ... played in the McDonald's and Jordan All-American games and the Nike Hoop Summit ... also earned first-team All-America honors from Parade magazine ... averaged 17.6 points, 12.2 rebounds and 6.1 blocks per game at Sickles ... scored a season-high 29 points against Tampa Bay Tech ... blocked 10 or more shots five times as a senior with a high of 11 on four occasions ... First Team All-State selection and Tampa Bay Coaches Association Player of the Year.

CAREER TRANSACTIONS ... Selected by the Bucks with the 14th overall pick in the 2012 NBA Draft ... signed his first NBA contract with Milwaukee on 7/10/12.

PERSONAL ... Born John Allen Henson on Dec. 28, 1990, in Greensboro, N.C. ... son of Matt and Annette Henson ... has lived in seven different states already in his life ... his father played basketball at Norfolk State ... grew six inches over his sophomore and junior year of high school ... entered UNC at just 185 lbs ... is an avid fisherman in his spare time ... a big football fan, Henson visited Lambeau Field as part of a Bucks event this offseason ... his sister, Amber Henson, is a freshman on Duke's women's basketball team this season ... his biggest superstition is to "knock on wood" ... on Twitter as @_John_Henson_.

GENERAL
INFO

FRONT
OFFICE

PLAYERS

2011-12
SEASON

STATS &
RECORDS

HISTORY

NBA

OPPONENTS

MEDIA



ERSAN ILYASOVA

#7

POSITION: Forward

HEIGHT: 6-10

WEIGHT: 235

BIRTHDATE: 5/15/87

COLLEGE: N/A

BIRTHPLACE: Eskisehir, Turkey

YEARS PRO: The 2012-13 season

is his 5th in the NBA

DRAFTED: By the Milwaukee Bucks

in the 2nd round of the

2005 NBA Draft (36th overall)

NBA REGULAR SEASON STATISTICS

| Season | G-GS | MIN | FG-A | PCT | 3FG-A | PCT | FT-A | PCT | OR-DR-TR | AST | STL | TO | BLK | PTS | RPG | APG | PPG |
|-----------|---------|------|----------|------|---------|------|---------|------|---------------|-----|-----|-----|-----|-----|-----|-----|------|
| 06-07 MIL | 66-14 | 973 | 139-363 | .383 | 54-148 | .365 | 70-89 | .787 | 58-131-189 | 49 | 27 | 51 | 17 | 402 | 2.9 | 0.7 | 6.1 |
| 09-10 MIL | 81-31 | 1898 | 323-729 | .443 | 81-241 | .336 | 113-158 | .715 | 157-360-517 | 84 | 53 | 71 | 23 | 840 | 6.4 | 1.0 | 10.4 |
| 10-11 MIL | 60-34 | 1505 | 221-507 | .436 | 36-121 | .298 | 93-104 | .894 | 105-260-365 | 56 | 51 | 63 | 24 | 571 | 6.1 | 0.9 | 9.5 |
| 11-12 MIL | 60-41 | 1655 | 294-597 | .492 | 51-112 | .455 | 143-183 | .781 | 196-333-529 | 71 | 42 | 76 | 44 | 782 | 8.8 | 1.2 | 13.0 |
| TOTALS | 267-120 | 6031 | 977-2196 | .445 | 222-622 | .357 | 419-534 | .785 | 516-1084-1600 | 260 | 173 | 261 | 108 | 690 | 6.0 | 1.0 | 9.7 |

D-LEAGUE REGULAR SEASON STATISTICS

| Season | G-GS | MIN | FG-A | PCT | 3FG-A | PCT | FT-A | PCT | OR-DR-TR | AST | STL | TO | BLK | PTS | RPG | APG | PPG |
|-----------|-------|------|---------|------|--------|------|-------|------|------------|-----|-----|----|-----|-----|-----|-----|------|
| 05-06 TUL | 46-19 | 1297 | 218-536 | .407 | 68-196 | .347 | 70-99 | .707 | 60-264-324 | 46 | 33 | 90 | 38 | 574 | 7.0 | 1.0 | 12.5 |
| TOTALS | 46-19 | 1297 | 218-536 | .407 | 68-196 | .347 | 70-99 | .707 | 60-264-324 | 46 | 33 | 90 | 38 | 574 | 7.0 | 1.0 | 12.5 |

NBA POSTSEASON STATISTICS

| Season | G-GS | MIN | FG-A | PCT | 3FG-A | PCT | FT-A | PCT | OR-DR-TR | AST | STL | TO | BLK | PTS | RPG | APG | PPG |
|----------|------|-----|-------|------|-------|------|-------|------|----------|-----|-----|----|-----|-----|-----|-----|-----|
| 2010 MIL | 7-0 | 156 | 24-50 | .480 | 5-14 | .357 | 15-18 | .833 | 21-32-53 | 3 | 5 | 10 | 1 | 68 | 7.6 | 0.4 | 9.7 |
| TOTALS | 7-0 | 156 | 24-50 | .480 | 5-14 | .357 | 15-18 | .833 | 21-32-53 | 3 | 5 | 10 | 1 | 68 | 7.6 | 0.4 | 9.7 |

NBA CAREER HIGHS

| MIN | FGM | FGA | 3FGM | FTM | FTA | REBS | ASTS | STLS | BS | PTS |
|--------------------|--------------------|--------------------|--------------------|--------------------|--------------------|--------------------|--------------------|--------------------|--------------------|--------------------|
| 44 | 14 | 23 | 5 | 8 (3) | 12 | 25 | 6 (2) | 4 (3) | 2 (25) | 32 |
| 03/11/12 at TOR | 03/07/12 vs CHI | 02/19/12 at NJN | 03/25/07 vs DET | 03/31/12 vs MEM | 03/31/12 vs MEM | 02/19/12 at NJN | 11/27/10 vs CHA | 02/02/11 at PHO | 04/21/12 vs NJN | 03/07/12 vs CHI |

2011-12 SEASON HIGHLIGHTS ... Appeared in 60 games (41 starts), averaging career highs in scoring (13.0 ppg), rebounding (8.8 rpg; 18th in NBA), assists (1.2 apg), field-goal percentage (.492; 26th in NBA) and three-point percentage (.455; 2nd in NBA) ... his three-point percentage was the fifth-highest single-season mark in Bucks franchise history, and the highest since the 2003-04 season ... became the first player to average 12+ points and 8+ rebounds in fewer than 28 minutes per game since Arvydas Sabonis in 1995-96 ... had 37 games with 10+ points, 11 games with 20+ points and topped 30 twice ... grabbed 10+ rebounds 25 times and had a team-high 20 double-doubles ... led the Bucks in rebounding 31 times and in blocks on 16 occasions ... grabbed at least one offensive rebound in each of the season's final 51 games, the longest streak of his career and the second-longest in the NBA in 2011-12 ... erupted for 29 points and a career-high 25 rebounds on 2/19 at New Jersey, becoming just the third player in Bucks franchise history (along with Kareem Abdul-Jabbar and Swen Nater) to record a 25/25 game ... his 13 offensive rebounds on 2/19 were the most by a Bucks player in over 25 years and just two shy of Nater's franchise record ... scored the game-winning basket on a tip-in with 2.2 seconds remaining in the Bucks win over Washington on 2/28 ... named Eastern Conference Player of the Week for games played from 3/5-11 after averaging 25.0 points and 10.8 rebounds while shooting 63.8% from the field and 66.7% from three during a 3-1 week ... included in the week was a career-high 32-point effort vs. Chicago on 3/7 ... missed five games with four separate injuries throughout the season.

GENERAL
INFOFRONT
OFFICE

PLAYERS

2011-12
SEASONSTATS &
RECORDS

HISTORY

NBA

OPPONENTS

MEDIA

PRO CAREER ... 2011 Offseason: Appeared in eight games for Anadolu Efes in the Turkish Basketball League, averaging 13.4 points, 6.8 rebounds and 1.4 steals per contest while shooting 43.5 percent from behind the arc ... also appeared in eight Euroleague games with Anadolu Efes, averaging 9.5 points, 5.5 rebounds, 1.5 steals and 1.5 blocks ... 2010-11: Saw action in 60 games (34 starts) and averaged 9.5 points and 6.1 rebounds in 25.1 minutes per game ... shot 43.6 percent from the field and a career-high 89.4 percent from the free throw line ... tied his career-high with 25 points on 9-10 from the field, 2-2 from 3-point range and 5-5 from the free throw line, while adding seven rebounds, three steals and two blocks at Toronto on 1/28 ... recorded 22 points on 10-14 shooting, 13 rebounds, four assists and three steals at New Jersey on 1/8 ... tallied 23 points and 13 rebounds at Golden State on 2/3 ... set a career-high with 17 rebounds and added 16 points against Dallas on 1/1 ... tied his career-high with six assists against Charlotte on 11/27 and tied his career-high four steals on two occasions ... scored 10+ points in 27 games and 20+ points in four ... recorded eight double-doubles and led the team in scoring twice, rebounding 11 times and steals 14 times ... missed 21 games from 2/26 through 4/6 while sidelined with a concussion ... missed one game on 2/16 with a right eye contusion ... 2009-10: Appeared in 81 games (31 starts) with the Bucks and averaged career-highs in points (10.4), rebounds (6.4) and assists (1.0) while shooting a career-best 44.3 percent from the field ... ranked third on the team with 81 three-pointers, hitting 33.6 percent (81-241) ... registered 11 double-doubles and led the team in scoring six times and rebounds 15 times ... scored in double-digits 38 times, including six games over 20 points ... registered 19 points along with 12 rebounds against Dallas on 11/16 ... scored 18 points and added 12 boards and three assists at Memphis on 11/21 ... tallied 20 points on 8-13 shooting at San Antonio on 11/23 ... notched 20 points along with a career-best 16 rebounds against Orlando on 11/28 ... produced 24 points, five rebounds and four assists against the L.A. Lakers on 12/26 ... tallied 24 points including four three-pointers at Portland on 1/13 ... scored a career-high 25 points with 10-18 shooting to go along with nine rebounds at New York on 2/5 ... produced 19 points and grabbed 10 rebounds while handing out a career-high six assists against Washington on 3/3 ... missed the game on 3/26 due to the flu ... scored 20 points with eight rebounds against the L.A. Clippers on 3/30 ... registered 15 points and nine rebounds against New Jersey on 4/7 ... had 15 points on 5-7 shooting at Boston on 4/14 ... 2008-09: Appeared in 31 games with Regal FC Barcelona of the Spanish League and averaged 10.5 points on 52.3 percent shooting on 2FG and 45.6 percent on 3FG ... contributed 7.6 rebounds and 1.1 steals with Barcelona while logging in for 22.3 minutes per game ... played in 22 games with Regal FC Barcelona in Euroleague play ... averaged 10.5 points and 7.0 rebounds in Euroleague competition ... shot 48.6 percent from the field and 40.3 percent from three-point range in Euroleague ... scored a season-best 30 points on 2/12 while shooting 6-7 on three-pointers ... grabbed a season-high 15 rebounds on 10/26 ... 2007-08: Appeared in 33 games with Regal FC Barcelona of the Spanish League and averaged 6.2 points, 2.9 rebounds and shot 44.4 percent on 2FG and 38.7 percent on 3FG ... played 22 Euroleague games and averaged 6.1 points and 4.7 rebounds in 18.0 minutes per game ... 2006-07: Appeared in 66 games for the Bucks, including 14 starts ... averaged 6.1 points and 2.9 rebounds on the season in 14.7 minutes per game ... became the youngest player to appear in a game for the Bucks when he took the court on 11/1 in Detroit (19 years, 170 days) ... also became the youngest Buck to start a game on 11/18 vs Indiana (19 years, 187 days) ... scored his first NBA points on 11/4 vs Sacramento (four points on a 4-4 night from the charity stripe) ... scored his first career NBA field goal the next night on 11/6 in Chicago (four points on 2-3 FG) ... scored 22 points on 1/17 vs Chicago along with nine rebounds ... also grabbed nine boards on 1/21 in Portland ... made five three-pointers on 3/25 vs Detroit en route to a 21-point night ... made at least three three-pointers in four different games ... was 54-148 from beyond the arc (36.5%) ... had 13 games of 10 points or more, including two games of 20+ points ... led the team in scoring three times, rebounds three times, steals nine times and blocks 10 times ... had 16 DNP-CDs ... 2005-06: Assigned to Tulsa of the NBA Development League on 11/13/05 ... appeared in 46 games for the 66ers with 19 starts ... averaged 12.5 points, a team-high 7.0 rebounds and 1.0 assist in 28.2 minutes per game ... led the team and finished seventh in the D-League in rebounds ... blocked a league-high nine shots vs Fort Worth on 3/3 ... scored a season-high 28 points at Roanoke on 4/1 ... scored in double-figures in 14 straight games, including all 10 games during the month of March, when he averaged 16.9 points and 7.9 rebounds ... collected a season-high 15 rebounds vs Fayetteville on 12/1 ... grabbed double-figure rebounds in 13 games and had nine point/rebound double-doubles.

PLAYOFF HISTORY ... (7 games, 0 starts) ... 2010: Averaged 9.7 points and 7.6 rebounds while shooting 48.0 percent from the field in 22.4 minutes ... had a double-double with 13 points and 15 rebounds in Game 2 at Atlanta on 4/20 ... recorded a second double-double with 13 points and 11 rebounds in Game 7 at Atlanta on 5/2.

INTERNATIONAL CAREER ... Played for the host country, Turkey, at the 2010 FIBA World Championships ... Grew up playing for Ulker Spor Kulubu Istanbul (Turkey) youth team ... loaned to Yesilyurt Istanbul in the Turkish second division, for the 2003-04 season ... made his debut with Ulker Istanbul during the 2004-05 season and won the 2005 Turkish National Cup with Ulker Spor Kulubu Istanbul ... has been a member of the Turkish Cadets National Team and the Turkish Junior National Team ... won the silver medal at the 2003 European Cadets Championship ... 2004-05: Averaged 3.9 points and 3.5 rebounds in 12.4 minutes per game for Ulker in the Turkish League and 1.6 points in six games for Ulker in the Euroleague ... had season highs in points (16) and minutes (27) vs Raks ITU ... 2003-04: Played for Yesilyurt Istanbul in the Turkish second division ... 2004 European Championship for Junior Men (U-18): Averaged 17.4 points, 9.0 rebounds and 1.0 steal in 25.8 minutes over five games ... shot 14-32 (.438) from three-point range ... posted 27 points and 15 rebounds vs Slovenia, recording two blocks and two steals ... had 22 points vs Lithuania and 21 vs Poland ... 2003 European Championship for Cadets (U-16): Averaged 20.5 points, 10.0 rebounds and 3.3 steals in 26.0 minutes over four contests in the Challenge Round ... had 31 points, seven rebounds and five steals vs Latvia in 23 minutes ... had 26 points, 11 rebounds, four steals and two blocks vs France ... totaled 13 points and 15 rebounds vs Israel and 12 points in 12 minutes vs Poland.

CAREER TRANSACTIONS ... Drafted by the Milwaukee Bucks with the 36th overall pick in the second round of the 2005 NBA Draft ... signed with the Bucks on 8/23/05 ... assigned to Tulsa of the NBA Development League on 11/13/05 ... signed with the Bucks on 7/23/09...re-signed with Milwaukee on 7/12/12.

PERSONAL ... Born in Turkey ... began playing professional basketball at the age of 15 ... has one sister ... his favorite type of food is Italian and steak ... loves to eat his grandpa's old, Turkish cooking ... his favorite sport other than basketball is baseball, and he also loves swimming ... when he was in his early teens, he participated in track, running the 400 meters and other short distances ... claims to be a "master" of PlayStation 2 ... loves classical music ... his favorite music performer is Sarah Brightman ... lists "Lord of the Rings: The Return of the King" as his favorite movie.



BRANDON JENNINGS

#3

POSITION: Guard

HEIGHT: 6-1

WEIGHT: 169

BIRTHDATE: 9/23/89

COLLEGE: N/A

HIGH SCHOOL: Oak Hill Academy (VA)

YEARS PRO: The 2012-13 season
is his 4th in the NBA

DRAFTED: By the Milwaukee Bucks
in the 1st round of the
2009 NBA Draft (10th overall)

NBA REGULAR SEASON STATISTICS

| Season | G-GS | MIN | FG-A | PCT | 3FG-A | PCT | FT-A | PCT | OR-DR-TR | AST | STL | TO | BLK | PTS | RPG | APG | PPG |
|-----------|---------|------|-----------|------|----------|------|---------|------|-------------|------|-----|-----|-----|------|-----|-----|------|
| 09-10 MIL | 82-82 | 2671 | 451-1216 | .371 | 145-388 | .374 | 223-273 | .817 | 49-233-282 | 470 | 105 | 200 | 18 | 1270 | 3.4 | 5.7 | 15.5 |
| 10-11 MIL | 63-61 | 2169 | 361-926 | .390 | 98-303 | .323 | 199-246 | .809 | 42-192-234 | 305 | 95 | 146 | 21 | 1019 | 3.7 | 4.8 | 16.2 |
| 11-12 MIL | 66-66 | 2331 | 469-1121 | .418 | 129-388 | .332 | 193-239 | .808 | 49-177-226 | 365 | 104 | 146 | 22 | 1260 | 3.4 | 5.5 | 19.1 |
| TOTALS | 211-209 | 7171 | 1281-3263 | .393 | 372-1079 | .345 | 615-758 | .811 | 140-602-742 | 1140 | 304 | 492 | 61 | 3549 | 3.5 | 5.4 | 16.8 |

NBA POSTSEASON STATISTICS

| Season | G-GS | MIN | FG-A | PCT | 3FG-A | PCT | FT-A | PCT | OR-DR-TR | AST | STL | TO | BLK | PTS | RPG | APG | PPG |
|----------|------|-----|--------|------|-------|------|-------|------|----------|-----|-----|----|-----|-----|-----|-----|------|
| 2010 MIL | 7-7 | 249 | 49-120 | .408 | 12-41 | .293 | 21-26 | .808 | 5-16-21 | 25 | 8 | 8 | 4 | 131 | 3.0 | 3.6 | 18.7 |
| TOTALS | 7-7 | 249 | 49-120 | .408 | 12-41 | .293 | 21-26 | .808 | 5-16-21 | 25 | 8 | 8 | 4 | 131 | 3.0 | 3.6 | 18.7 |

ITALIAN LEAGUE STATISTICS

| Season | G | FG-A | PCT | 3FG-A | PCT | FT-A | PCT | TR | AST | STL | BLK | PTS | RPG | APG | PPG |
|------------|----|-------|------|-------|------|-------|------|----|-----|-----|-----|-----|-----|-----|-----|
| 08-09 LOTT | 27 | 46-96 | .479 | 12-58 | .207 | 20-31 | .645 | 44 | 61 | 40 | 1 | 148 | 1.6 | 2.3 | 5.5 |
| TOTALS | 27 | 46-96 | .479 | 12-58 | .207 | 20-31 | .645 | 44 | 61 | 40 | 1 | 148 | 1.6 | 2.3 | 5.5 |

EUROLEAGUE STATISTICS

| Season | G | FG-A | PCT | 3FG-A | PCT | FT-A | PCT | TR | AST | STL | BLK | PTS | RPG | APG | PPG |
|------------|----|-------|------|-------|------|-------|------|----|-----|-----|-----|-----|-----|-----|-----|
| 08-09 LOTT | 16 | 32-70 | .457 | 11-41 | .268 | 24-31 | .774 | 25 | 26 | 19 | 1 | 121 | 1.6 | 1.6 | 7.6 |
| TOTALS | 16 | 32-70 | .457 | 11-41 | .268 | 24-31 | .774 | 25 | 26 | 19 | 1 | 121 | 1.6 | 1.6 | 7.6 |

NBA CAREER HIGHS

| MIN | FGM | FGA | 3FGM | FTM | FTA | REBS | ASTS | STLS | BS | PTS |
|--------------------|-------------------|-------------------|--------------------|--------------------|--------------------|-------------------|--------------------|--------------------|--------------------|-------------------|
| 46 (2) | 21 | 34 | 8 | 12 | 13 (2) | 11 (2) | 13 | 5 (4) | 3 (2) | 55 |
| 03/26/11 vs CHI | 11/14/09 vs GS | 11/14/09 vs GS | 03/19/10 at SAC | 01/22/12 at MIA | 01/22/12 at MIA | 03/20/11 vs NY | 01/23/10 vs MIN | 04/06/12 vs CHA | 04/14/12 vs IND | 01/14/09 vs GS |

2011-12 SEASON HIGHLIGHTS ... The only Bucks player, and one of just 15 players across the league, to start all 66 games ... averaged a career-high 19.1 points, along with 3.4 rebounds, 5.5 assists and 1.58 steals ... ranked among the NBA's leaders in scoring (16th), assists (17th) and steals (12th) ... led the Bucks in scoring a team-high 32 times, including 59 games in double figures, 31 games with 20+ points and eight games with 30+ ... led the Bucks in assists 35 times and posted six point/assist double-doubles ... hit three or more three-pointers in a game 22 times, the fifth-highest total in the league ... tied his career high with five steals at Sacramento on 1/5 and vs. Charlotte on 4/6 ... scored a season-high 36 points while making 6-of-12 three-pointers in a win at New York on 1/20 ... recorded 31 points, eight assists, four steals and zero turnovers in a win over Miami on 2/1, becoming just the fourth player in the last decade to hit those marks for points, assists and steals in a game without committing a single turnover (joining Allen Iverson, Kobe Bryant and Stephon Marbury) ... also connected on a season-best seven three-pointers against Miami ... scored 25+ points in four straight games from April 18-23, the longest such streak of his career.



GENERAL
INFO

PRO CAREER ... 2010-11: Appeared in 63 games with 61 starts and averaged a career-high and team-leading 16.2 points, 4.8 assists and 3.7 rebounds in 34.4 minutes per game ... recorded his first career triple-double (20 points, 10 assists, 10 rebounds) against Charlotte on 10/30 ... became one of just two NBA players (along with Elgin Baylor) to score 50+ points and have a triple-double in their first 100 NBA games ... recorded a personal and Bucks season-high 37 points, six rebounds and three assists at New York on 3/25 ... tallied 32 points including six 3-pointers and seven assists against Charlotte on 11/27 ... hit 13-21 from the field for 31 points as well as four assists and three steals at Detroit on 4/8 ... scored 31 points and dished out six assists against the Los Angeles Lakers on 11/16 ... had a career-high 11 rebounds to go along with 19 points and six assists against Golden State on 11/13 ... tied his career-high with 11 boards as well as 14 points and nine assists against New York on 3/20 ... had 10+ assists on four occasions, earning double-doubles in three of those four games and a triple-double in the fourth ... led the Bucks in points 20 times, assists 32 times and steals 23 times ... recorded six double-doubles ... tallied 10+ points in 48 games, 20+ points in 21 games and 30+ points in four games ... with 98 3-pointers this season added to 145 last season, passed Lee Mayberry and Toni Kukoc (231) for 10th place in franchise history ... played in his 100th career game on 12/1 at Denver ... missed 19 games from 12/20 through 1/28 after undergoing surgery to repair a fracture of the fifth metatarsal of his left foot ... **2009-10:** Finished his rookie season with averages of 15.5 points, 5.7 assists and 3.4 rebounds in 82 games (only Bucks player to start all 82 games) ... won the NBA's Eastern Conference Rookie of the Month Award in October/November, December, January and March ... was the first Eastern Conference rookie to ever win the award four times in one season ... appeared in the NBA's Rookie Challenge at the 2010 All-Star Weekend and recorded 22 points, eight assists and six rebounds to help the rookies to a 140-128 win over the sophomores ... also took part in the Skills Challenge along with Steve Nash, Russell Westbrook and Deron Williams ... broke the franchise's rookie single-game scoring record (55 points) and three-pointers made mark (eight) ... set franchise rookie season bests in assists (470) and three-pointers (145) ... led the Bucks in scoring 23 times, rebounds once, assists 51 times and steals 31 times ... became the sixth Bucks player since 1998 to play in all 82 games ... made his NBA debut at Philadelphia on 10/30 and nearly recorded a triple-double with 17 points, nine rebounds and nine assists, all team highs ... would've become just the second player in NBA history (Oscar Robertson in 1960) to produce a triple-double in his first career game ... became the first player in 35 years to lead his team in points, rebounds and assists in his first game (John Drew of the Hawks last accomplished it on 10/18/74 - 32 points, 12 rebounds and three assists) ... recorded 32 points, nine assists and four rebounds against Denver on 11/11 ... scored an NBA season-best 55 points (21-34 FG and 7-8 3FG) against Golden State on 11/14 ... it's the franchise rookie record and was two off the franchise record, the most by an NBA rookie since Earl Monroe had 56 on 2/13/68, the fastest (seven games, previously Wilt Chamberlain: eight games) and youngest (20 years and 52 days) player to top 50 points (previously LeBron James: 20 years and 80 days) ... 45 second half points were the most since Kobe Bryant's 55 on 1/22/06 ... scored 29 points with seven assists and four boards against Charlotte on 11/20 ... produced his first career double-double with 18 points and 11 assists against Portland on 12/12 ... blocked a career-best three shots on 1/8 against Chicago ... dished 11 dimes along with two steals at Utah on 1/16 ... handed out a career-best 13 assists and added 18 points and three steals against Minnesota on 1/23 ... tallied 35 points, with a Bucks rookie record eight three-pointers, eight assists, five rebounds and two steals at Sacramento on 3/19 ... registered 29 points, eight assists, seven rebounds and four steals against Memphis on 3/28 ... swiped a career-high five steals to go with 16 points, seven assists and two boards at Philadelphia on 4/9 ... **2008-09:** Averaged 5.5 points, 1.6 rebounds, 2.3 assists and 1.6 steals in 17.0 minutes in 27 Italian League games with Lottomatica Virtus Roma ... scored in double figures four times, including 14 points vs. Fortitudo, 13 vs. Angelico, 12 vs. Carife and 11 vs. Banca Tercas ... had seven assists vs. Snaidero and six steals vs. Angelico ... in Euroleague competition, averaged 7.6 points, 1.6 rebounds, 1.6 assists and 1.2 steals in 19.0 minutes over 16 appearances ... scored a season-high 17 points vs. Unicaja ... registered 14 points in 18 minutes vs. Union Olimpija and 13 points twice vs. Tau Ceramica.

FRONT
OFFICE

PLAYERS

2011-12
SEASON

STATS &
RECORDS

HISTORY

NBA

OPPONENTS

MEDIA

PLAYOFF HISTORY ... (7 games, 7 starts) ... 2010: Averaged 18.7 points, 3.6 assists, 3.0 rebounds and 1.1 steals in 35.6 minutes ... started all seven of Milwaukee's games against Atlanta and his 18.7 points led the team while his 3.6 assists were second ... made his playoffs debut with 34 points at Atlanta on 4/17, the fourth most by a rookie in his playoff debut and just two points off the record for a rookie in his playoffs debut (36 by Derrick Rose in 2009 and Kareem Abdul-Jabbar in 1970). The 34 points were the most by a Buck in the playoffs since Michael Redd scored 40 on 4/29/06 ... led the Bucks in points (23) and assists (six) on 4/26 ... scored a game-high 25 points on 4/28 at Atlanta.

CAREER TRANSACTIONS ... Drafted by the Milwaukee Bucks with the 10th overall pick in the first round of the 2009 NBA Draft ... signed with the Bucks on 7/28/09 ... had the third-year option on his contract picked up by the Bucks on 10/25/10.

PERSONAL ... Donated \$50,000 to the National Italian American Foundation's (NIAF)/Abruzzo Relief Fund after an earthquake in the town of L'Aquila and other small towns in central Italy in the region of Abruzzo left 298 dead and 65,000 homeless ... the 2008 Naismith and Parade Magazine Player of the Year as a high school senior at Oak Hill Academy ... won the NBA Cares Community Assist Award for the month of February for his charitable efforts while in his home state of California for the 2011 All-Star Weekend ... provided refurbishments to his preschool, Double Rock Learning Center in Compton, CA, and partnered with Under Armour to refurbish his childhood basketball court of Rowley Park in Gardena, Calif. ... leveraged his Under Armour relationship and a partnership with the Good Tidings Foundation to renovate a second Compton, Calif., court this summer.



DORON LAMB
#20

POSITION: Guard

HEIGHT: 6-4

WEIGHT: 210

BIRTHDATE: 11/6/91

COLLEGE: Kentucky

HIGH SCHOOL: Oak Hill Academy (VA)

YEARS PRO: The 2012-13 season

is his rookie year in the NBA

DRAFTED: By the Milwaukee Bucks
in the 2nd round of the
2012 NBA Draft (42nd overall)

COLLEGE STATISTICS

| Season | G-GS | MIN | FG-A | PCT | 3FG-A | PCT | FT-A | PCT | OR-DR-TR | AST | STL | TO | BLK | PTS | RPG | APG | PPG |
|----------|------|------|---------|------|---------|------|---------|------|------------|-----|-----|----|-----|------|-----|-----|------|
| 10-11 UK | 38 | 1078 | 161-324 | .497 | 68-140 | .486 | 79-100 | .790 | 19-56-75 | 62 | 22 | 50 | 6 | 469 | 2.0 | 1.6 | 12.3 |
| 11-12 UK | 40 | 1249 | 175-369 | .474 | 76-163 | .466 | 123-149 | .826 | 15-93-108 | 60 | 19 | 44 | 2 | 549 | 2.7 | 1.5 | 13.7 |
| TOTALS | 78 | 2327 | 336-693 | .485 | 144-303 | .475 | 202-249 | .811 | 34-149-183 | 122 | 41 | 94 | 8 | 1018 | 2.3 | 1.6 | 13.1 |

COLLEGE CAREER HIGHS

| MIN | FGM | FGA | 3FGM | FTM | FTA | REBS | ASTS | STLS | BS | PTS |
|----------|-------------|------------|----------|------------|-----------|------------|-----------|------------|------------|-------------|
| 39 (2) | 11 | 18 | 7 | 8 | 12 | 6 | 8 | 3 | 1 (8) | 32 |
| 03/11/11 | 12/22/10 | 01/08/11 | 12/22/10 | 03/23/12 | 03/25/12 | 12/20/11 | 11/11/11 | 02/05/11 | 12/10/11 | 12/22/10 |
| vs. Miss | vs Winthrop | at Georgia | vs Winth | vs Indiana | vs Baylor | vs Samford | vs Marist | at Florida | at Indiana | vs Winthrop |

2011-12 SEASON HIGHLIGHTS ... Started 35 of Kentucky's 40 games ... led the team with an 82.6% mark from the free throw line and 76 made 3-pointers ... ranked second on the national champs in scoring (13.7 ppg) while converting 46.6 percent from three-point range ... selected Second Team All-SEC ... with a team-high 22 points in the win over Kansas in the National Championship game, Lamb was selected to the Final Four All-Tournament Team ... named to East Region All-Tournament team ... averaged 16.5 points and shot 55.6 percent (10-of-18) from three-point range in the NCAA Tournament ... recorded 21 points in a win over Indiana in the Sweet 16 ... led Kentucky in scoring with 16 points in an SEC Tournament win over Florida on 3/4 ... led Kentucky in scoring for a third-straight game with 16 points in a win over Ole Miss on 2/18 ... played a season-high 37 minutes while leading Kentucky with 16 points in a win at Vanderbilt on 2/11 ... led Kentucky in scoring with 18 points, including four 3-pointers, in a win over Florida on 2/7 ... matched a season-high with 26 points, including 4-of-6 from 3-point range, and a career-high six rebounds in a win over Samford on 12/20 ... poured in a team-high 24 points while adding a career-high six rebounds in a win over Chattanooga on 12/17 ... had 14 points and added a pair of 3-pointers in the win over North Carolina on 12/3 ... had his first 20-point outing of the season with a team-high 26 points, which included a perfect 7-for-7 performance at the free throw line, in a win over Penn State on 11/19 ... Led UK with 17 points in a victory over No. 11 Kansas on 11/15 ... tallied 15 points while also adding career-highs in assists (8) and rebounds (5) in a the season-opening win over Marist on 11/11.

PRO CAREER ... 2012 NBA Summer League: Appeared in four games for Milwaukee's entry in the 2012 NBA Summer League in Las Vegas, averaging 14.0 points and 2.8 rebounds in 28.9 minutes per game ... shot 45.5% from the field and a team-best 88.9% (16-18) from the free throw line ... tallied a team-high 20 points on 6-of-12 shooting from the field and 8-of-9 from the stripe in the win over New Orleans on 7/16.



COLLEGE ... The top three-point shooter in school history, hitting 47.5 percent of his three-point attempts ... became a member of the 1,000-point club in Kentucky's win over Kansas in the 2012 National Championship Game, finishing his career with 1,018 points ... 2010-11: Played in all 38 games for Kentucky, starting 14, and averaging 12.3 points per game ... connected on 3-of-5 3-point attempts vs. UConn in the Final Four on 4/2 ... led UK for the second straight game with 15 points vs. Alabama in the SEC Tournament semifinals ... Led UK with 19 points vs. Ole Miss in the SEC Tourney quarterfinals on 3/11 ... Scored 18 points vs. South Carolina in a home win on 2/19 ... totaled 20 points on 7-of-8 shooting vs. Miss. State on 2/15 ... had a career-high three steals at Florida on 2/5 ... scored a team-high 19 points in home win over Georgia on 1/29 ... sealed win at South Carolina by hitting four-straight free throws in the closing seconds on 1/22 ... averaged 4.7 assists per game when starting ... dished out a career-high seven assists against Auburn in his first collegiate start on 1/11 ... set a then-UK freshman record with 32 points on 11-of-12 shots from the field and 7-of-8 from behind the arc against Winthrop on 12/22 ... hit 3-of-4 3-pointers against UNC and was 7-of-12 from the field on 12/4 ... scored 20 points in his collegiate debut against Eastern Tennessee State, shooting 7-of-10 from the field and 3-of-5 on 3-pointers, on 11/12 ... Along with Terrence Jones, became the first freshman duo in UK history to score 20 points in their debut.

HIGH SCHOOL ... Averaged 23 points, six rebounds, and four assists his senior season ... played two years at renowned Oak Hill Academy in Mouth of Wilson, Va. ... received McDonald's All-America and Jordan Brand Classic All-America honors as a senior ... scored 12 points in McDonald's All-American game in helping lead the West to 107-104 win ... scored 11 points in helping lead the West to a 129-125 win at the 2010 Jordan Brand Classic All-American game ... Ranked as the fifth-best shooting guard of 2010 by Scout.com, third-best shooting guard and No. 21 overall prospect of 2010 by Rivals.com and No. 29 overall prospect by ESPN.

CAREER TRANSACTIONS ... Selected by the Bucks with the 42nd overall pick in the 2012 NBA Draft ... signed his first NBA contract with Milwaukee on 7/11/12.

PERSONAL ... Parents are Bridgette Grant and Calvin Lamb ... spent two years at Oak Hill Academy while in high school, a program which has produced 22 NBA players including 10 that were on rosters in 2011-12 (including Bucks teammate Brandon Jennings) ... enjoys playing video games and shopping (especially for shoes) in his spare time ... likes working with children and encouraging them to stay in school ... hopes to someday create his own line of T-shirts ... on Twitter as @DLamb20.

GENERAL
INFO

FRONT
OFFICE

PLAYERS

2011-12
SEASON

STATS &
RECORDS

HISTORY

NBA

OPPONENTS

MEDIA



LUC RICHARD MBAH A MOUTE

#12

POSITION: Forward

HEIGHT: 6-8

WEIGHT: 230

BIRTHDATE: 9/9/86

COLLEGE: UCLA

HIGH SCHOOL: Monteverde Academy (FL)

YEARS PRO: The 2012-13 season

is his 5th in the NBA

DRAFTED: By the Milwaukee Bucks

in the 2nd round of the

2008 NBA Draft (37th overall)

NBA REGULAR SEASON STATISTICS

| Season | G-GS | MIN | FG-A | PCT | 3FG-A | PCT | FT-A | PCT | OR-DR-TR | AST | STL | TO | BLK | PTS | RPG | APG | PPG |
|-----------|---------|------|----------|------|-------|------|---------|------|--------------|-----|-----|-----|-----|------|-----|-----|-----|
| 08-09 MIL | 82-52 | 2114 | 227-491 | .462 | 0-4 | .000 | 140-192 | .729 | 189-298-487 | 87 | 87 | 100 | 45 | 594 | 5.9 | 1.1 | 7.2 |
| 09-10 MIL | 73-62 | 1866 | 177-369 | .480 | 6-17 | .353 | 93-133 | .699 | 171-229-400 | 81 | 60 | 70 | 39 | 453 | 5.5 | 1.1 | 6.2 |
| 10-11 MIL | 79-52 | 2093 | 198-428 | .463 | 0-7 | .000 | 133-188 | .707 | 169-251-420 | 68 | 72 | 77 | 28 | 529 | 5.3 | 0.9 | 6.7 |
| 11-12 MIL | 43-22 | 1009 | 133-261 | .510 | 1-4 | .250 | 66-103 | .641 | 77-150-227 | 29 | 40 | 39 | 22 | 333 | 5.3 | 0.7 | 7.7 |
| TOTALS | 277-188 | 7082 | 735-1549 | .474 | 7-32 | .219 | 432-616 | .701 | 606-928-1534 | 265 | 259 | 286 | 134 | 1909 | 5.5 | 1.0 | 6.9 |

NBA POSTSEASON STATISTICS

| Season | G-GS | MIN | FG-A | PCT | 3FG-A | PCT | FT-A | PCT | OR-DR-TR | AST | STL | TO | BLK | PTS | RPG | APG | PPG |
|----------|------|-----|-------|------|-------|------|-------|------|----------|-----|-----|----|-----|-----|-----|-----|-----|
| 2010 MIL | 7-7 | 178 | 26-50 | .520 | 0-2 | .000 | 12-20 | .600 | 14-25-39 | 5 | 2 | 7 | 0 | 64 | 5.6 | 0.7 | 9.1 |
| TOTALS | 7-7 | 178 | 26-50 | .520 | 0-2 | .000 | 12-20 | .600 | 14-25-39 | 5 | 2 | 7 | 0 | 64 | 5.6 | 0.7 | 9.1 |

NBA CAREER HIGHS

| MIN | FGM | FGA | 3FGM | FTM | FTA | REBS | ASTS | STLS | BS | PTS |
|----------|----------|----------|----------|----------|----------|----------|----------|----------|----------|----------|
| 47 | 10 | 16 (2) | 1 (7) | 13 | 13 | 19 | 5 | 5 (2) | 3 (2) | 22 |
| 11/27/10 | 03/16/12 | 11/15/08 | 04/19/12 | 03/20/11 | 03/20/11 | 02/03/11 | 02/03/11 | 03/12/11 | 03/20/11 | 03/16/12 |
| vs CHA | at GSW | vs BOS | at IND | vs NY | vs NY | at GS | at GS | vs PHI | vs NY | at GSW |

2011-12 SEASON HIGHLIGHTS ... Appeared in 43 games for the Bucks (22 starts) ... averaged career highs in scoring (7.7 ppg) and field goal percentage (.510), along with 5.3 rebounds and 0.7 assists per game ... missed 20 games due to injury (19 due to tendonitis and soreness in his right knee and one due to left shoulder pain) ... averaged 8.1 points and 5.5 rebounds as a starter, with Milwaukee going 12-10 in those games ... scored in double figures 10 times and topped 20 points twice (the Bucks were 9-1 when Mbah a Moute tallied 10+ points) ... had three double-doubles ... swiped a season-high four steals at Atlanta on 3/2 ... tallied a career-high 22 points to go with a season-high 17 rebounds on 3/16 at Golden State.

PRO CAREER ... 2010-11: Appeared in 79 games (52 starts) and averaged 6.7 points and 5.3 rebounds in 26.5 minutes per game ... recorded a career-high 19 rebounds along with 15 points on 6-12 from the field and a season-high five assists in 41 minutes at Golden State on 2/3 ... tallied a season-high 19 points on 8-13 shooting, seven rebounds and two steals against Boston on 3/6 ... matched his season-high with 19 points, including a career-high 13 free throws, as well as eight rebounds, three steals and a career-high-tying three blocks against New York on 3/20 ... tied his career-high with five steals and added 14 points, 12 rebounds and three assists against Philadelphia on 3/12 ... swiped four steals against Chicago on 2/26 ... recorded 10 points and 15 rebounds at Indiana on 11/5 ... tallied 10 points and 14 rebounds in 29 minutes against Toronto on 2/8 ... recorded 14 points, 12 rebounds and three steals at Miami on 4/6 ... recorded a career-high eight double-doubles and 25 games with double-digit scoring ... led the Bucks in rebounding 11 times, steals 17 times and blocks six times ... from 3/16 through 3/28, recorded a career-high seven consecutive games with double-digit scoring ... played in his 200th career game on 1/31 at the Los Angeles Clippers ... missed one game on 10/27 with a right ankle injury and two



games from 3/1-3/4 with flu-like symptoms and a stomach virus ... **2009-10:** Appeared in 73 games (62 starts) in his second season in the NBA ... averaged 6.2 points and 5.5 rebounds with a career-best 48.0 field goal percentage (previous 46.2) ... led the team in rebounding nine times, steals 13 times and blocks 10 times ... produced four double-doubles and 17 games in double-digit scoring ... grabbed a season-best 12 rebounds with eight points on 11/14 against Golden State ... recorded 16 points with four rebounds, two steals and a block against Toronto on 12/9 ... scored 14 points on 5-5 field goals against Sacramento on 12/19 ... registered 15 points with eight rebounds on 1/18 at Houston ... tallied 16 points with six rebounds, two steals and two blocks at New York on 2/5 ... scored a season-best 18 points with 11 boards on 2/6 against Indiana ... equaled his season-high in rebounds with 12 and eight points (4-4 FGs) on 2/10 at New Jersey ... matched his season-high with 18 points while adding eight rebounds against Houston on 2/17 ... registered a double-double with 11 points and 11 rebounds at New York on 2/22 ... had a double-double with 10 points and 10 rebounds on 2/24 against New Orleans ... notched a double-double with 10 points and 11 boards on 3/6 against Cleveland ... tallied 13 points with nine rebounds at Philadelphia on 4/9 ... missed nine games from 11/18-12/2 due to a left foot sprain ... on the Inactive List for seven games ... **2008-09:** Appeared in all 82 games (52 starts) as a rookie and averaged 25.8 minutes ... ranked 16th among rookies with 7.2 points, fifth with 5.9 rebounds, fourth with 1.1 steals and 10th with 25.8 minutes ... led the team in blocks 27 times, steals a team-high 23 times, rebounds 14 times and scored in double figures 25 times ... had 10 games of 10+ rebounds and four double-doubles ... made his professional debut on 10/28 at Chicago and finished with six points, two rebounds, two steals, one assist and one block ... netted 17 points on 8-10 shooting to go along with six boards 11/5 against Washington ... scored 19 points to go along with 17 rebounds on 11/14 at Memphis ... swiped four steals at L.A. Lakers on 12/7 ... scored 16 points and grabbed nine rebounds at New York on 12/19 ... recorded 16 points on 6-8 shooting with six boards and a career-high three blocks at Sacramento on 1/16 ... snagged four steals at Indiana on 1/28 ... scored eight points and added 11 rebounds against Indiana on 2/11 ... tallied a career-high 21 points (7-8 FGs) while adding 11 rebounds at Chicago on 3/6 ... scored 10 points to go along with four rebounds, three steals and two assists on 4/11 against Oklahoma City ... closed out the season with 19 points, 11 rebounds, three assists and a steal at Indiana on 4/15.

PLAYOFF HISTORY ... (7 games, 7 starts) ... 2010: Averaged 9.1 points and 5.6 rebounds while shooting 52.0 percent from the floor ... averaged 25.4 minutes while starting all seven of Milwaukee's playoff games against Atlanta ... scored 12 points to go with five rebounds on 4/24 against Atlanta ... tallied 13 points with six rebounds on 5/2 at Atlanta.

COLLEGE ... 2007-08: Earned Honorable Mention All-Pac-10 and Honorable Mention All-Defensive Team honors ... Averaged 8.8 points and 6.0 rebounds (tied for 11th in the Pac-10) during his junior season at UCLA ... missed six games due to a variety of injuries ... scored in double figures 12 times ... posted seven double-doubles ... registered a season-high 21 points on 7-10 shooting and grabbed eight rebounds vs. Davidson ... tallied 12 points and a season-high 13 rebounds at Michigan ... recorded 10 points and 11 rebounds vs. Stanford and 12 points and 10 rebounds vs. Cal in back-to-back games ... led team with 14 points and seven rebounds vs. Texas ... tallied 13 points, 13 rebounds and a season-high three steals vs. Xavier in the Regional Finals of the NCAA Tournament ... notched a double-double of 12 points and 13 rebounds vs. Memphis in the Final Four ... **2006-07:** Averaged 8.2 points and a team-high 7.4 rebounds (ranked seventh in the Pac-10) during his sophomore season ... also ranked third in the league in steals (1.7 spg) ... started all 35 games he played, missing just one contest due to a sprained right knee ... scored in double figures 13 times and registered four double-doubles ... opened the season by scoring a career-high 24 points and grabbing 11 rebounds vs. BYU ... shot 8-12 from the field on his way to 18 points vs. Kentucky in the Maui Invitational ... tallied 15 points, 12 rebounds, four blocks and four steals vs. Oregon ... pulled down a career-high 14 rebounds vs. Arizona State ... grabbed a team-high 12 rebounds vs. Indiana in the second round of the NCAA Tournament ... **2005-06:** Averaged 9.1 points and 8.2 rebounds ... started 38 of 39 games ... posted eight double-doubles ... recorded 15 points and 10 rebounds at Oregon and registered 14 points and 10 rebounds in the re-match ... tallied 12 points and 9 rebounds at Stanford ... pulled down a season-high-tying 13 rebounds vs. West Virginia ... scored a season-high 17 points, grabbed eight rebounds and dished out a career-high six assists vs. in the first round of the NCAA Tournament ... posted a double-double of 14 points and 10 rebounds vs. Gonzaga in the Sweet 16 ... matched his season-high of 17 points vs. LSU in the Final Four ... shared the team lead with 10 rebounds in the National Championship game vs. Florida.

INTERNATIONAL CAREER ... Currently a member of Cameroon's national team and participated in the 2007 FIBA Africa Championship where they won the silver medal, falling to Angola in the gold medal game ... Cameroon finished the tournament 5-1.

CAREER TRANSACTIONS ... Drafted by the Milwaukee Bucks in the second round (37th overall) of the 2008 NBA Draft ... signed with the Bucks on 7/9/08 ... Bucks matched Denver offer sheet and re-signed him to a multi-year contract on 12/13/11.

PERSONAL ... Born in Yaounde, Cameroon ... is the prince in his village of Bafia (Bia Messe) in Cameroon ... last name is pronounced "BAH-ah-MOO-tay" ... has five brothers and three sisters ... likes to eat chicken, pasta and fruit before games ... working on starting a foundation aimed at fighting poverty and giving educational opportunities to children in Africa ... traveled to Senegal in August 2010, along with then-assistant coach Kelvin Sampson, to assist with the NBA's Basketball Without Borders camp ... again participated in Basketball Without Borders Africa this offseason, when he travelled to Johannesburg, South Africa with a contingent of NBA players and coaches including Bucks assistant coach Jim Boylan ... was a camper at the inaugural Basketball Without Borders Africa camp in 2003 ... when he's not playing basketball, he enjoys watching TV, playing video games and talking to friends and family from back home ... says he's learning how to play the guitar ... lists his father, Mr. Camille Moute a Bidas, as the person he most admires ... in addition to basketball, he also enjoys watching soccer, football and tennis ... would one day like to meet Nelson Mandela ... if he had to pick his own NBA team colors, he would pick green, red and yellow ... is on Twitter as @Mbahamoute.



JOEL PRZYBILLA

#10

POSITION: Center

HEIGHT: 7-1

WEIGHT: 255

BIRTHDATE: 10/10/79

COLLEGE: Minnesota

HIGH SCHOOL: Monticello HS (MN)

YEARS PRO: The 2012-13 season

is his 13th in the NBA

DRAFTED: By the Houston Rockets

in the 1st round of the

2000 NBA Draft (9th overall)

NBA REGULAR SEASON STATISTICS

| Season | G-GS | MIN | FG-A | PCT | 3FG-A | PCT | FT-A | PCT | OR-DR-TR | AST | STL | TO | BLK | PTS | RPG | APG | PPG |
|---------------|---------|-------|----------|------|-------|------|---------|------|----------------|-----|-----|-----|-----|------|-----|-----|-----|
| 00-01 MIL | 33-13 | 270 | 12-35 | .343 | 0-0 | — | 3-11 | .273 | 29-42-71 | 2 | 3 | 13 | 30 | 27 | 2.2 | 0.1 | 0.8 |
| 01-02 MIL | 71-62 | 1128 | 76-142 | .535 | 0-1 | .000 | 38-90 | .422 | 78-205-283 | 21 | 20 | 43 | 118 | 190 | 4.0 | 0.3 | 2.7 |
| 02-03 MIL | 32-17 | 546 | 18-46 | .391 | 0-0 | — | 12-24 | .500 | 48-97-145 | 12 | 10 | 19 | 45 | 48 | 4.5 | 0.4 | 1.5 |
| 03-04 MIL/ATL | 17-12 | 347 | 18-50 | .360 | 0-0 | — | 13-31 | .419 | 32-79-111 | 7 | 5 | 18 | 17 | 49 | 6.5 | 0.4 | 2.9 |
| 04-05 POR | 76-50 | 1858 | 199-333 | .598 | 0-0 | — | 90-174 | .517 | 178-410-588 | 74 | 24 | 98 | 163 | 488 | 7.7 | 1.0 | 6.4 |
| 05-06 POR | 56-52 | 1395 | 131-239 | .548 | 0-0 | — | 82-154 | .532 | 146-245-391 | 43 | 20 | 76 | 130 | 344 | 7.0 | 0.8 | 6.1 |
| 06-07 POR | 43-43 | 701 | 37-78 | .474 | 0-0 | — | 10-27 | .370 | 59-109-168 | 12 | 10 | 40 | 67 | 84 | 3.9 | 0.3 | 2.0 |
| 07-08 POR | 77-67 | 1819 | 144-250 | .576 | 0-1 | .000 | 83-122 | .680 | 195-454-649 | 27 | 13 | 95 | 93 | 371 | 8.4 | 0.4 | 4.8 |
| 08-09 POR | 82-43 | 1952 | 168-269 | .625 | 0-1 | .000 | 112-169 | .663 | 204-513-717 | 27 | 34 | 78 | 97 | 448 | 8.7 | 0.3 | 5.5 |
| 09-10 POR | 30-9 | 681 | 45-86 | .523 | 0-0 | — | 33-51 | .647 | 72-166-238 | 8 | 8 | 39 | 43 | 123 | 7.9 | 0.3 | 4.1 |
| 10-11 POR/CHA | 31-9 | 445 | 21-34 | .618 | 0-0 | — | 13-23 | .565 | 28-93-121 | 13 | 5 | 22 | 14 | 55 | 1.8 | 3.9 | 0.4 |
| 11-12 POR | 27-19 | 449 | 22-48 | .458 | 0-0 | — | 11-18 | .611 | 29-109-138 | 6 | 4 | 22 | 16 | 55 | 5.1 | 0.2 | 2.0 |
| TOTALS | 580-396 | 11666 | 895-1620 | .552 | 0-3 | .000 | 501-898 | .558 | 1107-2537-3644 | 252 | 156 | 570 | 834 | 2291 | 6.3 | 0.4 | 4.0 |

NBA POSTSEASON STATISTICS

| Season | G-GS | MIN | FG-A | PCT | 3FG-A | PCT | FT-A | PCT | OR-DR-TR | AST | STL | TO | BLK | PTS | RPG | APG | PPG |
|----------|------|-----|-------|------|-------|-----|------|------|----------|-----|-----|----|-----|-----|-----|-----|-----|
| 2001 MIL | 1-0 | 2 | 0-0 | — | 0-0 | — | 0-0 | — | 0-0-0 | 0 | 0 | 0 | 0 | 0 | 0.0 | 0.0 | 0.0 |
| 2003 MIL | 4-3 | 33 | 1-11 | .000 | 0-0 | — | 0-0 | — | 2-8-10 | 1 | 0 | 1 | 2 | 2 | 2.5 | 0.3 | 0.5 |
| 2009 POR | 6-6 | 162 | 10-18 | .556 | 0-0 | — | 3-6 | .500 | 19-25-44 | 8 | 4 | 3 | 12 | 23 | 7.3 | 1.3 | 3.8 |
| TOTALS | 11-9 | 197 | 11-19 | .579 | 0-0 | — | 3-6 | .500 | 21-33-54 | 9 | 4 | 4 | 14 | 25 | 4.9 | 0.8 | 2.3 |

NBA CAREER HIGHS

| MIN | FGM | FGA | 3FGM | FTM | FTA | REBS | ASTS | STLS | BS | PTS |
|--------------------|--------------------|--------------------|------|--------------------|--------------------|--------------------|--------------------|--------------------|--------------------|--------------------|
| 44 (2) | 8 (6) | 16 | N/A | 6 (3) | 10 | 26 | 4 (7) | 3 (4) | 9 | 19 (2) |
| 12/12/09 at MIL | 11/30/05 at WAS | 03/16/05 at HOU | | 11/13/09 at NOH | 01/21/02 at DET | 03/22/08 at LAC | 02/04/06 at DEN | 11/22/08 at PHX | 04/02/06 at SEA | 04/06/05 vs GSW |

2011-12 SEASON HIGHLIGHTS ... Posted averages of 2.0 points, 5.1 rebounds, 0.59 blocks and 16.6 minutes in 27 games (19 starts) after signing with Portland as a free agent on 2/27 ... grabbed a season-high 14 rebounds on 4/11 vs. Golden State ... started 19 consecutive outings after making his first start on 3/16 at Chicago ... blocked two shots on 4/15 at Sacramento, surpassing Jerome Kersey for fourth place on Portland's all-time list with 623 career blocked shots as a Trail Blazer ... pulled down 11 rebounds on 3/18 at Oklahoma City ... appeared in his first game in nearly a year against Miami on 3/1, finishing with four points (1-of-2 FG), two blocks, and six rebounds in 19 minutes of action ... led the team in rebounding on four different occasions in 2011-12.



PRO CAREER ... Holds career averages of 4.0 points (55.2% FG), 6.3 rebounds, 1.43 blocks and 20.1 minutes in 580 games (396 starts) ... posted averages of 4.6 points (57.2% FG), 7.1 rebounds, 1.63 blocked shots and 22.0 minutes in 422 games (292 starts) with Portland from 2004-12 ... notched 37 career double-doubles, including 36 with Portland ... **2010-11:** Averaged 1.8 points, 40 rebounds and 14.4 minutes in 36 games (nine starts) with Portland and Charlotte ... before being traded to the Bobcats on 2/24, posted averages of 1.8 points and 3.9 rebounds in 31 games (nine starts) with the Trail Blazers ... blocked a season-high three shots on 2/13 at Detroit ... in his first start since injuring his knee on 12/22/09, grabbed seven rebounds and scored two points on 1/20 against the Clippers ... recorded season highs in minutes (29), rebounds (11) and assists (three) on 1/19 at Sacramento ... posted a season-high six points (3-3 FG) on 1/17 vs. Minnesota ... passed Clyde Drexler for fifth in franchise history for blocks (596) on 12/13 at Memphis ... totaled four points and seven rebounds in 20 minutes during his first game of the season on 12/3 at Washington ... missed first 18 games of the season due to a right knee injury and the stomach flu ... **2009-10:** Posted averages of 4.1 points, 7.9 rebounds, 1.43 blocks and 22.7 minutes in 30 games (nine starts) ... underwent surgery to repair a ruptured right patella tendon on 12/24/09, after suffering the injury on 12/22 at Dallas ... underwent surgery to repair a re-ruptured right patella tendon on 3/8/10 ... in 29 games before injury, placed second on team in rebounds, offensive rebounds (2.4) and blocked shots ... pulled in double figures in rebounds in six straight games from 12/11-20 for first time since a seven-game stretch in March of 2005 ... in 21 games as a reserve, led NBA in rebounds (154), and ranked second in offensive rebounds (50) and blocked shots (27) before entering the starting lineup on 12/7 ... **2008-09:** Averaged 5.5 points, a career-best 8.7 rebounds, 1.18 blocks and 23.8 minutes in 82 games (43 starts) ... led Portland in rebounds in a team-high 43 games (inc. ties) ... pulled down double figures in rebounds 34 times, including 14 games of 14 or more boards ... led the team in field goal shooting (62.5%), rebounds (8.7) and blocks (1.18) ... was the only Trail Blazer to appear in all 82 games, doing so for the first time in his career ... **2007-08:** Posted averages of 4.8 points, 8.4 rebounds, 1.21 blocked shots, 23.6 minutes and a 57.8 percent field goal mark ... his 26 rebounds on 3/22 at L.A. Clippers tied him with LeRoy Ellis and Bill Walton for the most in franchise history in a regulation game, and fell just one shy of Sidney Wicks' team-record 27 (set in 20T) ... **2006-07:** In 43 games (all starts), averaged 2.0 points, 3.9 rebounds, a team-high 1.56 blocked shots and 16.3 minutes ... **2005-06:** Averaged 6.1 points, 7.0 rebounds, 2.32 blocks and 24.9 minutes in 56 games (52 starts) ... missed 25 games because of patella tendonitis in his right knee ... ranked seventh in NBA for the second consecutive year in blocks per game (2.32) ... tied a franchise record for most blocked shots in a game with a career-high nine on 4/2 at Seattle ... **2004-05:** Averaged 6.4 points, 7.7 rebounds, 2.14 blocked shots and 24.4 minutes in 76 games (50 starts) ... finished seventh in NBA in blocked shots (2.14) ... led team with a 59.8 percent field goal shooting mark ... **2003-04:** In 12 games (all starts) with Atlanta, averaged 4.0 points, 8.4 rebounds, 1.42 blocked shots and 26.2 minutes ... appeared in five games with Milwaukee before being traded ... averaged 0.2 points and 2.0 rebounds in 33 minutes of action with the Bucks ... **2002-03:** Saw action in 32 games with the Bucks and averaged 1.5 points, 4.5 rebounds, 1.40 blocks and 17.1 minutes ... sat out the first 13 games with left ankle bone spurs, then was on injured list for 31 games because of ankle soreness ... **2001-02:** Averaged 2.7 points, 4.0 rebounds, 1.66 blocks and 15.9 minutes in 71 games (62 starts) ... **2000-01:** In 33 games (13 starts), averaged 0.8 points, 2.2 rebounds and 0.91 blocks.

COLLEGE ... Played two seasons at Minnesota before entering the NBA Draft ... **1999-00:** Averaged 14.2 points, 8.4 rebounds, 3.9 blocks and shot 61.3 percent from the field in 21 games during his sophomore season with the Golden Gophers ... ranked fourth in the nation in blocks ... finished first in the Big Ten in field goal percentage, second in blocks and third in rebounds ... **1998-99:** Earned Basketball News All-American recognition as a freshman ... started 26 of 28 games as a freshman and finished eighth in the nation in blocked shots with a 3.0 average.

PLAYOFF HISTORY ... (11 games, 9 starts) ... Averaged 2.3 points (57.9% FG), 4.9 rebounds, 1.27 blocked shots and 17.9 minutes in 11 career playoff games (nine starts) ... **2009:** Started all six games for Portland, averaging 3.8 points (10-18 FG), 7.3 rebounds (3.2 off.), 2.00 blocks and 27.0 minutes ... led team in rebounds three times (inc. ties) ... **2003:** Started three of Milwaukee's five playoff games, and averaged 0.5 points and 2.0 rebounds in 8.3 minutes per game ... **2001:** Appeared in one game, playing two minutes for Milwaukee in Game 2 vs. Philadelphia.

CAREER TRANSACTIONS ... Drafted by the Houston Rockets with the 9th overall pick in the first round of the 2000 NBA Draft ... traded to Milwaukee in a draft-night deal on 6/28/00 in exchange for Jason Collier and a future first-round pick ... dealt to Atlanta on 2/15/04 as part of a three-team trade that also sent Tim Thomas to New York and brought Keith Van Horn to Milwaukee ... signed as a free agent with Portland on 8/25/04 ... traded to Charlotte along with Dante Cunningham, Sean Marks and a future first-round pick (later dealt to Milwaukee and used to select current-teammate Tobias Harris) in exchange for Gerald Wallace ... signed as a free agent with Portland on 2/27/12 ... signed as a free agent with Milwaukee on 8/9/12.

PERSONAL ... Full name is Joel Anthony Przybilla (pronounced Priz-Bil-ah) ... married to Noelle, and father to Anthony and Jayden ... owns an English bulldog named Beanie ... an avid outdoorsman, Joel loves to fish ... boxes during the off-season as one way to stay in shape ... lists his favorite movie as "The Big Lebowski" ... at Monticello High School, he was a two-time winner of Minnesota's Associated Press Player of the Year Award.

GENERAL
INFO

FRONT
OFFICE

PLAYERS

2011-12
SEASON

STATS &
RECORDS

HISTORY

NBA

OPPONENTS

MEDIA



LARRY SANDERS
#8

POSITION: Forward

HEIGHT: 6-11

WEIGHT: 235

BIRTHDATE: 11/21/88

COLLEGE: Virginia Commonwealth

HIGH SCHOOL: Port St. Lucie (FL)

YEARS PRO: The 2012-13 season

is his 3rd in the NBA

DRAFTED: By the Milwaukee Bucks

in the 1st round of the

2010 NBA Draft (15th overall)

NBA REGULAR SEASON STATISTICS

| Season | G-GS | MIN | FG-A | PCT | 3FG-A | PCT | FT-A | PCT | OR-DR-TR | AST | STL | TO | BLK | PTS | RPG | APG | PPG |
|-----------|--------|------|---------|------|-------|------|-------|------|-------------|-----|-----|----|-----|-----|-----|-----|-----|
| 10-11 MIL | 60-12 | 872 | 116-268 | .433 | 0-0 | --- | 28-50 | .560 | 59-119-178 | 16 | 22 | 38 | 72 | 260 | 3.0 | 0.3 | 4.3 |
| 11-12 MIL | 52-0 | 643 | 84-184 | .457 | 0-2 | .000 | 18-38 | .474 | 62-98-160 | 33 | 32 | 43 | 76 | 186 | 3.1 | 0.6 | 3.6 |
| TOTALS | 112-12 | 1515 | 200-452 | .442 | 0-2 | .000 | 46-88 | .523 | 121-217-338 | 49 | 54 | 81 | 148 | 446 | 3.0 | 0.4 | 4.0 |

COLLEGE STATISTICS

| Season | G-GS | MIN | FG-A | PCT | 3FG-A | PCT | FT-A | PCT | OR-DR-TR | AST | STL | TO | BLK | PTS | RPG | APG | PPG |
|-----------|--------|------|---------|------|-------|------|---------|------|-------------|-----|-----|-----|-----|------|-----|-----|------|
| 07-08 VCU | 32-16 | 531 | 63-125 | .504 | 0-0 | -- | 31-68 | .456 | 50-115-165 | 4 | 11 | 25 | 95 | 157 | 5.2 | 0.1 | 4.9 |
| 08-09 VCU | 34-34 | 904 | 156-306 | .510 | 0-0 | -- | 72-129 | .558 | 98-194-292 | 13 | 22 | 72 | 92 | 384 | 8.6 | 0.4 | 11.3 |
| 09-10 VCU | 35-32 | 941 | 196-367 | .534 | 4-16 | .250 | 107-167 | .641 | 106-213-319 | 34 | 26 | 58 | 90 | 503 | 9.1 | 1.0 | 14.4 |
| TOTALS | 101-82 | 2376 | 415-798 | .520 | 4-16 | .250 | 210-364 | .577 | 254-522-776 | 51 | 59 | 155 | 277 | 1044 | 7.7 | 0.5 | 10.3 |

NBA CAREER HIGHS

| MIN | FGM | FGA | 3FGM | FTM | FTA | REBS | ASTS | STLS | BS | PTS |
|--------------------|--------------------|--------------------|------|--------------------|--------------------|--------------------|--------------------|--------------------|--------------------|--------------------|
| 34 | 7 (2) | 12 (3) | -- | 4 (2) | 6 (2) | 12 | 4 | 4 | 8 | 15 |
| 12/01/10 at DEN | 04/07/12 vs POR | 04/25/12 vs PHI | | 12/01/10 at DEN | 04/14/12 vs IND | 02/20/12 vs ORL | 01/05/12 at SAC | 04/25/12 vs PHI | 12/01/10 at DEN | 01/05/11 at ORL |

2011-12 SEASON HIGHLIGHTS ... Averaged 3.6 points, 3.1 rebounds and 1.46 blocks in 52 games during his second season ... led the Bucks in blocks a team-high 26 times despite averaging just 12.4 minutes per game ... posted 23 multi-block games on the season, third-most in the NBA by a reserve ... recorded three games with 10+ points, two games with 10+ rebounds and one double-double ... handed out a career-high four assists at Sacramento on 1/5 ... posted his lone double-double of the season with 13 points and a season-high 12 rebounds vs. Orlando on 2/20 ... tallied a season-high 14 points on 4/7 vs. Portland ... recorded a career-high four steals and a season-high five blocks vs. Philadelphia on 4/25, becoming the first Bucks player in over 25 years to reach both of those numbers in a single game ... missed one game due to illness (2/10) and two due to an NBA suspension (4/21-23).



PRO CAREER ... 2010-11: Appeared in 60 games with 12 starts in his rookie season with averages of 4.3 points, 3.0 rebounds and 1.2 blocks in 14.5 minutes ... recorded a career-high 15 points on 7-10 shooting and eight rebounds at Orlando on 1/5 ... earned his first double-double on 12/1 at Denver, tallying 14 points and a career-high 10 rebounds, along with eight blocks which was an NBA season-high at the time ... scored 10 points on 6-9 from the field and five rebounds against Cleveland on 3/9 ... tallied 12 points, six rebounds and three blocks against Memphis on 1/22 ... blocked five shots against Philadelphia on 3/12 ... recorded eight points, 10 rebounds and two blocks at Detroit on 11/26 ... recorded multiple blocks in 20 games ... scored in double figures in nine contests ... led the Bucks in blocks 19 times, steals four times and rebounds twice ... played two games (2/23-24) with the NBA Development League's Fort Wayne Mad Ants and averaged 10.5 points, 10.0 rebounds and 2.5 blocks ... missed one game on 2/2 due to illness and five games (2/8-2/12, 3/30) with back spasms ... had 13 DNP-CDs.

COLLEGE ... Team was 75-27 during his three seasons with two regular season CAA titles and one postseason CAA title ... two-time CAA Defensive Player of the Year ... **2009-10:** Averaged 14.4 points, 9.1 rebounds and 2.6 blocks ... First-Team CAA ... CAA's Defensive Player of the Year ... led team in scoring in 19 of 36 games and in rebounding in 29 of 36 games ... finished in the top five in the CAA in scoring, rebounding, blocked shots and field goal percentage ... tallied a career-high 31 points on 11-13 shooting in win over Hofstra ... had 14 double-doubles ... **2008-09:** Finished year averaging 11.3 points and 8.6 rebounds ... improved free throw percentage from .456 to .558 ... CAA's Defensive Player of the Year ... had 18 points and 20 rebounds in championship game of CAA Tournament against George Mason ... blocked seven shots against South Dakota St. ... had 16 points and 14 rebounds against East Carolina ... scored 21 points and pulled down 19 rebounds against Hampton ... had 16 points and 13 rebounds against Hofstra ... scored 19 points and brought home 16 rebounds against Delaware ... **2007-08:** Named to Colonial Athletic Association All-Rookie and All-Defensive Teams ... selected Mid-Major Freshman All-America by collegeinsider.com ... led CAA and ranked 11th nationally in blocked shots per game (3.0) ... appeared in all 32 games, including 16 starts ... blocked 95 shots, fourth-most in school history, as well as the most ever by a VCU freshman ... averaged 4.9 points and 5.2 rebounds in 16.6 minutes ... knocked down 5-8 field goals on the way to an 11-point, eight-rebound, seven-block performance in win over Towson ... had 13 points, 10 rebounds and eight blocked shots in against Longwood.

CAREER TRANSACTIONS ... Drafted by the Milwaukee Bucks with the 15th overall pick in the 2010 NBA Draft on 6/24/10 ... signed with the Bucks on 7/8/10.

PERSONAL ... Enjoys art and designs skateboard decks in his spare time ... would like to become a coach one day ... enjoys movies and lists "The Sandlot" as one of his favorites ... enjoys music of all kinds ... has two older sisters ... would like to travel to Italy one day ... is on Twitter as @LarrySanders.

GENERAL
INFO

FRONT
OFFICE

PLAYERS

2011-12
SEASON

STATS &
RECORDS

HISTORY

NBA

OPPONENTS

MEDIA



POSITION: Forward

HEIGHT: 6-10

WEIGHT: 245

BIRTHDATE: 5/20/87

COLLEGE: Baylor

HIGH SCHOOL: Santa Fe HS (OK)

YEARS PRO: The 2012-13 season

is his 3rd in the NBA

DRAFTED: By the Golden State Warriors in the

1st round of the

2010 NBA Draft (6th overall)

NBA REGULAR SEASON STATISTICS

| Season | G-GS | MIN | FG-A | PCT | 3FG-A | PCT | FT-A | PCT | OR-DR-TR | AST | STL | TO | BLK | PTS | RPG | APG | PPG |
|--------------|--------|------|---------|------|-------|------|---------|------|-------------|-----|-----|-----|-----|-----|-----|-----|-----|
| 10-11 GSW | 58-18 | 1030 | 97-222 | .437 | 0-0 | --- | 42-64 | .656 | 80-101-181 | 40 | 22 | 48 | 86 | 236 | 3.1 | 0.7 | 4.1 |
| 11-12 GS/MIL | 61-11 | 1290 | 127-295 | .431 | 0-2 | .000 | 86-114 | .754 | 100-154-254 | 57 | 40 | 53 | 102 | 340 | 4.2 | 0.9 | 5.6 |
| TOTALS | 119-29 | 2320 | 224-517 | .433 | 0-2 | .000 | 128-178 | .719 | 180-255-435 | 97 | 62 | 101 | 188 | 576 | 3.7 | 0.8 | 4.8 |

COLLEGE STATISTICS

| Season | G-GS | MIN | FG-A | PCT | 3FG-A | PCT | FT-A | PCT | OR-DR-TR | AST | STL | TO | BLK | PTS | RPG | APG | PPG |
|------------|--------|------|---------|------|-------|------|---------|------|-------------|-----|-----|-----|-----|-----|-----|-----|------|
| 06-07 MICH | 35-7 | 710 | 76-162 | .469 | 0-3 | .000 | 24-41 | .585 | 60-79-139 | 28 | 23 | 28 | 67 | 176 | 4.0 | 0.8 | 5.0 |
| 07-08 MICH | 32-24 | 832 | 76-174 | .437 | 6-16 | .375 | 33-56 | .589 | 70-90-160 | 29 | 27 | 36 | 92 | 191 | 5.0 | 0.9 | 6.0 |
| 09-10 BAY | 36-36 | 1264 | 191-390 | .490 | 7-26 | .269 | 111-162 | .685 | 129-222-351 | 97 | 29 | 87 | 133 | 500 | 9.8 | 2.7 | 13.9 |
| TOTALS | 103-67 | 2806 | 343-726 | .472 | 13-45 | .289 | 168-259 | .649 | 259-391-650 | 154 | 79 | 151 | 292 | 867 | 6.3 | 1.5 | 8.4 |

NBA CAREER HIGHS

| MIN | FGM | FGA | 3FGM | FTM | FTA | REBS | ASTS | STLS | BS | PTS |
|--------------------|--------------------|--------------------|------|--------------------|--------------------|--------------------|--------------------|--------------------|--------------------|--------------------|
| 39 | 9 | 14 (2) | --- | 7 | 7 | 10 (2) | 5 | 4 | 6 | 19 |
| 03/27/11 at OKC | 02/20/12 vs LAC | 02/20/12 vs LAC | | 03/05/12 at WAS | 03/05/12 at WAS | 03/27/12 vs ATL | 04/02/12 at WAS | 04/13/11 vs POR | 04/11/11 at DEN | 02/20/12 vs LAC |

2011-12 SEASON HIGHLIGHTS ... Appeared in 61 games split between Golden State and Milwaukee ... averaged 5.6 points, 4.2 rebounds and 1.67 blocks (11th in NBA) on the season ... posted 33 multi-block games, with a league-high 26 of them coming in a reserve role ... scored in double figures nine times and had two games with 10 rebounds ... started 11 games (five with Milwaukee) and averaged 10.5 points, 5.7 rebounds and 1.82 blocks as a starter ... scored a career-high 19 points (9-of-14 FG) on 2/20 vs. the L.A. Clippers ... acquired by Milwaukee along with Kwame Brown and Monta Ellis in exchange for Andrew Bogut and Stephen Jackson on 3/14 ... led the Bucks in blocks in 14 of his 23 games in Milwaukee ... grabbed a career-high 10 rebounds on 3/22 vs. Boston, and matched that effort with 10 boards against Atlanta on 3/27 in his first start in a Bucks uniform.



GENERAL
INFO

PRO CAREER ... 2010-11: Appeared in 58 games (18 starts), averaging 4.1 points, 3.1 rebounds and 1.48 blocks in 17.8 minutes per contest ... among NBA rookie leaders, ranked 1st in blocks and 16th in rebounds ... started 18 games, averaging 5.7 points, 4.3 rebounds and 2.28 blocks and 25.5 minutes in those contests ... posted career-high 16 points on 8-of-12 shooting in 30 minutes at Phoenix (2/10) ... registered two-or-more blocks in eight straight games (3/16 - 3/29) which is the second-longest by a Warriors rookie since Robert Parish recorded nine straight in January 1977 ... made NBA debut vs. Miami (12/10) and collected two points in three minutes ... missed first 22 games of the season after undergoing off-season surgery (July 14, 2010) to repair a torn ligament in left wrist ... recorded 10-plus points six times ... recorded three-plus blocks 12 times, including two games with five-plus ... was on inactive list 22 times and registered two DNP-CD's on the season.

FRONT
OFFICE

COLLEGE ... Played three seasons (two at Michigan, one at Baylor), averaging 8.4 points, 6.3 rebounds and 1.5 assists in 103 career games ... named Honorable Mention All-American as voted on by the Associated Press as a junior at Baylor ... named Big 12 Newcomer of the Year and All-Big 12 Second Team by AP and conference coaches as a junior ... named Big 12 Defensive Player of the Year by Sporting News as a junior ... named to Big 12 All-Defense and Big 12 All-Rookie teams by conference coaches as a junior ... named to Big 10 All-Defensive team as a sophomore while at Michigan.

PLAYERS

PERSONAL ... Full name is Ekpedeme Friday Udoh ... pronounced Ekpe (EH-pay) Udoh (YOU-doh) ... son of Alice and Sam Udoh ... has one older brother, Eddie, and two younger sisters, Esther and Sefon ... both of his parents are from Nigeria ... his parents, who are both of average height, were told that Ekpe would not be tall when he was young ... however, his grandfather on his father's side was seven-feet tall ... returned to Baylor following his rookie season to complete his education, earning 14 credits to secure his bachelor's degree ... was very active in Warriors community outreach programs during his rookie season ... visited children at Kaiser Permanente Hospital in Oakland, took part in the Lucky Thanksgiving food distribution and helped encourage fans to use public transportation by passing out prepaid BART cards on a BART ride from Oakland to San Francisco as part of the Esurance Green Mob ... also took part in several Read To Achieve events and participated in a special Season of Giving Holiday Party for 20 kids from the Make-A-Wish Foundation and their families at the practice facility, which for the day was morphed into a giant playground with numerous kids activities ... following the devastating tornadoes that swept across portions of Oklahoma, Kansas and Missouri in April and May of 2011, returned to native Oklahoma to assist in the ongoing recovery and cleanup efforts ... favorite TV shows growing up were Fresh Prince of Bel Air and Martin ... favorite TV show now is Criminal Minds ... enjoys listening to rap, R&B and gospel ... favorite musical artists are Jay-Z and Young Money ... attended high school with former NFL player Reggie Smith ... was named to Oklahoma McDonald's All-State team in 2006 following his senior season at Sante Fe High School in Edmond, OK ... won state championship as a junior in high school ... wears size 16 shoes.

2011-12
SEASON

STATS &
RECORDS

HISTORY

NBA

OPPONENTS

MEDIA



BENO UDRIH
#19

POSITION: Guard
HEIGHT: 6-3
WEIGHT: 203
BIRTHDATE: 4/5/82
COLLEGE: N/A
BIRTHPLACE: Slovenia
YEARS PRO: The 2012-13 season
is his 9th in the NBA
DRAFTED: By the San Antonio Spurs
in the 1st round of the
2004 NBA Draft (28th overall)

NBA REGULAR SEASON STATISTICS

| Season | G-GS | MIN | FG-A | PCT | 3FG-A | PCT | FT-A | PCT | OR-DR-TR | AST | STL | TO | BLK | PTS | RPG | APG | PPG |
|-----------|---------|-------|-----------|------|----------|------|---------|------|---------------|------|-----|-----|-----|------|-----|-----|------|
| 04-05 SAS | 80-2 | 1149 | 173-390 | .444 | 58-142 | .408 | 67-89 | .753 | 16-67-83 | 150 | 41 | 77 | 10 | 471 | 1.0 | 1.9 | 5.9 |
| 05-06 SAS | 54-3 | 586 | 106-233 | .455 | 24-70 | .343 | 39-50 | .780 | 18-34-52 | 92 | 14 | 53 | 2 | 275 | 1.0 | 1.7 | 5.1 |
| 06-07 SAS | 73-1 | 948 | 127-344 | .369 | 33-115 | .287 | 53-60 | .883 | 11-71-82 | 122 | 27 | 56 | 1 | 340 | 1.1 | 1.7 | 4.7 |
| 07-08 SAC | 65-51 | 2080 | 328-708 | .463 | 53-137 | .387 | 125-147 | .850 | 34-183-217 | 282 | 56 | 148 | 10 | 834 | 3.3 | 4.3 | 12.8 |
| 08-09 SAC | 73-72 | 2270 | 321-696 | .461 | 35-113 | .310 | 123-150 | .820 | 46-174-220 | 342 | 81 | 158 | 12 | 800 | 3.0 | 4.7 | 11.0 |
| 09-10 SAC | 79-41 | 2477 | 415-841 | .493 | 75-199 | .377 | 118-141 | .837 | 38-181-219 | 372 | 89 | 136 | 10 | 1023 | 2.8 | 4.7 | 12.9 |
| 10-11 SAC | 79-64 | 2734 | 412-824 | .500 | 65-182 | .357 | 197-228 | .864 | 41-224-265 | 386 | 94 | 141 | 9 | 1086 | 3.4 | 4.9 | 13.7 |
| 11-12 MIL | 59-0 | 1080 | 146-332 | .440 | 17-59 | .288 | 39-55 | .709 | 26-76-102 | 227 | 37 | 77 | 1 | 348 | 1.7 | 3.8 | 5.9 |
| TOTALS | 562-234 | 13324 | 2028-4368 | .464 | 360-1017 | .354 | 761-920 | .827 | 230-1010-1240 | 1973 | 439 | 846 | 55 | 5177 | 2.2 | 3.5 | 9.2 |

NBA POSTSEASON STATISTICS

| Season | G-GS | MIN | FG-A | PCT | 3FG-A | PCT | FT-A | PCT | OR-DR-TR | AST | STL | TO | BLK | PTS | RPG | APG | PPG |
|----------|------|-----|--------|------|-------|------|-------|-------|----------|-----|-----|----|-----|-----|-----|-----|-----|
| 2005 SAS | 21-0 | 241 | 28-78 | .359 | 10-37 | .270 | 12-14 | .857 | 4-13-17 | 22 | 9 | 20 | 1 | 78 | 0.8 | 1.0 | 3.7 |
| 2006 SAS | 7-0 | 47 | 10-30 | .333 | 1-6 | .167 | 4-5 | .800 | 1-3-4 | 8 | 0 | 3 | 0 | 25 | 0.6 | 1.1 | 3.6 |
| 2007 SAS | 8-0 | 20 | 0-6 | .000 | 0-2 | .000 | 2-2 | 1.000 | 1-0-1 | 1 | 0 | 3 | 0 | 2 | 0.1 | 0.1 | 0.3 |
| TOTALS | 36-0 | 308 | 38-114 | .333 | 11-45 | .244 | 18-21 | .857 | 6-16-22 | 31 | 9 | 26 | 1 | 105 | 0.6 | 0.9 | 2.9 |

NBA CAREER HIGHS

| MIN | FGM | FGA | 3FGM | FTM | FTA | REBS | ASTS | STLS | BS | PTS |
|-------------------|--------------------|--------------------|--------------------|--------------------|--------------------|--------------------|--------------------|-------------------|--------------------|-------------------|
| 56 | 13 | 24 | 6 | 9 (2) | 11 | 10 | 17 | 6 | 2 (2) | 34 |
| 01/14/09 at GS | 11/12/08 at LAC | 03/19/10 vs MIL | 12/19/07 at MIL | 03/23/11 at MIL | 03/23/11 at MIL | 03/28/10 at CLE | 03/21/10 at LAC | 12/22/08 vs SA | 03/27/09 vs MEM | 02/21/10 vs GS |

2011-12 SEASON HIGHLIGHTS ... Averaged 5.9 points, 1.7 rebounds and 3.8 assists in 18.3 minutes per game during his first season in Milwaukee ... appeared in 59 games, missing seven contests due to injury (six on 1/3 and 1/7-13 with a sprained left shoulder and one on 4/2 due to a left hand injury) ... posted 10 games with 10+ points and one game with 10+ assists ... led the Bucks in assists 15 times and in steals seven times ... Milwaukee was 8-2 on the season when he totaled 7+ assists ... finished the season with a +215 plus/minus rating, leading the team on both an overall and per game basis ... handed out 4+ assists in 19 of his final 30 games, including a season-high 10 at Cleveland on 3/30 ... scored the go-ahead points on a baseline jumper with 58 seconds to play in the Bucks win over Philadelphia on 3/5 ... handed out nine assists vs. Washington on 2/28 and at Golden State on 3/16 ... scored a season-high 21 points on 4/7 vs. Portland.

PRO CAREER ... 2010-11: Averaged a career-best 13.7 points, 3.4 rebounds, a career-high 4.9 assists, 1.19 steals and 34.6 minutes in 79 games (started 64) ... as a starter, averaged 14.5 points (.502 FG%, .368 3P%, .861 FT%), 3.5 rebounds, 5.3 assists, 1.27 steals and 36.4 minutes in 64 games ... NWT - Flu in three games (3/9-3/12) ... scored in double-figures in 60 games, 20-plus in 12 games, 30-plus in one game ... dished out 10-plus assists in four games ... recorded four double-doubles ... led team in scoring in 10 games and assists in 33 ... ranked 29th in assists per game, tied for 31st in field goal percentage, 15th in free throw percentage and 30th in steals per game ... recorded a career-high



34 points (11-18 FG, 4-7 3P, 8-8 FT), seven rebounds, one assist, one steal, and one block in 43 minutes vs. Golden State on 12/21 ... dished out a season-high 13 assists to go along with 11 points (3-7 FG, 1-2 3P, 4-4 FT), two rebounds and one steal at Charlotte on 2/25 ... **2009-10:** Averaged 12.9 points (.493 FG%, .377 3P%, .837 FT%), 2.8 rebounds, 4.7 assist, 1.13 steals and 31.4 minutes in 79 games (started 41) ... as a starter, posted 14.8 points (.489 FG%, .350 3P%, .838 FT%), 3.2 rebounds, 6.0 assists and 1.42 steals ... did not play in one game due to a virus (11/25 vs. New York), the only contest missed due to injury or illness all season ... finished third in the NBA in FG% among guards (trailed only Steve Nash and Rajon Rondo) ... ranked 30th in the NBA in assists and 16th in assist per turnover ratio (2.74) ... registered first career triple-double with 18 points (6-17 FG, 0-1 3P, 6-6 FT), a career-high 10 rebounds and 15 assists in a season-high 48 minutes at Cleveland on 3/28 ... **2008-09:** Averaged 11.0 points (.461 FG%, .310 3P%, .820 FT%), 3.0 rebounds, 4.7 assists, 1.11 steals, and 31.1 minutes in 73 games (started 72) ... collected a career-high six steals at San Antonio on 12/22 ... played a career-most 56 minutes at Golden State on 1/14, contributing 17 points (7-21 FG, 3-3 FT), six rebounds, a game-high seven assists and one steal ... **2007-08:** After signing with the Kings early in the season, averaged 12.8 points (.464 FG%, career-high .387 3P%, .850 FT%), 3.3 rebounds, 4.3 assists, 0.86 steals and 32.0 minutes in 65 games (51 starts) ... increased scoring average by 8.1 points in 2007-08 after posting 4.7 points per game in 2006-07, trailing only Memphis' Rudy Gay in scoring improvement ... as a starter, posted 14.4 points (.475 FG%, .404 3pt%, .861 FT%), 3.5 rebounds, and 5.0 assists ... ranked 22nd in the NBA in free throw percentage ... missed the first four games of the season recuperating from a fractured left hand (11/2-11/9) ... missed 10 contests after suffering a lower back strain vs. Toronto (3/18-4/6) ... scored in double-figures 44 times and tallied 20 or more points on 12 occasions ... recorded three double-doubles ... shot 50% or better from the field 26 times ... made a career-most six three-pointers at Milwaukee on 12/19 ... hit two clutch free throws with 4.6 seconds remaining in regulation to secure a Kings victory, finishing with a team-high 25 points and game-best 10 assists at the LA Lakers on 3/9 ... **2006-07:** Averaged 4.7 points (.369 FG%, .269 3P%, career-high .883 FT%), 1.1 rebounds, 1.7 assists and 13.0 minutes in 73 games (started one) ... ranked seventh in the NBA in free throw percentage ... scored in double-figures on 10 occasions, including a season-high 16 points vs. Golden State on 12/4 ... **2005-06:** Averaged 5.1 points (.455 FG%, .343 3P%, .780 FT%), 1.0 rebounds, 1.7 assists and 10.9 minutes in 54 games (started three) ... missed six games with a sprained left ankle and two contests with the flu ... DNP-CD in 20 games ... registered season-highs with 17 points, eight assists and three rebounds vs. Charlotte on 1/24 ... **2004-05:** Averaged 5.9 points (.444 FG%, career-high .408 3P%, .753 FT%), 1.0 rebounds, 1.9 assists and 14.4 minutes in a career-high 80 games (started two) during his rookie season ... ranked 15th in the NBA in three-point percentage (second among rookies behind Matt Bonner) ... established a Spurs rookie single-season record for three-point percentage and ranks third in franchise rookie annals with 58 three-pointers made (trailing Tony Parker and Lloyd Daniels) ... scored a then-career-high 25 points (9-13 FG, 3-3 3P, 4-5 FT) to complement four rebounds and four assists in 32 minutes at New Orleans on 3/14 ... named the Western Conference Rookie of the Month in December of 2004 after averaging 6.6 points (.534 FG%, .500 3P%, .800 FT%), 3.0 rebounds and 2.5 assists in 16 games (reached double-figures in scoring 15 times) ... notched first career double-double with 12 points and 10 assists at Portland on 12/30 ... named to the 2005 Rookie Challenge roster in Denver, where he tallied five points and four assists in 22 minutes.

PLAYOFF HISTORY ... (36 games, 0 starts) ... Member of the Spurs' 2005 and 2007 NBA Championship teams ... has appeared in 36 career postseason contests (all with San Antonio), averaging 2.9 points (.333 FG%, .244 3P%, .857 FT%), 0.6 rebounds, 0.9 assists and 8.6 minutes ... **2007:** Saw limited minutes in the 2007 playoffs, totaling two points, one rebound and an assist in 20 minutes ... DNP-CD in 12 postseason games ... **2006:** Saw action in seven playoff games in 2006, totaling 25 points (10-30 FG, 1-6 3P, 4-5 FT), four rebounds and eight assists in 47 minutes ... dished a postseason career-high four assists in Game 4 of the First Round at Sacramento on 4/22 ... **2005:** Appeared in 21 of the Spurs 23 playoff games in 2005, averaging 3.7 points (.359 FG%, .270 3P%, .857 FT%), 0.8 rebounds, 1.0 assists and 11.5 minutes ... registered postseason career-highs of 10 points and 16 minutes in Game 2 of the First Round vs. Denver on 4/27 ... grabbed a playoff career-high three rebounds in Game 2 of the Semifinals vs. Seattle on 5/10.

INTERNATIONAL CAREER ... Has played for the Slovenian National Team since 2000, teaming with former NBA players Rasho Nesterovic, Primo Brezec and Bostjan Nachbar ... averaged 11.2 points, 2.3 rebounds and 2.8 assists in six games during the 2006 FIBA World Championships held in Japan ... ranked 20th in the tournament in assists ... recorded 18 points (6-7 FG, 2-4 3P, 4-4 FT) vs. Turkey on 8/26/06 ... posted 8.0 points, 3.0 rebounds, and 3.3 assists in three contests in the 2005 European Championship qualifying tournament but missed the 2005 World Championship due to a sore left knee ... named MVP of the 2004 Efes Cup in Turkey after leading Slovenia to a 4-0 record, averaging 16.8 points and 4.8 assists ... made professional debut in the Slovenian secondary league as a 15-year-old in 1997-98 ... transferred to the country's premier league in 1999-00, earning Slovenian League Rookie of the Year honors after averaging 10.3 points (.587 FG%, .368 3P%, .703 FT%), 2.1 rebounds and 0.8 assists in 29 games for Savinjski ... spent the 2000-01 and 2001-02 seasons with Olimpija Ljubljana (Slovenian League), accruing averages of 9.4 points (.550 FG%, .418 3P%, .694 FT%), 2.3 rebounds and 3.0 assists in 39 games ... joined Maccabi Tel-Aviv for the 2002-03 campaign, averaging 4.9 points (.464 FG%, .400 3P%, .857 FT%), 1.7 rebounds and 2.7 assists in 25 contests ... began the 2003-04 season with Breil Milano in the Italian League, posting 10.8 points (.532 FG%, .424 3P%, .926 FT%), 1.8 rebounds and 2.3 assists in 16 games before finishing the year with Avtodor in the Russian Superleague, averaging 19.6 points (.544 FG%, .375 3P%, .724 FT%), 3.4 rebounds and 4.2 assists in five contests.

CAREER TRANSACTIONS ... Selected by San Antonio with the 28th overall pick in the 2004 NBA Draft out of Slovenia ... traded by the Spurs to Minnesota for a 2008 protected second-round draft choice on 10/29/07 ... waived by the Timberwolves on 10/29/07 ... signed by Sacramento as a free agent on 11/1/07 ... re-signed by the Kings to a multi-year contract extension on 7/9/08 ... traded to Milwaukee in exchange for John Salmons and the 10th overall pick in the 2011 NBA Draft as part of a three-team deal including Charlotte on 6/23/11.

PERSONAL ... Full name is Beno Udrih ... son of Silvo and Silva Udrih ... father played professional basketball in Slovenia and older brother, Samo, attended the Dallas Mavericks training camp in 2005 and currently plays pro ball in Spain ... donated game tickets to underprivileged children and families during his four seasons in Sacramento as part of the Kings for the Community program ... favorite leisure activities include video games, watching movies and spending time with family ... preferred cuisine is anything home-cooked by his mother ... wears jersey No. 19 in honor of his father's birthday ... was an active participant in the Kings Read to Achieve Program, visiting elementary schools to speak with students about the importance of a solid education ... helped those less fortunate each holiday season, distributing Thanksgiving and Christmas dinners to more than 200 Sacramento families ... participated in the Sacramento Zoo's Tiger Camp program, speaking to kids about the value of teamwork and what it means to be a strong leader ... shoe size 12.5 (Peak).

UPCOMING MILESTONES

SAMUEL DALEMBERT

| <u>Milestone</u> | <u>Current Total</u> | <u>Needs</u> |
|---------------------|----------------------|--------------|
| Games - 800 | 727 | 73 |
| Minutes - 20,000 | 18,723 | 1,277 |
| Field Goals - 2,500 | 2,402 | 98 |
| Rebounds - 6,000 | 5,957 | 43 |
| Blocks - 1,500 | 1,358 | 142 |
| Points - 6,000 | 5,844 | 156 |

MIKE DUNLEAVY

| <u>Milestone</u> | <u>Current Total</u> | <u>Needs</u> |
|----------------------|----------------------|--------------|
| Minutes - 20,000 | 19,431 | 569 |
| Field Goals - 3,000 | 2,947 | 53 |
| Three Pointers - 900 | 854 | 46 |
| Free Throws - 1,500 | 1,494 | 6 |
| Points - 9,000 | 8242 | 758 |

MONTA ELLIS

| <u>Milestone</u> | <u>Current Total</u> | <u>Needs</u> |
|---------------------|----------------------|--------------|
| Games - 500 | 434 | 66 |
| Field Goals - 3,500 | 3,265 | 235 |
| Assists - 2,000 | 1,941 | 59 |
| Points - 10,000 | 8,457 | 1,543 |

DREW GOODEN

| <u>Milestone</u> | <u>Current Total</u> | <u>Needs</u> |
|---------------------|----------------------|--------------|
| Games Started - 500 | 493 | 7 |
| Rebounds - 5,500 | 5,165 | 335 |

TOBIAS HARRIS

| <u>Milestone</u> | <u>Current Total</u> | <u>Needs</u> |
|------------------|----------------------|--------------|
| Minutes - 1,000 | 479 | 521 |
| Rebounds - 200 | 101 | 99 |

ERSAN ILYASOVA

| <u>Milestone</u> | <u>Current Total</u> | <u>Needs</u> |
|----------------------|----------------------|--------------|
| Field Goals - 1,000 | 977 | 23 |
| Three Pointers - 274 | 222 | 52 |
| Points - 3,000 | 2,595 | 405 |

274 3FGM with Milwaukee would pass Craig Hodges, Brad Lo-haus and Mo Williams for eighth on the Bucks All-Time List.

BRANDON JENNINGS

| <u>Milestone</u> | <u>Current Total</u> | <u>Needs</u> |
|----------------------|----------------------|--------------|
| Field Goals - 1,500 | 1281 | 219 |
| Three Pointers - 495 | 372 | 123 |
| Rebounds - 1,000 | 742 | 258 |
| Assists - 1,500 | 1,140 | 360 |
| Points - 4,707 | 3,549 | 1,158 |

495 3FGM with Milwaukee would pass Tim Thomas, Charlie Bell and Glenn Robinson for third on the Bucks All-Time List.

4,707 points with Milwaukee would pass Oscar Robertson and Tim Thomas for 19th on the Bucks All-Time List.

JOEL PRZYBILLA

| <u>Milestone</u> | <u>Current Total</u> | <u>Needs</u> |
|------------------|----------------------|--------------|
| Games - 600 | 580 | 20 |
| Minutes - 12,000 | 11,665 | 335 |
| Rebounds - 3,700 | 3,644 | 56 |

LUC RICHARD MBAH A MOUTE

| <u>Milestone</u> | <u>Current Total</u> | <u>Needs</u> |
|-------------------|----------------------|--------------|
| Free Throws - 500 | 432 | 68 |
| Assists - 300 | 265 | 35 |
| Steals - 300 | 259 | 41 |
| Points - 2,000 | 1,909 | 91 |

LARRY SANDERS

| <u>Milestone</u> | <u>Current Total</u> | <u>Needs</u> |
|------------------|----------------------|--------------|
| Minutes - 2,000 | 1515 | 485 |
| Rebounds - 500 | 338 | 162 |
| Blocks - 200 | 148 | 52 |
| Points - 500 | 446 | 54 |

EKPE UDOH

| <u>Milestone</u> | <u>Current Total</u> | <u>Needs</u> |
|------------------|----------------------|--------------|
| Rebounds - 500 | 435 | 65 |
| Steals - 100 | 62 | 38 |
| Blocks - 200 | 188 | 22 |

BENO UDRIH

| <u>Milestone</u> | <u>Current Total</u> | <u>Needs</u> |
|------------------|----------------------|--------------|
| Minutes - 15,00 | 13,324 | 1,676 |
| Assists - 2,000 | 1,973 | 27 |
| Steals - 500 | 439 | 61 |



MILWAUKEE BUCKS 2011-12 SEASON

2011-12 MILWAUKEE BUCKS



BACK ROW: Scout Chris Gilmartin, Video Coordinator Jason Staudt, Equipment Manager Mike Sergio, Assistant Coach Anthony Goldwire, Assistant Coach Bill Peterson, Head Athletic Trainer Marc Boff, Assistant Trainer Scott Barthloma, Head Strength and Conditioning Coach Jeff Macy. **MIDDLE ROW:** General Manager John Hammond, Assistant Coach Joe Wolf, Beno Udrih, Monta Ellis, Brandon Jennings, Shaun Livingston, Carlos Delfino, Head Coach Scott Skiles, Assistant Coach Jim Boylan, Assistant Coach Sidney Moncrief. **FRONT ROW:** Tobias Harris, Jon Brockman, Ersan Ilyasova, Larry Sanders, Drew Gooden, Ekpe Udoh, Mike Dunleavy, Jon Leuer, Luc Richard Mbah a Moute.

SEASON NOTES

- Milwaukee completed 2011-12 with a 31-35 record during the lockout-shortened season (17-16 at home and 14-19 on the road). The Bucks posted a winning record at home for the third consecutive season and 13th time in the last 14 years. Despite finishing the year four games out of the eighth seed in the East, the Bucks remained in the postseason hunt until three days before the season ended, when a victory for the Philadelphia 76ers clinched their playoff spot.

- The Bucks tallied 100+ points in 33 games on the season, the first time they had scored over 100 in 30+ games since the 2008-09 season when they did so 36 times. Milwaukee posted a 25-8 record over the 33 games in which they cracked the century mark.

- The Bucks performed well in the assists stat line during the 2011-12 season. Milwaukee ranked third in the NBA with 23.48 assists per game and led the league in games with 30 or more assists with 13, five more than the next highest team (Chicago). The Bucks went 12-1 in those games. Additionally, Milwaukee held the spot for the highest single-game total of assists in the NBA during 2011-12 with 38 in a 115-105 win at Cleveland on March 14.

- Forward Ersan Ilyasova had a breakout season, posting career highs in scoring (13.0 ppg), rebounding (8.8 rpg), FG% (.492), 3P% (.455), 20-point games (11) and double-doubles (20) while playing just 27.6 minutes per game. He became the first player to average 12 points and eight rebounds in under 28 minutes since Arvydas Sabonis (14.5 ppg, 8.1 rpg and 23.8 minutes) did so during the 1995-96 season.

- Milwaukee played host to many block parties throughout the 2011-12 season, as both Larry Sanders and Ekpe Udoh ranked at the top of the league for reserve players with multi-block games. Udoh was first with 26, and Sanders finished the season close behind at third with 23. The duo ranked No. 1 and 2 in the NBA for reserve players with three-block games - Udoh had 14 and Sanders had 12. Udoh also finished the season ranked 11th in the league for blocks per game with 1.67.

- The Bucks bench played a large role throughout the season, ranking near the top of the NBA when looking at stats recorded by hoopstats.com. Milwaukee's reserves averaged 33.8 ppg (9th in NBA), 17.5 rpg (5th), 8.4 apg (T-3rd) and 2.6 bpg (T-3rd). Additionally, the Bucks bench scored an average of 5.2 more points per game than their opponent's bench, good for 5th in the NBA.

BUCKS 2011-12 SEASON STATISTICS

| PLAYER | G-GS | MIN | FG | FGA | PCT | 3FG | 3FGA | PCT | FT | FTA | PCT | OR | DR | TR | AST | PF | DQ | STL | TO | BLK | PTS | AVG |
|------------------|-----------|--------------|-------------|-------------|-------------|------------|-------------|-------------|-------------|-------------|-------------|------------|-------------|-------------|-------------|-------------|-----------|------------|-------------|------------|-------------|-------------|
| Ellis (TOT) | 58-58 | 2120 | 450 | 1040 | .433 | 62 | 201 | .308 | 219 | 275 | .796 | 20 | 180 | 200 | 346 | 136 | 0 | 85 | 177 | 18 | 1181 | 20.4 |
| Ellis (MIL) | 21-21 | 755 | 145 | 336 | .432 | 12 | 45 | .267 | 68 | 89 | .764 | 4 | 69 | 73 | 123 | 52 | 0 | 29 | 54 | 6 | 370 | 17.6 |
| Jennings | 66-66 | 2331 | 469 | 1121 | .418 | 129 | 388 | .332 | 193 | 239 | .808 | 49 | 177 | 226 | 365 | 114 | 0 | 104 | 146 | 22 | 1260 | 19.1 |
| Gooden | 56-46 | 1469 | 287 | 657 | .437 | 16 | 55 | .291 | 176 | 208 | .846 | 130 | 233 | 363 | 144 | 112 | 0 | 46 | 109 | 34 | 766 | 13.7 |
| Ilyasova | 60-41 | 1655 | 294 | 597 | .492 | 51 | 112 | .455 | 143 | 183 | .781 | 196 | 333 | 529 | 71 | 133 | 2 | 42 | 76 | 44 | 782 | 13.0 |
| Dunleavy | 55-3 | 1445 | 239 | 504 | .474 | 83 | 208 | .399 | 116 | 143 | .811 | 29 | 175 | 204 | 117 | 87 | 0 | 28 | 58 | 8 | 677 | 12.3 |
| Bogut | 12-12 | 364 | 61 | 136 | .449 | 0 | 1 | .000 | 14 | 23 | .609 | 22 | 78 | 100 | 31 | 36 | 2 | 12 | 24 | 24 | 136 | 11.3 |
| Jackson | 26-13 | 712 | 97 | 272 | .357 | 30 | 108 | .278 | 50 | 60 | .833 | 16 | 66 | 82 | 77 | 61 | 1 | 26 | 66 | 6 | 274 | 10.5 |
| Delfino | 54-53 | 1537 | 182 | 453 | .402 | 86 | 239 | .360 | 38 | 48 | .792 | 20 | 188 | 208 | 123 | 99 | 1 | 79 | 66 | 10 | 488 | 9.0 |
| Mbah a Moute | 43-22 | 1009 | 133 | 261 | .510 | 1 | 4 | .250 | 66 | 103 | .641 | 77 | 150 | 227 | 29 | 93 | 1 | 40 | 39 | 22 | 333 | 7.7 |
| Brown (TOT) | 9-3 | 187 | 21 | 40 | .525 | 0 | 0 | — | 15 | 34 | .441 | 16 | 41 | 57 | 4 | 21 | 0 | 8 | 14 | 0 | 57 | 6.3 |
| Udoh | 59-0 | 1080 | 146 | 332 | .440 | 17 | 59 | .288 | 39 | 55 | .709 | 26 | 76 | 102 | 227 | 69 | 0 | 37 | 77 | 1 | 348 | 5.9 |
| Udoh (TOT) | 61-11 | 1290 | 127 | 295 | .431 | 0 | 2 | .000 | 86 | 114 | .754 | 100 | 154 | 254 | 57 | 174 | 1 | 40 | 53 | 102 | 340 | 5.6 |
| Udoh (MIL) | 23-5 | 463 | 45 | 110 | .409 | 0 | 2 | .000 | 40 | 50 | .800 | 42 | 65 | 107 | 26 | 59 | 0 | 15 | 18 | 37 | 130 | 5.7 |
| Livingston | 58-27 | 1092 | 127 | 271 | .469 | 2 | 3 | .667 | 62 | 79 | .785 | 39 | 84 | 123 | 122 | 79 | 0 | 27 | 66 | 20 | 318 | 5.5 |
| Harris | 42-9 | 479 | 79 | 169 | .467 | 6 | 23 | .261 | 44 | 54 | .815 | 30 | 71 | 101 | 22 | 45 | 0 | 13 | 31 | 7 | 208 | 5.0 |
| Leuer | 46-12 | 555 | 97 | 191 | .508 | 3 | 9 | .333 | 21 | 28 | .750 | 45 | 75 | 120 | 25 | 67 | 0 | 14 | 18 | 17 | 218 | 4.7 |
| Sanders | 52-0 | 643 | 84 | 184 | .457 | 0 | 2 | .000 | 18 | 38 | .474 | 62 | 98 | 160 | 33 | 133 | 3 | 32 | 43 | 76 | 186 | 3.6 |
| Brockman | 35-0 | 239 | 15 | 45 | .333 | 0 | 1 | .000 | 7 | 15 | .467 | 33 | 42 | 75 | 9 | 33 | 0 | 4 | 10 | 1 | 37 | 1.1 |
| Hobson | 5-0 | 39 | 2 | 13 | .154 | 0 | 6 | .000 | 0 | 0 | — | 0 | 3 | 3 | 6 | 1 | 0 | 0 | 2 | 0 | 4 | 0.8 |
| BUCKS | 66 | 15865 | 2502 | 5652 | .443 | 436 | 1265 | .345 | 1095 | 1415 | .774 | 820 | 1963 | 2803 | 1550 | 1273 | 10 | 548 | 929 | 335 | 6535 | 99.0 |
| OPPONENTS | 66 | 15865 | 2449 | 5453 | .449 | 438 | 1247 | .351 | 1181 | 1535 | .769 | 813 | 2138 | 2951 | 1433 | 1278 | 5 | 499 | 1049 | 297 | 6517 | 98.7 |

GAME-BY-GAME RESULTS

| Gm | Date | Opponent | W-L | Score | Record | Bucks High Scorer | Opp. High Scorer | Atten. |
|----|-------|-----------------|-----|-------------|--------|----------------------|-----------------------|---------|
| 1 | 12/26 | @ Charlotte | L | 95-96 | 0-1 | Jennings, 22 | Augustin, 19 | 17,173 |
| 2 | 12/27 | Minnesota | W | 98-95 | 1-1 | Jennings, 25 | Love, 31 | 17,352 |
| 3 | 12/30 | Washington | W | 102-81 | 2-1 | Jennings, 22 | Crawford, 24 | 17,065 |
| 4 | 1/2 | @ Denver | L | 86-91 | 2-2 | Jackson, 17 | Gallinari, 21 | 14,142 |
| 5 | 1/3 | @ Utah | L | 73-85 | 2-3 | Gooden, 24 | Jefferson, 26 | 17,756 |
| 6 | 1/5 | @ Sacramento | L | 100-103 | 2-4 | Jennings, 31 | Thornton, 27 | 11,813 |
| 7 | 1/7 | @ L.A. Clippers | L | 86-92 | 2-5 | Jennings, 21 | Griffin, 22 | 19,229 |
| 8 | 1/8 | @ Phoenix | L | 93-109 | 2-6 | Harris, 15 | Gortat, 18 | 13,420 |
| 9 | 1/10 | San Antonio | W | 106-103 | 3-6 | Jackson, 34 | Parker, 22 | 11,585 |
| 10 | 1/12 | Detroit | W | 102-93 | 4-6 | Jennings, 27 | Monroe, 32 | 11,465 |
| 11 | 1/13 | @ Dallas | L | 76-102 | 4-7 | Jennings, 19 | Terry, 17 | 20,112 |
| 12 | 1/16 | @ Philadelphia | L | 82-94 | 4-8 | Bogut, 20 | Holiday, 24 | 17,281 |
| 13 | 1/17 | Denver | L | 95-105 | 4-9 | Jennings, 30 | Brewer, 22 | 11,322 |
| 14 | 1/20 | @ New York | W | 100-86 | 5-9 | Jennings, 36 | Anthony, 35 | 19,763 |
| 15 | 1/22 | @ Miami | W | 91-82 | 6-9 | Jennings, 23 | James, 28 | 19,600 |
| 16 | 1/23 | Atlanta | L | 92-97 | 6-10 | Jennings, 19 | J. Johnson, 26 | 13,048 |
| 17 | 1/25 | @ Houston | W | 105-99 | 7-10 | Jackson/Jennings, 20 | Martin, 29 | 10,573 |
| 18 | 1/27 | @ Chicago | L | 100-107 | 7-11 | Jennings, 25 | Rose, 34 | 22,368 |
| 19 | 1/28 | L.A. Lakers | W | 100-89 | 8-11 | Gooden, 23 | Bryant, 27 | 18,027 |
| 20 | 1/30 | Detroit | W | 103-82 | 9-11 | Jennings, 21 | Stuckey, 19 | 13,103 |
| 21 | 2/1 | Miami | W | 105-97 | 10-11 | Jennings, 31 | James, 40 | 16,116 |
| 22 | 2/3 | @ Detroit | L | 80-88 | 10-12 | Jennings, 20 | Knight, 26 | 13,181 |
| 23 | 2/4 | Chicago | L | 90-113 | 10-13 | Gooden, 24 | Rose, 26 | 18,717* |
| 24 | 2/7 | Phoenix | L | 105-107 | 10-14 | Gooden, 25 | Gortat, 21 | 13,203 |
| 25 | 2/8 | @ Toronto | W | 105-99 | 11-14 | Delfino, 25 | DeRozan, 25 | 15,291 |
| 26 | 2/10 | @ Cleveland | W | 113-112(OT) | 12-14 | Jennings, 24 | Jamison, 34 | 15,195 |
| 27 | 2/11 | Orlando | L | 94-99 | 12-15 | Gooden, 21 | J. Richardson, 31 | 17,723 |
| 28 | 2/13 | Miami | L | 96-114 | 12-16 | Delfino, 24 | James, 35 | 16,749 |
| 29 | 2/15 | New Orleans | L | 89-92 | 12-17 | Ilyasova, 23 | Belinelli, 22 | 12,829 |
| 30 | 2/17 | @ Orlando | L | 85-94 | 12-18 | Delfino, 16 | Howard, 26 | 18,846 |
| 31 | 2/19 | @ New Jersey | W | 92-85 | 13-18 | Ilyasova, 19 | D. Williams, 26 | 15,262 |
| 32 | 2/20 | Orlando | L | 90-93 | 13-19 | Jennings, 22 | Howard, 28 | 13,143 |
| 33 | 2/22 | @ Chicago | L | 91-110 | 13-20 | Jennings, 20 | Boozer, 20 | 21,507 |
| 34 | 2/28 | Washington | W | 119-118 | 14-20 | Dunleavy, 28 | Booker, 20 | 13,548 |
| 35 | 2/29 | @ Boston | L | 96-102 | 14-21 | Ilyasova, 25 | Garnett, 25 | 18,624 |
| 36 | 3/2 | @ Atlanta | L | 94-99 | 14-22 | Jennings, 34 | Smith, 24 | 13,311 |
| 37 | 3/3 | @ Orlando | L | 98-114 | 14-23 | Jennings, 27 | Howard, 28 | 18,846 |
| 38 | 3/5 | Philadelphia | W | 97-93 | 15-23 | Jennings, 33 | Williams, 26 | 12,315 |
| 39 | 3/7 | Chicago | L | 104-106 | 15-24 | Ilyasova, 32 | Rose, 30 | 15,389 |
| 40 | 3/9 | New York | W | 119-114 | 16-24 | Ilyasova, 26 | Stoudemire, 27 | 18,717* |
| 41 | 3/11 | @ Toronto | W | 105-99 | 17-24 | Ilyasova, 31 | DeRozan, 21 | 17,316 |
| 42 | 3/12 | @ New Jersey | W | 105-99 | 18-24 | Jennings, 34 | Humphries, 31 | 12,930 |
| 43 | 3/14 | Cleveland | W | 115-105 | 19-24 | Ilyasova, 22 | Irving, 28 | 15,319 |
| 44 | 3/16 | @ Golden State | W | 120-98 | 20-24 | Dunleavy, 24 | Lee, 22 | 19,596 |
| 45 | 3/20 | @ Portland | W | 116-87 | 21-24 | Gooden, 19 | Aldridge/Matthews, 21 | 20,387 |
| 46 | 3/22 | Boston | L | 91-100 | 21-25 | Jennings, 19 | Pierce, 25 | 15,171 |
| 47 | 3/23 | @ Charlotte | W | 112-92 | 22-25 | Mbah a Moute, 20 | Henderson, 29 | 13,729 |
| 48 | 3/24 | Indiana | L | 104-125 | 22-26 | Ilyasova, 22 | Hill, 24 | 16,207 |
| 49 | 3/26 | @ New York | L | 80-89 | 22-27 | Dunleavy, 26 | Anthony, 28 | 19,763 |
| 50 | 3/27 | Atlanta | W | 108-101 | 23-27 | Ellis, 33 | Smith, 30 | 12,223 |
| 51 | 3/30 | @ Cleveland | W | 121-84 | 24-27 | Jennings, 28 | Irving, 29 | 16,099 |
| 52 | 3/31 | Memphis | L | 95-99 | 24-28 | Jennings, 24 | Mayo, 24 | 17,106 |
| 53 | 4/2 | @ Washington | W | 112-98 | 25-28 | Jennings, 19 | Crawford, 23 | 16,234 |
| 54 | 4/4 | Cleveland | W | 107-98 | 26-28 | Ellis, 30 | Parker, 27 | 11,849 |
| 55 | 4/6 | Charlotte | W | 95-90 | 27-28 | Ellis, 25 | Mullens, 31 | 13,374 |
| 56 | 4/7 | Portland | W | 116-94 | 28-28 | Jennings/Udrih, 21 | Aldridge, 21 | 14,969 |
| 57 | 4/9 | Oklahoma City | L | 89-109 | 28-29 | Ilyasova, 18 | Westbrook, 26 | 14,111 |
| 58 | 4/11 | New York | L | 107-111 | 28-30 | Ellis, 35 | Anthony, 32 | 15,534 |
| 59 | 4/13 | @ Detroit | W | 113-97 | 29-30 | Gooden, 26 | Knight, 25 | 15,255 |
| 60 | 4/14 | Indiana | L | 99-105 | 29-31 | Ellis, 20 | Hibbert, 23 | 15,143 |
| 61 | 4/18 | @ Washington | L | 112-121 | 29-32 | Ellis, 31 | Crawford, 32 | 14,141 |
| 62 | 4/19 | @ Indiana | L | 109-118 | 29-33 | Jennings, 27 | Granger, 29 | 12,453 |
| 63 | 4/21 | New Jersey | W | 106-95 | 30-33 | Jennings, 30 | Wallace, 18 | 15,939 |
| 64 | 4/23 | Toronto | W | 92-86 | 31-33 | Jennings, 25 | J. Johnson, 22 | 13,867 |
| 65 | 4/25 | Philadelphia | L | 85-90 | 31-34 | Jennings, 19 | Turner, 29 | 13,489 |
| 66 | 4/26 | @ Boston | L | 74-87 | 31-35 | Harris, 16 | Bradley, 14 | 18,624 |

* denotes sellout

GENERAL
INFO

FRONT
OFFICE

PLAYERS

2011-12
SEASON

STATS &
RECORDS

HISTORY

NBA

OPPONENTS

MEDIA

2011-12 SEASON AT A GLANCE

BUCKS VS. NBA

Home/Road by Division/Conference

| | TOTAL | HOME | ROAD | OVERTIME |
|----------------|--------------|--------------|--------------|------------|
| Atlantic | 9-7 | 4-3 | 5-4 | — |
| Central | 7-8 | 4-4 | 3-4 | 1-0 |
| Southeast | 8-9 | 5-4 | 3-5 | — |
| Eastern | 24-24 | 13-11 | 11-13 | 1-0 |
| Southwest | 2-3 | 1-2 | 1-1 | — |
| Northwest | 3-4 | 2-2 | 1-2 | — |
| Pacific | 2-4 | 1-1 | 1-3 | — |
| Western | 7-11 | 4-5 | 3-6 | — |

Record by Team

| ATLANTIC | 9-7 | CENTRAL | 7-8 | SOUTHEAST | 8-9 |
|--------------|-----|---------------|-----|--------------|-----|
| Boston | 0-3 | Chicago | 0-4 | Atlanta | 1-2 |
| New Jersey | 3-0 | Cleveland | 4-0 | Charlotte | 2-1 |
| New York | 2-2 | Detroit | 3-1 | Miami | 2-1 |
| Philadelphia | 1-2 | Indiana | 0-3 | Orlando | 0-4 |
| Toronto | 3-0 | | | Washington | 3-1 |
| SOUTHWEST | 2-3 | NORTHWEST | 3-4 | PACIFIC | 2-4 |
| Dallas | 0-1 | Denver | 0-2 | Golden State | 1-0 |
| Houston | 1-0 | Minnesota | 1-0 | LA Clippers | 0-1 |
| Memphis | 0-1 | Oklahoma City | 0-1 | LA Lakers | 1-0 |
| New Orleans | 0-1 | Portland | 2-0 | Phoenix | 0-2 |
| San Antonio | 1-0 | Utah | 0-1 | Sacramento | 0-1 |

QUARTER SCORING

Bucks

| | 1st | 2nd | 3rd | 4th | OT | 2OT |
|------|--------|-----|-----|-----|----|-----|
| High | 36 (2) | 39 | 33 | 34 | 11 | — |
| Low | 15 | 13 | 12 | 11 | 11 | — |

Opponents

| | 1st | 2nd | 3rd | 4th | OT | 2OT |
|------|-----|--------|--------|-----|----|-----|
| High | 40 | 39 | 36 | 35 | 10 | — |
| Low | 11 | 12 (2) | 16 (3) | 9 | 10 | — |

ATTENDANCE

33 home games

485,717 (14,719 average) 2 sellouts (18,717 capacity)

33 road games

549,820 (16,661 average)

RECORD BY MONTH

| | OVERALL | HOME | ROAD |
|--------------|--------------|--------------|--------------|
| December | 2-1 | 2-0 | 0-1 |
| January | 7-10 | 4-2 | 3-8 |
| February | 5-10 | 2-6 | 3-4 |
| March | 10-7 | 4-4 | 6-3 |
| April | 7-7 | 5-4 | 2-3 |
| Total | 31-35 | 17-16 | 14-19 |

RECORD BY DAY OF THE WEEK

| | OVERALL | HOME | ROAD |
|-----------|---------|------|------|
| Sunday | 3-1 | — | 3-1 |
| Monday | 5-8 | 3-4 | 2-4 |
| Tuesday | 5-3 | 4-2 | 1-1 |
| Wednesday | 5-7 | 3-4 | 2-3 |
| Thursday | 1-4 | 1-1 | 0-3 |
| Friday | 9-5 | 3-0 | 6-5 |
| Saturday | 3-7 | 3-5 | 0-2 |

GAME LEADERSHIPS

| | SCORING | | | REB AST | | | DBL | | | TEAM LEADER/TIES | | | | |
|--------------|---------|-----|-----|---------|-----|-----|-----|----|-----|------------------|----|--|--|--|
| | 10+ | 20+ | 30+ | 10+ | 10+ | DBL | PTS | RB | AST | ST | BK | | | |
| Bogut | 9 | 1 | - | 4 | - | 3 | 1 | 7 | 2 | 2 | 10 | | | |
| Brockman | - | - | - | - | - | - | - | 1 | - | 1 | - | | | |
| Brown | - | - | - | - | - | - | - | - | - | - | - | | | |
| Delfino | 22 | 2 | - | - | - | - | 3 | 5 | 6 | 20 | 3 | | | |
| Dunleavy | 36 | 7 | - | - | - | - | 3 | 1 | 2 | 3 | - | | | |
| Ellis | 18 | 6 | 4 | - | 1 | 1 | 6 | - | 12 | 7 | 1 | | | |
| Gooden | 36 | 16 | - | 13 | 1 | 13* | 7 | 13 | 4 | 8 | 9 | | | |
| Harris | 7 | - | - | 1 | - | 1 | 2 | 2 | - | 2 | 3 | | | |
| Hobson | - | - | - | - | - | - | - | - | 1 | - | - | | | |
| Ilyasova | 37 | 11 | 2 | 25 | - | 20 | 9 | 31 | - | 8 | 16 | | | |
| Jackson | 13 | 3 | 1 | - | - | - | 3 | 1 | 6 | 4 | 2 | | | |
| Jennings | 59 | 31 | 8 | - | 6 | 6 | 32 | 1 | 35 | 24 | 7 | | | |
| Leuer | 10 | - | - | - | - | - | - | 2 | - | 1 | 5 | | | |
| Livingston | 13 | - | - | - | - | - | - | 3 | 7 | 4 | | | | |
| Mbah a Moute | 10 | 2 | - | 3 | - | 3 | 1 | 6 | - | 6 | 5 | | | |
| Sanders | 3 | - | - | 2 | - | 1 | - | 2 | - | 5 | 26 | | | |
| Udoh | 3 | - | - | 2 | - | - | - | 3 | - | 2 | 14 | | | |
| Udrih | 10 | 1 | - | - | 1 | - | 1 | - | 15 | 7 | - | | | |

*Includes one triple-double on 3/14

BUCKS RECORD WHEN ...

| | |
|-------------------------------|-------|
| They shoot .500 + | 13-1 |
| They shoot .450 - .499 | 9-6 |
| They shoot .449 or less | 9-28 |
| They score 100+ | 25-8 |
| They score 90-99 | 6-15 |
| They score 89 or less | 0-12 |
| They have = or more rebounds | 18-11 |
| They have = or more assists | 25-14 |
| They have = or more steals | 22-19 |
| They have = or more turnovers | 9-16 |
| They have = or higher FG% | 21-7 |
| Ahead or tied after 1st Q | 21-14 |
| Ahead or tied at the half | 22-15 |
| Ahead or tied after 3rd Q | 25-8 |
| They score 30+ in 1st Q | 11-6 |
| They score 50+ in 1st H | 24-17 |

| | |
|-----------------------------|-------|
| Opp. shoot .500 + | 3-10 |
| Opp. shoot .450 - .499 | 7-10 |
| Opp. shoots .449 or less | 21-15 |
| Opp. scores 100+ | 6-19 |
| Opp. scores 90-99 | 16-12 |
| Opp. scores 89 or less | 9-4 |
| Opp. have more rebounds | 13-24 |
| Opp. has more assists | 6-21 |
| Opp. has more steals | 9-16 |
| Opp. has more turnovers | 22-19 |
| Opp. has a higher FG% | 10-28 |
| They are behind after 1st Q | 10-21 |
| They are behind at the half | 9-20 |
| They are behind after 3rd Q | 6-27 |
| Opp. scores 30+ in 1st Q | 8-14 |
| Opp. scores 50+ in 1st H | 14-21 |

MARGINS OF VICTORY/DEFEAT

| | 1 | 2 | 3 | 4 | 5 | 6 | 7 | 8 | 9 | 10 | 11 | 12 | 13 | 14 | 15 | 16 | 17 | 18 | 19 | 20 |
|---------|----|----|----|----|----|----|----|----|----|----|----|----|----|----|----|----|----|----|----|----|
| Won by | 2 | - | 2 | 1 | 2 | 5 | 2 | 1 | 3 | 1 | 2 | - | - | 2 | - | 1 | - | - | - | 1 |
| Lost by | 1 | 2 | 3 | 2 | 5 | 3 | 1 | 1 | 5 | 1 | - | 2 | 1 | - | - | 2 | - | 1 | 1 | 1 |
| | 21 | 22 | 23 | 24 | 25 | 26 | 27 | 28 | 29 | 30 | 31 | 32 | 33 | 34 | 35 | 36 | 37 | 38 | 39 | 40 |
| Won by | 2 | 2 | - | - | - | - | - | 1 | - | - | - | - | - | - | - | - | 1 | - | - | - |
| Lost by | 1 | - | 1 | - | - | 1 | - | - | - | - | - | - | - | - | - | - | - | - | - | - |

2011-12 SEASON AT A GLANCE

TRANSACTIONS

| | | | |
|-----------|---|-----------|---|
| 6/21/11: | Made qualifying offer to Luc Richard Mbah a Moute. | 12/10/11: | Signed free agents Darington Hobson, Ron Howard and Marcus Lewis to contracts. |
| 6/23/11: | Acquired Stephen Jackson, Shaun Livingston and draft rights to Tobias Harris from Charlotte and Beno Udrih from Sacramento in a three-team deal. Milwaukee sent Corey Maggette to Charlotte and John Salmons and draft rights to Jimmer Fredette to Sacramento. | 12/13/11: | Re-signed Luc Richard Mbah a Moute to a multi-year contract. |
| 6/29/11: | Picked up fourth-year option on Brandon Jennings' contract and third-year option on Larry Sanders' contract. | 12/15/11: | Signed second-round draft pick Jon Leuer. |
| 8/15/11: | Sidney Moncrief hired as an assistant coach. | 12/19/11: | Waived Ron Howard and Marcus Lewis. |
| 12/9/11: | Acquired the rights to Spanish forward/center Albert Miralles from Boston in exchange for Keyon Dooling and a protected second round draft pick. | 12/29/11: | Assigned Darington Hobson to the Fort Wayne Mad Ants of the NBA D-League. |
| 12/10/11: | Signed free agent Mike Dunleavy to a multi-year contract. | 1/4/12: | Recalled Darington Hobson from the Fort Wayne Mad Ants of the NBA D-League. |
| 12/10/11: | Signed 2011 first round draft pick Tobias Harris to a contract. | 1/18/12: | Assigned Darington Hobson to the Fort Wayne Mad Ants of the NBA D-League. |
| | | 2/1/12: | Darington Hobson from the Fort Wayne Mad Ants of the NBA D-League. |
| | | 2/3/12: | Waived Darington Hobson. |
| | | 3/14/12: | Acquired Monta Ellis, Ekpe Udoh and Kwame Brown from Golden State in exchange for Andrew Bogut and Stephen Jackson. |

STARTING LINEUPS

Starting Lineup Combinations

| | | |
|---|-----|-------|
| Jennings, Dunleavy, Jackson, Ilyasova, Bogut | 2-1 | .667 |
| Jennings, Delfino, Jackson, Ilyasova, Bogut | 1-1 | .500 |
| Jennings, Delfino, Jackson, Ilyasova, Gooden | 0-4 | .000 |
| Jennings, Delfino, Jackson, Leuer, Bogut | 1-2 | .667 |
| Jennings, Delfino, Jackson, Leuer, Gooden | 0-1 | .000 |
| Jennings, Livingston, Delfino, Leuer, Bogut | 2-0 | 1.000 |
| Jennings, Livingston, Delfino, Mbah a Moute, Bogut | 1-1 | .500 |
| Jennings, Livingston, Delfino, Mbah a Moute, Gooden | 5-7 | .417 |
| Jennings, Livingston, Delfino, Ilyasova, Leuer | 1-3 | .250 |
| Jennings, Livingston, Delfino, Ilyasova, Gooden | 1-2 | .333 |
| Jennings, Delfino, Harris, Ilyasova, Gooden | 5-2 | .714 |
| Jennings, Ellis, Delfino, Mbah a Moute, Gooden | 1-1 | .500 |
| Jennings, Ellis, Delfino, Ilyasova, Gooden | 4-7 | .364 |
| Jennings, Ellis, Mbah a Moute, Udoh, Gooden | 1-0 | 1.000 |
| Jennings, Ellis, Mbah a Moute, Ilyasova, Gooden | 3-1 | .750 |
| Jennings, Ellis, Mbah a Moute, Ilyasova, Udoh | 1-0 | 1.000 |
| Jennings, Ellis, Livingston, Ilyasova, Udoh | 1-0 | 1.000 |
| Jennings, Ellis, Livingston, Ilyasova, Gooden | 1-0 | 1.000 |
| Jennings, Livingston, Harris, Leuer, Udoh | 0-2 | .000 |

Record as a Starter

| | | |
|------------------|-------|------|
| Andrew Bogut | 7-5 | .583 |
| Carlos Delfino | 22-31 | .415 |
| Mike Dunleavy | 2-1 | .667 |
| Monta Ellis | 12-9 | .571 |
| Drew Gooden | 21-25 | .457 |
| Tobias Harris | 5-4 | .556 |
| Ersan Ilyasova | 20-21 | .489 |
| Stephen Jackson | 4-9 | .308 |
| Brandon Jennings | 33-35 | .470 |
| Jon Leuer | 4-8 | .333 |
| Shaun Livingston | 12-15 | .444 |
| Luc Mbah a Moute | 12-10 | .545 |
| Ekpe Udoh | 3-2 | .600 |

GAMES MISSED

| Players | Date(s) | Games | Injury |
|------------------|--------------------------------|------------|----------------------------|
| Andrew Bogut | 1/3-8 | 4 | Personal Reasons |
| | 1/13 | 1 | Concussion-like Symptoms |
| | 1/27-3/12 | 25 | Fractured Left Ankle |
| Kwame Brown | 3/16-4/26 | 23 | Torn Pectoral Muscle |
| Carlos Delfino | 12/26-27 | 2 | Sprained Right Wrist |
| | 3/27-4/6, 4/21-26 | 10 | Right Groin Injury |
| Mike Dunleavy | 1/2 | 1 | Illness |
| | 1/3-17 | 9 | Groin Pain |
| | 3/2 | 1 | Personal Reasons |
| Monta Ellis | 4/25-26 | 2 | Right Hand Injury |
| Ersan Ilyasova | 2/8, 3/27 | 2 | Back Spasms |
| | 3/16 | 1 | Bronchial Illness |
| | 4/19 | 1 | Right Knee & Quad Soreness |
| | 4/25 | 1 | Sore Right Knee |
| Drew Gooden | 12/27 | 1 | NBA Suspension |
| | 2/17-22 | 4 | Right Wrist Sprain |
| | 4/4-6 | 2 | Sore Back |
| Tobias Harris | 12/26-27 | 2 | Dehydration |
| | 2/19-22 | 3 | Right Shoulder Contusion |
| Stephen Jackson | 1/28 | 1 | NBA Suspension |
| | 2/22-3/12 | 10 | Sore Right Hamstring |
| Shaun Livingston | 3/11-14 | 3 | Sprained Left Ankle |
| Luc Mbah a Moute | 12/26-30, 1/5-16 | 10 | Right Knee Tendonitis |
| | 2/29 | 1 | Left Shoulder Pain |
| | 3/5-7, 3/11-12, 4/6-7, 4/23-26 | 9 | Right Knee Soreness |
| Larry Sanders | 2/10 | 1 | Illness |
| | 4/21-23 | 2 | NBA Suspension |
| Beno Udrih | 1/3, 1/7-13 | 6 | Sprained Left Shoulder |
| | 4/2 | 1 | Left Hand Injury |
| TOTAL | | 139 | |

DNP – Coach's Decision (82): Jon Brockman (28), Drew Gooden (3), Tobias Harris (15), Darington Hobson (4), Ersan Ilyasova (1), Stephen Jackson (4), Jon Leuer (8), Shaun Livingston (5), Luc Mbah a Moute (3), Larry Sanders (11)

DNP – Inactive List (36): Jon Brockman (3), Kwame Brown (2), Monta Ellis (1), Tobias Harris (4), Darington Hobson (12), Stephen Jackson (1), Jon Leuer (12), Ekpe Udoh (1)

GENERAL
INFO

FRONT
OFFICE

PLAYERS

2011-12
SEASON

STATS &
RECORDS

HISTORY

NBA

OPPONENTS

MEDIA

2011-12 HIGHS & LOWS - TEAM

| BUCKS | | | |
|--|-----------|------------------|----------|
| POINTS | | | |
| High | 121 | at Cleveland | 03/30/12 |
| Low | 73 | at Utah | 01/03/12 |
| High - Half | 71 | at Cleveland | 03/30/12 |
| Low - Half | 28 | at New York | 03/26/12 |
| High - Quarter | 39 | at Orlando | 03/03/12 |
| Low - Quarter | 11 | at Orlando | 02/17/12 |
| FIELD GOALS MADE | | | |
| High | 50 | at Cleveland | 03/30/12 |
| Low | 26 | at Detroit | 02/03/12 |
| FIELD GOALS ATTEMPTED | | | |
| High | 98 (OT) | Cleveland | 02/10/12 |
| | 96 | at Boston | 02/29/12 |
| Low | 70 | Detroit | 01/30/12 |
| FIELD GOAL % | | | |
| High | .578 | at Portland | 03/20/12 |
| Low | .305 | at Utah | 01/03/12 |
| 3-POINT FIELD GOALS MADE | | | |
| High | 14 | at Houston | 01/25/12 |
| Low | 1 | Chicago | 02/04/12 |
| 3-POINT FIELD GOALS ATTEMPTED | | | |
| High | 30 | at Miami | 01/22/12 |
| Low | 9 | at Boston | 04/26/12 |
| 3-POINT FIELD GOAL % | | | |
| High | .643 | San Antonio | 01/10/12 |
| Low | .083 | Chicago | 02/04/12 |
| FREE THROWS MADE | | | |
| High | 30 | at Miami | 01/22/12 |
| Low | 7 (3) | Philadelphia | 04/25/12 |
| FREE THROWS ATTEMPTED | | | |
| High | 37 (3) | New Jersey | 04/21/12 |
| Low | 7 | Orlando | 02/11/12 |
| FREE THROW % | | | |
| High | 1.000 (2) | Detroit (17-17) | 01/12/12 |
| Low | .529 | Cleveland | 04/04/12 |
| OFFENSIVE REBOUNDS | | | |
| High | 23 | at Utah | 01/03/12 |
| Low | 6 (2) | at Portland | 03/20/12 |
| DEFENSIVE REBOUNDS | | | |
| High | 43 | Philadelphia | 04/25/12 |
| Low | 17 | at Chicago | 02/22/12 |
| TOTAL REBOUNDS | | | |
| High | 54 | at Golden State | 03/16/12 |
| Low | 29 | at Chicago | 02/22/12 |
| ASSISTS | | | |
| High | 38 | Cleveland | 03/14/12 |
| Low | 10 | at Detroit | 02/03/12 |
| STEALS | | | |
| High | 14 | Charlotte | 04/06/12 |
| Low | 3 | Orlando | 02/11/12 |
| TURNOVERS | | | |
| High | 23 | at Boston | 04/26/12 |
| Low | 6 | at Cleveland | 03/30/12 |
| OPPONENTS POINTS OFF OF TURNOVERS | | | |
| High | 33 | at Dallas | 01/13/12 |
| Low | 7 | at Portland | 03/20/12 |
| BLOCKED SHOTS | | | |
| High | 11 (2) | Philadelphia | 04/25/12 |
| Low | 0 (2) | at New York | 03/26/12 |
| FOULS | | | |
| High | 31 | at L.A. Clippers | 01/07/12 |
| Low | 8 | Chicago | 02/04/12 |

| OPPONENT | | | |
|--|-----------|--------------------|----------|
| POINTS | | | |
| High | 125 | Indiana | 03/24/12 |
| Low | 81 | Washington | 12/30/11 |
| High - Half | 68 | Indiana | 03/24/12 |
| Low - Half | 27 | at Boston | 04/26/12 |
| High - Quarter | 40 | Miami | 02/01/12 |
| Low - Quarter | 9 | at Boston | 04/26/12 |
| FIELD GOALS MADE | | | |
| High | 49 | at Washington | 04/18/12 |
| Low | 25 | at Miami | 01/22/12 |
| FIELD GOALS ATTEMPTED | | | |
| High | 101 | Philadelphia | 04/25/12 |
| Low | 66 | at Utah | 01/03/12 |
| FIELD GOAL % | | | |
| High | .600 | San Antonio | 01/10/12 |
| Low | .341 | at New Jersey | 02/19/12 |
| 3-POINT FIELD GOALS MADE | | | |
| High | 15 | Orlando | 02/11/12 |
| Low | 1 (2) | at Charlotte | 03/23/12 |
| 3-POINT FIELD GOALS ATTEMPTED | | | |
| High | 37 | Orlando | 02/11/12 |
| Low | 5 | Detroit | 01/12/12 |
| 3-POINT FIELD GOAL % | | | |
| High | .600 | Detroit | 01/12/12 |
| Low | .111 | Detroit | 01/30/12 |
| FREE THROWS MADE | | | |
| High | 33 | Minnesota | 12/27/12 |
| Low | 3 | Chicago | 02/04/12 |
| FREE THROWS ATTEMPTED | | | |
| High | 45 | Minnesota | 12/27/12 |
| Low | 4 | Chicago | 02/04/12 |
| FREE THROW % | | | |
| High | 1.000 (3) | Washington (21-21) | 02/28/12 |
| Low | .526 | at Cleveland | 03/30/12 |
| OFFENSIVE REBOUNDS | | | |
| High | 23 | at Sacramento | 01/05/12 |
| Low | 5 (2) | at New Jersey | 03/12/12 |
| DEFENSIVE REBOUNDS | | | |
| High | 42 | Chicago | 02/04/12 |
| Low | 23 (2) | Cleveland | 04/04/12 |
| TOTAL REBOUNDS | | | |
| High | 58 | Memphis | 03/31/12 |
| Low | 33 | Portland | 04/07/12 |
| ASSISTS | | | |
| High | 33 (OT) | Cleveland | 02/10/12 |
| | 32 | at Chicago | 02/22/12 |
| Low | 9 | at Miami | 01/22/12 |
| STEALS | | | |
| High | 14 | at Boston | 04/26/12 |
| Low | 2 | at Cleveland | 03/30/12 |
| TURNOVERS | | | |
| High | 26 | Minnesota | 12/27/11 |
| Low | 8 | at Chicago | 01/27/12 |
| OPPONENTS POINTS OFF OF TURNOVERS | | | |
| High | 29 | Minnesota | 12/27/11 |
| Low | 2 | at Philadelphia | 01/16/12 |
| BLOCKED SHOTS | | | |
| High | 12 | at Utah | 01/03/12 |
| Low | 0 | Minnesota | 12/27/11 |
| FOULS | | | |
| High | 30 | at Toronto | 03/11/12 |
| Low | 9 | Philadelphia | 04/25/12 |

NOTE: Numbers in () indicate totals achieved more than once.

2011-12 HIGHS & LOWS - INDIVIDUAL

| BUCKS | | | | OPPONENTS | | | |
|----------------------|----|----------------|----------|----------------------|----|----------------|----------|
| Points | | | | Points | | | |
| Brandon Jennings | 36 | @ New York | 01/20/12 | LeBron James | 40 | Miami | 02/01/12 |
| Monta Ellis | 35 | New York | 04/11/12 | LeBron James | 35 | Miami | 02/13/12 |
| Brandon Jennings | 34 | @ New Jersey | 03/12/12 | Carmelo Anthony | 35 | @ New York | 01/20/12 |
| Brandon Jennings | 34 | @ Atlanta | 03/02/12 | Antawn Jamison | 34 | @ Cleveland | 02/10/12 |
| Stephen Jackson | 34 | San Antonio | 01/10/12 | Derrick Rose | 34 | @ Chicago | 01/27/12 |
| Rebounds | | | | Rebounds | | | |
| Ersan Ilyasova | 25 | @ New Jersey | 02/19/12 | Dwight Howard | 20 | @ Orlando | 02/17/12 |
| Ersan Ilyasova | 19 | @ Houston | 01/25/12 | Kevin Love | 20 | Minnesota | 12/27/11 |
| Ersan Ilyasova | 18 | Philadelphia | 03/05/12 | Josh Smith | 19 | @ Atlanta | 03/02/12 |
| Ersan Ilyasova | 17 | New Jersey | 04/21/12 | Josh Smith | 18 | Atlanta | 03/27/12 |
| Luc Mbah a Moute | 17 | @ Golden State | 03/16/12 | Kris Humphries | 18 | @ New Jersey | 03/12/12 |
| Assists | | | | Assists | | | |
| Drew Gooden | 13 | Cleveland | 03/15/12 | Steve Nash | 17 | @ Phoenix | 01/08/12 |
| Brandon Jennings | 12 | Atlanta | 01/23/12 | Ramon Sessions | 16 | @ Cleveland | 02/10/12 |
| Brandon Jennings | 11 | San Antonio | 01/10/12 | Rajon Rondo | 15 | @ Boston | 04/26/12 |
| Blocks | | | | Blocks | | | |
| Larry Sanders | 5 | Philadelphia | 04/25/12 | John Wall | 15 | Washington | 02/28/12 |
| Larry Sanders | 4 | @ Indiana | 04/19/12 | Jose Calderon | 15 | @ Toronto | 02/08/12 |
| Ekpe Udoh | 4 | @ Portland | 03/20/12 | Rajon Rondo | 14 | Boston | 03/22/12 |
| Larry Sanders | 4 | @ Toronto | 03/11/12 | Steals | | | |
| Larry Sanders | 4 | @ Toronto | 02/08/12 | Serge Ibaka | 5 | Oklahoma City | 04/09/12 |
| Steals | | | | Greg Stiemsma | 5 | Boston | 03/22/12 |
| Brandon Jennings | 5 | Charlotte | 04/06/12 | Derrick Favors | 5 | @ Utah | 01/03/12 |
| Drew Gooden | 5 | Memphis | 03/31/12 | Steals | | | |
| Carlos Delfino | 5 | Orlando | 02/20/12 | Thabo Sefolosha | 7 | Oklahoma City | 04/09/12 |
| Brandon Jennings | 5 | @ Sacramento | 01/05/12 | Jrue Holiday | 5 | Philadelphia | 04/25/12 |
| FG Made | | | | Ryan Anderson | 5 | @ Orlando | 03/03/12 |
| Monta Ellis | 15 | Cleveland | 04/04/12 | Jrue Holiday | 5 | @ Philadelphia | 01/16/12 |
| Monta Ellis | 15 | Atlanta | 03/27/12 | FG Made | | | |
| Brandon Jennings | 15 | @ New York | 01/20/12 | LeBron James | 16 | Miami | 02/13/12 |
| FG Attempted | | | | 5 times | 14 | | |
| Brandon Jennings | 26 | @ New York | 01/20/12 | FG Attempted | | | |
| Monta Ellis | 25 | @ Washington | 04/18/12 | Evan Turner | 29 | Philadelphia | 04/25/12 |
| Monta Ellis | 25 | New York | 04/11/12 | Carmelo Anthony | 26 | New York | 04/11/12 |
| Monta Ellis | 25 | Cleveland | 04/04/12 | Kemba Walker | 26 | Charlotte | 04/06/12 |
| Brandon Jennings | 25 | Miami | 02/01/12 | Josh Smith | 26 | Atlanta | 03/27/12 |
| FT Made | | | | Carmelo Anthony | 26 | @ New York | 01/20/12 |
| Brandon Jennings | 12 | @ Miami | 01/22/12 | FT Made | | | |
| Brandon Jennings | 10 | @ Indiana | 04/19/12 | Kevin Love | 19 | Minnesota | 12/27/11 |
| Drew Gooden | 10 | Chicago | 02/04/12 | Derrick Rose | 14 | Chicago | 03/07/12 |
| Drew Gooden | 10 | @ Chicago | 01/27/12 | Carmelo Anthony | 12 | @ New York | 03/26/12 |
| FT Attempted | | | | LeBron James | 12 | @ Miami | 01/22/12 |
| Brandon Jennings | 13 | @ Miami | 01/22/12 | FT Attempted | | | |
| Ersan Ilyasova | 12 | Memphis | 03/31/12 | Kevin Love | 24 | Minnesota | 12/27/11 |
| Brandon Jennings | 12 | @ Orlando | 03/03/12 | Louis Williams | 15 | Philadelphia | 03/05/12 |
| 3FG Made | | | | 4 times | 14 | | |
| Brandon Jennings | 7 | Miami | 02/01/12 | 3FG Made | | | |
| Brandon Jennings | 6 | @ New Jersey | 03/12/12 | Jason Richardson | 9 | Orlando | 02/11/12 |
| Carlos Delfino | 6 | @ Toronto | 02/08/12 | Kyrie Irving | 6 | @ Cleveland | 03/30/12 |
| Brandon Jennings | 6 | @ New York | 01/20/12 | Marco Belinelli | 6 | New Orleans | 02/15/12 |
| Brandon Jennings | 6 | @ Sacramento | 01/05/12 | 3FG Attempted | | | |
| 3FG Attempted | | | | Kevin Martin | 12 | @ Houston | 01/25/12 |
| Brandon Jennings | 14 | Miami | 02/01/12 | Jason Richardson | 11 | Orlando | 02/11/12 |
| Brandon Jennings | 12 | @ New York | 01/20/12 | Danny Granger | 10 | @ Indiana | 04/19/12 |
| Brandon Jennings | 11 | @ Chicago | 01/27/12 | J.R. Smith | 10 | @ New York | 03/26/12 |

GENERAL
INFO

FRONT
OFFICE

PLAYERS

2011-12
SEASON

STATS &
RECORDS

HISTORY

NBA

OPPONENTS

MEDIA

2011-12 INDIVIDUAL SEASON HIGHS

| PLAYER | MINUTES | FIELD GOALS | FREE THROWS | OFF. | REBOUNDS DEF. | TOTAL | ASSISTS | STEALS | TURNOVERS | BLOCKED SHOTS | POINTS |
|--------------------------|--------------------------------|------------------------------|------------------------------|------------------------------|------------------------------|------------------------------|------------------------------|------------------------------|------------------------------|-------------------------------|----------------------------|
| ANDREW BOGUT | 41 Jan. 16 at Phil. | 10 Jan. 16 at Phil. | 3 (2) Jan. 22 at Miami | 5 Jan. 10 vs S.A. | 13 Dec. 30 vs Wash. | 15 Dec. 30 vs Wash. | 4 (3) Jan. 23 vs Atl. | 2 (4) Jan. 20 at N.Y. | 4 (2) Jan. 20 at N.Y. | 3 (6) Jan. 25 at Hou. | 20 Jan. 16 at Phil. |
| JON BROCKMAN | 21 Apr. 25 vs Phil. | 3 Mar. 24 vs Ind. | 2 (2) Mar. 16 at G.S. | 6 Jan. 13 at Dall. | 7 Apr. 25 vs Phil. | 9 (2) Apr. 25 vs Phil. | 2T Feb. 11 vs Ori. | 1 (4) Mar. 23 at Cha. | 3T Feb. 17 at Ori. | 1 Feb. 13 vs Miami | 6 Mar. 24 vs Ind. |
| CARLOS DELFINO | 44 Mar. 14 vs Clev. | 8 Feb. 13 vs Miami | 5 (2) Apr. 13 at Det. | 3 Mar. 8 at Tor. | 9 Mar. 16 at G.S. | 9 (3) Mar. 16 at G.S. | 8T Feb. 20 vs Ori. | 5T Feb. 20 vs Ori. | 5T Feb. 19 at N.J. | 2 (2) Jan. 12 vs Det. | 25 Feb. 8 at Tor. |
| MIKE DUNLEAVY | 41 Mar. 11 at Tor. | 10 (2) Mar. 26 at N.Y. | 8 Apr. 19 at Ind. | 2 (8) Apr. 19 at Ind. | 8 Apr. 14 vs Ind. | 8 (3) Apr. 19 at Ind. | Dec. 27 vs Minn. | 3 Feb. 28 vs Wash. | 4 Mar. 11 at Tor. | 2 Feb. 8 at Tor. | 28 Feb. 28 vs Wash. |
| MONTA ELLIS | 42 (2) Apr. 19 at Ind. | 15 (2) Apr. 4 vs Clev. | 8 Apr. 23 vs Tor. | 1 (4) Apr. 9 vs OKC. | 6 (2) Apr. 23 vs Tor. | 6 (2) Apr. 23 vs Tor. | 10 Apr. 11 vs N.Y. | 4 (2) Apr. 23 vs Tor. | 5 (2) Apr. 11 vs N.Y. | 2T Apr. 18 at Wash. | 35 Apr. 11 vs N.Y. |
| DREW GOODEN | 42 Feb. 11 vs Ori. | 12 (3) Apr. 13 at Det. | 10 (2) Feb. 4 vs Chi. | 7 Jan. 3 at Utah | 9 (3) Feb. 8 at Tor. | 15 Jan. 27 at Chi. | 13T Mar. 14 vs Clev. | 5T Mar. 31 vs Mem. | 6T(2) Mar. 9 vs N.Y. | 3 Mar. 24 vs Ind. | 27 Mar. 7 vs Chi. |
| TOBIAS HARRIS | 37C Apr. 25 vs Phil. | 8C Feb. 4 vs Chi. | 7C Jan. 8 at Phoe. | 5C Jan. 17 vs Den. | 9C Apr. 25 vs Phil. | 13C Apr. 25 vs Phil. | 3C(2) Apr. 26 at Bos. | 2C(2) Mar. 7 vs Chi. | 5C Apr. 26 at Bos. | 2C Feb. 17 at Ori. | 19C Feb. 4 vs Chi. |
| DARINGTON HOBSON | 18C Jan. 13 at Dall. | 2C Jan. 8 at Phoe. | 0C | 0C | 1C(3) Jan. 13 at Dall. | 1C(3) Jan. 13 at Dall. | 3C(2) Jan. 13 at Dall. | 0C | 2C Jan. 13 at Dall. | 0C | 4C Jan. 8 at Phoe. |
| ERSAN ILYASOVA | 44C Mar. 11 at Tor. | 14C Mar. 7 vs Chi. | 8C(3) Mar. 31 vs Mem. | 13C Feb. 19 at N.J. | 14T(2) Mar. 31 vs Mem. | 25C Feb. 19 at N.J. | 4 (2) Mar. 5 vs Phil. | 3 (2) Apr. 21 vs N.J. | 4T(4) Apr. 18 at Wash. | 2T(13) Apr. 21 vs N.J. | 32C Mar. 7 vs Chi. |
| STEPHEN JACKSON | 45 Jan. 7 at LA-C | 12 Jan. 10 vs S.A. | 7 (2) Jan. 10 vs S.A. | 3 Dec. 27 vs Minn. | 7 Jan. 16 at Phil. | 9 Jan. 16 at Phil. | 8 Jan. 10 vs S.A. | 3 (3) Jan. 16 at Phil. | 7 Jan. 5 at Sac. | 2 Jan. 23 vs Atl. | 34 Jan. 10 vs S.A. |
| BRANDON JENNINGS | 45 Apr. 14 vs Ind. | 15 Jan. 20 at N.Y. | 12C Jan. 22 at Miami | 3 (3) Apr. 21 vs N.J. | 7 Mar. 12 at N.J. | 8 Apr. 14 vs Ind. | 12 Jan. 23 vs Atl. | 5T(2) Apr. 6 vs Cha. | 6 Jan. 2 at Den. | 3T Apr. 14 vs Ind. | 36 Jan. 20 at N.Y. |
| JON LEUER | 32C Jan. 12 vs Det. | 9C Jan. 27 at Chi. | 4C Dec. 27 vs Minn. | 5C Jan. 7 at LA-C | 7C Dec. 27 vs Minn. | 9C Jan. 7 at LA-C | 5C Jan. 12 vs Det. | 2C(2) Dec. 30 vs Wash. | 3C(2) Apr. 25 vs Phil. | 2C(4) Jan. 30 vs Det. | 19C Jan. 27 at Chi. |
| SHAUN LIVINGSTON | 39 Jan. 22 at Miami | 7 Jan. 20 at N.Y. | 8T Feb. 11 at N.J. | 3 (2) Feb. 11 vs Ori. | 6 Apr. 25 vs Phil. | 7 Feb. 4 vs Phil. | 7 Apr. 25 vs Phil. | 2 (7) Feb. 17 at Ori. | 4 (3) Apr. 26 at Bos. | 2 (4) Apr. 25 vs Phil. | 18 Jan. 20 at N.Y. |
| LUC RICHARD MBAH A MOUTE | 43 Apr. 21 vs N.J. | 10C Mar. 16 at G.S. | 6 (2) Feb. 8 at Tor. | 9 Mar. 16 at G.S. | 9 Mar. 14 vs Clev. | 17 Mar. 16 at G.S. | 3 (3) Mar. 30 at Clev. | 4 Mar. 2 at Atl. | 4 Feb. 19 at N.J. | 2 (7) Apr. 21 vs N.J. | 22C Mar. 16 at G.S. |
| LARRY SANDERS | 32 Apr. 25 vs Phil. | 7T Apr. 7 vs Port. | 3 Mar. 11 at Tor. | 7C Feb. 20 vs Ori. | 6 Apr. 13 at Det. | 12C Feb. 20 vs Ori. | 4C Jan. 5 at Sac. | 4C Apr. 25 vs Phil. | 3 (3) Apr. 25 vs Phil. | 5 Apr. 25 vs Phil. | 14 Apr. 7 vs Port. |
| EKPE UDOH | 32 Apr. 4 vs Clev. | 6 Apr. 2 at Wash. | 5 Apr. 19 at Ind. | 6T Mar. 27 vs Atl. | 6T Mar. 22 vs Bos. | 10C(2) Mar. 27 vs Ori. | 5C Apr. 2 at Wash. | 2 (5) Apr. 26 at Bos. | 2 (4) Apr. 26 at Bos. | 4 Mar. 20 at Port. | 15 Apr. 2 at Wash. |
| BENO UDRIH | 33 Mar. 12 at N.J. | 9 Apr. 7 vs Port. | 7 Mar. 11 at Tor. | 3 Dec. 30 vs Wash. | 5 Jan. 17 vs Den. | 5 (3) Apr. 26 at Bos. | 10 Mar. 30 at Clev. | 4 Mar. 20 at Port. | 5 Apr. 26 at Bos. | 1 Jan. 30 vs Phil. | 21 Apr. 7 vs Port. |
| BUCKS High Games | 265 Feb. 10 at Clev. | 50 Mar. 30 at Clev. | 30 Jan. 22 at Miami | 23 Jan. 3 at Utah | 43 Apr. 25 vs Phil. | 54 Mar. 16 at G.S. | 38 Mar. 14 vs Clev. | 14 Apr. 6 vs Cha. | 23 Apr. 26 at Bos. | 11 (2) Apr. 25 vs Phil. | 121 Mar. 30 at Clev. |
| BUCKS Low Games | 240 (65) Apr. 26 at Bos. | 26 Feb. 3 at Det. | 7 (3) Apr. 25 vs Phil. | 6 (2) Mar. 20 at Port. | 17 Feb. 22 at Chi. | 29 Feb. 22 at Chi. | 10 Feb. 3 at Det. | 3 Feb. 11 vs Ori. | 6 Mar. 30 at Clev. | 0 (2) Mar. 26 at N.Y. | 73 Jan. 3 at Utah |
| OPPONENTS High Games | 265 Feb. 10 at Clev. | 49 Apr. 18 at Wash. | 33 Dec. 27 vs Minn. | 23 Jan. 5 at Sac. | 42 Feb. 4 vs Chi. | 58 Mar. 31 vs Mem. | 33 Feb. 10 at Clev. | 14 Apr. 26 at Clev. | 26 Dec. 27 vs Minn. | 12 Jan. 3 at Utah | 125 Mar. 24 vs Ind. |
| OPPONENTS Low Games | 240 (65) Apr. 26 at Bos. | 25 Jan. 22 at Miami | 3 Feb. 4 vs Chi. | 5 (2) Mar. 12 at N.J. | 23 (2) Apr. 4 vs Clev. | 33 Apr. 7 vs Port. | 9 Jan. 22 at Miami | 2 Mar. 30 at Clev. | 9 (2) Apr. 19 at Ind. | 0 Dec. 27 vs Minn. | 81 Dec. 30 vs Wash. |

"C" indicates a new career-high, "T" a tied career-high.

Numbers in parentheses indicate the number of games in which a player or team has reached a given total (if more than one).



MILWAUKEE BUCKS STATS & RECORDS

SEASON-BY-SEASON RECORD/TITLES

| Season | Home | (Neutral) | Road | (Neutral) | Overall | Pct | Playoffs |
|---------|-------|-----------|-------|-----------|---------|------|----------|
| 1968-69 | 18-22 | (3-3) | 9-33 | (1-6) | 27-55 | .328 | – |
| 1969-70 | 29-12 | (2-1) | 27-14 | (3-0) | 56-26 | .683 | 5-5 |
| 1970-71 | 38-3 | (4-1) | 28-13 | – | 66-16 | .805 | 12-2 |
| 1971-72 | 34-7 | (3-2) | 29-12 | (2-0) | 63-19 | .768 | 6-5 |
| 1972-73 | 35-6 | (2-1) | 25-16 | (0-1) | 60-22 | .732 | 2-4 |
| 1973-74 | 34-7 | (3-0) | 25-16 | (1-0) | 59-23 | .720 | 11-5 |
| 1974-75 | 25-16 | (1-2) | 13-28 | – | 38-44 | .463 | – |
| 1975-76 | 22-19 | – | 16-25 | – | 38-44 | .463 | 1-2 |
| 1976-77 | 24-17 | – | 6-35 | – | 30-52 | .366 | – |
| 1977-78 | 28-13 | – | 16-25 | – | 44-38 | .537 | 5-4 |
| 1978-79 | 28-13 | – | 10-31 | – | 38-44 | .463 | – |
| 1979-80 | 28-13 | – | 21-20 | – | 49-33 | .598 | 3-4 |
| 1980-81 | 34-7 | – | 26-15 | – | 60-22 | .732 | 3-4 |
| 1981-82 | 31-10 | – | 24-17 | – | 55-27 | .671 | 2-4 |
| 1982-83 | 31-10 | – | 20-21 | – | 51-31 | .621 | 5-4 |
| 1983-84 | 30-11 | – | 20-21 | – | 50-32 | .609 | 8-8 |
| 1984-85 | 36-5 | – | 23-18 | – | 59-23 | .720 | 3-5 |
| 1985-86 | 33-8 | – | 24-17 | – | 57-25 | .695 | 7-7 |
| 1986-87 | 32-9 | – | 18-23 | – | 50-32 | .610 | 6-6 |
| 1987-88 | 30-11 | – | 12-29 | – | 42-40 | .512 | 2-3 |
| 1988-89 | 31-10 | – | 18-23 | (1-0) | 49-33 | .598 | 3-6 |
| 1989-90 | 27-14 | – | 17-24 | (1-0) | 44-38 | .537 | 1-3 |
| 1990-91 | 33-8 | – | 15-26 | – | 48-34 | .585 | 0-3 |
| 1991-92 | 25-16 | – | 6-35 | (0-1) | 31-51 | .378 | – |
| 1992-93 | 18-23 | – | 10-31 | (0-1) | 28-54 | .341 | – |
| 1993-94 | 11-30 | – | 9-32 | – | 20-62 | .244 | – |
| 1994-95 | 22-19 | – | 12-29 | (2-0) | 34-48 | .415 | – |
| 1995-96 | 14-27 | – | 11-30 | (0-1) | 25-57 | .305 | – |
| 1996-97 | 20-21 | – | 13-28 | – | 33-49 | .402 | – |
| 1997-98 | 21-20 | – | 15-26 | – | 36-46 | .439 | – |
| 1998-99 | 17-8 | – | 11-14 | – | 28-22 | .560 | 0-3 |
| 1999-00 | 23-18 | – | 19-22 | – | 42-40 | .512 | 2-3 |
| 2000-01 | 31-10 | – | 21-20 | – | 52-30 | .634 | 10-8 |
| 2001-02 | 25-16 | – | 16-25 | – | 41-41 | .500 | – |
| 2002-03 | 25-16 | – | 17-24 | – | 42-40 | .512 | 2-4 |
| 2003-04 | 27-14 | – | 14-27 | – | 41-41 | .500 | 1-4 |
| 2004-05 | 23-18 | – | 7-34 | – | 30-52 | .366 | – |
| 2005-06 | 25-16 | – | 15-26 | – | 40-42 | .488 | 1-4 |
| 2006-07 | 18-23 | – | 10-31 | – | 28-54 | .342 | – |
| 2007-08 | 19-22 | – | 7-34 | – | 26-56 | .317 | – |
| 2008-09 | 22-19 | – | 12-29 | – | 34-48 | .415 | – |
| 2009-10 | 28-13 | – | 18-23 | – | 46-36 | .561 | 3-4 |
| 2010-11 | 22-19 | – | 13-28 | – | 35-47 | .427 | – |
| 2011-12 | 17-16 | – | 14-19 | – | 31-35 | .470 | – |

ALL-TIME RECORDS

Regular Season

1,856-1,704 (.521)

Regular Season (home)

1,144-635 (.643)

Regular Season (away)

712-1,069 (.400)

Playoffs

104-114 (.477)

TITLES/CHAMPIONSHIPS

NBA Championship (1)

1971

NBA Conference Titles (2)

1971, 1974 (Western Conference)

NBA Division Titles (13)

1971, 1972, 1973, 1974, 1976, 1980 (Midwest Division)
1981, 1982, 1983, 1984, 1985, 1986, 2001 (Central Division)

MONTH-BY-MONTH RECORD

| Season | Oct | (home/road/neutral) | Nov | (home/road/neutral) | Dec | (home/road/neutral) | Jan | (home/road/neutral) |
|---------|--------------|---------------------|----------------|---------------------|----------------|---------------------|----------------|---------------------|
| 1968-69 | 1-5 | (1-3, 0-2) | 5-10 | (4-1, 1-7, 0-2) | 4-15 | (3-6, 0-8, 1-1) | 5-9 | (3-2, 1-3, 1-4) |
| 1969-70 | 6-3 | (2-1, 4-2) | 8-8 | (5-4, 2-4, 1-0) | 12-3 | (6-1, 5-2, 1-0) | 13-3 | (7-3, 4-0, 2-0) |
| 1970-71 | 5-1 | (3-0, 2-1) | 13-2 | (5-1, 8-1) | 11-4 | (8-0, 2-4, 1-0) | 15-2 | (8-1, 5-1, 2-0) |
| 1971-72 | 8-1 | (3-0, 5-1) | 13-3 | (5-2, 7-1, 1-0) | 11-3 | (9-0, 1-2, 1-1) | 11-4 | (7-2, 3-2, 1-0) |
| 1972-73 | 8-1 | (3-0, 5-1) | 8-5 | (6-3, 2-2) | 12-5 | (7-1, 5-4) | 9-4 | (8-1, 1-2, 0-1) |
| 1973-74 | 9-1 | (4-0, 5-1) | 12-3 | (8-1, 4-2) | 9-4 | (6-2, 3-2) | 10-3 | (6-0, 3-3, 1-0) |
| 1974-75 | 1-5 | (1-2, 0-3) | 5-9 | (3-4, 2-5) | 8-5 | (5-3, 3-2) | 10-5 | (6-1, 4-4) |
| 1975-76 | 0-3 | (0-2, 0-1) | 7-8 | (4-3, 3-5) | 6-7 | (4-2, 2-5) | 7-10 | (5-5, 2-5) |
| 1976-77 | 1-5 | (1-2, 0-3) | 3-13 | (3-5, 0-8) | 5-8 | (3-2, 2-6) | 6-11 | (4-5, 2-6) |
| 1977-78 | 3-2 | (3-0, 0-2) | 8-8 | (3-5, 5-3) | 9-7 | (5-3, 4-4) | 6-8 | (5-2, 1-6) |
| 1978-79 | 4-6 | (2-1, 2-5) | 5-10 | (5-3, 0-7) | 6-8 | (5-3, 1-5) | 7-7 | (6-2, 1-5) |
| 1979-80 | 9-1 | (5-0, 4-1) | 8-6 | (4-3, 4-3) | 5-11 | (3-5, 2-6) | 7-9 | (4-4, 3-5) |
| 1980-81 | 9-2 | (4-1, 5-1) | 11-4 | (4-3, 7-1) | 8-5 | (7-0, 1-5) | 11-3 | (7-0, 4-3) |
| 1981-82 | 1-1 | (1-0, 0-1) | 8-5 | (6-1, 2-4) | 12-2 | (6-2, 6-0) | 8-6 | (2-4, 6-2) |
| 1982-83 | 2-0 | (1-0, 1-0) | 9-6 | (5-2, 4-4) | 10-5 | (7-2, 3-3) | 9-5 | (7-1, 2-4) |
| 1983-84 | 1-0 | (1-0, 0-0) | 10-6 | (6-0, 4-6) | 7-6 | (4-2, 3-4) | 7-7 | (5-3, 2-4) |
| 1984-85 | 2-1 | (2-0, 0-1) | 9-6 | (6-0, 3-6) | 11-4 | (7-1, 4-3) | 10-3 | (5-2, 5-1) |
| 1985-86 | 2-2 | (2-0, 0-2) | 13-4 | (6-0, 7-4) | 7-6 | (5-3, 2-3) | 10-4 | (5-1, 5-3) |
| 1986-87 | 1-0 | (0-0, 1-0) | 10-6 | (7-0, 3-6) | 8-5 | (6-2, 2-3) | 9-8 | (4-3, 5-5) |
| 1987-88 | - | - | 9-4 | (6-1, 3-3) | 6-6 | (4-3, 2-3) | 6-9 | (4-2, 2-7) |
| 1988-89 | - | - | 6-5 | (5-2, 1-3) | 9-6 | (5-3, 4-3) | 12-3 | (6-0, 6-3) |
| 1989-90 | - | - | 7-7 | (5-2, 2-5) | 8-6 | (5-2, 3-4) | 10-6 | (6-1, 4-5) |
| 1990-91 | - | - | 11-4 | (8-0, 3-4) | 10-4 | (7-0, 3-4) | 6-10 | (5-2, 1-8) |
| 1991-92 | - | - | 7-9 | (5-2, 2-7) | 7-5 | (5-2, 2-3) | 6-9 | (5-2, 1-7) |
| 1992-93 | - | - | 9-3 | (5-1, 4-2) | 2-12 | (2-4, 0-8) | 6-9 | (3-6, 3-3) |
| 1993-94 | - | - | 2-12 | (1-5, 1-7) | 6-8 | (2-4, 4-4) | 4-10 | (2-6, 2-4) |
| 1994-95 | - | - | 5-7 | (2-4, 3-3) | 4-11 | (3-3, 1-8) | 8-5 | (4-3, 4-5) |
| 1995-96 | - | - | 4-9 | (2-5, 2-4) | 6-8 | (3-3, 3-5) | 5-9 | (3-4, 2-5) |
| 1996-97 | - | - | 8-7 | (5-3, 3-4) | 7-7 | (4-5, 3-2) | 6-9 | (3-4, 3-5) |
| 1997-98 | 1-0 | (0-0, 1-0) | 8-6 | (5-2, 3-4) | 5-9 | (5-4, 0-5) | 8-7 | (5-3, 3-4) |
| 1998-99 | - | - | - | - | - | - | - | - |
| 1999-00 | - | - | 8-6 | (5-2, 3-4) | 9-7 | (4-3, 5-4) | 8-7 | (5-2, 3-5) |
| 2000-01 | 0-1 | (0-0, 0-1) | 6-8 | (4-4, 2-4) | 10-4 | (6-1, 4-3) | 11-4 | (7-1, 4-3) |
| 2001-02 | 1-0 | (0-0, 1-0) | 8-4 | (5-1, 3-3) | 9-6 | (5-1, 4-5) | 9-7 | (4-3, 5-4) |
| 2002-03 | 0-1 | (0-0, 0-1) | 8-7 | (6-2, 2-5) | 5-10 | (2-4, 3-6) | 10-4 | (4-4, 6-0) |
| 2003-04 | 1-1 | (0-0, 1-1) | 7-7 | (5-3, 2-4) | 7-8 | (5-1, 2-7) | 11-5 | (9-1, 2-4) |
| 2004-05 | - | - | 4-8 | (4-2, 0-6) | 5-9 | (3-5, 2-4) | 6-10 | (3-3, 3-7) |
| 2005-06 | - | - | 7-6 | (4-2, 3-4) | 9-5 | (5-3, 4-2) | 7-10 | (4-4, 3-6) |
| 2006-07 | - | - | 5-9 | (2-4, 3-5) | 11-6 | (7-0, 4-6) | 2-13 | (1-4, 1-9) |
| 2007-08 | 0-1 | (0-0, 0-1) | 7-6 | (6-1, 1-5) | 4-12 | (3-3, 1-9) | 7-10 | (4-3, 3-7) |
| 2008-09 | 1-1 | (0-0, 1-1) | 6-11 | (3-4, 3-7) | 8-6 | (6-1, 3-5) | 8-5 | (4-3, 4-5) |
| 2009-10 | 1-1 | (1-0, 0-1) | 8-6 | (6-2, 2-4) | 3-11 | (2-5, 1-6) | 8-7 | (6-0, 2-7) |
| 2010-11 | 1-2 | (1-0, 0-2) | 5-9 | (3-4, 2-5) | 6-7 | (3-3, 3-4) | 7-9 | (4-3, 3-6) |
| 2011-12 | - | - | - | - | 2-1 | (2-0, 0-1) | 7-10 | (4-2, 3-8) |
| Season | Feb | (home/road/neutral) | Mar | (home/road/neutral) | Apr | (home/road) | May | (home/road) |
| 1968-69 | 8-7 | (4-3, 2-3, 2-1) | 4-9 | (0-4, 4-4, 0-1) | - | - | - | - |
| 1969-70 | 10-5 | (4-1, 5-4, 1-0) | 7-4 | (3-1, 4-2, 0-1) | - | - | - | - |
| 1970-71 | 16-2 | (6-0, 9-2, 1-0) | 6-5 | (4-0, 2-4, 0-1) | - | - | - | - |
| 1971-72 | 12-4 | (3-2, 7-2, 2-0) | 8-4 | (4-0, 4-3, 0-1) | - | - | - | - |
| 1972-73 | 10-7 | (6-0, 3-6, 1-1) | 13-0 | (4-0, 8-0, 1-0) | - | - | - | - |
| 1973-74 | 9-7 | (3-3, 5-4, 1-0) | 10-5 | (4-1, 5-4, 1-0) | - | - | - | - |
| 1974-75 | 4-10 | (3-3, 1-7) | 7-9 | (5-2, 2-7) | 3-1 | (2-1, 1-0) | - | - |
| 1975-76 | 6-6 | (2-3, 4-3) | 8-8 | (6-3, 2-5) | 4-2 | (1-1, 3-1) | - | - |
| 1976-77 | 6-7 | (5-0, 1-7) | 6-6 | (6-2, 0-4) | 3-2 | (2-1, 1-1) | - | - |
| 1977-78 | 7-4 | (6-1, 1-3) | 8-7 | (6-1, 2-6) | 3-2 | (1-1, 2-1) | - | - |
| 1978-79 | 5-6 | (5-1, 0-5) | 10-4 | (5-1, 5-3) | 1-3 | (0-2, 1-1) | - | - |
| 1979-80 | 10-2 | (6-0, 4-2) | 10-4 | (6-1, 4-3) | - | - | - | - |
| 1980-81 | 8-4 | (3-2, 5-2) | 13-4 | (9-1, 4-3) | - | - | - | - |
| 1981-82 | 11-2 | (6-0, 5-2) | 9-7 | (6-2, 3-5) | 6-4 | (4-1, 2-3) | - | - |
| 1982-83 | 8-3 | (4-0, 4-3) | 8-8 | (5-4, 3-4) | 5-4 | (2-1, 3-3) | - | - |
| 1983-84 | 10-5 | (5-1, 5-4) | 9-7 | (5-4, 4-3) | 6-1 | (4-1, 2-0) | - | - |
| 1984-85 | 9-4 | (3-2, 6-2) | 13-3 | (9-0, 4-3) | 5-2 | (4-0, 1-2) | - | - |
| 1985-86 | 10-2 | (5-1, 5-1) | 10-5 | (7-2, 3-3) | 5-2 | (4-0, 1-2) | - | - |
| 1986-87 | 8-4 | (5-1, 3-3) | 7-7 | (5-2, 2-5) | 7-2 | (5-1, 2-1) | - | - |
| 1987-88 | 8-5 | (6-2, 3-3) | 9-7 | (7-1, 2-6) | 4-9 | (4-2, 0-7) | - | - |
| 1988-89 | 7-4 | (5-1, 2-3) | 10-7 | (8-1, 2-6) | 5-8 | (2-3, 3-5) | - | - |
| 1989-90 | 7-5 | (4-3, 3-2) | 5-10 | (2-5, 3-5) | 7-4 | (5-1, 2-3) | - | - |
| 1990-91 | 8-4 | (4-2, 4-2) | 8-7 | (5-3, 3-4) | 5-5 | (4-1, 1-4) | - | - |
| 1991-92 | 5-8 | (5-2, 0-6) | 5-11 | (5-3, 0-8) | 1-9 | (0-5, 1-4) | - | - |
| 1992-93 | 4-10 | (3-4, 1-6) | 5-9 | (3-4, 2-5) | 2-11 | (2-4, 0-7) | - | - |
| 1993-94 | 4-9 | (2-6, 2-3) | 3-12 | (3-5, 0-7) | 1-11 | (1-4, 0-7) | - | - |
| 1994-95 | 4-9 | (3-5, 1-4) | 6-9 | (5-3, 1-6) | 7-4 | (5-1, 2-3) | - | - |
| 1995-96 | 5-9 | (3-6, 2-3) | 1-15 | (1-5, 0-10) | 4-7 | (2-4, 2-3) | - | - |
| 1996-97 | 4-8 | (2-4, 2-4) | 3-12 | (2-3, 1-9) | 5-6 | (4-1, 1-5) | - | - |
| 1997-98 | 6-6 | (3-3, 3-3) | 3-13 | (2-5, 1-8) | 5-5 | (1-3, 4-2) | - | - |
| 1998-99 | 6-5 | (2-2, 4-3) | 12-7 | (7-4, 5-3) | 8-9 | (7-2, 1-7) | 2-1 | (1-0, 1-1) |
| 1999-00 | 3-9 | (1-7, 2-2) | 6-8 | (4-3, 2-5) | 8-3 | (4-1, 4-2) | - | - |
| 2000-01 | 8-4 | (5-2, 3-2) | 11-5 | (6-2, 5-3) | 6-4 | (3-0, 3-4) | - | - |
| 2001-02 | 6-6 | (4-5, 2-1) | 5-11 | (4-5, 1-6) | 3-7 | (3-1, 0-6) | - | - |
| 2002-03 | 5-8 | (4-4, 1-4) | 8-9 | (4-2, 4-7) | 6-1 | (5-0, 1-1) | - | - |
| 2003-04 | 6-6 | (4-3, 2-3) | 5-11 | (2-4, 3-7) | 4-3 | (2-2, 2-1) | - | - |
| 2004-05 | 8-4 | (6-1, 2-3) | 4-13 | (4-4, 0-9) | 3-8 | (3-3, 0-5) | - | - |
| 2005-06 | 6-7 | (4-2, 2-5) | 7-8 | (5-3, 2-5) | 4-6 | (3-2, 1-4) | - | - |
| 2006-07 | 3-9 | (3-4, 0-5) | 4-9 | (3-5, 1-4) | 3-8 | (2-6, 1-2) | - | - |
| 2007-08 | 4-7 | (3-4, 1-3) | 2-12 | (2-7, 0-5) | 2-8 | (1-4, 1-4) | - | - |
| 2008-09 | 5-6 | (4-3, 1-3) | 3-10 | (2-5, 1-5) | 2-5 | (2-3, 0-2) | - | - |
| 2009-10 | 10-4 | (3-2, 7-2) | 11-4 | (8-2, 3-2) | 5-3 | (2-2, 3-1) | - | - |
| 2010-11 | 3-9 | (3-4, 0-5) | 8-8 | (5-5, 3-3) | 5-3 | (3-0, 2-3) | - | - |
| 2011-12 | 5-10 | (2-6, 3-4) | 10-7 | (4-4, 6-3) | 7-7 | (5-4, 2-3) | - | - |
| Totals | Oct | Nov | Dec | Jan | Feb | Mar | Apr | May |
| Home | 41-12 (.774) | 197-99 (.666) | 203-103 (.663) | 211-108 (.661) | 171-111 (.606) | 202-124 (.620) | 104-69 (.601) | 1-0 (1.000) |
| Road | 38-36 (.514) | 121-181 (.401) | 112-182 (.381) | 131-192 (.406) | 128-149 (.462) | 116-212 (.354) | 56-110 (.337) | 1-1 (.500) |
| Neutral | - | 2-2 (.500) | 2-2 (.667) | 7-5 (.583) | 8-2 (.800) | 2-4 (.333) | - | - |
| Total | 79-48 (.622) | 320-282 (.532) | 319-287 (.526) | 349-305 (.534) | 307-262 (.540) | 320-340 (.485) | 160-179 (.472) | 2-1 (.667) |

GENERAL
INFO

FRONT
OFFICE

PLAYERS

2011-12
SEASON

STATS &
RECORDS

HISTORY

NBA

OPPONENTS

MEDIA

REGULAR SEASON

MILWAUKEE ARENA

| Season | Games | Attendance | Average | Sellout | % Capacity | Home | Overall |
|---------|-------|------------|---------|---------|------------|---------|---------|
| 1968-69 | 34 | 212,362 | 6,246 | 1 | .581 | 15-19 | 27-55 |
| 1969-70 | 38 | 360,650 | 9,490 | 13 | .883 | 27-11 | 56-26 |
| 1970-71 | 36 | 378,106 | 10,503 | 17 | .977 | 34-2 | 66-16 |
| 1971-72 | 36 | 372,439 | 10,346 | 22 | .963 | 31-5 | 63-19 |
| 1972-73 | 38 | 372,951 | 9,815 | 15 | .913 | 33-5 | 60-22 |
| 1973-74 | 38 | 373,135 | 9,819 | 15 | .898 | 31-7 | 59-23 |
| 1974-75 | 38 | 403,201 | 10,611 | 24 | .970 | 24-14 | 38-44 |
| 1975-76 | 41 | 426,784 | 10,409 | 18 | .952 | 22-19 | 38-44 |
| 1976-77 | 41 | 396,947 | 9,682 | 6 | .885 | 24-17 | 30-52 |
| 1977-78 | 41 | 435,057 | 10,611 | 27 | .970 | 28-13 | 44-38 |
| 1978-79 | 41 | 443,926 | 10,827 | 32 | .990 | 28-13 | 38-44 |
| 1979-80 | 41 | 446,972 | 10,902 | 39 | .997 | 28-13 | 49-33 |
| 1980-81 | 41 | 448,366 | 10,936 | 35 | .989 | 34-7 | 60-22 |
| 1981-82 | 41 | 443,288 | 10,812 | 25 | .978 | 31-10 | 55-27 |
| 1982-83 | 41 | 425,572 | 10,380 | 15 | .939 | 31-10 | 51-31 |
| 1983-84 | 41 | 414,250 | 10,103 | 10 | .914 | 30-11 | 50-32 |
| 1984-85 | 41 | 422,924 | 10,315 | 18 | .933 | 36-5 | 59-23 |
| 1985-86 | 41 | 443,064 | 10,806 | 25 | .978 | 33-8 | 57-25 |
| 1986-87 | 41 | 450,987 | 11,000 | 36 | .995 | 32-9 | 50-32 |
| 1987-88 | 41 | 452,057 | 11,026 | 38 | .998 | 30-11 | 42-40 |
| TOTAL | 791 | 8,123,038 | 10,269 | 431 | .938 | 582-209 | 992-648 |

NOTE:

Prior to the '73-74 season, Arena capacity was 10,746.

Starting in '73-74, capacity increased to 10,938, and to 11,052 in '80-81.

BMO HARRIS BRADLEY CENTER

| Season | Games | Attendance | Average | Sellout | % Capacity | Home | Overall |
|---------|-------|------------|---------|---------|------------|---------|-----------|
| 1988-89 | 41 | 700,984 | 17,097 | 20 | .918 | 31-10 | 49-33 |
| 1989-90 | 41 | 659,602 | 16,088 | 8 | .863 | 27-14 | 44-38 |
| 1990-91 | 41 | 676,687 | 16,505 | 10 | .886 | 33-8 | 48-34 |
| 1991-92 | 41 | 635,515 | 15,500 | 3 | .832 | 25-16 | 31-51 |
| 1992-93 | 41 | 661,269 | 16,129 | 7 | .866 | 18-23 | 28-54 |
| 1993-94 | 41 | 634,107 | 15,466 | 5 | .830 | 11-30 | 20-62 |
| 1994-95 | 41 | 670,720 | 16,359 | 13 | .878 | 22-19 | 34-48 |
| 1995-96 | 41 | 647,088 | 15,782 | 7 | .847 | 14-27 | 25-57 |
| 1996-97 | 41 | 636,083 | 15,514 | 3 | .830 | 20-21 | 33-49 |
| 1997-98 | 41 | 638,034 | 15,562 | 6 | .831 | 21-20 | 36-46 |
| 1998-99 | 25 | 381,948 | 15,278 | 1 | .816 | 17-8 | 28-22 |
| 1999-00 | 41 | 628,605 | 15,332 | 3 | .819 | 23-18 | 42-40 |
| 2000-01 | 41 | 683,125 | 16,662 | 15 | .890 | 31-10 | 52-30 |
| 2001-02 | 41 | 745,305 | 18,178 | 25 | .971 | 25-16 | 41-41 |
| 2002-03 | 41 | 665,956 | 16,243 | 5 | .868 | 25-16 | 42-40 |
| 2003-04 | 41 | 690,200 | 16,834 | 11 | .899 | 27-14 | 41-41 |
| 2004-05 | 41 | 637,009 | 15,537 | 1 | .830 | 23-18 | 30-52 |
| 2005-06 | 41 | 681,337 | 16,618 | 7 | .888 | 25-16 | 40-42 |
| 2006-07 | 41 | 663,629 | 16,186 | 3 | .865 | 18-23 | 28-54 |
| 2007-08 | 41 | 639,421 | 15,595 | 3 | .833 | 19-22 | 26-56 |
| 2008-09 | 41 | 630,521 | 15,379 | 2 | .822 | 22-19 | 34-48 |
| 2009-10 | 41 | 619,453 | 15,109 | 5 | .807 | 28-13 | 46-36 |
| 2010-11 | 41 | 631,910 | 15,412 | 4 | .823 | 22-19 | 35-47 |
| 2011-12 | 33 | 485,717 | 14,719 | 2 | .786 | 17-16 | 31-35 |
| TOTAL | 960 | 15,344,225 | 15,984 | 169 | .855 | 544-416 | 864-1,056 |

NOTES:

The capacity of the Bradley Center increased from 18,633 to 18,717 on Dec 26, 1996.

BMO Harris Bank became the naming sponsor of the Bradley Center prior to the 2012-13 season.

TOTALS

| Season | Games | Attendance | Average | Sellout | % Capacity | Home | Overall |
|-----------|-------|------------|---------|---------|------------|-----------|-------------|
| 1968-2012 | 1,751 | 23,467,263 | 13,402 | 600 | .882 | 1,126-625 | 1,856-1,704 |

ATTENDANCE

PLAYOFFS

MILWAUKEE ARENA

| Season | Games | Attendance | Average | Sellout | % Capacity | Home | Overall |
|---------|-------|------------|---------|---------|------------|-------|---------|
| 1969-70 | 2 | 21,492 | 10,746 | 2 | 1.000 | 1-1 | 5-5 |
| 1970-71 | 5 | 53,730 | 10,746 | 5 | 1.000 | 5-0 | 12-2 |
| 1971-72 | 6 | 63,607 | 10,601 | 5 | .987 | 3-3 | 6-5 |
| 1972-73 | 2 | 21,125 | 10,563 | 1 | .983 | 1-1 | 2-4 |
| 1973-74 | 9 | 98,442 | 10,938 | 9 | 1.000 | 6-3 | 11-5 |
| 1975-76 | 2 | 17,125 | 8,563 | 0 | .783 | 1-1 | 1-2 |
| 1977-78 | 4 | 43,752 | 10,938 | 4 | 1.000 | 3-1 | 5-4 |
| 1979-80 | 3 | 32,814 | 10,938 | 3 | 1.000 | 1-2 | 3-4 |
| 1980-81 | 3 | 33,156 | 11,052 | 3 | 1.000 | 2-1 | 3-4 |
| 1981-82 | 3 | 33,156 | 11,052 | 3 | 1.000 | 1-2 | 2-4 |
| 1982-83 | 4 | 44,208 | 11,052 | 4 | 1.000 | 3-1 | 5-4 |
| 1983-84 | 8 | 87,471 | 10,934 | 7 | .989 | 6-2 | 8-8 |
| 1984-85 | 4 | 44,208 | 11,052 | 4 | 1.000 | 2-2 | 3-5 |
| 1985-86 | 8 | 88,416 | 11,052 | 8 | 1.000 | 5-3 | 7-7 |
| 1986-87 | 6 | 66,312 | 11,052 | 6 | 1.000 | 4-2 | 6-6 |
| 1987-88 | 2 | 22,104 | 11,052 | 2 | 1.000 | 2-0 | 2-3 |
| TOTAL | 71 | 771,118 | 10,861 | 66 | .991 | 46-25 | 81-72 |

BMO HARRIS BRADLEY CENTER

| Season | Games | Attendance | Average | Sellout | % Capacity | Home | Overall |
|---------|-------|------------|---------|---------|------------|-------|---------|
| 1988-89 | 4 | 74,368 | 18,592 | 3 | .998 | 1-3 | 3-6 |
| 1989-90 | 2 | 37,208 | 18,604 | 1 | .998 | 0-2 | 1-3 |
| 1990-91 | 2 | 29,210 | 14,605 | 0 | .784 | 0-2 | 0-3 |
| 1998-99 | 1 | 18,717 | 18,717 | 1 | 1.000 | 0-1 | 0-3 |
| 1999-00 | 2 | 36,789 | 18,395 | 1 | .983 | 1-1 | 2-3 |
| 2000-01 | 9 | 168,453 | 18,717 | 9 | 1.000 | 7-2 | 10-8 |
| 2002-03 | 3 | 54,647 | 18,216 | 1 | .973 | 1-2 | 2-4 |
| 2003-04 | 2 | 36,033 | 18,017 | 1 | .963 | 0-2 | 1-4 |
| 2005-06 | 2 | 35,013 | 17,507 | 1 | .935 | 1-1 | 1-4 |
| 2009-10 | 3 | 56,151 | 18,717 | 3 | 1.000 | 2-1 | 3-4 |
| TOTAL | 30 | 546,589 | 18,220 | 21 | .965 | 13-17 | 23-42 |

TOTALS

| Season | Games | Attendance | Average | Sellout | % Capacity | Home | Overall |
|-----------|-------|------------|---------|---------|------------|-------|---------|
| 1969-2010 | 101 | 1,317,707 | 13,047 | 86 | .978 | 59-42 | 104-114 |

OFF-SITE GAMES

From 1968 through 1975 the Bucks played 28 home games outside of Milwaukee with 25 being held in Madison. The following details those games.

1968-69

| Date | Opponent | Result | Location | Attendance |
|-------|---------------|------------|---------------|------------|
| 11/6 | Los Angeles | L, 115-128 | Madison, WI | 8,950 |
| 12/11 | San Francisco | W, 106-96 | Madison, WI | 2,089 |
| 1/2 | Cincinnati | L, 109-113 | Madison, WI | 3,116 |
| 1/20 | Detroit | W, 102-101 | Madison, WI | 3,344 |
| 2/23 | Phoenix | W, 107-103 | Green Bay, WI | 4,347 |
| 3/13 | Seattle | L, 118-141 | Green Bay, WI | 3,461 |
| Total | 6 games | 3-3 record | 4,218 average | 25,307 |

1969-70

| Date | Opponent | Result | Location | Attendance |
|-------|-----------|------------|---------------|------------|
| 11/25 | Atlanta | W, 130-115 | St. Louis, MO | 11,015 |
| 12/14 | San Diego | W, 118-105 | Madison, WI | 6,015 |
| 3/15 | Chicago | L, 107-130 | Madison, WI | 9,272 |
| Total | 3 games | 2-1 record | 8,767 average | 26,302 |

1970-71

| Date | Opponent | Result | Location | Attendance |
|-------|--------------|------------|---------------|------------|
| 12/28 | Cincinnati | W, 137-114 | Madison, WI | 8,485 |
| 1/6 | Chicago | W, 119-106 | Madison, WI | 6,093 |
| 1/31 | Detroit | W, 131-104 | Madison, WI | 9,035 |
| 2/17 | Philadelphia | W, 119-114 | Madison, WI | 8,133 |
| 3/14 | Phoenix | L, 113-125 | Madison, WI | 9,035 |
| Total | 5 games | 4-1 record | 8,156 average | 40,781 |

1971-72

| Date | Opponent | Result | Location | Attendance |
|-------|--------------|-------------|---------------|------------|
| 11/14 | Philadelphia | W, 125-114 | Madison, WI | 7,522 |
| 12/15 | Buffalo | W, 122-108 | Madison, WI | 5,661 |
| 12/22 | Boston | L, 98-104 | Madison, WI | 9,035 |
| 2/26 | Phoenix | W, 119-117* | Madison, WI | 9,371 |
| 3/1 | Los Angeles | L, 108-109 | Madison, WI | 9,227 |
| Total | 5 games | 3-2 record | 8,163 average | 40,816 |

1972-73

| Date | Opponent | Result | Location | Attendance |
|-------|-----------|------------|---------------|------------|
| 1/25 | Houston | L, 125-129 | Madison, WI | 6,898 |
| 2/20 | Cleveland | W, 118-100 | Madison, WI | 6,487 |
| 3/19 | Detroit | W, 118-99 | Madison, WI | 9,304 |
| Total | 3 games | 2-1 record | 7,563 average | 22,689 |

1973-74

| Date | Opponent | Result | Location | Attendance |
|-------|----------|-------------|---------------|------------|
| 1/23 | Buffalo | W, 114-88 | Madison, WI | 7,325 |
| 2/20 | Atlanta | W, 110-94 | Madison, WI | 9,455 |
| 3/3 | Houston | W, 112-106* | Madison, WI | 7,089 |
| Total | 3 games | 3-0 record | 7,956 average | 23,869 |

1974-75

| Date | Opponent | Result | Location | Attendance |
|-------|--------------|------------|---------------|------------|
| 12/1 | Philadelphia | W, 117-112 | Madison, WI | 5,032 |
| 2/6 | Kansas City | L, 94-95 | Madison, WI | 8,108 |
| 2/23 | Phoenix | L, 97-106 | Madison, WI | 8,832 |
| Total | 3 games | 1-2 record | 7,323 average | 21,972 |

TOTALS

| | | | |
|----------|--------------|---------------|---------|
| 28 games | 18-10 record | 7,204 average | 201,736 |
|----------|--------------|---------------|---------|

* Denotes overtime period

GENERAL
INFO

FRONT
OFFICE

PLAYERS

2011-12
SEASON

STATS &
RECORDS

HISTORY

NBA

OPPONENTS

MEDIA

WINNING/LOSING STREAKS

LONGEST WINNING STREAKS

| <u>Streak</u> | <u>Coach</u> | <u>Dates of Streak</u> | <u>End of Streak</u> | <u>Ended By</u> | <u>Score</u> |
|---------------|--------------|------------------------|----------------------|-----------------|--------------|
| 20 | Costello | 02/06/71 - 03/08/71 | 03/09/71 | at Chicago | 103-110 (OT) |
| 16 | Costello | 10/24/70 - 11/25/70 | 11/27/70 | vs. New York | 94-103 |
| 16 * | Costello | 02/28/73 - 10/13/73 | 10/14/73 | at Seattle | 100-109 |
| 13 | Costello | 10/17/73 - 11/13/73 | 11/16/73 | at Boston | 90-105 |
| 12 | Nelson | 01/26/82 - 02/21/82 | 02/23/82 | at New York | 110-113 |
| 11 | Nelson | 01/09/85 - 02/02/85 | 02/04/85 | vs. Detroit | 111-113 (OT) |
| 10 | Costello | 01/02/71 - 01/20/71 | 01/22/71 | vs. Atlanta | 110-117 |
| 10 | Costello | 10/31/71 - 11/19/71 | 11/20/71 | at Golden State | 100-107 |
| 10 | Costello | 11/22/73 - 12/11/73 | 12/13/73 | vs. Chicago | 94-97 |
| 10 | Nelson | 10/13/79 - 11/03/79 | 11/04/79 | vs. Seattle | 101-114 |
| 10 | Nelson | 10/18/80 - 11/02/80 | 11/04/80 | vs. Detroit | 96-98 |
| 10 | Nelson | 02/06/86 - 02/28/86 | 03/02/86 | at Washington | 104-125 |

LONGEST LOSING STREAKS

| <u>Streak</u> | <u>Coach</u> | <u>Dates of Streak</u> | <u>End of Streak</u> | <u>Team Beaten</u> | <u>Score</u> |
|---------------|--------------------|------------------------|----------------------|--------------------|--------------|
| 15 | Dunleavy | 03/04/96 - 03/30/96 | 04/02/96 | vs. Detroit | 105-98 |
| 11 | Costello | 10/25/74 - 11/16/74 | 11/19/74 | vs. Phoenix | 122-108 |
| 11 | Hamblen | 03/24/92 - 04/10/92 | 04/12/92 | at Philadelphia | 94-90 |
| 11 | Dunleavy | 12/03/92 - 12/22/92 | 12/26/92 | vs. New York | 102-100 (OT) |
| 10 | Dunleavy | 11/06/93 - 11/26/93 | 11/27/93 | vs. Boston | 89-85 |
| 9 ** | Costello/Nelson | 11/13/76 - 11/27/76 | 11/30/76 | vs. Portland | 115-106 |
| 9 | Dunleavy | 04/02/94 - 04/19/94 | 04/20/94 | vs. Detroit | 103-78 |
| 9 | Dunleavy | 11/23/94 - 12/07/94 | 12/10/94 | vs. Chicago | 106-103 |
| 9 | Ford | 03/07/98 - 03/22/98 | 03/24/98 | vs. Houston | 118-108 |
| 9 * | Krystkowiak/Skiles | 04/04/08 - 10/28/08 | 10/29/08 | at Oklahoma City | 98-87 |

Note:

* Spans two seasons

** Costello was replaced by Nelson on 11/21/76

LONGEST HOME WINNING STREAKS

| <u>Streak</u> | <u>Dates of Streak</u> | <u>End of Streak</u> | <u>Ended By</u> | <u>Score</u> |
|-----------------|------------------------|----------------------|-----------------|-------------------|
| 24 * | 02/12/85 - 11/30/85 | 12/03/85 | Boston | 109-112 |
| 20 * | 02/06/70 - 11/13/70 | 11/20/73 | Golden State | 105-108 |
| 20 * | 04/19/90 - 01/08/91 | 01/11/91 | Philadelphia | 105-120 |
| 18 | 11/29/70 - 01/17/71 | 01/22/71 | Atlanta | 110-117 |
| 16 | 11/28/80 - 01/18/81 | 02/03/81 | Indiana | 99-108 |
| 13 | 01/23/71 - 03/08/71 | 03/14/71 | Phoenix | 113-125 (Madison) |
| 11 (four times) | 12/09/00 - 01/23/01 | 01/27/01 | Detroit | 103-108 |

LONGEST ROAD WINNING STREAKS

| <u>Streak</u> | <u>Dates of Streak</u> | <u>End of Streak</u> | <u>Ended By</u> | <u>Score</u> |
|---------------|------------------------|----------------------|-----------------|--------------|
| 11 | 10/18/80 - 11/23/80 | 11/29/80 | Washington | 98-89 |
| 10 * | 03/04/73 - 10/13/73 | 10/14/73 | Seattle | 109-100 |
| 9 | 10/31/70 - 11/24/70 | 11/28/70 | New York | 100-99 |
| 9 | 02/06/71 - 03/05/71 | 03/09/71 | Chicago | 110-103 (OT) |
| 9 | 12/01/81 - 01/13/82 | 01/20/82 | Dallas | 109-104 |
| 7 | 12/30/69 - 01/31/70 | 02/01/70 | Seattle | 118-116 |

LONGEST HOME LOSING STREAKS

| <u>Streak</u> | <u>Dates of Streak</u> | <u>End of Streak</u> | <u>Team Beaten</u> | <u>Score</u> |
|----------------|------------------------|----------------------|--------------------|--------------|
| 8 * | 04/15/93 - 11/24/93 | 11/27/93 | Boston | 85-89 |
| 7 | 02/05/00 - 02/25/00 | 02/27/00 | Orlando | 95-102 |
| 6 | 02/04/12 - 02/20/12 | 02/28/12 | Washington | 119-118 |
| 6 | 01/07/93 - 01/23/93 | 01/26/93 | Houston | 86-100 |
| 5 (nine times) | 03/18/09 - 04/08/09 | 04/11/09 | Oklahoma City | 115-98 |

LONGEST ROAD LOSING STREAKS

| <u>Streak</u> | <u>Dates of Streak</u> | <u>End of Streak</u> | <u>Team Beaten</u> | <u>Score</u> |
|---------------|------------------------|----------------------|--------------------|--------------|
| 24 | 01/10/92 - 04/10/92 | 04/12/92 | Philadelphia | 94-90 |
| 16 | 10/24/76 - 12/15/76 | 12/17/76 | New Jersey | 126-110 |
| 15 | 02/25/94 - 04/23/94 | 11/04/94 | Philadelphia | 91-86 |
| 14 | 03/04/05 - 04/18/05 | 11/01/05 | Philadelphia | 117-108 (OT) |

Note:

* Spans two seasons

OPENING NIGHT

HOME OPENERS (32-12)

| Season | Opponent | W/L | Score |
|-----------|--------------|-----|---------------|
| 1968-69 * | Chicago | L | 84-89 |
| 1969-70 * | Detroit | W | 119-110 |
| 1970-71 | Baltimore | W | 122-120 (2OT) |
| 1971-72 | Cleveland | W | 118-82 |
| 1972-73 | Detroit | W | 109-86 |
| 1973-74 | Golden State | W | 109-105 |
| 1974-75 * | Houston | L | 101-106 |
| 1975-76 * | Chicago | L | 87-91 |
| 1976-77 * | Buffalo | L | 112-133 |
| 1977-78 * | LA Lakers | W | 117-112 |
| 1978-79 | New York | L | 105-115 |
| 1979-80 | Denver | W | 125-97 |
| 1980-81 | Boston | L | 103-110 |
| 1981-82 | Boston | W | 119-103 |
| 1982-83 * | New York | W | 108-106 |
| 1983-84 * | Indiana | W | 104-83 |
| 1984-85 * | Chicago | W | 108-106 |
| 1985-86 | Atlanta | W | 117-91 |
| 1986-87 | Boston | W | 111-105 |
| 1987-88 | Detroit | W | 119-105 |
| 1988-89 | Atlanta | L | 94-107 |
| 1989-90 | Boston | W | 106-100 |
| 1990-91 | Minnesota | W | 111-93 |
| 1991-92 | Chicago | W | 109-107 |
| 1992-93 | Boston | W | 124-88 |
| 1993-94 | Charlotte | L | 103-120 |
| 1994-95 | LA Lakers | W | 97-96 |
| 1995-96 | New York | L | 71-84 |
| 1996-97 | Boston | W | 124-102 |
| 1997-98 | New Jersey | L | 109-113 (OT) |
| 1998-99 | New Jersey | W | 95-75 |
| 1999-00 | Detroit | W | 121-111 |
| 2000-01 | Detroit | W | 97-88 |
| 2001-02 | Boston | W | 105-99 |
| 2002-03 | Orlando | L | 90-100 |
| 2003-04 | Chicago | W | 98-68 |
| 2004-05 | Cleveland | W | 102-88 |
| 2005-06 | Miami | W | 105-100 |
| 2006-07 | Sacramento | W | 104-91 |
| 2007-08 | Chicago | W | 112-85 |
| 2008-09 | Toronto | L | 87-91 |
| 2009-10 | Detroit | W | 96-85 |
| 2010-11 | Charlotte | W | 98-88 |
| 2011-12 | Minnesota | W | 98-95 |

* Season-opening games (24-20)

ROAD OPENERS (21-23)

| Season | Opponent | W/L | Score |
|-----------|-----------------|-----|--------------|
| 1968-69 | at Atlanta | L | 107-125 |
| 1969-70 | at San Diego | W | 115-102 |
| 1970-71 * | at Phoenix | W | 107-98 |
| 1971-72 * | at Phoenix | W | 110-97 |
| 1972-73 * | at Phoenix | W | 117-105 |
| 1973-74 * | at Phoenix | W | 107-84 |
| 1974-75 | at Chicago | L | 70-87 |
| 1975-76 | at New Orleans | L | 85-100 |
| 1976-77 | at Atlanta | L | 91-115 |
| 1977-78 | at Denver | L | 115-133 |
| 1978-79 * | at San Antonio | L | 111-153 |
| 1979-80 * | at Kansas City | L | 103-105 |
| 1980-81 * | at Philadelphia | W | 106-103 |
| 1981-82 * | at Detroit | L | 113-118 |
| 1982-83 | at Cleveland | W | 119-95 |
| 1983-84 | at Detroit | L | 93-106 |
| 1984-85 | at Chicago | L | 110-116 |
| 1985-86 * | at Detroit | L | 116-118 |
| 1986-87 * | at Detroit | W | 120-104 |
| 1987-88 * | at Boston | L | 108-125 |
| 1988-89 * | at Indiana | W | 117-103 |
| 1989-90 * | at Boston | L | 114-127 |
| 1990-91 * | at Detroit | L | 104-115 |
| 1991-92 * | at Detroit | W | 109-99 |
| 1992-93 * | at Detroit | W | 86-81 |
| 1993-94 * | at Cleveland | W | 94-91 |
| 1994-95 * | at Philadelphia | W | 91-86 |
| 1995-96 * | at Boston | W | 101-100 |
| 1996-97 * | at Philadelphia | W | 111-103 |
| 1997-98 * | at Philadelphia | W | 103-88 |
| 1998-99 * | at Charlotte | W | 113-107 (OT) |
| 1999-00 * | at Houston | W | 98-93 |
| 2000-01 * | at Dallas | L | 93-97 |
| 2001-02 * | at Utah | W | 119-112 (OT) |
| 2002-03 * | at Philadelphia | L | 93-95 |
| 2003-04 * | at Minnesota | L | 89-95 |
| 2004-05 * | at Orlando | L | 92-93 |
| 2005-06 * | at Philadelphia | W | 117-108 (OT) |
| 2006-07 * | at Detroit | W | 105-97 |
| 2007-08 * | at Orlando | L | 83-102 |
| 2008-09 * | at Chicago | L | 95-108 |
| 2009-10* | at Philadelphia | L | 86-99 |
| 2010-11* | at New Orleans | L | 91-95 |
| 2011-12* | at Charlotte | L | 95-96 |

TOP OPENING NIGHT SCORERS

Bucks - Home Openers

| Player | Opponent | Date | Points |
|---------------------|------------|----------|--------|
| Kareem Abdul-Jabbar | Baltimore | 10/24/70 | 39 |
| Terry Cummings | Chicago | 10/27/84 | 34 |
| Ray Allen | Boston | 11/03/01 | 32 |
| Glenn Robinson | New Jersey | 11/01/97 | 32 |
| Marques Johnson | New York | 10/20/78 | 31 |

Opponent - Home Openers

| Player | Team | Date | Points |
|----------------|------------|----------|--------|
| Michael Jordan | Chicago | 11/02/91 | 46 |
| Kevin McHale | Boston | 11/01/86 | 33 |
| Sam Cassell | New Jersey | 11/01/97 | 33 |
| Kevin Love | Minnesota | 12/27/11 | 31 |
| LeBron James | Cleveland | 11/06/04 | 31 |

Bucks - Road Openers

| Player | Opponent | Date | Points |
|---------------------|-------------|----------|--------|
| Kareem Abdul-Jabbar | Phoenix | 10/13/72 | 41 |
| Michael Redd | Detroit | 11/01/06 | 37 |
| Kareem Abdul-Jabbar | San Diego | 10/22/69 | 36 |
| Marques Johnson | San Antonio | 10/14/78 | 35 |
| Ricky Pierce | Boston | 11/03/89 | 35 |
| Sam Cassell | Houston | 11/02/99 | 35 |

Opponent - Road Openers

| Player | Team | Date | Points |
|----------------|--------------|----------|--------|
| Kelly Tripucka | Detroit | 10/31/86 | 39 |
| George Gervin | San Antonio | 10/14/78 | 37 |
| Michael Jordan | Chicago | 10/29/84 | 37 |
| David Thompson | Denver | 10/19/77 | 36 |
| Allen Iverson | Philadelphia | 11/01/05 | 35 |

GENERAL INFO

FRONT OFFICE

PLAYERS

2011-12 SEASON

STATS & RECORDS

HISTORY

NBA

OPPONENTS

MEDIA

HEAD COACHES

| Coach | Years | Regular Season | Pct | Playoffs | Pct |
|-------------------|---------|----------------|------|----------|------|
| Larry Costello | 1968-76 | 410-264 | .608 | 37-23 | .617 |
| Don Nelson | 1976-87 | 540-344 | .611 | 42-46 | .477 |
| Del Harris | 1987-91 | 191-154 | .554 | 6-15 | .286 |
| Frank Hamblen | 1991-92 | 23-42 | .354 | -- | -- |
| Mike Dunleavy | 1992-96 | 107-221 | .326 | -- | -- |
| Chris Ford | 1996-98 | 69-95 | .421 | -- | -- |
| George Karl | 1998-03 | 205-173 | .542 | 14-18 | .438 |
| Terry Porter | 2003-05 | 71-93 | .433 | 1-4 | .200 |
| Terry Stotts | 2005-07 | 63-83 | .432 | 1-4 | .200 |
| Larry Krystkowiak | 2007-08 | 31-69 | .310 | -- | -- |
| Scott Skiles | 2008-12 | 146-166 | .468 | 3-4 | .429 |

HEAD COACH - SEASON-BY-SEASON RECORDS

| Year | Coach | Regular Season | Pct | Finish/Division | Playoffs | Pct |
|---------|-------------------|----------------|------|-----------------|----------|------|
| 1968-69 | Larry Costello | 27-55 | .328 | 7th/Eastern | -- | -- |
| 1969-70 | Larry Costello | 56-26 | .683 | 2nd/Eastern | 5-5 | .500 |
| 1970-71 | Larry Costello | 66-16 | .805 | 1st/Midwest | 12-2 | .857 |
| 1971-72 | Larry Costello | 63-19 | .768 | 1st/Midwest | 6-5 | .545 |
| 1972-73 | Larry Costello | 60-22 | .732 | 1st/Midwest | 2-4 | .333 |
| 1973-74 | Larry Costello | 59-23 | .720 | 1st/Midwest | 11-5 | .688 |
| 1974-75 | Larry Costello | 38-44 | .463 | 4th/Midwest | -- | -- |
| 1975-76 | Larry Costello | 38-44 | .463 | 1st/Midwest | 1-2 | .333 |
| 1976-77 | Larry Costello | 3-15 | .167 | -- | -- | -- |
| | Don Nelson | 27-37 | .422 | -- | -- | -- |
| | Total | 30-52 | .366 | 6th/Midwest | -- | -- |
| 1977-78 | Don Nelson | 44-38 | .537 | 2nd/Midwest | 5-4 | .555 |
| 1978-79 | Don Nelson | 38-44 | .463 | 4th/Midwest | -- | -- |
| 1979-80 | Don Nelson | 49-33 | .598 | 1st/Midwest | 3-4 | .429 |
| 1980-81 | Don Nelson | 60-22 | .732 | 1st/Central | 3-4 | .429 |
| 1981-82 | Don Nelson | 55-27 | .671 | 1st/Central | 2-4 | .333 |
| 1982-83 | Don Nelson | 51-31 | .621 | 1st/Central | 5-4 | .555 |
| 1983-84 | Don Nelson | 50-32 | .609 | 1st/Central | 8-8 | .500 |
| 1984-85 | Don Nelson | 59-23 | .720 | 1st/Central | 3-5 | .325 |
| 1985-86 | Don Nelson | 57-25 | .695 | 1st/Central | 7-7 | .500 |
| 1986-87 | Don Nelson | 50-32 | .610 | 3rd/Central | 6-6 | .500 |
| 1987-88 | Del Harris | 42-40 | .512 | 5th/Central | 2-3 | .400 |
| 1988-89 | Del Harris | 49-33 | .598 | 4th/Central | 3-6 | .333 |
| 1989-90 | Del Harris | 44-38 | .537 | 3rd/Central | 1-3 | .250 |
| 1990-91 | Del Harris | 48-34 | .585 | 3rd/Central | 1-2 | .333 |
| 1991-92 | Del Harris | 8-9 | .471 | -- | -- | -- |
| | Frank Hamblen | 23-42 | .354 | -- | -- | -- |
| | Total | 31-51 | .378 | 6th/Central | -- | -- |
| 1992-93 | Mike Dunleavy | 28-54 | .341 | 6th/Central | -- | -- |
| 1993-94 | Mike Dunleavy | 20-62 | .244 | 6th/Central | -- | -- |
| 1994-95 | Mike Dunleavy | 34-48 | .415 | 6th/Central | -- | -- |
| 1995-96 | Mike Dunleavy | 25-57 | .305 | 7th/Central | -- | -- |
| 1996-97 | Chris Ford | 33-49 | .402 | 7th/Central | -- | -- |
| 1997-98 | Chris Ford | 36-46 | .439 | 7th/Central | -- | -- |
| 1998-99 | George Karl | 28-22 | .560 | 4th/Central | 0-3 | .000 |
| 1999-00 | George Karl | 42-40 | .512 | 5th/Central | 2-3 | .400 |
| 2000-01 | George Karl | 52-30 | .634 | 1st/Central | 10-8 | .555 |
| 2001-02 | George Karl | 41-41 | .500 | 5th/Central | -- | -- |
| 2002-03 | George Karl | 42-40 | .512 | 4th/Central | 2-4 | .333 |
| 2003-04 | Terry Porter | 41-41 | .500 | 4th/Central | 1-4 | .200 |
| 2004-05 | Terry Porter | 30-52 | .366 | 5th/Central | -- | -- |
| 2005-06 | Terry Stotts | 40-42 | .488 | 5th/Central | 1-4 | .200 |
| 2006-07 | Terry Stotts | 23-41 | .359 | -- | -- | -- |
| | Larry Krystkowiak | 5-13 | .278 | -- | -- | -- |
| | Total | 28-54 | .342 | 5th/Central | -- | -- |
| 2007-08 | Larry Krystkowiak | 26-56 | .317 | 5th/Central | -- | -- |
| 2008-09 | Scott Skiles | 34-48 | .415 | 5th/Central | -- | -- |
| 2009-10 | Scott Skiles | 46-36 | .561 | 2nd/Central | 3-4 | .429 |
| 2010-11 | Scott Skiles | 35-47 | .427 | 3rd/Central | -- | -- |
| 2011-12 | Scott Skiles | 31-35 | .470 | 3rd/Central | -- | -- |

ASSISTANT COACHES

| Years | Coaches | Years | Coaches |
|---------|--|---------|---|
| 1968-72 | Tom Nissalke | 1996-97 | Bob Weinbauer, Jim Todd , Mike Woodson |
| 1972-74 | Huile Brown | 1997-98 | Dick Versace, Jim Todd , Mike Woodson |
| 1974-76 | Jack McKinney | 1998-99 | Terry Stotts , Ron Adams, Mike Woodson , Mike Thibault |
| 1976-77 | Don Nelson , K.C. Jones | 1999-02 | Terry Stotts , Ron Adams, Mike Thibault , Don Newman |
| 1977-79 | John Killilea | 2002-03 | Ron Adams, Don Newman, Sam Mitchell |
| 1979-81 | John Killilea, Dave Wohl | 2003-04 | Mike Schuler, Bob Ocieпка, Sam Mitchell , Jim Todd |
| 1981-82 | John Killilea, Dave Wohl , Garry St. Jean | 2004-05 | Mike Schuler, Bob Ocieпка, Jim Boylen, Jerome Kersey |
| 1982-83 | John Killilea, Garry St. Jean | 2005-06 | Lester Conner, Brian James, Bob Ocieпка, Michael Sanders |
| 1983-86 | Mike Schuler , Garry St. Jean | 2006-07 | Lester Conner, Brian James, Larry Krystkowiak , Michael Sanders |
| 1986-87 | Del Harris , Rick Majerus, Les Hagbeger | 2007-08 | Tony Brown, Jim Todd, Brian James, Bill Peterson, Jarinn Akana |
| 1987-90 | Frank Hamblen , Mack Calvin, Mike Dunleavy | 2008-09 | Jim Boylan, Lionel Hollins , Kelvin Sampson, Joe Wolf, Bill Peterson, Adrian Griffin |
| 1990-91 | Frank Hamblen , Mack Calvin, Larry Riley | 2009-10 | Jim Boylan, Kelvin Sampson, Joe Wolf, Bill Peterson, Adrian Griffin |
| 1991-92 | Frank Hamblen , Larry Riley, Butch Carter , Lee Rose | 2010-11 | Jim Boylan, Kelvin Sampson, Joe Wolf, Bill Peterson, Anthony Goldwire |
| | | 2011-12 | Jim Boylan, Joe Wolf, Sidney Moncrief, Bill Peterson, Anthony Goldwire |
| 1992-96 | Frank Hamblen , Jim Eyen, Butch Carter | | (Bolded names indicate coaches who went on to become NBA head coaches.) |

BUCKS ARENA RECORDS

MILWAUKEE ARENA RECORDS

| POINTS | TEAM | | | |
|-----------|------|-----|--------------------|----------|
| | HIGH | 158 | New Orleans | 03/14/79 |
| | LOW | 77 | Chicago | 04/11/76 |
| FGM | HIGH | 69 | New Orleans | 03/14/79 |
| | LOW | 28 | Detroit | 02/02/88 |
| FGA | HIGH | 128 | New York (30T) | 12/16/77 |
| | LOW | 66 | Chicago | 02/03/82 |
| 3FGM | HIGH | 6 | Detroit | 04/18/87 |
| 3FGA | HIGH | 12 | Dallas | 12/13/87 |
| | LOW | 0 | Many times | |
| FTM | HIGH | 44 | New Jersey | 04/04/87 |
| | LOW | 3 | Baltimore | 01/01/73 |
| FTA | HIGH | 54 | Portland | 12/11/87 |
| | LOW | 6 | Baltimore | 01/01/73 |
| REBOUNDS | HIGH | 85 | San Francisco | 12/11/68 |
| | LOW | 25 | Denver | 01/18/80 |
| ASSISTS | HIGH | 53 | Detroit | 12/26/78 |
| | LOW | 12 | New York | 12/23/75 |
| STEALS | HIGH | 21 | 2 times; Last: NO | 03/14/79 |
| | LOW | 2 | 4 times; Last: DAL | 12/16/83 |
| TURNOVERS | HIGH | 35 | Atlanta | 03/21/78 |
| | LOW | 6 | Washington | 11/26/83 |
| BLOCKS | HIGH | 16 | Atlanta (OT) | 11/28/80 |

INDIVIDUAL

| | | | | |
|-----------|----|--------------------------------|--------------|----------|
| POINTS | 55 | Kareem Abdul-Jabbar | Boston | 12/10/71 |
| REBOUNDS | 33 | Swen Nater | Atlanta | 12/19/76 |
| | | | | |
| ASSISTS | 21 | Guy Rodgers | Detroit | 10/31/68 |
| | | | | |
| TURNOVERS | 8 | 6 times; Last: Jack Sikma | Washington | 01/09/87 |
| | | | | |
| BLOCKS | 10 | Kareem Abdul-Jabbar | Detroit (OT) | 11/03/73 |
| | | | | |
| FGM | 23 | Kareem Abdul-Jabbar | Boston | 12/10/71 |
| FGA | 36 | 2 times; Last: K. Abdul-Jabbar | Los Angeles | 01/07/73 |
| | | | | |
| 3FGM | 4 | 3 times; Last: Craig Hodges | Utah | 01/08/88 |
| | | | | |
| 3FGA | 8 | Craig Hodges | LA Lakers | 12/10/86 |
| | | | | |
| FTM | 17 | Kareem Abdul-Jabbar | Philadelphia | 02/18/72 |
| FTA | 22 | Kareem Abdul-Jabbar | Philadelphia | 02/18/72 |
| | | | | |

BMO HARRIS BRADLEY CENTER RECORDS

| POINTS | TEAM | | | |
|-----------|------|-----|--------------------|----------|
| | HIGH | 155 | Seattle (50T) | 11/09/89 |
| | LOW | 65 | Atlanta | 11/21/96 |
| FGM | HIGH | 59 | Orlando | 11/16/89 |
| | LOW | 23 | New York | 12/02/99 |
| FGA | HIGH | 116 | Golden State (OT) | 03/08/03 |
| | LOW | 60 | Detroit | 12/10/96 |
| 3FGM | HIGH | 18 | Phoenix | 03/28/06 |
| 3FGA | HIGH | 32 | 2 times; Last: ATL | 04/12/10 |
| | LOW | 0 | 2 times; Last: DET | 12/06/88 |
| FTM | HIGH | 46 | Sacramento | 02/01/91 |
| | LOW | 3 | 2 times; Last: HOU | 02/20/02 |
| FTA | HIGH | 58 | Sacramento | 02/01/91 |
| | LOW | 3 | Houston | 02/20/02 |
| REBOUNDS | HIGH | 64 | Detroit | 04/20/94 |
| | LOW | 23 | Phoenix | 01/26/96 |
| ASSISTS | HIGH | 46 | Charlotte | 01/10/00 |
| | LOW | 9 | Miami | 03/26/10 |
| STEALS | HIGH | 24 | Orlando | 03/06/92 |
| | LOW | 1 | 2 times; Last: ORL | 01/18/02 |
| TURNOVERS | HIGH | 29 | LA Clippers | 01/04/89 |
| | LOW | 2 | Indiana | 04/01/06 |
| BLOCKS | HIGH | 12 | Philadelphia | 12/14/94 |

INDIVIDUAL

| | | | | |
|-----------|----|---------------------------------|--------------|----------|
| POINTS | 57 | Michael Redd | Utah | 11/11/06 |
| REBOUNDS | 27 | Andrew Bogut | Miami (OT) | 01/07/11 |
| | | | | |
| ASSISTS | 24 | Ramon Sessions | Chicago | 04/14/08 |
| | | | | |
| TURNOVERS | 10 | Andrew Bogut | Boston | 04/08/08 |
| | | | | |
| BLOCKS | 8 | Ervin Johnson | Toronto | 04/07/98 |
| | | | | |
| FGM | 21 | Brandon Jennings | Golden State | 11/14/10 |
| FGA | 34 | Brandon Jennings | Golden State | 11/14/10 |
| | | | | |
| 3FGM | 10 | Ray Allen | Charlotte | 04/14/02 |
| | | | | |
| 3FGA | 14 | 6 times; Last: Brandon Jennings | Miami | 02/01/12 |
| | | | | |
| FTM | 18 | Ramon Sessions | Detroit (OT) | 02/07/09 |
| FTA | 21 | Ramon Sessions | Detroit (OT) | 02/07/09 |
| | | | | |

GENERAL
INFO

FRONT
OFFICE

PLAYERS

2011-12
SEASON

STATS &
RECORDS

HISTORY

NBA

OPPONENTS

MEDIA

FINAL MARGINS & POINT TOTALS

MARGINS OF VICTORY/DEFEAT

BUCKS LARGEST MARGIN OF VICTORY

| Margin | Date | Opponent | Score |
|--------|----------|--------------|---------|
| 59 | 12/26/78 | Detroit | 143-84 |
| 58 | 12/15/85 | Sacramento | 140-82 |
| 56 | 03/14/79 | New Orleans | 158-102 |
| 52 | 01/10/71 | Baltimore | 151-99 |
| 50 | 01/10/00 | Charlotte | 137-87 |
| 48 | 03/27/80 | Denver | 143-95 |
| 45 | 01/02/71 | Cleveland | 118-73 |
| 44 | 12/19/72 | Seattle | 121-77 |
| 43 | 03/24/72 | New York | 131-88 |
| 42 | 12/11/70 | Cleveland | 134-92 |
| 41 | 02/14/89 | New Jersey | 132-91 |
| 39 | 12/29/71 | Portland | 123-84 |
| 39 | 12/11/73 | Seattle | 130-91 |
| 39 | 02/11/79 | Denver | 126-87 |
| 39 | 03/24/87 | New York | 135-96 |
| 39 | 04/10/87 | at New York | 132-93 |
| 39 | 03/11/88 | Denver | 132-93 |
| 39 | 02/20/02 | Houston | 115-76 |
| 38 | 12/03/71 | Cincinnati | 120-82 |
| 38 | 11/10/72 | Baltimore | 120-82 |
| 38 | 04/12/86 | New York | 116-78 |
| 38 | 04/20/88 | Washington | 132-94 |
| 37 | 03/30/12 | at Cleveland | 121-84 |
| 36 | 02/14/71 | at Atlanta | 124-88 |
| 36 | 11/07/92 | Boston | 124-88 |

BUCKS LARGEST MARGIN OF DEFEAT

| Margin | Date | Opponent | Score |
|--------|----------|-----------------|---------|
| 48 | 01/27/90 | at Utah | 96-144 |
| 48 | 02/20/95 | Orlando | 104-152 |
| 45 | 12/31/07 | at Detroit | 69-114 |
| 44 | 11/06/68 | at Philadelphia | 96-136 |
| 43 | 01/24/76 | at Cleveland | 89-132 |
| 43 | 01/30/08 | at Philadelphia | 69-112 |
| 42 | 10/14/78 | at San Antonio | 111-153 |
| 40 | 04/22/94 | New York | 85-125 |
| 39 | 01/15/87 | at Atlanta | 91-130 |
| 39 | 03/14/05 | at Miami | 71-110 |
| 38 | 03/05/78 | at Portland | 88-126 |
| 37 | 12/20/75 | at Golden State | 87-124 |
| 36 | 02/19/74 | at Buffalo | 109-145 |
| 36 | 02/26/88 | at Boston | 96-132 |
| 35 | 04/24/94 | at New Jersey | 100-135 |
| 34 | 04/11/76 | Chicago | 77-111 |
| 34 | 04/01/00 | at Portland | 79-113 |
| 34 | 04/17/02 | at Detroit | 89-123 |
| 33 | 12/26/68 | at Boston | 106-139 |
| 33 | 03/31/04 | at Indiana | 78-111 |
| 32 | 12/23/94 | at Orlando | 91-123 |
| 32 | 01/03/95 | at Utah | 91-123 |
| 31 | 01/22/91 | at Seattle | 101-132 |
| 31 | 12/22/97 | Washington | 79-110 |
| 31 | 01/25/08 | at Toronto | 75-106 |
| 31 | 03/13/11 | at Boston | 56-87 |

Note:

* Indicates one overtime period

Game was played in Green Bay, WI

HIGH/LOW POINT TOTALS

BUCKS HIGHEST SCORING GAMES

| Points | Date | Opponent | Score |
|-----------|----------|----------------|---------|
| 166 *** | 03/06/82 | at San Antonio | 171-166 |
| 158 | 03/14/79 | New Orleans | 158-102 |
| 155 ***** | 11/09/89 | Seattle | 155-154 |
| 152 *** | 12/16/77 | New York | 152-150 |
| 151 | 01/10/71 | Baltimore | 151-99 |
| 147 | 03/18/79 | San Antonio | 147-127 |
| 144 | 02/22/70 | at Phoenix | 144-142 |
| 143 | 12/31/69 | San Diego | 143-126 |
| 143 | 12/26/78 | Detroit | 143-84 |
| 143 | 03/27/80 | Denver | 143-95 |

BUCKS LOWEST SCORING GAMES

| Points | Date | Opponent | Score |
|--------|----------|-----------------|--------|
| 56 | 03/13/11 | at Boston | 56-87 |
| 58 | 02/21/03 | at Seattle | 58-88 |
| 62 | 12/05/97 | at Chicago | 62-84 |
| 65 | 11/21/96 | Atlanta | 65-73 |
| 69 | 11/28/75 | at Chicago | 69-89 |
| 69 | 12/31/07 | at Detroit | 69-114 |
| 69 | 01/30/08 | at Philadelphia | 69-112 |
| 70 | 10/19/74 | at Chicago | 70-87 |
| 70 | 04/25/99 | at Atlanta | 70-85 |
| 71 | 11/04/95 | New York | 71-84 |
| 71 | 01/31/96 | at Cleveland | 71-81 |
| 71 | 01/18/97 | at Atlanta | 71-94 |
| 71 | 12/04/01 | New York | 71-85 |
| 71 | 03/14/05 | at Miami | 71-110 |

OPPONENTS HIGHEST SCORING GAMES

| Points | Date | Opponent | Score |
|-----------|----------|----------------|---------|
| 171 *** | 03/06/82 | at San Antonio | 166-171 |
| 154 ***** | 11/09/89 | Seattle | 155-154 |
| 153 | 10/14/78 | at San Antonio | 111-153 |
| 152 | 02/20/95 | Orlando | 104-152 |
| 151 | 04/14/08 | Chicago | 135-151 |
| 150 *** | 12/16/77 | New York | 152-150 |
| 145 | 02/19/74 | at Buffalo | 109-145 |
| 144 | 01/27/90 | at Utah | 96-144 |
| 143 | 03/03/69 | Philadelphia | 132-143 |
| 141 | 11/24/68 | at Seattle | 120-141 |
| 141 # | 03/13/69 | Seattle | 118-141 |
| 141 | 11/17/83 | at San Diego | 122-141 |

OPPONENTS LOWEST SCORING GAMES

| Points | Date | Opponent | Score |
|--------|----------|----------------|--------|
| 62 | 11/22/97 | at Dallas | 83-62 |
| 62 | 11/23/03 | at Toronto | 82-62 |
| 63 | 10/21/72 | at Buffalo | 91-63 |
| 67 | 02/22/10 | at New York | 83-67 |
| 68 | 11/01/03 | Chicago | 98-68 |
| 70 | 01/02/01 | at Chicago | 104-70 |
| 71 | 02/22/98 | Cleveland | 79-71 |
| 71 | 02/27/10 | at Miami | 94-71 |
| 72 | 11/23/74 | at New York | 90-72 |
| 72 | 02/24/80 | at Kansas City | 94-72 |
| 72 | 03/12/00 | Cleveland | 103-72 |
| 72 | 11/03/07 | Chicago | 78-72 |
| 72 | 11/06/09 | at Minnesota | 87-72 |
| 72 | 11/13/10 | Golden State | 79-72 |
| 73 | 01/02/71 | Cleveland | 118-73 |
| 73 | 11/21/96 | Atlanta | 65-73 |
| 73 | 04/04/00 | Chicago | 92-73 |
| 73 | 02/27/05 | Seattle | 99-73 |

OVERTIME HISTORY & TRIPLE-DOUBLES

OVERTIME HISTORY - YEAR-BY-YEAR

| Year | Overall | Home | Road |
|--------------|-------------------------|------------------------|------------------------|
| 1968-69 | 0-0 | 0-0 | 0-0 |
| 1969-70 | 2-2 | 1-1 | 1-1 |
| 1970-71 | 2-1 | 2-0 | 0-1 |
| 1971-72 | 3-1 * | 2-0 | 1-1 |
| 1972-73 | 3-0 * | 0-0 | 3-0 |
| 1973-74 | 3-0 * | 3-0 | 0-0 |
| 1974-75 | 1-3 * | 1-1 | 0-2 |
| 1975-76 | 3-2 | 2-0 | 1-2 |
| 1976-77 | 0-1 | 0-1 | 0-0 |
| 1977-78 | 8-1 ** | 6-1 | 2-0 |
| 1978-79 | 3-3 | 1-2 | 2-1 |
| 1979-80 | 3-2 | 0-1 | 3-1 |
| 1980-81 | 3-0 | 2-0 | 1-0 |
| 1981-82 | 2-1 | 2-0 | 0-1 |
| 1982-83 | 2-3 | 1-0 | 1-3 |
| 1983-84 | 4-3 | 1-2 | 3-1 |
| 1984-85 | 2-3 | 0-2 | 2-1 |
| 1985-86 | 3-2 | 0-1 | 3-1 |
| 1986-87 | 1-2 | 1-1 | 0-1 |
| 1987-88 | 3-1 | 1-0 | 2-1 |
| 1988-89 | 2-0 | 1-0 | 1-0 |
| 1989-90 | 2-0 | 2-0 | 0-0 |
| 1990-91 | 4-3 | 1-0 | 3-3 |
| 1991-92 | 2-6 | 1-3 | 1-3 |
| 1992-93 | 1-1 | 1-1 | 0-0 |
| 1993-94 | 0-1 | 0-1 | 0-0 |
| 1994-95 | 2-4 | 1-0 | 1-4 |
| 1995-96 | 1-1 | 0-1 | 1-0 |
| 1996-97 | 2-0 | 2-0 | 0-0 |
| 1997-98 | 5-4 | 3-3 | 2-1 |
| 1998-99 | 1-1 | 0-0 | 1-1 |
| 1999-00 | 1-4 | 1-1 | 0-3 |
| 2000-01 | 1-2 | 1-0 | 0-2 |
| 2001-02 | 2-6 | 1-5 | 1-1 |
| 2002-03 | 4-4 | 3-2 | 1-2 |
| 2003-04 | 1-3 | 1-1 | 0-2 |
| 2004-05 | 1-2 | 0-0 | 1-2 |
| 2005-06 | 5-1 | 4-0 | 1-1 |
| 2006-07 | 1-4 | 1-2 | 0-2 |
| 2007-08 | 2-4 | 2-1 | 0-3 |
| 2008-09 | 2-2 | 1-2 | 1-0 |
| 2009-10 | 4-6 | 3-2 | 1-4 |
| 2010-11 | 3-3 | 1-2 | 2-1 |
| 2011-12 | 1-0 | 0-0 | 1-0 |
| TOTAL | 101-93 (.581) | 57-40 (.588) | 44-53 (.454) |

DOUBLE-OVERTIME GAMES

| Date | Result | Opponent | Score |
|----------|--------|-------------------|---------|
| 10/21/70 | W | Baltimore | 122-120 |
| 11/08/75 | W | at Washington | 99-95 |
| 03/08/78 | W | at New York | 127-125 |
| 01/10/79 | L | Atlanta | 113-117 |
| 03/16/79 | W | Washington | 134-126 |
| 01/15/83 | W | at Chicago | 128-126 |
| 01/24/84 | L | at Washington | 117-123 |
| 03/11/84 | L | Atlanta | 128-129 |
| 02/24/87 | W | Indiana | 120-114 |
| 01/06/89 | W | at Washington *** | 128-121 |
| 12/21/94 | L | at Miami | 112-122 |
| 12/27/97 | L | at New Jersey | 104-112 |
| 01/08/00 | W | Washington | 130-129 |
| 03/03/01 | W | Chicago | 126-122 |
| 01/26/02 | L | New York | 127-129 |
| 12/09/02 | W | at Cleveland | 140-133 |
| 11/14/04 | L | at Miami | 110-112 |
| 02/08/06 | W | Orlando | 94-89 |
| 02/08/07 | L | at NO/OKC **** | 101-109 |
| 02/21/07 | L | at Indiana | 129-136 |
| 12/17/08 | L | at Cleveland | 99-104 |
| 12/12/09 | W | Portland | 108-101 |
| 03/19/10 | W | at Sacramento | 114-108 |

TRIPLE-OVERTIME GAMES

| Date | Result | Opponent | Score |
|----------|--------|----------------|---------|
| 12/16/77 | W | New York | 152-150 |
| 03/06/82 | L | at San Antonio | 166-171 |

FIVE-OVERTIME GAMES

| Date | Result | Opponent | Score |
|----------|--------|----------|---------|
| 11/09/89 | W | Seattle | 155-154 |

Notes:

- * 10 Consecutive overtime victories from 2/26/72-11/30/74
- ** NBA record eight overtime victories in a season
- *** Game played in Baltimore
- **** Game played in Oklahoma City

ALL-TIME TRIPLE-DOUBLES (47 TOTAL - 18 PLAYERS)

| Date | Opp | Pt | Rb | As | St | Bk | Player | Date | Opp | Pt | Rb | As | St | Bk | Player |
|----------|-----|----|----|----|----|----|---------------------|----------|-----|----|----|----|----|----|------------------|
| 12/18/70 | BOS | 17 | 10 | 10 | 0 | 0 | Greg Smith | 12/18/85 | LAL | 17 | 10 | 11 | 2 | 0 | Sidney Moncrief |
| 01/09/71 | DET | 27 | 14 | 10 | 0 | 0 | Kareem Abdul-Jabbar | 03/25/86 | NJ | 11 | 10 | 10 | 3 | 2 | Paul Pressey |
| 02/09/71 | DET | 25 | 10 | 14 | 0 | 0 | Oscar Robertson | 11/11/86 | IND | 17 | 10 | 12 | 0 | 0 | Paul Pressey |
| 03/01/71 | PHI | 29 | 12 | 10 | 0 | 0 | Oscar Robertson | 12/10/86 | LAL | 27 | 10 | 11 | 5 | 0 | Paul Pressey |
| 03/05/71 | DET | 18 | 10 | 16 | 0 | 0 | Oscar Robertson | 01/16/87 | DAL | 39 | 15 | 10 | 6 | 0 | Terry Cummings |
| 02/26/72 | PHO | 44 | 20 | 11 | 0 | 0 | Kareem Abdul-Jabbar | 11/25/87 | CHI | 18 | 13 | 10 | 2 | 0 | Paul Pressey |
| 03/01/73 | NYK | 36 | 14 | 11 | 0 | 0 | Kareem Abdul-Jabbar | 12/30/87 | HOU | 16 | 10 | 11 | 2 | 0 | Paul Pressey |
| 03/21/73 | SEA | 36 | 11 | 14 | 0 | 0 | Kareem Abdul-Jabbar | 01/21/90 | MIA | 19 | 15 | 11 | 4 | 0 | Alvin Robertson |
| 11/02/73 | CLE | 35 | 16 | 11 | 5 | 0 | Kareem Abdul-Jabbar | 02/01/90 | ORL | 16 | 14 | 10 | 2 | 1 | Alvin Robertson |
| 11/03/73 | DET | 19 | 16 | 5 | 2 | 10 | Kareem Abdul-Jabbar | 11/13/90 | BOS | 15 | 10 | 11 | 4 | 0 | Alvin Robertson |
| 01/25/74 | PHO | 31 | 17 | 10 | 0 | 5 | Kareem Abdul-Jabbar | 11/30/90 | NY | 17 | 10 | 15 | 3 | 0 | Alvin Robertson |
| 03/19/74 | GS | 14 | 10 | 10 | 3 | 0 | Oscar Robertson | 12/26/90 | GS | 25 | 16 | 12 | 5 | 1 | Alvin Robertson |
| 03/24/74 | POR | 14 | 10 | 10 | 1 | 0 | Oscar Robertson | 03/14/95 | CHA | 12 | 12 | 12 | 0 | 0 | Vin Baker |
| 01/19/75 | POR | 50 | 15 | 11 | 1 | 3 | Kareem Abdul-Jabbar | 01/05/96 | POR | 15 | 10 | 11 | 1 | 0 | Sherman Douglas |
| 02/27/80 | PHO | 25 | 11 | 11 | 1 | 2 | Marques Johnson | 02/07/01 | BOS | 20 | 10 | 11 | 0 | 0 | Ray Allen |
| 11/16/80 | CHI | 20 | 13 | 10 | 1 | 1 | Marques Johnson | 12/09/02 | CLE | 39 | 10 | 10 | 2 | 0 | Sam Cassell |
| 12/17/80 | NJ | 18 | 10 | 11 | 2 | 1 | Mickey Johnson | 01/22/03 | BOS | 14 | 11 | 16 | 0 | 0 | Sam Cassell |
| 01/12/83 | PHI | 22 | 10 | 10 | 2 | 0 | Marques Johnson | 03/28/06 | PHO | 19 | 10 | 13 | 3 | 0 | Charlie Bell |
| 11/30/83 | DEN | 21 | 10 | 11 | 2 | 1 | Marques Johnson | 12/20/06 | MIA | 19 | 11 | 10 | 0 | 0 | Mo Williams |
| 12/23/83 | CLE | 16 | 10 | 10 | 1 | 0 | Sidney Moncrief | 04/01/09 | LAL | 16 | 10 | 16 | 2 | 0 | Ramon Sessions |
| 02/10/84 | SA | 27 | 10 | 10 | 0 | 1 | Sidney Moncrief | 10/30/10 | CHA | 20 | 10 | 10 | 1 | 0 | Brandon Jennings |
| 01/03/85 | LAC | 17 | 12 | 11 | 1 | 1 | Paul Pressey | 04/09/11 | CLE | 15 | 13 | 13 | 0 | 2 | Drew Gooden |
| 02/01/85 | SEA | 21 | 11 | 11 | 1 | 2 | Sidney Moncrief | 03/14/12 | CLE | 15 | 10 | 13 | 1 | 2 | Drew Gooden |
| 02/04/85 | DET | 26 | 10 | 10 | 2 | 1 | Sidney Moncrief | | | | | | | | |

GENERAL
INFO

FRONT
OFFICE

PLAYERS

2011-12
SEASON

STATS &
RECORDS

HISTORY

NBA

OPPONENTS

MEDIA

ALL-TIME CAREER LEADERS

POINTS

| Rank | Player | Total |
|------|---------------------|--------|
| 1. | Kareem Abdul-Jabbar | 14,211 |
| 2. | Glenn Robinson | 12,010 |
| 3. | Sidney Moncrief | 11,594 |
| 4. | Michael Redd | 11,554 |
| 5. | Bob Dandridge | 11,478 |
| 6. | Marques Johnson | 10,980 |
| 7. | Junior Bridgeman | 9,892 |
| 8. | Brian Winters | 9,743 |
| 9. | Ray Allen | 9,681 |
| 10. | Terry Cummings | 9,290 |
| 11. | Ricky Pierce | 7,570 |
| 12. | Jon McGlocklin | 7,505 |
| 13. | Paul Pressey | 6,906 |
| 14. | Sam Cassell | 5,939 |
| 15. | Vin Baker | 5,922 |
| 16. | Jack Sikma | 5,253 |
| 17. | Andrew Bogut | 5,179 |
| 18. | Quinn Buckner | 4,738 |
| 19. | Tim Thomas | 4,706 |
| 20. | Oscar Robertson | 4,701 |

SCORING AVERAGE (100+ GAMES)

| Rank | Player | Average |
|------|---------------------|---------|
| 1. | Kareem Abdul-Jabbar | 30.4 |
| 2. | Glenn Robinson | 21.14 |
| 3. | Flynn Robinson | 21.12 |
| 4. | Marques Johnson | 21.0 |
| 5. | Michael Redd | 20.0 |
| 6. | Ray Allen | 19.6 |
| 7. | Terry Cummings | 19.4 |
| 8. | Sam Cassell | 19.0 |
| 9. | Bob Dandridge | 18.6 |
| 10. | Vin Baker | 18.3 |

GAMES PLAYED

| Rank | Player | Total |
|------|------------------|-------|
| 1. | Junior Bridgeman | 711 |
| 2. | Sidney Moncrief | 695 |
| 3. | Bob Dandridge | 618 |
| 4. | Jon McGlocklin | 595 |
| 5. | Brian Winters | 582 |
| 6. | Paul Pressey | 580 |
| 7. | Michael Redd | 578 |
| 8. | Glenn Robinson | 568 |
| 9. | Marques Johnson | 524 |
| 10. | Ray Allen | 494 |

MINUTES PLAYED

| Rank | Player | Total |
|------|---------------------|--------|
| 1. | Bob Dandridge | 22,094 |
| 2. | Sidney Moncrief | 22,054 |
| 3. | Glenn Robinson | 21,262 |
| 4. | Kareem Abdul-Jabbar | 19,954 |
| 5. | Michael Redd | 19,334 |
| 6. | Brian Winters | 18,422 |
| 7. | Marques Johnson | 18,240 |
| 8. | Junior Bridgeman | 18,054 |
| 9. | Ray Allen | 17,945 |
| 10. | Jon McGlocklin | 17,008 |

FIELD GOALS MADE

| Rank | Player | Total |
|------|---------------------|-------|
| 1. | Kareem Abdul-Jabbar | 5,902 |
| 2. | Bob Dandridge | 4,826 |
| 3. | Glenn Robinson | 4,723 |
| 4. | Marques Johnson | 4,546 |
| 5. | Junior Bridgeman | 4,142 |
| 6. | Brian Winters | 4,131 |
| 7. | Michael Redd | 4,063 |
| 8. | Sidney Moncrief | 4,000 |
| 9. | Terry Cummings | 3,844 |
| 10. | Ray Allen | 3,407 |

FIELD GOALS ATTEMPTED

| Rank | Player | Total |
|------|---------------------|--------|
| 1. | Kareem Abdul-Jabbar | 10,787 |
| 2. | Glenn Robinson | 10,190 |
| 3. | Bob Dandridge | 9,901 |
| 4. | Michael Redd | 9,045 |
| 5. | Junior Bridgeman | 8,658 |
| 6. | Brian Winters | 8,647 |
| 7. | Marques Johnson | 8,583 |
| 8. | Sidney Moncrief | 7,958 |
| 9. | Terry Cummings | 7,935 |
| 10. | Ray Allen | 7,567 |

FIELD GOAL % (1,000+ FGA)

| Rank | Player | Total |
|------|---------------------|-------|
| 1. | Kareem Abdul-Jabbar | .547 |
| 2. | Bob Lanier | .541 |
| 3. | Marques Johnson | .530 |
| 4. | Alton Lister | .527 |
| 5. | Frank Brickowski | .523 |
| 6. | Andrew Bogut | .522 |
| 7. | Pat Cummings | .519 |
| 8. | Ricky Pierce | .516 |
| 9. | Ervin Johnson | .512 |
| 10. | Sherman Douglas | .508 |

THREE-POINT FIELD GOALS MADE

| Rank | Player | Total |
|------|-------------------------|------------|
| 1. | Ray Allen | 1,051 |
| 2. | Michael Redd | 1,003 |
| 3. | Glenn Robinson | 494 |
| 4. | Charlie Bell | 432 |
| 5. | Tim Thomas | 425 |
| 6. | Brandon Jennings | 372 |
| 7. | Carlos Delfino | 325 |
| 8. | Mo Williams | 273 |
| 9. | Brad Lohaus | 267 |
| 10. | Craig Hodges | 260 |

THREE-POINT FIELD GOALS ATTEMPTED

| Rank | Player | Total |
|------|-------------------------|--------------|
| 1. | Michael Redd | 2,619 |
| 2. | Ray Allen | 2,587 |
| 3. | Glenn Robinson | 1,454 |
| 4. | Charlie Bell | 1,186 |
| 5. | Tim Thomas | 1,177 |
| 6. | Brandon Jennings | 1,079 |
| 7. | Carlos Delfino | 888 |
| 8. | Todd Day | 775 |
| 9. | Mo Williams | 749 |
| 10. | Brad Lohaus | 748 |

ALL-TIME CAREER LEADERS

THREE-POINT FIELD GOAL % (100+ 3FM)

| Rank | Player | Total |
|------|-------------------|-------|
| 1. | Dale Ellis | .413 |
| 2. | Ray Allen | .406 |
| 3. | Craig Hodges | .404 |
| 4. | Richard Jefferson | .397 |
| 5. | Bobby Simmons | .392 |
| 6. | Lee Mayberry | .388 |
| 7. | Michael Redd | .383 |
| 8. | John Salmons | .381 |
| 9. | Lindsey Hunter | .373 |
| 10. | Luke Ridnour | .367 |

FREE THROWS MADE

| Rank | Player | Total |
|------|---------------------|-------|
| 1. | Sidney Moncrief | 3,505 |
| 2. | Michael Redd | 2,425 |
| 3. | Kareem Abdul-Jabbar | 2,407 |
| 4. | Glenn Robinson | 2,070 |
| 5. | Marques Johnson | 1,880 |
| 6. | Bob Dandridge | 1,826 |
| 7. | Ray Allen | 1,816 |
| 8. | Ricky Pierce | 1,749 |
| 9. | Paul Pressey | 1,716 |
| 10. | Terry Cummings | 1,593 |

FREE THROWS ATTEMPTED

| Rank | Player | Total |
|------|---------------------|-------|
| 1. | Sidney Moncrief | 4,214 |
| 2. | Kareem Abdul-Jabbar | 3,462 |
| 3. | Michael Redd | 2,887 |
| 4. | Marques Johnson | 2,554 |
| 5. | Glenn Robinson | 2,550 |
| 6. | Bob Dandridge | 2,371 |
| 7. | Paul Pressey | 2,302 |
| 8. | Terry Cummings | 2,269 |
| 9. | Ray Allen | 2,065 |
| 10. | Ricky Pierce | 2,022 |

FREE THROW % (500+ FTA)

| Rank | Player | Total |
|------|-----------------|-------|
| 1. | Jack Sikma | .884 |
| 2. | Ray Allen | .879 |
| 3. | Flynn Robinson | .873 |
| 4. | Sam Cassell | .866 |
| 5. | Ricky Pierce | .865 |
| 6. | Jon McGlocklin | .860 |
| 7. | Mo Williams | .853 |
| 8. | Brian Winters | .8433 |
| 9. | Oscar Robertson | .8429 |
| 10. | Michael Redd | .840 |

REBOUNDS

| Rank | Player | Total |
|------|---------------------|-------|
| 1. | Kareem Abdul-Jabbar | 7,161 |
| 2. | Bob Dandridge | 4,497 |
| 3. | Marques Johnson | 3,923 |
| 4. | Andrew Bogut | 3,810 |
| 5. | Terry Cummings | 3,758 |
| 6. | Glenn Robinson | 3,519 |
| 7. | Sidney Moncrief | 3,447 |
| 8. | Jack Sikma | 3,087 |
| 9. | Vin Baker | 3,079 |
| 10. | Alton Lister | 3,062 |

ASSISTS

| Rank | Player | Total |
|------|---------------------|-------|
| 1. | Paul Pressey | 3,272 |
| 2. | Sidney Moncrief | 2,689 |
| 3. | Brian Winters | 2,479 |
| 4. | Quinn Buckner | 2,391 |
| 5. | Sam Cassell | 2,269 |
| 6. | Oscar Robertson | 2,156 |
| 7. | Kareem Abdul-Jabbar | 2,008 |
| 8. | Bob Dandridge | 1,956 |
| 9. | Marques Johnson | 1,934 |
| 10. | Jay Humphries | 1,922 |

STEALS

| Rank | Player | Total |
|------|------------------|-------|
| 1. | Quinn Buckner | 1,042 |
| 2. | Paul Pressey | 894 |
| 3. | Sidney Moncrief | 874 |
| 4. | Alvin Robertson | 753 |
| 5. | Brian Winters | 718 |
| 6. | Marques Johnson | 697 |
| 7. | Glenn Robinson | 689 |
| 8. | Ray Allen | 618 |
| T9. | Junior Bridgeman | 607 |
| T9. | Terry Cummings | 607 |

BLOCKS

| Rank | Player | Total |
|------|---------------------|-------|
| 1. | Alton Lister | 804 |
| 2. | Harvey Catchings | 710 |
| 3. | Andrew Bogut | 642 |
| 4. | Ervin Johnson | 586 |
| 5. | Kareem Abdul-Jabbar | 495 |
| 6. | Randy Breuer | 474 |
| 7. | Marques Johnson | 439 |
| 8. | Vin Baker | 433 |
| 9. | Dan Gadzuric | 418 |
| 10. | Paul Pressey | 372 |

GENERAL
INFO

FRONT
OFFICE

PLAYERS

2011-12
SEASON

STATS &
RECORDS

HISTORY

NBA

OPPONENTS

MEDIA

SEASON-BY-SEASON TEAM STATISTICS

| Year | G | MIN | FG-FA | Pct. | FT-FTA | Pct. | OR | DR | TR | AVG | AST | PF-DQ | ST | BS | PTS | AVG |
|-------|----|--------------|-------------------|-------------|------------------|-------------|-------------|-------------|-------------|-------------|-------------|-----------------|------------|------------|-------------|--------------|
| 68-69 | 82 | 19680 | 3537- 8258 | .428 | 1966-2638 | .745 | --- | --- | 4727 | 57.6 | 1882 | 2187- 50 | --- | --- | 9040 | 110.2 |
| 69-70 | 82 | 19780 | 3923-8041 | .488 | 1895-2589 | .732 | --- | --- | 4419 | 53.9 | 2168 | 1971-27 | --- | --- | 9741 | 118.8 |
| 70-71 | 82 | 19780 | 3972 -7803 | .509 | 1766-2379 | .742 | --- | --- | 4344 | 53.0 | 2249 | 1847-15 | --- | --- | 9710 | 118.4 |
| 71-72 | 82 | 19780 | 3813-7653 | .498 | 1774-2399 | .739 | --- | --- | 4269 | 52.1 | 2160 | 1862-29 | --- | --- | 9400 | 114.6 |
| 72-73 | 82 | 19755 | 3759-7808 | .481 | 1271-1687 | .753 | --- | --- | 4245 | 51.8 | 2226 | 1763-13 | --- | --- | 8789 | 107.2 |
| 73-74 | 82 | 19755 | 3726-7571 | .492 | 1328-1741 | .763 | 1133 | 2881 | 4014 | 49.0 | 2225 | 1864-26 | 726 | 519 | 8780 | 107.1 |
| 74-75 | 82 | 19805 | 3450-7367 | .468 | 1354-1746 | .774 | 1021 | 2766 | 3787 | 46.2 | 1932 | 1949-30 | 596 | 400 | 8254 | 100.7 |
| 75-76 | 82 | 19830 | 3456-7435 | .465 | 1437-1952 | .736 | 1094 | 2688 | 3782 | 46.1 | 1817 | 2041-30 | 715 | 468 | 8349 | 101.8 |
| 76-77 | 82 | 19705 | 3668-7840 | .468 | 1553-2072 | .750 | 1220 | 2519 | 3739 | 45.6 | 1970 | 2094-25 | 790 | 342 | 8889 | 108.4 |
| 77-78 | 82 | 19980 | 3801-7883 | .482 | 1612-2220 | .726 | 1239 | 2480 | 3719 | 45.4 | 2306 | 2038-23 | 867 | 472 | 9214 | 112.4 |
| 78-79 | 82 | 19880 | 3906-7773 | .503 | 1541-2021 | .762 | 1157 | 2370 | 3527 | 43.0 | 2562 | 2106-25 | 862 | 435 | 9353 | 114.1 |
| 79-80 | 82 | 19805 | 3685-7553 | .488 | 1605-2102 | .764 | 1245 | 2396 | 3641 | 44.4 | 2277 | 1937-12 | 778 | 510 | 9025 | 110.9 |
| 80-81 | 82 | 19755 | 3722-7472 | .498 | 1802-2340 | .770 | 1261 | 2408 | 3669 | 44.7 | 2319 | 2198-27 | 862 | 530 | 9276 | 113.1 |
| 81-82 | 82 | 19805 | 3544-7015 | .505 | 1753-2329 | .753 | 1167 | 2415 | 3582 | 43.7 | 2233 | 2281 -30 | 763 | 455 | 8890 | 108.4 |
| 82-83 | 82 | 19830 | 3486-7133 | .489 | 1731-2299 | .753 | 1095 | 2477 | 3572 | 43.6 | 2116 | 2131-38 | 662 | 532 | 8740 | 106.6 |
| 83-84 | 82 | 19905 | 3432-6970 | .492 | 1743-2354 | .740 | 1135 | 2385 | 3520 | 42.9 | 2113 | 2167-35 | 642 | 489 | 8666 | 105.7 |
| 84-85 | 82 | 19805 | 3564-7257 | .491 | 1873-2473 | .757 | 1256 | 2353 | 3609 | 44.0 | 2164 | 2239-37 | 689 | 486 | 9090 | 110.9 |
| 85-86 | 82 | 19805 | 3601-7310 | .493 | 2063-2701 | .764 | 1189 | 2420 | 3609 | 44.0 | 2158 | 2210-34 | 805 | 460 | 9390 | 114.5 |
| 86-87 | 82 | 19780 | 3457-7282 | .475 | 1593-2549 | .766 | 1119 | 2322 | 3441 | 41.8 | 2044 | 2180-35 | 845 | 393 | 9052 | 110.4 |
| 87-88 | 82 | 19780 | 3366-7079 | .475 | 1832-2364 | .775 | 1117 | 2335 | 3452 | 42.1 | 2194 | 1989-33 | 671 | 380 | 8697 | 106.1 |
| 88-89 | 82 | 19755 | 3399-7167 | .474 | 1955-2382 | .821 | 1133 | 2272 | 3405 | 41.5 | 2071 | 1953-16 | 821 | 323 | 8932 | 108.9 |
| 89-90 | 82 | 19830 | 3380-7146 | .473 | 1722-2273 | .758 | 1108 | 2246 | 3354 | 40.9 | 2046 | 2086-24 | 826 | 326 | 8691 | 106.0 |
| 90-91 | 82 | 19855 | 3337-6948 | .480 | 1796-2241 | .801 | 1079 | 2162 | 3241 | 39.5 | 2075 | 2033-25 | 894 | 330 | 8727 | 106.4 |
| 91-92 | 82 | 19880 | 3321-7216 | .460 | 1596-2104 | .749 | 1297 | 2172 | 3469 | 42.3 | 2018 | 1904-25 | 863 | 317 | 8609 | 105.0 |
| 92-93 | 82 | 19730 | 3268-6924 | .472 | 1544-2081 | .742 | 1050 | 2113 | 3163 | 38.6 | 2084 | 1978-15 | 863 | 393 | 8392 | 102.3 |
| 93-94 | 82 | 19705 | 3044-6807 | .447 | 1530-2181 | .702 | 1126 | 2154 | 3280 | 40.0 | 1946 | 1821-19 | 800 | 407 | 7949 | 96.9 |
| 94-95 | 82 | 19855 | 3022-6586 | .459 | 1608-2259 | .712 | 1063 | 2187 | 3250 | 39.6 | 1737 | 1858-22 | 674 | 359 | 8146 | 99.3 |
| 95-96 | 82 | 19730 | 3034-6490 | .467 | 1412-1914 | .738 | 973 | 2164 | 3137 | 38.3 | 1755 | 1943-16 | 582 | 307 | 7837 | 95.6 |
| 96-97 | 82 | 19730 | 2967-6303 | .471 | 1560-2104 | .741 | 955 | 2263 | 3218 | 39.2 | 1610 | 1777-21 | 632 | 348 | 7818 | 95.3 |
| 97-98 | 82 | 19930 | 2918-6399 | .456 | 1663-2167 | .767 | 1035 | 2236 | 3271 | 39.9 | 1649 | 1915-23 | 733 | 357 | 7748 | 94.5 |
| 98-99 | 50 | 12050 | 1753-3818 | .459 | 847-1155 | .733 | 570 | 1369 | 1939 | 38.8 | 1030 | 1142-8 | 442 | 202 | 4584 | 91.7 |
| 99-00 | 82 | 19855 | 3174-6827 | .465 | 1558-1982 | .786 | 1016 | 2373 | 3389 | 41.3 | 1852 | 2020-26 | 671 | 381 | 8300 | 101.2 |
| 00-01 | 82 | 19780 | 3112-6798 | .458 | 1474-1874 | .787 | 975 | 2500 | 3475 | 42.4 | 1844 | 1928-31 | 672 | 386 | 8260 | 100.7 |
| 01-02 | 82 | 19905 | 3041-6577 | .462 | 1321-1767 | .748 | 841 | 2557 | 3398 | 41.4 | 1847 | 1788-14 | 596 | 388 | 7996 | 97.5 |
| 02-03 | 82 | 19905 | 3045-6670 | .457 | 1483-1911 | .776 | 876 | 2367 | 3243 | 39.5 | 1823 | 1820-19 | 622 | 344 | 8158 | 99.5 |
| 03-04 | 82 | 19780 | 2970-6650 | .447 | 1698-2192 | .775 | 960 | 2502 | 3462 | 42.2 | 1872 | 1668-12 | 554 | 383 | 8039 | 98.0 |
| 04-05 | 82 | 19780 | 2964-6580 | .450 | 1720-2229 | .772 | 985 | 2405 | 3390 | 41.3 | 1720 | 1797-15 | 529 | 289 | 7973 | 97.2 |
| 05-06 | 82 | 19855 | 2976-6566 | .453 | 1561-2115 | .738 | 929 | 2448 | 3377 | 41.2 | 1769 | 1902-25 | 597 | 270 | 8020 | 97.8 |
| 06-07 | 82 | 19855 | 3121-6714 | .465 | 1406-1919 | .733 | 941 | 2272 | 3213 | 39.2 | 1771 | 1821-20 | 587 | 224 | 8172 | 99.7 |
| 07-08 | 82 | 19855 | 3026-6745 | .452 | 1452-1980 | .733 | 1055 | 2363 | 3418 | 41.7 | 1760 | 1748-15 | 544 | 361 | 7956 | 97.0 |
| 08-09 | 82 | 19780 | 3009-6755 | .445 | 1613-2067 | .780 | 973 | 2367 | 3340 | 40.7 | 1802 | 1986-22 | 609 | 308 | 8142 | 99.3 |
| 09-10 | 82 | 19980 | 3050-6998 | .436 | 1264-1675 | .755 | 965 | 2560 | 3525 | 43.0 | 1740 | 1823-11 | 580 | 385 | 8009 | 97.7 |
| 10-11 | 82 | 19830 | 2814-6544 | .430 | 1423-1881 | .757 | 862 | 2480 | 3342 | 40.8 | 1545 | 1682-14 | 617 | 399 | 7534 | 91.9 |
| 11-12 | 66 | 15865 | 2502-5652 | .443 | 1095-1415 | .774 | 820 | 1983 | 2803 | 42.5 | 1550 | 1273-10 | 548 | 335 | 6535 | 99.0 |

44 SEASONS

| | G | MIN | FG-FA | Pct. | FT-FTA | Pct. | TR | AVG | AST | PF-DQ | PTS | AVG |
|-------|-------|---------|-----------------|------|---------------|------|---------|------|--------|--------------|---------|-------|
| TOTAL | 3,560 | 860,075 | 145,115-308,383 | .471 | 70,153-92,823 | .756 | 154,769 | 43.5 | 86,031 | 84,835-1,021 | 370,872 | 104.2 |

3-POINT FIELD GOALS

| Year | 3PM | 3PA | PCT | Year | 3PM | 3PA | PCT | Year | 3PM | 3PA | PCT |
|-------|-----|-----|------|-------|-----|------|------|-------|------------|-------------|-------------|
| 79-80 | 50 | 155 | .323 | 90-91 | 257 | 753 | .341 | 01-02 | 593 | 1583 | .375 |
| 80-81 | 30 | 131 | .229 | 91-92 | 371 | 1005 | .369 | 02-03 | 585 | 1526 | .383 |
| 81-82 | 49 | 164 | .299 | 92-93 | 312 | 936 | .333 | 03-04 | 401 | 1145 | .350 |
| 82-83 | 37 | 169 | .219 | 93-94 | 331 | 1019 | .325 | 04-05 | 325 | 925 | .351 |
| 83-84 | 59 | 232 | .254 | 94-95 | 494 | 1349 | .366 | 05-06 | 507 | 1335 | .380 |
| 84-85 | 89 | 294 | .303 | 95-96 | 357 | 1056 | .338 | 06-07 | 524 | 1472 | .356 |
| 85-86 | 125 | 382 | .327 | 96-97 | 324 | 920 | .352 | 07-08 | 452 | 1313 | .344 |
| 86-87 | 185 | 572 | .323 | 97-98 | 249 | 703 | .354 | 08-09 | 511 | 1408 | .363 |
| 87-88 | 133 | 410 | .324 | 98-99 | 231 | 619 | .373 | 09-10 | 645 | 1813 | .356 |
| 88-89 | 179 | 567 | .316 | 99-00 | 394 | 1069 | .369 | 10-11 | 483 | 1414 | .342 |
| 89-90 | 209 | 670 | .312 | 00-01 | 562 | 1481 | .379 | 11-12 | 436 | 1265 | .345 |

(Bolded stats indicate franchise highs.)

SEASON-BY-SEASON TEAM LEADERS

MINUTES

| Year | Player | Total |
|----------------|------------------------|--------------|
| 1968-69 | Jon McGlocklin | 2,888 |
| 1969-70 | K. Abdul-Jabbar | 3,534 |
| 1970-71 | K. Abdul-Jabbar | 3,288 |
| 1971-72 | K. Abdul-Jabbar | 3,583 |
| 1972-73 | K. Abdul-Jabbar | 3,254 |
| 1973-74 | K. Abdul-Jabbar | 3,548 |
| 1974-75 | Bob Dandridge | 3,061 |
| 1975-76 | Elmore Smith | 2,809 |
| 1976-77 | Brian Winters | 2,717 |
| 1977-78 | Marques Johnson | 2,765 |
| 1978-79 | Marques Johnson | 2,779 |
| 1979-80 | Marques Johnson | 2,686 |
| 1980-81 | Marques Johnson | 2,542 |
| 1981-82 | Sidney Moncrief | 2,980 |
| 1982-83 | Marques Johnson | 2,853 |
| 1983-84 | Sidney Moncrief | 3,075 |
| 1984-85 | Paul Pressey | 2,876 |
| 1985-86 | Terry Cummings | 2,669 |
| 1986-87 | Terry Cummings | 2,770 |
| 1987-88 | Jack Sikma | 2,923 |
| 1988-89 | Terry Cummings | 2,824 |
| 1989-90 | Jay Humphries | 2,818 |
| 1990-91 | Jay Humphries | 2,726 |
| 1991-92 | Moses Malone | 2,511 |
| 1992-93 | Blue Edwards | 2,729 |
| 1993-94 | Vin Baker | 2,560 |
| 1994-95 | Vin Baker | 3,361 |
| 1995-96 | Vin Baker | 3,319 |
| 1996-97 | Vin Baker | 3,159 |
| 1997-98 | Ray Allen | 3,287 |
| 1998-99 | Ray Allen | 1,719 |
| 1999-00 | Ray Allen | 3,070 |
| 2000-01 | Ray Allen | 3,129 |
| 2001-02 | Anthony Mason | 3,143 |
| 2002-03 | Sam Cassell | 2,700 |
| 2003-04 | Michael Redd | 3,021 |
| 2004-05 | Desmond Mason | 2,893 |
| 2005-06 | Michael Redd | 3,130 |
| 2006-07 | Charlie Bell | 2,848 |
| 2007-08 | Andrew Bogut | 2,720 |
| 2008-09 | Richard Jefferson | 2,939 |
| 2009-10 | Brandon Jennings | 2,671 |
| 2010-11 | John Salmons | 2,554 |
| 2011-12 | Brandon Jennings | 2,120 |

POINTS

| Year | Player | Total |
|----------------|------------------------|--------------|
| 1968-69 | Jon McGlocklin | 1,570 |
| 1969-70 | K. Abdul-Jabbar | 2,161 |
| 1970-71 | K. Abdul-Jabbar | 2,596 |
| 1971-72 | K. Abdul-Jabbar | 2,822 |
| 1972-73 | K. Abdul-Jabbar | 2,292 |
| 1973-74 | K. Abdul-Jabbar | 2,191 |
| 1974-75 | K. Abdul-Jabbar | 1,949 |
| 1975-76 | Bob Dandridge | 1,571 |
| 1976-77 | Brian Winters | 1,509 |
| 1977-78 | Brian Winters | 1,594 |
| 1978-79 | Marques Johnson | 1,972 |
| 1979-80 | Marques Johnson | 1,671 |
| 1980-81 | Marques Johnson | 1,541 |
| 1981-82 | Sidney Moncrief | 1,581 |
| 1982-83 | Marques Johnson | 1,714 |
| 1983-84 | Sidney Moncrief | 1,654 |
| 1984-85 | Terry Cummings | 1,861 |
| 1985-86 | Terry Cummings | 1,627 |
| 1986-87 | Terry Cummings | 1,707 |
| 1987-88 | Terry Cummings | 1,621 |
| 1988-89 | Terry Cummings | 1,829 |
| 1989-90 | Ricky Pierce | 1,350 |
| 1990-91 | Jay Humphries | 1,251 |
| 1991-92 | Moses Malone | 1,279 |
| 1992-93 | Blue Edwards | 1,382 |
| 1993-94 | Eric Murdock | 1,257 |
| 1994-95 | Glenn Robinson | 1,755 |
| 1995-96 | Vin Baker | 1,729 |
| 1996-97 | Glenn Robinson | 1,689 |
| 1997-98 | Ray Allen | 1,602 |
| 1998-99 | Glenn Robinson | 865 |
| 1999-00 | Ray Allen | 1,809 |
| 2000-01 | Ray Allen | 1,806 |
| 2001-02 | Ray Allen | 1,503 |
| 2002-03 | Sam Cassell | 1,536 |
| 2003-04 | Michael Redd | 1,776 |
| 2004-05 | Michael Redd | 1,723 |
| 2005-06 | Michael Redd | 2,028 |
| 2006-07 | Michael Redd | 1,416 |
| 2007-08 | Michael Redd | 1,632 |
| 2008-09 | Richard Jefferson | 1,607 |
| 2009-10 | Brandon Jennings | 1,270 |
| 2010-11 | John Salmons | 1,024 |
| 2011-12 | Brandon Jennings | 1,260 |

SCORING AVERAGE

| Year | Player | Average |
|----------------|------------------------|-------------|
| 1968-69 | Flynn Robinson | 20.3 |
| 1969-70 | K. Abdul-Jabbar | 28.8 |
| 1970-71 | K. Abdul-Jabbar | 31.7 |
| 1971-72 | K. Abdul-Jabbar | 34.8 |
| 1972-73 | K. Abdul-Jabbar | 30.2 |
| 1973-74 | K. Abdul-Jabbar | 27.0 |
| 1974-75 | K. Abdul-Jabbar | 30.0 |
| 1975-76 | Bob Dandridge | 21.5 |
| 1976-77 | Bob Dandridge | 20.8 |
| 1977-78 | Brian Winters | 19.9 |
| 1978-79 | Marques Johnson | 25.6 |
| 1979-80 | Marques Johnson | 21.7 |
| 1980-81 | Marques Johnson | 20.3 |
| 1981-82 | Sidney Moncrief | 19.8 |
| 1982-83 | Sidney Moncrief | 22.5 |
| 1983-84 | Sidney Moncrief | 20.9 |
| 1984-85 | Terry Cummings | 23.6 |
| 1985-86 | Sidney Moncrief | 20.2 |
| 1986-87 | Terry Cummings | 20.8 |
| 1987-88 | Terry Cummings | 21.3 |
| 1988-89 | Terry Cummings | 22.9 |
| 1989-90 | Ricky Pierce | 23.0 |
| 1990-91 | Dale Ellis | 19.3 |
| 1991-92 | Dale Ellis | 15.7 |
| 1992-93 | Blue Edwards | 16.9 |
| 1993-94 | Eric Murdock | 15.3 |
| 1994-95 | Glenn Robinson | 21.9 |
| 1995-96 | Vin Baker | 21.1 |
| 1996-97 | Glenn Robinson | 21.1 |
| 1997-98 | Glenn Robinson | 23.4 |
| 1998-99 | Glenn Robinson | 18.4 |
| 1999-00 | Ray Allen | 22.1 |
| 2000-01 | Allen/Robinson | 22.0 |
| 2001-02 | Ray Allen | 21.8 |
| 2002-03 | Ray Allen | 21.3 |
| 2003-04 | Michael Redd | 21.7 |
| 2004-05 | Michael Redd | 23.0 |
| 2005-06 | Michael Redd | 25.4 |
| 2006-07 | Michael Redd | 26.7 |
| 2007-08 | Michael Redd | 22.7 |
| 2008-09 | Michael Redd | 21.2 |
| 2009-10 | Andrew Bogut | 15.9 |
| 2010-11 | Brandon Jennings | 16.2 |
| 2011-12 | Brandon Jennings | 19.1 |

REBOUNDS

| Year | Player | Total |
|----------------|------------------------|--------------|
| 1968-69 | Greg Smith | 804 |
| 1969-70 | K. Abdul-Jabbar | 1,190 |
| 1970-71 | K. Abdul-Jabbar | 1,311 |
| 1971-72 | K. Abdul-Jabbar | 1,346 |
| 1972-73 | K. Abdul-Jabbar | 1,224 |
| 1973-74 | K. Abdul-Jabbar | 1,178 |
| 1974-75 | K. Abdul-Jabbar | 912 |
| 1975-76 | Elmore Smith | 893 |
| 1976-77 | Swen Nater | 865 |
| 1977-78 | Marques Johnson | 847 |
| 1978-79 | Marques Johnson | 586 |
| 1979-80 | Marques Johnson | 556 |
| 1980-81 | Marques Johnson | 545 |
| 1981-82 | Sidney Moncrief | 534 |
| 1982-83 | Alton Lister | 568 |
| 1983-84 | Alton Lister | 603 |
| 1984-85 | Terry Cummings | 716 |
| 1985-86 | Terry Cummings | 694 |
| 1986-87 | Jack Sikma | 822 |
| 1987-88 | Jack Sikma | 709 |
| 1988-89 | Terry Cummings | 650 |
| 1989-90 | Alvin Robertson | 559 |
| 1990-91 | Dan Schayes | 535 |
| 1991-92 | Moses Malone | 744 |
| 1992-93 | Anthony Avent | 512 |
| 1993-94 | Vin Baker | 621 |
| 1994-95 | Vin Baker | 826 |
| 1995-96 | Vin Baker | 808 |
| 1996-97 | Vin Baker | 804 |
| 1997-98 | Ervin Johnson | 685 |
| 1998-99 | Ervin Johnson | 380 |
| 1999-00 | Ervin Johnson | 648 |
| 2000-01 | Ervin Johnson | 613 |
| 2001-02 | Anthony Mason | 646 |
| 2002-03 | Anthony Mason | 416 |
| 2003-04 | Joe Smith | 643 |
| 2004-05 | Dan Gadzuric | 674 |
| 2005-06 | Jamaal Magloire | 773 |
| 2006-07 | Andrew Bogut | 584 |
| 2007-08 | Andrew Bogut | 763 |
| 2008-09 | Charlie Villanueva | 520 |
| 2009-10 | Andrew Bogut | 701 |
| 2010-11 | Andrew Bogut | 720 |
| 2011-12 | Ersan Ilyasova | 529 |

ASSISTS

| Year | Player | Total |
|----------------|--------------------|------------|
| 1968-69 | Guy Rodgers | 561 |
| 1969-70 | Flynn Robinson | 449 |
| 1970-71 | Oscar Robertson | 668 |
| 1971-72 | Oscar Robertson | 491 |
| 1972-73 | Oscar Robertson | 551 |
| 1973-74 | Oscar Robertson | 374 |
| 1974-75 | K. Abdul-Jabbar | 254 |
| 1975-76 | Jim Price | 395 |
| 1976-77 | Quinn Buckner | 372 |
| 1977-78 | Quinn Buckner | 456 |
| 1978-79 | Quinn Buckner | 468 |
| 1979-80 | Quinn Buckner | 383 |
| 1980-81 | Quinn Buckner | 384 |
| 1981-82 | Sidney Moncrief | 362 |
| 1982-83 | Marques Johnson | 383 |
| 1983-84 | Sidney Moncrief | 358 |
| 1984-85 | Paul Pressey | 543 |
| 1985-86 | Paul Pressey | 623 |
| 1986-87 | Paul Pressey | 441 |
| 1987-88 | Paul Pressey | 523 |
| 1988-89 | Paul Pressey | 439 |
| 1989-90 | Jay Humphries | 472 |
| 1990-91 | Jay Humphries | 538 |
| 1991-92 | Jay Humphries | 456 |
| 1992-93 | Eric Murdock | 603 |
| 1993-94 | Eric Murdock | 546 |
| 1994-95 | Eric Murdock | 482 |
| 1995-96 | Sherman Douglas | 397 |
| 1996-97 | Sherman Douglas | 427 |
| 1997-98 | Terrell Brandon | 387 |
| 1998-99 | Ray Allen | 178 |
| 1999-00 | Sam Cassell | 729 |
| 2000-01 | Sam Cassell | 580 |
| 2001-02 | Sam Cassell | 493 |
| 2002-03 | Sam Cassell | 450 |
| 2003-04 | Damon Jones | 478 |
| 2004-05 | Mo Williams | 484 |
| 2005-06 | T.J. Ford | 473 |
| 2006-07 | Mo Williams | 416 |
| 2007-08 | Mo Williams | 419 |
| 2008-09 | Ramon Sessions | 452 |
| 2009-10 | Brandon Jennings | 470 |
| 2010-11 | Brandon Jennings | 305 |
| 2011-12 | Brandon Jennings | 365 |

STEALS (NOT KEPT UNTIL '73-74)

| Year | Player | Total |
|----------------|------------------------|------------|
| 1973-74 | Lucius Allen | 137 |
| 1974-75 | Bob Dandridge | 123 |
| 1975-76 | Jim Price | 148 |
| 1976-77 | Quinn Buckner | 192 |
| 1977-78 | Quinn Buckner | 188 |
| 1978-79 | Quinn Buckner | 156 |
| 1979-80 | Quinn Buckner | 135 |
| 1980-81 | Quinn Buckner | 197 |
| 1981-82 | Quinn Buckner | 174 |
| 1982-83 | Sidney Moncrief | 113 |
| 1983-84 | Marques Johnson | 115 |
| 1984-85 | Paul Pressey | 129 |
| 1985-86 | Paul Pressey | 168 |
| 1986-87 | Terry Cummings | 129 |
| 1987-88 | Paul Pressey | 112 |
| 1988-89 | Jay Humphries | 142 |
| 1989-90 | Alvin Robertson | 207 |
| 1990-91 | Alvin Robertson | 246 |
| 1991-92 | Alvin Robertson | 210 |
| 1992-93 | Eric Murdock | 174 |
| 1993-94 | Eric Murdock | 197 |
| 1994-95 | Glenn Robinson | 115 |
| 1995-96 | Glenn Robinson | 95 |
| 1996-97 | Glenn Robinson | 103 |
| 1997-98 | R. Allen/T. Brandon | 111 |
| 1998-99 | Ray Allen | 53 |
| 1999-00 | Ray Allen | 110 |
| 2000-01 | Ray Allen | 124 |
| 2001-02 | Glenn Robinson | 97 |
| 2002-03 | Sam Cassell | 88 |
| 2003-04 | Michael Redd | 81 |
| 2004-05 | Mo Williams | 74 |
| 2005-06 | T.J. Ford | 104 |
| 2006-07 | Ruben Patterson | 110 |
| 2007-08 | Mo Williams | 78 |
| 2008-09 | Luke Ridnour | 92 |
| 2009-10 | Brandon Jennings | 105 |
| 2010-11 | Brandon Jennings | 95 |
| 2011-12 | Brandon Jennings | 104 |

GENERAL
OFFICE

FRONT
OFFICE

PLAYERS

2011-12
SEASON

STATS &
RECORDS

HISTORY

NBA

OPPONENTS

MEDIA

SEASON-BY-SEASON TEAM LEADERS

FIELD GOAL % (164+ FGM)

| Year | Player | Total |
|----------------|------------------------|-------------|
| 1968-69 | Jon McGlocklin | .487 |
| 1969-70 | Jon McGlocklin | .530 |
| 1970-71 | K. Abdul-Jabbar | .577 |
| 1971-72 | K. Abdul-Jabbar | .574 |
| 1972-73 | K. Abdul-Jabbar | .554 |
| 1973-74 | K. Abdul-Jabbar | .539 |
| 1974-75 | K. Abdul-Jabbar | .513 |
| 1975-76 | Elmore Smith | .518 |
| 1976-77 | Swen Nater | .528 |
| 1977-78 | Alex English | .542 |
| 1978-79 | Marques Johnson | .550 |
| 1979-80 | Marques Johnson | .544 |
| 1980-81 | Marques Johnson | .552 |
| 1981-82 | Bob Lanier | .558 |
| 1982-83 | Alton Lister | .529 |
| 1983-84 | Bob Lanier | .572 |
| 1984-85 | Alton Lister | .538 |
| 1985-86 | Alton Lister | .551 |
| 1986-87 | Ricky Pierce | .534 |
| 1987-88 | Ricky Pierce | .510 |
| 1988-89 | Ricky Pierce | .518 |
| 1989-90 | Ricky Pierce | .510 |
| 1990-91 | Fred Roberts | .533 |
| 1991-92 | Frank Brickowski | .524 |
| 1992-93 | Frank Brickowski | .545 |
| 1993-94 | Vin Baker | .501 |
| 1994-95 | Marty Conlon | .532 |
| 1995-96 | Benoit Benjamin | .520 |
| 1996-97 | Vin Baker | .505 |
| 1997-98 | Ervin Johnson | .537 |
| 1998-99 | Glenn Robinson | .459 |
| 1999-00 | Scott Williams | .500 |
| 2000-01 | Jason Caffey | .488 |
| 2001-02 | Anthony Mason | .505 |
| 2002-03 | Anthony Mason | .486 |
| 2003-04 | Dan Gadzuric | .524 |
| 2004-05 | Dan Gadzuric | .539 |
| 2005-06 | Dan Gadzuric | .553 |
| 2006-07 | Andrew Bogut | .553 |
| 2007-08 | Andrew Bogut | .511 |
| 2008-09 | Andrew Bogut | .577 |
| 2009-10 | Andrew Bogut | .520 |
| 2010-11 | Andrew Bogut | .495 |
| 2011-12 | Ersan Ilyasova | .492 |

3-POINT FIELD GOAL % (SINCE '79-80, MIN. 19 MADE)

| Year | Player | Total |
|----------------|---------------------|-------------|
| 1979-80 | Brian Winters | .373 |
| 1980-81 | Brian Winters | .353 |
| 1981-82 | Brian Winters | .387 |
| 1982-83 | Brian Winters | .324 |
| 1983-84 | Mike Dunleavy | .422 |
| 1984-85 | Craig Hodges | .348 |
| 1985-86 | Craig Hodges | .451 |
| 1986-87 | Craig Hodges | .373 |
| 1987-88 | Craig Hodges | .466 |
| 1988-89 | Jack Sikma | .380 |
| 1989-90 | Brad Lohaus | .380 |
| 1990-91 | Dale Ellis | .441 |
| 1991-92 | Fred Roberts | .534 |
| 1992-93 | Lee Mayberry | .391 |
| 1993-94 | Eric Murdock | .411 |
| 1994-95 | Lee Mayberry | .407 |
| 1995-96 | Lee Mayberry | .397 |
| 1996-97 | Ray Allen | .393 |
| 1997-98 | Glenn Robinson | .385 |
| 1998-99 | Dell Curry | .476 |
| 1999-00 | Ray Allen | .423 |
| 2000-01 | Ray Allen | .433 |
| 2001-02 | Michael Redd | .444 |
| 2002-03 | Michael Redd | .438 |
| 2003-04 | Keith Van Horn | .458 |
| 2004-05 | Anthony Goldwire | .408 |
| 2005-06 | Charlie Bell | .423 |
| 2006-07 | Earl Boykins | .419 |
| 2007-08 | Mo Williams | .385 |
| 2008-09 | Richard Jefferson | .397 |
| 2009-10 | John Salmons | .385 |
| 2010-11 | Earl Boykins | .380 |
| 2011-12 | Ersan Ilyasova | .455 |

FREE THROW % (MIN. 120 FTM)

| Year | Player | Total |
|----------------|-------------------|-------------|
| 1968-69 | Jon McGlocklin | .842 |
| 1969-70 | Flynn Robinson | .898 |
| 1970-71 | Jon McGlocklin | .862 |
| 1971-72 | Oscar Robertson | .836 |
| 1972-73 | Oscar Robertson | .847 |
| 1973-74 | Oscar Robertson | .835 |
| 1974-75 | Jim Price | .859 |
| 1975-76 | Jim Price | .849 |
| 1976-77 | Junior Bridgeman | .864 |
| 1977-78 | Brian Winters | .840 |
| 1978-79 | Brian Winters | .856 |
| 1979-80 | Junior Bridgeman | .865 |
| 1980-81 | Junior Bridgeman | .884 |
| 1981-82 | Scott May | .824 |
| 1982-83 | Junior Bridgeman | .837 |
| 1983-84 | Sidney Moncrief | .848 |
| 1984-85 | Sidney Moncrief | .828 |
| 1985-86 | Sidney Moncrief | .859 |
| 1986-87 | Craig Hodges | .891 |
| 1987-88 | Jack Sikma | .922 |
| 1988-89 | Jack Sikma | .905 |
| 1989-90 | Jack Sikma | .885 |
| 1990-91 | Ricky Pierce | .907 |
| 1991-92 | Moses Malone | .786 |
| 1992-93 | Fred Roberts | .799 |
| 1993-94 | Eric Murdock | .813 |
| 1994-95 | Johnny Newman | .801 |
| 1995-96 | Glenn Robinson | .812 |
| 1996-97 | Ray Allen | .823 |
| 1997-98 | Ray Allen | .875 |
| 1998-99 | Ray Allen | .903 |
| 1999-00 | Ray Allen | .887 |
| 2000-01 | Ray Allen | .888 |
| 2001-02 | Ray Allen | .873 |
| 2002-03 | Ray Allen | .913 |
| 2003-04 | Michael Redd | .868 |
| 2004-05 | Michael Redd | .854 |
| 2005-06 | Michael Redd | .877 |
| 2006-07 | Mo Williams | .855 |
| 2007-08 | Mo Williams | .856 |
| 2008-09 | Luke Ridnour | .869 |
| 2009-10 | Luke Ridnour | .907 |
| 2010-11 | Corey Maggette | .834 |
| 2011-12 | Drew Gooden | .846 |

BLOCKS (NOT KEPT UNTIL '73-74)

| Year | Player | Total |
|----------------|------------------------|------------|
| 1973-74 | K. Abdul-Jabbar | 238 |
| 1974-75 | K. Abdul-Jabbar | 212 |
| 1975-76 | Elmore Smith | 238 |
| 1976-77 | Swen Nater | 51 |
| 1977-78 | Marques Johnson | 103 |
| 1978-79 | Marques Johnson | 89 |
| 1979-80 | Harvey Catchings | 162 |
| 1980-81 | Harvey Catchings | 184 |
| 1981-82 | Harvey Catchings | 135 |
| 1982-83 | Alton Lister | 177 |
| 1983-84 | Alton Lister | 140 |
| 1984-85 | Alton Lister | 167 |
| 1985-86 | Alton Lister | 142 |
| 1986-87 | Jack Sikma | 90 |
| 1987-88 | Randy Breuer | 107 |
| 1988-89 | Terry Cummings | 72 |
| 1989-90 | Brad Lohaus | 88 |
| 1990-91 | Brad Lohaus | 74 |
| 1991-92 | Brad Lohaus | 71 |
| 1992-93 | Brad Lohaus | 74 |
| 1993-94 | Vin Baker | 114 |
| 1994-95 | Vin Baker | 116 |
| 1995-96 | Vin Baker | 91 |
| 1996-97 | Vin Baker | 112 |
| 1997-98 | Ervin Johnson | 158 |
| 1998-99 | Ervin Johnson | 57 |
| 1999-00 | Ervin Johnson | 127 |
| 2000-01 | Ervin Johnson | 97 |
| 2001-02 | Joel Przybilla | 118 |
| 2002-03 | Ervin Johnson | 63 |
| 2003-04 | Dan Gadzuric | 105 |
| 2004-05 | Dan Gadzuric | 106 |
| 2005-06 | Jamaal Magloire | 80 |
| 2006-07 | Brian Skinner | 64 |
| 2007-08 | Andrew Bogut | 135 |
| 2008-09 | Charlie Villanueva | 56 |
| 2009-10 | Andrew Bogut | 175 |
| 2010-11 | Andrew Bogut | 168 |
| 2011-12 | Larry Sanders | 76 |

PERSONAL FOULS

| Year | Player | Total |
|----------------|------------------------|------------|
| 1968-69 | Wayne Embry | 302 |
| 1969-70 | Greg Smith | 303 |
| 1970-71 | Bob Dandridge | 287 |
| 1971-72 | Bob Dandridge | 297 |
| 1972-73 | Bob Dandridge | 279 |
| 1973-74 | Curtis Perry | 301 |
| 1974-75 | Bob Dandridge | 328 |
| 1975-76 | Elmore Smith | 258 |
| 1976-77 | Brian Winters | 228 |
| 1977-78 | Quinn Buckner | 287 |
| 1978-79 | Kent Benson | 280 |
| 1979-80 | Dave Meyers | 218 |
| 1980-81 | Harvey Catchings | 284 |
| 1981-82 | Marques Johnson | 240 |
| 1982-83 | Alton Lister | 328 |
| 1983-84 | Alton Lister | 327 |
| 1984-85 | Alton Lister | 307 |
| 1985-86 | Alton Lister | 280 |
| 1986-87 | Jack Sikma | 328 |
| 1987-88 | Jack Sikma | 316 |
| 1988-89 | Alvin Robertson | 300 |
| 1989-90 | Alvin Robertson | 280 |
| 1990-91 | Alvin Robertson | 273 |
| 1991-92 | Alvin Robertson | 263 |
| 1992-93 | Blue Edwards | 242 |
| 1993-94 | Blue Edwards | 235 |
| 1994-95 | Todd Day | 283 |
| 1995-96 | Vin Baker | 272 |
| 1996-97 | Vin Baker | 275 |
| 1997-98 | Ervin Johnson | 321 |
| 1998-99 | Ervin Johnson | 151 |
| 1999-00 | Ervin Johnson | 298 |
| 2000-01 | Ervin Johnson | 257 |
| 2001-02 | Ervin Johnson | 219 |
| 2002-03 | Tim Thomas | 257 |
| 2003-04 | Joe Smith | 209 |
| 2004-05 | Dan Gadzuric | 224 |
| 2005-06 | Jamaal Magloire | 276 |
| 2006-07 | Ruben Patterson | 232 |
| 2007-08 | Andrew Bogut | 254 |
| 2008-09 | Charlie Villanueva | 254 |
| 2009-10 | Ersan Ilyasova | 251 |
| 2010-11 | Andrew Bogut | 217 |
| 2011-12 | E. Ilyasova/L. Sanders | 133 |

DISQUALIFICATIONS

| Year | Player | Total |
|----------------|------------------------|-----------|
| 1968-69 | Greg Smith | 12 |
| 1969-70 | Greg Smith | 8 |
| 1970-71 | Greg Smith | 5 |
| 1971-72 | Curtis Perry | 13 |
| 1972-73 | Curtis Perry | 6 |
| 1973-74 | C. Perry/C. Warner | 8 |
| 1974-75 | Cornell Warner | 7 |
| 1975-76 | Mayer/E. Smith | 7 |
| 1976-77 | Swen Nater | 6 |
| 1977-78 | Quinn Buckner | 6 |
| 1978-79 | George Johnson | 5 |
| 1979-80 | D. Meyers/J. Bridgeman | 3 |
| 1980-81 | Harvey Catchings | 7 |
| 1981-82 | Pat Cummings | 6 |
| 1982-83 | Alton Lister | 18 |
| 1983-84 | Alton Lister | 11 |
| 1984-85 | Craig Hodges | 8 |
| 1985-86 | Alton Lister | 8 |
| 1986-87 | Jack Sikma | 11 |
| 1987-88 | Jack Sikma | 6 |
| 1988-89 | Jack Sikma | 6 |
| 1989-90 | Jack Sikma | 5 |
| 1990-91 | Alvin Robertson | 5 |
| 1991-92 | Frank Brickowski | 11 |
| 1992-93 | Frank Brickowski | 8 |
| 1993-94 | Todd Day | 4 |
| 1994-95 | Todd Day | 6 |
| 1995-96 | Johnny Newman | 4 |
| 1996-97 | Vin Baker | 8 |
| 1997-98 | Tyrone Hill | 8 |
| 1998-99 | Robert Traylor | 4 |
| 1999-00 | Ervin Johnson | 6 |
| 2000-01 | Jason Caffey | 8 |
| 2001-02 | Ervin Johnson | 4 |
| 2002-03 | Tim Thomas | 5 |
| 2003-04 | T. Thomas/B. Skinner | 3 |
| 2004-05 | Joe Smith | 5 |
| 2005-06 | Bobby Simmons | 8 |
| 2006-07 | Andrew Bogut | 6 |
| 2007-08 | Andrew Bogut | 5 |
| 2008-09 | Charlie Villanueva | 5 |
| 2009-10 | Andrew Bogut | 5 |
| 2010-11 | Andrew Bogut | 4 |
| 2011-12 | Larry Sanders | 3 |

SEASON RECORDS

| BUCKS | | | | OPPONENTS | | | | GENERAL INFO |
|--------------------------------------|-------|---------|---------|--------------------------------------|-------|---------|---------|-----------------|
| | Total | Average | Year | | Total | Average | Year | |
| POINTS | | | | POINTS | | | | |
| High | 9,741 | 118.8 | 1969-70 | High | 9,461 | 118.8 | 1968-69 | |
| Low | 4,584 | 91.7 | 1998-99 | Low | 4,501 | 90.0 | 1998-99 | |
| | 7,534 | 91.9 | 2010-11 | | 7,603 | 92.7 | 2010-11 | |
| FIELD GOALS MADE | | | | FIELD GOALS MADE | | | | |
| High | 3,972 | 48.4 | 1970-71 | High | 3,722 | 45.4 | 1969-70 | |
| Low | 2,814 | 34.3 | 2010-11 | Low | 1,600 | 32.0 | 1998-99 | |
| FIELD GOALS ATTEMPTED | | | | | 2,834 | 34.6 | 2010-11 | |
| High | 8,258 | 100.7 | 1968-69 | FIELD GOALS ATTEMPTED | | | | |
| Low | 3,818 | 76.4 | 1998-99 | High | 8,467 | 103.3 | 1969-70 | |
| | 6,303 | 76.9 | 1996-97 | Low | 3,746 | 74.9 | 1998-99 | |
| FIELD GOAL % | | | | | 6,233 | 76.0 | 2008-09 | |
| High | --- | .509 | 1970-71 | FIELD GOAL % | | | | |
| Low | --- | .428 | 1968-69 | High | --- | .498 | 1991-92 | |
| FREE THROWS MADE | | | | Low | --- | .420 | 1971-72 | |
| High | 2,063 | 25.2 | 1985-86 | FREE THROWS MADE | | | | |
| Low | 1,264 | 15.4 | 2009-10 | High | 2,178 | 26.6 | 1968-69 | |
| FREE THROWS ATTEMPTED | | | | Low | 1,343 | 16.4 | 1972-73 | |
| High | 2,701 | 32.9 | 1985-86 | FREE THROWS ATTEMPTED | | | | |
| Low | 1,675 | 20.4 | 2009-10 | High | 3,071 | 37.5 | 1968-69 | |
| FREE THROW % | | | | Low | 1,783 | 21.7 | 1972-73 | |
| High | --- | .821 | 1988-89 | FREE THROW % | | | | |
| Low | --- | .704 | 1993-94 | High | --- | .816 | 1971-72 | |
| 3-POINT FIELD GOALS MADE | | | | Low | --- | .709 | 1968-69 | |
| High | 645 | 7.9 | 2009-10 | 3-POINT FIELD GOALS MADE | | | | |
| Low | 30 | 0.4 | 1980-81 | High | 588 | 7.2 | 2007-08 | |
| 3-POINT FIELD GOALS ATTEMPTED | | | | Low | 35 | 0.4 | 1980-81 | |
| High | 1,813 | 22.1 | 2009-10 | 3-POINT FIELD GOALS ATTEMPTED | | | | |
| Low | 131 | 1.6 | 1980-81 | High | 1,247 | 18.9 | 2011-12 | |
| 3-POINT FIELD GOAL % | | | | | 1,537 | 18.7 | 2006-07 | |
| High | --- | .383 | 2002-03 | Low | 199 | 2.4 | 1980-81 | |
| Low | --- | .219 | 1982-83 | 3-POINT FIELD GOAL % | | | | |
| OFFENSIVE REBOUNDS | | | | High | --- | .397 | 1995-96 | |
| High | 1,297 | 15.8 | 1991-92 | Low | --- | .176 | 1980-81 | |
| Low | 841 | 10.3 | 2001-02 | OFFENSIVE REBOUNDS | | | | |
| DEFENSIVE REBOUNDS | | | | High | 1,360 | 16.6 | 1979-80 | |
| High | 2,881 | 35.1 | 1973-74 | Low | 831 | 10.1 | 2008-09 | |
| Low | 2,113 | 25.8 | 1992-93 | DEFENSIVE REBOUNDS | | | | |
| TOTAL REBOUNDS | | | | High | 2,723 | 33.2 | 2009-10 | |
| High | 4,727 | 57.6 | 1968-69 | Low | 2,155 | 26.3 | 1981-82 | |
| Low | 3,137 | 38.3 | 1995-96 | TOTAL REBOUNDS | | | | |
| ASSISTS | | | | High | 4,871 | 59.4 | 1968-69 | |
| High | 2,562 | 31.2 | 1978-79 | Low | 3,218 | 39.2 | 1996-97 | |
| Low | 1,545 | 18.8 | 2010-11 | ASSISTS | | | | |
| PERSONAL FOULS | | | | High | 2,301 | 28.1 | 1978-79 | |
| High | 2,281 | 27.8 | 1981-82 | Low | 1,018 | 20.4 | 1998-99 | |
| Low | 1,273 | 19.3 | 2011-12 | | 1,657 | 20.2 | 2010-11 | |
| | 1,668 | 20.3 | 2003-04 | PERSONAL FOULS | | | | |
| DISQUALIFICATIONS | | | | High | 2,189 | 26.7 | 1981-82 | |
| High | 50 | 0.6 | 1968-69 | Low | 1,278 | 19.4 | 2011-12 | |
| Low | 11 | 0.1 | 2009-10 | | 1,601 | 19.5 | 1972-73 | |
| BLOCKED SHOTS | | | | DISQUALIFICATIONS | | | | |
| High | 532 | 6.5 | 1982-83 | High | 33 | 0.4 | 1969-70 | |
| Low | 224 | 2.7 | 2006-07 | Low | 4 | 0.08 | 2011-12 | |
| STEALS | | | | | 4 | 0.08 | 1998-99 | |
| High | 894 | 10.9 | 1990-91 | | 7 | 0.1 | 2007-08 | |
| Low | 529 | 6.5 | 2004-05 | | 7 | 0.1 | 2010-11 | |
| TURNOVERS | | | | BLOCKED SHOTS | | | | |
| High | 1,694 | 20.7 | 1973-74 | High | 473 | 5.8 | 1991-92 | |
| Low | 1,044 | 12.7 | 2002-03 | Low | 298 | 3.6 | 1974-75 | |
| | | | | STEALS | | | | |
| | | | | High | 790 | 9.6 | 1977-78 | |
| | | | | Low | 573 | 7.0 | 2009-10 | |
| | | | | TURNOVERS | | | | |
| | | | | High | 1,822 | 22.2 | 1973-74 | |
| | | | | Low | 1,125 | 13.7 | 2007-08 | |

Hights and Lows based on per game average.
Stats in *Italics* indicate lockout-shortened season.

SINGLE-GAME RECORDS - TEAM

BUCKS

POINTS

| | | | |
|-----------------|-----|-------------------------------|----------|
| Most | 166 | at San Antonio (30T) | 03/06/82 |
| | 158 | New Orleans | 03/14/79 |
| Fewest | 56 | at Boston | 03/13/11 |
| Most, Half | 87 | New Orleans | 03/14/79 |
| Fewest, Half | 22 | 2 times; Last at Boston | 03/13/11 |
| Most, Quarter | 53 | at Cleveland | 11/12/91 |
| Fewest, Quarter | 8 | 9 times; Last: at L.A. Lakers | 01/10/10 |

OFFENSIVE REBOUNDS

| | | | |
|--------|----|------------------------|----------|
| Most | 32 | San Antonio | 03/08/88 |
| Fewest | 2 | 4 times; Last: Indiana | 12/26/03 |

DEFENSIVE REBOUNDS

| | | | |
|------|----|----------|----------|
| Most | 50 | New York | 12/29/74 |
|------|----|----------|----------|

TOTAL REBOUNDS

| | | | |
|--------|----|-----------------------------|----------|
| Most | 85 | San Francisco (Madison) | 12/11/68 |
| Fewest | 23 | 2 times; Last: Philadelphia | 01/28/03 |

ASSISTS

| | | | |
|------------|----|---------|----------|
| Most | 53 | Detroit | 12/26/78 |
| Most, Half | 30 | Detroit | 12/26/78 |

STEALS

| | | | |
|------|----|---------|----------|
| Most | 24 | Orlando | 03/06/92 |
|------|----|---------|----------|

TURNOVERS

| | | | |
|--------|----|---------|----------|
| Most | 35 | Atlanta | 03/21/78 |
| Fewest | 2 | Indiana | 04/01/06 |

BLOCKS

| | | | |
|------|----|------------|----------|
| Most | 18 | at Detroit | 11/12/80 |
|------|----|------------|----------|

PERSONAL FOULS

| | | | |
|----------|----|------------------------|----------|
| Most | 42 | Philadelphia | 04/05/83 |
| | 42 | at Phoenix (OT) | 11/24/85 |
| Fewest | 8 | Chicago | 02/04/12 |
| Most DQs | 4 | 2 times; Last: Indiana | 02/21/07 |

FIELD GOALS MADE

| | | | |
|-----------|------|--------------------|----------|
| Most | 69 | New Orleans | 03/14/79 |
| Highest % | .667 | Sacramento (54-81) | 12/15/85 |

FIELD GOALS ATTEMPTED

| | | | |
|------|-----|---------------|----------|
| Most | 131 | at Washington | 03/16/79 |
|------|-----|---------------|----------|

3-POINT FIELD GOALS MADE

| | | | |
|----------------|----|------------|----------|
| Most | 18 | Phoenix | 03/28/06 |
| Most, 0 missed | 4 | New Jersey | 12/17/92 |

3-POINT FIELD GOALS ATTEMPTED

| | | | |
|--------------|----|--------------------|----------|
| Most | 33 | at Cleveland (20T) | 12/09/02 |
| | 32 | Phoenix | 03/28/06 |
| Most, 0 made | 15 | Phoenix | 01/22/02 |

FREE THROWS MADE

| | | | |
|----------------|----|------------------------|----------|
| Most | 48 | Boston | 03/08/70 |
| Most, 0 Missed | 28 | LA Lakers | 01/12/00 |
| Fewest | 3 | 5 times; Last: Houston | 02/20/02 |

FREE THROWS ATTEMPTED

| | | | |
|--------|----|---------|----------|
| Most | 62 | Boston | 03/08/70 |
| Fewest | 3 | Houston | 02/20/02 |

OPPONENTS

POINTS

| | | | |
|-----------------|-----|----------------------|----------|
| Most | 171 | at San Antonio (30T) | 03/06/82 |
| | 153 | at San Antonio | 10/14/78 |
| Fewest | 62 | at Dallas | 11/22/97 |
| | 62 | at Toronto | 11/23/03 |
| Most, Half | 86 | at Baltimore | 12/27/68 |
| Fewest, Half | 25 | at Philadelphia | 03/03/72 |
| | 25 | Boston | 03/18/99 |
| Most, Quarter | 49 | Orlando | 02/20/95 |
| Fewest, Quarter | 4 | at Buffalo | 10/21/72 |

OFFENSIVE REBOUNDS

| | | | |
|------|----|------------|----------|
| Most | 34 | at Indiana | 03/17/93 |
|------|----|------------|----------|

DEFENSIVE REBOUNDS

| | | | |
|------|----|------------------------------|----------|
| Most | 52 | 2 times; Last: at LA. Lakers | 01/10/10 |
|------|----|------------------------------|----------|

TOTAL REBOUNDS

| | | | |
|------|----|-----------|----------|
| Most | 77 | at Boston | 12/26/68 |
|------|----|-----------|----------|

ASSISTS

| | | | |
|------|----|---------|----------|
| Most | 46 | Orlando | 02/20/95 |
|------|----|---------|----------|

STEALS

| | | | |
|------|----|--------------|----------|
| Most | 19 | at Denver | 12/07/79 |
| | 19 | at Chicago | 02/13/80 |
| | 19 | at Detroit | 11/16/92 |
| | 19 | at Charlotte | 01/13/06 |

TURNOVERS

| | | | |
|--------|----|-------------|----------|
| Most | 40 | at New York | 12/03/77 |
| Fewest | 4 | Orlando | 01/18/02 |

BLOCKS

| | | | |
|------|----|---------------|----------|
| Most | 17 | at Washington | 12/12/85 |
| | 17 | at Toronto | 12/19/97 |

PERSONAL FOULS

| | | | |
|----------|----|------------------|----------|
| Most | 43 | at Chicago (20T) | 01/15/83 |
| | 39 | Sacramento | 02/01/91 |
| Fewest | 7 | Houston | 02/20/02 |
| Most DQs | 4 | Chicago | 11/30/74 |

FIELD GOALS MADE

| | | | |
|-----------|------|------------------------|----------|
| Most | 68 | at San Antonio (30T) | 03/06/82 |
| | 63 | 2 times; Last: Chicago | 04/14/08 |
| Highest % | .670 | Chicago (63-94) | 04/14/08 |

FIELD GOALS ATTEMPTED

| | | | |
|------|-----|----------|----------|
| Most | 140 | New York | 12/16/77 |
|------|-----|----------|----------|

3-POINT FIELD GOALS MADE

| | | | |
|----------------|----|----------------|----------|
| Most | 17 | at Houston | 12/22/01 |
| Most, 0 missed | 6 | at San Antonio | 12/22/90 |

3-POINT FIELD GOALS ATTEMPTED

| | | | |
|------|----|--------------|----------|
| Most | 37 | Sacramento | 01/26/00 |
| | 37 | at LA Lakers | 11/28/06 |
| | 37 | Orlando | 02/11/12 |

FREE THROWS MADE

| | | | |
|----------------|----|-----------|----------|
| Most | 48 | at Denver | 12/30/00 |
| Most, 0 missed | 24 | Detroit | 01/12/12 |

FREE THROWS ATTEMPTED

| | | | |
|------|----|------------|----------|
| Most | 62 | at Seattle | 01/29/78 |
|------|----|------------|----------|

SINGLE-GAME RECORDS - INDIVIDUAL

| BUCKS | | | | |
|-------------------------------|-----|---------------------|---------------------|----------|
| GAMES | | | | |
| Consecutive | 400 | Ray Allen | 11/01/96 - 12/20/01 | |
| MINUTES | | | | |
| Most | 62 | Jay Humphries | SEA (5 OT) | 11/09/89 |
| POINTS | | | | |
| Most | 57 | Michael Redd | UTA | 11/11/06 |
| OFFENSIVE REBOUNDS | | | | |
| Most | 15 | Swen Nater | ATL | 12/19/76 |
| DEFENSIVE REBOUNDS | | | | |
| Most | 20 | Andrew Bogut | MIA (OT) | 01/07/11 |
| | 20 | K. Abdul-Jabbar | at LAL | 01/27/74 |
| | 20 | K. Abdul-Jabbar | at PHO | 03/25/75 |
| TOTAL REBOUNDS | | | | |
| Most | 33 | Swen Nater | ATL | 12/19/76 |
| ASSISTS | | | | |
| Most | 24 | Ramon Sessions | CHI | 04/14/08 |
| STEALS | | | | |
| Most | 10 | Alvin Robertson | UTA | 11/19/90 |
| TURNOVERS | | | | |
| Most | 10 | John Lucas | at WAS | 02/15/88 |
| | 10 | Vin Baker | at CLE | 04/12/94 |
| | 10 | Andrew Bogut | BOS | 04/08/08 |
| BLOCKS | | | | |
| Most | 10 | K. Abdul-Jabbar | DET | 11/03/73 |
| FIELD GOALS MADE | | | | |
| Most | 24 | K. Abdul-Jabbar | HOU ** | 01/25/73 |
| FIELD GOALS ATTEMPTED | | | | |
| Most | 39 | K. Abdul-Jabbar | at LAL | 03/17/72 |
| 3-POINT FIELD GOALS MADE | | | | |
| Most, Game | 10 | Ray Allen | CHA | 04/14/02 |
| Most, Half | 8 * | Tim Thomas (2nd) | at POR | 01/05/01 |
| | 8 * | Michael Redd (2nd) | HOU | 02/20/02 |
| | 8 * | Ray Allen (2nd) | CHA | 04/14/02 |
| Most, Quarter | 8 # | Michael Redd (4th) | HOU | 02/20/02 |
| 3-POINT FIELD GOALS ATTEMPTED | | | | |
| Most | 17 | Ray Allen (2 OT) | at CLE | 12/09/02 |
| | 14 | Ray Allen (3 times) | Last: CHA | 04/14/02 |
| FREE THROWS MADE | | | | |
| Most | 21 | Flynn Robinson | ATL ^ | 02/17/69 |
| FREE THROWS ATTEMPTED | | | | |
| Most | 25 | K. Abdul-Jabbar | at BOS | 03/08/70 |

** game played in Madison, WI
* ties NBA record for three-pointers in one half
NBA record for three-pointers in one quarter
^ game played in Baltimore, MD

| OPPONENTS | | | | |
|-------------------------------|----|---------------------|--------------|----------|
| MINUTES | | | | |
| Most | 69 | Dale Ellis | SEA (5 OT) | 11/09/89 |
| POINTS | | | | |
| Most | 61 | Karl Malone | at UTA | 01/27/90 |
| OFFENSIVE REBOUNDS | | | | |
| Most | 18 | Charles Oakley | at CHI (OT) | 03/15/86 |
| | 14 | Olden Polynice | SAC | 03/11/94 |
| DEFENSIVE REBOUNDS | | | | |
| Most | 25 | Shaquille O'Neal | at LAL | 03/21/04 |
| TOTAL REBOUNDS | | | | |
| Most | 33 | Tom Boerwinkle | at CHI | 03/09/71 |
| ASSISTS | | | | |
| Most | 21 | Gary Grant | at LAC | 11/29/89 |
| STEALS | | | | |
| Most | 10 | Clyde Drexler | POR | 01/10/86 |
| TURNOVERS | | | | |
| Most | 11 | Michael Richardson | NY | 11/13/81 |
| BLOCKS | | | | |
| Most | 12 | Manute Bol | at WAS | 12/12/85 |
| FIELD GOALS MADE | | | | |
| Most | 21 | George Gervin | at SA (3 OT) | 03/06/82 |
| | 21 | Karl Malone | at UTA | 01/27/90 |
| FIELD GOALS ATTEMPTED | | | | |
| Most | 41 | Bob Lanier | at DET | 12/25/71 |
| 3-POINT GOALS MADE | | | | |
| Most | 10 | Brian Shaw | MIA | 04/08/93 |
| 3-POINT FIELD GOALS ATTEMPTED | | | | |
| Most | 18 | Dee Brown | TOR | 04/28/99 |
| FREE THROWS MADE | | | | |
| Most | 19 | Karl Malone (twice) | Last: at UTA | 01/27/90 |
| | 19 | Jermaine O'Neal | at IND | 01/04/05 |
| | 19 | Kevin Love | MIN | 12/27/12 |
| FREE THROWS ATTEMPTED | | | | |
| Most | 25 | Jermaine O'Neal | at IND | 01/04/05 |

GENERAL INFO

FRONT OFFICE

PLAYERS

2011-12 SEASON

STATS & RECORDS

HISTORY

NBA

OPPONENTS

MEDIA

ALL-TIME PLAYOFF RESULTS

1970 EASTERN DIVISION SEMIFINALS - BUCKS 4, PHILADELPHIA 1

| Date | Opponent | W/L | Score | H | R | I | High Scorer | Opp. High Scorer | Atten. |
|---------|--------------|-----|---------|-----|-----|-----|-----------------|------------------|--------|
| 3/25/70 | Philadelphia | W | 125-118 | 1-0 | 0-0 | 1-0 | Abdul-Jabbar 36 | Two players 21 | 9,686 |
| 3/27/70 | Philadelphia | L | 105-112 | 1-1 | 0-0 | 1-1 | Abdul-Jabbar 33 | Cunningham 37 | 9,686 |
| 3/30/70 | @ Phila. | W | 156-120 | 1-1 | 1-0 | 2-1 | Abdul-Jabbar 33 | Clark 20 | 15,244 |
| 4/1/70 | @ Phila. | W | 118-111 | 1-1 | 2-0 | 3-1 | Abdul-Jabbar 33 | Cunningham 50 | 14,206 |
| 4/3/70 | Philadelphia | W | 115-106 | 2-1 | 2-0 | 4-1 | Abdul-Jabbar 46 | Cunningham 28 | 12,868 |

(Bucks first round home games played in Madison, WI)

1970 EASTERN DIVISION FINALS - NEW YORK 4, BUCKS 1

| Date | Opponent | W/L | Score | H | R | I | High Scorer | Opp. High Scorer | Atten. |
|---------|------------|-----|---------|-----|-----|-----|-----------------|------------------|--------|
| 4/11/70 | @ New York | L | 102-110 | 2-1 | 2-1 | 4-2 | Abdul-Jabbar 35 | Reed 24 | 19,500 |
| 4/13/70 | @ New York | L | 111-112 | 2-1 | 2-2 | 4-3 | Abdul-Jabbar 38 | Reed 36 | 19,500 |
| 4/17/70 | New York | W | 101-96 | 3-1 | 2-2 | 5-3 | Abdul-Jabbar 33 | Reed 21 | 10,746 |
| 4/19/70 | New York | L | 105-117 | 3-2 | 2-2 | 5-4 | Abdul-Jabbar 38 | Reed 26 | 10,746 |
| 4/20/70 | @ New York | L | 96-132 | 3-2 | 2-3 | 5-5 | Abdul-Jabbar 27 | Reed 32 | 19,500 |

1971 WESTERN CONFERENCE SEMIFINALS - BUCKS 4, SAN FRANCISCO 1

| Date | Opponent | W/L | Score | H | R | I | High Scorer | Opp. High Scorer | Atten. |
|---------|-------------|-----|---------|-----|-----|-----|-----------------|------------------|--------|
| 3/27/71 | @ San Fran. | W | 107-96 | 3-2 | 3-3 | 6-5 | Robertson 31 | Mullins 30 | 11,216 |
| 3/29/71 | San Fran. | W | 104-90 | 4-2 | 3-3 | 7-5 | Abdul-Jabbar 26 | Thurmond 18 | 12,868 |
| 3/30/71 | San Fran. | W | 114-102 | 5-2 | 3-3 | 8-5 | Abdul-Jabbar 33 | Lucas 25 | 12,868 |
| 4/1/71 | @ San Fran. | L | 104-106 | 5-2 | 3-4 | 8-6 | Abdul-Jabbar 32 | Lucas 32 | 7,615 |
| 4/4/71 | San Fran. | W | 136-86 | 6-2 | 3-4 | 9-6 | McGlocklin 28 | Williams 13 | 12,868 |

(Bucks first round home games played in Madison, WI)

1971 WESTERN CONFERENCE FINALS - BUCKS 4, LOS ANGELES 1

| Date | Opponent | W/L | Score | H | R | I | High Scorer | Opp. High Scorer | Atten. |
|---------|-------------|-----|---------|-----|-----|------|-----------------|------------------|--------|
| 4/9/71 | Los Angeles | W | 106-85 | 7-2 | 3-4 | 10-6 | Abdul-Jabbar 32 | Chamberlain 22 | 10,746 |
| 4/11/71 | Los Angeles | W | 91-73 | 8-2 | 3-4 | 11-6 | Abdul-Jabbar 22 | Chamberlain 26 | 10,746 |
| 4/14/71 | @ LA | L | 107-118 | 8-2 | 3-5 | 11-7 | Dandridge 25 | Four players 24 | 17,334 |
| 4/16/71 | @ LA | W | 117-94 | 8-2 | 4-5 | 12-7 | Abdul-Jabbar 31 | Goodrich 26 | 17,505 |
| 4/18/71 | Los Angeles | W | 116-98 | 9-2 | 4-5 | 13-7 | Smith 22 | Hairston 27 | 10,746 |

1971 NBA FINALS - BUCKS 4, BALTIMORE 0

| Date | Opponent | W/L | Score | H | R | I | High Scorer | Opp. High Scorer | Atten. |
|---------|-------------|-----|---------|------|-----|------|-----------------|------------------|--------|
| 4/21/71 | Baltimore | W | 98-88 | 10-2 | 4-5 | 14-7 | Abdul-Jabbar 31 | Monroe 26 | 10,746 |
| 4/25/71 | @ Baltimore | W | 102-83 | 10-2 | 5-5 | 15-7 | Abdul-Jabbar 27 | Marin 22 | 12,289 |
| 4/28/71 | Baltimore | W | 107-99 | 11-2 | 5-5 | 16-7 | Dandridge 29 | Marin 21 | 10,746 |
| 4/30/71 | @ Baltimore | W | 118-106 | 11-2 | 6-5 | 17-7 | Robertson 30 | Carter 28 | 11,842 |

1972 WESTERN CONFERENCE SEMIFINALS - BUCKS 4, GOLDEN STATE 1

| Date | Opponent | W/L | Score | H | R | I | High Scorer | Opp. High Scorer | Atten. |
|---------|------------|-----|---------|------|-----|------|-----------------|------------------|--------|
| 3/28/72 | Golden St. | L | 106-117 | 11-3 | 6-5 | 17-8 | Abdul-Jabbar 28 | Barnett 30 | 9,877 |
| 3/30/72 | Golden St. | W | 118-93 | 12-3 | 6-5 | 18-8 | Abdul-Jabbar 25 | Thurmond 32 | 10,746 |
| 4/1/72 | @ GS | W | 122-94 | 12-3 | 7-5 | 19-8 | Abdul-Jabbar 23 | Thurmond 21 | 13,502 |
| 4/4/72 | @ GS | W | 106-99 | 12-3 | 8-5 | 20-8 | Dandridge 31 | Barnett 29 | 12,986 |
| 4/6/72 | Golden St. | W | 108-100 | 13-3 | 8-5 | 21-8 | Dandridge 29 | Thurmond 26 | 10,746 |

1972 WESTERN CONFERENCE FINALS - LOS ANGELES 4, BUCKS 2

| Date | Opponent | W/L | Score | H | R | I | High Scorer | Opp. High Scorer | Atten. |
|---------|-------------|-----|-----------|------|-----|-------|-----------------|------------------|--------|
| 4/9/72 | @ LA | W | 93-72 | 13-3 | 9-5 | 22-8 | Abdul-Jabbar 33 | Hairston 16 | 17,505 |
| 4/12/72 | @ LA | L | 134-135** | 13-3 | 9-6 | 22-9 | Abdul-Jabbar 40 | McMillian 42 | 17,505 |
| 4/14/72 | Los Angeles | L | 105-108 | 13-4 | 9-6 | 22-10 | Abdul-Jabbar 33 | Goodrich 30 | 10,746 |
| 4/16/72 | Los Angeles | W | 114-88 | 14-4 | 9-6 | 23-10 | Abdul-Jabbar 31 | West 24 | 10,746 |
| 4/18/72 | @ LA | L | 90-115 | 14-4 | 9-7 | 23-11 | Abdul-Jabbar 28 | McMillian 25 | 17,505 |
| 4/22/72 | Los Angeles | L | 100-104 | 14-5 | 9-7 | 23-12 | Abdul-Jabbar 37 | West 25 | 10,746 |

1973 WESTERN CONFERENCE SEMIFINALS - GOLDEN STATE 4, BUCKS 2

| Date | Opponent | W/L | Score | H | R | I | High Scorer | Opp. High Scorer | Atten. |
|---------|-------------|-----|--------|------|------|-------|-----------------|------------------|--------|
| 3/30/73 | Golden St. | W | 110-90 | 15-5 | 9-7 | 24-12 | Abdul-Jabbar 22 | Barry 22 | 10,746 |
| 4/1/73 | Golden St. | L | 92-95 | 15-6 | 9-7 | 24-13 | Abdul-Jabbar 26 | Russell 25 | 10,379 |
| 4/5/73 | @ GS | W | 113-93 | 15-6 | 10-7 | 25-13 | Robertson 34 | Mullins 21 | 8,493 |
| 4/7/73 | @ GS | L | 97-102 | 15-6 | 10-8 | 25-14 | Abdul-Jabbar 25 | Barry 38 | 8,173 |
| 4/10/73 | Golden St.# | L | 97-102 | 15-7 | 10-8 | 25-15 | Four players 19 | Lee 21 | 12,204 |
| 4/13/73 | @ GS | L | 86-100 | 15-7 | 10-9 | 25-16 | Abdul-Jabbar 27 | Barnett 26 | 13,175 |

#April 10 game played in Madison

(*) indicates one overtime period

ALL-TIME PLAYOFF RESULTS

| 1974 | 1974 WESTERN CONFERENCE SEMIFINALS - BUCKS 4, LOS ANGELES 1 | | | | | | | | | | GENERAL OFFICE |
|------|--|----------------|-----|---------------|-------|-------|-------|-------------------------|--------------------|--------|------------------------|
| | Date | Opponent | W/L | Score | H | R | I | High Scorer | Opp. High Scorer | Atten. | |
| | 3/29/74 | Los Angeles | W | 99-95 | 16-7 | 10-9 | 26-16 | Abdul-Jabbar 35 | Goodrich 31 | 10,938 | |
| | 3/31/74 | Los Angeles | W | 109-90 | 17-7 | 10-9 | 27-16 | Abdul-Jabbar 32 | Goodrich 21 | 10,938 | |
| | 4/2/74 | @ LA | L | 96-98 | 17-7 | 10-10 | 27-17 | Abdul-Jabbar 29 | Smith 30 | 17,505 | |
| | 4/4/74 | @ LA | W | 112-90 | 17-7 | 11-10 | 28-17 | Abdul-Jabbar 31 | Smith 20 | 17,505 | |
| | 4/7/74 | Los Angeles | W | 114-92 | 18-7 | 11-10 | 29-17 | Williams 22 | Goodrich 22 | 10,938 | |
| | 1974 WESTERN CONFERENCE FINALS - BUCKS 4, CHICAGO 0 | | | | | | | | | | FRONT OFFICE |
| | Date | Opponent | W/L | Score | H | R | I | High Scorer | Opp. High Scorer | Atten. | |
| | 4/16/74 | Chicago | W | 101-85 | 19-7 | 11-10 | 30-17 | Dandridge/Kareem 25 | Van Lier 26 | 10,938 | |
| | 4/18/74 | @ Chicago | W | 113-111 | 19-7 | 12-10 | 31-17 | Abdul-Jabbar 44 | Walker 27 | 17,787 | |
| | 4/20/74 | Chicago | W | 113-90 | 20-7 | 12-10 | 32-17 | Abdul-Jabbar 32 | Love 30 | 10,938 | |
| | 4/22/74 | @ Chicago | W | 115-99 | 20-7 | 13-10 | 33-17 | Abdul-Jabbar 38 | Love 32 | 12,762 | |
| | 1974 NBA FINALS - BOSTON 4, BUCKS 3 | | | | | | | | | | PLAYERS |
| | Date | Opponent | W/L | Score | H | R | I | High Scorer | Opp. High Scorer | Atten. | |
| | 4/28/74 | Boston | L | 83-98 | 20-8 | 13-10 | 33-18 | Abdul-Jabbar 35 | Havlicek 26 | 10,938 | |
| | 4/30/74 | Boston | W | 105-96* | 21-8 | 13-10 | 34-18 | Abdul-Jabbar 36 | White 25 | 10,938 | |
| | 5/3/74 | @ Boston | L | 83-95 | 21-8 | 13-11 | 34-19 | Abdul-Jabbar 26 | Cowens 31 | 15,320 | |
| | 5/5/74 | @ Boston | W | 97-89 | 21-8 | 14-11 | 35-19 | Abdul-Jabbar 34 | Havlicek 33 | 15,320 | |
| | 5/7/74 | Boston | L | 87-96 | 21-9 | 14-11 | 35-20 | Abdul-Jabbar 37 | Cowens/Havlicek 28 | 10,938 | |
| | 5/10/74 | @ Boston | W | 102-101**21-9 | 15-11 | 15-11 | 36-20 | Abdul-Jabbar 34 | Havlicek 36 | 15,320 | |
| | 5/12/74 | Boston | L | 87-102 | 21-10 | 15-11 | 36-21 | Abdul-Jabbar 26 | Cowens 28 | 10,938 | |
| 1976 | 1976 WESTERN CONFERENCE FIRST ROUND - DETROIT 2, BUCKS 1 | | | | | | | | | | 2011-12 SEASON |
| | Date | Opponent | W/L | Score | H | R | I | High Scorer | Opp. High Scorer | Atten. | |
| | 4/13/76 | Detroit | W | 110-107 | 22-10 | 15-11 | 37-21 | Brokaw 36 | Lanier 25 | 8,912 | |
| | 4/15/76 | @ Detroit | L | 123-126 | 22-10 | 15-12 | 37-22 | Winters/Dandridge 31 | Lanier 35 | 8,330 | |
| 1978 | 1978 WESTERN CONFERENCE FIRST ROUND - BUCKS 2, PHOENIX 0 | | | | | | | | | | STATS & RECORDS |
| | Date | Opponent | W/L | Score | H | R | I | High Scorer | Opp. High Scorer | Atten. | |
| | 4/11/78 | @ Phoenix | W | 111-103 | 22-11 | 16-12 | 38-23 | Winters 31 | Davis 31 | 12,161 | |
| | 4/14/78 | Phoenix | W | 94-90 | 23-11 | 16-12 | 39-23 | Johnson 33 | Westphal 32 | 10,938 | |
| 1978 | 1978 WESTERN CONFERENCE SEMIFINALS - DENVER 4, BUCKS 3 | | | | | | | | | | HISTORY |
| | Date | Opponent | W/L | Score | H | R | I | High Scorer | Opp. High Scorer | Atten. | |
| | 4/18/78 | @ Denver | L | 103-119 | 23-11 | 16-13 | 39-24 | English 26 | Thompson 27 | 17,297 | |
| | 4/21/78 | @ Denver | L | 111-127 | 23-11 | 16-14 | 39-25 | Johnson 22 | Issel 22 | 17,838 | |
| | 4/23/78 | Denver | W | 143-112 | 24-11 | 16-14 | 40-25 | Johnson 35 | Three players 18 | 10,938 | |
| | 4/25/78 | Denver | L | 104-118 | 24-12 | 16-14 | 40-26 | Johnson/Winters 14 | Thompson 34 | 10,398 | |
| | 4/28/78 | @ Denver | W | 117-112 | 24-12 | 17-14 | 41-26 | Johnson 34 | Jones 25 | 17,838 | |
| | 4/30/78 | Denver | W | 119-91 | 25-12 | 17-14 | 42-26 | English 21 | Thompson 28 | 10,938 | |
| 1980 | 1980 WESTERN CONFERENCE SEMIFINALS - SEATTLE 4, BUCKS 3 | | | | | | | | | | NBA |
| | Date | Opponent | W/L | Score | H | R | I | High Scorer | Opp. High Scorer | Atten. | |
| | 4/8/80 | @ Seattle | L | 113-114* | 25-12 | 17-16 | 42-28 | Lanier 27 | Williams 30 | 13,648 | |
| | 4/9/80 | @ Seattle | W | 114-112* | 25-12 | 18-16 | 43-28 | Winters 28 | Shelton 25 | 14,050 | |
| | 4/11/80 | Seattle | W | 95-91 | 26-12 | 18-16 | 44-28 | Lanier 24 | Sikma 20 | 10,938 | |
| | 4/13/80 | Seattle | L | 107-112 | 26-13 | 18-16 | 44-29 | Johnson 31 | Williams 32 | 10,938 | |
| | 4/15/80 | @ Seattle | W | 108-97 | 26-13 | 19-16 | 45-29 | Lanier 22 | Williams 22 | 40,172 | |
| | 4/18/80 | Seattle | L | 85-86 | 26-14 | 19-16 | 45-30 | Johnson 22 | D. Johnson 18 | 10,938 | |
| 1981 | 1981 EASTERN CONFERENCE SEMIFINALS - PHILADELPHIA 4, BUCKS 3 | | | | | | | | | | OPPONENTS MEDIA |
| | Date | Opponent | W/L | Score | H | R | I | High Scorer | Opp. High Scorer | Atten. | |
| | 4/5/81 | @ Philadelphia | L | 122-125 | 26-14 | 19-18 | 45-32 | Bridgeman 32 | Erving 38 | 9,727 | |
| | 4/7/81 | @ Philadelphia | W | 109-99 | 26-14 | 20-18 | 46-32 | Ma. Johnson 22 | B. Jones 22 | 15,259 | |
| | 4/10/81 | Philadelphia | L | 103-108 | 26-15 | 20-18 | 46-33 | Ma. Johnson 29 | Erving/Dawkins 23 | 11,052 | |
| | 4/12/81 | Philadelphia | W | 109-98 | 27-15 | 20-18 | 47-33 | Ma. Johnson 35 | Erving 22 | 11,052 | |
| | 4/15/81 | @ Philadelphia | L | 99-116 | 27-15 | 20-19 | 47-34 | Mi. Johnson/Moncrief 20 | Cheeks/Hollins 20 | 15,384 | |
| | 4/17/81 | Philadelphia | W | 109-86 | 28-15 | 20-19 | 48-34 | Mi. Johnson 22 | Erving 25 | 11,052 | |
| 1981 | | | | | | | | | | | MEDIA |
| | 4/19/81 | @ Philadelphia | L | 98-99 | 28-15 | 20-20 | 48-35 | Ma. Johnson 36 | Erving 28 | 6,704 | |

1982 EASTERN CONFERENCE SEMIFINALS - PHILADELPHIA 4, BUCKS 2

| Date | Opponent | W/L | Score | H | R | I | High Scorer | Opp. High Scorer | Atten. |
|---------|----------------|-----|---------|-------|-------|-------|----------------|------------------|--------|
| 4/25/82 | @ Philadelphia | L | 122-125 | 28-15 | 20-21 | 48-36 | Ma. Johnson 27 | Erving 34 | 10,086 |
| 4/28/82 | @ Philadelphia | L | 108-120 | 28-15 | 20-22 | 48-37 | Winters 21 | Toney 31 | 14,716 |
| 5/1/82 | Philadelphia | W | 92-91 | 29-15 | 20-22 | 49-37 | Mi. Johnson 21 | Cheeks 19 | 11,052 |
| 5/2/82 | Philadelphia | L | 93-100 | 29-16 | 20-22 | 49-38 | Ma. Johnson 23 | Erving 21 | 11,052 |
| 5/5/82 | @ Philadelphia | W | 110-98 | 29-16 | 21-22 | 50-38 | Lanier 27 | Erving 28 | 16,668 |
| 5/7/82 | Philadelphia | L | 90-102 | 29-17 | 21-22 | 50-39 | Mi. Johnson 23 | Cheeks 26 | 11,052 |

1983 EASTERN CONFERENCE SEMIFINALS - BUCKS 4, BOSTON 0

| Date | Opponent | W/L | Score | H | R | I | High Scorer | Opp. High Scorer | Atten. |
|---------|----------|-----|--------|-------|-------|-------|----------------|------------------|--------|
| 4/27/83 | @ Boston | W | 116-95 | 29-17 | 22-22 | 51-39 | Moncrief 22 | Archibald 23 | 15,320 |
| 4/29/83 | @ Boston | W | 95-91 | 29-17 | 23-22 | 52-39 | Moncrief 20 | Ainge 25 | 15,320 |
| 5/1/83 | Boston | W | 107-99 | 30-17 | 23-22 | 53-39 | Moncrief 26 | Bird 21 | 11,052 |
| 5/2/83 | Boston | W | 107-93 | 31-17 | 23-22 | 54-39 | Ma. Johnson 33 | Bird 18 | 11,052 |

1983 EASTERN CONFERENCE FINALS - PHILADELPHIA 4, BUCKS 1

| Date | Opponent | W/L | Score | H | R | I | High Scorer | Opp. High Scorer | Atten. |
|---------|----------------|-----|----------|-------|-------|-------|----------------|------------------|--------|
| 5/8/83 | @ Philadelphia | L | 109-111* | 31-17 | 23-23 | 54-40 | Ma. Johnson 30 | Cheeks 26 | 18,482 |
| 5/11/83 | @ Philadelphia | L | 81-87 | 31-17 | 23-24 | 54-41 | Ma. Johnson 25 | Malone 26 | 18,482 |
| 5/14/83 | Philadelphia | L | 96-104 | 31-18 | 23-24 | 54-42 | Bridgeman 24 | Erving 26 | 11,052 |
| 5/15/83 | Philadelphia | W | 100-94 | 32-18 | 23-24 | 55-42 | Ma. Johnson 19 | Toney 24 | 11,052 |
| 5/18/83 | @ Philadelphia | L | 103-115 | 32-18 | 23-25 | 55-43 | Ma. Johnson 21 | Toney 30 | 18,482 |

1984 EASTERN CONFERENCE FIRST ROUND - BUCKS 3, ATLANTA 2

| Date | Opponent | W/L | Score | H | R | I | High Scorer | Opp. High Scorer | Atten. |
|---------|-----------|-----|--------|-------|-------|-------|--------------|-----------------------|--------|
| 4/17/84 | Atlanta | W | 105-89 | 33-18 | 23-25 | 56-43 | Moncrief 19 | Roundfield/Wilkins 21 | 10,107 |
| 4/19/84 | Atlanta | W | 101-87 | 34-18 | 23-25 | 57-43 | Johnson 27 | Wilkins 22 | 11,052 |
| 4/21/84 | @ Atlanta | L | 94-103 | 34-18 | 23-26 | 57-44 | Johnson 28 | Roundfield 25 | 5,395 |
| 4/24/84 | @ Atlanta | L | 97-100 | 34-18 | 23-27 | 57-45 | Bridgeman 20 | Rivers/Wilkins 19 | 6,435 |
| 4/26/84 | Atlanta | W | 118-89 | 35-18 | 23-27 | 58-45 | Moncrief 20 | Rivers 21 | 11,052 |

1984 EASTERN CONFERENCE SEMIFINALS - BUCKS 4, NEW JERSEY 2

| Date | Opponent | W/L | Score | H | R | I | High Scorer | Opp. High Scorer | Atten. |
|---------|--------------|-----|---------|-------|-------|-------|-------------|------------------|--------|
| 4/29/84 | New Jersey | L | 100-106 | 35-19 | 23-27 | 58-46 | Johnson 23 | Dawkins 32 | 11,052 |
| 5/1/84 | New Jersey | W | 98-94 | 36-19 | 23-27 | 59-46 | Moncrief 28 | Williams 21 | 11,052 |
| 5/3/84 | @ New Jersey | W | 100-93 | 36-19 | 24-27 | 60-46 | Moncrief 27 | Dawkins 31 | 15,868 |
| 5/5/84 | @ New Jersey | L | 99-106 | 36-19 | 24-28 | 60-47 | Moncrief 26 | Richardson 24 | 14,623 |
| 5/8/84 | New Jersey | W | 94-82 | 37-19 | 24-28 | 61-47 | Johnson 22 | Dawkins 20 | 11,052 |
| 5/10/84 | @ New Jersey | W | 98-97 | 37-19 | 25-28 | 62-47 | Johnson 25 | Dawkins 29 | 15,293 |

1984 EASTERN CONFERENCE FINALS - BOSTON 4, BUCKS 1

| Date | Opponent | W/L | Score | H | R | I | High Scorer | Opp. High Scorer | Atten. |
|---------|----------|-----|---------|-------|-------|-------|-------------|------------------|--------|
| 5/15/84 | @ Boston | L | 96-119 | 37-19 | 25-29 | 62-48 | Johnson 18 | Bird 24 | 14,890 |
| 5/17/84 | @ Boston | L | 110-125 | 37-19 | 25-30 | 62-49 | Johnson 29 | Bird 32 | 14,890 |
| 5/19/84 | Boston | L | 100-109 | 37-20 | 25-30 | 62-50 | Moncrief 22 | Bird 28 | 11,052 |
| 5/21/84 | Boston | W | 122-113 | 38-20 | 25-30 | 63-50 | Pressey 22 | Bird 32 | 11,052 |
| 5/23/84 | @ Boston | L | 108-115 | 38-20 | 25-31 | 63-51 | Johnson 24 | Bird 21 | 14,890 |

1985 EASTERN CONFERENCE FIRST ROUND - BUCKS 3, CHICAGO 1

| Date | Opponent | W/L | Score | H | R | I | High Scorer | Opp. High Scorer | Atten. |
|---------|-----------|-----|---------|-------|-------|-------|-------------|------------------|--------|
| 4/19/85 | Chicago | W | 109-100 | 39-20 | 25-31 | 64-51 | Moncrief 30 | Dailey 25 | 11,052 |
| 4/21/85 | Chicago | W | 122-115 | 40-20 | 25-31 | 65-51 | Cummings 30 | Jordan 30 | 11,052 |
| 4/24/85 | @ Chicago | L | 107-109 | 40-20 | 25-32 | 65-52 | Cummings 37 | Jordan 35 | 17,225 |
| 4/26/85 | @ Chicago | W | 105-97 | 40-20 | 26-32 | 66-52 | Cummings 29 | Jordan 29 | 17,787 |

1985 EASTERN CONFERENCE SEMIFINALS - PHILADELPHIA 4, BUCKS 0

| Date | Opponent | W/L | Score | H | R | I | High Scorer | Opp. High Scorer | Atten. |
|---------|----------------|-----|---------|-------|-------|-------|---------------------|------------------|--------|
| 4/28/85 | Philadelphia | L | 105-127 | 40-21 | 26-32 | 66-53 | Cummings 17 | Malone 27 | 11,052 |
| 4/30/85 | Philadelphia | L | 108-112 | 40-22 | 26-32 | 66-54 | Cummings 41 | Malone 25 | 11,052 |
| 5/3/85 | @ Philadelphia | L | 104-109 | 40-22 | 26-33 | 66-55 | Cummings 21 | Toney 20 | 14,188 |
| 5/5/85 | @ Philadelphia | L | 112-121 | 40-22 | 26-34 | 66-56 | Pressey/Moncrief 25 | Malone 31 | 15,264 |

1986

1986 EASTERN CONFERENCE FIRST ROUND - BUCKS 3, NEW JERSEY 0

| Date | Opponent | W/L | Score | H | R | I | High Scorer | Opp. High Scorer | Atten. |
|---------|--------------|-----|---------|-------|-------|-------|-------------|------------------|--------|
| 4/18/86 | New Jersey | W | 119-107 | 41-22 | 26-34 | 67-56 | Hodges 25 | Williams 27 | 11,052 |
| 4/20/86 | New Jersey | W | 111-97 | 42-22 | 26-34 | 68-56 | Cummings 28 | Gminski 28 | 11,052 |
| 4/22/86 | @ New Jersey | W | 118-113 | 42-22 | 27-34 | 69-56 | Cummings 23 | Birdsong 28 | 7,784 |

1986 EASTERN CONFERENCE SEMIFINALS - BUCKS 4, PHILADELPHIA 3

| Date | Opponent | W/L | Score | H | R | I | High Scorer | Opp. High Scorer | Atten. |
|---------|----------------|-----|---------|-------|-------|-------|---------------------|---------------------|--------|
| 4/29/86 | Philadelphia | L | 112-118 | 42-23 | 27-34 | 69-57 | Cummings 23 | Barkley 31 | 11,052 |
| 5/1/86 | Philadelphia | W | 119-107 | 43-23 | 27-34 | 70-57 | Cummings 30 | Barkley 26 | 11,052 |
| 5/3/86 | @ Philadelphia | L | 103-107 | 43-23 | 27-35 | 70-58 | Cummings 27 | Barkley 29 | 14,611 |
| 5/5/86 | @ Philadelphia | W | 109-104 | 43-23 | 28-35 | 71-58 | Cummings 19 | Barkley 37 | 17,941 |
| 5/7/86 | Philadelphia | W | 113-108 | 44-23 | 28-35 | 72-58 | Cummings/Pressey 23 | Barkley 23 | 11,052 |
| 5/9/86 | @ Philadelphia | L | 108-126 | 44-23 | 28-36 | 72-59 | Hodges 22 | Barkley/B. Jones 23 | 15,287 |
| 5/11/86 | Philadelphia | W | 113-112 | 45-23 | 28-36 | 73-59 | Cummings 27 | Threatt 28 | 11,052 |

1986 EASTERN CONFERENCE FINALS - BOSTON 4, BUCKS 0

| Date | Opponent | W/L | Score | H | R | I | High Scorer | Opp. High Scorer | Atten. |
|---------|----------|-----|---------|-------|-------|-------|-------------|------------------|--------|
| 5/13/86 | @ Boston | L | 96-128 | 45-23 | 28-37 | 73-60 | Fields 18 | Bird 26 | 14,890 |
| 5/15/86 | @ Boston | L | 111-122 | 45-23 | 28-38 | 73-61 | Cummings 23 | Bird 26 | 14,890 |
| 5/17/86 | Boston | L | 107-111 | 45-24 | 28-38 | 73-62 | Cummings 27 | McHale 29 | 11,052 |
| 5/18/86 | Boston | L | 98-111 | 45-25 | 28-38 | 73-63 | Moncrief 27 | Bird 30 | 11,052 |

1987

1987 EASTERN CONFERENCE FIRST ROUND - BUCKS 3, PHILADELPHIA 2

| Date | Opponent | W/L | Score | H | R | I | High Scorer | Opp. High Scorer | Atten. |
|---------|----------------|-----|----------|-------|-------|-------|-------------|------------------|--------|
| 4/24/87 | Philadelphia | W | 107-104 | 46-25 | 28-38 | 74-63 | Cummings 21 | Barkley 21 | 11,052 |
| 4/26/87 | Philadelphia | L | 122-125* | 46-26 | 28-38 | 74-64 | Pierce 24 | Hinson 28 | 11,052 |
| 4/29/87 | @ Philadelphia | W | 121-120 | 46-26 | 29-38 | 75-64 | Cummings 26 | Barkley 39 | 14,361 |
| 5/1/87 | @ Philadelphia | L | 118-124 | 46-26 | 29-39 | 75-65 | Cummings 29 | Barkley 25 | 15,564 |
| 5/3/87 | Philadelphia | W | 102-89 | 47-26 | 29-39 | 76-65 | Sikma 18 | Erving 24 | 11,052 |

1987 EASTERN CONFERENCE SEMIFINALS - BOSTON 4, BUCKS 3

| Date | Opponent | W/L | Score | H | R | I | High Scorer | Opp. High Scorer | Atten. |
|---------|----------|-----|-----------|-------|-------|-------|-------------|------------------|--------|
| 5/5/87 | @ Boston | L | 98-111 | 47-26 | 29-40 | 76-66 | Cummings 28 | Bird 40 | 14,890 |
| 5/6/87 | @ Boston | L | 124-126 | 47-26 | 29-41 | 76-67 | Cummings 28 | Bird/Ainge 30 | 14,890 |
| 5/8/87 | Boston | W | 126-121* | 48-26 | 29-41 | 77-67 | Lucas 30 | Johnson 32 | 11,052 |
| 5/10/87 | Boston | L | 137-138** | 48-27 | 29-41 | 77-68 | Cummings 31 | Bird 42 | 11,052 |
| 5/13/87 | @ Boston | W | 129-124 | 48-27 | 30-41 | 78-68 | Moncrief 33 | Parish 30 | 14,890 |
| 5/15/87 | Boston | W | 121-111 | 49-27 | 30-41 | 79-68 | Moncrief 34 | Johnson 25 | 11,052 |
| 5/17/87 | @ Boston | L | 113-119 | 49-27 | 30-42 | 79-69 | Pressey 28 | Bird 31 | 14,890 |

1988

1988 EASTERN CONFERENCE FIRST ROUND - ATLANTA 3, BUCKS 2

| Date | Opponent | W/L | Score | H | R | I | High Scorer | Opp. High Scorer | Atten. |
|---------|-----------|-----|---------|-------|-------|-------|-------------|------------------|--------|
| 4/29/88 | @ Atlanta | L | 107-110 | 49-27 | 30-43 | 79-70 | Cummings 24 | Wilkins 26 | 11,517 |
| 5/1/88 | @ Atlanta | L | 97-104 | 49-27 | 30-44 | 79-71 | Moncrief 22 | Wilkins 43 | 11,777 |
| 4/4/88 | Atlanta | W | 123-115 | 50-27 | 30-44 | 80-71 | Cummings 30 | Wilkins 22 | 11,052 |
| 5/6/88 | Atlanta | W | 105-99 | 51-27 | 30-44 | 81-71 | Cummings 30 | Wilkins 31 | 11,052 |
| 5/8/88 | @ Atlanta | L | 111-121 | 51-27 | 30-45 | 81-72 | Cummings 28 | Wilkins 33 | 12,190 |

1989

1989 EASTERN CONFERENCE FIRST ROUND - BUCKS 3, ATLANTA 2

| Date | Opponent | W/L | Score | H | R | I | High Scorer | Opp. High Scorer | Atten. |
|---------|-----------|-----|----------|-------|-------|-------|--------------|-------------------|--------|
| 4/27/89 | @ Atlanta | L | 92-100 | 51-27 | 30-46 | 81-73 | Humphries 20 | Wilkins 28 | 14,451 |
| 4/29/89 | @ Atlanta | W | 108-98 | 51-27 | 31-46 | 82-73 | Cummings 22 | Wilkins 32 | 15,742 |
| 5/2/89 | Atlanta | W | 117-113* | 52-27 | 31-46 | 83-73 | Pierce 35 | Wilkins 30 | 18,469 |
| 5/5/89 | Atlanta | L | 106-113* | 52-28 | 31-46 | 83-74 | Sikma 24 | Wilkins/Malone 24 | 18,633 |
| 5/7/89 | @ Atlanta | W | 96-92 | 52-28 | 32-46 | 84-74 | Pierce 25 | Malone 25 | 16,220 |

1989 EASTERN CONFERENCE SEMIFINALS - DETROIT 4, BUCKS 0

| Date | Opponent | W/L | Score | H | R | I | High Scorer | Opp. High Scorer | Atten. |
|---------|-----------|-----|--------|-------|-------|-------|------------------------|------------------|--------|
| 5/10/89 | @ Detroit | L | 80-85 | 52-28 | 32-47 | 84-75 | Pierce 25 | Laimbeer 19 | 21,454 |
| 5/12/89 | @ Detroit | L | 92-112 | 52-28 | 32-48 | 84-76 | Pierce/Krystowskiak 22 | Salley 23 | 21,454 |
| 5/14/89 | Detroit | L | 90-110 | 52-29 | 32-48 | 84-77 | Pierce 22 | Thomas 26 | 18,633 |
| 5/15/89 | Detroit | L | 94-96 | 52-30 | 32-48 | 84-78 | Roberts 33 | Dumars 22 | 18,633 |

1990

1990 - EASTERN CONFERENCE FIRST ROUND - CHICAGO 3, BUCKS 1

| Date | Opponent | W/L | Score | H | R | I | High Scorer | Opp. High Scorer | Atten. |
|---------|-----------|-----|---------|-------|-------|-------|--------------|------------------|--------|
| 5/27/90 | @ Chicago | L | 97-111 | 52-30 | 32-49 | 84-79 | Pierce 28 | Jordan 38 | 18,676 |
| 4/29/90 | @ Chicago | L | 102-109 | 52-30 | 32-50 | 84-80 | Pressey 25 | Jordan 36 | 18,676 |
| 5/1/90 | Chicago | W | 119-112 | 53-30 | 32-50 | 85-80 | Robertson 38 | Jordan 48 | 18,575 |
| 5/3/90 | Chicago | L | 86-110 | 53-31 | 32-50 | 85-81 | Robertson 20 | Jordan 25 | 18,633 |

GENERAL
OFFICEFRONT
OFFICE

PLAYERS

2011-12
SEASONSTATS &
RECORDS

HISTORY

NBA

OPPONENTS

MEDIA

ALL-TIME PLAYOFF RESULTS

1991 - EASTERN CONFERENCE FIRST ROUND - PHILADELPHIA 3, BUCKS 0

| Date | Opponent | W/L | Score | H | R | I | High Scorer | Opp. High Scorer | Atten. |
|---------|----------------|-----|----------|-------|-------|-------|---------------|------------------|--------|
| 4/25/91 | Philadelphia | L | 90-99 | 53-32 | 32-50 | 85-82 | Brickowski 22 | Hawkins 25 | 13,587 |
| 4/27/91 | Philadelphia | L | 112-116* | 53-33 | 32-50 | 85-83 | Robertson 31 | Anderson 24 | 15,623 |
| 4/30/91 | @ Philadelphia | L | 100-121 | 53-33 | 32-51 | 85-84 | Robertson 26 | Barkley 30 | 16,239 |

1999 EASTERN CONFERENCE FIRST ROUND - INDIANA 3, BUCKS 0

| Date | Opponent | W/L | Score | H | R | I | High Scorer | Opp. High Scorer | Atten. |
|---------|-----------|-----|----------|-------|-------|-------|-------------|------------------|--------|
| 5/9/99 | @ Indiana | L | 88-110 | 53-33 | 32-52 | 85-85 | Allen 22 | Rose 24 | 16,560 |
| 5/11/99 | @ Indiana | L | 107-108* | 53-33 | 32-53 | 85-86 | Allen 25 | Miller 30 | 16,608 |
| 5/13/99 | Indiana | L | 91-99 | 53-34 | 32-53 | 85-87 | Robinson 23 | Miller 33 | 18,717 |

2000 EASTERN CONFERENCE FIRST ROUND - INDIANA 3, BUCKS 2

| Date | Opponent | W/L | Score | H | R | I | High Scorer | Opp. High Scorer | Atten. |
|---------|-----------|-----|--------|-------|-------|-------|-------------------|------------------|--------|
| 4/23/00 | @ Indiana | L | 88-91 | 53-34 | 32-54 | 85-88 | Allen 26 | Rose 26 | 18,345 |
| 4/27/00 | @ Indiana | W | 104-91 | 53-34 | 33-54 | 86-88 | Allen/Cassell 20 | Croschere 16 | 18,345 |
| 4/29/00 | Indiana | L | 96-109 | 53-35 | 33-54 | 86-89 | Allen/Robinson 26 | Miller 34 | 18,717 |
| 5/1/00 | Indiana | W | 100-87 | 54-35 | 33-54 | 87-89 | Allen/Williams 20 | Rose 17 | 18,072 |
| 5/4/00 | @ Indiana | L | 95-96 | 54-35 | 33-55 | 87-90 | Cassell 22 | Miller 41 | 18,345 |

2001 EASTERN CONFERENCE FIRST ROUND - BUCKS 3, ORLANDO 1

| Date | Opponent | W/L | Score | H | R | I | High Scorer | Opp. High Scorer | Atten. |
|---------|-----------|-----|----------|-------|-------|-------|-------------|------------------|--------|
| 4/22/01 | Orlando | W | 103-90 | 55-35 | 33-55 | 88-90 | Williams 19 | McGrady 33 | 18,717 |
| 4/25/01 | Orlando | W | 103-96 | 56-35 | 33-55 | 89-90 | Allen 27 | McGrady 35 | 18,717 |
| 4/28/01 | @ Orlando | L | 116-121* | 56-35 | 33-56 | 89-91 | Allen 27 | McGrady 42 | 17,248 |
| 5/01/01 | @ Orlando | W | 112-104 | 56-35 | 34-56 | 90-91 | Allen 26 | McGrady 25 | 17,248 |

2001 EASTERN CONFERENCE SEMIFINALS - BUCKS 4, CHARLOTTE 3

| Date | Opponent | W/L | Score | H | R | I | High Scorer | Opp. High Scorer | Atten. |
|---------|-------------|-----|--------|-------|-------|-------|-------------|------------------|--------|
| 5/06/01 | Charlotte | W | 104-92 | 57-35 | 34-56 | 91-91 | Allen 26 | Mashburn 23 | 18,717 |
| 5/08/01 | Charlotte | W | 91-90 | 58-35 | 34-56 | 92-91 | Allen 28 | Wesley 20 | 18,717 |
| 5/10/01 | @ Charlotte | L | 92-102 | 58-35 | 34-57 | 92-92 | Robinson 23 | Mashburn 36 | 17,392 |
| 5/13/01 | @ Charlotte | L | 78-85 | 58-35 | 34-58 | 92-93 | Allen 19 | Mashburn 31 | 18,756 |
| 5/15/01 | Charlotte | L | 86-94 | 58-36 | 34-58 | 92-94 | Robinson 22 | Mashburn 24 | 18,717 |
| 5/17/01 | @ Charlotte | W | 104-97 | 58-36 | 35-58 | 93-94 | Cassell 33 | Wesley 27 | 23,509 |
| 5/20/01 | Charlotte | W | 104-95 | 59-36 | 35-58 | 94-94 | Robinson 29 | Davis 29 | 18,717 |

2001 EASTERN CONFERENCE FINALS - PHILADELPHIA 4, BUCKS 3

| Date | Opponent | W/L | Score | H | R | I | High Scorer | Opp. High Scorer | Atten. |
|---------|----------------|-----|---------|-------|-------|-------|-------------|------------------|--------|
| 5/22/01 | @ Philadelphia | L | 85-93 | 59-36 | 35-59 | 94-95 | Allen 31 | Iverson 34 | 20,877 |
| 5/24/01 | @ Philadelphia | W | 92-78 | 59-36 | 36-59 | 95-95 | Allen 38 | McKie 21 | 20,998 |
| 5/26/01 | Philadelphia | W | 80-74 | 60-36 | 36-59 | 96-95 | Cassell 24 | McKie 22 | 18,717 |
| 5/28/01 | Philadelphia | L | 83-89 | 60-37 | 36-59 | 96-96 | Robinson 20 | Iverson 28 | 18,717 |
| 5/30/01 | @ Philadelphia | L | 88-89 | 60-37 | 36-60 | 96-97 | Robinson 22 | Mutombo 21 | 21,087 |
| 6/01/01 | Philadelphia | W | 110-100 | 61-37 | 36-60 | 97-97 | Allen 41 | Iverson 46 | 18,717 |
| 6/03/01 | @ Philadelphia | L | 91-108 | 61-37 | 36-61 | 97-98 | Allen 26 | Iverson 44 | 21,046 |

2003 EASTERN CONFERENCE FIRST ROUND - NEW JERSEY 4, BUCKS 2

| Date | Opponent | W/L | Score | H | R | I | High Scorer | Opp. High Scorer | Atten. |
|---------|--------------|-----|----------|-------|-------|--------|-------------|------------------|--------|
| 4/19/03 | @ New Jersey | L | 96-109 | 61-37 | 36-62 | 97-99 | Thomas 25 | Martin 21 | 16,102 |
| 4/22/03 | @ New Jersey | W | 88-85 | 61-37 | 37-62 | 98-99 | Payton 22 | Martin 22 | 17,633 |
| 4/24/03 | New Jersey | L | 101-103 | 61-38 | 37-62 | 98-100 | Cassell 24 | Kidd 26 | 17,539 |
| 4/26/03 | New Jersey | W | 119-114* | 62-38 | 37-62 | 99-100 | Kukoc 23 | Martin 30 | 18,391 |
| 4/29/03 | @ New Jersey | L | 82-89 | 62-38 | 37-63 | 99-101 | Kukoc 18 | Kidd 19 | 16,601 |
| 5/01/03 | New Jersey | L | 101-113 | 62-39 | 37-63 | 99-102 | Payton 24 | Martin 29 | 18,717 |

2004 EASTERN CONFERENCE FIRST ROUND - DETROIT 4, BUCKS 1

| Date | Opponent | W/L | Score | H | R | I | High Scorer | Opp. High Scorer | Atten. |
|---------|-----------|-----|--------|-------|-------|---------|----------------|------------------|--------|
| 4/18/04 | @ Detroit | L | 82-108 | 62-39 | 37-64 | 99-103 | Mason 16 | Hamilton 21 | 22,076 |
| 4/21/04 | @ Detroit | W | 92-88 | 62-39 | 38-64 | 100-103 | Redd 26 | Billups 20 | 22,076 |
| 4/24/04 | Detroit | L | 85-95 | 62-40 | 38-64 | 100-104 | Mason/Redd 19 | Billups 21 | 18,717 |
| 4/26/04 | Detroit | L | 92-109 | 62-41 | 38-64 | 100-105 | Smith/Jones 17 | Hamilton 27 | 17,316 |
| 4/29/04 | @ Detroit | L | 77-91 | 62-41 | 38-65 | 100-106 | Redd 22 | Prince 24 | 22,076 |

ALL-TIME PLAYOFF RESULTS/BREAKDOWN

| 2006 | 2006 EASTERN CONFERENCE FIRST ROUND - DETROIT 4, BUCKS 1 | | | | | | | | | | GENERAL INFO |
|------|--|-----------|-----|---------|-------|-------|---------|-------------|------------------|--------|--------------|
| | Date | Opponent | W/L | Score | H | R | I | High Scorer | Opp. High Scorer | Atten. | |
| | 4/23/06 | @ Detroit | L | 74-92 | 62-41 | 38-66 | 100-107 | Bell 13 | R. Wallace 22 | 22,076 | |
| | 4/26/06 | @ Detroit | L | 98-109 | 62-41 | 38-67 | 100-108 | Redd 29 | Prince 22 | 22,076 | |
| | 4/29/06 | Detroit | W | 124-104 | 63-41 | 38-67 | 101-108 | Redd 40 | Billups 26 | 18,717 | |
| | 5/01/06 | Detroit | L | 99-109 | 63-42 | 38-67 | 101-109 | Redd 33 | Billups 34 | 16,296 | |
| | 5/03/06 | @ Detroit | L | 93-122 | 63-42 | 38-68 | 101-110 | Redd 23 | Hamilton 40 | 22,076 | |

| 2010 | 2010 EASTERN CONFERENCE FIRST ROUND - ATLANTA 4, BUCKS 3 | | | | | | | | | | FRONT OFFICE |
|------|--|-----------|-----|---------|-------|-------|---------|-------------|------------------|--------|--------------|
| | Date | Opponent | W/L | Score | H | R | I | High Scorer | Opp. High Scorer | Atten. | |
| | 4/17/10 | @ Atlanta | L | 92-102 | 63-42 | 38-69 | 101-111 | Jennings 34 | Johnson 22 | 18,729 | |
| | 4/20/10 | @ Atlanta | L | 86-96 | 63-42 | 38-70 | 101-112 | Salmons 21 | Johnson 27 | 18,938 | |
| | 4/24/10 | Atlanta | W | 107-89 | 64-42 | 38-70 | 102-112 | Salmons 22 | Johnson 25 | 18,717 | |
| | 4/26/10 | Atlanta | W | 111-104 | 65-42 | 38-70 | 103-112 | Jennings 23 | Johnson 29 | 18,717 | |
| | 4/28/10 | @ Atlanta | W | 91-87 | 65-42 | 39-70 | 104-112 | Jennings 25 | Horford 25 | 19,304 | |
| | 4/30/10 | Atlanta | L | 69-83 | 65-43 | 39-70 | 104-113 | Delfino 20 | Crawford 24 | 18,717 | PLAYERS |
| | 5/2/10 | @ Atlanta | L | 74-95 | 65-43 | 39-71 | 104-114 | Jennings 15 | Crawford 22 | 19,241 | |

RECORD BY SERIES

| Playoff Round | Series | Overall | Home | Road | Neutral |
|--------------------------------|--------------|----------------|--------------|--------------|------------|
| Eastern Conference First Round | 6-9 | 30-39 | 20-13 | 10-26 | - |
| Eastern Conference Semifinals | 5-5 | 28-29 | 15-11 | 11-17 | 2-1 |
| Eastern Conference Finals | 0-5 | 6-20 | 5-6 | 1-14 | - |
| Western Conference Miniserries | 1-1 | 3-2 | 2-1 | 1-1 | - |
| Western Conference Semifinals | 3-3 | 20-15 | 9-5 | 8-9 | 3-1 |
| Western Conference Finals | 2-1 | 10-5 | 6-2 | 4-3 | - |
| NBA Finals | 1-1 | 7-4 | 3-3 | 4-1 | - |
| TOTAL | 18-25 | 104-114 | 60-41 | 39-71 | 5-2 |

TEAM-BY-TEAM

| Team | Series | Overall | Home | Road | Neutral |
|------------------------|--------------|----------------|--------------|--------------|------------|
| Atlanta | 2-2 | 11-11 | 8-2 | 3-9 | - |
| Baltimore (Washington) | 1-0 | 4-0 | 2-0 | 2-0 | - |
| Boston | 1-4 | 11-16 | 6-7 | 5-9 | - |
| Charlotte | 1-0 | 4-3 | 3-1 | 1-2 | - |
| Chicago | 2-1 | 8-4 | 5-1 | 3-3 | - |
| Denver | 0-1 | 3-4 | 2-1 | 1-3 | - |
| Detroit | 0-4 | 3-14 | 2-6 | 1-8 | - |
| Golden State | 2-1 | 10-6 | 3-2 | 4-3 | 3-1 |
| Indiana | 0-2 | 2-6 | 1-2 | 1-4 | - |
| Los Angeles Lakers | 2-1 | 10-6 | 7-2 | 3-4 | - |
| New Jersey | 2-1 | 9-6 | 5-3 | 4-3 | - |
| New York | 0-1 | 1-4 | 1-1 | 0-3 | - |
| Orlando | 1-0 | 3-1 | 2-0 | 1-1 | - |
| Philadelphia | 3-6 | 20-29 | 11-11 | 7-17 | 2-1 |
| Phoenix | 1-0 | 2-0 | 1-0 | 1-0 | - |
| Seattle | 0-1 | 3-4 | 1-2 | 2-2 | - |
| TOTAL | 18-25 | 104-114 | 60-41 | 39-71 | 5-2 |

YEAR-BY-YEAR PLAYOFF RESULTS

| Year | Record | (OT) | Home | (OT) | Road | (OT) | Neutral | (OT) |
|--------------|----------------|-------|--------------|-------|--------------|-------|------------|------|
| 1969-70 | 5-5 | | 1-1 | | 2-3 | | 2-1 | |
| 1970-71 | 12-2 | | 5-0 | | 4-2 | | 3-0 | |
| 1971-72 | 6-5 | | 3-3 | | 3-2 | | - | |
| 1972-73 | 2-4 | | 1-1 | | 1-2 | | 0-1 | |
| 1973-74 | 11-5 | (2-0) | 6-3 | (1-0) | 5-2 | (1-0) | - | |
| 1975-76 | 1-2 | | 1-1 | | 0-1 | | - | |
| 1977-78 | 5-4 | | 3-1 | | 2-3 | | - | |
| 1979-80 | 3-4 | (1-1) | 1-2 | | 2-2 | (1-1) | - | |
| 1980-81 | 3-4 | | 2-1 | | 1-3 | | - | |
| 1981-82 | 2-4 | | 1-2 | | 1-2 | | - | |
| 1982-83 | 5-4 | (0-1) | 3-1 | | 2-3 | (0-1) | - | |
| 1983-84 | 8-8 | | 6-2 | | 2-6 | | - | |
| 1984-85 | 3-5 | | 2-2 | | 1-3 | | - | |
| 1985-86 | 7-7 | | 5-3 | | 2-4 | | - | |
| 1986-87 | 6-6 | (1-2) | 4-2 | (1-2) | 2-4 | | - | |
| 1987-88 | 2-3 | | 2-0 | | 0-3 | | - | |
| 1988-89 | 3-6 | (1-1) | 1-3 | (1-1) | 2-3 | | - | |
| 1989-90 | 1-3 | | 1-1 | | 0-2 | | - | |
| 1990-91 | 0-3 | (0-1) | 0-2 | (0-1) | 0-1 | | - | |
| 1998-99 | 0-3 | (0-1) | 0-1 | | 0-2 | (0-1) | - | |
| 1999-00 | 2-3 | | 1-1 | | 1-2 | | - | |
| 2000-01 | 10-8 | (0-1) | 7-2 | | 3-6 | (0-1) | - | |
| 2002-03 | 2-4 | (1-0) | 1-2 | (1-0) | 1-2 | | - | |
| 2003-04 | 1-4 | | 0-2 | | 1-2 | | - | |
| 2005-06 | 1-4 | | 1-1 | | 0-3 | | - | |
| 2009-10 | 3-4 | | 2-1 | | 1-3 | | - | |
| TOTAL | 104-114 | | 60-41 | | 39-71 | | 5-2 | |

NOTABLE NUMBERS

| | |
|--|-----------|
| <u>Series record with home court adv.</u> 15-5 (.750) | NBA |
| <u>Series record without home court adv.</u> 3-20 (.130) | |
| <u>Record in Game 7</u> 2-7 (2-1 home; 0-6 road) | |
| <u>Times sweeping a series</u> 5 (three times with home court adv.) | OPPONENTS |
| <u>Times being swept in a series</u> 5 (two times with home court adv.) | |
| <u>Overtime Record</u> 6-8 (4-4 home; 2-4 road) | |

POSTSEASON AWARDS & ALL-STAR APPEARANCES

REGULAR SEASON MVP

| | |
|---------|---------------------|
| 1970-71 | Kareem Abdul-Jabbar |
| 1971-72 | Kareem Abdul-Jabbar |
| 1973-74 | Kareem Abdul-Jabbar |

ALL-STAR GAME

| | |
|---------|---|
| 1968-69 | Jon McGlocklin |
| 1969-70 | Kareem Abdul-Jabbar Flynn Robinson |
| 1970-71 | Kareem Abdul-Jabbar (S) Oscar Robertson |
| 1971-72 | Kareem Abdul-Jabbar (S) Oscar Robertson |
| 1972-73 | Kareem Abdul-Jabbar # Bob Dandridge |
| 1973-74 | Kareem Abdul-Jabbar (S) |
| 1974-75 | Kareem Abdul-Jabbar (S) Bob Dandridge Jim Price |
| 1975-76 | Bob Dandridge (S) Brian Winters (S) Brian Winters |
| 1977-78 | Marques Johnson (S) |
| 1978-79 | Marques Johnson (S) |
| 1979-80 | Marques Johnson |
| 1980-81 | Sidney Moncrief |
| 1981-82 | Bob Lanier |
| 1982-83 | Sidney Moncrief Marques Johnson |
| 1983-84 | Sidney Moncrief (S) |
| 1984-85 | Sidney Moncrief Terry Cummings |
| 1985-86 | Sidney Moncrief (S) |
| 1990-91 | Alvin Robertson Ricky Pierce |
| 1994-95 | Vin Baker |
| 1995-96 | Vin Baker |
| 1996-97 | Vin Baker |
| 1999-00 | Ray Allen Glenn Robinson |
| 2000-01 | Ray Allen Glenn Robinson |
| 2001-02 | Ray Allen |
| 2003-04 | Michael Redd |

Note: (S) starter; # selected but did not play

ROOKIE GAME

| | |
|---------|--|
| 1994-95 | Glenn Robinson (rookie) |
| 1996-97 | Ray Allen (rookie) |
| 2005-06 | Andrew Bogut (rookie) T.J. Ford (sophomore) |
| 2006-07 | Andrew Bogut (sophomore) |
| 2007-08 | Yi Jianlian (rookie) |
| 2009-10 | Brandon Jennings (rookie) |
| 2010-11 | Brandon Jennings (sophomore) |

SLAM DUNK CONTEST

| | |
|---------|--|
| 1986-87 | Paul Pressey (6th) |
| 1996-97 | Ray Allen (T-4th) |
| 2010-11 | Brandon Jennings (did not participate due to injury) |

SKILLS CHALLENGE

| | |
|---------|------------------|
| 2009-10 | Brandon Jennings |
|---------|------------------|

LONG DISTANCE SHOOTOUT

| | |
|---------|--------------------|
| 1985-86 | Craig Hodges (2nd) |
| 1986-87 | Craig Hodges (5th) |
| 1987-88 | Craig Hodges (8th) |
| 1993-94 | Eric Murdock (8th) |
| 1999-00 | Ray Allen (3rd) |
| 2000-01 | Ray Allen (1st) |
| 2001-02 | Ray Allen (5th) |

TOP SIXTH MAN

| | |
|---------|--------------|
| 1986-87 | Ricky Pierce |
| 1989-90 | Ricky Pierce |

FINALS MVP

| | |
|---------|---------------------|
| 1970-71 | Kareem Abdul-Jabbar |
|---------|---------------------|

ROOKIE OF THE YEAR

| | |
|---------|---------------------|
| 1969-70 | Kareem Abdul-Jabbar |
|---------|---------------------|

COACH OF THE YEAR

| | |
|---------|------------|
| 1982-83 | Don Nelson |
| 1984-85 | Don Nelson |

EXECUTIVE OF THE YEAR

| | |
|---------|--------------|
| 2009-10 | John Hammond |
|---------|--------------|

DEFENSIVE PLAYER OF THE YEAR

| | |
|---------|-----------------|
| 1982-83 | Sidney Moncrief |
| 1983-84 | Sidney Moncrief |

ALL-DEFENSIVE TEAM


| | |
|---------|--|
| 1969-70 | Kareem Abdul-Jabbar (2nd) |
| 1970-71 | Kareem Abdul-Jabbar (2nd) |
| 1973-74 | Kareem Abdul-Jabbar |
| 1974-75 | Kareem Abdul-Jabbar |
| 1977-78 | Quinn Buckner (2nd) |
| 1979-80 | Quinn Buckner (2nd) |
| 1980-81 | Quinn Buckner (2nd) |
| 1981-82 | Sidney Moncrief (2nd) Quinn Buckner (2nd) |
| 1982-83 | Sidney Moncrief |
| 1983-84 | Sidney Moncrief |
| 1984-85 | Sidney Moncrief Paul Pressey |
| 1985-86 | Sidney Moncrief Paul Pressey |
| 1986-87 | Paul Pressey (2nd) |
| 1989-90 | Alvin Robertson (2nd) |
| 1990-91 | Alvin Robertson |

ALL-NBA TEAM

| | |
|---------|---|
| 1969-70 | Kareem Abdul-Jabbar (2nd) |
| 1970-71 | Kareem Abdul-Jabbar Oscar Robertson (2nd) |
| 1971-72 | Kareem Abdul-Jabbar |
| 1972-73 | Kareem Abdul-Jabbar |
| 1973-74 | Kareem Abdul-Jabbar |
| 1978-79 | Marques Johnson |
| 1979-80 | Marques Johnson (2nd) |
| 1980-81 | Marques Johnson (2nd) |
| 1981-82 | Sidney Moncrief (2nd) |
| 1982-83 | Sidney Moncrief |
| 1983-84 | Sidney Moncrief (2nd) |
| 1984-85 | Sidney Moncrief (2nd) Terry Cummings (2nd) |
| 1985-86 | Sidney Moncrief (2nd) |
| 1988-89 | Terry Cummings (3rd) |
| 1996-97 | Vin Baker (3rd) |
| 2000-01 | Ray Allen (3rd) |
| 2003-04 | Michael Redd (3rd) |
| 2009-10 | Andrew Bogut (3rd) |

ALL-ROOKIE TEAM

| | |
|---------|--------------------------------------|
| 1969-70 | Kareem Abdul-Jabbar Bob Dandridge |
| 1976-77 | Quinn Buckner (2nd) |
| 1977-78 | Marques Johnson |
| 1979-80 | Sidney Moncrief (2nd) |
| 1993-94 | Vin Baker |
| 1994-95 | Glenn Robinson |
| 1996-97 | Ray Allen (2nd) |
| 2003-04 | T.J. Ford (2nd) |
| 2005-06 | Andrew Bogut (1st) |
| 2009-10 | Brandon Jennings (1st) |



MILWAUKEE BUCKS HISTORY

TEAM HISTORY

As the Milwaukee Bucks professional basketball team enters its 45th season, owner Herb Kohl celebrates his 28th season as President of the team. Kohl purchased the team on March 1, 1985, from Jim Fitzgerald, ensuring it would remain in Milwaukee.

The National Basketball Association originally awarded the franchise to a Milwaukee group of investors - headed by Wesley D. Pavalon and Marvin L. Fishman - called Milwaukee Professional Sports and Services, Inc., on January 22, 1968. Pavalon and Fishman were named President and Executive Vice President, respectively, as the franchise was incorporated on February 5, 1968.

An application from Milwaukee Pro was registered with the Wisconsin Department of Securities for the sale of 300,000 shares of common stock to Wisconsin residents at \$5 per share. Because the issue caught public fancy, an additional 125,000 shares were offered when the stock opened on the over-the-counter market on April 24, 1968.

On the basketball side of the operation, the team went through both the college and expansion draft under the watchful eye of the team's first head coach, Larry Costello.

A Janesville, Wis., businessman, Jim Fitzgerald served as a member of the Board of Directors of Milwaukee Professional Sports and Service beginning in 1973. He assumed his position as Chairman of the Board and President of the Bucks in November of 1976 and held that position until the sale of the franchise to Kohl in the spring of 1985.

WHAT'S IN A NAME?

May 22, 1968, was the day when Milwaukee's second professional basketball team finally got a name - the Milwaukee Bucks. More than 14,000 fans participated in a contest to name the team. Records show that R.D. Trebilcox of Whitefish Bay, Wis., was one of 45 persons who suggested the name 'Bucks.' He saw bucks as being spirited, good jumpers, fast and agile. For his efforts in helping Milwaukee's entry into the professional sports world gain an enduring nickname, Mr. Trebilcox won a new car.

LOGO/COLOR HISTORY

On June 28, 2006, prior to the 2006-07 season, the Bucks unveiled an updated logo and a new color scheme. "The historical Bucks forest green and the silver introduced in 1993 remain in the identity, but purple has been replaced by a deep red - more sophisticated than the classic red used in the Bucks' color palette from 1968 through the mid-80's," Vice President of NBA Apparel Christopher Arena said. "The deep red is in line with the team's history and representative of their renewed commitment to intensity and energy."

The basic structure of Milwaukee's primary logo that was introduced in 1993 remains in the identity, but several areas have been enhanced. The wordmark "BUCKS" now includes a more rigid, etched font with a retaining shape that mirrors the structure of the letters. The box that outlines the word "BUCKS" has been altered, as well. A "MILWAUKEE" wordmark, although not used in the primary logo, was created and will be used on various team materials and licensed products.

The logo was first introduced in May of 1993 when, following the 25th Anniversary season, the club announced that their franchise would be represented by a new logo with corresponding new uniforms. It depicts an aggressive, frontal view of the head and shoulders of an eight-point white tail buck (male deer) on a triangular background atop stylized Milwaukee Bucks lettering. The color scheme featured hunter green, purple and silver. In making the announcement of the new logo, then-NBA Creative Director Tom O'Grady said, "The Bucks logo is an image of strength and focused determination. The solid logo design, incorporating the powerful Buck, portrays a confident, cohesive team. It is one unit, an attribute of any good team. The Buck itself gazes steadily ahead, as if to accept any challenge that may lie in its path. The theme of solidarity is repeated upon through the physique of the muscular buck and the heavy block lettering."

The 2006-07 changes also were applied to the team's secondary logo, which was first introduced during the 2001 Playoffs. The secondary logo is a derivative of the primary logo. It retains the existing red triangular base and eight-point silver buck antlers, while adding a silver-outlined green basketball that appears centered at the top of the triangular base.

A search for the team's initial logo/color identity in 1968 was the responsibility of then-General Manager John Erickson, who commissioned Milwaukee commercial artist Matt Kastelic to develop the team's first logo. The original logo featured a caricature of a buck wearing a sweater emblazoned with the letter 'B' and spinning a basketball on one hoof while sitting atop the words 'Milwaukee Bucks.'

The original official team colors of forest green, red and white were in use since their inception in 1968 through the 1976-77 season. From the 1976 through 1985 seasons, the club adopted various hues of green, including forest, kelly and lime, with a white accent. The changes in color did not affect the logo.

The Bucks currently have three uniforms that are worn throughout the season. The team wears its white home uniforms with green lettering and red trim at the BMO Harris Bradley Center. On the road, the Bucks primary uniform is green with white lettering and red trim. During the 2008-09 season, the Bucks introduced a red jersey to the collection, which is the alternate road jersey, and worn 15 times each season.



TEAM HISTORY

LOGO HISTORY



(1968-1993) - The original logo featured a caricature of a buck wearing a sweater emblazoned with the letter 'B' and spinning a basketball on one hoof while sitting atop the words 'Milwaukee Bucks.'



(1993-2006) - This logo was first introduced in May of 1993, following the 25th Anniversary season. It depicted an aggressive, frontal view of the head and shoulders of an eight-point white tail buck (male deer) on a triangular back ground atop stylized Milwaukee Bucks lettering. The color scheme featured hunter green, purple and silver.



(2006-Present) - Prior to the 2006-07 season, the Bucks unveiled an updated logo and a new color scheme. The basic structure of their previous logo remained the same, but several areas have been enhanced. The wordmark "BUCKS" now includes a more rigid, etched font with a retaining shape to mirror the structure of the letters. The box that outlines the word "BUCKS" was altered, as well.

FAMOUS FIRSTS IN BUCKS HISTORY

First Draft Choice

In the 1968 Draft, the Bucks selected Charlie Paulk of Northeastern University in the first round (seventh overall).

First Game

On October 16, 1968, the Bucks hosted the Chicago Bulls, dropping an 89-84 decision in front of a Milwaukee Arena crowd of 8,467. Starting for the Bucks were Guy Rodgers, Jon McGlocklin, Fred Hetzel, Len Chappell and Wayne Embry. McGlocklin scored the first points in team history, draining a jump shot just 13 seconds in to the contest. Rodgers led the Bucks with 16 points.

First Win

After dropping their first five games of the inaugural season, the Bucks claimed victory on October 31, 1968, a 134-118 decision over the Detroit Pistons at the Arena. Wayne Embry led the Bucks in scoring with 30 points, and became the first player in Bucks history to score 30-plus in a single game.

First NBA Championship

No expansion team in pro sports history earned a championship quicker than the Bucks, who captured the 1971 NBA title in just their third season of existence. The 1970-71 Bucks posted a 66-16 regular-season mark under Coach Larry Costello. In the post-season, they beat San Francisco (4-1) and the Los Angeles Lakers (4-1) before sweeping Baltimore in four straight for the title.

First Bradley Center Game

In front of a sellout crowd of 18,649 on November 5, 1988, the Bucks dropped a 107-94 decision to the Atlanta Hawks. Terry Cummings led the Bucks with 19 points.

First Bradley Center Win

In their second home game in their new home, on November 9, 1988, the Bucks topped Philadelphia 114-103 behind 31 points from Terry Cummings.

MILESTONE WINS

| Win | Date | Opponent | Result | Win | Date | Opponent | Result |
|-----|----------|---------------|---------|-------|----------|--------------|---------|
| 100 | 11/25/70 | Detroit | 113-87 | 1,000 | 12/06/88 | Detroit | 109-84 |
| 200 | 02/17/72 | at Cincinnati | 111-97 | 1,100 | 12/11/90 | Chicago | 99-87 |
| 300 | 12/26/73 | Cleveland | 123-110 | 1,200 | 12/30/93 | Cleveland | 105-103 |
| 400 | 03/21/76 | at LA Lakers | 130-111 | 1,300 | 04/01/97 | at Vancouver | 102-91 |
| 500 | 01/12/79 | Golden State | 101-94 | 1,400 | 03/23/00 | at Indiana | 105-84 |
| 600 | 01/11/81 | Phoenix | 123-109 | 1,500 | 03/28/02 | Denver | 95-88 |
| 700 | 12/19/82 | San Antonio | 113-98 | 1,600 | 01/21/05 | Detroit | 89-86 |
| 800 | 12/18/84 | Dallas | 110-96 | 1,700 | 01/16/08 | Atlanta | 87-80 |
| 900 | 04/12/86 | New York | 116-78 | 1,800 | 12/13/10 | at Dallas | 103-99 |

GENERAL
INFO

FRONT
OFFICE

PLAYERS

2011-12
SEASON

STATS &
RECORDS

HISTORY

NBA

OPPONENTS

MEDIA

ALL-TIME JERSEY NUMBERS

00

Anthony Avent
Anthony Cook
Kevin Duckworth
Darnell Jackson

0

Drew Gooden

1

Oscar Robertson*

2

Junior Bridgeman*

3

Dale Ellis
Lynn Greer
Brandon Jennings
Jeff Lamp
Dan Langhi
Pace Mannion
Ken Norman
Shawn Respert
Elmore Smith
Sam Williams
Haywood Workman

4

Sidney Moncrief*
Greg Smith
Norm Van Lier

5

Alaa Abdelnaby
Steve Blake
Fred Carter
Josh Davis
Mike Evans
Anthony Goldwire
Eddie House
Jermaine Jackson
Stephen Jackson
Corey Maggette
Eric Murdock
Elliot Perry
Guy Rodgers
Lorenzo Romar
Scott Skiles
Robert Smith
Sam Smith
Tim Thomas
Marvin Winkler

6

Andrew Bogut
Pat Cummings
Brevin Knight
Charles Lowery
Joel Przybilla
Paul Thompson
Mirsad Turkcan
Orlando Woolridge
Bill Zopf

7

Lucius Allen
Nate Archibald
Benoit Benjamin
Terrell Brandon
Adrian Dantley
Terry Driscoll
Dale Ellis
Kenny Fields
Paul Grant
Jason Hart
Ersan Ilysaova

Toby Kimball
Toni Kukoc
Scott May
Dave Meyers
J.R. Reid
Ramon Sessions
Everette Stephens
David Wood

8

Eddie Gill
Marques Johnson
Frank Kornt
Moses Malone
Kevin Ollie
Larry Sanders
Joe Smith
Jeff Webb

9

Primoz Brezec
Dale Ellis
Francisco Elson
Litterell Green
Shaun Livingston
Bob Love
Jeff Nordgaard
Tony Smith
Yi Jianlian

10

Keith Bogans
Sam Cassell
Bob Dandridge
Todd Day
Carlos Delfino
Mike Dunleavy
Armen Gilliam
Mike Glenn
Gerald Henderson
John Lucas
Tyrone Lue
Dan Schayes
Bob Warlick
Rory White

11

Joe Alexander
Rafer Alston
Earl Boykins
Monta Ellis
Jamie Feick
T.J. Ford
Rickey Green
Gerald Henderson
Darrington Hobson
Lindsey Hunter
Royal Ivey
Adonis Jordan
Steve Kuberski
Lee Mayberry
Keith Smith
Everette Stephens
Andre Turner
Lloyd Walton

12

John Arthurs
Delmer Beshore
Don Collins
Michael Curry
Phil Ford
Tate George
Kendall Gill
Marcus Haislip
Darrin Hancock
Steve Henson
Royal Ivey

Wali Jones
Rich Laurel
Luc Richard Mbah a
Moute
Chris McCray
Jay Miller
Derrick Rowland
Jerry Sichting
Bryan Warrick
Ron Williams

13

Mike James
Glenn McDonald
Luke Ridnour
Glenn Robinson
Ekpe Udoh
Jon McGlocklin*

15

Lester Conner
Charlie Criss
Vinny Del Negro
Wayne Embry
Tobias Harris
Craig Hodges
Brad Holland
Ronald Murray
Jim Price
John Salmons
Daniel Santiago

16

Don Smith
(Zaid Abdul-Aziz)
Fred Crawford
Bob Lanier*

17

Jon Barry
Chris Douglas-Roberts
Mike Dunleavy, Jr.
Gary Freeman
Anthony Mason
Charles Paulk

18

Jamie Feick
Bob Greacen
Curtis Perry
Kevin Restani

19

Dick Cunningham
Ersan Ilyasova
Damon Jones
Beno Udrih

20

Bob Boozer
Sam Cassell
Mickey Davis
Bill Dinwiddie
Sherman Douglas
Dave Gambee
Jeff Gray
Ernie Grunfeld
Jamaal Magloire
Gary Payton
Kevin Stacom
Awvee Storey
Erick Strickland
Derek Strong
Roko Ukic
Danny Young

21

Quinn Buckner
Marcus Fizer
Darvin Ham
Conner Henry
Russell Lee
Cuonzo Martin
Dave Meyers
Alvin Robertson
Flynn Robinson
Bob Rule
Bobby Simmons
David Thirkill
Hakim Warrick
Bob Weiss
Walt Wesley

22

Tim Breaux
Charles Davis
Alex English
Armond Hill
Dave Meyers
Johnny Newman
Ricky Pierce
Michael Redd
Linton Townes

23

Charles Davis
Mark Davis
Alex English
Rowland Garrett
Jodie Meeks
Ruben Patterson
Anthony Pullard
Joe Wolf

24

Rafer Alston
Dudley Bradley
Dick Garrett
Julius Hodge
Jay Humphries
Richard Jefferson
George Johnson
Wali Jones
Desmond Mason
Dan Schayes
Jerry Stackhouse
George Thompson

25

Gary Brokaw
Chris Gatling
Jerald Honeycutt
Jerome Kersey
Danny Manning
Paul Pressey
Mo Williams

27

Frank Kornt
Rich Niemann
Zaza Pachulia

28

Andrew Lang

30

Malik Allen
Earl Barron
Marty Conlon
Dell Curry
Blue Edwards
Otis Howard
Jon Leuer

31

Zendon Hamilton
Cedric Henderson
Earl Jones
Randolph Keys
Swen Nater
Fred Roberts
Jamal Sampson
Chuck Terry
Charlie Villanueva
Richard Washington
Rickie Winslow

32

Brian Winters*

33

Kareem Abdul-Jabbar*

34

Ray Allen
Greg Anderson
John Block
Terry Cummings
Dick Cunningham
Reece Gaines
Jerome Lane
Clyde Mayes
David Noel
Fred Roberts

35

Don Smith
(Zaid Abdul-Aziz)
Tony Brown
Jason Caffey
Jim Fox
Kevin Grevey
McCoy McLemore
Jerry Reynolds
Cornell Warner

36

Dave Cowens

40

Frank Brickowski
Jon Brockman
Jimmy Carruth
Joe Courtney
John Gianelli
Jerome Henderson
Ervin Johnson
Larry Micheaux
Kurt Thomas
Marvin Webster

41

Len Elmore
Hank McDowell
Sam Pellom
Mark Pope
Garrett Temple

42

Lucius Allen
Vin Baker
Charlie Bell
Harvey Catchings
Tyronne Hill
Larry Krystkowiak
Scott Williams

43

Mike Gminski
Mickey Johnson
Jack Sikma

Alex Stivrins
Jake Voskuhl
Mark West

44

Austin Croshere
Greg Foster
Gary Gregor
Fred Hetzel
Brad Lohaus
Paul Mokeski
Mark Pope
Jerry Reynolds
Fred Roberts
Keith Van Horn
Jiri Welsh
Aaron Williams

45

Randy Breuer
Scott Lloyd
Paul Mokeski

50

Greg Anthony
Len Chappell
Chris Engler
Tito Horford
Dan Gadzuric
Steve Mix
Barry Nelson
Dave Popson

51

Jim Eakins
Michael Ruffin
Keith Tower

52

Calvin Booth
Chucky Brown
Damir Markota
Eric Mobley

53

Dave Hoppen
Alton Lister
Andre Moore
Alan Ogg
Dan O'Sullivan

54

Kent Benson
Ben Coleman
Geff Crompton
Kenny Fields
Brad Lohaus
Mike Peplowski
Ed Pinckney
Brian Skinner
John Stroeder
Robert Traylor

55

Keyon Dooling
Acie Earl
Chris Engler
Jared Reiner

* number was retired

RETIRED NUMBERS

#1 OSCAR ROBERTSON

On April 21, 1970, the Bucks traded for Oscar Robertson, an All-Star in each of his 10 seasons in Cincinnati. Robertson joined Kareem Abdul-Jabbar to form one of the most formidable inside-outside duos in NBA history. The Bucks won 66 games, advanced to the Finals against Baltimore and The Big O had the championship that eluded him in Cincinnati. Robertson averaged 18.3 ppg in Milwaukee's 12-2 postseason.

Robertson played three more seasons with the Bucks, and the team never won fewer than 59 games. In the last of his 14 NBA seasons, Oscar again led the Bucks to the Finals. Robertson retired after having led Milwaukee to a 248-80 record in four seasons. Robertson, the only Buck to wear the #1, had his jersey retired on October 18, 1974.

#2 JUNIOR BRIDGEMAN

Bridgeman, acquired from Los Angeles, made his mark as the Bucks "Super Sub." He started only 105 of the 711 games he played in a Bucks uniform, but Bridgeman scored in double figures for eight straight seasons, consistently among the league's highest scoring non-starters.

He was the league's top scoring sixth man in 1978-79, averaging 15.5 ppg. J.B. averaged 17.6 ppg in the 1979-80 season and 16.8 ppg the following year as the Bucks reached the 60-win plateau for the fourth time. In nine seasons, he hit double figures eight times. Bridgeman has played more games than any player in Bucks history (711) and is among the Bucks all-time leaders in points (7th, 9,892), minutes (8th, 18,044), steals (7th, 607), field goals made (5th, 4,142) and attempted (5th, 8,658). His #2 was retired on January 17, 1988.

#4 SIDNEY MONCRIEF

During the '80s, the most prolific decade in Bucks history, Sidney Moncrief was front man for a team that won 50 games for seven consecutive seasons and appeared in the playoffs in each of his 10 seasons (1979-89).

A five-time All-Star, Moncrief compiled 16.7 points per game in 10 seasons in Milwaukee. He also averaged 5.0 rebounds, 3.9 assists, 1.26 steals and finished with a career shooting percentage of better than 50 percent. But as proficient as Moncrief was at the offensive end, surely he was better known for his relentless defense. Moncrief earned four straight berths on the NBA's All-Defensive First Team (1982-86) and was the first recipient of the NBA's Defensive Player of the Year honor in 1983. His #4 was raised to the rafters on January 6, 1990, at the Bradley Center. To this day, only Kareem Abdul-Jabbar and Glenn Robinson have scored more points in a Milwaukee uniform than Sir Sid (11,594).

#14 JON MCGLOCKLIN

If it has happened in the 43-year history of the Bucks, Jonny Mac was there to see it. An original member of the team, he remains a fixture in the organization, having spent the last 36 seasons as a team broadcaster.

McGlocklin enjoyed an 11-year NBA odyssey that included eight seasons – not to mention an All-Star Appearance and an NBA Championship – in Milwaukee. He was the leading scorer on the inaugural Bucks team (19.6 ppg) and became the first player to represent the Bucks in an All-Star Game. McGlocklin's name still graces the Bucks All-Time Leaders list in points (12th, 7,505), minutes (10th, 17,008) and free throw percentage (6th, .860). On December 10, 1976, Jonny Mac's #14 was raised to rafters.

#16 BOB LANIER

Bob Lanier was an NBA legend before he put on a Bucks uniform, but five seasons with the Bucks – and five division championships – cemented his place as one of the best players in NBA history. Arriving from Detroit, Lanier provided veteran leadership to a team that would average 53 wins during his four-plus seasons. Lanier was a leader off the court as well, serving as the President of the NBA Players Association during the end of his playing tenure.

The Bucks amassed divisional titles in each of Lanier's seasons. Despite his brief tenure, Lanier is ninth on the Bucks postseason scoring list (680 points), tied for sixth in rebounding (342) and tied for third in blocked shots (45). His playoff scoring average of 15.1 is 12th. Counting his five seasons in Milwaukee, Lanier amassed 19,248 points in 14 years, finishing his career with averages of 20.1 points and 10.1 rebounds per game. He was inducted into the Naismith Hall of Fame in 1991. Seven years earlier – December 4, 1984 – his #16 was hung at the MECCA.

#32 BRIAN WINTERS

Winters, an All-America selection in high school and at the University of South Carolina, carved his niche in Bucks history, playing eight seasons and averaging 16.7 points per game. His numbers would undoubtedly have been even better, but the three-point FG came into existence after he had already played five seasons. For his career, he was 114-of-314 (.363) from downtown.

A two-time Bucks All-Star, in eight seasons he helped the team achieve six postseason berths. Upon retiring in 1983, Winters was the leading playmaker in Bucks history (now 3rd, 2,479 assists). He is among the Bucks all-time leaders in scoring (8th, 9,743), games played (5th, 582) and steals (5th, 718). Winters was the third Bucks player to have his number retired, raising his #32 on October 28, 1983.

#33 KAREEM ABDUL-JABBAR

Abdul-Jabbar (and his patented "sky-hook") brought instant success to the Bucks. He earned Rookie of the Year honors in 1969-70, and the Bucks won 56 games. For an encore, Abdul-Jabbar led the Bucks to 66 wins and won the first of three MVP awards with the Bucks in 1970-71, averaging 31.7 ppg and 16.0 rpg. In the playoffs, he helped lead the Bucks to a 12-2 record and a World Championship.

After six seasons in Milwaukee, Abdul-Jabbar was (and still is) the leading scorer (14,211) and rebounder (7,161) in team history, and also tops the all-time list in scoring average (30.4 ppg), field goals made (5,902), attempted (10,787) and field goal percentage (.547). His 495 blocks rank fifth on the all-time list, even though the statistic was only kept during his final two seasons with the Bucks.

Abdul-Jabbar, a New York native, eventually longed for a return to big city life and was granted a trade to the Los Angeles Lakers, where he played 14 more seasons before retiring as the leading scorer in NBA history (38,387). He was elected to the Hall of Fame in 1995, and had his number 33 – which was never worn by another Bucks player – retired in a ceremony at the Bradley Center on April 24, 1993.

During the Bucks 40th anniversary season, the team re-dedicated the seven retired numbers at ceremonies throughout the 2007-08 season at the BMO Harris Bradley Center.

GENERAL
INFO

FRONT
OFFICE

PLAYERS

2011-12
SEASON

STATS &
RECORDS

HISTORY

NBA

OPPONENTS

MEDIA

1968-69 MILWAUKEE BUCKS



BACK ROW: Trainer Arnie Garber, Guy Rodgers, Sam Williams, Greg Smith, Jon McGlocklin, Flynn Robinson, Head Coach Larry Costello.
FRONT ROW: Rich Niemann, Dick Cunningham, Wayne Embry, Zaid Abdul-Aziz, Lenny Chappell.

REGULAR SEASON (27-55) - 7TH, EASTERN DIVISION - PLAYOFFS (DNQ)

| PLAYER | G-GS | MIN | FG-FGA | PCT | FT-FTA | PCT | OR | DR | TR | AST | PF-DQ | STL | BLK | PTS | AVG |
|------------------|-----------|--------------|------------------|-------------|------------------|-------------|----------|----------|-------------|-------------|----------------|----------|----------|-------------|--------------|
| Robinson (TOT) | 83-0 | 2616 | 625-1442 | .433 | 412-491 | .839 | - | - | 306 | 377 | 261-7 | - | - | 1662 | 20.0 |
| Robinson (MIL) | 65-0 | 2066 | 501-1149 | .436 | 317-377 | .841 | - | - | 237 | 320 | 209-6 | - | - | 1319 | 20.3 |
| McGlocklin | 80-0 | 2888 | 662-1358 | .487 | 246-292 | .842 | - | - | 343 | 312 | 186-1 | - | - | 1570 | 19.6 |
| Hetzell | 53-0 | 1591 | 316-760 | .416 | 211-252 | .837 | - | - | 473 | 83 | 193-6 | - | - | 843 | 15.9 |
| Chappell | 80-0 | 2207 | 459-1011 | .454 | 250-339 | .737 | - | - | 637 | 95 | 247-3 | - | - | 1168 | 14.6 |
| Embry | 78-0 | 2355 | 382-894 | .427 | 259-390 | .664 | - | - | 672 | 149 | 302-8 | - | - | 1023 | 13.1 |
| Gambee | 34-0 | 624 | 150-323 | .464 | 110-133 | .827 | - | - | 179 | 32 | 99-4 | - | - | 410 | 12.1 |
| Rodgers | 81-0 | 2157 | 325-862 | .377 | 184-232 | .793 | - | - | 226 | 561 | 207-2 | - | - | 834 | 10.3 |
| Smith | 79-0 | 2207 | 276-613 | .450 | 91-155 | .587 | - | - | 804 | 137 | 264-12 | - | - | 643 | 8.1 |
| Love | 14-0 | 227 | 39-106 | .368 | 29-38 | .763 | - | - | 64 | 3 | 22-0 | - | - | 107 | 7.6 |
| Abdul-Aziz (TOT) | 49-0 | 945 | 144-390 | .369 | 70-113 | .619 | - | - | 409 | 37 | 115-3 | - | - | 358 | 7.3 |
| Abdul-Aziz (MIL) | 29-0 | 837 | 126-347 | .363 | 68-106 | .642 | - | - | 378 | 33 | 98-3 | - | - | 320 | 11.0 |
| Weiss | 15-0 | 242 | 36-114 | .316 | 27-34 | .794 | - | - | 27 | 27 | 24-1 | - | - | 99 | 6.6 |
| Cunningham | 77-0 | 1236 | 141-332 | .425 | 69-106 | .651 | - | - | 438 | 58 | 166-2 | - | - | 351 | 4.6 |
| Williams | 55-0 | 628 | 78-228 | .342 | 72-134 | .537 | - | - | 109 | 61 | 106-1 | - | - | 228 | 4.1 |
| Niemann (TOT) | 34-0 | 272 | 44-106 | .415 | 19-25 | .760 | - | - | 100 | 16 | 61-1 | - | - | 107 | 3.1 |
| Niemann (MIL) | 18-0 | 149 | 24-59 | .407 | 11-15 | .733 | - | - | 59 | 7 | 31-1 | - | - | 59 | 3.3 |
| Miller | 3-0 | 27 | 2-10 | .200 | 5-7 | .714 | - | - | 2 | 0 | 4-0 | - | - | 9 | 3.0 |
| Paulk | 17-0 | 217 | 19-84 | .226 | 13-23 | .565 | - | - | 78 | 3 | 26-0 | - | - | 51 | 3.0 |
| Warlick | 3-0 | 22 | 1-8 | .125 | 4-5 | .800 | - | - | 1 | 1 | 3-0 | - | - | 6 | 2.0 |
| BUCKS | 82 | 19680 | 3637-8268 | .428 | 1968-2638 | .748 | - | - | 4727 | 1882 | 2187-80 | - | - | 9040 | 110.2 |

HIGHLIGHTS:

- Charlie Paulk of Northeastern State (Okla.) is Bucks first first-round pick in the 1968 Draft.
- On October 16, 1968, before a crowd of 8,467 at the Milwaukee Arena, the Milwaukee Bucks make their NBA debut, an 89-84 loss to Chicago.
- Bucks set a home attendance record for a first-year team, averaging 6,246 fans at the Arena.
- Milwaukee's 27 wins are the second highest by an expansion team in NBA history.
- Flynn Robinson hit 21 free throws vs. Atlanta on February 17, 1969, which remains a team record.
- Guard Jon McGlocklin leads the team in scoring with a 19.6 average, and is the Bucks first representative at the All-Star Game.
- The '68-69 squad owns franchise records for most rebounds (4,727) and most FG attempts (8,258) in a season.
- On December 11, 1968, the Bucks set a team record with 85 rebounds in a 106-96 win over San Francisco (at Madison).
- Bucks finish last in the Eastern Division to qualify for a coin flip (with Phoenix) to determine rights to top choice in the college draft. On March 19, 1969, NBA Commissioner Walter Kennedy flips the coin; Phoenix chooses heads, the coin comes up tails. On April 2, 1969, the Bucks sign 7'2" Lew Alcindor (Kareem Abdul-Jabbar).

PLAYOFF RECORD:

- Did not qualify

HONORS:

- Jon McGlocklin - NBA All-Star team

1968-69 MILWAUKEE BUCKS

REGULAR SEASON DAY-BY-DAY

| Gm | Date | Opponent | W-L | Score | Record | Bucks High Scorer | Atten. |
|----|-------|----------------------|-----|---------|--------|-------------------------|---------|
| 1 | 10/16 | Chicago | L | 84-89 | 0-1 | Rodgers, 16 | 8,467 |
| 2 | 10/19 | @ Atlanta | L | 107-125 | 0-2 | Rodgers, 25 | 2,966 |
| 3 | 10/23 | New York | L | 112-114 | 0-3 | Embry, 26 | 8,222 |
| 4 | 10/26 | @ Boston | L | 89-102 | 0-4 | Embry/Hetzel, 18 | 7,330 |
| 5 | 10/29 | Baltimore | L | 112-129 | 0-5 | Hetzel/McGlocklin, 21 | 6,028 |
| 6 | 10/31 | Detroit | W | 134-118 | 1-5 | Embry, 30 | 6,694 |
| 7 | 11/1 | @ Cincinnati | L | 114-132 | 1-6 | Gambee, 21 | 2,324 |
| 8 | 11/2 | San Francisco | W | 102-101 | 2-6 | Gambee, 20 | 8,910 |
| 9 | 11/6 | Los Angeles (Mad.) | L | 115-128 | 2-7 | Embry, 30 | 8,950 |
| 10 | 11/9 | Boston | L | 97-98 | 2-8 | Embry/Hetzel, 16 | 9,095 |
| 11 | 11/12 | Seattle | W | 127-114 | 3-8 | Gambee, 29 | 4,455 |
| 12 | 11/15 | @ Baltimore | L | 102-129 | 3-9 | Embry, 24 | 5,811 |
| 13 | 11/16 | @ Philadelphia | L | 92-136 | 3-10 | McGlocklin, 19 | 10,692 |
| 14 | 11/19 | Atlanta | W | 119-98 | 4-10 | Rodgers, 26 | 4,130 |
| 15 | 11/21 | @ Chicago | L | 111-120 | 4-11 | Rodgers, 29 | 1,673 |
| 16 | 11/23 | Phoenix | W | 115-112 | 5-11 | Hetzel, 28 | 6,090 |
| 17 | 11/24 | @ Seattle | L | 120-141 | 5-12 | Embry, 29 | 3,485 |
| 18 | 11/25 | @ Seattle (Van.) | L | 113-123 | 5-13 | McGlocklin, 25 | 2,879 |
| 19 | 11/28 | @ Seattle | L | 103-115 | 5-14 | Embry, 27 | 5,210 |
| 20 | 11/29 | @ San Francisco | L | 119-140 | 5-15 | Hetzel, 29 | 4,178 |
| 21 | 11/30 | @ San Francisco | W | 107-101 | 6-15 | Hetzel, 22 | 5,474 |
| 22 | 12/1 | @ Los Angeles | L | 112-119 | 6-16 | Hetzel, 25 | 7,008 |
| 23 | 12/3 | Boston | L | 115-137 | 6-17 | Embry, 29 | 5,823 |
| 24 | 12/4 | @ Boston | L | 99-101 | 6-18 | McGlocklin/Rodgers, 20 | 4,679 |
| 25 | 12/6 | Philadelphia | L | 112-121 | 6-19 | Rodgers, 24 | 5,067 |
| 26 | 12/7 | @ New York | L | 113-119 | 6-20 | McGlocklin, 24 | 9,011 |
| 27 | 12/8 | @ Phila. (Syr.) | L | 117-122 | 6-21 | Chappell, 28 | 3,264 |
| 28 | 12/10 | Cincinnati | L | 96-107 | 6-22 | McGlocklin, 20 | 3,780 |
| 29 | 12/11 | San Francisco (Mad.) | W | 106-96 | 7-22 | Robinson, 24 | 2,089 |
| 30 | 12/13 | San Diego | W | 101-96 | 8-22 | Rodgers, 20 | 5,456 |
| 31 | 12/14 | @ Cincinnati | L | 115-121 | 8-23 | Embry, 23 | 2,002 |
| 32 | 12/18 | @ Atlanta | L | 116-122 | 8-24 | Chappell/McGlocklin, 23 | 2,683 |
| 33 | 12/19 | @ Chicago | L | 111-113 | 8-25 | Chappell, 35 | 1,006 |
| 34 | 12/20 | Seattle | W | 100-92 | 9-25 | Robinson, 38 | 5,303 |
| 35 | 12/22 | Phoenix | W | 127-116 | 10-25 | Hetzel, 31 | 3,466 |
| 36 | 12/25 | Detroit | L | 113-119 | 10-26 | Rodgers, 24 | 3,893 |
| 37 | 12/26 | @ Boston | L | 106-139 | 10-27 | McGlocklin/Robinson, 17 | 8,214 |
| 38 | 12/27 | @ Baltimore | L | 122-136 | 10-28 | Hetzel/Robinson, 25 | 4,749 |
| 39 | 12/29 | Chicago | L | 97-102 | 10-29 | McGlocklin, 25 | 5,779 |
| 40 | 12/31 | Philadelphia | L | 107-128 | 10-30 | Chappell, 22 | 3,007 |
| 41 | 1/2 | Cincinnati (Mad.) | L | 109-113 | 10-31 | McGlocklin, 26 | 3,116 |
| 42 | 1/3 | Phoenix | W | 121-104 | 11-31 | Chappell, 33 | 4,230 |
| 43 | 1/7 | @ Cincinnati | W | 116-101 | 12-31 | Chappell, 30 | 1,652 |
| 44 | 1/8 | New York | L | 101-115 | 12-32 | McGlocklin, 23 | 3,089 |
| 45 | 1/10 | Seattle | W | 115-104 | 13-32 | McGlocklin/Robinson, 24 | 4,150 |
| 46 | 1/12 | Boston | W | 114-110 | 14-32 | Robinson, 26 | 5,323 |
| 47 | 1/17 | @ Detroit | L | 108-123 | 14-33 | Robinson, 23 | 3,379 |
| 48 | 1/18 | @ New York (Bos.) | L | 109-117 | 14-34 | Robinson, 22 | 9,320 |
| 49 | 1/20 | Detroit (Mad.) | W | 102-101 | 15-34 | McGlocklin, 38 | 3,344 |
| 50 | 1/21 | Los Angeles | L | 105-122 | 15-35 | McGlocklin, 33 | 9,182 |
| 51 | 1/25 | @ New York | L | 96-113 | 15-36 | McGlocklin, 26 | 13,455 |
| 52 | 1/27 | @ Seattle (Tac.) | L | 107-128 | 15-37 | Embry/Hetzel, 20 | 4,150 |
| 53 | 1/29 | Phoenix (Tuc.) | L | 107-111 | 15-38 | Chappell/Hetzel, 27 | 3,013 |
| 54 | 1/31 | @ Los Angeles | L | 104-105 | 15-39 | Robinson, 43 | 16,513 |
| 55 | 2/1 | @ San Diego | L | 95-101 | 15-40 | Robinson, 22 | 4,963 |
| 56 | 2/2 | @ Phoenix | L | 121-122 | 15-41 | Chappell, 32 | 2,926 |
| 57 | 2/4 | @ Chicago | W | 107-98 | 16-41 | Robinson, 22 | 1,971 |
| 58 | 2/5 | New York | L | 102-111 | 16-42 | Robinson, 35 | 5,107 |
| 59 | 2/7 | Baltimore | L | 107-114 | 16-43 | McGlocklin, 22 | 6,581 |
| 60 | 2/9 | San Diego | W | 117-109 | 17-43 | Chappell, 23 | 9,608 |
| 61 | 2/12 | Atlanta | L | 106-113 | 17-44 | Chappell, 26 | 3,458 |
| 62 | 2/14 | @ Baltimore | L | 122-132 | 17-45 | McGlocklin, 37 | 7,598 |
| 63 | 2/16 | Los Angeles | W | 106-97 | 18-45 | Robinson, 41 | 10,698 |
| 64 | 2/17 | @ Atlanta (Balt.) | W | 123-111 | 19-45 | Robinson, 43 | 7,456 |
| 65 | 2/22 | @ Detroit | W | 108-107 | 20-45 | Robinson, 45 | 3,503 |
| 66 | 2/23 | Phoenix (G.Bay) | W | 107-103 | 21-45 | Chappell, 24 | 4,357 |
| 67 | 2/25 | San Diego | W | 114-112 | 22-45 | Chappell, 26 | 5,015 |
| 68 | 2/27 | Baltimore | W | 126-117 | 23-45 | Robinson, 35 | 10,746* |
| 69 | 2/28 | @ Phila. (Bos) | L | 102-123 | 23-46 | McGlocklin, 27 | 9,103 |
| 70 | 3/2 | @ Atlanta | L | 108-112 | 23-47 | Robinson, 28 | 5,101 |
| 71 | 3/3 | Philadelphia | L | 132-143 | 23-48 | Robinson, 34 | 8,208 |
| 72 | 3/5 | Chicago | L | 108-124 | 23-49 | McGlocklin, 38 | 3,766 |
| 73 | 3/6 | Cincinnati | L | 110-112 | 23-50 | Robinson, 39 | 9,242 |
| 74 | 3/9 | @ Detroit | W | 126-121 | 24-50 | McGlocklin/Robinson, 21 | 3,475 |
| 75 | 3/10 | San Francisco | L | 106-123 | 24-51 | McGlocklin, 31 | 10,281 |
| 76 | 3/13 | Seattle (G.Bay) | L | 118-141 | 24-52 | Robinson, 27 | 3,461 |
| 77 | 3/14 | @ Los Angeles | L | 103-111 | 24-53 | McGlocklin, 32 | 12,852 |
| 78 | 3/18 | @ San Diego | L | 108-128 | 24-54 | McGlocklin/Robinson, 25 | 5,267 |
| 79 | 3/19 | @ Phoenix | W | 117-110 | 25-54 | McGlocklin, 26 | 3,033 |
| 80 | 3/21 | @ San Francisco | L | 100-103 | 25-55 | Robinson, 20 | 2,897 |
| 81 | 3/22 | @ San Diego | W | 120-106 | 26-55 | Robinson, 28 | 8,189 |
| 82 | 3/23 | @ Phoenix | W | 128-118 | 27-55 | Robinson, 33 | 3,204 |

* denotes sellout

GENERAL
INFO

FRONT
OFFICE

PLAYERS

2011-12
SEASON

STATS &
RECORDS

HISTORY

NBA

OPPONENTS

MEDIA

1969-70 MILWAUKEE BUCKS



BACK ROW: Trainer Arnie Garber, Assistant Coach Tom Nissalke, Bob Greacen, Lenny Chappell, Dick Cunningham, Sam Williams, Guy Rodgers, Head Coach Larry Costello. **FRONT ROW:** Zaid Abdul-Aziz, Greg Smith, Jon McGlocklin, Kareem Abdul-Jabbar, Flynn Robinson, Bob Dandridge, Fred Crawford.

REGULAR SEASON (56-26) - 2ND, EASTERN DIVISION - PLAYOFFS (5-5)

| PLAYER | G-GS | MIN | FG-FGA | PCT | FT-FTA | PCT | OR | DR | TR | AST | PF-DQ | STL | BLK | PTS | AVG |
|--------------|-----------|--------------|------------------|-------------|------------------|-------------|----------|----------|-------------|-------------|----------------|----------|----------|-------------|--------------|
| Abdul-Jabbar | 82-0 | 3534 | 938-1810 | .518 | 485-743 | .653 | - | - | 1190 | 337 | 283-8 | - | - | 2361 | 28.8 |
| Robinson | 81-0 | 2762 | 663-1391 | .477 | 439-489 | .898 | - | - | 263 | 449 | 254-5 | - | - | 1765 | 21.8 |
| McGlocklin | 82-0 | 2966 | 639-1206 | .530 | 169-198 | .854 | - | - | 252 | 303 | 164-0 | - | - | 1447 | 17.6 |
| Dandridge | 81-0 | 2461 | 434-895 | .485 | 199-264 | .754 | - | - | 625 | 292 | 279-1 | - | - | 1067 | 13.2 |
| Smith | 82-0 | 2368 | 339-664 | .511 | 125-174 | .718 | - | - | 712 | 156 | 304-8 | - | - | 803 | 9.8 |
| Chappell | 75-0 | 1134 | 243-523 | .465 | 135-211 | .640 | - | - | 276 | 56 | 127-1 | - | - | 621 | 8.3 |
| Crawford | 77-0 | 1331 | 243-506 | .480 | 101-148 | .682 | - | - | 184 | 225 | 181-1 | - | - | 587 | 7.6 |
| Abdul-Aziz | 80-0 | 1637 | 237-546 | .434 | 119-185 | .643 | - | - | 603 | 62 | 167-2 | - | - | 593 | 7.4 |
| Arthurs | 11-0 | 86 | 12-35 | .343 | 11-15 | .733 | - | - | 14 | 17 | 15-0 | - | - | 35 | 3.2 |
| Rodgers | 64-0 | 749 | 68-191 | .356 | 67-90 | .744 | - | - | 74 | 213 | 73-1 | - | - | 203 | 3.2 |
| Greacen | 41-0 | 292 | 44-109 | .404 | 18-28 | .643 | - | - | 59 | 27 | 49-0 | - | - | 106 | 2.6 |
| Williams | 11-0 | 44 | 11-24 | .458 | 5-11 | .455 | - | - | 7 | 3 | 5-0 | - | - | 27 | 2.5 |
| Cunningham | 60-0 | 416 | 52-141 | .369 | 22-33 | .667 | - | - | 160 | 28 | 70-0 | - | - | 126 | 2.1 |
| BUCKS | 82 | 19780 | 3923-8041 | .488 | 1896-2689 | .732 | - | - | 4419 | 2188 | 1971-27 | - | - | 9741 | 118.8 |

HIGHLIGHTS:

- Bucks lineup bolstered by addition of rookies Kareem Abdul-Jabbar (first round) and Bob Dandridge (fourth round), both of whom earn 'All-Rookie' status.
- Abdul-Jabbar becomes an instant superstar, earning unanimous NBA Rookie of the Year honors and leading the Bucks to a 29-game improvement over the previous season. He finishes as the league's second-leading scorer (28.8) and third-leading rebounder (14.5).
- Abdul-Jabbar sets the franchise single-game record with 25 free throw attempts at Boston on March 8, 1970. He also sets the season mark with 743 FT attempts.
- Flynn Robinson sets a team mark for FT% in a season (since broken) at .898, leading the NBA.
- Bucks establish team records with 48 free throws and 62 attempts at Boston on March 8, 1970.
- On March 30, 1970, at Philadelphia, Bucks set club playoff records for points (156), field goals made (67) and assists (46).
- The Bucks make the playoffs in only their second season. Alcindor sets two Bucks single-game playoff marks with 46 points vs. Philadelphia (at Madison) on April 3, 1970, and 31 rebounds vs. New York on April 17, 1970.
- After the season, on April 21, 1970, the Bucks acquire All-Star Guard Oscar Robertson from Cincinnati for Flynn Robinson and Charlie Paulk.

PLAYOFF RECORD:

- Beat Philadelphia, Division Semifinals, 4-1
- Lost to New York, Division Finals, 1-4

HONORS:

- Kareem Abdul-Jabbar - NBA All-Star Team, NBA All-Rookie Team, NBA All-Defensive Second Team, All-NBA Second Team, NBA Rookie of the Year
- Flynn Robinson - NBA All-Star Team
- Bob Dandridge - NBA All-Rookie Team

1969-70 MILWAUKEE BUCKS

REGULAR SEASON DAY-BY-DAY

| Gm | Date | Opponent | W-L | Score | Record | Bucks High Scorer | Opp. High Scorer | Atten. |
|----|-------|---------------------|-----|--------------|--------|---------------------------|-----------------------|---------|
| 1 | 10/18 | Detroit | W | 119-110 | 1-0 | Abdul-Jabbar, 29 | Bellamy, 25 | 7,782 |
| 2 | 10/19 | Seattle | W | 130-106 | 2-0 | Robinson, 22 | Boozar, 26 | 7,370 |
| 3 | 10/22 | @ San Diego | W | 115-102 | 3-0 | Abdul-Jabbar, 36 | Kojis, 26 | 13,643 |
| 4 | 10/24 | @ Los Angeles | L | 112-123 | 3-1 | Robinson, 33 | Baylor, 26 | 17,489 |
| 5 | 10/25 | @ San Francisco | L | 104-118 | 3-2 | Rodgers, 20 | Mullins, 30 | 7,168 |
| 6 | 10/26 | @ Phoenix | W | 119-99 | 4-2 | Abdul-Jabbar, 28 | Fox, 22 | 9,149 |
| 7 | 10/28 | Boston | L | 107-120 | 4-3 | Abdul-Jabbar, 43 | Havlicek, 25 | 9,204 |
| 8 | 10/30 | @ Detroit | W | 102-81 | 5-3 | Robinson, 25 | Bing, 21 | 9,738 |
| 9 | 10/31 | @ Philadelphia | W | 129-125 (OT) | 6-3 | Chappell/McGlocklin, 28 | Cunningham, 29 | 7,641 |
| 10 | 11/1 | @ New York | L | 108-112 | 6-4 | Abdul-Jabbar, 36 | Barnett, 27 | 19,500 |
| 11 | 11/3 | New York | L | 93-109 | 6-5 | Greacen, 18 | Reed, 35 | 9,714 |
| 12 | 11/8 | Detroit | W | 100-96 | 7-5 | Abdul-Jabbar, 29 | Walker, 17 | 9,574 |
| 13 | 11/9 | Baltimore | L | 105-116 | 7-6 | Abdul-Jabbar/Chappell, 24 | Loughery, 27 | 10,384 |
| 14 | 11/11 | @ Boston | W | 129-118 | 8-6 | Robinson, 31 | Havlicek, 24 | 12,179 |
| 15 | 11/14 | Chicago | W | 122-100 | 9-6 | McGlocklin, 23 | Boerwinkle/Wesley, 14 | 9,072 |
| 16 | 11/15 | @ Baltimore | L | 120-129 | 9-7 | Robinson, 41 | Loughery, 43 | 12,289 |
| 17 | 11/16 | San Francisco | W | 129-123 (OT) | 10-7 | McGlocklin, 29 | Thurmond, 26 | 7,542 |
| 18 | 11/18 | @ San Francisco | L | 110-127 | 10-8 | McGlocklin, 23 | Thurmond, 26 | 5,708 |
| 19 | 11/21 | @ Seattle | W | 117-115 | 11-8 | Abdul-Jabbar, 31 | Rule, 35 | 12,920 |
| 20 | 11/22 | @ Chicago | L | 106-125 | 11-9 | Abdul-Jabbar, 21 | Haskins, 29 | 12,269 |
| 21 | 11/24 | Cincinnati | L | 104-129 | 11-10 | 3 players, 13 | Van Arsdale, 29 | 7,027 |
| 22 | 11/25 | Atlanta (St. Louis) | W | 130-115 | 12-10 | Abdul-Jabbar, 33 | Davis, 30 | 11,015 |
| 23 | 11/26 | Los Angeles | W | 100-81 | 13-10 | Abdul-Jabbar, 29 | Counts, 31 | 9,785 |
| 24 | 11/29 | Philadelphia | L | 111-129 | 13-11 | Abdul-Jabbar, 23 | Cunningham, 23 | 10,746* |
| 25 | 11/30 | San Diego | W | 111-99 | 14-11 | Abdul-Jabbar, 23 | Barnett, 18 | 7,067 |
| 26 | 12/2 | @ Philadelphia | W | 122-114 | 15-11 | Dandridge, 26 | Cunningham, 30 | 4,549 |
| 27 | 12/5 | Seattle | W | 131-98 | 16-11 | Abdul-Jabbar, 36 | Boozar, 19 | 7,064 |
| 28 | 12/6 | @ New York | L | 99-124 | 16-12 | Abdul-Jabbar, 26 | Bradley/Frazier, 29 | 19,500 |
| 29 | 12/10 | New York | L | 95-106 | 16-13 | Robinson, 30 | Barnett, 24 | 10,100 |
| 30 | 12/12 | San Francisco | W | 123-109 | 17-13 | Robinson, 29 | Mullins, 20 | 7,793 |
| 31 | 12/13 | @ Atlanta | W | 121-100 | 18-13 | Robinson, 31 | Bridges, 24 | 5,230 |
| 32 | 12/14 | San Diego (Mad.) | W | 118-105 | 19-13 | Abdul-Jabbar, 32 | Kojis, 31 | 6,015 |
| 33 | 12/17 | @ Boston | W | 124-106 | 20-13 | Abdul-Jabbar, 29 | Finkel, 23 | 6,202 |
| 34 | 12/19 | Boston | W | 115-111 | 21-13 | A-Jabbar/Robinson, 25 | Siegfried, 24 | 8,363 |
| 35 | 12/21 | Phoenix | W | 118-111 | 22-13 | Robinson, 25 | Hawkins, 28 | 10,201 |
| 36 | 12/26 | @ Detroit | W | 114-101 | 23-13 | Robinson, 26 | Bellamy/Walker, 26 | 9,402 |
| 37 | 12/27 | @ Cincinnati | L | 110-112 (OT) | 23-14 | Robinson, 42 | Robertson, 31 | 11,665 |
| 38 | 12/28 | Baltimore | W | 133-124 | 24-14 | Abdul-Jabbar, 35 | Loughery, 27 | 10,746* |
| 39 | 12/30 | @ Baltimore | W | 126-124 | 25-14 | Robinson, 35 | Monroe, 30 | 9,410 |
| 40 | 12/31 | San Diego | W | 143-126 | 26-14 | Abdul-Jabbar, 35 | Hayes, 26 | 10,050 |
| 41 | 1/2 | New York | W | 118-105 | 27-14 | Abdul-Jabbar, 41 | Frazier, 27 | 10,746* |
| 42 | 1/4 | Atlanta | L | 125-126 | 27-15 | Abdul-Jabbar, 33 | Caldwell, 26 | 10,675 |
| 43 | 1/7 | Cincinnati | W | 138-119 | 28-15 | Robinson, 36 | Foster, 32 | 8,058 |
| 44 | 1/9 | Phoenix | W | 120-116 | 29-15 | Robinson, 30 | Van Arsdale, 26 | 7,237 |
| 45 | 1/10 | Boston | W | 124-109 | 30-15 | Robinson, 31 | Johnson/White, 18 | 10,746* |
| 46 | 1/13 | @Cincinnati (Clev.) | W | 112-92 | 31-15 | A-Jabbar/McGlocklin, 28 | Foster, 21 | 11,197 |
| 47 | 1/14 | Los Angeles | W | 115-113 | 32-15 | Abdul-Jabbar, 46 | West, 34 | 8,520 |
| 48 | 1/17 | Chicago | L | 130-132 (OT) | 32-16 | Robinson, 34 | Haskins, 23 | 10,746* |
| 49 | 1/18 | San Francisco | W | 123-107 | 33-16 | McGlocklin, 29 | Williams, 26 | 9,188 |
| 50 | 1/22 | @San Diego (Hou.) | W | 115-106 | 34-16 | A-Jabbar/Robinson, 27 | Hayes, 29 | 21,619 |
| 51 | 1/24 | Cincinnati | W | 125-109 | 35-16 | Robinson, 33 | Van Arsdale, 25 | 10,746* |
| 52 | 1/25 | @ Atlanta | W | 131-116 | 36-16 | Robinson, 33 | Caldwell, 22 | 7,197 |
| 53 | 1/26 | Philadelphia | L | 103-122 | 36-17 | Abdul-Jabbar, 34 | Jones, 29 | 10,041 |
| 54 | 1/28 | @ Cincinnati | W | 126-114 | 37-17 | A-Jabbar/McGlocklin, 33 | Green, 25 | 8,187 |
| 55 | 1/30 | @ Chicago | W | 121-105 | 38-17 | Abdul-Jabbar, 27 | Love, 22 | 12,111 |
| 56 | 1/31 | @ Phoenix | W | 107-106 | 39-17 | Abdul-Aziz, 36 | Hawkins, 35 | 11,814 |
| 57 | 2/1 | @ Seattle | L | 116-118 | 39-18 | Robinson, 33 | Meschery, 27 | 12,660 |
| 58 | 2/4 | @ San Diego | W | 141-123 | 40-18 | Robinson, 30 | Hayes, 20 | 12,328 |
| 59 | 2/6 | @ Los Angeles | W | 118-105 | 41-18 | Abdul-Jabbar, 29 | Baylor, 27 | 17,519 |
| 60 | 2/8 | @ Baltimore | L | 106-120 | 41-19 | Abdul-Jabbar, 36 | Monroe, 23 | 8,130 |
| 61 | 2/10 | @ Philadelphia | W | 139-131 | 42-19 | Abdul-Jabbar, 36 | Cunningham/Greer, 28 | 7,403 |
| 62 | 2/11 | Phoenix | W | 127-120 | 43-19 | Abdul-Jabbar, 32 | Hawkins, 32 | 10,746* |
| 63 | 2/14 | Boston | W | 127-117 | 44-19 | Abdul-Jabbar, 41 | Havlicek, 38 | 10,746* |
| 64 | 2/15 | Los Angeles | L | 96-98 | 44-20 | McGlocklin, 21 | West, 28 | 10,746* |
| 65 | 2/18 | @ San Francisco | W | 109-102 | 45-20 | Abdul-Jabbar, 26 | Mullins, 26 | 5,807 |
| 66 | 2/20 | @ Los Angeles | L | 114-119 | 45-21 | Abdul-Jabbar, 31 | West, 37 | 17,460 |
| 67 | 2/21 | @ Seattle (Port.) | W | 140-127 | 46-21 | Abdul-Jabbar, 51 | Rule, 33 | 11,139 |
| 68 | 2/22 | @ Phoenix | W | 144-124 | 47-21 | Abdul-Jabbar, 34 | Hawkins, 25 | 11,541 |
| 69 | 2/24 | @ Detroit | L | 111-136 | 47-22 | Abdul-Jabbar, 46 | Walker, 30 | 5,935 |
| 70 | 2/25 | Baltimore | W | 115-113 | 48-22 | Abdul-Jabbar, 27 | Monroe, 27 | 10,746* |
| 71 | 2/27 | Detroit | W | 131-113 | 49-22 | Abdul-Jabbar, 33 | Walker, 21 | 9,106 |
| 72 | 3/1 | Cincinnati | W | 120-114 | 50-22 | Abdul-Jabbar, 32 | Robertson, 25 | 10,746* |
| 73 | 3/3 | Philadelphia | W | 127-116 | 51-22 | Abdul-Jabbar, 31 | Greer, 28 | 10,035 |
| 74 | 3/5 | Atlanta | L | 117-126 | 51-23 | Abdul-Jabbar, 39 | Caldwell, 29 | 10,746* |
| 75 | 3/6 | @ Detroit | W | 121-118 | 52-23 | Abdul-Jabbar, 38 | Bing, 42 | 9,016 |
| 76 | 3/8 | @ Boston | W | 138-134 | 53-23 | Abdul-Jabbar, 44 | Havlicek, 43 | 8,123 |
| 77 | 3/9 | Seattle | W | 124-105 | 54-23 | Abdul-Jabbar, 25 | Rule, 19 | 10,746* |
| 78 | 3/10 | @ Atlanta | L | 127-140 | 54-24 | Abdul-Jabbar, 40 | Hudson, 36 | 5,832 |
| 79 | 3/15 | Chicago (Mad.) | L | 107-130 | 54-25 | Abdul-Jabbar, 30 | Love, 47 | 9,272 |
| 80 | 3/18 | @ New York | W | 116-108 | 55-25 | Robinson, 29 | Russell, 18 | 19,500 |
| 81 | 3/20 | @ Philadelphia | W | 138-112 | 56-25 | Abdul-Jabbar, 41 | Greer, 25 | 11,327 |
| 82 | 3/22 | @ Chicago | L | 115-129 | 56-26 | Abdul-Jabbar, 27 | Love, 31 | 11,445 |

* denotes sellout

GENERAL
INFO

FRONT
OFFICE

PLAYERS

2011-12
SEASON

STATS &
RECORDS

HISTORY

NBA

OPPONENTS

MEDIA

1970-71 MILWAUKEE BUCKS



BACK ROW: Trainer Arnie Garber, Jeff Webb, Marvin Winkler, Dick Cunningham, Bob Greacen, McCoy McLemore, Assistant Coach Tom Nissalke. **FRONT ROW:** Bob Boozer, Greg Smith, Bob Dandridge, Oscar Robertson, Kareem Abdul-Jabbar, Jon McGlocklin, Lucius Allen, Head Coach Larry Costello. (Not Pictured: Bill Zopf)

REGULAR SEASON (66-16) - 1ST, MIDWEST DIVISION - PLAYOFFS (12-2) WESTERN CONFERENCE & NBA CHAMPIONS

| PLAYER | G-GS | MIN | FG-FGA | PCT | FT-FTA | PCT | OR | DR | TR | AST | PF-DQ | STL | BLK | PTS | AVG |
|----------------|-----------|--------------|------------------|-------------|------------------|-------------|----------|----------|-------------|-------------|----------------|----------|----------|-------------|--------------|
| Abdul-Jabbar | 82-82 | 3288 | 1063-1843 | .577 | 470-681 | .690 | - | - | 1311 | 272 | 264-4 | - | - | 2596 | 31.7 |
| Robertson | 81-81 | 3194 | 592-1193 | .496 | 385-453 | .850 | - | - | 462 | 668 | 203-0 | - | - | 1569 | 19.4 |
| Dandridge | 79-79 | 2862 | 594-1167 | .509 | 264-376 | .702 | - | - | 632 | 277 | 287-4 | - | - | 1452 | 18.4 |
| McGlocklin | 82-80 | 2891 | 574-1073 | .535 | 144-167 | .862 | - | - | 223 | 305 | 189-0 | - | - | 1292 | 15.8 |
| Smith | 82-79 | 2428 | 409-799 | .512 | 141-213 | .662 | - | - | 589 | 227 | 284-5 | - | - | 959 | 11.7 |
| McLemore (TOT) | 86-48 | 2254 | 303-787 | .385 | 204-261 | .782 | - | - | 568 | 206 | 235-2 | - | - | 810 | 9.4 |
| McLemore (MIL) | 28-1 | 415 | 49-133 | .368 | 34-41 | .829 | - | - | 105 | 30 | 66-1 | - | - | 132 | 4.7 |
| Boozer | 80-5 | 1775 | 290-645 | .450 | 148-181 | .818 | - | - | 435 | 128 | 216-0 | - | - | 728 | 9.1 |
| Freeman | 61-3 | 1162 | 178-398 | .447 | 77-110 | .700 | - | - | 152 | 161 | 108-0 | - | - | 433 | 7.1 |
| Allen | 41-0 | 335 | 62-122 | .508 | 28-38 | .737 | - | - | 98 | 31 | 63-0 | - | - | 152 | 3.7 |
| Winkler | 3-0 | 14 | 3-10 | .300 | 2-2 | 1.000 | - | - | 4 | 2 | 3-0 | - | - | 8 | 2.7 |
| Cunningham | 76-0 | 675 | 81-195 | .415 | 39-59 | .661 | - | - | 257 | 43 | 90-1 | - | - | 201 | 2.6 |
| Greacen | 2-0 | 43 | 1-12 | .083 | 3-7 | .429 | - | - | 6 | 13 | 7-0 | - | - | 5 | 2.5 |
| Webb | 29-0 | 300 | 27-78 | .346 | 11-15 | .733 | - | - | 24 | 19 | 33-0 | - | - | 65 | 2.2 |
| Zopf | 53-0 | 398 | 49-135 | .363 | 20-36 | .556 | - | - | 46 | 73 | 34-0 | - | - | 118 | 2.2 |
| BUCKS | 82 | 19780 | 3872-7803 | .509 | 1766-2379 | .742 | - | - | 4344 | 2249 | 1847-15 | - | - | 9710 | 118.4 |

HIGHLIGHTS:

- In the first season of the NBA's four-division alignment, the Bucks run away with the Midwest division, setting an NBA record (since broken) of 66 wins. The Bucks also set NBA records for home wins (34), road wins (28), field goal percentage (.509), field goals made (3,972) and assists (2,249).
- From Feb. 6-March 8, 1971, the Bucks win 20 straight games, an NBA record (since broken).
- Kareem Abdul-Jabbar is the league's MVP, leading the NBA in scoring with 31.7 ppg. He finishes second in FG percentage (.577) and fourth in rebounds (16.0).
- Oscar Robertson, in his first season with the Bucks, dishes a then-team-record 668 assists and is named an All-Star for the 11th consecutive year.
- On April 4, 1971, the Bucks beat San Francisco 136-86, marking their biggest playoff win.
- The Bucks dispatch San Francisco and Los Angeles in five games and blast Baltimore in four straight for the NBA Championship, marking only the second time in League history that the title series ends in a sweep.
- In winning the World Championship, the Bucks come further, faster, than any expansion team in the history of major professional sports.

PLAYOFF RECORD:

- Beat San Francisco, Conference Semifinals, 4-1
- Beat Los Angeles, Conference Finals, 4-1
- Beat Baltimore, NBA Championship Finals, 4-0

HONORS:

- Kareem Abdul-Jabbar - NBA Most Valuable Player, NBA All-Star Team, All-NBA Team, and All-Defensive Second Team
- Oscar Robertson - NBA All-Star Team and All-NBA Second Team

1970-71 MILWAUKEE BUCKS

REGULAR SEASON DAY-BY-DAY

| Gm | Date | Opponent | W-L | Score | Record | Bucks High Scorer | Opp. High Scorer | Atten. |
|----|-------|-------------------|-----|---------------|--------|--------------------------|-------------------------|---------|
| 1 | 10/17 | @ Atlanta | W | 107-98 | 1-0 | Abdul-Jabbar, 32 | Hudson, 27 | 7,197 |
| 2 | 10/20 | @ Detroit | L | 114-115 | 1-1 | Abdul-Jabbar, 38 | Bing, 37 | 11,316 |
| 3 | 10/24 | Baltimore | W | 122-120 (2OT) | 2-1 | Abdul-Jabbar, 39 | Unsold, 27 | 10,746* |
| 4 | 10/25 | Seattle | W | 126-107 | 3-1 | Abdul-Jabbar, 37 | Snyder, 24 | 9,340 |
| 5 | 10/27 | San Diego | W | 126-113 | 4-1 | Dandridge, 39 | Hayes, 34 | 9,565 |
| 6 | 10/31 | @ Cincinnati | W | 121-100 | 5-1 | Abdul-Jabbar, 28 | Van Arsdale, 22 | 9,634 |
| 7 | 11/4 | @ Cleveland | W | 110-108 | 6-1 | Abdul-Jabbar, 53 | Johnson, 27 | 3,575 |
| 8 | 11/8 | Phoenix | W | 125-105 | 7-1 | Dandridge, 32 | Van Arsdale, 23 | 10,746* |
| 9 | 11/11 | @ Boston | W | 123-113 | 8-1 | Abdul-Jabbar, 44 | Havlicek, 31 | 15,203 |
| 10 | 11/14 | @ Buffalo | W | 116-107 | 9-1 | Abdul-Jabbar, 27 | Kauffman, 23 | 10,248 |
| 11 | 11/15 | Baltimore | W | 105-90 | 10-1 | A-Jabbar/Robertson, 27 | Marin, 30 | 10,746* |
| 12 | 11/16 | San Francisco | W | 119-100 | 11-1 | Abdul-Jabbar, 31 | Thurmond, 25 | 10,247 |
| 13 | 11/18 | @ San Diego | W | 117-111 | 12-1 | Abdul-Jabbar, 25 | Adams, 23 | 8,958 |
| 14 | 11/20 | @ Los Angeles | W | 117-100 | 13-1 | Abdul-Jabbar, 29 | Chamberlain, 28 | 17,509 |
| 15 | 11/21 | @ San Francisco | W | 127-102 | 14-1 | Abdul-Jabbar, 28 | Thurmond, 30 | 8,204 |
| 16 | 11/22 | @ Portland | W | 126-104 | 15-1 | Abdul-Jabbar, 30 | McKenzie, 17 | 9,471 |
| 17 | 11/24 | @ Chicago | W | 117-108 | 16-1 | Abdul-Jabbar, 37 | Sloan, 23 | 11,331 |
| 18 | 11/25 | Detroit | W | 113-87 | 17-1 | Abdul-Jabbar, 31 | Moore, 17 | 10,746* |
| 19 | 11/27 | New York | L | 94-103 | 17-2 | Abdul-Jabbar, 33 | Reed, 34 | 10,746* |
| 20 | 11/28 | @ New York | L | 99-100 | 17-3 | Abdul-Jabbar, 35 | DeBusschere, 21 | 19,500 |
| 21 | 11/29 | Portland | W | 124-111 | 18-3 | Abdul-Jabbar, 33 | Ellis/Petrie, 27 | 9,849 |
| 22 | 12/3 | Chicago | W | 107-100 | 19-3 | A-Jabbar/Robertson, 22 | Love, 22 | 9,759 |
| 23 | 12/4 | Philadelphia | W | 128-122 (OT) | 20-3 | Abdul-Jabbar, 35 | Cunningham, 33 | 10,746* |
| 24 | 12/8 | Atlanta | W | 125-104 | 21-3 | Abdul-Jabbar, 24 | Hudson, 30 | 10,746* |
| 25 | 12/9 | @ Baltimore | L | 97-127 | 21-4 | Abdul-Jabbar, 24 | Unsold/Marin, 25 | 10,655 |
| 26 | 12/11 | Cleveland | W | 134-92 | 22-4 | Abdul-Jabbar, 34 | Wesley, 18 | 9,449 |
| 27 | 12/12 | @ Phoenix | L | 111-113 | 22-5 | Abdul-Jabbar, 36 | Van Arsdale, 26 | 11,002 |
| 28 | 12/13 | @ Seattle | W | 124-107 | 23-5 | Abdul-Jabbar, 40 | Kojis, 29 | 12,267 |
| 29 | 12/18 | Boston | W | 124-114 | 24-5 | Abdul-Jabbar, 40 | Havlicek, 25 | 10,746* |
| 30 | 12/19 | @ Cincinnati | L | 110-119 | 24-6 | Abdul-Jabbar, 35 | Lacey, 23 | 5,071 |
| 31 | 12/20 | Buffalo | W | 131-101 | 25-6 | Abdul-Jabbar, 27 | Davis, 23 | 10,174 |
| 32 | 12/21 | Los Angeles | W | 113-88 | 26-6 | Abdul-Jabbar, 37 | Chamberlain, 25 | 10,746* |
| 33 | 12/26 | San Francisco | W | 131-111 | 27-6 | Abdul-Jabbar, 34 | Thurmond, 25 | 10,746* |
| 34 | 12/28 | Cincinnati (Mad.) | W | 137-114 | 28-6 | Abdul-Jabbar, 29 | Robinson, 22 | 8,485 |
| 35 | 12/29 | @ Cleveland | W | 119-97 | 29-6 | A-Jabbar/Dandridge, 23 | Johnson, 22 | 7,682 |
| 36 | 12/30 | @ Philadelphia | L | 107-119 | 29-7 | Abdul-Jabbar, 30 | Cunningham, 37 | 14,835 |
| 37 | 1/2 | Cleveland | W | 118-73 | 30-7 | Abdul-Jabbar, 27 | Sorenson, 17 | 10,746* |
| 38 | 1/4 | Seattle | W | 124-110 | 31-7 | Abdul-Jabbar, 38 | Kojis, 24 | 8,835 |
| 39 | 1/6 | Chicago (Mad.) | W | 119-106 | 32-7 | Abdul-Jabbar, 24 | Love, 29 | 6,093 |
| 40 | 1/7 | New York | W | 116-106 | 33-7 | Robertson, 35 | Frazier, 23 | 10,746* |
| 41 | 1/9 | Detroit | W | 118-100 | 34-7 | Abdul-Jabbar, 27 | Bing, 25 | 10,746* |
| 42 | 1/10 | Baltimore | W | 151-99 | 35-7 | Dandridge, 34 | Johnson, 17 | 10,746* |
| 43 | 1/15 | Cincinnati | W | 135-116 | 36-7 | Abdul-Jabbar, 35 | Lacey, 27 | 10,746* |
| 44 | 1/16 | @ Chicago | W | 110-90 | 37-7 | Abdul-Jabbar, 25 | Love, 27 | 14,013 |
| 45 | 1/17 | Boston | W | 120-113 | 38-7 | Abdul-Jabbar, 44 | Nelson, 26 | 10,746* |
| 46 | 1/20 | @ Baltimore | W | 120-116 | 39-7 | Abdul-Jabbar, 39 | Monroe, 24 | 12,289 |
| 47 | 1/22 | Atlanta | L | 110-117 | 39-8 | Dandridge, 22 | Bellamy, 25 | 10,746* |
| 48 | 1/23 | Portland | W | 142-117 | 40-8 | Abdul-Jabbar, 44 | Schlueter, 20 | 10,746* |
| 49 | 1/24 | @ Atlanta | L | 142-120 | 41-8 | Dandridge, 33 | Maravich, 30 | 7,192 |
| 50 | 1/26 | @ New York | L | 98-107 | 41-9 | Abdul-Jabbar, 29 | Reed, 35 | 19,500 |
| 51 | 1/27 | @ Boston | W | 132-129 | 42-9 | Abdul-Jabbar, 53 | White, 30 | 8,097 |
| 52 | 1/29 | @ Philadelphia | W | 142-118 | 43-9 | Abdul-Jabbar, 31 | Clark/Greer, 21 | 15,244 |
| 53 | 1/31 | Detroit (Mad.) | W | 131-104 | 44-9 | Abdul-Jabbar, 28 | Bing, 26 | 9,035 |
| 54 | 2/2 | @ Portland | L | 111-123 | 44-10 | Abdul-Jabbar, 38 | Barnett, 27 | 9,040 |
| 55 | 2/3 | @ San Diego | W | 108-101 | 45-10 | Abdul-Jabbar, 25 | Hayes, 41 | 6,483 |
| 56 | 2/5 | @ Los Angeles | L | 93-116 | 45-11 | Abdul-Jabbar, 27 | Hairston, 24 | 17,505 |
| 57 | 2/6 | @ San Francisco | W | 111-85 | 46-11 | Dandridge/McGlocklin, 20 | Lucas, 17 | 13,298 |
| 58 | 2/8 | Phoenix | W | 118-94 | 47-11 | Abdul-Jabbar, 39 | Hawkins, 23 | 10,746* |
| 59 | 2/9 | @ Detroit | W | 107-106 | 48-11 | Abdul-Jabbar, 38 | Bing/Walker, 28 | 11,468 |
| 60 | 2/11 | Los Angeles | W | 122-88 | 49-11 | Abdul-Jabbar, 31 | Chamberlain, 25 | 10,746* |
| 61 | 2/13 | Chicago | W | 103-96 | 50-11 | Abdul-Jabbar, 35 | Walker, 32 | 10,746* |
| 62 | 2/14 | @ Atlanta | W | 124-88 | 51-11 | Abdul-Jabbar, 23 | Maravich, 15 | 7,192 |
| 63 | 2/16 | @ Buffalo | W | 135-103 | 52-11 | Abdul-Jabbar, 38 | May, 34 | 7,243 |
| 64 | 2/17 | Phila. (Mad.) | W | 119-114 | 53-11 | Abdul-Jabbar, 41 | Cunningham, 26 | 8,133 |
| 65 | 2/19 | @ Seattle | W | 128-112 | 54-11 | Abdul-Jabbar, 42 | Snyder, 31 | 12,685 |
| 66 | 2/20 | @ San Francisco | W | 104-96 | 55-11 | McGlocklin, 28 | Thurmond, 30 | 9,145 |
| 67 | 2/21 | @ Phoenix | W | 125-97 | 56-11 | Abdul-Jabbar, 36 | Van Arsdale, 21 | 12,371 |
| 68 | 2/23 | San Francisco | W | 118-107 | 57-11 | Robertson, 26 | Jones, 31 | 10,746* |
| 69 | 2/24 | San Diego | W | 139-104 | 58-11 | Dandridge, 33 | Hayes, 23 | 10,746* |
| 70 | 2/26 | Cincinnati | W | 135-111 | 59-11 | 3 players, 24 | Paulk, 24 | 10,746* |
| 71 | 2/28 | @ Boston | W | 111-99 | 60-11 | Abdul-Jabbar, 26 | Cowens, 36 | 10,880 |
| 72 | 3/1 | Philadelphia | W | 127-103 | 61-11 | A-Jabbar/Robertson, 29 | Clark, 20 | 10,746* |
| 73 | 3/3 | Los Angeles | W | 112-97 | 62-11 | Robertson, 24 | Goodrich, 25 | 10,746* |
| 74 | 3/4 | Buffalo | W | 116-113 | 63-11 | Robertson, 32 | Kauffman, 26 | 10,746* |
| 75 | 3/5 | @ Detroit | W | 108-95 | 64-11 | Abdul-Jabbar, 34 | Bing, 39 | 11,192 |
| 76 | 3/8 | Seattle | W | 104-99 | 65-11 | Abdul-Jabbar, 32 | Haywood, 30 | 10,746* |
| 77 | 3/9 | @ Chicago | L | 103-110 (OT) | 65-12 | Abdul-Jabbar, 39 | Love, 23 | 16,277 |
| 78 | 3/13 | @ New York | L | 103-108 | 65-13 | Abdul-Jabbar, 34 | DeBusschere, 33 | 19,500 |
| 79 | 3/14 | Phoenix (Mad.) | L | 113-125 | 65-14 | Abdul-Jabbar, 38 | Hawkins, 27 | 9,035 |
| 80 | 3/16 | @ Phoenix | W | 119-111 | 66-14 | Abdul-Jabbar, 48 | Hawkins/Van Arsdale, 28 | 11,640 |
| 81 | 3/18 | @ Seattle | L | 121-122 | 66-15 | Abdul-Jabbar, 39 | Smith, 28 | 8,970 |
| 82 | 3/19 | @ San Diego | L | 99-111 | 66-16 | Abdul-Jabbar, 22 | Trapp, 24 | 10,256 |

* denotes sellout

GENERAL
INFO

FRONT
OFFICE

PLAYERS

2011-12
SEASON

STATS &
RECORDS

HISTORY

NBA

OPPONENTS

MEDIA

1971-72 MILWAUKEE BUCKS



BACK ROW: Charles Lowery, Wali Jones, Barry Nelson, Toby Kimball, John Block, Trainer Arnie Garber. **FRONT ROW:** Jon McGlocklin, Bob Dandridge, Kareem Abdul-Jabbar, Oscar Robertson, Lucius Allen, Curtis Perry, Head Coach Larry Costello.

REGULAR SEASON (63-19) - 1ST, MIDWEST DIVISION - PLAYOFFS (6-5)

| PLAYER | G-GS | MIN | FG-FGA | PCT | FT-FTA | PCT | OR | DR | TR | AST | PF-DQ | STL | BLK | PTS | AVG |
|--------------|-----------|--------------|------------------|-------------|------------------|-------------|----------|----------|-------------|-------------|----------------|-------------|----------|-------------|--------------|
| Abdul-Jabbar | 81-81 | 3583 | 1159-2019 | .574 | 504-732 | .689 | - | - | 1346 | 370 | 235-1 | - | - | 2822 | 34.8 |
| Dandridge | 80-80 | 2957 | 630-1264 | .498 | 215-291 | .739 | - | - | 613 | 249 | 297-7 | - | - | 1475 | 18.4 |
| Robertson | 64-60 | 2390 | 419-887 | .472 | 276-330 | .836 | - | - | 323 | 491 | 116-0 | - | - | 1114 | 17.4 |
| Allen | 80-58 | 2316 | 441-874 | .505 | 198-259 | .764 | - | - | 254 | 333 | 214-2 | - | - | 1080 | 13.5 |
| McGlocklin | 80-46 | 2213 | 374-733 | .510 | 109-126 | .865 | - | - | 181 | 231 | 146-0 | - | - | 857 | 10.7 |
| Block | 79-6 | 1524 | 233-530 | .440 | 206-275 | .749 | - | - | 410 | 95 | 213-4 | - | - | 672 | 8.5 |
| Smith | 28-25 | 737 | 97-198 | .490 | 41-58 | .707 | - | - | 161 | 63 | 92-1 | - | - | 235 | 8.4 |
| Jones | 48-0 | 1030 | 144-354 | .407 | 74-90 | .822 | - | - | 75 | 141 | 112-0 | - | - | 382 | 7.5 |
| Perry (TOT) | 75-50 | 1826 | 181-486 | .372 | 76-119 | .639 | - | - | 593 | 100 | 261-14 | - | - | 438 | 5.8 |
| Perry (MIL) | 50-45 | 1471 | 143-371 | .385 | 64-95 | .674 | - | - | 471 | 78 | 214-13 | - | - | 350 | 7.0 |
| Kimball | 74-9 | 971 | 107-229 | .467 | 44-81 | .543 | - | - | 312 | 60 | 137-0 | - | - | 258 | 3.5 |
| McLemore | 10-0 | 99 | 9-28 | .321 | 11-12 | .917 | - | - | 34 | 12 | 18-0 | - | - | 29 | 2.9 |
| Lowery | 20-0 | 134 | 17-38 | .447 | 11-18 | .611 | - | - | 19 | 14 | 16-1 | - | - | 45 | 2.3 |
| Dinwiddie | 23-0 | 144 | 16-57 | .281 | 5-9 | .556 | - | - | 32 | 9 | 23-0 | - | - | 37 | 1.6 |
| Webb | 19-0 | 109 | 9-35 | .257 | 11-13 | .846 | - | - | 18 | 7 | 8-0 | - | - | 29 | 1.5 |
| Nelson | 28-0 | 102 | 15-36 | .417 | 5-10 | .500 | - | - | 20 | 7 | 21-0 | - | - | 35 | 1.3 |
| BUCKS | 82 | 19780 | 3813-7663 | .498 | 1774-2399 | .739 | - | - | 4289 | 2180 | 1862-29 | 1632 | - | 9400 | 114.6 |

HIGHLIGHTS:

- Prior to the season, Lew Alcindor has his name legally changed to Kareem Abdul-Jabbar.
- Abdul-Jabbar enjoys his second straight MVP season, averaging a league-best 34.8 ppg and 16.6 rpg (third in NBA).
- On December 10, 1971, Abdul-Jabbar scores 55 points vs. Boston, a team record. Abdul-Jabbar sets seven other club records - FGA, game (39 vs. Los Angeles, March 17, 1972); points, season (2,822); scoring average (34.8); FGM, season (1,159); FGA, season (2,019); total rebounds, season (1,346); and minutes, season (3,583).
- On January 9, 1972, the Bucks defeat the LA Lakers 120-104, snapping LA's 33-game winning streak.
- On February 4, Oscar Robertson strains a leg muscle and misses 17 games down the stretch.
- After disposing of Golden State in the first round of the playoffs, the Bucks face the Lakers for the Western Conference championship, falling in six games.
- Abdul-Jabbar sets team single-game playoff mark for field goal attempts (37) vs. Los Angeles April 14, 1972.
- The Bucks set playoff single-game franchise records for field goal attempts - 115 vs. Los Angeles April 22, 1972 and rebounds - 75 vs. Los Angeles on April 16, 1972.

PLAYOFF RECORD:

- Beat Golden State, Conference Semifinals, 4-1
- Lost to Los Angeles, Conference Finals, 2-4

HONORS:

- Kareem Abdul-Jabbar - NBA Most Valuable Player, NBA All-Star Team and All-NBA Team
- Oscar Robertson - NBA All-Star Team

1971-72 MILWAUKEE BUCKS

REGULAR SEASON DAY-BY-DAY

| Gm | Date | Opponent | W-L | Score | Record | Bucks High Scorer | Opp. High Scorer | Atten. |
|----|-------|---------------------|-----|---------|------------|-------------------|-----------------------|---------|
| 1 | 10/14 | @ Phoenix | W | 110-97 | 1-0 | Abdul-Jabbar, 31 | Hawkins, 25 | 9,164 |
| 2 | 10/16 | @ Seattle | W | 98-91 | 2-0 | A-J/Dandridge, 25 | Haywood, 23 | 13,100 |
| 3 | 10/17 | @ Portland | W | 127-94 | 3-0 | Abdul-Jabbar, 25 | Wicks, 23 | 5,713 |
| 4 | 10/19 | Cleveland | W | 116-82 | 4-0 | Abdul-Jabbar, 24 | B. Smith, 26 | 10,746* |
| 5 | 10/22 | Buffalo | W | 124-105 | 5-0 | Abdul-Jabbar, 38 | Garrett, 19 | 9,134 |
| 6 | 10/23 | @ Philadelphia | W | 110-88 | 6-0 | Abdul-Jabbar, 40 | Foster, 17 | 15,304 |
| 7 | 10/26 | Baltimore | W | 120-90 | 7-0 | Dandridge, 27 | Clark, 18 | 10,139 |
| 8 | 10/29 | @ Boston | L | 114-125 | 7-1 | Abdul-Jabbar, 43 | Cowens, 37 | 12,452 |
| 9 | 10/31 | @ Cleveland | W | 118-102 | 8-1 | Abdul-Jabbar, 35 | Johnson, 19 | 4,456 |
| 10 | 11/5 | @ Chicago | W | 104-102 | 9-1 | Abdul-Jabbar, 33 | Weiss, 30 | 16,666 |
| 11 | 11/6 | Detroit | W | 106-78 | 10-1 | Abdul-Jabbar, 29 | Lanier, 22 | 10,746* |
| 12 | 11/9 | Phoenix | W | 118-113 | 11-1 | Abdul-Jabbar, 44 | Hawkins, 28 | 10,039 |
| 13 | 11/10 | @ Atlanta | W | 116-110 | 12-1 | Abdul-Jabbar, 33 | Hudson, 41 | 6,916 |
| 14 | 11/12 | Houston | W | 111-102 | 13-1 | Abdul-Jabbar, 31 | Lantz, 26 | 10,461 |
| 15 | 11/13 | @ Buffalo | W | 127-106 | 14-1 | Abdul-Jabbar, 29 | Kauffman, 44 | 17,241 |
| 16 | 11/14 | Philadelphia (Mad.) | W | 125-114 | 15-1 | Abdul-Jabbar, 46 | Cunningham, 32 | 7,552 |
| 17 | 11/16 | @ Portland | W | 125-105 | 16-1 | Abdul-Jabbar, 33 | Wicks, 20 | 6,347 |
| 18 | 11/19 | @ Seattle | W | 108-107 | 17-1 | Abdul-Jabbar, 36 | Haywood, 36 | 12,914 |
| 19 | 11/20 | @ Golden State | L | 100-107 | 17-2 | Robertson, 25 | Russell, 28 | 13,502 |
| 20 | 11/21 | @ Los Angeles | L | 105-112 | 17-3 | Abdul-Jabbar, 39 | Goodrich, 27 | 17,505 |
| 21 | 11/23 | @ Detroit | W | 112-104 | 18-3 | Abdul-Jabbar, 34 | Lanier, 28 | 10,011 |
| 22 | 11/24 | Atlanta | W | 141-107 | 19-3 | Abdul-Jabbar, 33 | Bellamy, 26 | 10,746* |
| 23 | 11/26 | Portland | W | 120-105 | 20-3 | Abdul-Jabbar, 30 | Wicks, 30 | 10,746* |
| 24 | 11/27 | @ Cincinnati | W | 114-81 | 21-3 | Robertson, 25 | Archibald, 25 | 8,858 |
| 25 | 11/30 | Golden State | L | 103-104 | 21-4 | Abdul-Jabbar, 30 | Ellis, 25 | 9,838 |
| 26 | 12/3 | Cincinnati | W | 120-82 | 22-4 | Dandridge, 25 | Archibald, 25 | 9,169 |
| 27 | 12/4 | Chicago | W | 108-105 | 23-4 | Abdul-Jabbar, 41 | Walker, 28 | 10,746* |
| 28 | 12/7 | Seattle | W | 116-83 | 24-4 | Abdul-Jabbar, 29 | Smith, 21 | 9,061 |
| 29 | 12/10 | Boston | W | 120-104 | 25-4 | Abdul-Jabbar, 55 | Havlicek, 32 | 10,746* |
| 30 | 12/11 | @ Baltimore | W | 107-101 | 26-4 | Abdul-Jabbar, 39 | Marin, 25 | 7,421 |
| 31 | 12/14 | Houston | W | 106-98 | 27-4 | Robertson, 29 | Meely, 20 | 8,914 |
| 32 | 12/15 | Buffalo (Mad.) | W | 122-108 | 28-4 | Abdul-Jabbar, 35 | Kauffman, 29 | 5,661 |
| 33 | 12/17 | Seattle | W | 120-113 | 29-4 | Abdul-Jabbar, 44 | Haywood, 36 | 9,360 |
| 34 | 12/19 | Baltimore | W | 111-96 | 30-4 | Abdul-Jabbar, 34 | Clark, 22 | 10,746* |
| 35 | 12/22 | Boston (Mad.) | L | 98-104 | 30-5 | Abdul-Jabbar, 30 | Havlicek, 26 | 9,035 |
| 36 | 12/25 | @ Detroit | L | 118-120 | 30-6 | Abdul-Jabbar, 38 | Lanier, 35 | 6,364 |
| 37 | 12/26 | Atlanta | W | 114-92 | 31-6 | Abdul-Jabbar, 24 | Hudson, 27 | 10,746* |
| 38 | 12/28 | @ Chicago | L | 105-116 | 31-7 | Abdul-Jabbar, 35 | Love, 41 | 19,497 |
| 39 | 12/29 | Portland | W | 123-84 | 32-7 | Abdul-Jabbar, 32 | Schlueter, 18 | 10,363 |
| 40 | 1/3 | @ New York | L | 99-101 | 32-8 | Abdul-Jabbar, 38 | Frazier, 31 | 19,588 |
| 41 | 1/4 | New York | W | 121-100 | 33-8 | Abdul-Jabbar, 36 | Frazier, 21 | 10,746* |
| 42 | 1/5 | @ Cincinnati | W | 115-106 | 34-8 | Abdul-Jabbar, 40 | Lacey, 23 | 4,007 |
| 43 | 1/8 | Detroit | W | 136-119 | 35-8 | Abdul-Jabbar, 36 | Lanier, 28 | 10,746* |
| 44 | 1/9 | Los Angeles | W | 120-104 | 36-8 | Abdul-Jabbar, 39 | West, 20 | 10,746* |
| 45 | 1/11 | Phoenix | L | 114-115 | 36-9 | Abdul-Jabbar, 27 | Walk, 42 | 10,111 |
| 46 | 1/12 | @ Atlanta | L | 102-104 | 36-10 | Abdul-Jabbar, 26 | Bellamy, 29 | 7,105 |
| 47 | 1/14 | Chicago | W | 104-77 | 37-10 | Abdul-Jabbar, 31 | Walker, 17 | 10,746* |
| 48 | 1/16 | Portland | W | 126-97 | 38-10 | Abdul-Jabbar, 29 | Wicks, 25 | 10,331 |
| 49 | 1/21 | Cleveland | W | 120-91 | 39-10 | Abdul-Jabbar, 29 | Smith, 19 | 10,061 |
| 50 | 1/23 | Atlanta | L | 113-118 | 39-11 | Abdul-Jabbar, 33 | Maravich, 35 | 10,746* |
| 51 | 1/25 | Seattle | W | 123-91 | 40-11 | Abdul-Jabbar, 30 | Haywood, 15 | 9,046 |
| 52 | 1/26 | @ Detroit | W | 120-94 | 41-11 | Abdul-Jabbar, 34 | Dischinger/Lanier, 15 | 6,927 |
| 53 | 1/28 | @ Philadelphia | W | 127-118 | 42-11 | Abdul-Jabbar, 34 | Cunningham, 39 | 11,496 |
| 54 | 1/30 | Baltimore | W | 116-112 | 43-11 | Abdul-Jabbar, 39 | Clark, 24 | 13,587 |
| 55 | 2/1 | @ Golden State | W | 108-97 | 44-11 | Robertson, 33 | Mullins, 23 | 9,018 |
| 56 | 2/2 | @ Phoenix | W | 106-103 | 45-11 | Abdul-Jabbar, 45 | Hawkins, 37 | 9,365 |
| 57 | 2/4 | @ Los Angeles | L | 105-118 | 45-12 | Abdul-Jabbar, 40 | West, 37 | 17,505 |
| 58 | 2/5 | @ Houston | W | 119-112 | 46-12 | Abdul-Jabbar, 41 | Lantz, 30 | 10,218 |
| 59 | 2/8 | @ Buffalo | W | 126-108 | 47-12 | Abdul-Jabbar, 31 | Hilton, 30 | 11,472 |
| 60 | 2/9 | @ Cleveland | W | 126-121 | 48-12 | Abdul-Jabbar, 53 | Wesley, 23 | 6,303 |
| 61 | 2/11 | New York | L | 107-113 | 48-13 | Abdul-Jabbar, 37 | Lucas, 29 | 10,746* |
| 62 | 2/12 | Golden State | W | 123-100 | 49-13 | Abdul-Jabbar, 34 | Thurmond, 25 | 10,746* |
| 63 | 2/13 | @ Boston | W | 117-109 | 50-13 | Abdul-Jabbar, 51 | White, 31 | 15,315 |
| 64 | 2/17 | @ Cincinnati | W | 111-97 | 51-13 | Abdul-Jabbar, 34 | Archibald, 30 | 4,480 |
| 65 | 2/18 | Philadelphia | L | 126-132 | 51-14 | Abdul-Jabbar, 53 | Carter, 41 | 10,746 |
| 66 | 2/19 | @ Chicago | L | 97-104 | 51-15 | Abdul-Jabbar, 31 | Sloan, 23 | 18,130 |
| 67 | 2/20 | Chicago | W | 103-100 | 52-15 | Abdul-Jabbar, 44 | Love, 19 | 10,746* |
| 68 | 2/23 | @ Baltimore | W | 113-105 | 53-15 | Abdul-Jabbar, 35 | Clark, 23 | 4,648 |
| 69 | 2/26 | Phoenix (Mad.) | W | 119-117 | (OT) 54-15 | Abdul-Jabbar, 44 | Walk, 28 | 9,371 |
| 70 | 2/29 | Detroit | W | 131-113 | 55-15 | Abdul-Jabbar, 33 | Lanier, 35 | 10,746* |
| 71 | 3/1 | Los Angeles (Mad.) | L | 108-109 | 55-16 | Abdul-Jabbar, 33 | West, 28 | 9,227 |
| 72 | 3/3 | @ Philadelphia | W | 94-81 | 56-16 | Abdul-Jabbar, 27 | Wohl, 17 | 10,061 |
| 73 | 3/6 | Boston | W | 132-127 | 57-16 | Abdul-Jabbar, 45 | Havlicek, 34 | 10,746* |
| 74 | 3/7 | @ New York | L | 101-110 | 57-17 | Abdul-Jabbar, 35 | Lucas, 30 | 19,588 |
| 75 | 3/12 | @ Seattle | W | 109-99 | 58-17 | Abdul-Jabbar, 30 | Winfield, 20 | 13,129 |
| 76 | 3/14 | @ Portland | W | 109-98 | 59-17 | Abdul-Jabbar, 36 | Wicks, 28 | 8,080 |
| 77 | 3/15 | @ Phoenix | L | 106-110 | 59-18 | Abdul-Jabbar, 36 | Hawkins, 27 | 11,090 |
| 78 | 3/17 | @ Los Angeles | L | 107-123 | 59-19 | Abdul-Jabbar, 42 | McMillan, 27 | 17,505 |
| 79 | 3/18 | @ Houston | W | 120-106 | 60-19 | Abdul-Jabbar, 42 | Hayes, 39 | 8,825 |
| 80 | 3/21 | Houston | W | 111-94 | 61-19 | Abdul-Jabbar, 37 | Murphy, 31 | 10,746* |
| 81 | 3/24 | New York | W | 131-88 | 62-19 | L. Allen, 28 | Monroe/Jackson, 12 | 10,746* |
| 82 | 3/25 | Cincinnati | W | 119-95 | 63-19 | Abdul-Jabbar, 39 | Archibald, 22 | 10,746* |

* denotes sellout

GENERAL
INFO

FRONT
OFFICE

PLAYERS

2011-12
SEASON

STATS &
RECORDS

HISTORY

NBA

OPPONENTS

MEDIA

1972-73 MILWAUKEE BUCKS



BACK ROW: Assistant Coach Hubie Brown, Russell Lee, Chuck Terry, Dick Cunningham, Mickey Davis, Terry Driscoll, Trainer Bill Bates, R.P.T. **FRONT ROW:** Jon McGlocklin, Bob Dandridge, Kareem Abdul-Jabbar, Oscar Robertson, Lucius Allen, Curtis Perry, Head Coach Larry Costello.

REGULAR SEASON (60-22) - 1ST, MIDWEST DIVISION - PLAYOFFS (2-4)

| PLAYER | G-GS | MIN | FG-FGA | PCT | FT-FTA | PCT | OR | DR | TR | AST | PF-DQ | STL | BLK | PTS | AVG |
|----------------|-----------|--------------|------------------|-------------|------------------|-------------|----------|----------|-------------|-------------|----------------|----------|----------|-------------|--------------|
| Abdul-Jabbar | 76-76 | 3254 | 982-1772 | .554 | 328-460 | .713 | - | - | 1224 | 379 | 208-0 | - | - | 2292 | 30.2 |
| Dandridge | 73-73 | 2852 | 638-1353 | .472 | 198-251 | .789 | - | - | 600 | 207 | 279-2 | - | - | 1474 | 20.2 |
| Robertson | 73-69 | 2737 | 446-983 | .454 | 238-281 | .847 | - | - | 360 | 551 | 167-0 | - | - | 1130 | 15.5 |
| Allen | 80-78 | 2693 | 547-1130 | .484 | 143-200 | .715 | - | - | 279 | 426 | 188-1 | - | - | 1237 | 15.5 |
| McGlocklin | 80-15 | 1951 | 351-699 | .502 | 63-73 | .863 | - | - | 158 | 236 | 119-0 | - | - | 765 | 9.6 |
| Perry | 67-62 | 2094 | 265-575 | .461 | 83-126 | .659 | - | - | 644 | 123 | 246-6 | - | - | 613 | 9.1 |
| Driscoll (TOT) | 60-19 | 964 | 140-327 | .428 | 43-62 | .694 | - | - | 300 | 55 | 144-3 | - | - | 323 | 5.4 |
| Driscoll (MIL) | 59-19 | 959 | 140-326 | .429 | 43-62 | .694 | - | - | 297 | 55 | 143-3 | - | - | 323 | 5.5 |
| Davis | 74-9 | 1046 | 152-347 | .438 | 76-92 | .826 | - | - | 226 | 72 | 119-0 | - | - | 380 | 5.1 |
| Jones | 27-3 | 419 | 59-145 | .407 | 16-18 | .889 | - | - | 29 | 56 | 39-0 | - | - | 134 | 5.0 |
| Gregor | 9-0 | 88 | 11-33 | .333 | 5-7 | .714 | - | - | 32 | 9 | 9-0 | - | - | 27 | 3.0 |
| Lee | 46-0 | 277 | 49-127 | .386 | 32-43 | .744 | - | - | 43 | 38 | 36-0 | - | - | 130 | 2.8 |
| Cunningham | 74-6 | 692 | 64-156 | .410 | 29-50 | .580 | - | - | 208 | 34 | 94-0 | - | - | 157 | 2.1 |
| Terry | 67-0 | 693 | 55-162 | .340 | 17-24 | .708 | - | - | 145 | 40 | 116-1 | - | - | 127 | 1.9 |
| BUCKS | 82 | 19765 | 3769-7808 | .481 | 1271-1687 | .763 | - | - | 4246 | 2226 | 1763-13 | - | - | 8789 | 107.2 |

HIGHLIGHTS:

- Prior to the season, on August 18, Abdul-Jabbar signs four-year contract extension.
- The Bucks become the first team in NBA history to post 60 or more wins in three consecutive seasons.
- Abdul-Jabbar sets a team record with 24 field goals vs. Houston at Madison January 25, 1973.
- Abdul-Jabbar finishes the season ranked second in scoring (30.2 ppg) and fourth in rebounding (16.1 rpg). In late March, he scores the 10,000th point of his career in only his fourth NBA season.
- Bob Dandridge is named to his first NBA All-Star team, joining Abdul-Jabbar on the West squad.
- The Bucks set an NBA record with 14 consecutive wins to end the regular season.
- In the postseason, the Bucks were surprised by a deep Golden State team, 4-2, in the opening round.

PLAYOFF RECORD:

- Lost to Golden State, Conference Semifinals, 2-4

HONORS:

- Kareem Abdul-Jabbar - NBA All-Star Team and All-NBA Team
- Bob Dandridge - NBA All-Star Team

1972-73 MILWAUKEE BUCKS

REGULAR SEASON DAY-BY-DAY

| Gm | Date | Opponent | W-L | Score | Record | Bucks High Scorer | Opp. High Scorer | Atten. |
|----|-------|------------------|-----|---------|--------|-------------------------|------------------|---------|
| 1 | 10/13 | @ Phoenix | W | 117-105 | 1-0 | Abdul-Jabbar, 41 | Scott, 26 | 12,408 |
| 2 | 10/14 | @ Golden State | W | 81-77 | 2-0 | Abdul-Jabbar, 27 | Russell, 20 | 9,926 |
| 3 | 10/17 | @ Portland | L | 108-111 | 2-1 | Abdul-Jabbar, 49 | Wicks, 33 | 7,828 |
| 4 | 10/20 | Detroit | W | 109-86 | 3-1 | Dandridge, 27 | Rowe, 21 | 8,976 |
| 5 | 10/21 | @ Buffalo | W | 91-63 | 4-1 | Robertson, 27 | Hummer, 12 | 8,439 |
| 6 | 10/22 | @ Cleveland | W | 104-84 | 5-1 | Dandridge, 27 | 3 players, 14 | 4,876 |
| 7 | 10/25 | Buffalo | W | 109-92 | 6-1 | Abdul-Jabbar, 25 | E. Smith, 28 | 8,217 |
| 8 | 10/26 | @ Kansas City | W | 114-107 | 7-1 | Dandridge, 33 | Archibald, 28 | 7,659 |
| 9 | 10/28 | @ Philadelphia | W | 96-92 | 8-1 | Abdul-Jabbar, 23 | Carter, 20 | 7,837 |
| 10 | 11/4 | Phoenix | L | 104-105 | 8-2 | Abdul-Jabbar, 22 | Scott/Walk, 20 | 10,746* |
| 11 | 11/5 | Philadelphia | W | 131-113 | 9-2 | Dandridge, 26 | Carter, 29 | 7,389 |
| 12 | 11/8 | Seattle | W | 116-103 | 10-2 | Abdul-Jabbar, 29 | Haywood, 29 | 7,378 |
| 13 | 11/10 | Baltimore | W | 120-82 | 11-2 | Allen, 24 | Hayes, 25 | 10,485 |
| 14 | 11/11 | @ Atlanta | L | 102-111 | 11-3 | Abdul-Jabbar, 35 | Hudson, 32 | 14,344 |
| 15 | 11/14 | Los Angeles | L | 92-95 | 11-4 | Abdul-Jabbar, 37 | West, 26 | 10,746* |
| 16 | 11/17 | @ Boston | W | 95-88 | 12-4 | Abdul-Jabbar, 32 | Havlicek, 30 | 15,316 |
| 17 | 11/18 | @ New York | L | 87-88 | 12-5 | Abdul-Jabbar, 32 | Monroe, 22 | 19,694 |
| 18 | 11/21 | Boston | L | 102-116 | 12-6 | Abdul-Jabbar, 33 | Havlicek, 27 | 10,587 |
| 19 | 11/24 | K.C. - Omaha | W | 115-106 | 13-6 | Abdul-Jabbar, 26 | Archibald, 26 | 10,746* |
| 20 | 11/25 | @ Baltimore | W | 101-91 | 14-6 | Abdul-Jabbar, 28 | Hayes, 31 | 8,485 |
| 21 | 11/26 | Atlanta | W | 108-96 | 15-6 | Dandridge, 29 | Maravich, 23 | 10,078 |
| 22 | 11/29 | Chicago | W | 105-97 | 16-6 | Abdul-Jabbar, 27 | Weiss/Heard, 18 | 10,598 |
| 23 | 12/1 | New York | W | 100-74 | 17-6 | Abdul-Jabbar, 40 | Monroe, 17 | 10,746* |
| 24 | 12/3 | @ Phoenix | W | 119-101 | 18-6 | Abdul-Jabbar, 33 | Hawkins, 19 | 8,531 |
| 25 | 12/5 | @ Los Angeles | L | 94-116 | 18-7 | Abdul-Jabbar, 29 | Goodrich, 24 | 17,505 |
| 26 | 12/6 | @ Seattle | L | 91-95 | 18-8 | Abdul-Jabbar, 38 | Haywood, 32 | 8,953 |
| 27 | 12/8 | Golden State | W | 124-91 | 19-8 | Abdul-Jabbar, 19 | Barry, 26 | 9,764 |
| 28 | 12/9 | Detroit | L | 103-107 | 19-9 | Abdul-Jabbar, 31 | Lanier, 22 | 9,378 |
| 29 | 12/12 | @ Portland | W | 115-94 | 20-9 | Abdul-Jabbar, 35 | Davis, 17 | 5,106 |
| 30 | 12/13 | @ Seattle | W | 104-103 | 21-9 | Dandridge/Robertson, 25 | Haywood, 38 | 8,036 |
| 31 | 12/15 | Cleveland | W | 98-82 | 22-9 | Dandridge, 18 | Davis, 17 | 7,428 |
| 32 | 12/19 | Seattle | W | 121-77 | 23-9 | Abdul-Jabbar, 33 | Brisker, 15 | 7,407 |
| 33 | 12/20 | Portland | W | 123-104 | 24-9 | Abdul-Jabbar, 44 | Wicks, 32 | 8,180 |
| 34 | 12/23 | Boston | W | 104-98 | 25-9 | Abdul-Jabbar, 26 | Havlicek, 24 | 10,746* |
| 35 | 12/25 | @ K.C. - Omaha | W | 104-99 | 26-9 | Abdul-Jabbar, 32 | Archibald, 20 | 8,636 |
| 36 | 12/26 | @ Detroit | L | 105-112 | 26-10 | Abdul-Jabbar, 43 | Lantz, 37 | 11,255 |
| 37 | 12/28 | Detroit | W | 115-91 | 27-10 | Abdul-Jabbar, 44 | Bing, 28 | 10,485 |
| 38 | 12/29 | @ Houston | W | 114-101 | 28-10 | Abdul-Jabbar, 39 | Marin, 25 | 9,373 |
| 39 | 12/30 | @ Chicago | L | 92-99 | 28-11 | Allen, 26 | Love, 28 | 19,500 |
| 40 | 1/1 | Baltimore | L | 87-88 | 28-12 | Abdul-Jabbar, 27 | Riordan, 23 | 7,628 |
| 41 | 1/2 | @ New York | L | 92-102 | 28-13 | Abdul-Jabbar, 38 | Bradley, 22 | 19,694 |
| 42 | 1/3 | Atlanta | W | 105-97 | 29-13 | Abdul-Jabbar, 26 | Bellamy, 22 | 10,563 |
| 43 | 1/6 | Buffalo | W | 110-96 | 30-13 | Abdul-Jabbar, 37 | R. Smith, 21 | 9,587 |
| 44 | 1/7 | Los Angeles | W | 99-92 | 31-13 | Abdul-Jabbar, 37 | McMillan, N/A | 10,746* |
| 45 | 1/12 | K.C. - Omaha | W | 117-98 | 32-13 | Abdul-Jabbar, 38 | Archibald, 19 | 10,725 |
| 46 | 1/14 | Chicago | W | 100-95 | 33-13 | Abdul-Jabbar, 35 | Sloan/Walker, 20 | 10,746* |
| 47 | 1/16 | Philadelphia | W | 108-92 | 34-13 | Abdul-Jabbar, 28 | Carter, 21 | 9,003 |
| 48 | 1/19 | Portland | W | 108-105 | 35-13 | Dandridge, 31 | Wicks, 31 | 8,452 |
| 49 | 1/21 | Golden State | W | 124-108 | 36-13 | Abdul-Jabbar, 27 | Mullins, 17 | 10,746* |
| 50 | 1/25 | Houston (Mad.) | L | 125-129 | 36-14 | Abdul-Jabbar, 48 | Tomjanovich, 29 | 6,898 |
| 51 | 1/26 | @ Detroit | W | 117-105 | 37-14 | Abdul-Jabbar, 35 | Rowe, 30 | 9,917 |
| 52 | 1/30 | @ Cleveland | L | 98-112 | 37-15 | Abdul-Jabbar, 28 | Davis, 23 | 5,103 |
| 53 | 2/2 | @ Buffalo | W | 114-108 | 38-15 | Abdul-Jabbar, 38 | R. Smith, 27 | 10,121 |
| 54 | 2/4 | @ Chicago | L | 99-121 | 38-16 | Abdul-Jabbar, 24 | Love, 49 | 13,528 |
| 55 | 2/6 | Phoenix | W | 126-111 | 39-16 | Abdul-Jabbar, 35 | Scott, 29 | 9,285 |
| 56 | 2/7 | @ K.C. - Omaha | L | 98-105 | 39-17 | Abdul-Jabbar, 27 | Archibald, 39 | 10,242 |
| 57 | 2/9 | Los Angeles | W | 109-88 | 40-17 | Abdul-Jabbar, 29 | McMillan, 28 | 10,746* |
| 58 | 2/10 | Golden State | W | 135-108 | 41-17 | Dandridge, 36 | Thurmond, 28 | 10,746* |
| 59 | 2/11 | @ Boston | L | 96-120 | 41-18 | Abdul-Jabbar, 25 | Cowens, 28 | 15,320 |
| 60 | 2/13 | @ Detroit | W | 110-96 | 42-18 | A-Jabbar/Dandridge, 28 | Lanier, 29 | 7,874 |
| 61 | 2/14 | @ Philadelphia | L | 104-106 | 42-19 | Dandridge, 38 | Ellis, 36 | 4,965 |
| 62 | 2/16 | Houston | W | 105-103 | 43-19 | Robertson, 31 | Tomjanovich, 29 | 9,879 |
| 63 | 2/17 | K.C. - Omaha | W | 111-104 | 44-19 | Allen, 25 | Archibald, 33 | 10,746* |
| 64 | 2/18 | @ Baltimore | L | 93-96 | 44-20 | Dandridge, 20 | Clark, 25 | 13,075 |
| 65 | 2/20 | Cleveland (Mad.) | W | 118-100 | 45-20 | A-Jabbar/Robertson, 28 | Wilkins, 20 | 6,487 |
| 66 | 2/22 | @ K.C. - Omaha | W | 116-113 | 46-20 | Allen, 32 | Archibald, 43 | 9,536 |
| 67 | 2/24 | @ Golden State | L | 93-102 | 46-21 | Abdul-Jabbar, 27 | Barry, 25 | 9,970 |
| 68 | 2/25 | @ Los Angeles | L | 82-91 | 46-22 | Abdul-Jabbar, 21 | Chamberlain, 24 | 17,505 |
| 69 | 2/28 | Seattle | W | 124-110 | 47-22 | Abdul-Jabbar, 26 | Haywood, 36 | 10,292 |
| 70 | 3/1 | New York | W | 114-100 | 48-22 | Abdul-Jabbar, 36 | Jackson, 22 | 10,746* |
| 71 | 3/4 | @ Houston | W | 116-101 | 49-22 | Abdul-Jabbar, 29 | Marin, 19 | 4,883 |
| 72 | 3/6 | Chicago | W | 96-88 | 50-22 | Abdul-Jabbar, 31 | Love, 24 | 10,746* |
| 73 | 3/9 | Portland | W | 116-96 | 51-22 | Abdul-Jabbar, 25 | Steele/Wicks, 14 | 10,746* |
| 74 | 3/12 | Phoenix | W | 126-95 | 52-22 | Abdul-Jabbar, 22 | Walk, 22 | 10,746* |
| 75 | 3/16 | @ Chicago | W | 99-91 | 53-22 | Abdul-Jabbar, 24 | Walker, 30 | 18,519 |
| 76 | 3/18 | @ Atlanta | W | 105-104 | 54-22 | Abdul-Jabbar, 22 | Hudson, 28 | 10,308 |
| 77 | 3/19 | Detroit (Mad.) | W | 118-99 | 55-22 | Abdul-Jabbar, 27 | Lanier, 24 | 9,304 |
| 78 | 3/21 | @ Seattle | W | 119-96 | 56-22 | Abdul-Jabbar, 36 | Haywood, 29 | 11,407 |
| 79 | 3/22 | @ Golden State | W | 108-98 | 57-22 | Abdul-Jabbar, 27 | Russell, 23 | 6,256 |
| 80 | 3/25 | @ Phoenix | W | 114-112 | 58-22 | Abdul-Jabbar, 36 | Walk, 24 | 9,386 |
| 81 | 3/26 | @ Portland | W | 118-99 | 59-22 | Abdul-Jabbar, 31 | Petrie, 29 | 11,903 |
| 82 | 3/27 | @ Los Angeles | W | 85-84 | 60-22 | Robertson, 25 | McMillan, 32 | 17,505 |

* denotes sellout

GENERAL
INFO

FRONT
OFFICE

PLAYERS

2011-12
SEASON

STATS &
RECORDS

HISTORY

NBA

OPPONENTS

MEDIA

1973-74 MILWAUKEE BUCKS



BACK ROW: Assistant Coach Hubie Brown, Russell Lee, Ron Williams, Lucius Allen, Jon McGlocklin, Dick Garrett, Trainer Bill Bates, R.P.T., Head Coach Larry Costello. **FRONT ROW:** Oscar Robertson, Mickey Davis, Bob Dandridge, Kareem Abdul-Jabbar, Dick Cunningham, Cornell Warner, Terry Driscoll, Curtis Perry.

REGULAR SEASON (59-23) - 1ST, MIDWEST DIVISION - PLAYOFFS (11-5) WESTERN CONFERENCE CHAMPIONS

| PLAYER | G-GS | MIN | FG-FGA | PCT | FT-FTA | PCT | OR | DR | TR | AST | PF-DQ | STL | BLK | PTS | AVG |
|---------------|-----------|--------------|------------------|-------------|------------------|-------------|-------------|-------------|-------------|-------------|----------------|-------------|------------|-------------|--------------|
| Abdul-Jabbar | 81-81 | 3548 | 948-1759 | .539 | 295-420 | .702 | 287 | 891 | 1178 | 386 | 238-2 | 112 | 283 | 2191 | 27.0 |
| Dandridge | 71-67 | 2521 | 583-1158 | .503 | 175-214 | .818 | 117 | 362 | 479 | 201 | 271-4 | 111 | 41 | 1341 | 18.9 |
| Allen | 72-69 | 2388 | 526-1062 | .495 | 216-274 | .788 | 89 | 202 | 291 | 374 | 215-2 | 137 | 22 | 1268 | 17.6 |
| Robertson | 70-62 | 2477 | 338-772 | .438 | 212-254 | .835 | 71 | 208 | 279 | 446 | 132-0 | 77 | 4 | 888 | 12.7 |
| McGlocklin | 79-22 | 1910 | 329-693 | .475 | 72-80 | .900 | 33 | 106 | 139 | 241 | 128-1 | 43 | 7 | 730 | 9.2 |
| Perry | 81-66 | 2386 | 325-729 | .446 | 78-134 | .582 | 242 | 461 | 703 | 183 | 301-8 | 104 | 97 | 728 | 9.0 |
| Williams | 71-13 | 1130 | 192-393 | .489 | 60-68 | .882 | 19 | 50 | 69 | 153 | 114-1 | 49 | 2 | 444 | 6.3 |
| Warner (TOT) | 72-14 | 1405 | 174-349 | .499 | 85-114 | .746 | 106 | 291 | 397 | 71 | 204-8 | 27 | 42 | 433 | 6.0 |
| Warner (MIL) | 67-14 | 1356 | 172-336 | .512 | 81-110 | .736 | 101 | 279 | 380 | 67 | 197-8 | 27 | 40 | 425 | 6.3 |
| Davis | 73-11 | 1012 | 169-335 | .504 | 93-112 | .830 | 78 | 146 | 224 | 87 | 94-0 | 27 | 5 | 431 | 5.9 |
| Driscoll | 64-5 | 697 | 88-187 | .471 | 30-46 | .652 | 73 | 126 | 199 | 54 | 121-0 | 21 | 16 | 206 | 3.2 |
| Garrett (TOT) | 40-0 | 326 | 43-126 | .341 | 15-19 | .789 | 15 | 25 | 40 | 23 | 56-0 | 10 | 1 | 101 | 2.5 |
| Garrett (MIL) | 15-0 | 87 | 11-35 | .314 | 5-6 | .833 | 5 | 9 | 14 | 9 | 15-0 | 3 | 0 | 27 | 1.8 |
| Lee | 36-0 | 166 | 38-94 | .404 | 11-16 | .688 | 16 | 24 | 40 | 20 | 29-0 | 11 | 0 | 87 | 2.4 |
| Terry | 7-0 | 32 | 4-12 | .333 | 0-0 | — | 1 | 2 | 3 | 4 | 4-0 | 2 | 0 | 8 | 1.1 |
| Cunningham | 8-0 | 45 | 3-6 | .500 | 0-7 | .000 | 1 | 15 | 16 | 0 | 5-0 | 2 | 2 | 6 | 0.8 |
| BUCKS | 82 | 19755 | 3726-7571 | .492 | 1328-1741 | .763 | 1133 | 2881 | 4014 | 2225 | 1864-26 | 1694 | 519 | 8780 | 107.1 |

HIGHLIGHTS:

- Oscar Robertson signs a one-year contract to play in his 14th and final season.
- Lucius Allen tears cartilage in his knee in a game on March 15 at Detroit and was sidelined for the remainder of the season and the entire playoffs.
- Kareem Abdul-Jabbar blocks 10 shots in a game vs. Detroit on November 3, 1973, and also sets team records for defensive rebounds in a season (891) and blocked shots in a season (283).
- Abdul-Jabbar is named MVP for the third time in five seasons, averaging 27.0 ppg and 14.5 rpg.
- The Bucks lead the league in point differential at +8.1 per game.
- The Bucks eliminate Los Angeles, 4-1, in the opening round and dispatch Chicago, 4-0, in the Conference Finals to return to the NBA Finals.
- Against Boston in the NBA Finals, the Bucks force Game Seven with a double-overtime win in Boston, courtesy of an Abdul-Jabbar sky-hook from deep in the corner. In Game Seven, the host Bucks were defeated by the Celtics 102-87.
- Abdul-Jabbar sets a Bucks playoff record for field goals made in a game (20, at Chicago, April 8, 1974) and Oscar Robertson sets the Bucks mark for assists in a playoff game with 16 at L.A. on April 2, 1974.

PLAYOFF RECORD:

- Beat Los Angeles, Conference Semifinals, 4-1
- Beat Chicago, Conference Finals, 4-0
- Lost to Boston, NBA Championship Finals, 4-3

HONORS:

- Kareem Abdul-Jabbar – NBA Most Valuable Player, NBA All-Star Team, All-NBA Team and NBA All-Defensive Team
- Bob Dandridge – NBA All-Star Team

1973-74 MILWAUKEE BUCKS

REGULAR SEASON DAY-BY-DAY

| Gm | Date | Opponent | W-L | Score | Record | Bucks High Scorer | Opp. High Scorer | Atten. |
|----|-------|------------------|-----|--------------|--------|------------------------|-------------------------|---------|
| 1 | 10/12 | @ Phoenix | W | 107-84 | 1-0 | Dandridge, 24 | Green, 14 | 9,033 |
| 2 | 10/13 | @ Golden State | W | 97-85 | 2-0 | Abdul-Jabbar, 29 | Barnett, 24 | 6,596 |
| 3 | 10/14 | @ Seattle | L | 100-109 | 2-1 | Dandridge, 24 | McDaniels, 29 | 11,240 |
| 4 | 10/17 | Golden State | W | 109-95 | 3-1 | Abdul-Jabbar, 22 | Barnett, 28 | 9,189 |
| 5 | 10/19 | @ Detroit | W | 96-94 | 4-1 | Dandridge, 17 | Lanier, 28 | 10,645 |
| 6 | 10/20 | Cleveland | W | 101-88 | 5-1 | Abdul-Jabbar, 33 | Carr, 24 | 8,837 |
| 7 | 10/24 | Buffalo | W | 130-113 | 6-1 | Abdul-Jabbar, 31 | McAdoo, 32 | 8,039 |
| 8 | 10/26 | @ Philadelphia | W | 98-92 | 7-1 | Abdul-Jabbar, 35 | Carter/Van Arsdale, 19 | 5,897 |
| 9 | 10/29 | Phoenix | W | 104-95 | 8-1 | Allen, 23 | Scott, 24 | 9,975 |
| 10 | 10/30 | @ K.C. - Omaha | W | 112-78 | 9-1 | Allen, 26 | Block, 25 | 5,540 |
| 11 | 11/2 | @ Cleveland | W | 118-100 | 10-1 | Abdul-Jabbar, 35 | Carr, 16 | 5,361 |
| 12 | 11/3 | Detroit | W | 123-115 (OT) | 11-1 | Dandridge, 31 | Lanier, 28 | 10,938* |
| 13 | 11/7 | Los Angeles | W | 109-92 | 12-1 | Abdul-Jabbar, 22 | Hairston, 19 | 10,938* |
| 14 | 11/10 | K.C. - Omaha | W | 84-83 | 13-1 | Abdul-Jabbar, 19 | Walker, 20 | 8,725 |
| 15 | 11/11 | @ Washington | W | 110-91 | 14-1 | A-Jabbar/Robertson, 24 | Hayes, 26 | 11,638 |
| 16 | 11/13 | Portland | W | 108-100 | 15-1 | Allen, 29 | Petrie, 23 | 8,531 |
| 17 | 11/16 | @ Boston | L | 90-105 | 15-2 | Abdul-Jabbar, 28 | Cowens, 26 | 15,320 |
| 18 | 11/17 | @ New York | L | 93-100 | 15-3 | Abdul-Jabbar, 24 | DeBusschere, 26 | 19,694 |
| 19 | 11/20 | Golden State | L | 105-108 | 15-4 | A-Jabbar/Dandridge, 21 | Barry, 31 | 9,975 |
| 20 | 11/22 | New York | W | 107-91 | 16-4 | Allen, 27 | Frazier, 30 | 10,938* |
| 21 | 11/24 | @ Atlanta | W | 112-92 | 17-4 | Dandridge, 30 | Hudson, 29 | 9,111 |
| 22 | 11/25 | Philadelphia | W | 105-96 | 18-4 | Abdul-Jabbar, 31 | Mix, 17 | 8,103 |
| 23 | 11/27 | @ Buffalo | W | 115-110 | 19-4 | Abdul-Jabbar, 36 | McMillan, 24 | 8,169 |
| 24 | 11/28 | Seattle | W | 127-93 | 20-4 | Abdul-Jabbar, 32 | Stallworth, 16 | 8,298 |
| 25 | 11/30 | Boston | W | 117-93 | 21-4 | Dandridge, 27 | Cowens, 22 | 10,938* |
| 26 | 12/4 | Houston | W | 124-109 | 22-4 | Abdul-Jabbar, 32 | Tomjanovich, 34 | 7,889 |
| 27 | 12/7 | Portland | W | 116-86 | 23-4 | Dandridge/Allen, 25 | Petrie, 21 | 8,796 |
| 28 | 12/8 | @ Philadelphia | W | 105-92 | 24-4 | Allen, 21 | Carter, 24 | 6,012 |
| 29 | 12/11 | Seattle | W | 130-91 | 25-4 | Allen, 28 | Brown, 23 | 7,075 |
| 30 | 12/13 | Chicago | L | 94-97 | 25-5 | Abdul-Jabbar, 23 | Walker, 26 | 10,938* |
| 31 | 12/15 | Atlanta | W | 116-82 | 26-5 | A-Jabbar/Dandridge, 21 | Hudson, 22 | 9,785 |
| 32 | 12/16 | @ Portland | W | 121-98 | 27-5 | Abdul-Jabbar, 32 | J. Johnson, 26 | 9,034 |
| 33 | 12/18 | @ Los Angeles | L | 107-109 | 27-6 | Abdul-Jabbar, 37 | Goodrich, 40 | 15,143 |
| 34 | 12/22 | @ Phoenix | L | 112-121 | 27-7 | Abdul-Jabbar, 21 | Scott, 31 | 8,013 |
| 35 | 12/26 | Cleveland | W | 123-110 | 28-7 | Abdul-Jabbar, 38 | Carr, 29 | 9,986 |
| 36 | 12/27 | Philadelphia | W | 129-107 | 29-7 | Abdul-Jabbar, 26 | Carter, 26 | 9,267 |
| 37 | 12/28 | @ Houston | W | 127-111 | 30-7 | Abdul-Jabbar, 31 | Murphy, 27 | 5,743 |
| 38 | 12/30 | Detroit | L | 91-98 | 30-8 | Abdul-Jabbar, 30 | Bing, 22 | 10,938* |
| 39 | 1/2 | @ Detroit | L | 92-106 | 30-9 | Allen, 39 | Lanier, 34 | 10,513 |
| 40 | 1/3 | K.C. - Omaha | W | 120-105 | 31-9 | Abdul-Jabbar, 38 | Williams, 30 | 8,936 |
| 41 | 1/5 | Phoenix | W | 118-109 | 32-9 | Abdul-Jabbar, 34 | Van Arsdale, 22 | 9,812 |
| 42 | 1/6 | @ Washington | L | 88-90 | 32-10 | Abdul-Jabbar, 25 | Chenier, 31 | 17,246 |
| 43 | 1/11 | Washington | W | 115-113 (OT) | 33-10 | Abdul-Jabbar, 34 | Chenier, 31 | 9,683 |
| 44 | 1/12 | @ Chicago | W | 101-82 | 34-10 | Allen, 24 | Porter, 17 | 18,597 |
| 45 | 1/13 | Chicago | W | 124-94 | 35-10 | Abdul-Jabbar, 23 | Love, 24 | 10,938* |
| 46 | 1/19 | Portland | W | 121-106 | 36-10 | Abdul-Jabbar, 34 | Wicks, 27 | 9,687 |
| 47 | 1/20 | Los Angeles | W | 94-90 | 37-10 | Abdul-Jabbar, 39 | Goodrich, 29 | 10,938* |
| 48 | 1/23 | Buffalo (Mad.) | W | 114-88 | 38-10 | Abdul-Jabbar, 38 | McMillan, 17 | 7,325 |
| 49 | 1/25 | @ Phoenix | W | 112-108 | 39-10 | Abdul-Jabbar, 31 | Scott, 29 | 7,660 |
| 50 | 1/27 | @ Los Angeles | L | 92-99 | 39-11 | Abdul-Jabbar, 25 | Prie, 20 | 17,505 |
| 51 | 1/29 | @ Portland | W | 126-106 | 40-11 | Abdul-Jabbar, 25 | Wicks, 25 | 6,581 |
| 52 | 2/1 | @ Seattle | L | 85-110 | 40-12 | A-Jabbar/Dandridge, 18 | Snyder, 24 | 14,078 |
| 53 | 2/2 | @ Golden State | L | 91-120 | 40-13 | Abdul-Jabbar, 23 | Mullins, 32 | 11,606 |
| 54 | 2/5 | @ Cleveland | W | 102-87 | 41-13 | Abdul-Jabbar, 33 | Wilkens, 18 | 5,291 |
| 55 | 2/6 | Boston | L | 104-105 | 41-14 | Abdul-Jabbar, 32 | Cowens, 28 | 10,938* |
| 56 | 2/8 | Washington | W | 105-96 | 42-14 | Allen, 28 | Hayes, 21 | 10,121 |
| 57 | 2/10 | @ Boston (Prov.) | W | 95-86 | 43-14 | Abdul-Jabbar, 28 | Cowens, 20 | 11,671 |
| 58 | 2/12 | @ Chicago | L | 81-93 | 43-15 | Abdul-Jabbar, 30 | Love, 34 | 16,487 |
| 59 | 2/14 | @ Detroit | W | 102-99 | 44-15 | Abdul-Jabbar, 27 | Bing, 19 | 11,385 |
| 60 | 2/15 | Chicago | L | 90-92 | 44-16 | Abdul-Jabbar, 27 | Love, 24 | 10,938* |
| 61 | 2/17 | New York | W | 97-86 | 45-16 | Abdul-Jabbar, 32 | Monroe, 20 | 10,938* |
| 62 | 2/19 | @ Buffalo | L | 109-145 | 45-17 | Abdul-Jabbar, 38 | McAdoo, 36 | 15,676 |
| 63 | 2/20 | Atlanta (Mad.) | W | 110-94 | 46-17 | Abdul-Jabbar, 32 | Maravich, 28 | 9,455 |
| 64 | 2/22 | @ Houston | W | 122-113 | 47-17 | Abdul-Jabbar, 38 | Newlin, 32 | 8,253 |
| 65 | 2/24 | @ K.C. - Omaha | W | 100-93 | 48-17 | Allen, 31 | Walker, 26 | 8,849 |
| 66 | 2/27 | Los Angeles | L | 108-110 | 48-18 | Abdul-Jabbar, 33 | Hairston, 22 | 10,938* |
| 67 | 2/28 | Detroit | W | 113-90 | 49-18 | Allen, 27 | Trapp, 17 | 10,938* |
| 68 | 3/1 | @ Atlanta | L | 89-105 | 49-19 | Williams, 16 | Maravich, 31 | 8,470 |
| 69 | 3/2 | Seattle | W | 116-99 | 50-19 | Abdul-Jabbar, 31 | Snyder, 25 | 10,938* |
| 70 | 3/3 | Houston (Mad.) | W | 112-106 (OT) | 51-19 | Abdul-Jabbar, 44 | Tomjanovich, 26 | 7,089 |
| 71 | 3/4 | K.C. - Omaha | W | 109-103 | 52-19 | Allen, 21 | Behagen, Walker, 24 | 9,012 |
| 72 | 3/6 | @ K.C. - Omaha | W | 111-99 | 53-19 | Abdul-Jabbar, 25 | Walker, 25 | 7,182 |
| 73 | 3/7 | Golden State | L | 95-97 | 53-20 | Allen, 31 | Barry, 31 | 10,317 |
| 74 | 3/9 | @ New York | L | 75-88 | 53-21 | Abdul-Jabbar, 27 | DeBusschere, Monroe, 20 | 19,694 |
| 75 | 3/11 | Phoenix | W | 105-92 | 54-21 | Abdul-Jabbar/Allen, 18 | Walk, 20 | 9,027 |
| 76 | 3/15 | @ Detroit | L | 89-93 | 54-22 | Dandridge, 31 | Adams, 21 | 11,267 |
| 77 | 3/17 | @ Chicago | W | 107-82 | 55-22 | Abdul-Jabbar, 38 | Porter, 22 | 18,542 |
| 78 | 3/19 | @ Golden State | W | 111-100 | 56-22 | Abdul-Jabbar, 31 | Mullins, 25 | 11,363 |
| 79 | 3/20 | @ Los Angeles | L | 114-120 | 56-23 | Abdul-Jabbar, 27 | Goodrich, 27 | 17,387 |
| 80 | 3/21 | @ Seattle | W | 106-101 | 57-23 | Abdul-Jabbar, 40 | Snyder, 28 | 13,771 |
| 81 | 3/24 | @ Portland | W | 120-110 | 58-23 | Abdul-Jabbar, 43 | Steele, 26 | 7,709 |
| 82 | 3/26 | K.C. - Omaha | W | 118-98 | 59-23 | Dandridge, 23 | Lacey, 21 | 10,938* |

* denotes sellout

GENERAL
INFO

FRONT
OFFICE

PLAYERS

2011-12
SEASON

STATS &
RECORDS

HISTORY

NBA

OPPONENTS

MEDIA

1974-75 MILWAUKEE BUCKS



BACK ROW: Trainer Bill Bates, R.P.T., Gary Brokaw, Jim Price, Steve Kuberski, Walt Wesley, Kevin Restani, Assistant Coach Jack McKinney, Head Coach Larry Costello. **FRONT ROW:** Bob Dandridge, Cornell Warner, Mickey Davis, Kareem Abdul-Jabbar, Jon McGlocklin, George Thompson, Ron Williams.

REGULAR SEASON (38-44) - 4TH, MIDWEST DIVISION - PLAYOFFS (DNQ)

| PLAYER | G-GS | MIN | FG-FGA | PCT | FT-FTA | PCT | OR | DR | TR | AST | PF-DQ | STL | BLK | PTS | AVG |
|--------------|-----------|--------------|------------------|-------------|------------------|-------------|-------------|-------------|-------------|-------------|----------------|-------------|------------|-------------|--------------|
| Abdul-Jabbar | 65-64 | 2747 | 812-1584 | .513 | 325-426 | .763 | 194 | 718 | 912 | 264 | 205-2 | 65 | 212 | 1949 | 30.0 |
| Dandridge | 80-80 | 3031 | 691-1460 | .473 | 211-262 | .805 | 142 | 409 | 551 | 243 | 330-7 | 122 | 48 | 1593 | 19.9 |
| Allen | 10-10 | 342 | 68-164 | .415 | 31-37 | .838 | 9 | 22 | 31 | 53 | 23-0 | 14 | 1 | 167 | 16.7 |
| Price (TOT) | 50-46 | 1870 | 317-717 | .442 | 169-194 | .871 | 62 | 136 | 198 | 286 | 182-1 | 111 | 24 | 803 | 16.1 |
| Price (MIL) | 41-37 | 1531 | 242-550 | .440 | 128-149 | .859 | 45 | 110 | 155 | 223 | 146-0 | 90 | 21 | 612 | 14.9 |
| Thompson | 73-54 | 1983 | 306-691 | .443 | 168-214 | .785 | 50 | 131 | 181 | 225 | 203-5 | 66 | 6 | 780 | 10.7 |
| McGlocklin | 79-21 | 1853 | 323-651 | .496 | 63-72 | .875 | 25 | 94 | 119 | 255 | 142-2 | 51 | 6 | 709 | 9.0 |
| Brokaw | 73-36 | 1639 | 234-514 | .455 | 126-184 | .685 | 36 | 111 | 147 | 221 | 176-3 | 31 | 18 | 594 | 8.1 |
| Warner | 79-74 | 2519 | 248-541 | .458 | 106-155 | .684 | 238 | 574 | 812 | 127 | 267-8 | 49 | 54 | 602 | 7.6 |
| Davis | 75-6 | 1077 | 174-363 | .479 | 78-88 | .886 | 68 | 169 | 237 | 79 | 103-0 | 30 | 5 | 426 | 5.7 |
| Restani | 76-23 | 1755 | 188-427 | .440 | 35-49 | .714 | 131 | 272 | 403 | 119 | 172-1 | 36 | 19 | 411 | 5.4 |
| Williams | 46-2 | 526 | 62-165 | .376 | 24-29 | .828 | 10 | 33 | 43 | 71 | 70-2 | 23 | 2 | 148 | 3.2 |
| Kuberski | 59-2 | 517 | 62-159 | .390 | 44-56 | .786 | 52 | 71 | 123 | 35 | 59-0 | 11 | 3 | 168 | 2.8 |
| Wesley (TOT) | 45-1 | 247 | 42-93 | .452 | 16-27 | .593 | 18 | 45 | 63 | 12 | 51-0 | 7 | 5 | 100 | 2.2 |
| Wesley (MIL) | 41-1 | 214 | 37-84 | .440 | 14-23 | .609 | 14 | 41 | 55 | 11 | 43-0 | 7 | 5 | 88 | 2.1 |
| Driscoll | 11-0 | 52 | 3-13 | .231 | 1-2 | .500 | 7 | 9 | 16 | 3 | 7-0 | 1 | 0 | 7 | 0.6 |
| Cunningham | 2-0 | 8 | 0-0 | — | 0-0 | — | 0 | 2 | 2 | 1 | 1-0 | 0 | 0 | 0 | 0.0 |
| Rule | 1-0 | 11 | 0-1 | .000 | 0-0 | — | 0 | 0 | 0 | 2 | 2-0 | 0 | 0 | 0 | 0.0 |
| BUCKS | 82 | 19805 | 3450-7367 | .468 | 1354-1746 | .775 | 1021 | 2766 | 3787 | 1932 | 1949-30 | 1540 | 400 | 8254 | 100.7 |

HIGHLIGHTS:

- Oscar Robertson announces his retirement on Sept. 3, 1974.
- Kareem Abdul-Jabbar suffered a broken hand during the preseason and was sidelined for the first 16 games of the season. The Bucks went 3-13 without their star.
- No player appears in all 82 games for the Bucks.
- Jim Price was acquired in exchange for Lucius Allen on Nov. 9, 1974. Price earned an All-Star berth in his first season in Milwaukee, but a cartilage tear in his left knee ended his season after only 50 games.
- The Bucks have three players (Abdul-Jabbar, Price and Bob Dandridge) on the All-Star team for the first time in club history.
- In falling just short of a playoff berth, the Bucks lose 18 games by five points or less.
- Abdul-Jabbar finishes third in the NBA in scoring (30.0 ppg), fifth in rebounds (14.0 rpg) and first in blocks (3.26 bpg). Dandridge finishes 18th in scoring with a 19.9 ppg average.
- After the season, on June 16, 1975, Abdul-Jabbar and Walt Wesley are dealt to the Los Angeles Lakers in exchange for Elmore Smith, Brian Winters, David Meyers, Junior Bridgeman and future considerations.

PLAYOFF RECORD:

- Did not qualify

HONORS:

- Kareem Abdul-Jabbar - NBA All-Star Team and All-Defensive Team
- Jim Price - NBA All-Star Team
- Bob Dandridge - NBA All-Star Team

1974-75 MILWAUKEE BUCKS

REGULAR SEASON DAY-BY-DAY

| Gm | Date | Opponent | W-L | Score | Record | Bucks High Scorer | Opp. High Scorer | Atten. |
|----|-------|----------------|-----|---------|--------|--------------------------|------------------|---------|
| 1 | 10/18 | Houston | L | 101-106 | 0-1 | Dandridge, 27 | Tomjanovich, 23 | 10,575 |
| 2 | 10/19 | @ Chicago | L | 70-87 | 0-2 | Dandridge, 13 | Walker, 18 | 9,031 |
| 3 | 10/22 | Chicago | W | 92-90 | 1-2 | Dandridge, 28 | Walker, 21 | 9,439 |
| 4 | 10/25 | Washington | L | 96-111 | 1-3 | Allen, 21 | Chenier, 29 | 10,938* |
| 5 | 10/26 | @ Washington | L | 95-101 | 1-4 | Allen, 23 | Hayes, 31 | 7,166 |
| 6 | 10/30 | @ Kansas City | L | 97-99 | 1-5 | Allen, 23 | Archibald, 30 | 5,241 |
| 7 | 11/1 | @ Los Angeles | L | 86-109 | 1-6 | Allen, 21 | Goordich, 29 | 12,219 |
| 8 | 11/2 | @ Golden State | L | 90-99 | 1-7 | Thompson, 24 | Barry, 22 | 7,570 |
| 9 | 11/3 | @ Seattle | L | 89-101 | 1-8 | Dandridge, 18 | Brown, 28 | 11,839 |
| 10 | 11/7 | @ Houston | L | 93-103 | 1-9 | Dandridge, 23 | Tomjanovich, 22 | 3,184 |
| 11 | 11/10 | Atlanta | L | 94-99 | 1-10 | Dandridge/Price, 22 | Van Arsdale, 23 | 10,189 |
| 12 | 11/12 | Boston | L | 83-91 | 1-11 | Dandridge, 24 | Silas, 22 | 9,919 |
| 13 | 11/13 | @ Detroit | L | 91-98 | 1-12 | Dandridge, 28 | Lanier, 40 | 4,944 |
| 14 | 11/16 | Cleveland | L | 89-92 | 1-13 | Dandridge, 21 | Carr, 23 | 10,938* |
| 15 | 11/19 | Phoenix | W | 122-108 | 2-13 | Price, 43 | Scott, 32 | 9,187 |
| 16 | 11/21 | @ Kansas City | W | 106-96 | 3-13 | Dandridge, 28 | Archibald, 24 | 5,516 |
| 17 | 11/23 | @ New York | W | 90-72 | 4-13 | Dandridge, 25 | Monroe, 17 | 19,694 |
| 18 | 11/26 | Los Angeles | L | 102-105 | 4-14 | Abdul-Jabbar, 36 | Riley, 18 | 10,938* |
| 19 | 11/29 | Kansas City | W | 102-99 | 5-14 | Abdul-Jabbar, 37 | Williams, 26 | 10,938* |
| 20 | 11/30 | Chicago | W | 101-99 | 6-14 | Abdul-Jabbar, 28 | Walker, 25 | 10,938* |
| 21 | 12/1 | Philadelphia | W | 117-112 | 7-14 | Abdul-Jabbar, 35 | Mix, 23 | 5,032 |
| 22 | 12/3 | @ Buffalo | W | 110-101 | 8-14 | Abdul-Jabbar, 36 | McAdoo, 37 | 8,585 |
| 23 | 12/4 | Seattle | L | 103-112 | 8-15 | Abdul-Jabbar, 22 | Haywood, 37 | 10,481 |
| 24 | 12/6 | @ Chicago | W | 99-96 | 9-15 | Dandridge, 28 | Block, 22 | 17,107 |
| 25 | 12/10 | Detroit | W | 90-82 | 10-15 | Abdul-Jabbar, 23 | Bing, 21 | 9,625 |
| 26 | 12/12 | Kansas City | L | 105-113 | 10-16 | Dandridge, 32 | Archibald, 23 | 10,938* |
| 27 | 12/13 | @ Philadelphia | L | 89-93 | 10-17 | Abdul-Jabbar, 26 | Carter, 22 | 6,446 |
| 28 | 12/17 | @ Portland | L | 103-119 | 10-18 | Abdul-Jabbar, 23 | Wicks, 25 | 11,878 |
| 29 | 12/19 | @ Phoenix | W | 112-108 | 11-18 | Abdul-Jabbar, 28 | Erickson, 22 | 7,369 |
| 30 | 12/22 | New Orleans | W | 96-76 | 12-18 | Abdul-Jabbar, 23 | Coleman, 14 | 9,038 |
| 31 | 12/23 | Washington | L | 103-106 | 12-19 | Dandridge, 28 | Hayes, 34 | 10,938* |
| 32 | 12/29 | New York | W | 115-89 | 13-19 | Dandridge, 31 | Wingo, 16 | 10,938* |
| 33 | 12/30 | Buffalo | W | 106-91 | 14-19 | Abdul-Jabbar, 31 | McAdoo, 29 | 10,938* |
| 34 | 1/2 | Atlanta | W | 116-111 | 15-19 | Abdul-Jabbar, 52 | Van Arsdale, 20 | 10,938* |
| 35 | 1/4 | Houston | W | 93-89 | 16-19 | Abdul-Jabbar, 37 | Newlin, 25 | 10,838* |
| 36 | 1/5 | Chicago | W | 96-95 | 17-19 | A-Jabbar/Dandridge, 33 | Love, 23 | 10,938* |
| 37 | 1/7 | @ Kansas City | L | 99-108 | 17-20 | Abdul-Jabbar, 39 | Archibald, 32 | 6,506 |
| 38 | 1/8 | @ Detroit | W | 102-92 | 18-20 | Dandridge, 32 | Bing, 28 | 11,380 |
| 39 | 1/10 | Detroit | L | 81-89 | 18-21 | Abdul-Jabbar, 22 | Lanier, 29 | 10,938* |
| 40 | 1/11 | @ Cleveland | W | 91-81 | 19-21 | Abdul-Jabbar, 22 | Foster, 17 | 14,310 |
| 41 | 1/12 | Philadelphia | W | 99-88 | 20-21 | Abdul-Jabbar, 21 | Collins, 21 | 10,647 |
| 42 | 1/16 | Golden State | W | 119-100 | 21-21 | Abdul-Jabbar, 40 | Barry, 26 | 10,089 |
| 43 | 1/19 | Portland | W | 122-108 | 22-21 | Abdul-Jabbar, 50 | Wicks, 31 | 10,938* |
| 44 | 1/24 | @ Houston | L | 91-95 | 22-22 | Abdul-Jabbar, 29 | Murphy, 23 | 8,174 |
| 45 | 1/25 | @ Atlanta | L | 101-117 | 22-23 | Abdul-Jabbar, 22 | Van Arsdale, 28 | 12,605 |
| 46 | 1/27 | @ New Orleans | W | 117-115 | 23-23 | Abdul-Jabbar, 41 | Maravich, 36 | 6,419 |
| 47 | 1/29 | @ Kansas City | L | 102-106 | 23-24 | Abdul-Jabbar, 43 | Archibald, 28 | 9,185 |
| 48 | 1/31 | @ Philadelphia | W | 101-97 | 24-24 | Abdul-Jabbar, 28 | Cunningham, 38 | 10,111 |
| 49 | 2/2 | @ Boston | L | 102-120 | 24-25 | Abdul-Jabbar, 23 | Cowens, 24 | 15,320 |
| 50 | 2/5 | Boston | L | 90-92 | 24-26 | Abdul-Jabbar, 29 | Cowens, 23 | 10,938* |
| 51 | 2/6 | Kansas City | L | 94-95 | 24-27 | Dandridge, 28 | McNeil, 23 | 8,108 |
| 52 | 2/7 | New Orleans | W | 119-98 | 25-27 | Abdul-Jabbar, 31 | Maravich, 27 | 10,938* |
| 53 | 2/10 | Detroit | W | 130-109 | 26-27 | Abdul-Jabbar, 39 | Porter, 22 | 10,309 |
| 54 | 2/12 | @ Washington | L | 108-112 | 26-28 | Abdul-Jabbar, 28 | Hayes, 35 | 15,331 |
| 55 | 2/14 | Cleveland | W | 112-105 | 27-28 | Abdul-Jabbar, 32 | Smith, 25 | 10,938* |
| 56 | 2/16 | @ New Orleans | L | 101-103 | 27-29 | Abdul-Jabbar, 33 | Nelson, 27 | 7,435 |
| 57 | 2/18 | @ Cleveland | W | 104-93 | 28-29 | Brokaw, 24 | Russell, 15 | 13,852 |
| 58 | 2/21 | @ Chicago | L | 85-96 | 28-30 | Abdul-Jabbar, Brokaw, 20 | Love, 29 | 19,549 |
| 59 | 2/23 | Phoenix | L | 97-106 | 28-31 | Abdul-Jabbar, 28 | Awtrey, 24 | 8,832 |
| 60 | 2/25 | @ Kansas City | L | 90-93 | 28-32 | Abdul-Jabbar, 27 | Archibald, 27 | 11,762 |
| 61 | 2/26 | @ Detroit | L | 84-104 | 28-33 | Abdul-Jabbar, 21 | Lanier, 26 | 10,190 |
| 62 | 2/28 | @ Boston | L | 106-107 | 28-34 | Abdul-Jabbar, 40 | Cowens, 33 | 15,320 |
| 63 | 3/1 | Buffalo | W | 104-100 | 29-34 | Abdul-Jabbar, 34 | McAdoo, 13 | 10,938* |
| 64 | 3/4 | Detroit | W | 101-83 | 30-34 | Abdul-Jabbar, 27 | Porter, 18 | 10,575 |
| 65 | 3/6 | Seattle | W | 102-92 | 31-34 | Abdul-Jabbar, 26 | Brown, 25 | 10,938* |
| 66 | 3/8 | @ Buffalo | L | 95-110 | 31-35 | Abdul-Jabbar, 34 | McAdoo, 33 | 15,124 |
| 67 | 3/10 | Kansas City | W | 103-96 | 32-35 | Abdul-Jabbar, 34 | Archibald, 33 | 10,938* |
| 68 | 3/11 | Golden State | L | 90-107 | 32-36 | Abdul-Jabbar, 18 | Barry, 30 | 10,687 |
| 69 | 3/13 | @ Atlanta | W | 120-104 | 33-36 | Abdul-Jabbar, 41 | Sojourner, 23 | 5,294 |
| 70 | 3/14 | Los Angeles | L | 104-105 | 33-37 | Abdul-Jabbar, 29 | Goodrich, 30 | 10,938* |
| 71 | 3/16 | @ Chicago | W | 103-90 | 34-37 | Abdul-Jabbar, 32 | Love, 28 | 18,222 |
| 72 | 3/18 | @ Portland | L | 89-95 | 34-38 | Abdul-Jabbar, 28 | Wicks, 21 | 11,846 |
| 73 | 3/19 | @ Seattle | L | 100-101 | 34-39 | Dandridge/Thompson, 24 | Gray, 20 | 14,082 |
| 74 | 3/22 | @ Golden State | L | 117-133 | 34-40 | Abdul-Jabbar, 22 | Barry, 38 | 12,787 |
| 75 | 3/23 | @ Los Angeles | L | 97-116 | 34-41 | Abdul-Jabbar, 22 | Goodrich, 36 | 14,121 |
| 76 | 3/25 | @ Phoenix | L | 87-92 | 34-42 | Abdul-Jabbar, 34 | Scott, 22 | 7,232 |
| 77 | 3/28 | Portland | W | 128-105 | 35-42 | Abdul-Jabbar, 38 | Steele, 23 | 10,938* |
| 78 | 3/30 | @ New York | L | 98-111 | 35-43 | Abdul-Jabbar, 32 | Monroe, 24 | 19,695 |
| 79 | 4/1 | Detroit | W | 98-91 | 36-43 | Abdul-Jabbar, 27 | Lanier, 19 | 10,021 |
| 80 | 4/4 | New York | W | 109-101 | 37-43 | Abdul-Jabbar, 33 | Frazier, 25 | 10,938* |
| 81 | 4/5 | @ Detroit | W | 119-106 | 38-43 | Abdul-Jabbar, 28 | Porter, 20 | 9,107 |
| 82 | 4/6 | Chicago | L | 100-112 | 38-44 | Abdul-Jabbar, 34 | Van Lier, 24 | 10,938* |

* denotes sellout

GENERAL INFO
FRONT OFFICE
PLAYERS
2011-12 SEASON
STATS & RECORDS
HISTORY
NBA
OPPONENTS
MEDIA

1975-76 MILWAUKEE BUCKS



BACK ROW: Trainer Tony Spino, Assistant Coach Jack McKinney, Gary Brokaw, Jon McGlocklin, Bob Dandridge, Brian Winters, Jim Price, Head Coach Larry Costello. **FRONT ROW:** Junior Bridgeman, David Meyers, Clyde Mayes, Jim Fox, Elmore Smith, Kevin Restani, Mickey Davis.

REGULAR SEASON (38-44) - 1ST, MIDWEST DIVISION - PLAYOFFS (1-2)

| PLAYER | G-GS | MIN | FG-FGA | PCT | FT-FTA | PCT | OR | DR | TR | AST | PF-DQ | STL | BLK | PTS | AVG |
|--------------|-----------|--------------|------------------|-------------|------------------|-------------|-------------|-------------|-------------|-------------|----------------|-------------|------------|-------------|--------------|
| Dandridge | 73-68 | 2735 | 650-1296 | .502 | 271-329 | .824 | 171 | 369 | 540 | 206 | 263-5 | 111 | 38 | 1571 | 21.5 |
| Winters | 78-77 | 2795 | 618-1333 | .464 | 180-217 | .829 | 66 | 183 | 249 | 366 | 240-0 | 124 | 25 | 1416 | 18.2 |
| Smith | 78-78 | 2809 | 498-962 | .518 | 222-351 | .632 | 201 | 692 | 893 | 97 | 268-7 | 78 | 238 | 1218 | 15.6 |
| Price | 80-66 | 2525 | 398-958 | .415 | 141-166 | .849 | 74 | 187 | 261 | 395 | 264-3 | 148 | 32 | 937 | 11.7 |
| Bridgeman | 81-19 | 1646 | 286-651 | .439 | 0128-161 | .795 | 113 | 181 | 294 | 157 | 235-3 | 52 | 21 | 700 | 8.6 |
| Brokaw | 75-10 | 1468 | 237-519 | .457 | 159-227 | .700 | 26 | 99 | 125 | 246 | 138-1 | 37 | 17 | 633 | 8.4 |
| Meyers | 72-33 | 1589 | 198-472 | .419 | 135-210 | .643 | 121 | 324 | 445 | 100 | 145-0 | 72 | 25 | 531 | 7.4 |
| Restani | 82-23 | 1650 | 234-493 | .475 | 24-42 | .571 | 115 | 261 | 376 | 96 | 151-3 | 36 | 12 | 492 | 6.0 |
| Mayes | 65-30 | 948 | 114-248 | .460 | 56-97 | .577 | 97 | 166 | 263 | 37 | 154-7 | 9 | 42 | 284 | 4.4 |
| McGlocklin | 33-0 | 336 | 63-148 | .426 | 9-10 | .900 | 3 | 14 | 17 | 38 | 18-0 | 8 | 0 | 135 | 4.1 |
| Fox | 70-4 | 918 | 105-203 | .517 | 62-79 | .785 | 82 | 153 | 235 | 42 | 129-1 | 27 | 16 | 272 | 3.9 |
| Davis | 45-2 | 411 | 55-152 | .362 | 50-63 | .794 | 25 | 59 | 84 | 37 | 36-0 | 13 | 2 | 160 | 3.6 |
| BUCKS | 82 | 19830 | 3456-7435 | .465 | 1437-1952 | .736 | 1094 | 2688 | 3782 | 1817 | 2041-30 | 1613 | 468 | 8349 | 101.8 |

HIGHLIGHTS:

- The four players acquired in exchange for Abdul-Jabbar combine for 50.0 ppg, led by 18.2 ppg from Brian Winters, who joins Bob Dandridge on the All-Star team.
- Dandridge becomes the first player other than Abdul-Jabbar since 1968-69 to lead the Bucks in scoring. Dandridge averaged 21.5 points per game (9th in NBA).
- Despite the sub-par record, the Bucks win the Midwest Division for the fifth time in eight seasons.
- Prior to the playoffs, Coach Larry Costello signs a new two-year pact.
- In the postseason, the Bucks are beat in the first round of the best-of-three playoff series 2-1 by Detroit.

PLAYOFF RECORD:

- Lost to Detroit, First Round, 1-2

HONORS:

- Bob Dandridge - NBA All-Star Team
- Brian Winters - NBA All-Star Team

1975-76 MILWAUKEE BUCKS

REGULAR SEASON DAY-BY-DAY

| Gm | Date | Opponent | W-L | Score | Record | Bucks High Scorer | Opp. High Scorer | Atten. |
|----|-------|----------------|-----|---------|------------|-----------------------|------------------------|---------|
| 1 | 10/25 | Chicago | L | 87-91 | 0-1 | Winters, 21 | Van Lier, 22 | 10,938* |
| 2 | 10/28 | Los Angeles | L | 92-99 | 0-2 | Meyers, 21 | Russell, 33 | 10,938* |
| 3 | 10/31 | @ New Orleans | L | 85-100 | 0-3 | Meyers, 28 | Maravich, 16 | 8,724 |
| 4 | 11/1 | Portland | L | 97-113 | 0-4 | Winters, 22 | Neal, 25 | 10,601 |
| 5 | 11/2 | @ Houston | L | 89-104 | 0-5 | Winters, 22 | Tomjanovich, 24 | 7,142 |
| 6 | 11/4 | Detroit | W | 103-101 | 1-5 | Winters, 34 | Lanier, 22 | 8,875 |
| 7 | 11/7 | Boston | W | 104-101 | 2-5 | Dandridge, 26 | Cowens, 28 | 10,831 |
| 8 | 11/8 | @ Washington | W | 99-95 | (2OT) 3-5 | Winters, 27 | Mayes, 22 | 8,670 |
| 9 | 11/11 | Philadelphia | W | 108-81 | 4-5 | Dandridge, 28 | Collins, 24 | 10,527 |
| 10 | 11/12 | @ Philadelphia | W | 107-84 | 5-5 | Dandridge, 29 | Collins, 24 | 7,597 |
| 11 | 11/14 | Buffalo | L | 98-112 | 5-6 | Winters, 20 | McAdoo, 27 | 10,938* |
| 12 | 11/15 | @ Detroit | L | 89-101 | 5-7 | Winters, 21 | Rowe, 22 | 7,644 |
| 13 | 11/19 | @ Phoenix | W | 96-94 | 6-7 | Winters, 20 | Van Arsdale, 18 | 5,582 |
| 14 | 11/21 | @ Los Angeles | L | 104-116 | 6-8 | Dandridge, 28 | Abdul-Jabbar, 30 | 15,412 |
| 15 | 11/23 | @ Seattle | L | 104-112 | 6-9 | Winters, 28 | Burleson, 28 | 14,021 |
| 16 | 11/27 | Golden State | L | 105-106 | 6-10 | Winters, 22 | Williams/Johnson, 22 | 10,413 |
| 17 | 11/28 | @ Chicago | L | 69-89 | 6-11 | Winters, 13 | Love, 24 | 7,575 |
| 18 | 11/29 | Chicago | W | 88-85 | 7-11 | Winters, 28 | Van Lier, 19 | 10,938* |
| 19 | 12/3 | Portland | W | 114-92 | 8-11 | Winters, 22 | Anderson, 17 | 10,523 |
| 20 | 12/5 | Kansas City | W | 103-95 | 9-11 | Dandridge, 24 | Archibald, 29 | 10,938* |
| 21 | 12/9 | @ New York | W | 109-100 | 10-11 | Winters, 28 | Haywood, 27 | 14,891 |
| 22 | 12/10 | @ Boston | L | 98-111 | 10-12 | Dandridge/Winters, 20 | Scott/Cowens, 19 | 9,831 |
| 23 | 12/12 | Cleveland | L | 91-101 | 10-13 | Smith, 19 | B. Smith, 18 | 10,498 |
| 24 | 12/17 | @ Phoenix | L | 111-116 | 10-14 | Brokaw, 28 | Erickson/Adams, 25 | 5,689 |
| 25 | 12/20 | @ Golden State | L | 87-124 | 10-15 | Brokaw, 17 | Barry, 20 | 10,357 |
| 26 | 12/21 | @ Seattle | W | 103-101 | 11-15 | Dandridge, 31 | Bantom, 20 | 12,188 |
| 27 | 12/23 | New York | L | 108-110 | 11-16 | Bridgeman, 28 | Monroe, 24 | 9,413 |
| 28 | 12/26 | Washington | W | 85-81 | 12-16 | Winters, 24 | Hayes, 23 | 10,869 |
| 29 | 12/27 | @ Atlanta | L | 82-87 | 12-17 | Smith, 20 | Drew, 18 | 6,838 |
| 30 | 12/28 | Phoenix | W | 88-85 | 13-17 | Price, 20 | Erickson, 22 | 10,938* |
| 31 | 12/30 | @ Buffalo | L | 106-118 | 13-18 | Mayes, 17 | McAdoo, 40 | 8,309 |
| 32 | 1/2 | @ Detroit | W | 98-83 | 14-18 | Dandridge, 23 | Lanier, 24 | 7,830 |
| 33 | 1/3 | Houston | W | 126-101 | 15-18 | Dandridge, 31 | Kunnert/Murphy, 23 | 10,938* |
| 34 | 1/6 | Atlanta | L | 87-91 | 15-19 | Price, 20 | Van Arsdale, 26 | 9,955 |
| 35 | 1/7 | @ Philadelphia | L | 102-112 | 15-20 | Price, 25 | McGinnis, 24 | 8,387 |
| 36 | 1/9 | Detroit | W | 102-95 | 16-20 | Smith, 23 | Trapp, 27 | 10,938* |
| 37 | 1/10 | @ Washington | L | 87-102 | 16-21 | Dandridge, 24 | Hayes, 28 | 9,316 |
| 38 | 1/11 | Los Angeles | W | 95-89 | 17-21 | Price, 20 | Abdul-Jabbar, 35 | 10,938* |
| 39 | 1/13 | Seattle | W | 114-108 | 18-21 | Dandridge, 25 | Brown, 24 | 10,496 |
| 40 | 1/16 | New Orleans | L | 92-94 | 18-22 | Winters, 22 | Behagen, 25 | 10,938* |
| 41 | 1/18 | Boston | L | 94-97 | 18-23 | Price, 26 | White, 22 | 10,579 |
| 42 | 1/20 | Philadelphia | L | 108-111 | 18-24 | Dandridge, 34 | McGinnis, 28 | 9,107 |
| 43 | 1/23 | Kansas City | W | 113-97 | 19-24 | Dandridge, 40 | Johnson, 23 | 10,938* |
| 44 | 1/24 | @ Cleveland | L | 89-132 | 19-25 | Dandridge, 23 | Russell, 22 | 16,730 |
| 45 | 1/26 | Golden State | L | 104-115 | 19-26 | Dandridge, 25 | Barry, 28 | 10,938* |
| 46 | 1/27 | @ Kansas City | L | 89-107 | 19-27 | Dandridge, 19 | Lacey, 26 | 5,887 |
| 47 | 1/29 | @ Phoenix | W | 105-96 | 20-27 | Dandridge, 36 | Westphal, 29 | 7,125 |
| 48 | 1/31 | @ Golden State | L | 88-90 | (OT) 20-28 | Price, 16 | Wilkes, 25 | 11,004 |
| 49 | 2/1 | @ Portland | L | 97-107 | 20-29 | Dandridge, 22 | Wicks/Petrie, 26 | 11,284 |
| 50 | 2/6 | @ Buffalo | L | 104-109 | 20-30 | Dandridge, 28 | McAdoo, 32 | 9,682 |
| 51 | 2/7 | @ Detroit | W | 114-116 | 21-30 | Dandridge, 23 | Lanier, 30 | 9,438 |
| 52 | 2/10 | New York | L | 97-104 | 21-31 | Bridgeman, 22 | Bradley/Monroe, 24 | 15,111 |
| 53 | 2/11 | @ New York | W | 109-95 | 22-31 | Winters, 27 | Haywood, 20 | 10,938* |
| 54 | 2/13 | Cleveland | L | 96-101 | 22-32 | Winters, 24 | Chones, 19 | 6,023 |
| 55 | 2/14 | @ Chicago | W | 95-89 | 23-32 | Price, 20 | Laskowski, 29 | 5,163 |
| 56 | 2/15 | Houston | W | 113-105 | 24-32 | Winters, 30 | Tomjanovich, 24 | 10,421 |
| 57 | 2/17 | Washington | L | 112-113 | 24-33 | Smith/Brokaw, 23 | Chenier, 42 | 9,583 |
| 58 | 2/20 | @ Houston | L | 108-110 | 24-34 | Brokaw, 23 | Murphy, 27 | 5,163 |
| 59 | 2/22 | Chicago | W | 115-112 | 25-34 | Winters, 27 | Love, 30 | 10,938* |
| 60 | 2/28 | @ New Orleans | W | 112-99 | 26-34 | Dandridge, 27 | Maravich, 21 | 8,274 |
| 61 | 3/2 | New Orleans | W | 111-109 | (OT) 27-34 | Winters, 28 | Williams, 33 | 10,315 |
| 62 | 3/4 | Kansas City | W | 99-95 | 28-34 | Dandridge, 31 | Archibald, 26 | 10,209 |
| 63 | 3/7 | @ Kansas City | L | 97-113 | 28-35 | Dandridge, 24 | Archibald, 29 | 6,666 |
| 64 | 3/10 | Seattle | L | 105-110 | 28-36 | Dandridge, 22 | Brown, 26 | 9,587 |
| 65 | 3/12 | Detroit | L | 101-117 | 28-37 | Smith, 19 | Lanier, 21 | 10,938* |
| 66 | 3/13 | @ Kansas City | W | 121-118 | 29-37 | Dandridge, 38 | Wedman, 26 | 6,666 |
| 67 | 3/14 | Phoenix | L | 106-108 | 29-38 | Dandridge, 33 | Adams, 25 | 10,938* |
| 68 | 3/17 | Los Angeles | W | 109-96 | 30-38 | Smith, 22 | Abdul-Jabbar/Allen, 21 | 10,938* |
| 69 | 3/20 | @ Golden State | L | 106-120 | 30-39 | Dandridge, 20 | Smith, 19 | 12,787 |
| 70 | 3/21 | @ Los Angeles | W | 130-111 | 31-39 | Dandridge, 27 | Abdul-Jabbar, 34 | 11,579 |
| 71 | 3/23 | @ Portland | L | 97-100 | (OT) 31-40 | Winters, 34 | Neal/Wicks, 25 | 9,633 |
| 72 | 3/24 | @ Seattle | L | 110-135 | 31-41 | Winters, 20 | Seals, 27 | 14,096 |
| 73 | 3/26 | Buffalo | W | 123-92 | 32-41 | Dandridge, 22 | McAdoo, 25 | 10,938* |
| 74 | 3/27 | @ Cleveland | L | 99-103 | 32-42 | Dandridge, 24 | Snyder, 20 | 19,526 |
| 75 | 3/28 | Portland | W | 115-100 | 33-42 | Dandridge, 29 | Wicks, 16 | 9,247 |
| 76 | 3/30 | Atlanta | W | 130-126 | (OT) 34-42 | Smith, 31 | Henderson, 28 | 8,559 |
| 77 | 4/2 | Kansas City | W | 120-107 | 35-42 | Winters, 24 | Archibald, 28 | 10,579 |
| 78 | 4/3 | @ Atlanta | W | 115-106 | 36-42 | Dandridge, 34 | Hudson, 21 | 2,818 |
| 79 | 4/5 | @ Chicago | W | 102-97 | 37-42 | Smith, 28 | Boerwinkle, 19 | 5,678 |
| 80 | 4/7 | @ Detroit | L | 96-106 | 37-43 | Bridgeman, 23 | Lanier, 23 | 5,719 |
| 81 | 4/9 | @ Boston | W | 106-100 | 38-43 | Dandridge, 26 | Havlicek, 22 | 15,320 |
| 82 | 4/11 | Chicago | L | 77-111 | 38-44 | Restani, 13 | Johnson, 27 | 9,275 |

* denotes sellout

GENERAL
INFO

FRONT
OFFICE

PLAYERS

2011-12
SEASON

STATS &
RECORDS

HISTORY

NBA

OPPONENTS

MEDIA

1976-77 MILWAUKEE BUCKS



BACK ROW: Head Coach Don Nelson, Fred Carter, Bob Dandridge, Lloyd Walton, Rowland Garrett, Junior Bridgeman, Assistant Coach K.C. Jones, Trainer Tony Spino. **FRONT ROW:** David Meyers, Alex English, Brian Winters, Swen Nater, Scott Lloyd, Quinn Buckner, Kevin Restani.

REGULAR SEASON (30-52) - 6TH, MIDWEST DIVISION - PLAYOFFS (DNQ)

| PLAYER | G-GS | MIN | FG-FGA | PCT | FT-FTA | PCT | OR | DR | TR | AST | PF-DQ | STL | BLK | PTS | AVG |
|---------------|-----------|--------------|------------------|-------------|------------------|-------------|-------------|-------------|-------------|-------------|----------------|------------|------------|-------------|--------------|
| Dandridge | 70-65 | 2501 | 585-1253 | .467 | 283-367 | .771 | 146 | 294 | 440 | 268 | 222-1 | 95 | 28 | 1453 | 20.8 |
| Winters | 78-76 | 2717 | 652-1308 | .498 | 205-242 | .847 | 64 | 167 | 231 | 337 | 228-1 | 114 | 29 | 1509 | 19.3 |
| Bridgeman | 82-48 | 2410 | 491-1094 | .449 | 197-228 | .864 | 129 | 287 | 416 | 205 | 221-3 | 82 | 26 | 1179 | 14.4 |
| Nater | 72-49 | 1960 | 383-725 | .528 | 172-228 | .754 | 266 | 599 | 865 | 108 | 214-7 | 54 | 51 | 938 | 13.0 |
| Meyers | 50-33 | 1262 | 179-383 | .467 | 127-192 | .661 | 122 | 219 | 341 | 86 | 152-4 | 42 | 32 | 485 | 9.7 |
| Brokaw | 41-7 | 891 | 130-324 | .401 | 105-137 | .766 | 10 | 54 | 64 | 111 | 85-0 | 22 | 23 | 365 | 8.9 |
| Buckner | 79-67 | 2095 | 299-689 | .434 | 83-154 | .539 | 91 | 173 | 264 | 372 | 291-5 | 192 | 21 | 681 | 8.6 |
| Smith | 34-25 | 789 | 113-253 | .447 | 61-105 | .581 | 52 | 156 | 208 | 30 | 109-2 | 19 | 69 | 287 | 8.4 |
| Price | 6-3 | 111 | 21-41 | .512 | 7-9 | .778 | 4 | 9 | 13 | 15 | 14-0 | 7 | 1 | 49 | 8.2 |
| Carter (TOT) | 61-8 | 1112 | 209-500 | .418 | 68-96 | .708 | 55 | 62 | 117 | 125 | 125-0 | 39 | 9 | 486 | 8.0 |
| Carter (MIL) | 47-8 | 875 | 166-399 | .416 | 58-77 | .753 | 45 | 48 | 93 | 104 | 96-0 | 28 | 7 | 390 | 8.3 |
| Lloyd | 69-7 | 1025 | 153-324 | .472 | 95-126 | .754 | 81 | 129 | 210 | 33 | 158-5 | 21 | 13 | 401 | 5.8 |
| Restani | 64-16 | 1116 | 173-334 | .518 | 12-24 | .500 | 81 | 181 | 262 | 88 | 102-0 | 33 | 11 | 358 | 5.6 |
| English | 60-6 | 648 | 132-277 | .477 | 46-60 | .767 | 68 | 100 | 168 | 25 | 78-0 | 17 | 18 | 310 | 5.2 |
| Walton | 53-0 | 678 | 88-188 | .468 | 53-65 | .815 | 15 | 36 | 51 | 141 | 52-0 | 40 | 2 | 229 | 4.3 |
| Davis | 19-0 | 165 | 29-68 | .426 | 23-25 | .920 | 11 | 18 | 29 | 20 | 11-0 | 6 | 4 | 81 | 4.3 |
| Garrett (TOT) | 62-0 | 598 | 106-239 | .444 | 41-51 | .804 | 37 | 75 | 112 | 27 | 80-0 | 21 | 10 | 253 | 4.1 |
| Garrett (MIL) | 33-0 | 383 | 66-146 | .452 | 23-29 | .793 | 27 | 45 | 72 | 20 | 50-0 | 14 | 7 | 155 | 4.7 |
| McDonald | 9-0 | 79 | 8-34 | .235 | 3-4 | .750 | 8 | 4 | 12 | 7 | 11-0 | 4 | 0 | 19 | 2.1 |
| BUCKS | 82 | 19705 | 3668-7840 | .468 | 1553-2072 | .750 | 1220 | 2519 | 3739 | 1970 | 2094-28 | 790 | 342 | 8889 | 108.4 |

HIGHLIGHTS:

- On September 9, Don Nelson joins the Bucks as an assistant coach.
- That same month, the last original Milwaukee Buck, Jon McGlocklin, retires from the NBA as the Bucks third all-time leading scorer with 7,507 points (currently ranks 12th) in 595 games in a Bucks uniform. On December 10, his #14 jersey is retired by the Bucks.
- A group headed by James F. Fitzgerald, William J. Blake and J.P. Cullen and Son Corporation purchased 361,000 outstanding shares of Milwaukee Professional Sports and Services common stock. On November 4, Fitzgerald is elected Chairman of the Board and President of Milwaukee Professional Sports and Services.
- Only 18 games into the season, on November 22, Larry Costello resigns as head coach after a 3-15 start and is replaced by Nelson. John Steinmiller is promoted to Director of Business Operations, overseeing the club's day-to-day business functions.
- Bob Dandridge is the team's leading scorer once more, with 20.8 points per game.
- Swen Nater sets the Bucks record for rebounds in a single game with 33 vs. Atlanta on December 19, 1976. After the season, Nater is traded to Buffalo for the third overall pick in the 1977 Draft (Marques Johnson).
- Milwaukee hosts the NBA All-Star Game on February 13, 1977. Julius Erving, with 30 points, is named MVP in the West's 125-124 win.

PLAYOFF RECORD:

- Did not qualify

HONORS:

- Quinn Buckner - All Rookie Second Team

1976-77 MILWAUKEE BUCKS

REGULAR SEASON DAY-BY-DAY

| Gm | Date | Opponent | W-L | Score | Record | Bucks High Scorer | Opp. High Scorer | Atten. |
|----|-------|----------------|-----|--------------|--------|-------------------------|--------------------|---------|
| 1 | 10/21 | Buffalo | L | 112-133 | 0-1 | Winters, 21 | Shumate, 23 | 9,754 |
| 2 | 10/23 | Boston | L | 107-111 (OT) | 0-2 | Dandridge, 25 | White, 29 | 10,374 |
| 3 | 10/24 | @ Atlanta | L | 91-115 | 0-3 | Dandridge, 29 | Hawes, 19 | 3,272 |
| 4 | 10/26 | @ Chicago | L | 88-90 | 0-4 | Price, 20 | Van Lier, 18 | 7,106 |
| 5 | 10/28 | @ Denver | L | 100-119 | 0-5 | Bridgeman, 19 | Issel, 30 | 14,155 |
| 6 | 10/30 | Chicago | W | 102-74 | 1-5 | Winters, 30 | Kropp, 18 | 10,938* |
| 7 | 11/2 | Seattle | W | 125-113 | 2-5 | Dandridge, 37 | Tolson, 19 | 9,175 |
| 8 | 11/3 | @ Washington | L | 105-117 | 2-6 | Restani, 22 | Hayes, 31 | 6,825 |
| 9 | 11/4 | @ Cleveland | L | 88-96 | 2-7 | Winters, 23 | Russell, 22 | 10,502 |
| 10 | 11/6 | Denver | L | 103-105 | 2-8 | Winters, 20 | Thompson, 29 | 10,938* |
| 11 | 11/9 | Cleveland | L | 90-111 | 2-9 | Brokaw/Lloyd, 16 | Russell, 25 | 9,139 |
| 12 | 11/12 | Houston | W | 111-99 | 3-9 | Lloyd, 20 | Newlin, 23 | 10,692 |
| 13 | 11/13 | @ New York | L | 97-110 | 3-10 | Winters, 29 | Frazier, 25 | 14,218 |
| 14 | 11/14 | Detroit | L | 83-104 | 3-11 | English, 21 | Ford, 20 | 9,702 |
| 15 | 11/16 | @ Kansas City | L | 91-100 | 3-12 | English/Smith, 21 | Boone, 27 | 4,242 |
| 16 | 11/17 | @ Phoenix | L | 95-103 | 3-13 | Winters, 25 | D. Van Arsdale, 19 | 7,017 |
| 17 | 11/19 | @ Portland | L | 111-124 | 3-14 | Dandridge, 31 | Walton, 27 | 11,594 |
| 18 | 11/21 | @ Seattle | L | 106-115 | 3-15 | Winters, 27 | Brown, 25 | 11,969 |
| 19 | 11/23 | Los Angeles | L | 114-117 | 3-16 | Dandridge, 24 | Abdul-Jabbar, 36 | 9,573 |
| 20 | 11/26 | @ Indiana | L | 98-109 | 3-17 | Dandridge/Winters, 24 | Hillman, 25 | 12,827 |
| 21 | 11/27 | New Jersey | L | 91-96 | 3-18 | Dandridge, 22 | Archibald, 28 | 10,938* |
| 22 | 11/30 | Portland | W | 115-106 | 4-18 | Winters, 43 | Walton, 26 | 9,879 |
| 23 | 12/1 | @ New Orleans | L | 105-126 | 4-19 | Dandridge, 23 | Maravich, 38 | 7,552 |
| 24 | 12/2 | @ Houston | L | 110-137 | 4-20 | Bridgeman, 16 | Tomjanovich, 38 | 5,126 |
| 25 | 12/4 | @ Portland | L | 108-112 | 4-21 | Dandridge, 30 | Walton, 25 | 11,448 |
| 26 | 12/7 | @ Denver | L | 115-122 | 4-22 | Winters, 18 | Thompson, 27 | 15,237 |
| 27 | 12/10 | San Antonio | L | 120-136 | 4-23 | Winters, 26 | Kenon, 23 | 10,526 |
| 28 | 12/12 | Philadelphia | L | 102-107 | 4-24 | Dandridge, 30 | McGinnis, 27 | 10,938* |
| 29 | 12/15 | @ Boston | L | 128-129 | 4-25 | Bridgeman, 41 | Scott, 29 | 7,917 |
| 30 | 12/17 | @ New Jersey | W | 126-110 | 5-25 | Dandridge, 36 | Skinner, 21 | 5,775 |
| 31 | 12/19 | Atlanta | W | 126-109 | 6-25 | Nater, 30 | Henderson, 17 | 8,975 |
| 32 | 12/23 | Golden State | W | 112-103 | 7-25 | Dandridge, 22 | Williams, 26 | 9,187 |
| 33 | 12/26 | @ Los Angeles | L | 99-107 | 7-26 | Bridgeman/Winters, 20 | Abdul-Jabbar, 19 | 9,609 |
| 34 | 12/28 | @ Golden State | W | 113-102 | 8-26 | Dandridge, 29 | Wilkes, 24 | 12,957 |
| 35 | 12/30 | Portland | W | 127-107 | 9-26 | Bridgeman, 24 | Davis, 20 | 10,938* |
| 36 | 1/2 | Indiana | L | 109-116 | 9-27 | Winters, 18 | Robisch, 27 | 9,617 |
| 37 | 1/4 | Phoenix | W | 139-111 | 10-27 | Bridgeman, 38 | Perry/Ferrell, 20 | 8,871 |
| 38 | 1/6 | Buffalo | W | 119-111 | 11-27 | Dandridge, 27 | Dantley, 23 | 10,275 |
| 39 | 1/7 | @ Detroit | L | 132-140 | 11-28 | Dandridge, 26 | H. Porter/Carr, 25 | 5,356 |
| 40 | 1/8 | Philadelphia | W | 111-106 | 12-28 | Dandridge, 25 | Erving, 32 | 10,938* |
| 41 | 1/11 | Washington | L | 109-120 | 12-29 | Dandridge, 28 | Hayes/Wright, 25 | 9,219 |
| 42 | 1/12 | @ San Antonio | W | 127-121 | 13-29 | Bridgeman, 28 | Gervin, 26 | 10,096 |
| 43 | 1/14 | Houston | L | 84-111 | 13-30 | Lloyd, 16 | Murphy, 22 | 9,879 |
| 44 | 1/15 | @ Chicago | L | 93-96 | 13-31 | Bridgeman, 32 | May, 21 | 7,723 |
| 45 | 1/16 | Chicago | L | 83-102 | 13-32 | Dandridge/Buckner, 20 | Johnson, 27 | 9,690 |
| 46 | 1/18 | Cleveland | L | 93-101 | 13-33 | Winters, 18 | Carr, 22 | 9,047 |
| 47 | 1/21 | @ Atlanta | L | 101-121 | 13-34 | Dandridge, 26 | Hudson, 39 | 3,658 |
| 48 | 1/22 | @ Cleveland | L | 116-130 | 13-35 | Winters, 27 | Carr, 28 | 13,547 |
| 49 | 1/23 | Kansas City | W | 119-111 | 14-35 | Bridgeman, 27 | Robinson, 27 | 9,989 |
| 50 | 1/26 | @ Buffalo | L | 108-114 | 14-36 | Bridgeman, 25 | Dantley, 29 | 5,580 |
| 51 | 1/28 | @ Boston | L | 113-119 | 14-37 | Bridgeman, 28 | Havlicek, 33 | 10,699 |
| 52 | 1/30 | @ New Jersey | W | 100-92 | 15-37 | Bridgeman, 21 | Skinner, 20 | 7,125 |
| 53 | 2/1 | @ Los Angeles | L | 115-136 | 15-38 | Dandridge, 30 | Abdul-Jabbar, 34 | 12,445 |
| 54 | 2/2 | @ Phoenix | L | 113-130 | 15-39 | Bridgeman, 23 | Westphal, 29 | 7,364 |
| 55 | 2/5 | @ Golden State | L | 116-138 | 15-40 | Dandridge, 25 | Barry, 29 | 11,132 |
| 56 | 2/6 | @ Seattle | L | 99-107 | 15-41 | Nater, 24 | Brown/Seals, 22 | 13,572 |
| 57 | 2/8 | New Jersey | W | 100-97 | 16-41 | Winters, 30 | Hawkins, 25 | 7,894 |
| 58 | 2/9 | @ Philadelphia | L | 104-107 | 16-42 | Winters, 34 | Free, 21 | 13,989 |
| 59 | 2/10 | Kansas City | W | 112-102 | 17-42 | Nater, 28 | Boone, 22 | 7,968 |
| 60 | 2/15 | New Orleans | W | 117-106 | 18-42 | Winters, 31 | Williams, 24 | 8,679 |
| 61 | 2/17 | Golden State | W | 99-97 | 19-42 | Winters, 24 | Smith, 28 | 10,629 |
| 62 | 2/18 | New York | W | 124-123 | 20-42 | Dandridge, 32 | McAdoo, 42 | 10,601 |
| 63 | 2/23 | @ New Orleans | L | 96-106 | 20-43 | Bridgeman/Dandridge, 19 | Maravich, 38 | 7,179 |
| 64 | 2/24 | @ San Antonio | W | 131-121 | 21-43 | Winters, 29 | Gervin, 31 | 9,116 |
| 65 | 2/26 | @ Washington | L | 102-105 | 21-44 | Winters, 28 | Hayes, 25 | 8,199 |
| 66 | 3/5 | @ Houston | L | 106-119 | 21-45 | Dandridge, 18 | Dandridge, 18 | 5,793 |
| 67 | 3/6 | @ Kansas City | L | 108-109 | 21-46 | Dandridge, 22 | Taylor, 19 | 11,882 |
| 68 | 3/8 | @ Detroit | L | 107-109 | 21-47 | Dandridge, 28 | Simpson, 20 | 4,446 |
| 69 | 3/9 | Washington | W | 109-107 | 22-47 | Dandridge, 26 | Chenier, 25 | 9,981 |
| 70 | 3/12 | Indiana | W | 108-106 | 23-47 | Dandridge, 24 | Knight, 23 | 9,225 |
| 71 | 3/14 | Los Angeles | W | 110-106 | 24-47 | Dandridge, 17 | Abdul-Jabbar, 25 | 9,793 |
| 72 | 3/17 | Boston | W | 100-91 | 25-47 | Winters, 21 | Havlicek, 24 | 8,975 |
| 73 | 3/20 | Seattle | L | 107-110 | 25-48 | Dandridge, 22 | Brown, 23 | 9,047 |
| 74 | 3/22 | @ New York | L | 115-125 | 25-49 | Dandridge, 27 | McAdoo, 29 | 12,005 |
| 75 | 3/25 | Denver | W | 112-108 | 26-49 | Winters, 24 | Issel, 32 | 10,898 |
| 76 | 3/26 | Detroit | W | 128-108 | 27-49 | Carter, 27 | Eberhard, 24 | 8,879 |
| 77 | 3/29 | Phoenix | L | 110-122 | 27-50 | Dandridge, 32 | Westphal, 34 | 8,945 |
| 78 | 4/1 | New York | L | 109-116 | 27-51 | Winters, 34 | Monroe, 28 | 8,677 |
| 79 | 4/2 | @ Buffalo | L | 93-94 | 27-52 | Bridgeman, 26 | Dantley, 32 | 6,606 |
| 80 | 4/3 | @ Indiana | W | 120-112 | 28-52 | Meyers/Bridgeman, 22 | Knight, 30 | 8,738 |
| 81 | 4/8 | Atlanta | W | 118-107 | 29-52 | Winters, 36 | Drew, 27 | 8,904 |
| 82 | 4/10 | San Antonio | W | 133-125 | 30-52 | Winters, 36 | Gervin, 31 | 7,689 |

* denotes sellout

GENERAL
INFO

FRONT
OFFICE

PLAYERS

2011-12
SEASON

STATS &
RECORDS

HISTORY

NBA

OPPONENTS

MEDIA

1977-78 MILWAUKEE BUCKS



BACK ROW: Head Coach Don Nelson, Ernie Grunfeld, Junior Bridgeman, Brian Winters, Quinn Buckner, Assistant Coach John Killilea, Trainer Tony Spino. **FRONT ROW:** Jim Eakins, Marques Johnson, Dave Meyers, Lloyd Walton, John Gianelli, Alex English, Kent Benson.

REGULAR SEASON (44-38) - 2ND, MIDWEST DIVISION - PLAYOFFS (5-4)

| PLAYER | G-GS | MIN | FG-FGA | PCT | FT-FTA | PCT | OR | DR | TR | AST | PF-DQ | STL | BLK | PTS | AVG |
|--------------|-----------|--------------|------------------|-------------|------------------|-------------|-------------|-------------|-------------|-------------|----------------|-------------|------------|-------------|--------------|
| Winters | 80-79 | 2751 | 674-1457 | .463 | 246-293 | .840 | 87 | 163 | 250 | 393 | 239-4 | 124 | 27 | 1594 | 19.9 |
| Johnson | 80-80 | 2765 | 628-1204 | .522 | 301-409 | .736 | 292 | 555 | 847 | 190 | 221-3 | 92 | 103 | 1557 | 19.5 |
| Meyers | 80-79 | 2416 | 432-938 | .461 | 314-435 | .722 | 144 | 393 | 537 | 241 | 240-2 | 86 | 46 | 1178 | 14.7 |
| Bridgeman | 82-3 | 1876 | 476-947 | .503 | 166-205 | .810 | 114 | 176 | 290 | 175 | 202-1 | 72 | 30 | 1118 | 13.6 |
| English | 82-4 | 1552 | 343-633 | .542 | 104-143 | .727 | 144 | 251 | 395 | 129 | 178-1 | 41 | 55 | 790 | 9.6 |
| Buckner | 82-82 | 2072 | 314-671 | .468 | 131-203 | .645 | 78 | 169 | 247 | 456 | 287-6 | 188 | 19 | 759 | 9.3 |
| Gianelli | 82-60 | 2327 | 307-629 | .488 | 79-123 | .642 | 166 | 343 | 509 | 192 | 189-4 | 54 | 92 | 693 | 8.5 |
| Benson | 69-22 | 1288 | 220-473 | .465 | 92-141 | .652 | 89 | 206 | 295 | 99 | 177-1 | 69 | 54 | 532 | 7.7 |
| Grunfeld | 73-1 | 1261 | 204-461 | .443 | 94-143 | .657 | 70 | 124 | 194 | 145 | 150-1 | 54 | 19 | 502 | 6.9 |
| Walton | 76-0 | 1264 | 154-344 | .448 | 54-83 | .651 | 26 | 50 | 76 | 253 | 94-0 | 77 | 13 | 362 | 4.8 |
| Eakins (TOT) | 33-1 | 406 | 44-86 | .512 | 50-60 | .833 | 29 | 46 | 75 | 29 | 71-0 | 7 | 17 | 138 | 4.2 |
| Eakins (MIL) | 17-0 | 155 | 14-34 | .412 | 21-26 | .808 | 12 | 17 | 29 | 12 | 25-0 | 4 | 7 | 49 | 2.9 |
| Restani | 8-0 | 84 | 13-28 | .464 | 0-2 | .000 | 4 | 10 | 14 | 9 | 4-0 | 0 | 1 | 26 | 3.3 |
| Laurel | 10-0 | 57 | 10-31 | .323 | 4-4 | 1.000 | 6 | 4 | 10 | 3 | 10-0 | 3 | 1 | 24 | 2.4 |
| Lloyd | 14-0 | 112 | 12-33 | .364 | 6-10 | .600 | 7 | 19 | 26 | 9 | 22-0 | 3 | 5 | 30 | 2.1 |
| BUCKS | 82 | 19980 | 3801-7883 | .482 | 1612-2220 | .726 | 1239 | 2480 | 3719 | 2306 | 2038-23 | 1678 | 472 | 9214 | 112.4 |

HIGHLIGHTS:

- Prior to the season, on June 20, 1977, John Killilea, once a scout for the Bucks and more recently an assistant coach in Boston, is named assistant coach and Assistant Director of Player Personnel.
- The Bucks drafted three of the top 11 players in the 1977 Draft, adding Kent Benson, Marques Johnson and Ernie Grunfeld to a group that included veterans Junior Bridgeman, Quinn Buckner, Dave Meyers and Brian Winters.
- The Bucks set an all-time NBA record (later broken) by winning eight overtime games.
- The Bucks earned a playoff berth on the final day of the season when Seattle beat Golden State. Milwaukee swept the favored Suns 2-0 in the first round mini-series and took Denver to a tough seven games before succumbing.
- The Bucks set five team playoff records against Denver on April 23, 1978. - field goal percentage (.660), blocked shots (13), most points half (87), most points quarter (47, fourth quarter) and assists (46).

PLAYOFF RECORD:

- Beat Phoenix, Conference First Round, 2-0
- Lost to Denver, Conference Semifinals, 3-4

HONORS:

- Brian Winters - NBA All-Star Team
- Quinn Buckner - NBA All-Defensive Second Team
- Marques Johnson - NBA All-Rookie Team

1977-78 MILWAUKEE BUCKS

REGULAR SEASON DAY-BY-DAY

| Gm | Date | Opponent | W-L | Score | Record | Bucks High Scorer | Opp. High Scorer | Atten. |
|----|-------|----------------|-----|---------------|--------|----------------------|-------------------|---------|
| 1 | 10/18 | Los Angeles | W | 117-112 | 1-0 | Winters, 26 | Wilkes, 23 | 10,938* |
| 2 | 10/19 | @ Denver | L | 115-133 | 1-1 | Johnson, 22 | Thompson, 36 | 14,792 |
| 3 | 10/22 | Chicago | W | 113-95 | 2-1 | Bridgeman, 24 | Mi. Johnson, 22 | 10,938* |
| 4 | 10/27 | @ Houston | L | 110-133 | 2-2 | Winters, 29 | Tomjanovich, 32 | 7,851 |
| 5 | 10/30 | Seattle | W | 108-95 | 3-2 | Meyers, 23 | Williams, 21 | 10,107 |
| 6 | 11/1 | Kansas City | W | 115-95 | 4-2 | Bridgeman, 23 | Robinzine, 18 | 9,271 |
| 7 | 11/3 | @ Cleveland | L | 91-100 | 4-3 | Johnson, 20 | B. Smith, 24 | 8,264 |
| 8 | 11/4 | Houston | W | 110-108 | 5-3 | Winters, 22 | Lucas, 23 | 10,938* |
| 9 | 11/8 | Denver | L | 101-111 | 5-4 | Johnson, 26 | Thompson, 20 | 10,084 |
| 10 | 11/10 | @ Washington | W | 106-103 | 6-4 | Winters/Meyers, 24 | Dandridge, 25 | 7,139 |
| 11 | 11/11 | Cleveland | L | 82-88 | 6-5 | Bridgeman, 20 | Frazier, 16 | 10,938* |
| 12 | 11/13 | Boston | L | 119-127 (OT) | 6-6 | Johnson, 19 | White, 21 | 10,938* |
| 13 | 11/15 | Portland | L | 106-109 | 6-7 | Meyers, 14 | B. Walton, 32 | 10,865 |
| 14 | 11/16 | @ New Jersey | W | 116-106 | 7-7 | Meyers, 29 | K. Porter, 26 | 2,876 |
| 15 | 11/19 | @ Philadelphia | L | 100-111 | 7-8 | Johnson, 27 | Erving, 23 | 18,276 |
| 16 | 11/22 | Golden State | W | 109-88 | 8-8 | Winters, 22 | Parish, 19 | 10,938* |
| 17 | 11/23 | @ Kansas City | W | 122-116 | 9-8 | Johnson, 23 | Robinzine, 20 | 9,748 |
| 18 | 11/25 | @ Atlanta | W | 117-115 | 10-8 | Bridgeman, 24 | Rollins, 30 | 8,553 |
| 19 | 11/26 | @ San Antonio | L | 107-129 | 10-9 | Winters, 18 | Gervin, 26 | 9,078 |
| 20 | 11/29 | Detroit | L | 99-100 | 10-10 | Johnson, 22 | Money, 24 | 10,489 |
| 21 | 11/30 | @ Indiana | W | 120-113 | 11-10 | Johnson/Winters, 21 | Dantley, 34 | 14,244 |
| 22 | 12/2 | Washington | L | 95-108 | 11-11 | Winters, 29 | Hayes, 29 | 10,938* |
| 23 | 12/3 | @ New York | W | 115-108 | 12-11 | Winters, 30 | McAdoo, 27 | 15,103 |
| 24 | 12/4 | New Jersey | W | 134-118 (OT) | 13-11 | Winters, 36 | K.Porter, 40 | 9,879 |
| 25 | 12/6 | @ Los Angeles | L | 108-109 | 13-12 | Winters, 22 | Abdul-Jabbar, 26 | 14,448 |
| 26 | 12/8 | @ Golden State | W | 117-116 | 14-12 | Winters, 22 | Barry, 31 | 11,183 |
| 27 | 12/9 | @ Seattle | L | 123-136 | 14-13 | Johnson/Meyers, 20 | Williams, 33 | 12,946 |
| 28 | 12/10 | @ Denver | L | 111-118 | 14-14 | Winters, 22 | Jones, 25 | 15,426 |
| 29 | 12/13 | Philadelphia | W | 129-117 | 15-14 | Johnson, 29 | Erving, 29 | 10,938* |
| 30 | 12/16 | New York | W | 152-150 (3OT) | 16-14 | Johnson/Buckner, 27 | Shelton, 41 | 10,938* |
| 31 | 12/18 | Buffalo | W | 111-100 | 17-14 | Johnson, 19 | Smith, 28 | 10,621 |
| 32 | 12/21 | San Antonio | W | 116-92 | 18-14 | Johnson, 23 | Gervin/Kenon, 16 | 9,569 |
| 33 | 12/22 | @ Detroit | L | 102-118 | 18-15 | Meyers, 19 | Landier, 29 | 4,002 |
| 34 | 12/23 | Atlanta | L | 93-109 | 18-16 | Johnson, 21 | Drew, 19 | 10,864 |
| 35 | 12/25 | @ Kansas City | W | 131-122 | 19-16 | Winters, 22 | Washington, 29 | 7,652 |
| 36 | 12/27 | @ Buffalo | W | 108-105 | 20-16 | Johnson, 28 | Knight, 41 | 5,908 |
| 37 | 12/29 | Boston | L | 115-124 | 20-17 | Johnson, 28 | Cowens, 30 | 10,938* |
| 38 | 1/3 | Phoenix | L | 103-125 | 20-18 | Johnson, 31 | Westphal, 34 | 8,571 |
| 39 | 1/5 | New Orleans | L | 109-116 | 20-19 | Winters, 23 | Maravich, 38 | 10,938* |
| 40 | 1/6 | @ Houston | W | 103-101 | 21-19 | Winters, 31 | Malone, 25 | 11,180 |
| 41 | 1/8 | Kansas City | W | 133-123 | 22-19 | Winters, 22 | Wedman, 21 | 10,938* |
| 42 | 1/10 | Indiana | W | 125-103 | 23-19 | Winters, 25 | Bantom, 21 | 10,085 |
| 43 | 1/11 | @ San Antonio | L | 106-130 | 23-20 | Winters, 20 | Kenon, 24 | 8,967 |
| 44 | 1/13 | @ Chicago | L | 111-128 | 23-21 | Winters, 23 | Holland, 29 | 15,524 |
| 45 | 1/17 | New Jersey | W | 119-109 | 24-21 | Johnson, 29 | King, 35 | 10,034 |
| 46 | 1/18 | @ Boston | L | 116-130 | 24-22 | Bridgeman, 23 | Wicks, 35 | 8,565 |
| 47 | 1/19 | Denver | W | 114-109 | 25-22 | Johnson, 27 | Thompson, 34 | 10,938* |
| 48 | 1/22 | Chicago | W | 112-90 | 26-22 | Winters, 22 | Gilmore, 22 | 10,938* |
| 49 | 1/27 | @ Los Angeles | L | 114-131 | 26-23 | Meyers, 21 | Hudson, 29 | 14,348 |
| 50 | 1/29 | @ Seattle | L | 101-103 | 26-24 | Winters, 30 | Williams, 22 | 14,098 |
| 51 | 1/31 | @ Portland | L | 116-136 | 26-25 | Winters, 23 | Hollins, 24 | 12,666 |
| 52 | 2/2 | @ Golden State | L | 102-105 | 26-26 | Johnson/Meyers, 19 | Parish, 26 | 11,667 |
| 53 | 2/3 | @ Phoenix | L | 105-115 | 26-27 | Johnson, 18 | Davis, 30 | 12,660 |
| 54 | 2/8 | Buffalo | W | 104-103 | 27-27 | Winters, 37 | Smith/McNeill, 22 | 10,685 |
| 55 | 2/10 | Cleveland | W | 108-98 (OT) | 28-27 | Meyers/Bridgeman, 22 | E. Smith, 24 | 10,938* |
| 56 | 2/11 | @ New York | L | 122-133 | 28-28 | Bridgeman, 35 | McAdoo, 35 | 15,505 |
| 57 | 2/15 | New Orleans | W | 112-99 | 29-28 | Johnson, 26 | Robinson, 37 | 8,607 |
| 58 | 2/17 | Houston | W | 115-98 | 30-28 | Johnson, 22 | Newlin, 20 | 10,938* |
| 59 | 2/19 | Seattle | L | 103-108 | 30-29 | Winters, 27 | G. Williams, 23 | 10,938* |
| 60 | 2/24 | @ Chicago | W | 112-109 (OT) | 31-29 | Winters, 25 | Gilmore, 23 | 16,254 |
| 61 | 2/26 | @ New Orleans | W | 122-120 (OT) | 32-29 | Winters, 37 | Goodrich, 31 | 9,327 |
| 62 | 2/28 | Washington | W | 136-135 (OT) | 33-29 | Winters, 29 | C. Johnson, 25 | 10,938* |
| 63 | 3/3 | @ Phoenix | L | 126-132 | 33-30 | Johnson, 25 | Westphal, 31 | 11,139 |
| 64 | 3/5 | @ Portland | L | 88-126 | 33-31 | Benson, 15 | Lucas/Owens, 20 | 12,666 |
| 65 | 3/8 | New York | W | 127-125 (2OT) | 34-31 | Bridgeman, 22 | McAdoo, 34 | 10,938* |
| 66 | 3/10 | Golden State | L | 102-124 | 34-32 | Johnson, 24 | Smith, 27 | 10,938* |
| 67 | 3/12 | @ Atlanta | L | 93-98 | 34-33 | Johnson, 28 | Cris, 17 | 5,913 |
| 68 | 3/14 | Phoenix | W | 121-106 | 35-33 | Winters, 29 | Davis, 38 | 10,938* |
| 69 | 3/17 | @ Buffalo | L | 127-136 | 35-34 | Winters, 28 | McNeill/Smith, 31 | 4,629 |
| 70 | 3/18 | @ Indiana | W | 113-104 | 36-34 | Johnson, 25 | Bantom, 38 | 13,955 |
| 71 | 3/19 | @ Washington | W | 117-106 | 37-34 | Bridgeman, 25 | Hayes, 32 | 9,492 |
| 72 | 3/21 | Atlanta | W | 100-86 | 38-34 | Johnson, 21 | Cris, 21 | 10,938* |
| 73 | 3/23 | Portland | W | 116-109 | 39-34 | Johnson, 32 | Hollins, 38 | 10,938* |
| 74 | 3/24 | @ Philadelphia | L | 122-131 | 39-35 | Johnson, 25 | Bryant, 28 | 16,614 |
| 75 | 3/26 | Detroit | W | 110-109 | 40-35 | Meyers, 25 | Shumate, 24 | 10,938* |
| 76 | 3/30 | Indiana | W | 105-100 | 41-35 | Winters, 22 | Edward, 33 | 10,938* |
| 77 | 3/31 | @ New Jersey | L | 114-122 | 41-36 | Meyers, 24 | King, 39 | 5,647 |
| 78 | 4/2 | @ Detroit | W | 129-121 | 42-36 | Johnson, 24 | Shumate, 31 | 2,887 |
| 79 | 4/4 | Los Angeles | L | 102-103 | 42-37 | Winters, 24 | Abdul-Jabbar, 27 | 10,938* |
| 80 | 4/6 | @ Cleveland | L | 105-117 | 42-38 | Johnson, 22 | Chones, 27 | 11,265 |
| 81 | 4/7 | San Antonio | W | 108-102 | 43-38 | Winters, 30 | Gervin, 22 | 10,938* |
| 82 | 4/8 | @ Boston | W | 123-111 | 44-38 | Johnson, 25 | Havlicek/Bing, 21 | 14,712 |

* denotes sellout

GENERAL
INFO

FRONT
OFFICE

PLAYERS

2011-12
SEASON

STATS &
RECORDS

HISTORY

NBA

OPPONENTS

MEDIA

1978-79 MILWAUKEE BUCKS



BACK ROW: Assistant Coach John Killilea, George Johnson, Kevin Restani, Kent Benson, John Gianelli, Marques Johnson, Head Coach Don Nelson. **MIDDLE ROW:** Quinn Buckner, Sam Smith, Ernie Grunfeld, Junior Bridgeman, Brian Winters, Lloyd Walton. **FRONT ROW:** Trainer Tony Spino.

REGULAR SEASON (38-44) - 4TH, MIDWEST DIVISION - PLAYOFFS (DNQ)

| PLAYER | G-GS | MIN | FG-FGA | PCT | FT-FTA | PCT | OR | DR | TR | AST | PF-DQ | STL | BLK | PTS | AVG |
|--------------|-----------|--------------|------------------|-------------|------------------|-------------|-------------|-------------|-------------|-------------|----------------|-------------|------------|-------------|--------------|
| M. Johnson | 77-77 | 2779 | 820-1491 | .550 | 332-437 | .760 | 212 | 374 | 586 | 234 | 186-1 | 116 | 89 | 1972 | 25.6 |
| Winters | 79-77 | 2575 | 662-1343 | .493 | 237-277 | .856 | 48 | 129 | 177 | 383 | 243-1 | 83 | 40 | 1561 | 19.8 |
| Bridgeman | 82-5 | 1963 | 540-1067 | .506 | 189-228 | .829 | 113 | 184 | 297 | 163 | 184-2 | 88 | 41 | 1269 | 15.5 |
| Benson | 82-65 | 2132 | 413-798 | .518 | 180-245 | .735 | 187 | 397 | 584 | 204 | 280-4 | 89 | 81 | 1006 | 12.3 |
| Grunfeld | 82-7 | 1778 | 326-661 | .493 | 191-251 | .761 | 124 | 236 | 360 | 216 | 220-3 | 58 | 15 | 943 | 10.3 |
| Buckner | 81-81 | 1757 | 251-553 | .454 | 79-125 | .632 | 57 | 153 | 210 | 468 | 224-1 | 156 | 17 | 581 | 7.2 |
| Gianelli | 82-31 | 2057 | 256-527 | .486 | 72-102 | .706 | 122 | 286 | 408 | 160 | 196-4 | 44 | 57 | 584 | 7.1 |
| Restani | 81-47 | 1598 | 262-529 | .495 | 51-73 | .699 | 141 | 244 | 385 | 122 | 155-0 | 30 | 27 | 575 | 7.1 |
| G. Johnson | 67-19 | 1157 | 165-342 | .482 | 84-117 | .718 | 106 | 254 | 360 | 81 | 187-5 | 75 | 49 | 414 | 6.2 |
| Walton | 75-0 | 1381 | 157-327 | .480 | 61-90 | .678 | 34 | 70 | 104 | 356 | 103-0 | 72 | 9 | 375 | 5.0 |
| Smith | 16-0 | 125 | 19-47 | .404 | 18-24 | .750 | 0 | 9 | 9 | 16 | 12-0 | 8 | 7 | 56 | 3.5 |
| Howard | 3-0 | 22 | 5-11 | .455 | 0-0 | — | 5 | 2 | 7 | 1 | 8-0 | 0 | 0 | 10 | 3.3 |
| Van Lier | 38-1 | 555 | 30-77 | .390 | 47-52 | .904 | 8 | 32 | 40 | 158 | 108-4 | 43 | 3 | 107 | 2.8 |
| Beshore | 1-0 | 1 | 0-0 | — | 0-0 | — | 0 | 0 | 0 | 0 | 0-0 | 0 | 0 | 0 | 0.0 |
| BUCKS | 82 | 19880 | 3906-7773 | .503 | 1541-2021 | .762 | 1157 | 2370 | 3527 | 2562 | 2106-25 | 1574 | 435 | 9353 | 114.1 |

HIGHLIGHTS:

- Dave Meyers was lost for all 82 games of the regular season due to a back injury.
- Marques Johnson was named to the NBA All-Star Team, receiving more fan votes than any other player in the Western Conference. Johnson finished third in the NBA in scoring with a 25.6 average.
- Junior Bridgeman finished the season with a 15.5 average, tops among sixth men.
- The Bucks shattered the NBA assist record with 2,562 on the year for a 31.2 average (since broken).
- On December 26, 1978 vs. Detroit, the Bucks set NBA records for assists in a game (53) and in a quarter (19). They also set a team record for margin of victory (59) in the 143-84 win.
- On March 14, 1979, vs. New Orleans, the Bucks scored 87 points in a half (a team record) and scored 158 points, a franchise-best for a non-overtime game.

PLAYOFF RECORD:

- Did not qualify

HONORS:

- Marques Johnson - NBA All-Star Team and All-NBA Team

1978-79 MILWAUKEE BUCKS

REGULAR SEASON DAY-BY-DAY

| Gm | Date | Opponent | W-L | Score | Record | Bucks High Scorer | Opp. High Scorer | Atten. |
|----|-------|----------------|-----|---------------|--------|------------------------|-----------------------|---------|
| 1 | 10/14 | @ San Antonio | L | 111-153 | 0-1 | M. Johnson, 35 | Gervin, 37 | 11,897 |
| 2 | 10/15 | @ New Orleans | W | 123-112 | 1-1 | M. Johnson, 31 | Robinson, 24 | 7,264 |
| 3 | 10/20 | New York | L | 105-115 | 1-2 | M. Johnson, 31 | Williams, 26 | 10,938* |
| 4 | 10/21 | @ Kansas City | W | 103-88 | 2-2 | M. Johnson, 31 | Redmond, 14 | 7,959 |
| 5 | 10/22 | Golden State | W | 109-107 | 3-2 | Winters, 37 | Smith, 28 | 10,938* |
| 6 | 10/24 | @ Phoenix | L | 116-124 | 3-3 | M. Johnson, 37 | Davis, 38 | 11,728 |
| 7 | 10/25 | @ San Diego | L | 116-125 | 3-4 | Winters, 25 | Free, 38 | 8,051 |
| 8 | 10/27 | @ Seattle | L | 79-80 | 3-5 | M. Johnson, 32 | Brown, 20 | 19,060 |
| 9 | 10/28 | @ Portland | L | 95-106 | 3-6 | M. Johnson, 21 | Owens/Hollins, 25 | 12,666 |
| 10 | 10/31 | Kansas City | W | 114-112 | 4-6 | Winters, 27 | Birdsong, 26 | 10,467 |
| 11 | 11/1 | @ New Jersey | L | 110-131 | 4-7 | Bridgeman, 20 | King, 29 | 3,306 |
| 12 | 11/3 | @ Philadelphia | L | 103-118 | 4-8 | M. Johnson, 33 | Erving, 29 | 13,297 |
| 13 | 11/4 | New Orleans | L | 108-116 | 4-9 | Winters, 33 | Robinson, 30 | 10,938* |
| 14 | 11/7 | Boston | W | 125-108 | 5-9 | M. Johnson/Winters, 19 | White, 24 | 10,875 |
| 15 | 11/8 | @ Detroit | L | 106-117 | 5-10 | M. Johnson, 23 | Lanier, 35 | 7,024 |
| 16 | 11/10 | Houston | W | 131-126 | 6-10 | Winters, 27 | Malone, 39 | 10,938* |
| 17 | 11/11 | @ Atlanta | L | 95-102 | 6-11 | Winters, 21 | Johnson, 22 | 8,236 |
| 18 | 11/14 | Los Angeles | L | 119-137 | 6-12 | M. Johnson, 26 | Dantley, 34 | 10,938* |
| 19 | 11/15 | @ Washington | L | 111-138 | 6-13 | M. Johnson, 20 | Grevey, 24 | 7,128 |
| 20 | 11/18 | @ New York | L | 100-102 | 6-14 | Winters, 31 | Williams, 29 | 16,261 |
| 21 | 11/21 | Portland | W | 123-93 | 7-14 | M. Johnson, 24 | Brewer, 25 | 9,868 |
| 22 | 11/23 | San Antonio | L | 114-116 | 7-15 | M. Johnson/Winters, 27 | Kenon, 34 | 10,938* |
| 23 | 11/25 | Philadelphia | W | 127-126 | 8-15 | Winters, 36 | Collins, 32 | 10,938* |
| 24 | 11/26 | @ Indiana | L | 112-114 | 8-16 | M. Johnson, 23 | Davis, 35 | 7,156 |
| 25 | 11/28 | Denver | W | 117-100 | 9-16 | Winters, 27 | McGinnis, 26 | 10,812 |
| 26 | 12/1 | Indiana | W | 111-107 | 10-16 | M. Johnson/Winters, 23 | Bantom, 23 | 10,938* |
| 27 | 12/2 | @ Cleveland | W | 106-100 | 11-16 | M. Johnson, 34 | Russell/Chones, 19 | 9,052 |
| 28 | 12/6 | @ Golden State | L | 111-118 | 11-17 | M. Johnson, 38 | Lucas, 23 | 9,734 |
| 29 | 12/8 | @ Los Angeles | L | 85-101 | 11-18 | M. Johnson, 20 | Abdul-Jabbar, 23 | 10,847 |
| 30 | 12/9 | @ Denver | L | 103-113 | 11-19 | M. Johnson, 31 | Issel, 28 | 14,022 |
| 31 | 12/10 | San Diego | L | 106-107 | 11-20 | Winters, 28 | Free, 28 | 10,889 |
| 32 | 12/12 | Phoenix | W | 120-114 | 12-20 | M. Johnson, 40 | Westphal, 36 | 10,938* |
| 33 | 12/15 | Cleveland | L | 106-110 | 12-21 | Winters, 23 | Russell, 24 | 10,938* |
| 34 | 12/17 | Chicago | W | 117-101 | 13-21 | Bridgeman, 22 | Gilmore, 25 | 10,901 |
| 35 | 12/19 | Seattle | W | 128-99 | 14-21 | M. Johnson, 25 | Hansen, 19 | 10,938* |
| 36 | 12/23 | Kansas City | L | 117-122 (OT) | 14-22 | M. Johnson, 33 | Birdsong, 30 | 10,938* |
| 37 | 12/26 | Detroit | W | 143-84 | 15-22 | Grunfeld, 27 | Tyler, 16 | 10,938* |
| 38 | 12/28 | @ San Antonio | L | 103-112 | 15-23 | M. Johnson, 21 | Gervin, 36 | 11,583 |
| 39 | 12/29 | @ Houston | L | 103-106 | 15-24 | Winters, 27 | Malone, 20 | 9,331 |
| 40 | 1/2 | @ Cleveland | W | 116-113 | 16-24 | M. Johnson, 24 | Russell, 35 | 4,459 |
| 41 | 1/3 | Indiana | L | 102-108 | 16-25 | M. Johnson, 24 | Sobers, 28 | 10,938* |
| 42 | 1/5 | @ Chicago | L | 119-124 | 16-26 | Winters, 30 | O. Johnson, 22 | 11,625 |
| 43 | 1/6 | San Diego | W | 104-93 | 17-26 | Benson/Winters, 20 | Williams, 26 | 10,938* |
| 44 | 1/8 | Houston | W | 116-104 | 18-26 | M. Johnson, 36 | Malone, 27 | 10,938* |
| 45 | 1/10 | Atlanta | L | 113-117 (2OT) | 18-27 | M. Johnson, 38 | Drew, 35 | 9,512 |
| 46 | 1/12 | Golden State | W | 101-94 | 19-27 | Winters, 23 | Ray, 20 | 10,938* |
| 47 | 1/14 | Chicago | W | 104-99 | 20-27 | M. Johnson, 34 | Gilmore, 23 | 10,938* |
| 48 | 1/17 | Phoenix | W | 123-118 | 21-27 | Winters, 24 | Robinson, 25 | 10,661 |
| 49 | 1/19 | @ Boston | L | 102-103 | 21-28 | M. Johnson, 20 | Cowens, 26 | 13,082 |
| 50 | 1/21 | New York | W | 138-114 | 22-28 | M. Johnson, 33 | McAdoo, 28 | 10,938* |
| 51 | 1/28 | @ Los Angeles | L | 109-111 | 22-29 | M. Johnson, 23 | Abdul-Jabbar, 40 | 11,602 |
| 52 | 1/30 | @ San Diego | L | 113-117 | 22-30 | M. Johnson, 39 | Smith, 26 | 8,431 |
| 53 | 1/31 | @ Phoenix | L | 118-123 | 22-31 | M. Johnson, 25 | Westphal, 28 | 11,736 |
| 54 | 2/2 | @ Seattle | L | 102-104 | 22-32 | M. Johnson, 31 | Sikma, 22 | 24,322 |
| 55 | 2/7 | Washington | L | 90-96 | 22-33 | Bridgeman, 18 | Hayes, 33 | 10,938* |
| 56 | 2/8 | @ Houston | L | 129-134 | 22-34 | Bridgeman, 36 | Malone, 32 | 9,257 |
| 57 | 2/9 | Seattle | W | 118-116 (OT) | 23-34 | Grunfeld, 21 | Williams, 26 | 10,938* |
| 58 | 2/11 | Denver | W | 126-87 | 24-34 | Bridgeman, 20 | Boswell, 16 | 10,938* |
| 59 | 2/14 | New Jersey | W | 115-94 | 25-34 | Bridgeman, 29 | Boynes, 17 | 9,925 |
| 60 | 2/16 | Los Angeles | W | 99-98 | 26-34 | Winters, 26 | Abdul-Jabbar, 26 | 10,938* |
| 61 | 2/18 | @ Philadelphia | L | 107-110 (OT) | 26-35 | Bridgeman, 21 | Dawkins, 27 | 13,752 |
| 62 | 2/21 | @ Kansas City | L | 117-133 | 26-36 | M. Johnson, 24 | Wedman, 28 | 9,350 |
| 63 | 2/24 | @ Denver | L | 117-132 | 26-37 | M. Johnson, 25 | Thompson/McGinnis, 29 | 15,322 |
| 64 | 2/28 | Cleveland | W | 139-117 | 27-37 | M. Johnson, 29 | Russell, 20 | 10,938* |
| 65 | 3/2 | @ New Jersey | L | 91-99 | 27-38 | Winters/Bridgeman, 18 | King 23 | 5,826 |
| 66 | 3/4 | @ Boston | W | 135-122 | 28-38 | M. Johnson, 36 | Maxwell, 27 | 11,599 |
| 67 | 3/7 | New Jersey | W | 133-98 | 29-38 | Benson, 27 | Washington, 19 | 10,938* |
| 68 | 3/9 | Philadelphia | W | 119-113 | 30-38 | M. Johnson, 24 | Dawkins, 26 | 10,938* |
| 69 | 3/11 | Detroit | L | 115-125 | 30-39 | Benson, 21 | Lanier, 31 | 10,938* |
| 70 | 3/14 | New Orleans | W | 158-102 | 31-39 | Bridgeman, 25 | James, 20 | 10,938* |
| 71 | 3/16 | @ Washington | W | 134-126 (2OT) | 32-39 | Bridgeman, 23 | Dandridge, 33 | 14,686 |
| 72 | 3/18 | San Antonio | W | 147-127 | 33-39 | M. Johnson, 34 | Gervin, 23 | 10,938* |
| 73 | 3/20 | @ New York | L | 110-118 | 33-40 | M. Johnson, 24 | Monroe, 28 | 10,179 |
| 74 | 3/23 | @ Golden State | L | 113-116 | 33-41 | M. Johnson, 38 | Williams, 26 | 10,498 |
| 75 | 3/25 | @ Portland | W | 122-110 (OT) | 34-41 | M. Johnson, 28 | Thompson, 23 | 12,666 |
| 76 | 3/28 | Boston | W | 135-117 | 35-41 | Bridgeman, 30 | McAdoo, 30 | 10,938* |
| 77 | 3/30 | @ Indiana | W | 101-99 | 36-41 | M. Johnson, 21 | English, 21 | 11,015 |
| 78 | 3/31 | @ Chicago | W | 108-99 | 37-41 | M. Johnson, 26 | O. Johnson, 24 | 6,977 |
| 79 | 4/1 | Portland | L | 107-109 | 37-42 | Bridgeman, 27 | Lucas, 30 | 10,938* |
| 80 | 4/3 | Washington | L | 108-112 | 37-43 | M. Johnson, 29 | Hayes, 29 | 10,938* |
| 81 | 4/4 | @ Atlanta | L | 109-118 | 37-44 | Winters, 20 | Furrow, 20 | 8,041 |
| 82 | 4/6 | @ New Orleans | W | 140-131 | 38-44 | M. Johnson, 33 | Haywood, 31 | 4,006 |

* denotes sellout

GENERAL
INFO

FRONT
OFFICE

PLAYERS

2011-12
SEASON

STATS &
RECORDS

HISTORY

NBA

OPPONENTS

MEDIA

1979-80 MILWAUKEE BUCKS



BACK ROW: Head Coach Don Nelson, Pat Cummings, Harvey Catchings, Bob Lanier, Richard Washington, Dave Meyers, Assistant Coach John Killilea. **FRONT ROW:** Assistant Coach Dave Wohl, Lloyd Walton, Brian Winters, Marques Johnson, Junior Bridgeman, Sidney Moncrief, Quinn Buckner, Trainer Jeff Snedeker.

REGULAR SEASON (49-33) - 1ST, MIDWEST DIVISION - PLAYOFFS (3-4)

| PLAYER | G-GS | MIN | FG-FGA | PCT | 3FG-FA | PCT | FT-FTA | PCT | OR | DR | TR | AST | PF-DQ | STL | BLK | PTS | AVG |
|--------------|-----------|--------------|------------------|-------------|---------------|-------------|------------------|-------------|-------------|-------------|-------------|-------------|----------------|------------|------------|-------------|--------------|
| Johnson | 77-77 | 2686 | 689-1267 | .544 | 2-9 | .222 | 291-368 | .791 | 217 | 349 | 566 | 273 | 173-0 | 100 | 70 | 1671 | 21.7 |
| Lanier (TOT) | 63-63 | 2131 | 466-867 | .537 | 1-6 | .167 | 277-354 | .782 | 152 | 400 | 552 | 184 | 200-3 | 74 | 89 | 1210 | 19.2 |
| Lanier (MIL) | 26-26 | 739 | 147-283 | .519 | 1-1 | 1.000 | 113-144 | .785 | 44 | 135 | 179 | 62 | 70-1 | 36 | 29 | 408 | 15.7 |
| Bridgeman | 81-7 | 2316 | 594-1243 | .478 | 5-27 | .185 | 230-266 | .865 | 104 | 197 | 301 | 237 | 216-3 | 94 | 20 | 1423 | 17.6 |
| Winters | 80-77 | 2623 | 535-1116 | .479 | 38-102 | .373 | 184-214 | .860 | 48 | 175 | 223 | 362 | 208-0 | 101 | 28 | 1292 | 16.1 |
| Meyers | 79-77 | 2204 | 399-830 | .481 | 1-5 | .200 | 156-246 | .634 | 140 | 308 | 448 | 225 | 218-3 | 72 | 40 | 955 | 12.1 |
| Buckner | 67-67 | 1690 | 306-655 | .467 | 2-5 | .400 | 105-143 | .734 | 69 | 169 | 238 | 383 | 202-1 | 135 | 4 | 719 | 10.7 |
| Benson | 56-47 | 1389 | 213-431 | .494 | 0-1 | .000 | 66-97 | .680 | 96 | 237 | 333 | 127 | 178-1 | 54 | 74 | 492 | 8.8 |
| Moncrief | 77-10 | 1557 | 211-451 | .468 | 0-1 | .000 | 232-292 | .795 | 154 | 184 | 338 | 133 | 106-0 | 72 | 16 | 654 | 8.5 |
| Cummings | 71-2 | 900 | 187-370 | .505 | 0-0 | — | 94-123 | .764 | 81 | 157 | 238 | 53 | 141-0 | 22 | 17 | 468 | 6.6 |
| Washington | 75-5 | 1092 | 197-421 | .468 | 0-0 | — | 46-76 | .605 | 95 | 181 | 276 | 55 | 166-2 | 26 | 48 | 440 | 5.9 |
| Walton | 76-6 | 1243 | 110-242 | .455 | 1-3 | .333 | 49-71 | .690 | 33 | 58 | 91 | 285 | 68-0 | 43 | 2 | 270 | 3.6 |
| Catchings | 72-9 | 1366 | 97-244 | .398 | 0-1 | .000 | 39-62 | .629 | 164 | 246 | 410 | 82 | 191-1 | 23 | 162 | 233 | 3.2 |
| BUCKS | 82 | 19805 | 3685-7553 | .488 | 50-155 | .323 | 1605-2102 | .764 | 1245 | 2396 | 3641 | 2277 | 1937-12 | 778 | 510 | 9025 | 110.1 |

HIGHLIGHTS:

- The Bucks won their sixth Midwest Division title – and first since 1975-76.
- The three-point line is introduced to the NBA game – Brian Winters hits 38 of the team's 50 tries.
- On Feb. 4, 1980, at the All-Star break, the Bucks dealt Kent Benson and a first round draft choice to Detroit for Bob Lanier. After Lanier's arrival, the team went 20-6.
- The Bucks played to 99.7 percent of capacity, selling out 39 of 41 games, including the final 38 contests.
- In the Conference Semifinals, an NBA-record crowd of 40,172 attends game five at the Kingdome, where the Bucks win 108-97. The Sonics win the series in seven games.

PLAYOFF RECORD:

- Lost to Seattle, Conference Semifinals, 3-4

HONORS:

- Marques Johnson – NBA All-Star Team and All-NBA Second Team
- Quinn Buckner – NBA All-Defensive Second Team
- Sidney Moncrief – NBA All-Rookie Second Team

1979-80 MILWAUKEE BUCKS

REGULAR SEASON DAY-BY-DAY

| Gm | Date | Opponent | W-L | Score | Record | Bucks High Scorer | Opp. High Scorer | Atten. |
|----|-------|----------------|-----|--------------|--------|-----------------------|----------------------|---------|
| 1 | 10/12 | @ Kansas City | L | 103-105 | 0-1 | Johnson, 28 | Birdsong, 26 | 7,625 |
| 2 | 10/13 | @ Denver | W | 125-96 | 1-1 | Meyers, 26 | McGinnis, 18 | 12,554 |
| 3 | 10/15 | @ Utah | W | 131-107 | 2-1 | Bridgeman, 28 | Maravich, 29 | 7,721 |
| 4 | 10/17 | Denver | W | 125-97 | 3-1 | Johnson, 27 | Issel/Thompson, 25 | 10,205 |
| 5 | 10/19 | Phoenix | W | 95-94 | 4-1 | Winters, 18 | Westphal, 29 | 10,938* |
| 6 | 10/21 | Chicago | W | 113-111 | 5-1 | Bridgeman, 26 | Theus, 25 | 10,185 |
| 7 | 10/23 | @ Phoenix | W | 114-108 | 6-1 | Johnson, 32 | Robinson, 34 | 10,538 |
| 8 | 10/25 | @ San Diego | W | 118-115 | 7-1 | Winters, 23 | Free, 30 | 6,617 |
| 9 | 10/27 | Detroit | W | 132-118 | 8-1 | Johnson/Bridgeman, 25 | McAdoo, 28 | 10,938* |
| 10 | 10/31 | Los Angeles | W | 110-106 | 9-1 | Johnson, 25 | Nixon, 24 | 10,938* |
| 11 | 11/3 | @ Chicago | W | 136-134 (OT) | 10-1 | Johnson, 30 | Greenwood, 28 | 13,882 |
| 12 | 11/4 | Seattle | L | 101-114 | 10-2 | Johnson/Bridgeman, 20 | Williams, 27 | 10,938* |
| 13 | 11/6 | Philadelphia | L | 117-118 (OT) | 10-3 | Johnson, 29 | Erving, 34 | 10,938* |
| 14 | 11/8 | Portland | W | 98-89 | 11-3 | Winters, 24 | Brewer, 19 | 10,938* |
| 15 | 11/10 | San Diego | W | 133-104 | 12-3 | Buckner, 40 | Williams, 33 | 10,938* |
| 16 | 11/13 | @ Portland | W | 101-92 | 13-3 | Johnson, 34 | Brewer, 17 | 12,666 |
| 17 | 11/14 | @ Seattle | L | 117-136 | 13-4 | Bridgeman, 24 | D. Johnson, 27 | 18,392 |
| 18 | 11/18 | @ San Diego | L | 96-112 | 13-5 | Johnson, 34 | Taylor, 23 | 6,342 |
| 19 | 11/21 | Atlanta | W | 96-93 | 14-5 | Johnson, 25 | Drew, 20 | 10,938* |
| 20 | 11/22 | @ New Jersey | W | 117-109 | 15-5 | Bridgeman, 26 | Newlin, 20 | 5,482 |
| 21 | 11/23 | @ Detroit | L | 100-119 | 15-6 | Winters, 21 | Long, 27 | 12,202 |
| 22 | 11/25 | Golden State | W | 114-90 | 16-6 | Johnson, 20 | Lucas, 19 | 10,938* |
| 23 | 11/27 | New Jersey | L | 93-118 | 16-7 | Washington, 19 | Newlin, 35 | 10,938* |
| 24 | 11/28 | @ Indiana | W | 87-79 | 17-7 | Johnson, 19 | Hasset, 14 | 9,168 |
| 25 | 12/1 | @ Golden State | W | 109-99 | 18-7 | Winters, 33 | Short, 24 | 9,357 |
| 26 | 12/2 | @ Los Angeles | L | 103-116 | 18-8 | Bridgeman, 30 | Nixon, 25 | 16,027 |
| 27 | 12/3 | @ Utah | W | 96-89 | 19-8 | Bridgeman, 19 | Dantley, 28 | 9,186 |
| 28 | 12/5 | @ Denver | L | 107-123 | 19-9 | Johnson/Winters, 23 | Issel, 36 | 15,922 |
| 29 | 12/7 | San Antonio | L | 105-117 | 19-10 | Johnson, 28 | Gervin, 39 | 10,938* |
| 30 | 12/9 | Boston | L | 108-113 | 19-11 | Johnson, 25 | Bird, 25 | 10,938* |
| 31 | 12/11 | Seattle | L | 99-103 | 19-12 | Winters, 22 | Williams, 35 | 10,938* |
| 32 | 12/12 | @ Philadelphia | L | 91-112 | 19-13 | Bridgeman, 17 | Erving, 24 | 10,932 |
| 33 | 12/14 | @ Boston | L | 94-97 | 19-14 | Johnson, 30 | Maxwell, 27 | 15,320 |
| 34 | 12/16 | Utah | W | 104-79 | 20-14 | Johnson, 21 | Dantley, 16 | 10,938* |
| 35 | 12/20 | Kansas City | W | 120-109 | 21-14 | Bridgeman, 23 | Wedman/Birdsong, 24 | 10,938* |
| 36 | 12/23 | Phoenix | L | 103-106 | 21-15 | Johnson, 22 | Westphal, 26 | 10,938* |
| 37 | 12/26 | Chicago | W | 110-101 | 22-15 | Johnson/Bridgeman, 23 | Theus, 23 | 10,938* |
| 38 | 12/27 | @ Washington | L | 108-117 | 22-16 | Bridgeman, 27 | Ballard, 27 | 9,693 |
| 39 | 12/29 | @ New York | L | 105-117 | 22-17 | Bridgeman, 20 | Williams/Knight, 22 | 14,403 |
| 40 | 12/30 | Utah | L | 88-95 | 22-18 | Johnson, 26 | Dantley, 23 | 10,938* |
| 41 | 1/3 | Indiana | W | 106-96 | 23-18 | Meyers, 26 | Johnson/Edwards, 25 | 10,938* |
| 42 | 1/5 | @ Cleveland | W | 99-98 | 24-18 | Johnson, 23 | Robisch, 28 | 8,871 |
| 43 | 1/6 | Los Angeles | W | 113-103 | 25-18 | Meyers, 28 | Wilkes, 24 | 10,938* |
| 44 | 1/8 | @ Chicago | L | 102-110 | 25-19 | Johnson, 22 | Gilmore/Mengelt, 18 | 8,256 |
| 45 | 1/9 | San Diego | L | 107-111 | 25-20 | Meyers, 22 | Free, 33 | 10,938* |
| 46 | 1/11 | New York | W | 109-107 | 26-20 | Winters, 23 | Cartwright, 20 | 10,938* |
| 47 | 1/13 | Houston | L | 117-121 | 26-21 | Johnson, 30 | Malone, 27 | 10,018 |
| 48 | 1/16 | Kansas City | L | 108-112 | 26-22 | Johnson, 37 | Birdsong, 28 | 10,938* |
| 49 | 1/18 | Denver | L | 111-120 | 26-23 | Johnson, 28 | Issel, 29 | 10,938* |
| 50 | 1/20 | Portland | W | 89-88 (OT) | 27-23 | Johnson, 19 | Brewer, 19 | 10,938* |
| 51 | 1/22 | @ Utah | L | 122-127 (OT) | 27-24 | Johnson, 31 | Dantley, 36 | 6,562 |
| 52 | 1/23 | @ Golden State | W | 104-102 | 28-24 | Meyers, 25 | Cooper, 27 | 6,969 |
| 53 | 1/25 | @ Phoenix | L | 96-110 | 28-25 | Johnson, 32 | Robinson, 23 | 12,660 |
| 54 | 1/27 | @ Los Angeles | L | 102-112 | 28-26 | Johnson, 25 | Johnson, 25 | 17,505 |
| 55 | 1/29 | @ Portland | W | 103-96 | 29-26 | Johnson, 29 | Jeele, 20 | 12,666 |
| 56 | 1/31 | @ Seattle | L | 101-105 | 29-27 | Johnson, 28 | D. Johnson, 23 | 20,854 |
| 57 | 2/6 | Cleveland | W | 111-109 | 30-27 | Bridgeman, 23 | Mitchell, 26 | 10,938* |
| 58 | 2/8 | Washington | W | 115-90 | 31-27 | Bridgeman, 23 | Grevey, 23 | 10,938* |
| 59 | 2/10 | Phoenix | W | 109-107 | 32-27 | Lanier, 23 | Davis, 27 | 10,938* |
| 60 | 2/13 | Chicago | W | 111-109 | 33-27 | Bridgeman, 32 | Theus, 21 | 10,938* |
| 61 | 2/14 | Golden State | W | 120-103 | 34-27 | Johnson, 25 | Smith/Parker, 19 | 10,938* |
| 62 | 2/15 | @ Houston | W | 114-103 | 35-27 | Johnson, 23 | Malone, 20 | 12,290 |
| 63 | 2/17 | @ San Antonio | L | 134-135 | 35-28 | Winters, 22 | Gervin, 42 | 12,957 |
| 64 | 2/20 | @ Atlanta | L | 103-106 | 35-29 | Lanier, 23 | E. Johnson, 24 | 12,070 |
| 65 | 2/24 | @ Kansas City | W | 94-72 | 36-29 | Johnson, 25 | Ford, 17 | 14,546 |
| 66 | 2/26 | San Diego | W | 122-88 | 37-29 | Cummings, 25 | Free, 21 | 10,938* |
| 67 | 2/27 | @ Phoenix | W | 119-110 (OT) | 38-29 | Bridgeman, 35 | Davis, 24 | 11,683 |
| 68 | 2/29 | @ Los Angeles | W | 126-117 (OT) | 39-29 | Winters, 34 | Johnson, 13 | 16,258 |
| 69 | 3/2 | @ San Diego | W | 101-98 | 40-29 | Bridgeman, 25 | Free, 22 | 13,841 |
| 70 | 3/4 | Los Angeles | L | 124-127 | 40-30 | Meyers/Winters, 24 | Abdul-Jabbar, 28 | 10,938* |
| 71 | 3/5 | @ Denver | L | 109-112 | 40-31 | Lanier, 32 | Issel, 28 | 11,762 |
| 72 | 3/8 | @ Golden State | W | 105-80 | 41-31 | Bridgeman, 23 | Abernethy, 16 | 9,952 |
| 73 | 3/12 | Seattle | W | 112-103 | 42-31 | Bridgeman, 26 | Williams, 27 | 10,938* |
| 74 | 3/14 | Portland | W | 120-110 | 43-31 | Bridgeman, 19 | Natt, 24 | 10,938* |
| 75 | 3/16 | Kansas City | W | 128-121 | 44-31 | Lanier, 20 | Elmore, 23 | 10,938* |
| 76 | 3/18 | @ Portland | L | 122-123 | 44-32 | Johnson, 28 | Brewer, 25 | 12,666 |
| 77 | 3/19 | @ Seattle | W | 108-106 | 45-32 | Johnson/Lanier, 23 | Williams, 39 | 23,345 |
| 78 | 3/21 | Golden State | W | 121-93 | 46-32 | Johnson, 19 | Townsend, 17 | 10,938* |
| 79 | 3/25 | @ Chicago | W | 122-111 | 47-32 | Bridgeman, 22 | Greenwood, 25 | 6,556 |
| 80 | 3/27 | Denver | W | 143-95 | 48-32 | Cummings, 30 | Wilkinson, 31 | 10,938* |
| 81 | 3/28 | @ Kansas City | L | 114-116 | 48-33 | Meyers, 23 | Birdsong/Robinson 18 | 10,013 |
| 82 | 3/30 | Utah | W | 107-91 | 49-33 | Bridgeman, 20 | Poquette, 16 | 10,938* |

* denotes sellout

GENERAL
INFO

FRONT
OFFICE

PLAYERS

2011-12
SEASON

STATS &
RECORDS

HISTORY

NBA

OPPONENTS

MEDIA

1980-81 MILWAUKEE BUCKS



BACK ROW: Head Coach Don Nelson, Junior Bridgeman, Pat Cummings, Len Elmore, Bob Lanier, Harvey Catchings, Mickey Johnson, Marques Johnson, Assistant Coach John Killilea. **FRONT ROW:** Assistant Coach Garry St. Jean, Assistant Coach Dave Wohl, Mike Evans, Brian Winters, Sidney Moncrief, Quinn Buckner, Trainer Jeff Snedeker.

REGULAR SEASON (60-22) - 1ST, CENTRAL DIVISION - PLAYOFFS (3-4)

| PLAYER | G-GS | MIN | FG-FGA | PCT | 3FG-FA | PCT | FT-FTA | PCT | OR | DR | TR | AST | PF-DQ | STL | BLK | PTS | AVG |
|--------------|-----------|--------------|------------------|-------------|---------------|-------------|------------------|-------------|-------------|-------------|-------------|-------------|----------------|------------|------------|-------------|--------------|
| Ma, Johnson | 76-75 | 2542 | 636-1153 | .552 | 0-9 | .000 | 269-381 | .706 | 225 | 293 | 518 | 346 | 196-1 | 115 | 41 | 1541 | 20.3 |
| Bridgeman | 77-1 | 2215 | 537-1102 | .487 | 3-21 | .143 | 213-241 | .884 | 78 | 211 | 289 | 234 | 182-2 | 88 | 28 | 1290 | 16.8 |
| Lanier | 67-64 | 1753 | 376-716 | .525 | 1-1 | 1.000 | 208-277 | .751 | 128 | 285 | 413 | 179 | 184-0 | 73 | 81 | 961 | 14.3 |
| Moncrief | 80-57 | 2417 | 400-739 | .541 | 2-9 | .222 | 320-398 | .804 | 186 | 220 | 406 | 264 | 156-1 | 90 | 37 | 1122 | 14.0 |
| Buckner | 82-82 | 2384 | 471-956 | .493 | 1-6 | .167 | 149-203 | .734 | 88 | 210 | 298 | 384 | 271-3 | 197 | 3 | 1092 | 13.3 |
| Mi. Johnson | 82-82 | 2118 | 379-846 | .448 | 3-18 | .167 | 262-332 | .789 | 183 | 362 | 545 | 286 | 256-4 | 94 | 71 | 1023 | 12.5 |
| Winters | 69-25 | 1771 | 331-697 | .475 | 18-51 | .353 | 119-137 | .869 | 32 | 108 | 140 | 229 | 185-2 | 70 | 10 | 799 | 11.6 |
| Cummings | 74-6 | 1084 | 248-460 | .539 | 0-2 | .000 | 99-140 | .707 | 97 | 195 | 292 | 62 | 192-4 | 31 | 19 | 595 | 8.0 |
| Evans | 71-0 | 911 | 134-291 | .460 | 2-14 | .143 | 50-64 | .781 | 22 | 65 | 87 | 167 | 114-0 | 34 | 4 | 320 | 4.5 |
| Catchings | 77-18 | 1635 | 134-300 | .447 | 0-0 | — | 59-92 | .641 | 154 | 319 | 473 | 99 | 284-7 | 33 | 184 | 327 | 4.2 |
| Elmore | 72-0 | 925 | 76-212 | .358 | 0-0 | — | 54-75 | .720 | 68 | 140 | 208 | 69 | 178-3 | 37 | 52 | 206 | 2.9 |
| BUCKS | 82 | 19755 | 3722-7472 | .498 | 30-131 | .229 | 1802-2340 | .770 | 1261 | 2408 | 3669 | 2319 | 2198-27 | 862 | 530 | 9276 | 113.1 |

HIGHLIGHTS:

- Following a divisional realignment, the Bucks begin their first year in the Eastern Conference. The Bucks are paired in the Central Division with Atlanta, Chicago, Cleveland, Detroit and Indiana.
- The Bucks finish with a 60-22 record to become the 19th team in the history of the NBA (and fourth Bucks team) to reach the magical 60-win plateau.
- Milwaukee becomes the 17th team in NBA history to lose no more than two games consecutively.
- The Bucks win 10 in a row early in the season and also set a franchise record with 11 straight road wins from Oct. 18-Nov. 23, 1980.
- Quinn Buckner breaks the Bucks season mark for steals with 197 (since broken).
- The Bucks swat 18 shots vs. Detroit on November 12, 1980, to set a team record which still stands.
- The Bucks average 113.1 ppg, tops in the Eastern Conference.
- The Bucks set a team single-game playoff mark with 45 free throws @ Philadelphia April 7, 1981.

PLAYOFF RECORD:

- Lost to Philadelphia, Conference Semifinals, 3-4

HONORS:

- Marques Johnson - NBA All-Star Team and All-NBA Second Team
- Quinn Buckner - NBA All-Defensive Second Team

1980-81 MILWAUKEE BUCKS

REGULAR SEASON DAY-BY-DAY

| Gm | Date | Opponent | W-L | Score | Record | Bucks High Scorer | Opp. High Scorer | Atten. |
|----|-------|----------------|-----|--------------|--------|-------------------------|---------------------|---------|
| 1 | 10/10 | @ Philadelphia | W | 106-103 | 1-0 | Bridgeman, 21 | Erving, 22 | 15,136 |
| 2 | 10/11 | @ New York | L | 109-114 | 1-1 | Ma. Johnson, 19 | Richardson, 22 | 17,229 |
| 3 | 10/16 | Boston | L | 103-110 | 1-2 | Ma. Johnson, 27 | Parish, 17 | 11,052* |
| 4 | 10/18 | @ Cleveland | W | 107-105 | 2-2 | Winters, 25 | R. Smith, 23 | 5,103 |
| 5 | 10/19 | New Jersey | W | 105-93 | 3-2 | Winters, 22 | Robinson/Cook, 19 | 9,514 |
| 6 | 10/21 | Cleveland | W | 115-95 | 4-2 | Ma. Johnson, 28 | Mitchell, 24 | 8,615 |
| 7 | 10/22 | @ Indiana | W | 119-105 | 5-2 | Winters/Bridgeman, 24 | Bantom, 20 | 7,138 |
| 8 | 10/25 | Chicago | W | 109-93 | 6-2 | Ma. Johnson, 21 | Greenwood, 21 | 11,052* |
| 9 | 10/26 | Washington | W | 111-88 | 7-2 | Ma. Johnson, 21 | Hayes, 17 | 11,052* |
| 10 | 10/28 | @ Chicago | W | 106-99 | 8-2 | Ma. Johnson, 18 | Theus, 25 | 7,828 |
| 11 | 10/29 | @ New Jersey | W | 132-116 | 9-2 | Bridgeman, 26 | Newlin, 22 | 6,060 |
| 12 | 11/1 | @ Atlanta | W | 99-93 | 10-2 | Ma. Johnson, 27 | Johnson, 22 | 9,650 |
| 13 | 11/2 | Indiana | W | 135-121 | 11-2 | Ma. Johnson, 40 | Edwards, 23 | 10,980 |
| 14 | 11/4 | Detroit | L | 96-98 | 11-3 | Bridgeman, 20 | Long, 33 | 10,489 |
| 15 | 11/8 | @ Boston | W | 102-101 | 12-3 | Ma. Johnson, 23 | Bird, 29 | 15,320 |
| 16 | 11/9 | Philadelphia | L | 121-136 | 12-4 | Ma. Johnson, 29 | Erving, 33 | 11,052* |
| 17 | 11/11 | @ Cleveland | W | 100-96 | 13-4 | Ma. Johnson, 19 | R. Smith, 23 | 4,686 |
| 18 | 11/12 | @ Detroit | W | 122-98 | 14-4 | Bridgeman, 27 | Long, 23 | 6,088 |
| 19 | 11/14 | New York | W | 125-106 | 15-4 | Moncrief, 27 | Cartwright, 27 | 11,052* |
| 20 | 11/16 | Chicago | L | 108-114 | 15-5 | Winters, 26 | Gilmore, 24 | 10,998 |
| 21 | 11/18 | @ Utah | W | 126-93 | 16-5 | Moncrief, 21 | Dantley, 29 | 7,904 |
| 22 | 11/20 | @ Portland | W | 97-93 | 17-5 | Ma. Johnson, 22 | Thompson, 18 | 12,666 |
| 23 | 11/23 | @ Los Angeles | W | 110-94 | 18-5 | Ma. Johnson, 24 | Wilkes, 27 | 14,814 |
| 24 | 11/28 | Atlanta | W | 113-108 (OT) | 19-5 | Lanier, 29 | Collins, 22 | 11,052* |
| 25 | 11/29 | @ Washington | L | 89-98 | 19-6 | Ma. Johnson, 19 | Unsel, 20 | 9,628 |
| 26 | 11/30 | Boston | W | 107-105 | 20-6 | Bridgeman, 25 | Parish, 26 | 11,052* |
| 27 | 12/2 | Utah | W | 119-108 | 21-6 | Ma. Johnson, 21 | Dantley, 30 | 11,052* |
| 28 | 12/5 | Indiana | W | 102-100 | 22-6 | Lanier, 29 | Bantom, 25 | 11,052* |
| 29 | 12/6 | @ New York | L | 94-104 | 22-7 | Bridgeman, 21 | Cartwright, 24 | 16,313 |
| 30 | 12/9 | @ Boston | L | 89-112 | 22-8 | Ma. Johnson, 27 | Maxwell, 23 | 15,320 |
| 31 | 12/11 | New York | W | 119-107 | 23-8 | Ma. Johnson/Buckner, 22 | Woodson, 22 | 11,052* |
| 32 | 12/13 | @ Atlanta | L | 119-122 | 23-9 | Ma. Johnson, 31 | Drew, 21 | 9,575 |
| 33 | 12/14 | San Antonio | W | 115-98 | 24-9 | Lanier, 25 | Gervin, 19 | 11,052* |
| 34 | 12/17 | @ New Jersey | L | 112-115 | 24-10 | Ma. Johnson, 24 | Lucas, 31 | 6,459 |
| 35 | 12/18 | Detroit | W | 121-104 | 25-10 | Buckner, 22 | Hubbard, 22 | 10,950 |
| 36 | 12/19 | @ Chicago | L | 106-129 | 25-11 | Ma. Johnson, 24 | Sobers, 24 | 6,194 |
| 37 | 12/21 | Houston | W | 123-91 | 26-11 | Moncrief, 24 | Murphy, 18 | 11,052* |
| 38 | 12/27 | Dallas | W | 112-96 | 27-11 | Moncrief/Bridgeman, 17 | Robinzine, 16 | 11,052* |
| 39 | 12/30 | @ Washington | W | 115-94 | 28-11 | Ma. Johnson, 32 | Hayes, 23 | 7,825 |
| 40 | 1/4 | San Diego | W | 128-95 | 29-11 | Bridgeman, 25 | Williams, 20 | 11,052* |
| 41 | 1/6 | New Jersey | W | 102-86 | 30-11 | Bridgeman, 31 | Robinson/Newlin, 20 | 11,052* |
| 42 | 1/8 | Atlanta | W | 98-95 | 31-11 | Bridgeman, 26 | Drew, 20 | 11,052* |
| 43 | 1/10 | @ Indiana | L | 102-106 | 31-12 | Ma. Johnson, 21 | Knight, 21 | 14,505 |
| 44 | 1/11 | Phoenix | W | 123-109 | 32-12 | Ma. Johnson, 28 | Robinson, 24 | 11,052* |
| 45 | 1/13 | @ Detroit | W | 119-106 | 33-12 | Ma. Johnson, 24 | Herron, 23 | 4,178 |
| 46 | 1/15 | Philadelphia | W | 113-110 | 34-12 | Ma. Johnson, 24 | Erving, 28 | 11,052* |
| 47 | 1/16 | Kansas City | W | 118-112 (OT) | 35-12 | Bridgeman, 25 | Wedman, 25 | 11,052* |
| 48 | 1/18 | Portland | W | 110-103 | 36-12 | Moncrief, 21 | Thompson, 23 | 11,052* |
| 49 | 1/21 | @ Golden State | W | 105-98 | 37-12 | Bridgeman, 23 | Free, 26 | 13,239 |
| 50 | 1/23 | @ Phoenix | L | 122-131 | 37-13 | Ma. Johnson, 26 | Davis, 26 | 12,660 |
| 51 | 1/24 | @ San Diego | W | 121-117 | 38-13 | Ma. Jnsn/Bridgeman, 29 | Bryant, 30 | 8,742 |
| 52 | 1/28 | @ Seattle | W | 119-110 | 39-13 | Ma. Johnson, 24 | Sikma, 19 | 10,409 |
| 53 | 1/29 | @ Denver | L | 118-131 | 39-14 | Bridgeman, 25 | English, 26 | 9,845 |
| 54 | 2/3 | Indiana | L | 99-108 | 39-15 | Ma. Johnson, 27 | Knight, 24 | 11,052* |
| 55 | 2/5 | Boston | W | 113-103 | 40-15 | Ma. Johnson, 20 | Archibald, 20 | 11,052* |
| 56 | 2/6 | @ Cleveland | W | 103-99 | 41-15 | Moncrief, 21 | Mitchell, 30 | 7,179 |
| 57 | 2/9 | Chicago | W | 128-109 | 42-15 | Bridgeman, 27 | Greenwood, 20 | 11,052* |
| 58 | 2/11 | @ Indiana | W | 107-101 | 43-15 | Bridgeman, 30 | Orr, 21 | 11,817 |
| 59 | 2/13 | Golden State | L | 106-110 | 43-16 | Ma. Johnson, 26 | Free, 28 | 11,052* |
| 60 | 2/14 | @ Houston | W | 117-112 | 44-16 | Bridgeman, 25 | Malone, 24 | 10,568 |
| 61 | 2/15 | @ San Antonio | L | 108-110 | 44-17 | Ma. Johnson, 22 | Gervin, 33 | 11,236 |
| 62 | 2/17 | @ Dallas | W | 114-106 | 45-17 | Ma. Johnson, 20 | Davis, 24 | 7,068 |
| 63 | 2/20 | @ Kansas City | L | 109-112 | 45-18 | Buckner, 31 | Birdsong, 31 | 11,046 |
| 64 | 2/22 | @ Washington | W | 102-93 | 46-18 | Moncrief, 25 | Porter, 24 | 9,823 |
| 65 | 2/25 | Los Angeles | W | 126-108 | 47-18 | Lanier, 29 | Abdul-Jabbar, 29 | 11,052* |
| 66 | 3/1 | Washington | W | 137-107 | 48-18 | Ma. Johnson, 21 | Ballard, 21 | 11,052* |
| 67 | 3/3 | Detroit | W | 115-98 | 49-18 | Ma. Johnson, 23 | Tyler/Mokeski, 18 | 11,052* |
| 68 | 3/5 | Atlanta | W | 107-91 | 50-18 | Buckner, 24 | Cris, 19 | 11,052* |
| 69 | 3/6 | @ New York | W | 122-111 | 51-18 | Bridgeman, 34 | Richardson, 22 | 15,700 |
| 70 | 3/8 | @ Philadelphia | L | 100-123 | 51-19 | Ma. Johnson, 22 | Toney, 28 | 15,994 |
| 71 | 3/9 | Cleveland | W | 113-100 | 52-19 | Cummings, 30 | Mitchell, 30 | 11,052* |
| 72 | 3/11 | @ Boston | L | 108-122 | 52-20 | Moncrief, 19 | Bird, 28 | 15,320 |
| 73 | 3/12 | Denver | W | 131-113 | 53-20 | Ma. Johnson, 23 | Issel, 27 | 11,052* |
| 74 | 3/13 | Philadelphia | W | 120-104 | 54-20 | Ma. Johnson, 29 | Erving, 25 | 11,052* |
| 75 | 3/15 | Seattle | W | 132-108 | 55-20 | Winters, 19 | J. Johnson, 27 | 11,052* |
| 76 | 3/17 | @ Chicago | L | 106-116 | 55-21 | Ma. Johnson, 20 | Gilmore, 30 | 10,832 |
| 77 | 3/18 | New York | L | 103-116 | 55-22 | Bridgeman, 27 | Richardson, 28 | 11,052* |
| 78 | 3/20 | @ Detroit | W | 104-86 | 56-22 | Winters, 16 | Benson, 19 | 14,492 |
| 79 | 3/22 | @ New Jersey | W | 125-116 | 57-22 | Moncrief, 23 | Robinson, 20 | 8,402 |
| 80 | 3/24 | New Jersey | W | 131-107 | 58-22 | Ma. Johnson, 20 | Newlin, 19 | 11,052* |
| 81 | 3/26 | Cleveland | W | 137-109 | 59-22 | Bridgeman, 25 | Washington, 21 | 11,052* |
| 82 | 3/29 | @ Atlanta | W | 132-128 (OT) | 60-22 | Moncrief, 26 | Hawes, 32 | 7,021 |

* denotes sellout

GENERAL
INFO

FRONT
OFFICE

PLAYERS

2011-12
SEASON

STATS &
RECORDS

HISTORY

NBA

OPPONENTS

MEDIA

1981-82 MILWAUKEE BUCKS



BACK ROW: Head Coach Don Nelson, Pat Cummings, Geoff Crompton, Bob Lanier, Alton Lister, Harvey Catchings, Mickey Johnson, Assistant Coach John Killilea. **FRONT ROW:** Assistant Coach Dave Wohl, Assistant Coach Garry St. Jean, Scott May, Brian Winters, Marques Johnson, Junior Bridgeman, Sidney Moncrief, Quinn Buckner, Trainer Jeff Snedeker.

REGULAR SEASON (55-27) - 1ST, CENTRAL DIVISION - PLAYOFFS (2-4)

| PLAYER | G-GS | MIN | FG-FGA | PCT | 3FG-FA | PCT | FT-FTA | PCT | OR | DR | TR | AST | PF-DQ | STL | BLK | PTS | AVG |
|---------------|-----------|--------------|------------------|-------------|---------------|-------------|------------------|-------------|-------------|-------------|-------------|-------------|----------------|------------|------------|-------------|--------------|
| Moncrief | 80-80 | 2980 | 556-1063 | .523 | 1-14 | .071 | 468-573 | .817 | 221 | 313 | 534 | 382 | 206-3 | 138 | 22 | 1581 | 19.8 |
| Ma, Johnson | 60-52 | 1900 | 404-760 | .532 | 0-4 | .000 | 182-260 | .700 | 153 | 211 | 364 | 213 | 142-1 | 59 | 35 | 990 | 16.5 |
| Winters | 61-13 | 1829 | 404-806 | .501 | 36-93 | .387 | 123-156 | .788 | 51 | 119 | 170 | 253 | 187-1 | 57 | 9 | 967 | 15.9 |
| Lanier | 74-72 | 1986 | 407-729 | .558 | 0-2 | .000 | 182-242 | .752 | 92 | 296 | 388 | 219 | 211-3 | 72 | 56 | 996 | 13.5 |
| Buckner | 70-70 | 2156 | 396-822 | .482 | 4-15 | .267 | 110-168 | .655 | 77 | 173 | 250 | 328 | 218-2 | 174 | 3 | 906 | 12.9 |
| Mi. Johnson | 76-71 | 1934 | 372-757 | .491 | 1-7 | .143 | 233-291 | .801 | 133 | 321 | 454 | 215 | 240-4 | 72 | 45 | 978 | 12.9 |
| Bridgeman | 41-4 | 924 | 209-433 | .483 | 4-9 | .444 | 89-103 | .864 | 37 | 88 | 125 | 109 | 91-0 | 28 | 3 | 511 | 12.5 |
| May | 65-7 | 1187 | 212-417 | .508 | 0-4 | .000 | 159-193 | .824 | 85 | 133 | 218 | 133 | 151-2 | 50 | 6 | 583 | 9.0 |
| Smith | 17-1 | 316 | 52-110 | .473 | 2-10 | .200 | 10-12 | .833 | 1 | 13 | 14 | 44 | 35-0 | 10 | 1 | 116 | 6.8 |
| Cummings | 78-7 | 1132 | 219-430 | .509 | 0-2 | .000 | 67-91 | .736 | 61 | 184 | 245 | 99 | 227-6 | 22 | 9 | 505 | 6.5 |
| Dandridge | 11-0 | 174 | 21-55 | .382 | 0-0 | — | 10-17 | .588 | 4 | 13 | 17 | 13 | 25-0 | 5 | 2 | 52 | 4.7 |
| Lister | 80-23 | 1186 | 149-287 | .519 | 0-0 | — | 64-123 | .520 | 108 | 279 | 387 | 84 | 239-4 | 18 | 118 | 362 | 4.5 |
| Stacom | 7-0 | 90 | 14-34 | .412 | 1-2 | .500 | 1-2 | .500 | 2 | 5 | 7 | 7 | 6-0 | 1 | 0 | 30 | 4.3 |
| Holland (TOT) | 14-3 | 194 | 27-78 | .346 | 0-3 | .000 | 3-6 | .500 | 6 | 7 | 13 | 18 | 13-0 | 11 | 1 | 57 | 4.1 |
| Holland (MIL) | 1-0 | 9 | 0-5 | .000 | 0-0 | — | 0-2 | .000 | 0 | 0 | 0 | 2 | 1-0 | 0 | 0 | 0 | 0.0 |
| Evans | 14-0 | 196 | 24-51 | .471 | 0-2 | .000 | 8-12 | .667 | 3 | 9 | 12 | 22 | 26-1 | 9 | 0 | 56 | 4.0 |
| Catchings | 80-9 | 1603 | 94-224 | .420 | 0-0 | — | 41-69 | .594 | 129 | 227 | 356 | 97 | 237-3 | 42 | 134 | 229 | 2.9 |
| Crompton | 35-1 | 203 | 11-32 | .344 | 0-0 | — | 6-15 | .400 | 10 | 31 | 41 | 13 | 39-0 | 6 | 12 | 28 | 0.8 |
| BUCKS | 82 | 19805 | 3544-7015 | .505 | 49-164 | .299 | 1753-2329 | .753 | 1167 | 2415 | 3582 | 2233 | 2281-30 | 763 | 455 | 8890 | 108.4 |

HIGHLIGHTS:

- The Bucks capture their third straight division title and second consecutive Central Division title. Milwaukee posted the largest season-ending division lead in the NBA (13 games).
- Milwaukee overcomes an 18-game holdout by All-Star Marques Johnson at the start of the season and weathers the storm of 114 player games missed due to injury.
- Sidney Moncrief earns his first berth on the All-Star squad. Center Bob Lanier also makes the All-Star squad.
- The Bucks score a team record 166 points, including a team record 97 in the first half, vs. San Antonio March 6, 1982 in a classic 3-overtime thriller.
- Alton Lister ties the Bucks playoff mark for blocked shots in a game with 7 at Philadelphia May 5, 1982.

PLAYOFF RECORD:

- Lost to Philadelphia, Conference Semifinals, 2-4

HONORS:

- Sidney Moncrief – NBA All-Star Team, All-NBA Second Team and NBA All-Defensive Team
- Bob Lanier – NBA All-Star Team
- Quinn Buckner – NBA All-Defensive Second Team

1981-82 MILWAUKEE BUCKS

REGULAR SEASON DAY-BY-DAY

| Gm | Date | Opponent | W-L | Score | Record | Bucks High Scorer | Opp. High Scorer | Atten. |
|----|-------|----------------|-----|---------------|--------|--------------------------|---------------------------|---------|
| 1 | 10/30 | @ Detroit | L | 113-118 | 0-1 | Moncrief, 22 | Thomas, 31 | 9,182 |
| 2 | 10/31 | Boston | W | 119-103 | 1-1 | Moncrief, 29 | Parish, 23 | 11,052* |
| 3 | 11/5 | Washington | W | 98-90 | 2-1 | Winters, 25 | Mahorn, 20 | 10,575 |
| 4 | 11/7 | San Diego | W | 105-102 | 3-1 | Winters, 22 | Chambers, 35 | 11,052* |
| 5 | 11/10 | @ Atlanta | L | 83-94 | 3-2 | Mi. Johnson, 20 | Roundfield, 26 | 6,123 |
| 6 | 11/11 | @ New Jersey | W | 100-88 | 4-2 | Lanier, 20 | O'Koren, 14 | 12,971 |
| 7 | 11/13 | New York | W | 95-85 | 5-2 | Buckner, 21 | Russell, 21 | 11,052* |
| 8 | 11/15 | Cleveland | W | 98-96 | 6-2 | Moncrief, 28 | Silas, 21 | 8,257 |
| 9 | 11/17 | @ Washington | W | 99-95 | 7-2 | Buckner, 17 | Lucas, 18 | 6,203 |
| 10 | 11/18 | @ Philadelphia | L | 100-102 | 7-3 | Moncrief, 27 | Erving, 28 | 12,785 |
| 11 | 11/20 | @ Boston | L | 89-112 | 7-4 | Moncrief, 14 | Bird, 20 | 15,320 |
| 12 | 11/21 | @ New York | L | 112-118 | 7-5 | Moncrief, 34 | Lucas, 19 | 13,237 |
| 13 | 11/24 | Detroit | W | 103-95 | 8-5 | Lanier/Buckner, 24 | Long, 21 | 10,275 |
| 14 | 11/27 | Golden State | L | 96-113 | 8-6 | Moncrief/Bridgeman, 19 | Free, 28 | 11,052* |
| 15 | 11/29 | San Antonio | W | 105-89 | 9-6 | Bridgeman, 26 | Gervin, 33 | 10,602 |
| 16 | 12/1 | @ Cleveland | W | 126-110 | 10-6 | Moncrief, 39 | Mitchell, 29 | 4,076 |
| 17 | 12/4 | Atlanta | W | 97-80 | 11-6 | Moncrief/Bridgeman, 19 | Hawes/McMillen, 15 | 10,302 |
| 18 | 12/5 | @ Detroit | W | 111-108 | 12-6 | Buckner/Moncrief, 20 | Trippucka, 30 | 15,289 |
| 19 | 12/9 | Houston | W | 89-83 | 13-6 | Moncrief, 20 | Malone, 20 | 10,960 |
| 20 | 12/11 | Indiana | W | 103-100 (OT) | 14-6 | Winters, 27 | Knight, 19 | 10,782 |
| 21 | 12/12 | @ New York | W | 104-86 | 15-6 | Bridgeman, 24 | Richardson, 25 | 10,608 |
| 22 | 12/13 | Philadelphia | W | 127-108 | 16-6 | Moncrief, 25 | Erving, 27 | 11,052* |
| 23 | 12/15 | @ Indiana | W | 104-96 | 17-6 | Moncrief, 25 | Knight, 20 | 6,722 |
| 24 | 12/18 | New Jersey | L | 88-100 | 17-7 | Bridgeman, 19 | R. Williams, 22 | 10,006 |
| 25 | 12/22 | Kansas City | L | 101-106 | 17-8 | Moncrief, 19 | King, 23 | 10,988 |
| 26 | 12/26 | @ Cleveland | W | 109-102 | 18-8 | Lanier, 23 | Brewer, 31 | 6,126 |
| 27 | 12/27 | Chicago | W | 108-96 | 19-8 | Moncrief, 28 | Theus, 21 | 11,052* |
| 28 | 12/29 | @ Indiana | W | 107-96 | 20-8 | Moncrief, 24 | Davis, 20 | 9,106 |
| 29 | 12/30 | Washington | W | 107-103 | 21-8 | Winters, 29 | F. Johnson, 21 | 10,918 |
| 30 | 1/2 | @ Chicago | W | 128-121 | 22-8 | Buckner, 24 | 3 players, 23 | 9,251 |
| 31 | 1/3 | Denver | L | 122-128 | 22-9 | Ma. Johnson, 21 | English, 38 | 11,052* |
| 32 | 1/5 | New York | L | 102-112 | 22-10 | Buckner/Bridgeman, 18 | Williams, 34 | 9,887 |
| 33 | 1/6 | @ New Jersey | W | 109-95 | 23-10 | Buckner, 22 | B. Williams, 18 | 12,483 |
| 34 | 1/8 | Atlanta | L | 88-90 | 23-11 | Moncrief, 25 | E. Johnson, 21 | 11,052* |
| 35 | 1/10 | Los Angeles | W | 118-107 | 24-11 | Buckner, 27 | E. Johnson, 28 | 11,052* |
| 36 | 1/13 | @ Philadelphia | W | 111-107 | 25-11 | Moncrief, 26 | Erving, 25 | 10,786 |
| 37 | 1/15 | Boston | W | 122-118 | 26-11 | Lanier, 26 | Bird, 29 | 11,052* |
| 38 | 1/17 | Detroit | L | 103-108 | 26-12 | Ma. Johnson, 27 | Long, 22 | 11,052* |
| 39 | 1/20 | @ Dallas | L | 104-109 | 26-13 | Winters, 20 | Vincent, 21 | 10,058 |
| 40 | 1/22 | @ Denver | W | 131-125 | 27-13 | Winters, 40 | English, 33 | 12,315 |
| 41 | 1/23 | @ Golden State | L | 113-119 | 27-14 | Moncrief, 28 | Free, 36 | 13,239 |
| 42 | 1/26 | @ Los Angeles | W | 96-94 | 28-14 | Ma. Johnson, 32 | Wilkes, 48 | 16,042 |
| 43 | 1/28 | @ Utah | W | 119-101 | 29-14 | May, 27 | Dantley, 32 | 7,427 |
| 44 | 2/3 | Chicago | W | 113-98 | 30-14 | Winters, 25 | Woolridge, 23 | 10,920 |
| 45 | 2/5 | Dallas | W | 117-92 | 31-14 | Moncrief/Winters, 19 | Blackman, 17 | 11,052* |
| 46 | 2/7 | Phoenix | W | 107-92 | 32-14 | May/Winters, 23 | Davis, 18 | 11,052* |
| 47 | 2/9 | @ Indiana | W | 108-101 | 33-14 | Moncrief/Ma. Johnson, 19 | Carter, 18 | 6,156 |
| 48 | 2/11 | Portland | W | 116-105 | 34-14 | Winters, 20 | Thompson, 25 | 10,290 |
| 49 | 2/13 | @ Chicago | W | 120-90 | 35-14 | Buckner/Winters, 18 | Theus, 29 | 8,722 |
| 50 | 2/14 | @ Cleveland | W | 125-97 | 36-14 | Ma. Johnson, 30 | Carr, 22 | 5,719 |
| 51 | 2/17 | Indiana | W | 104-93 | 37-14 | Winters, 24 | Knight, 17 | 10,787 |
| 52 | 2/19 | Cleveland | W | 106-88 | 38-14 | Moncrief, 26 | Silas, 31 | 11,052* |
| 53 | 2/21 | @ Kansas City | W | 110-104 | 39-14 | Ma. Johnson, 28 | S. Johnson, 24 | 6,010 |
| 54 | 2/23 | @ New York | L | 110-113 | 39-15 | Ma. Johnson, 22 | Newlin, 23 | 9,525 |
| 55 | 2/24 | @ New Jersey | W | 113-106 | 40-15 | Ma. Johnson, 21 | R. Williams, 26 | 12,068 |
| 56 | 2/28 | @ Boston | L | 102-106 | 40-16 | Ma. Johnson/Lanier, 18 | Maxwell, 31 | 15,320 |
| 57 | 3/2 | Detroit | W | 101-91 | 41-16 | Winters, 21 | Laimbeer, 19 | 11,052* |
| 58 | 3/3 | @ Atlanta | W | 96-87 | 42-16 | Moncrief, 23 | Rollins, 20 | 6,640 |
| 59 | 3/6 | @ San Antonio | L | 166-171 (3OT) | 42-17 | Winters, 42 | Gervin, 50 | 11,764 |
| 60 | 3/8 | @ Atlanta | L | 95-98 | 42-18 | Mi. Johnson, 25 | Roundfield/E. Johnson, 24 | 5,372 |
| 61 | 3/9 | @ Houston | L | 91-103 | 42-19 | Bridgeman, 21 | Malone, 28 | 15,515 |
| 62 | 3/10 | Chicago | L | 98-101 | 42-20 | Moncrief, 24 | Gilmore, 23 | 10,819 |
| 63 | 3/12 | Seattle | L | 110-112 | 42-21 | Mi. Johnson, 35 | Williams, 30 | 11,052* |
| 64 | 3/14 | Utah | W | 129-100 | 43-21 | Moncrief, 22 | Dantley, 19 | 11,052* |
| 65 | 3/16 | Philadelphia | W | 106-91 | 44-21 | Moncrief, 32 | Toney, 27 | 11,052* |
| 66 | 3/19 | Cleveland | W | 119-97 | 45-21 | Winters, 22 | Hubbard, 18 | 11,052* |
| 67 | 3/21 | New Jersey | W | 102-86 | 46-21 | Ma. Johnson, 21 | R. Williams, 19 | 11,052* |
| 68 | 3/23 | @ Portland | W | 109-104 | 47-21 | Moncrief, 25 | Thompson, 37 | 12,666 |
| 69 | 3/24 | @ Seattle | L | 97-99 | 47-22 | Ma. Johnson/Moncrief, 24 | Sikma, 22 | 23,062 |
| 70 | 3/26 | @ Phoenix | L | 112-113 | 47-23 | Moncrief, 32 | D. Johnson, 25 | 13,730 |
| 71 | 3/27 | @ San Diego | W | 128-99 | 48-23 | Ma. Johnson, 27 | Brogan, 20 | 4,825 |
| 72 | 3/30 | Philadelphia | W | 116-114 (OT) | 49-23 | Moncrief, 23 | Erving, 28 | 11,052* |
| 73 | 4/1 | Atlanta | W | 117-113 | 50-23 | Ma. Johnson, 30 | Drew, 27 | 10,620 |
| 74 | 4/2 | @ Chicago | W | 114-105 | 51-23 | Ma./Mi. Johnson, 34 | Lester, 17 | 7,112 |
| 75 | 4/4 | Indiana | W | 129-115 | 52-23 | Ma. Johnson/Moncrief, 28 | Buse, 19 | 11,052* |
| 76 | 4/6 | Boston | W | 122-116 | 53-23 | Lanier/Moncrief, 26 | McHale, 27 | 11,052* |
| 77 | 4/9 | @ Detroit | W | 118-100 | 54-23 | Moncrief, 35 | Long, 27 | 15,047 |
| 78 | 4/10 | @ Washington | L | 114-115 | 54-24 | Moncrief, 25 | Mahorn, 24 | 9,728 |
| 79 | 4/13 | Washington | L | 99-109 | 54-25 | Moncrief, 21 | Collins, 32 | 11,052* |
| 80 | 4/14 | @ Boston | L | 91-100 | 54-26 | Ma. Johnson, 26 | McHale, 20 | 15,320 |
| 81 | 4/16 | New York | W | 112-99 | 55-26 | Ma. Johnson/Moncrief, 24 | Cartwright, 19 | 11,052* |
| 82 | 4/18 | @ Philadelphia | L | 86-110 | 55-27 | Lister, 17 | Erving, 18 | 14,571 |

* denotes sellout

GENERAL
INFO

FRONT
OFFICE

PLAYERS

2011-12
SEASON

STATS &
RECORDS

HISTORY

NBA

OPPONENTS

MEDIA

1982-83 MILWAUKEE BUCKS



BACK ROW: Head Coach Don Nelson, Marques Johnson, Bob Lanier, Alton Lister, Paul Mokeski, Dave Cowens, Harvey Catchings, Assistant Coach John Killilea. **MIDDLE ROW:** Sidney Moncrief, Brian Winters, Junior Bridgeman, Assistant Coach Garry St. Jean, Steve Mix, Paul Pressey, Phil Ford. **FRONT KNEELING:** Charlie Criss. **NOT PICTURED:** Trainer Jeff Snedeker.

REGULAR SEASON (51-31) - 1ST, CENTRAL DIVISION - PLAYOFFS (5-4)

| PLAYER | G-GS | MIN | FG-FGA | PCT | 3FG-FA | PCT | FT-FTA | PCT | OR | DR | TR | AST | PF-DQ | STL | BLK | PTS | AVG |
|---------------|-----------|--------------|------------------|-------------|---------------|-------------|------------------|-------------|-------------|-------------|-------------|-------------|----------------|------------|------------|-------------|--------------|
| Moncrief | 76-76 | 2710 | 606-1156 | .524 | 1-10 | .100 | 499-604 | .826 | 192 | 245 | 437 | 300 | 180-1 | 113 | 23 | 1712 | 22.5 |
| Ma, Johnson | 80-80 | 2853 | 723-1420 | .509 | 4-20 | .200 | 264-359 | .735 | 196 | 366 | 562 | 363 | 211-0 | 100 | 56 | 1714 | 21.4 |
| Bridgeman | 70-5 | 1855 | 421-856 | .492 | 1-13 | .077 | 164-196 | .837 | 44 | 202 | 246 | 207 | 155-0 | 40 | 9 | 1007 | 14.4 |
| Mi. Johnson | 6-0 | 153 | 30-66 | .455 | 0-2 | .000 | 7-9 | .778 | 9 | 16 | 25 | 11 | 22-0 | 1 | 2 | 67 | 11.2 |
| Lanier | 39-35 | 978 | 163-332 | .491 | 0-1 | .000 | 91-133 | .684 | 58 | 142 | 200 | 105 | 125-2 | 34 | 24 | 417 | 10.7 |
| Winters | 57-12 | 1361 | 255-587 | .434 | 22-68 | .324 | 73-85 | .859 | 35 | 75 | 110 | 156 | 132-2 | 45 | 4 | 605 | 10.6 |
| Lister | 80-37 | 1885 | 272-514 | .529 | 0-0 | — | 130-242 | .537 | 168 | 400 | 568 | 111 | 328-18 | 50 | 177 | 674 | 8.4 |
| Cowens | 40-34 | 1014 | 136-306 | .444 | 0-2 | .000 | 52-63 | .825 | 73 | 201 | 274 | 82 | 137-4 | 30 | 15 | 324 | 8.1 |
| Ford (TOT) | 77-63 | 1610 | 213-445 | .479 | 1-9 | .111 | 97-123 | .789 | 18 | 85 | 103 | 290 | 190-2 | 52 | 3 | 524 | 6.8 |
| Ford (MIL) | 70-56 | 1447 | 193-410 | .471 | 1-8 | .125 | 90-113 | .796 | 18 | 78 | 96 | 252 | 168-2 | 46 | 3 | 477 | 6.8 |
| Pressey | 79-18 | 1528 | 213-466 | .457 | 1-9 | .111 | 105-176 | .597 | 83 | 198 | 281 | 207 | 174-2 | 99 | 47 | 532 | 6.7 |
| Criss | 66-0 | 922 | 169-375 | .451 | 6-31 | .194 | 68-76 | .895 | 14 | 65 | 79 | 127 | 44-0 | 27 | 0 | 412 | 6.2 |
| Mix | 57-20 | 792 | 133-273 | .487 | 1-4 | .250 | 74-87 | .851 | 37 | 99 | 136 | 68 | 70-0 | 33 | 3 | 341 | 6.0 |
| Mokeski (TOT) | 73-19 | 1128 | 119-260 | .458 | 0-1 | .000 | 50-68 | .735 | 76 | 184 | 260 | 49 | 223-9 | 21 | 44 | 288 | 3.9 |
| Mokeski (MIL) | 50-1 | 589 | 64-139 | .460 | 0-1 | .000 | 34-42 | .810 | 29 | 93 | 122 | 23 | 138-3 | 9 | 21 | 162 | 3.2 |
| Hill | 14-3 | 169 | 14-26 | .538 | 0-0 | — | 18-22 | .818 | 5 | 15 | 20 | 27 | 20-0 | 9 | 0 | 46 | 3.3 |
| Catchings | 74-33 | 1554 | 90-197 | .457 | 0-0 | — | 62-92 | .674 | 132 | 276 | 408 | 77 | 224-4 | 26 | 148 | 242 | 3.3 |
| Pellom (TOT) | 6-0 | 29 | 6-16 | .375 | 0-0 | — | 0-0 | — | 2 | 6 | 8 | 1 | 3-0 | 0 | 0 | 12 | 2.0 |
| Pellom (MIL) | 4-0 | 20 | 4-10 | .400 | 0-0 | — | 0-0 | — | 2 | 6 | 8 | 0 | 3-0 | 0 | 0 | 8 | 2.0 |
| BUCKS | 82 | 19830 | 3486-7133 | .489 | 37-169 | .219 | 1731-2299 | .753 | 1095 | 2477 | 3572 | 2116 | 2131-38 | 662 | 532 | 8740 | 106.6 |

HIGHLIGHTS:

- Don Nelson earns NBA Coach of the Year honors, guiding the team to a fourth straight division title.
- Sidney Moncrief is named the NBA Defensive Player of the Year and earns a spot on the All-NBA team while leading the club in scoring (22.5 ppg).
- The Bucks set a franchise record by blocking 532 shots and committing a low 1,421 turnovers on the season (since broken).
- The Bucks handed eventual champion Philadelphia their only playoff loss of the postseason.

PLAYOFF RECORD:

- Beat Boston, Conference Semifinals, 4-0
- Lost to Philadelphia, Conference Finals, 1-4

HONORS:

- Sidney Moncrief - NBA All-Star Team, NBA Defensive Player of the Year, All-NBA Team and NBA All-Defensive Team
- Marques Johnson - NBA All-Star Team
- Don Nelson - NBA Coach of the Year

1982-83 MILWAUKEE BUCKS

REGULAR SEASON DAY-BY-DAY

| Gm | Date | Opponent | W-L | Score | Record | Bucks High Scorer | Opp. High Scorer | Atten. |
|----|-------|----------------|-----|---------------|--------|--------------------------|-----------------------|---------|
| 1 | 10/30 | New York | W | 108-86 | 1-0 | Bridgeman, 20 | Orr, 22 | 11,052* |
| 2 | 10/31 | @ Cleveland | W | 119-95 | 2-0 | Bridgeman, 17 | Robinson, 18 | 6,622 |
| 3 | 11/2 | @ Kansas City | L | 112-119 | 2-1 | Moncrief, 37 | E. Johnson, 34 | 7,442 |
| 4 | 11/4 | @ Atlanta | W | 104-100 | 3-1 | Ma. Johnson, 20 | Roundfield, 30 | 8,895 |
| 5 | 11/5 | San Diego | W | 130-99 | 4-1 | Ma. Johnson, 20 | Cummings, 19 | 10,685 |
| 6 | 11/7 | Seattle | L | 90-102 | 4-2 | Moncrief, 20 | Shelton/Brown, 20 | 10,975 |
| 7 | 11/10 | @ Boston | W | 105-101 | 5-2 | Moncrief, 27 | Bird, 28 | 15,320 |
| 8 | 11/12 | @ Detroit | L | 100-111 | 5-3 | Moncrief, 22 | Thomas, 28 | 17,147 |
| 9 | 11/14 | Boston | L | 98-100 | 5-4 | Moncrief, 22 | Bird, 20 | 11,052* |
| 10 | 11/16 | Indiana | W | 115-103 | 6-4 | Ma. Johnson, 32 | Williams, 20 | 10,620 |
| 11 | 11/18 | @ New York | W | 89-77 | 7-4 | Moncrief, 19 | King, 27 | 10,222 |
| 12 | 11/19 | @ Philadelphia | L | 109-121 | 7-5 | Ma. Johnson, 19 | Schoene, 25 | 18,482 |
| 13 | 11/21 | @ Indiana | W | 109-98 | 8-5 | Ma. Johnson, 29 | Carter, 20 | 4,202 |
| 14 | 11/24 | Utah | W | 119-106 | 9-5 | Ma. Johnson, 34 | Dantley, 30 | 9,385 |
| 15 | 11/27 | New York | W | 109-96 | 10-5 | Lanier, 26 | King, 27 | 11,052* |
| 16 | 11/28 | @ Boston | L | 109-124 | 10-6 | Bridgeman, 27 | Bird, 37 | 15,320 |
| 17 | 11/30 | Cleveland | W | 88-78 | 11-6 | Bridgeman, 20 | Wedman, 16 | 8,765 |
| 18 | 12/1 | @ Indiana | W | 125-105 | 12-6 | Ma. Johnson, 30 | Kellogg, 16 | 5,850 |
| 19 | 12/3 | Boston | W | 115-112 | 13-6 | Ma. Johnson, 28 | McHale, 30 | 11,052* |
| 20 | 12/5 | @ New Jersey | L | 103-108 | 13-7 | Bridgeman, 22 | Mi. Johnson, 20 | 11,016 |
| 21 | 12/8 | Chicago | L | 101-111 | 13-8 | Moncrief, 21 | Theus, 32 | 9,185 |
| 22 | 12/10 | @ Atlanta | W | 104-83 | 14-8 | Ma. Johnson/Moncrief, 24 | Wilkins, 17 | 7,864 |
| 23 | 12/12 | Indiana | W | 120-108 | 15-8 | Ma. Johnson, 26 | Williams, 22 | 8,895 |
| 24 | 12/15 | Denver | L | 98-113 | 15-9 | Ma. Johnson, 25 | English, 33 | 9,085 |
| 25 | 12/17 | Chicago | W | 115-93 | 16-9 | Bridgeman, 30 | Theus, 23 | 9,206 |
| 26 | 12/19 | San Antonio | W | 113-98 | 17-9 | Moncrief, 27 | Mitchell/Gilmore, 22 | 10,302 |
| 27 | 12/21 | @ New York | L | 94-101 (OT) | 17-10 | Bridgeman, 25 | King, 21 | 8,520 |
| 28 | 12/23 | Atlanta | W | 101-90 | 18-10 | Moncrief, 31 | Roundfield, 22 | 10,704 |
| 29 | 12/26 | Detroit | W | 106-96 | 19-10 | Ma. Johnson, 30 | Thomas, 32 | 10,918 |
| 30 | 12/28 | @ Chicago | W | 113-103 | 20-10 | Moncrief, 28 | Dailey, 19 | 7,680 |
| 31 | 12/29 | @ Washington | L | 87-94 | 20-11 | Moncrief, 24 | Ballard, 23 | 9,014 |
| 32 | 12/30 | Dallas | W | 111-99 | 21-11 | Ma. Johnson, 32 | Vincent, 19 | 11,052* |
| 33 | 1/2 | Houston | W | 103-82 | 22-11 | Moncrief, 21 | Bailey, 21 | 10,039 |
| 34 | 1/4 | New Jersey | L | 95-102 | 22-12 | Moncrief, 24 | Cook/Williams, 22 | 9,950 |
| 35 | 1/7 | Detroit | W | 109-92 | 23-12 | Ma. Johnson/Moncrief, 23 | Jones, 17 | 11,052* |
| 36 | 1/9 | Phoenix | W | 106-96 | 24-12 | Moncrief, 24 | Adams, 19 | 10,108 |
| 37 | 1/12 | @ Philadelphia | L | 121-122 | 24-13 | Bridgeman, 29 | Malone, 30 | 16,199 |
| 38 | 1/13 | Cleveland | W | 110-100 | 25-13 | Moncrief, 30 | Free, 22 | 9,974 |
| 39 | 1/15 | @ Chicago | W | 128-126 (2OT) | 26-13 | Ma. Johnson, 34 | Corzine, 27 | 7,247 |
| 40 | 1/16 | Golden State | W | 109-108 | 27-13 | Moncrief, 34 | Carroll, 36 | 9,011 |
| 41 | 1/19 | @ Detroit | L | 106-107 | 27-14 | Moncrief, 31 | Tripucca, 24 | 11,101 |
| 42 | 1/21 | Washington | W | 111-104 | 28-14 | Ma. Johnson, 35 | Ballard, 23 | 10,845 |
| 43 | 1/23 | Philadelphia | W | 107-96 | 29-14 | Moncrief, 30 | Malone/Toney, 21 | 11,052* |
| 44 | 1/25 | @ San Diego | W | 115-102 | 30-14 | Ma. Johnson, 33 | Cummings, 25 | 5,063 |
| 45 | 1/26 | @ Los Angeles | L | 113-115 | 30-15 | Ma. Johnson, 30 | Abdul-Jabbar, 29 | 17,505 |
| 46 | 1/29 | @ Golden State | L | 102-110 | 30-16 | Moncrief, 29 | Short, 32 | 11,671 |
| 47 | 2/1 | @ Portland | W | 115-99 | 31-16 | Moncrief, 33 | Natt, 22 | 12,666 |
| 48 | 2/2 | @ Seattle | L | 114-117 | 31-17 | Moncrief, 34 | Thompson, 22 | 10,158 |
| 49 | 2/4 | @ Utah | W | 122-110 | 32-17 | Ma. Johnson, 27 | Drew, 33 | 8,577 |
| 50 | 2/9 | @ Cleveland | L | 94-104 | 32-18 | Moncrief, 28 | Free, 32 | 2,088 |
| 51 | 2/10 | Portland | W | 102-92 | 33-18 | Moncrief, 28 | Paxson, 22 | 9,765 |
| 52 | 2/16 | Detroit | W | 126-121 (OT) | 34-18 | Ma. Johnson, 39 | Tripucca, 27 | 11,052* |
| 53 | 2/18 | Indiana | W | 121-95 | 35-18 | Ma. Johnson, 20 | Knight/Schoene, 14 | 11,052* |
| 54 | 2/20 | New Jersey | W | 109-108 | 36-18 | Moncrief, 31 | Birdsong, 20 | 11,052* |
| 55 | 2/22 | @ Phoenix | L | 105-112 | 36-19 | Bridgeman, 20 | Davis, 29 | 12,908 |
| 56 | 2/24 | @ Houston | W | 114-103 | 37-19 | Moncrief, 42 | Bailey, 26 | 7,365 |
| 57 | 2/26 | @ San Antonio | W | 107-104 | 38-19 | Moncrief, 34 | Gervin, 22 | 12,439 |
| 58 | 3/1 | @ Washington | W | 101-99 | 39-19 | Moncrief, 33 | Ruland, 25 | 6,781 |
| 59 | 3/2 | Los Angeles | L | 117-127 | 39-20 | Lister, 27 | E. Johnson, 34 | 11,052* |
| 60 | 3/4 | @ Dallas | W | 108-102 | 40-20 | Moncrief, 31 | Aguirre, 35 | 17,134 |
| 61 | 3/5 | @ Denver | L | 120-126 | 40-21 | Ford, 21 | Vandeweghe, 36 | 17,065 |
| 62 | 3/9 | Atlanta | W | 109-100 | 41-21 | Moncrief, 39 | Glenn, 18 | 10,897 |
| 63 | 3/11 | Kansas City | W | 108-100 | 42-21 | Ma. Johnson, 27 | E. Johnson, 30 | 11,052* |
| 64 | 3/13 | Cleveland | W | 117-83 | 43-21 | Moncrief, 15 | Free, 19 | 10,035 |
| 65 | 3/16 | New York | L | 93-103 | 43-22 | Moncrief, 19 | King/Williams, 15 | 9,584 |
| 66 | 3/18 | @ Detroit | L | 99-105 (OT) | 43-23 | Ma. Johnson, 23 | Tripucca, 29 | 18,057 |
| 67 | 3/19 | Philadelphia | L | 97-105 | 43-24 | Winters, 20 | Malone, 31 | 11,052* |
| 68 | 3/20 | New Jersey | W | 107-92 | 44-24 | Winters, 30 | King, 26 | 9,565 |
| 69 | 3/22 | Boston | W | 116-108 | 45-24 | Ma. Johnson, 29 | Bird, 20 | 11,052* |
| 70 | 3/23 | @ Philadelphia | L | 101-104 (OT) | 45-25 | Ma. Johnson, 24 | Malone, 25 | 17,842 |
| 71 | 3/25 | Washington | L | 96-97 | 45-26 | Ma. Johnson/Winters, 17 | Sobers, 29 | 10,903 |
| 72 | 3/26 | @ New York | W | 89-81 | 46-26 | Pressey, 23 | King, 21 | 13,059 |
| 73 | 3/29 | @ Washington | L | 81-94 | 46-27 | Moncrief, 16 | F. Johnson/Ruland, 24 | 6,957 |
| 74 | 4/1 | @ Boston | L | 83-97 | 46-28 | Moncrief, 17 | Parish, 20 | 15,320 |
| 75 | 4/2 | @ New Jersey | W | 105-103 | 47-28 | Moncrief, 24 | Richardson, 27 | 14,187 |
| 76 | 4/5 | Philadelphia | W | 108-116 | 47-29 | Bridgeman, 31 | Malone, 34 | 11,052* |
| 77 | 4/7 | @ Cleveland | W | 100-87 | 48-29 | Moncrief, 21 | Hubbard, 16 | 2,441 |
| 78 | 4/9 | @ Chicago | W | 115-104 | 49-29 | Moncrief, 27 | Corzine, 23 | 4,924 |
| 79 | 4/10 | Chicago | W | 121-91 | 50-29 | Ma. Johnson, 28 | Higgins, 17 | 10,185 |
| 80 | 4/13 | @ Indiana | L | 90-113 | 50-30 | Moncrief/Winters, 17 | Knight, 21 | 3,388 |
| 81 | 4/14 | Washington | W | 97-90 | 51-30 | Ma. Johnson, 26 | Ruland, 26 | 10,202 |
| 82 | 4/16 | @ Atlanta | L | 79-96 | 51-31 | Ma. Johnson, 27 | Glenn, 25 | 9,101 |

* denotes sellout

GENERAL
INFO

FRONT
OFFICE

PLAYERS

2011-12
SEASON

STATS &
RECORDS


HISTORY

NBA

OPPONENTS

MEDIA

1983-84 MILWAUKEE BUCKS



BACK ROW: Assistant Coach Mike Schuler, Harvey Catchings, Bob Lanier, Randy Breuer, Alton Lister, Paul Mokeski, Marques Johnson, Assistant Coach Garry St. Jean. **FRONT ROW:** Head Coach Don Nelson, Lorenzo Romar, Sidney Moncrief, Kevin Grevey, Junior Bridgeman, Paul Pressey, Nate Archibald, Trainer Jeff Snedeker.

REGULAR SEASON (50-32) - 1ST, CENTRAL DIVISION - PLAYOFFS (8-8)

| PLAYER | G-GS | MIN | FG-FGA | PCT | 3FG-FA | PCT | FT-FTA | PCT | OR | DR | TR | AST | PF-DQ | STL | BLK | PTS | AVG |
|--------------|-----------|--------------|------------------|-------------|---------------|-------------|------------------|-------------|-------------|-------------|-------------|-------------|----------------|------------|------------|-------------|--------------|
| Moncrief | 79-79 | 3075 | 560-1125 | .498 | 5-18 | .278 | 529-624 | .848 | 215 | 313 | 528 | 358 | 204-2 | 108 | 27 | 1654 | 20.9 |
| Johnson | 74-74 | 2715 | 646-1288 | .502 | 2-13 | .154 | 241-340 | .709 | 173 | 307 | 480 | 315 | 194-1 | 115 | 45 | 1535 | 20.7 |
| Bridgeman | 81-10 | 2431 | 509-1094 | .465 | 6-31 | .194 | 196-243 | .807 | 80 | 252 | 332 | 265 | 228-2 | 53 | 14 | 1220 | 15.1 |
| Lanier | 72-72 | 2007 | 392-685 | .572 | 0-3 | .000 | 194-274 | .708 | 141 | 314 | 455 | 186 | 228-8 | 58 | 51 | 978 | 13.6 |
| Dunleavy | 17-12 | 404 | 70-127 | .551 | 19-45 | .422 | 32-40 | .800 | 6 | 22 | 28 | 78 | 51-0 | 12 | 1 | 191 | 11.2 |
| Pressey | 81-18 | 1730 | 276-528 | .523 | 2-9 | .222 | 120-200 | .600 | 102 | 180 | 282 | 252 | 241-6 | 86 | 50 | 674 | 8.3 |
| Lister | 82-72 | 1955 | 256-512 | .500 | 0-0 | — | 114-182 | .626 | 156 | 447 | 603 | 110 | 327-11 | 41 | 140 | 626 | 7.6 |
| Archibald | 46-46 | 1038 | 136-279 | .487 | 4-18 | .222 | 64-101 | .634 | 16 | 60 | 76 | 160 | 78-0 | 33 | 0 | 340 | 7.4 |
| Grevey | 64-3 | 923 | 178-395 | .451 | 15-53 | .283 | 75-84 | .893 | 30 | 51 | 81 | 75 | 95-0 | 27 | 4 | 446 | 7.0 |
| Romar (TOT) | 68-9 | 1022 | 161-351 | .459 | 4-33 | .121 | 67-94 | .713 | 21 | 72 | 93 | 193 | 77-0 | 55 | 8 | 393 | 5.8 |
| Romar (MIL) | 65-9 | 1007 | 159-346 | .460 | 4-32 | .125 | 65-90 | .722 | 21 | 71 | 92 | 192 | 76-0 | 55 | 8 | 387 | 6.0 |
| Criss | 6-0 | 107 | 11-30 | .367 | 1-6 | .167 | 7-11 | .636 | 2 | 7 | 9 | 17 | 7-0 | 5 | 0 | 30 | 5.0 |
| Mokeski | 68-4 | 838 | 102-213 | .479 | 1-3 | .333 | 50-72 | .694 | 51 | 115 | 166 | 44 | 168-1 | 11 | 29 | 255 | 3.8 |
| Breuer | 57-8 | 472 | 68-177 | .384 | 0-0 | — | 32-46 | .696 | 48 | 61 | 109 | 17 | 98-1 | 11 | 38 | 168 | 2.9 |
| Catchings | 69-3 | 1156 | 61-153 | .399 | 0-1 | .000 | 22-42 | .524 | 89 | 182 | 271 | 43 | 172-3 | 25 | 81 | 144 | 2.1 |
| White | 8-0 | 45 | 7-17 | .412 | 0-0 | — | 2-5 | .400 | 5 | 3 | 8 | 1 | 3-0 | 2 | 1 | 16 | 2.0 |
| Townes | 2-0 | 2 | 1-1 | 1.000 | 0-0 | — | 0-0 | — | 0 | 0 | 0 | 0 | 1-0 | 0 | 0 | 2 | 1.0 |
| BUCKS | 82 | 19905 | 3432-6970 | .492 | 59-232 | .254 | 1743-2354 | .740 | 1135 | 2385 | 3520 | 2113 | 2167-35 | 642 | 489 | 8666 | 105.7 |

HIGHLIGHTS:

- For the fifth consecutive season the Bucks win their division, while making the NBA's final four for the second straight year.
- The Bucks lead the league in defense, allowing just 101.5 ppg while also leading the league in defensive FG% (.456%).
- Junior Bridgeman moves into the top spot on the Bucks all-time games played list.
- Marques Johnson scores his 10,000th point in front of a national CBS audience.
- Moncrief sets the Bucks mark for free throws in a season, 529.
- Bucks set a team single playoff game mark of 55 free throw attempts at New Jersey May 3, 1984 (42 FTM).

PLAYOFF RECORD:

- Beat Atlanta, First Round, 3-2
- Beat New Jersey, Conference Semifinals, 4-2
- Lost to Boston, Conference Finals, 1-4

HONORS:

- Sidney Moncrief – NBA All-Star Team, NBA Defensive Player of the Year, All-NBA Second Team and NBA All-Defensive Team

1983-84 MILWAUKEE BUCKS

REGULAR SEASON DAY-BY-DAY

| Gm | Date | Opponent | W-L | Score | Record | Bucks High Scorer | Opp. High Scorer | Atten. |
|----|-------|----------------|-----|---------------|--------|----------------------|----------------------|---------|
| 1 | 10/28 | Indiana | W | 104-83 | 1-0 | Johnson, 24 | Kellogg, 21 | 10,321 |
| 2 | 11/1 | @ Detroit | L | 93-106 | 1-1 | Johnson, 23 | Tripucka, 39 | 7,257 |
| 3 | 11/2 | @ Boston | L | 105-119 | 1-2 | Moncrief, 28 | Bird, 27 | 14,890 |
| 4 | 11/4 | @ Philadelphia | W | 104-94 | 2-2 | Johnson, 34 | Malone, 19 | 13,245 |
| 5 | 11/6 | Atlanta | W | 97-84 | 3-2 | Moncrief, 27 | Glenn, 16 | 9,316 |
| 6 | 11/8 | @ New York | W | 97-90 | 4-2 | Moncrief, 35 | King, 22 | 10,108 |
| 7 | 11/9 | Kansas City | W | 95-93 | 5-2 | Moncrief, 30 | Drew, 26 | 9,285 |
| 8 | 11/11 | @ New Jersey | L | 103-107 | 5-3 | Bridgeman, 30 | King, 18 | 10,051 |
| 9 | 11/13 | Seattle | W | 108-107 | 6-3 | Moncrief, 30 | Chambers, 24 | 9,047 |
| 10 | 11/15 | @ Los Angeles | L | 97-126 | 6-4 | Johnson, 21 | Wilkes, 17 | 14,557 |
| 11 | 11/17 | @ San Diego | L | 122-141 | 6-5 | Bridgeman, 28 | Kelser, 35 | 7,330 |
| 12 | 11/18 | @ Phoenix | W | 109-94 | 7-5 | Moncrief, 30 | Lucas, 25 | 12,066 |
| 13 | 11/19 | @ Denver | L | 126-133 | 7-6 | Moncrief, 43 | English, 32 | 10,852 |
| 14 | 11/23 | Golden State | W | 118-94 | 8-6 | Moncrief, 29 | Carroll, 26 | 8,795 |
| 15 | 11/26 | Washington | W | 109-92 | 9-6 | Johnson, 22 | Malone, 21 | 10,597 |
| 16 | 11/29 | @ Washington | W | 94-88 | 10-6 | Johnson, 28 | Ruland, 18 | 6,529 |
| 17 | 11/30 | Denver | W | 139-122 | 11-6 | Moncrief, 25 | Vandeweghe, 26 | 9,526 |
| 18 | 12/2 | New Jersey | W | 122-107 | 12-6 | Bridgeman, 30 | Williams, 27 | 10,595 |
| 19 | 12/7 | Houston | W | 103-101 | 13-6 | Moncrief, 22 | Lloyd, 26 | 9,897 |
| 20 | 12/9 | @ Cleveland | W | 96-83 | 14-6 | Moncrief, 27 | Hubbard, 17 | 3,487 |
| 21 | 12/11 | Philadelphia | L | 87-97 | 14-7 | Moncrief, 26 | Erving/Toney, 24 | 11,052* |
| 22 | 12/13 | @ Chicago | L | 88-96 | 14-8 | Moncrief, 22 | Dailey, 25 | 4,822 |
| 23 | 12/14 | @ Philadelphia | L | 93-115 | 14-9 | Johnson, 34 | Erving, 29 | 14,284 |
| 24 | 12/16 | Dallas | W | 110-105 | 15-9 | Lanier, 25 | Aguirre, 30 | 9,876 |
| 25 | 12/17 | @ New York | L | 96-102 | 15-10 | Moncrief, 27 | Williams, 23 | 11,186 |
| 26 | 12/22 | Chicago | L | 99-116 | 15-11 | Moncrief, 29 | Dailey, 26 | 10,182 |
| 27 | 12/23 | @ Cleveland | W | 89-83 | 16-11 | Bridgeman, 23 | Free/Hubbard, 17 | 4,245 |
| 28 | 12/27 | @ Indiana | L | 104-115 | 16-12 | Moncrief, 26 | Stipanovich, 24 | 12,074 |
| 29 | 12/28 | @ New Jersey | W | 89-85 | 17-12 | Moncrief, 21 | King, 20 | 13,112 |
| 30 | 12/30 | Portland | W | 93-88 | 18-12 | Lanier, 22 | Thompson, 17 | 10,513 |
| 31 | 1/3 | Cleveland | W | 104-92 | 19-12 | Moncrief, 24 | Free, 20 | 8,910 |
| 32 | 1/5 | Philadelphia | L | 102-103 (OT) | 19-13 | Bridgeman, 31 | Malone, 28 | 11,052* |
| 33 | 1/6 | @ Atlanta | L | 87-91 | 19-14 | Bridgeman, 23 | Wilkins, 24 | 6,478 |
| 34 | 1/8 | Detroit | L | 100-111 | 19-15 | Moncrief, 24 | Thomas, 29 | 10,859 |
| 35 | 1/10 | Cleveland | L | 104-116 | 19-16 | Moncrief, 28 | Free, 34 | 8,874 |
| 36 | 1/13 | New York | W | 103-101 | 20-16 | Bridgeman, 21 | Cartwright, 28 | 10,025 |
| 37 | 1/15 | Boston | W | 106-87 | 21-16 | Johnson, 24 | Ainge, 18 | 11,052* |
| 38 | 1/17 | @ Indiana | W | 112-92 | 22-16 | Johnson, 25 | Stipanovich, 17 | 8,741 |
| 39 | 1/18 | Atlanta | W | 99-90 | 23-16 | Johnson, 31 | Wilkins, 23 | 10,229 |
| 40 | 1/20 | Washington | W | 133-103 | 24-16 | Johnson, 26 | Ballard, 20 | 9,285 |
| 41 | 1/22 | @ Boston | L | 98-109 | 24-17 | Johnson, 26 | Parish, 22 | 14,890 |
| 42 | 1/24 | @ Washington | L | 117-123 (2OT) | 24-18 | Moncrief, 27 | Sobers, 29 | 6,408 |
| 43 | 1/25 | @ Atlanta | L | 105-109 | 24-19 | Johnson, 30 | Roundfield, 20 | 7,142 |
| 44 | 1/31 | @ Golden State | W | 123-109 (OT) | 25-19 | Moncrief, 31 | Short, 31 | 12,095 |
| 45 | 2/1 | @ Seattle | L | 98-99 | 25-20 | Grevey, 25 | Williams, 26 | 10,073 |
| 46 | 2/3 | @ Portland | L | 110-116 | 25-21 | Johnson, 24 | Natt, 32 | 12,666 |
| 47 | 2/4 | @ Utah | L | 102-116 | 25-22 | Moncrief, 31 | Dantley, 36 | 12,690 |
| 48 | 2/7 | @ Kansas City | W | 112-110 (OT) | 26-22 | Bridgeman/Johnson 23 | Woodson, 19 | 5,141 |
| 49 | 2/8 | New York | W | 113-103 | 27-22 | Johnson, 29 | King, 35 | 9,485 |
| 50 | 2/10 | San Antonio | L | 127-132 | 27-23 | Moncrief, 27 | Lucas, 29 | 10,489 |
| 51 | 2/12 | San Diego | W | 107-100 | 28-23 | Moncrief, 38 | Cummings, 23 | 10,065 |
| 52 | 2/14 | Phoenix | W | 92-83 | 29-23 | Moncrief, 23 | Davis, 14 | 8,958 |
| 53 | 2/15 | @ Indiana | W | 107-91 | 30-23 | Moncrief, 24 | Kellogg, 23 | 8,197 |
| 54 | 2/17 | Utah | W | 105-91 | 31-23 | Johnson, 22 | Dantley, 26 | 11,052* |
| 55 | 2/19 | @ Chicago | W | 113-103 | 32-23 | Moncrief, 26 | Greenwood, 20 | 4,684 |
| 56 | 2/21 | @ Houston | L | 102-119 | 32-24 | Pressey, 16 | Leavell, 25 | 11,642 |
| 57 | 2/24 | @ Dallas | W | 95-88 | 33-24 | Moncrief, 18 | Blackman, 27 | 17,007 |
| 58 | 2/25 | @ San Antonio | W | 130-119 | 34-24 | Johnson, 25 | Banks, 20 | 9,670 |
| 59 | 2/29 | Chicago | W | 112-83 | 35-24 | Bridgeman, 25 | Dailey/Greenwood, 14 | 9,021 |
| 60 | 3/2 | @ Washington | W | 98-78 | 36-24 | Johnson, 24 | Malone/Ruland, 17 | 8,643 |
| 61 | 3/3 | @ New York | W | 111-106 | 37-24 | Moncrief, 33 | King, 27 | 17,762 |
| 62 | 3/6 | @ Atlanta | W | 109-104 (OT) | 38-24 | Moncrief, 25 | Roundfield, 22 | 6,275 |
| 63 | 3/7 | New Jersey | L | 100-106 | 38-25 | Lanier, 24 | King, 20 | 9,975 |
| 64 | 3/9 | Boston | L | 128-129 (2OT) | 38-26 | Johnson, 36 | Bird, 30 | 11,052* |
| 65 | 3/11 | Atlanta | L | 84-108 | 38-27 | Johnson, 31 | Wilkins, 19 | 10,962 |
| 66 | 3/13 | Detroit | W | 116-95 | 39-27 | Moncrief, 27 | Tripucka, 28 | 11,052* |
| 67 | 3/14 | @ Philadelphia | L | 91-92 | 39-28 | Johnson, 24 | Malone, 27 | 16,256 |
| 68 | 3/16 | @ Boston | L | 99-109 | 39-29 | Johnson, 26 | Bird, 28 | 14,890 |
| 69 | 3/18 | Washington | W | 109-101 | 40-29 | Johnson, 25 | Ballard, 25 | 9,116 |
| 70 | 3/20 | Los Angeles | L | 95-99 | 40-30 | Johnson, 16 | Abdul-Jabbar, 22 | 11,052* |
| 71 | 3/21 | @ New Jersey | W | 102-95 | 41-30 | Johnson, 23 | Richardson, 23 | 15,252 |
| 72 | 3/24 | Indiana | W | 106-92 | 42-30 | Johnson, 29 | Stipanovich, 18 | 11,052* |
| 73 | 3/28 | Cleveland | W | 130-98 | 43-30 | Johnson, 21 | Garris, 20 | 9,187 |
| 74 | 3/30 | Chicago | W | 119-86 | 44-30 | Pressey, 20 | Woolridge, 20 | 9,846 |
| 75 | 3/31 | @ Detroit | L | 105-107 | 44-31 | Johnson, 25 | Laimbeer, 27 | 35,407 |
| 76 | 4/3 | New Jersey | W | 109-92 | 45-31 | Johnson, 30 | Birdsong, 20 | 9,397 |
| 77 | 4/5 | Philadelphia | W | 113-103 | 46-31 | Johnson/Lanier, 18 | Toney, 29 | 11,052* |
| 78 | 4/7 | Detroit | W | 110-92 | 47-31 | Moncrief, 21 | Thomas, 17 | 11,052* |
| 79 | 4/10 | Boston | L | 95-96 | 47-32 | Bridgeman, 18 | Parish, 22 | 10,795 |
| 80 | 4/11 | @ Cleveland | W | 108-95 | 48-32 | Dunleavy/Johnson 17 | Free, 21 | 3,412 |
| 81 | 4/13 | @ Chicago | W | 109-85 | 49-32 | Johnson, 18 | Woolridge, 20 | 4,042 |
| 82 | 4/14 | Indiana | W | 104-92 | 50-32 | Bridgeman, 29 | Williams, 18 | 10,302 |

* denotes sellout

GENERAL
INFO

FRONT
OFFICE

PLAYERS

2011-12
SEASON

STATS &
RECORDS

HISTORY

NBA

OPPONENTS

MEDIA

1984-85 MILWAUKEE BUCKS



BACK ROW: David Thirkill, Charles Davis, Terry Cummings, Randy Breuer, Paul Mokeski, Alton Lister, Kenny Fields, Paul Thompson. **FRONT ROW:** Head Coach Don Nelson, Assistant Coach Mike Schuler, Sidney Moncrief, Kevin Grevey, Paul Pressey, Ricky Pierce, Craig Hodges, Trainer Jeff Snedeker, Assistant Coach Garry St. Jean. **NOT PICTURED:** Mike Dunleavy.

REGULAR SEASON (59-23) - 1ST, CENTRAL DIVISION - PLAYOFFS (3-5)

| PLAYER | G-GS | MIN | FG-FGA | PCT | 3FG-FA | PCT | FT-FTA | PCT | OR | DR | TR | AST | PF-DQ | STL | BLK | PTS | AVG |
|----------------|-----------|--------------|------------------|-------------|---------------|-------------|------------------|-------------|-------------|-------------|-------------|-------------|----------------|------------|------------|-------------|--------------|
| Cummings | 79-78 | 2722 | 759-1532 | .495 | 0-1 | .000 | 343-463 | .741 | 244 | 472 | 716 | 228 | 264-4 | 117 | 67 | 1861 | 23.6 |
| Moncrief | 73-72 | 2734 | 561-1162 | .483 | 9-33 | .273 | 454-548 | .828 | 149 | 242 | 391 | 382 | 197-1 | 117 | 39 | 1585 | 21.7 |
| Pressey | 80-80 | 2876 | 480-928 | .517 | 7-20 | .350 | 317-418 | .758 | 149 | 280 | 429 | 543 | 258-4 | 129 | 56 | 1284 | 16.1 |
| Hodges | 82-63 | 2496 | 359-733 | .490 | 47-135 | .348 | 106-130 | .815 | 74 | 112 | 186 | 349 | 262-9 | 96 | 1 | 871 | 10.6 |
| Lister | 81-80 | 2091 | 322-598 | .538 | 0-1 | .000 | 154-262 | .588 | 219 | 428 | 647 | 127 | 287-5 | 49 | 167 | 798 | 9.9 |
| Pierce | 44-3 | 882 | 165-307 | .537 | 1-4 | .250 | 102-124 | .823 | 49 | 68 | 117 | 94 | 117-0 | 34 | 5 | 433 | 9.8 |
| Thompson (TOT) | 49-27 | 942 | 189-459 | .412 | 6-30 | .200 | 69-87 | .793 | 57 | 101 | 158 | 78 | 119-1 | 56 | 25 | 453 | 9.2 |
| Thompson (MIL) | 16-0 | 227 | 41-105 | .390 | 0-7 | .000 | 24-34 | .706 | 21 | 21 | 42 | 20 | 42-0 | 15 | 5 | 106 | 6.6 |
| Dunleavy | 19-19 | 433 | 64-135 | .474 | 16-47 | .340 | 25-29 | .862 | 6 | 25 | 31 | 85 | 55-1 | 15 | 3 | 169 | 8.9 |
| Mokeski | 79-6 | 1586 | 205-429 | .478 | 0-2 | .000 | 81-116 | .698 | 107 | 303 | 410 | 99 | 266-6 | 28 | 35 | 491 | 6.2 |
| Grevey | 78-6 | 1182 | 190-424 | .448 | 8-33 | .242 | 88-107 | .822 | 27 | 76 | 103 | 94 | 85-1 | 30 | 2 | 476 | 6.1 |
| Davis (TOT) | 61-2 | 774 | 153-356 | .430 | 1-10 | .100 | 51-62 | .823 | 59 | 94 | 153 | 51 | 113-1 | 22 | 5 | 358 | 5.9 |
| Davis (MIL) | 57-2 | 746 | 151-346 | .436 | 1-10 | .100 | 48-58 | .828 | 57 | 92 | 149 | 50 | 110-1 | 21 | 5 | 351 | 6.2 |
| Breuer | 78-0 | 1083 | 162-317 | .511 | 0-0 | — | 89-127 | .701 | 92 | 164 | 256 | 40 | 179-4 | 21 | 82 | 413 | 5.3 |
| Fields | 51-1 | 535 | 84-191 | .440 | 0-0 | — | 27-36 | .750 | 41 | 43 | 84 | 38 | 84-2 | 9 | 10 | 195 | 3.8 |
| Micheaux | 18-0 | 171 | 17-35 | .486 | 0-0 | — | 12-17 | .706 | 18 | 26 | 44 | 13 | 26-0 | 8 | 7 | 46 | 2.6 |
| West | 1-0 | 6 | 0-1 | .000 | 0-0 | — | 2-2 | 1.000 | 1 | 0 | 1 | 0 | 4-0 | 0 | 1 | 2 | 2.0 |
| Engler (TOT) | 11-0 | 82 | 8-20 | .400 | 0-0 | — | 5-9 | .556 | 12 | 18 | 30 | 0 | 5-0 | 2 | 5 | 21 | 1.9 |
| Engler (MIL) | 1-0 | 3 | 0-2 | .000 | 0-0 | — | 0-0 | — | 1 | 0 | 1 | 0 | 0-0 | 0 | 1 | 0 | 0.0 |
| Thirkill | 6-0 | 16 | 3-4 | .750 | 0-0 | — | 1-2 | .500 | 1 | 1 | 2 | 0 | 1-0 | 0 | 0 | 7 | 1.2 |
| Romar | 4-0 | 16 | 1-8 | .125 | 0-1 | .000 | 0-0 | — | 0 | 0 | 0 | 2 | 2-0 | 0 | 0 | 2 | 0.5 |
| BUCKS | 82 | 19805 | 3564-7257 | .491 | 89-294 | .303 | 1873-2473 | .757 | 1256 | 2353 | 3609 | 2164 | 2239-37 | 689 | 486 | 9090 | 110.9 |

HIGHLIGHTS:

- A Sept. 29, 1984, trade nets Terry Cummings, Ricky Pierce and Craig Hodges in exchange for Marques Johnson, Junior Bridgeman, Harvey Catchings and cash.
- On December 6, 1984, the Bucks retired the #16 of center Bob Lanier.
- For the fifth straight campaign, the Bucks net 50 victories, averaging 55 wins over that five-year span.
- Led by Sidney Moncrief and Paul Pressey, the Milwaukee defense leads the league for the second time in a row, allowing only 104 ppg.
- The Bucks set a new club standard for home wins, recording a stellar 36-5 mark.
- Pressey ties the Bucks single playoff game mark with 16 assists vs. Philadelphia on April 30, 1985, and May 7, 1985.
- On March 1, 1985, the sale of the Milwaukee Bucks to Herb Kohl from Jim Fitzgerald was finalized. Four days later, Jane and Lloyd Pettit announced they would donate \$30-40 million to build a new arena.

PLAYOFF RECORD:

- Beat Chicago, First Round, 3-1
- Lost to Philadelphia, Conference Semifinals, 0-4

HONORS:

- Sidney Moncrief – NBA All-Star Team, NBA All-Defensive Team, and All-NBA Second Team
- Terry Cummings – NBA All-Star Team and All-NBA Second Team
- Paul Pressey – NBA All-Defensive Team
- Don Nelson – NBA Coach of the Year

1984-85 MILWAUKEE BUCKS

REGULAR SEASON DAY-BY-DAY

| Gm | Date | Opponent | W-L | Score | Record | Bucks High Scorer | Opp. High Scorer | Atten. |
|----|-------|-----------------|-----|--------------|--------|-----------------------|-------------------------|---------|
| 1 | 10/27 | Chicago | W | 108-106 | 1-0 | Cummings, 34 | Woolridge, 29 | 11,052* |
| 2 | 10/29 | @ Chicago | L | 110-116 | 1-1 | Moncrief, 28 | Jordan, 37 | 9,356 |
| 3 | 10/31 | Washington | W | 105-79 | 2-1 | Moncrief, 18 | Gus Williams, 20 | 7,705 |
| 4 | 11/2 | @ Washington | W | 102-96 | 3-1 | Cummings, 25 | Gus Williams, 37 | 7,102 |
| 5 | 11/3 | Cleveland | W | 117-88 | 4-1 | Cummings, 21 | Free, 21 | 10,012 |
| 6 | 11/7 | Atlanta | W | 103-99 | 5-1 | Pressey, 26 | Johnson, 21 | 8,429 |
| 7 | 11/9 | Indiana | W | 122-105 | 6-1 | Moncrief, 31 | Brown, 21 | 9,121 |
| 8 | 11/10 | @ Detroit | L | 100-104 | 6-2 | Moncrief, 29 | Tripucca, 20 | 21,172 |
| 9 | 11/13 | @ Atlanta | W | 110-99 | 7-2 | Moncrief, 27 | Wilkins, 21 | 6,371 |
| 10 | 11/15 | @ L.A. Clippers | W | 103-90 | 8-2 | Cummings/Moncrief, 23 | Smithy/White, 15 | 7,235 |
| 11 | 11/16 | @ Phoenix | L | 106-118 | 8-3 | Grevey, 16 | Foster, 24 | 12,988 |
| 12 | 11/18 | @ L.A. Lakers | L | 89-96 | 8-4 | Cummings, 29 | Worthy, 24 | 12,768 |
| 13 | 11/20 | @ Dallas | L | 108-109 | 8-5 | Moncrief, 33 | Aguirre, 24 | 16,511 |
| 14 | 11/21 | Chicago | W | 108-98 | 9-5 | Pressey, 27 | Jordan, 35 | 11,052* |
| 15 | 11/24 | Golden State | W | 103-97 | 10-5 | Pressey, 21 | Short, 35 | 10,656 |
| 16 | 11/27 | @ Indiana | L | 105-126 | 10-6 | Cummings, 28 | Williams, 32 | 7,550 |
| 17 | 11/28 | @ Atlanta | L | 83-95 | 10-7 | Micheaux, 16 | Wilkins, 17 | 2,172 |
| 18 | 11/30 | New York | W | 110-100 | 11-7 | Lister, 30 | P. Cummings, 21 | 9,975 |
| 19 | 12/1 | @ Washington | L | 97-100 | 11-8 | Cummings, 26 | Robinson, 20 | 7,524 |
| 20 | 12/5 | @ Philadelphia | L | 111-112 | 11-9 | Cummings, 22 | Malone, 27 | 9,147 |
| 21 | 12/6 | Detroit | W | 114-99 | 12-9 | Cummings/Moncrief, 27 | Laimbeer, 20 | 9,925 |
| 22 | 12/8 | Indiana | W | 99-96 | 13-9 | Moncrief, 21 | Williams, 26 | 9,289 |
| 23 | 12/11 | @ Cleveland | W | 120-106 | 14-9 | Moncrief, 30 | Hinson, 27 | 3,574 |
| 24 | 12/12 | @ New Jersey | L | 109-116 | 14-10 | Cummings, 25 | Williams, 28 | 10,936 |
| 25 | 12/14 | Philadelphia | L | 111-115 | 14-11 | Cummings, 37 | Erving, 32 | 11,052* |
| 26 | 12/16 | Utah | W | 115-102 | 15-11 | Cummings, 29 | Dantley, 42 | 8,615 |
| 27 | 12/18 | Dallas | W | 110-96 | 16-11 | Cummings, 29 | Blackman, 24 | 8,671 |
| 28 | 12/19 | @ Boston | W | 107-92 | 17-11 | Cummings, 29 | Bird/Johnson, 18 | 14,890 |
| 29 | 12/21 | @ Philadelphia | W | 104-101 | 18-11 | Moncrief, 35 | Malone, 27 | 13,556 |
| 30 | 12/22 | San Antonio | W | 101-90 | 19-11 | Cummings, 29 | Mitchell, 23 | 9,587 |
| 31 | 12/26 | Houston | W | 97-87 | 20-11 | Moncrief, 23 | Olajuwon, 21 | 11,052* |
| 32 | 12/29 | @ Cleveland | W | 115-102 | 21-11 | Cummings, 27 | Thompson, 18 | 6,108 |
| 33 | 12/30 | Boston | W | 114-98 | 22-11 | Moncrief, 27 | Bird/McHale, 24 | 11,052* |
| 34 | 1/3 | L.A. Clippers | W | 111-87 | 23-11 | Moncrief, 21 | Ma. Johnson, 21 | 11,052* |
| 35 | 1/4 | @ Chicago | L | 101-106 | 23-12 | Moncrief, 29 | Dailey, 26 | 13,357 |
| 36 | 1/5 | Philadelphia | L | 106-110 | 23-13 | Cummings/Moncrief, 27 | Erving, 24 | 11,052* |
| 37 | 1/8 | Washington | L | 95-99 | 23-14 | Moncrief, 34 | Ballard, 20 | 9,247 |
| 38 | 1/9 | @ Indiana | W | 106-105 | 24-14 | Cummings, 30 | Stipanovich, 30 | 6,574 |
| 39 | 1/11 | Cleveland | W | 130-117 | 25-14 | Moncrief, 35 | Hinson/Free, 26 | 9,775 |
| 40 | 1/13 | Denver | W | 140-116 | 26-14 | 3 players, 21 | English, 24 | 10,995 |
| 41 | 1/15 | L.A. Lakers | W | 115-104 | 27-14 | Cummings, 39 | E. Johnson, 32 | 11,052* |
| 42 | 1/18 | New Jersey | W | 102-93 | 28-14 | Pressey, 29 | King, 25 | 10,857 |
| 43 | 1/24 | @ Kansas City | W | 120-119 | 29-14 | Cummings, 34 | Thorne, 22 | 6,228 |
| 44 | 1/26 | @ Houston | W | 105-102 | 30-14 | Cummings, 28 | Sampson, 19 | 16,016 |
| 45 | 1/27 | @ San Antonio | W | 106-93 | 31-14 | Cummings, 30 | Mitchell, 35 | 9,511 |
| 46 | 1/29 | @ Golden State | W | 108-101 | 32-14 | Moncrief, 30 | Ma. Johnson, 22 | 7,060 |
| 47 | 2/1 | @ Seattle | W | 109-91 | 33-14 | Cummings, 32 | Chambers, 22 | 7,830 |
| 48 | 2/2 | @ Portland | W | 105-95 | 34-14 | Pressey, 22 | Thompson, 26 | 12,666 |
| 49 | 2/4 | Detroit | L | 111-113 (OT) | 34-15 | Pressey, 27 | Laimbeer, 32 | 11,052* |
| 50 | 2/6 | @ New Jersey | L | 93-106 | 34-16 | Pressey, 18 | Richardson, 25 | 11,378 |
| 51 | 2/7 | Atlanta | L | 91-94 (OT) | 34-17 | Cummings, 19 | Wilkins, 22 | 10,783 |
| 52 | 2/12 | New Jersey | W | 111-103 | 35-17 | Moncrief, 32 | B. Williams, 22 | 9,927 |
| 53 | 2/14 | @ Indiana | W | 132-128 (OT) | 36-17 | Moncrief, 29 | Kellogg, 31 | 11,188 |
| 54 | 2/17 | Chicago | W | 125-105 | 37-17 | Moncrief, 21 | Jordan, 26 | 11,052* |
| 55 | 2/19 | @ New York | W | 129-118 | 38-17 | Moncrief, 30 | Walker, 31 | 9,010 |
| 56 | 2/20 | @ Detroit | W | 113-112 | 39-17 | Pressey, 24 | Johnson, 23 | 20,542 |
| 57 | 2/23 | @ Cleveland | L | 106-128 | 39-18 | Moncrief, 22 | Davis, 23 | 7,843 |
| 58 | 2/26 | Philadelphia | W | 116-97 | 40-18 | Cummings, 27 | Toney, 21 | 11,052* |
| 59 | 2/27 | @ Utah | W | 119-100 | 41-18 | Cummings, 30 | Griffith, 28 | 9,042 |
| 60 | 3/2 | @ Denver | L | 122-123 | 41-19 | Cummings, 33 | English, 35 | 17,022 |
| 61 | 3/5 | Seattle | W | 102-87 | 42-19 | Cummings, 23 | Sobers, 16 | 10,897 |
| 62 | 3/8 | Kansas City | W | 127-114 | 43-19 | Moncrief, 25 | Woodson, 23 | 11,052* |
| 63 | 3/10 | Portland | W | 110-94 | 44-19 | Moncrief, 27 | Bowie, 20 | 10,108 |
| 64 | 3/11 | @ Atlanta | W | 121-115 | 45-19 | Cummings/Moncrief, 26 | Wilkins, 24 | 6,612 |
| 65 | 3/13 | Cleveland | W | 128-93 | 46-19 | Cummings, 26 | Hubbard/Free, 20 | 9,865 |
| 66 | 3/16 | Phoenix | W | 125-96 | 47-19 | Breuer, 18 | C. Jones, 19 | 11,052* |
| 67 | 3/17 | @ Chicago | L | 117-119 (OT) | 47-20 | Cummings/Moncrief, 28 | Jordan, 32 | 16,022 |
| 68 | 3/19 | New Jersey | W | 130-111 | 48-20 | Cummings, 24 | Williams/Ransley, 20 | 10,929 |
| 69 | 3/20 | @ Boston | L | 105-107 | 48-21 | Cummings, 26 | McHale, 28 | 14,890 |
| 70 | 3/22 | @ Philadelphia | W | 131-112 | 49-21 | Davis, 23 | Malone, 22 | 16,114 |
| 71 | 3/23 | Indiana | W | 140-129 | 50-21 | Cummings, 31 | Kellogg, 37 | 11,052* |
| 72 | 3/25 | New York | W | 126-106 | 51-21 | Moncrief, 23 | Grunfeld, 30 | 9,386 |
| 73 | 3/26 | @ Washington | W | 107-96 | 52-21 | Pressey, 21 | Gus Williams, 27 | 5,116 |
| 74 | 3/28 | @ New York | W | 121-116 | 53-21 | Pressey, 25 | Grunfeld, 19 | 9,506 |
| 75 | 3/30 | Atlanta | W | 106-95 | 54-21 | Grevey, 19 | Wilkins, 22 | 11,052* |
| 76 | 4/2 | Boston | W | 109-103 | 55-21 | 3 players, 18 | McHale, 25 | 11,052* |
| 77 | 4/4 | Detroit | W | 130-121 | 56-21 | Cummings, 29 | Tripucca, 32 | 11,052* |
| 78 | 4/6 | @ New Jersey | L | 104-108 | 56-22 | Moncrief, 25 | Williams/Richardson, 22 | 14,574 |
| 79 | 4/7 | @ Detroit | L | 91-113 | 56-23 | Pierce, 16 | Tyler, 20 | 16,153 |
| 80 | 4/10 | Washington | W | 106-97 | 57-23 | Moncrief, 27 | Ballard, 26 | 10,117 |
| 81 | 4/12 | @ Boston | W | 115-113 (OT) | 58-23 | Moncrief, 26 | Bird, 47 | 14,890 |
| 82 | 4/13 | New York | W | 88-84 | 59-23 | Lister, 18 | Walker, 29 | 10,169 |

* denotes sellout

GENERAL INFO
FRONT OFFICE
PLAYERS
2011-12 SEASON
STATS & RECORDS
HISTORY
NBA
OPPONENTS
MEDIA

1985-86 MILWAUKEE BUCKS



BACK ROW: Charles Davis, Jerry Reynolds, Terry Cummings, Randy Breuer, Paul Mokeski, Alton Lister, Kenny Fields, Paul Pressey. **FRONT ROW:** Head Coach Don Nelson, Assistant Coach Mike Schuler, Mike Glenn, Sidney Moncrief, Ricky Pierce, Craig Hodges, Trainer Jeff Snedeker, Assistant Coach Garry St. Jean. **NOT PICTURED:** Earl Jones, Derrick Rowland.

REGULAR SEASON (57-25) - 1ST, CENTRAL DIVISION - PLAYOFFS (7-7)

| PLAYER | G-GS | MIN | FG-FGA | PCT | 3FG-FA | PCT | FT-FTA | PCT | OR | DR | TR | AST | PF-DQ | STL | BLK | PTS | AVG |
|--------------|-----------|--------------|------------------|-------------|----------------|-------------|------------------|-------------|-------------|-------------|-------------|-------------|----------------|------------|------------|-------------|--------------|
| Moncrief | 73-72 | 2567 | 470-962 | .489 | 33-103 | .320 | 498-580 | .859 | 115 | 219 | 334 | 357 | 178-1 | 103 | 18 | 1471 | 20.2 |
| Cummings | 82-82 | 2669 | 681-1438 | .474 | 0-2 | .000 | 265-404 | .656 | 222 | 472 | 694 | 193 | 283-4 | 121 | 51 | 1627 | 19.8 |
| Pressey | 80-80 | 2704 | 411-843 | .488 | 8-44 | .182 | 316-392 | .806 | 127 | 272 | 399 | 623 | 247-4 | 168 | 71 | 1146 | 14.3 |
| Pierce | 81-8 | 2147 | 429-798 | .538 | 3-23 | .130 | 266-310 | .858 | 94 | 137 | 231 | 177 | 252-6 | 83 | 6 | 1127 | 13.9 |
| Hodges | 66-66 | 1739 | 284-568 | .500 | 73-162 | .451 | 75-86 | .872 | 39 | 78 | 117 | 229 | 157-3 | 74 | 2 | 716 | 10.8 |
| Lister | 81-19 | 1812 | 318-577 | .551 | 0-2 | .000 | 160-266 | .602 | 199 | 393 | 592 | 101 | 300-9 | 49 | 142 | 796 | 9.8 |
| Breuer | 82-63 | 1792 | 272-570 | .477 | 0-1 | .000 | 141-198 | .712 | 159 | 299 | 458 | 114 | 214-2 | 50 | 116 | 685 | 8.4 |
| Davis | 57-7 | 873 | 188-397 | .474 | 3-24 | .125 | 61-75 | .813 | 60 | 110 | 170 | 55 | 113-1 | 26 | 7 | 440 | 7.7 |
| Fields | 78-3 | 1120 | 204-398 | .513 | 0-4 | .000 | 91-132 | .689 | 59 | 144 | 203 | 79 | 170-3 | 51 | 15 | 499 | 6.4 |
| Lamp | 44-1 | 701 | 109-243 | .449 | 3-13 | .231 | 55-64 | .859 | 34 | 87 | 121 | 64 | 88-1 | 20 | 3 | 276 | 6.3 |
| Glenn | 38-1 | 573 | 94-190 | .495 | 0-0 | — | 47-49 | .959 | 4 | 53 | 57 | 39 | 42-0 | 9 | 3 | 235 | 6.2 |
| Reynolds | 55-8 | 508 | 72-162 | .444 | 1-2 | .500 | 58-104 | .558 | 37 | 43 | 80 | 86 | 57-0 | 43 | 19 | 203 | 3.7 |
| Mokeski | 45-0 | 521 | 59-139 | .424 | 0-0 | — | 25-34 | .735 | 36 | 103 | 139 | 30 | 92-1 | 6 | 6 | 143 | 3.2 |
| Warrick | 5-0 | 27 | 4-10 | .400 | 1-2 | .500 | 1-1 | 1.000 | 0 | 3 | 3 | 6 | 3-0 | 2 | 0 | 10 | 2.0 |
| Rowland | 2-0 | 9 | 1-3 | .333 | 0-0 | — | 1-2 | .500 | 0 | 1 | 1 | 1 | 1-0 | 0 | 0 | 3 | 1.5 |
| Jones | 12-0 | 43 | 5-12 | .417 | 0-0 | — | 3-4 | .750 | 4 | 6 | 10 | 4 | 13-0 | 0 | 1 | 13 | 1.1 |
| BUCKS | 82 | 19805 | 3601-7310 | .493 | 125-382 | .327 | 2063-2701 | .764 | 1189 | 2420 | 3609 | 2158 | 2210-34 | 805 | 460 | 9390 | 114.5 |

HIGHLIGHTS:

- The Bucks notch their sixth straight Central Division title and seventh straight division crown.
- Milwaukee set team records for free throws made (2,063) and attempted (2,701) in a season.
- The Bucks set a single-game record for field goal percentage, scorching the nets at .667% in a rout of Sacramento, 140-82, on December 15, 1985.
- Craig Hodges set Bucks records for 3-point FGM (73) and 3-point FGA (162) for a season (both records have since been broken).
- The Bucks advance to the Eastern Conference Finals for the third time in four years.
- Paul Pressey sets the Bucks single game playoff record for FTM (15) and FTA (17) vs. Philadelphia May 7, 1986.
- Craig Hodges snares eight steals at Philadelphia (5/9/86) setting the Bucks single game playoff record. The Bucks record 19 steals to set a new team record.

PLAYOFF RECORD:

- Beat New Jersey, First Round, 3-0
- Beat Philadelphia, Conference Semifinals, 4-3
- Lost to Boston, Conference Finals, 0-4

HONORS:

- Sidney Moncrief - NBA All-Star Team, All-NBA Second Team and NBA All-Defensive Team
- Paul Pressey - NBA All-Defensive Team

1985-86 MILWAUKEE BUCKS

REGULAR SEASON DAY-BY-DAY

| Gm | Date | Opponent | W-L | Score | Record | Bucks High Scorer | Opp. High Scorer | Atten. |
|----|-------|-----------------|-----|--------------|--------|----------------------|-------------------------|---------|
| 1 | 10/25 | @ Detroit | L | 116-118 | 0-1 | Moncrief, 29 | Laimbeer, 28 | 24,353 |
| 2 | 10/26 | Atlanta | W | 117-91 | 1-1 | Moncrief, 20 | Wilkins, 18 | 10,237 |
| 3 | 10/29 | Philadelphia | W | 119-117 | 2-1 | Pressey, 28 | Threatt, 24 | 10,175 |
| 4 | 10/30 | @ Boston | L | 106-117 | 2-2 | Pierce, 26 | McHale, 25 | 14,890 |
| 5 | 11/2 | New Jersey | W | 136-113 | 3-2 | Moncrief, 23 | Birdsong, 25 | 11,052* |
| 6 | 11/3 | @ Cleveland | W | 120-110 | 4-2 | Cummings, 23 | Hinson, 20 | 7,488 |
| 7 | 11/5 | San Antonio | W | 126-97 | 5-2 | Pierce, 26 | Mitchell, 17 | 10,107 |
| 8 | 11/7 | @ New York | W | 92-88 | 6-2 | Moncrief, 21 | Ewing, 24 | 12,862 |
| 9 | 11/9 | @ New Jersey | L | 123-126 | 6-3 | Moncrief/Pressey, 29 | Birdsong/Richardson, 25 | 10,388 |
| 10 | 11/10 | @ Philadelphia | L | 97-105 | 6-4 | Moncrief, 28 | Malone, 35 | 10,019 |
| 11 | 11/12 | @ Chicago | W | 132-103 | 7-4 | Cummings, 26 | Woolridge, 30 | 10,312 |
| 12 | 11/13 | Detroit | W | 137-118 | 8-4 | Lister/Pierce 22 | Tripucka, 32 | 10,395 |
| 13 | 11/15 | Chicago | W | 118-103 | 9-4 | Cummings, 22 | Woolridge, 21 | 11,052* |
| 14 | 11/17 | @ Portland | W | 117-104 | 10-4 | Cummings, 27 | Vandeweghe, 30 | 12,666 |
| 15 | 11/20 | @ Seattle | W | 116-106 | 11-4 | Cummings, 28 | Chambers, 24 | 6,599 |
| 16 | 11/21 | @ Sacramento | W | 131-97 | 12-4 | Breuer/Lister, 19 | Johnson, 28 | 10,333 |
| 17 | 11/23 | @ L.A. Clippers | L | 112-116 | 12-5 | Moncrief, 24 | Johnson, 26 | 8,215 |
| 18 | 11/24 | @ Phoenix | W | 140-138 (OT) | 13-5 | Cummings, 28 | Davis, 38 | 10,916 |
| 19 | 11/27 | Atlanta | W | 114-96 | 14-5 | Cummings, 19 | Johnson, 24 | 10,879 |
| 20 | 11/29 | @ Detroit | L | 102-111 | 14-6 | Pierce, 18 | Tripucka, 26 | 26,756 |
| 21 | 11/30 | Indiana | W | 111-94 | 15-6 | Cummings, 29 | Williams, 20 | 10,781 |
| 22 | 12/3 | Boston | L | 109-112 | 15-7 | Pressey, 28 | McHale, 29 | 11,052* |
| 23 | 12/5 | @ New York | W | 105-95 | 16-7 | Moncrief, 19 | Walker, 15 | 12,047 |
| 24 | 12/6 | @ Atlanta | L | 93-94 | 16-8 | Moncrief, 23 | Wilkins, 29 | 5,562 |
| 25 | 12/10 | Seattle | W | 117-98 | 17-8 | Cummings, 19 | Chambers/Sobers, 17 | 9,541 |
| 26 | 12/12 | @ Washington | L | 108-110 (OT) | 17-9 | Hodges, 29 | 3 players, 21 | 4,643 |
| 27 | 12/13 | Cleveland | L | 124-128 | 17-10 | Moncrief, 34 | Free, 39 | 11,052* |
| 28 | 12/15 | Sacramento | W | 140-82 | 18-10 | Cummings, 21 | Theus, 18 | 10,103 |
| 29 | 12/18 | L.A. Lakers | L | 105-107 | 18-11 | Cummings, 23 | Abdul-Jabbar, 31 | 11,052* |
| 30 | 12/20 | @ Indiana | L | 102-114 | 18-12 | Moncrief, 21 | Fleming, 23 | 8,017 |
| 31 | 12/21 | Dallas | W | 132-107 | 19-12 | Cummings, 25 | Blackman, 27 | 10,486 |
| 32 | 12/26 | Indiana | W | 105-87 | 20-12 | Pressey, 22 | Williams, 14 | 11,052* |
| 33 | 12/28 | @ Cleveland | W | 114-112 (OT) | 21-12 | Moncrief, 35 | Free, 22 | 10,711 |
| 34 | 12/30 | Detroit | W | 121-110 | 22-12 | Moncrief, 26 | Thomas, 19 | 11,052* |
| 35 | 1/3 | @ Washington | W | 107-100 | 23-12 | Cummings, 31 | Robinson, 26 | 8,856 |
| 36 | 1/4 | New York | W | 119-86 | 24-12 | Cummings, 25 | Ewing, 21 | 11,052* |
| 37 | 1/7 | Cleveland | W | 110-101 | 25-12 | Pierce, 20 | Hinson, 24 | 11,052* |
| 38 | 1/8 | @ New Jersey | L | 99-106 | 25-13 | Moncrief, 25 | King, 24 | 10,472 |
| 39 | 1/10 | Portland | W | 95-89 | 26-13 | Pierce, 21 | Drexler, 26 | 11,052* |
| 40 | 1/13 | Denver | L | 115-119 | 26-14 | Moncrief, 29 | English, 42 | 10,165 |
| 41 | 1/16 | Washington | W | 114-98 | 27-14 | Cummings, 35 | Wood, 25 | 11,052* |
| 42 | 1/19 | Golden State | W | 122-109 | 28-14 | Cummings, 23 | Short, 23 | 10,928 |
| 43 | 1/20 | @ Atlanta | L | 98-101 | 28-15 | Moncrief/Pressey, 23 | Wilkins, 33 | 9,467 |
| 44 | 1/24 | @ Indiana | W | 117-92 | 29-15 | Davis, 24 | Tisdale, 16 | 11,202 |
| 45 | 1/25 | @ New York | W | 104-88 | 30-15 | Moncrief, 24 | Ewing/Wilkins, 20 | 16,547 |
| 46 | 1/27 | @ Utah | W | 127-103 | 31-15 | Moncrief, 32 | Dantley, 31 | 11,325 |
| 47 | 1/28 | @ L.A. Lakers | L | 115-125 | 31-16 | Pressey, 24 | Abdul-Jabbar, 32 | 17,505 |
| 48 | 1/30 | @ Golden State | W | 120-108 | 32-16 | Cummings, 26 | Floyd, 30 | 8,421 |
| 49 | 2/1 | @ Denver | L | 113-116 | 32-17 | Moncrief, 23 | English, 35 | 14,376 |
| 50 | 2/4 | Boston | L | 93-112 | 32-18 | Cummings, 24 | Bird, 24 | 11,052* |
| 51 | 2/6 | Chicago | W | 117-97 | 33-18 | Pierce, 18 | Oakley, 18 | 11,052* |
| 52 | 2/12 | @ Indiana | W | 103-97 | 34-18 | Cummings, 20 | Williams, 25 | 7,565 |
| 53 | 2/13 | Utah | W | 113-106 | 35-18 | Pressey, 24 | Dantley, 27 | 10,517 |
| 54 | 2/15 | New Jersey | W | 112-94 | 36-18 | Pierce/Pressey, 18 | Williams, 23 | 11,052* |
| 55 | 2/17 | @ Philadelphia | W | 111-106 | 37-18 | Moncrief, 28 | Cheeks, 27 | 14,116 |
| 56 | 2/19 | @ Dallas | W | 124-107 | 38-18 | Pressey, 26 | Blackman, 26 | 17,007 |
| 57 | 2/20 | @ Houston | W | 120-113 | 39-18 | Moncrief, 28 | Sampson, 24 | 14,448 |
| 58 | 2/22 | @ San Antonio | W | 120-115 | 40-18 | Moncrief, 31 | Gilmore, 25 | 10,463 |
| 59 | 2/25 | L.A. Clippers | W | 114-99 | 41-18 | Cummings, 16 | Nixon, 22 | 11,052* |
| 60 | 2/28 | Washington | W | 102-84 | 42-18 | Moncrief, 21 | Robinson, 20 | 11,052* |
| 61 | 3/2 | @ Washington | L | 104-125 | 42-19 | Moncrief, 18 | Robinson, 27 | 10,089 |
| 62 | 3/3 | New York | W | 115-108 | 43-19 | Cummings/Fields, 23 | Tucker, 24 | 10,459 |
| 63 | 3/5 | @ New Jersey | W | 119-106 | 44-19 | Pierce, 32 | King, 27 | 10,222 |
| 64 | 3/7 | Philadelphia | W | 125-95 | 45-19 | Davis, 21 | McAdoo, 20 | 11,052* |
| 65 | 3/8 | @ Atlanta | L | 109-111 | 45-20 | Pressey, 30 | Wilkins, 29 | 15,822 |
| 66 | 3/12 | Phoenix | L | 126-127 (OT) | 45-21 | Moncrief, 24 | Davis, 32 | 10,895 |
| 67 | 3/14 | Indiana | L | 104-114 | 45-22 | Moncrief, 25 | Stipanovich, 22 | 11,052* |
| 68 | 3/15 | @ Chicago | W | 125-116 (OT) | 46-22 | Cummings, 34 | Oakley, 35 | 15,208 |
| 69 | 3/18 | Washington | W | 116-87 | 47-22 | Davis, 26 | Robinson, 29 | 11,052* |
| 70 | 3/20 | Houston | W | 116-106 | 48-22 | Cummings, 25 | Sampson, 20 | 11,052* |
| 71 | 3/22 | Atlanta | W | 113-98 | 49-22 | Lister, 18 | Wittman, 18 | 11,052* |
| 72 | 3/25 | New Jersey | W | 118-105 | 50-22 | Hodges, 24 | King, 34 | 10,189 |
| 73 | 3/26 | @ Boston | L | 115-121 | 50-23 | Cummings, 31 | Bird, 35 | 14,890 |
| 74 | 3/28 | @ Philadelphia | W | 116-94 | 51-23 | Pierce, 31 | Barkley/Erving 19 | 13,074 |
| 75 | 3/29 | Detroit | W | 130-121 | 52-23 | Moncrief, 31 | Tripucka, 30 | 11,052* |
| 76 | 4/1 | Chicago | W | 116-107 | 53-23 | Cummings, 32 | Jordan, 28 | 11,052* |
| 77 | 4/3 | Cleveland | W | 114-93 | 54-23 | Davis, 21 | Hinson, 21 | 10,907 |
| 78 | 4/4 | @ Detroit | W | 115-108 | 55-23 | Cummings, 27 | Laimbeer, 25 | 28,964 |
| 79 | 4/7 | @ Chicago | L | 101-107 | 55-24 | Reynolds, 17 | Jordan, 26 | 10,249 |
| 80 | 4/8 | Boston | L | 114-126 | 55-25 | Cummings, 22 | Bird, 26 | 11,052* |
| 81 | 4/10 | @ Cleveland | W | 102-101 | 56-25 | Moncrief, 22 | Free, 26 | 6,189 |
| 82 | 4/12 | New York | W | 116-78 | 57-25 | Hodges, 20 | Wilkins, 20 | 11,052* |

* denotes sellout

GENERAL INFO
FRONT OFFICE
PLAYERS
2011-12 SEASON
STATS & RECORDS
HISTORY
NBA
OPPONENTS
MEDIA

1986-87 MILWAUKEE BUCKS



BACK ROW: Dudley Bradley, Terry Cummings, Randy Breuer, Paul Mokeski, Jack Sikma, Jerry Reynolds, Paul Pressey, Ricky Pierce. **FRONT ROW:** Head Coach Don Nelson, Trainer Jeff Snedeker, Craig Hodges, John Lucas, Junior Bridgeman, Sidney Moncrief, Keith Smith, Scott Skiles, Assistant Coach Del Harris.

REGULAR SEASON (50-32) - 3RD, CENTRAL DIVISION - PLAYOFFS (6-6)

| PLAYER | G-GS | MIN | FG-FGA | PCT | 3FG-FA | PCT | FT-FTA | PCT | OR | DR | TR | AST | PF-DQ | STL | BLK | PTS | AVG |
|--------------------|-----------|--------------|------------------|-------------|----------------|-------------|------------------|-------------|-------------|-------------|-------------|-------------|----------------|------------|------------|-------------|--------------|
| Cummings | 82-77 | 2770 | 729-1426 | .511 | 0-3 | .000 | 249-376 | .662 | 214 | 486 | 700 | 229 | 296-3 | 129 | 81 | 1707 | 20.8 |
| Pierce | 79-31 | 2505 | 575-1077 | .534 | 3-28 | .107 | 387-440 | .880 | 117 | 149 | 266 | 144 | 222-0 | 64 | 24 | 1540 | 19.5 |
| Lucas | 43-40 | 1358 | 285-624 | .457 | 46-126 | .365 | 137-174 | .787 | 29 | 96 | 125 | 290 | 82-0 | 71 | 6 | 753 | 17.5 |
| Pressey | 61-60 | 2057 | 294-616 | .477 | 16-55 | .291 | 242-328 | .738 | 98 | 198 | 296 | 441 | 213-4 | 110 | 47 | 846 | 13.9 |
| Sikma | 82-82 | 2536 | 390-842 | .463 | 0-2 | .000 | 265-313 | .847 | 208 | 614 | 822 | 203 | 328-14 | 88 | 90 | 1045 | 12.7 |
| Moncrief | 39-30 | 992 | 158-324 | .488 | 8-31 | .258 | 136-162 | .840 | 57 | 70 | 127 | 121 | 73-0 | 27 | 10 | 460 | 11.8 |
| Hodges | 78-43 | 2147 | 315-682 | .462 | 85-228 | .373 | 131-147 | .891 | 48 | 92 | 140 | 240 | 189-3 | 76 | 7 | 846 | 10.8 |
| Breuer | 76-10 | 1467 | 241-497 | .485 | 0-0 | — | 118-202 | .584 | 129 | 221 | 350 | 47 | 229-9 | 56 | 61 | 600 | 7.9 |
| Reynolds | 58-24 | 963 | 140-356 | .393 | 6-18 | .333 | 118-184 | .641 | 72 | 101 | 173 | 106 | 91-0 | 50 | 30 | 404 | 7.0 |
| Bridgeman | 34-4 | 418 | 79-171 | .462 | 1-6 | .167 | 16-20 | .800 | 14 | 38 | 52 | 35 | 50-0 | 10 | 2 | 175 | 5.1 |
| Collins | 6-0 | 57 | 10-28 | .357 | 0-0 | — | 5-7 | .714 | 11 | 4 | 15 | 2 | 11-0 | 2 | 1 | 25 | 4.2 |
| Skiles | 13-0 | 205 | 18-62 | .290 | 3-14 | .214 | 10-12 | .833 | 6 | 20 | 26 | 45 | 18-0 | 5 | 1 | 49 | 3.8 |
| Glenn | 4-0 | 34 | 5-13 | .385 | 0-0 | — | 5-7 | .714 | 0 | 2 | 2 | 1 | 3-0 | 1 | 0 | 15 | 3.8 |
| Smith | 42-4 | 461 | 57-150 | .380 | 3-9 | .333 | 21-28 | .750 | 13 | 19 | 32 | 43 | 74-0 | 25 | 3 | 138 | 3.3 |
| Fields | 4-0 | 22 | 6-8 | .750 | 0-0 | — | 1-5 | .200 | 0 | 2 | 2 | 1 | 3-0 | 1 | 0 | 13 | 3.3 |
| McDowell | 7-0 | 70 | 8-17 | .471 | 0-0 | — | 6-7 | .857 | 9 | 10 | 19 | 2 | 14-0 | 2 | 0 | 22 | 3.1 |
| Bradley | 68-2 | 900 | 76-213 | .357 | 13-50 | .260 | 47-58 | .810 | 31 | 71 | 102 | 66 | 118-2 | 105 | 8 | 212 | 3.1 |
| Mokeski | 62-3 | 626 | 52-129 | .403 | 0-1 | .000 | 46-64 | .719 | 45 | 93 | 138 | 22 | 126-0 | 18 | 13 | 150 | 2.4 |
| J. Henderson | 6-0 | 36 | 4-13 | .308 | 0-0 | — | 4-4 | 1.000 | 2 | 5 | 7 | 0 | 12-0 | 1 | 1 | 12 | 2.0 |
| Webster | 15-0 | 102 | 10-19 | .526 | 1-1 | 1.000 | 6-8 | .750 | 12 | 14 | 26 | 3 | 17-0 | 3 | 7 | 27 | 1.8 |
| Engler | 5-0 | 48 | 3-12 | .250 | 0-0 | — | 1-1 | 1.000 | 3 | 13 | 16 | 3 | 10-0 | 1 | 1 | 7 | 1.4 |
| C. Henderson (TOT) | 8-0 | 16 | 4-8 | .500 | 0-0 | — | 3-3 | 1.000 | 3 | 5 | 8 | 0 | 2-0 | 0 | 0 | 11 | 1.4 |
| C. Henderson (MIL) | 2-0 | 6 | 2-3 | .667 | 0-0 | — | 2-2 | 1.000 | 1 | 4 | 5 | 0 | 1-0 | 0 | 0 | 6 | 3.0 |
| BUCKS | 82 | 19780 | 3457-7282 | .475 | 185-572 | .323 | 1953-2549 | .766 | 1119 | 2322 | 3441 | 2044 | 2180-35 | 845 | 393 | 9052 | 110.4 |

HIGHLIGHTS:

- The Bucks notch their seventh consecutive 50-win season, but the streak of seven straight division championships is snapped by Atlanta.
- The Bucks play .500+ basketball in every month extending it's streak to an incredible 50 months of .500 basketball.
- Milwaukee finishes a perfect 24-0 when holding opponents under the century mark.
- Jack Sikma, acquired in a pre-season trade with Seattle, averages 12.7 ppg and 10.0 rpg.
- Team sets an all-time attendance mark averaging 11,000 fans in 41 dates, including 36 sellouts - only 2,145 seats went unsold for the season.
- The Bucks send Julius Erving into retirement with a Game Five win in the first round vs. Philadelphia.
- After the season, Don Nelson resigns and, on June 4, is replaced by Del Harris.

PLAYOFF RECORD:

- Beat Philadelphia, First Round, 3-2
- Lost to Boston, Conference Semifinals, 3-4

HONORS:

- Ricky Pierce - NBA Sixth Man Award

1986-87 MILWAUKEE BUCKS

REGULAR SEASON DAY-BY-DAY

| Gm | Date | Opponent | W-L | Score | Record | Bucks High Scorer | Opp. High Scorer | Atten. |
|----|-------|-----------------|-----|----------------|--------|---------------------|-------------------------|---------|
| 1 | 10/31 | @ Detroit | W | 120-104 | 1-0 | Moncrief, 22 | Dantley, 33 | 20,541 |
| 2 | 11/1 | Boston | W | 111-105 | 2-0 | Cummings, 26 | McHale, 33 | 11,052* |
| 3 | 11/4 | @ Atlanta | L | 98-107 | 2-1 | Moncrief, 23 | Wittman, 28 | 10,762 |
| 4 | 11/5 | @ Philadelphia | L | 101-107 | 2-2 | Moncrief, 26 | Erving/McCormick, 18 | 14,712 |
| 5 | 11/7 | @ New Jersey | W | 115-94 | 3-2 | Pierce, 24 | Woodridge, 15 | 8,286 |
| 6 | 11/8 | Detroit | W | 103-89 | 4-2 | Moncrief, 21 | Thomas, 26 | 11,052* |
| 7 | 11/11 | Indiana | W | 102-94 | 5-2 | Pierce, 23 | Person, 18 | 10,765 |
| 8 | 11/12 | @ Boston | L | 116-124 | 5-3 | Pierce, 31 | McHale, 29 | 14,890 |
| 9 | 11/14 | New York | W | 106-103 | 6-3 | Cummings, 25 | Cartwright, 20 | 11,052* |
| 10 | 11/15 | @ Indiana | L | 103-104 | 6-4 | Cummings, 29 | Stipanovich, 25 | 16,255 |
| 11 | 11/18 | Golden State | W | 111-85 | 7-4 | Pierce, 26 | Teagle, 15 | 10,585 |
| 12 | 11/20 | @ Seattle | W | 116-105 | 8-4 | Cummings, 32 | Chambers, 35 | 8,790 |
| 13 | 11/22 | @ Sacramento | W | 107-99 | 9-4 | Cummings, 24 | Tyler, 23 | 10,333 |
| 14 | 11/23 | @ L.A. Lakers | L | 117-127 | 9-5 | Pierce, 22 | Johnson, 23 | 16,251 |
| 15 | 11/26 | Washington | W | 122-103 | 10-5 | Cummings, 30 | J. Malone, 23 | 11,052* |
| 16 | 11/28 | @ Detroit | L | 99-120 | 10-6 | Reynolds, 26 | Dantley, 25 | 25,603 |
| 17 | 11/29 | Denver | W | 131-99 | 11-6 | Cummings, 23 | English/Hanzlik, 14 | 11,052* |
| 18 | 12/2 | Indiana | W | 95-88 | 12-6 | Cummings, 30 | Stipanovich, 18 | 10,032 |
| 19 | 12/3 | @ Philadelphia | L | 110-115 (OT) | 12-7 | Cummings, 26 | McCormick, 22 | 11,127 |
| 20 | 12/5 | @ Washington | W | 91-87 | 13-7 | Pierce, 19 | J. Malone, 25 | 9,728 |
| 21 | 12/10 | L.A. Lakers | W | 116-93 | 14-7 | Pressey, 27 | Worthy, 24 | 11,052* |
| 22 | 12/12 | Chicago | L | 93-106 | 14-8 | Hodges, 23 | Jordan, 41 | 11,052* |
| 23 | 12/13 | @ Chicago | W | 113-90 | 15-8 | Pressey, 20 | Paxon, 16 | 17,335 |
| 24 | 12/16 | Philadelphia | W | 103-91 | 16-8 | Pierce, 24 | Barkley, 27 | 11,052* |
| 25 | 12/18 | Atlanta | W | 104-95 | 17-8 | Cummings, 32 | Rivers, 22 | 11,052* |
| 26 | 12/20 | Boston | W | 120-100 | 18-8 | Pierce, 29 | McHale, 26 | 11,052* |
| 27 | 12/23 | San Antonio | W | 110-108 | 19-8 | Cummings, 26 | Robertson, 25 | 11,052* |
| 28 | 12/27 | @ New York | L | 100-114 | 19-9 | Cummings, 17 | Cartwright, 26 | 12,726 |
| 29 | 12/29 | @ New Jersey | L | 117-122 | 19-10 | Moncrief/Pierce, 21 | Gminski, 27 | 10,050 |
| 30 | 12/30 | Detroit | L | 99-103 | 19-11 | Cummings, 24 | Dantley, 25 | 11,052* |
| 31 | 1/2 | @ Cleveland | W | 91-84 | 20-11 | Pierce, 26 | Harper, 24 | 9,043 |
| 32 | 1/3 | Cleveland | W | 104-95 | 21-11 | Pierce, 27 | Hubbard, 19 | 11,052* |
| 33 | 1/6 | New Jersey | W | 124-112 | 22-11 | Pierce, 27 | B. Williams, 18 | 10,968 |
| 34 | 1/7 | @ Boston | L | 92-119 | 22-12 | Reynolds, 15 | McHale, 27 | 14,890 |
| 35 | 1/9 | Washington | L | 92-100 | 22-13 | Cummings, 28 | Williams, 21 | 11,052* |
| 36 | 1/11 | Portland | L | 91-103 | 22-14 | Cummings, 23 | Vandeweghe, 32 | 11,052* |
| 37 | 1/13 | Sacramento | W | 113-89 | 23-14 | Cummings, 23 | Thompson, 19 | 10,765 |
| 38 | 1/15 | @ Atlanta | L | 91-130 | 23-15 | Pierce, 19 | Wilkins, 32 | 11,925 |
| 39 | 1/16 | Dallas | L | 122-124 (OT) | 23-16 | Cummings, 39 | Aguirre, 27 | 11,052* |
| 40 | 1/18 | Atlanta | W | 100-91 | 24-16 | Pierce, 20 | McGee, 24 | 11,052* |
| 41 | 1/20 | @ Chicago | L | 90-103 | 24-17 | Cummings, 27 | Jordan, 29 | 13,674 |
| 42 | 1/21 | @ Cleveland | W | 111-107 | 25-17 | Cummings/Pierce, 21 | Harper, 24 | 7,013 |
| 43 | 1/24 | @ Denver | L | 122-132 | 25-18 | Cummings, 28 | English, 46 | 16,107 |
| 44 | 1/26 | @ L.A. Clippers | W | 114-94 | 26-18 | Cummings, 31 | Woodson, 23 | 6,792 |
| 45 | 1/27 | @ Golden State | W | 119-115 | 27-18 | Pierce, 30 | Floyd, 31 | 12,215 |
| 46 | 1/29 | @ Houston | W | 99-93 | 28-18 | Cummings, 25 | Olajuwon, 29 | 16,016 |
| 47 | 1/30 | @ Dallas | L | 117-133 | 28-19 | Lucas, 21 | Aguirre/Harper, 28 | 17,007 |
| 48 | 2/1 | @ San Antonio | L | 116-120 | 28-20 | Cummings, 32 | Robertson, 28 | 7,301 |
| 49 | 2/3 | New York | L | 109-110 | 28-21 | Pierce/Sikma, 23 | Ewing, 30 | 11,052* |
| 50 | 2/5 | Chicago | W | 120-105 | 29-21 | Pierce, 32 | Jordan, 36 | 11,052* |
| 51 | 2/11 | @ New York | W | 127-104 | 30-21 | Sikma, 28 | Ewing, 27 | 10,869 |
| 52 | 2/12 | Seattle | W | 106-104 | 31-21 | Pierce, 30 | Chambers, 32 | 11,052* |
| 53 | 2/14 | Houston | W | 116-101 | 32-21 | Lucas, 29 | Olajuwon, 21 | 11,052* |
| 54 | 2/16 | New Jersey | W | 128-124 | 33-21 | Pierce, 23 | Gminski/B. Williams, 22 | 11,052* |
| 55 | 2/18 | @ Utah | W | 113-109 | 34-21 | Cummings, 35 | Malone, 26 | 12,212 |
| 56 | 2/21 | @ Phoenix | W | 115-107 | 35-21 | Lucas, 24 | Davis, 27 | 14,471 |
| 57 | 2/22 | @ Portland | L | 120-124 | 35-22 | Lucas/Moncrief, 19 | Drexler, 29 | 12,666 |
| 58 | 2/24 | Indiana | W | 120-114 (2 OT) | 36-22 | Cummings, 24 | Williams, 28 | 11,052* |
| 59 | 2/28 | @ Chicago | L | 104-107 | 36-23 | Cummings, 23 | Jordan, 37 | 18,122 |
| 60 | 3/4 | L.A. Clippers | W | 110-100 | 37-23 | Pierce, 18 | Woodson, 23 | 11,052* |
| 61 | 3/6 | Utah | L | 123-124 | 37-24 | Sikma, 20 | Malone, 34 | 11,052* |
| 62 | 3/7 | @ Indiana | W | 124-120 | 38-24 | Cummings, 26 | Long, 29 | 14,345 |
| 63 | 3/9 | Phoenix | W | 118-110 | 39-24 | Cummings, 28 | Davis, 28 | 11,052* |
| 64 | 3/11 | @ Washington | W | 115-107 | 40-24 | Moncrief, 25 | Catledge, 32 | 7,834 |
| 65 | 3/12 | @ New Jersey | L | 106-123 | 40-25 | Sikma, 19 | Gminski/B. Williams, 23 | 8,032 |
| 66 | 3/14 | Cleveland | W | 111-104 | 41-25 | Pierce, 23 | J. Williams, 27 | 11,052* |
| 67 | 3/17 | Boston | W | 123-115 | 42-25 | Lucas, 26 | McHale, 31 | 11,052* |
| 68 | 3/18 | @ Boston | L | 102-120 | 42-26 | Cummings, 24 | Bird, 30 | 14,890 |
| 69 | 3/20 | @ Atlanta | L | 97-114 | 42-27 | Lucas/Pierce, 17 | Wilkins, 41 | 15,964 |
| 70 | 3/21 | Philadelphia | L | 102-105 | 42-28 | Cummings, 28 | Barkley, 32 | 11,052* |
| 71 | 3/24 | New York | W | 135-96 | 43-28 | Hodges, 27 | Tucker, 19 | 11,052* |
| 72 | 3/25 | @ Indiana | L | 108-125 | 43-29 | Cummings, 21 | Stipanovich/Tisdale, 24 | 10,015 |
| 73 | 3/27 | @ Cleveland | L | 113-116 | 43-30 | Cummings, 29 | Harper, 31 | 9,945 |
| 74 | 4/1 | Atlanta | W | 104-92 | 44-30 | Pierce, 22 | Wilkins, 20 | 11,052* |
| 75 | 4/4 | New Jersey | W | 112-102 | 45-30 | Cummings/Lucas, 24 | B. Williams, 18 | 11,052* |
| 76 | 4/5 | @ Detroit | L | 107-125 | 45-31 | Pierce, 28 | Salley, 28 | 37,712 |
| 77 | 4/7 | @ Washington | W | 95-94 | 46-31 | Lucas, 26 | J. Malone, 24 | 7,866 |
| 78 | 4/10 | @ New York | W | 132-93 | 47-31 | Pierce, 24 | Tucker, 17 | 15,852 |
| 79 | 4/11 | Cleveland | W | 121-93 | 48-31 | Cummings, 21 | Corbin, 14 | 11,052* |
| 80 | 4/13 | Chicago | L | 107-114 | 48-32 | Cummings, 24 | Jordan, 50 | 11,052* |
| 81 | 4/15 | Philadelphia | W | 128-95 | 49-32 | Lucas, 25 | Erving, 26 | 11,052* |
| 82 | 4/18 | Detroit | W | 124-110 | 50-32 | Moncrief, 19 | Dantley/Laimbeer, 17 | 11,052* |

* denotes sellout

GENERAL
INFO

FRONT
OFFICE

PLAYERS

2011-12
SEASON

STATS &
RECORDS

HISTORY

NBA

OPPONENTS

MEDIA

1987-88 MILWAUKEE BUCKS



BACK ROW: Paul Pressey, Terry Cummings, John Stroeder, Paul Mokeski, Randy Breuer, Jack Sikma, Larry Krystkowiak, Jerry Reynolds.
FRONT ROW: Head Coach Del Harris, Assistant Coach Mack Calvin, Assistant Coach Mike Dunleavy, John Lucas, Sidney Moncrief, Ricky Pierce, Jay Humphries, Trainer Jeff Snedeker, Assistant Coach Frank Hamblen.

REGULAR SEASON (42-40) - 4TH, CENTRAL DIVISION - PLAYOFFS (2-3)

| PLAYER | G-GS | MIN | FG-FGA | PCT | 3FG-FA | PCT | FT-FTA | PCT | OR | DR | TR | AST | PF-DQ | STL | BLK | PTS | AVG |
|-----------------|-----------|--------------|------------------|-------------|----------------|-------------|------------------|-------------|-------------|-------------|-------------|-------------|----------------|------------|------------|-------------|--------------|
| Cummings | 76-76 | 2629 | 675-1392 | .485 | 1-3 | .333 | 270-406 | .665 | 184 | 369 | 553 | 181 | 274-6 | 78 | 46 | 1621 | 21.3 |
| Sikma | 82-82 | 2923 | 514-1058 | .486 | 3-14 | .214 | 321-348 | .922 | 195 | 514 | 709 | 279 | 316-11 | 93 | 80 | 1352 | 16.5 |
| Pierce | 37-0 | 965 | 248-486 | .510 | 3-14 | .214 | 107-122 | .877 | 30 | 53 | 83 | 73 | 94-0 | 21 | 7 | 606 | 16.4 |
| Pressey | 75-75 | 2484 | 345-702 | .491 | 8-39 | .205 | 285-357 | .798 | 130 | 245 | 375 | 523 | 233-6 | 112 | 34 | 983 | 13.1 |
| Breuer | 81-73 | 2258 | 390-788 | .495 | 0-0 | — | 188-286 | .657 | 191 | 360 | 551 | 103 | 198-3 | 46 | 107 | 968 | 12.0 |
| Moncrief | 56-51 | 1428 | 217-444 | .489 | 5-31 | .161 | 164-196 | .837 | 58 | 122 | 180 | 204 | 109-0 | 41 | 12 | 603 | 10.8 |
| Humphries (TOT) | 68-33 | 1809 | 284-538 | .528 | 3-18 | .167 | 112-153 | .732 | 49 | 125 | 174 | 395 | 177-1 | 81 | 5 | 683 | 10.0 |
| Humphries (MIL) | 18-0 | 252 | 20-54 | .370 | 0-2 | .000 | 9-14 | .643 | 5 | 18 | 23 | 41 | 23-0 | 20 | 1 | 49 | 2.7 |
| Hodges | 43-0 | 983 | 155-345 | .449 | 55-118 | .466 | 32-39 | .821 | 12 | 34 | 46 | 109 | 80-1 | 30 | 0 | 397 | 9.2 |
| Lucas | 81-22 | 1766 | 281-631 | .445 | 51-151 | .338 | 130-162 | .802 | 29 | 130 | 159 | 392 | 102-1 | 88 | 3 | 743 | 9.2 |
| Reynolds | 62-21 | 1161 | 188-419 | .449 | 3-7 | .429 | 119-154 | .773 | 70 | 90 | 160 | 104 | 97-0 | 74 | 32 | 498 | 8.0 |
| Krystkowiak | 50-7 | 1050 | 128-266 | .481 | 0-3 | .000 | 103-127 | .811 | 88 | 143 | 231 | 50 | 137-0 | 18 | 8 | 359 | 7.2 |
| Mokeski | 60-0 | 848 | 100-210 | .476 | 0-4 | .000 | 51-72 | .708 | 70 | 151 | 221 | 22 | 194-5 | 27 | 29 | 251 | 4.2 |
| Hoppen | 3-0 | 35 | 4-11 | .364 | 0-0 | — | 3-3 | 1.000 | 4 | 3 | 7 | 2 | 3-0 | 0 | 0 | 11 | 3.7 |
| Mannion | 35-1 | 477 | 48-118 | .407 | 2-12 | .167 | 25-37 | .676 | 17 | 34 | 51 | 55 | 53-0 | 13 | 7 | 123 | 3.5 |
| Davis | 5-0 | 39 | 6-18 | .333 | 0-2 | .000 | 0-0 | — | 1 | 2 | 3 | 3 | 4-0 | 2 | 1 | 12 | 2.4 |
| Moore (TOT) | 10-0 | 50 | 9-27 | .333 | 0-0 | — | 6-8 | .750 | 6 | 8 | 14 | 6 | 6-0 | 2 | 1 | 24 | 2.4 |
| Moore (MIL) | 3-0 | 16 | 2-3 | .667 | 0-0 | — | 0-2 | .000 | 1 | 1 | 2 | 1 | 2-0 | 0 | 0 | 4 | 1.3 |
| Henry | 14-2 | 145 | 13-41 | .317 | 2-6 | .333 | 4-7 | .571 | 5 | 14 | 19 | 29 | 11-0 | 4 | 1 | 32 | 2.3 |
| Stroeder | 41-0 | 271 | 29-79 | .367 | 0-2 | .000 | 20-30 | .667 | 24 | 47 | 71 | 20 | 48-0 | 3 | 12 | 78 | 1.9 |
| Winslow | 7-0 | 45 | 3-13 | .231 | 0-1 | .000 | 1-2 | .500 | 3 | 4 | 7 | 2 | 9-0 | 1 | 0 | 7 | 1.0 |
| Bradley | 2-0 | 5 | 0-1 | .000 | 0-1 | .000 | 0-0 | — | 0 | 1 | 1 | 1 | 2-0 | 0 | 0 | 0 | 0.0 |
| BUCKS | 82 | 19780 | 3366-7079 | .475 | 133-410 | .324 | 1832-2364 | .775 | 1117 | 2335 | 3452 | 2194 | 1989-33 | 671 | 380 | 8697 | 106.1 |

HIGHLIGHTS:

- Prior to the season, the Bucks host the inaugural McDonald's Basketball Open, which also featured the Soviet National Basketball team and the reigning European champions, Tracer Milan of Italy.
- Milwaukee records its ninth straight winning season and 15th in the storied 20-year history.
- The Bucks finish the season with an awesome 992-648 (.605%) all-time record, bettered only by the Boston Celtics.
- The 1987-88 season saw the curtain close on an incredibly successful run in the Arena, as the Bucks prepared to move into the Bradley Center.
- On December 4, the Bucks snap Kareem Abdul-Jabbar's string of 787 double figure scoring games. Ironically, the last time Kareem failed to score in double digits was the first game of the 1977 season, also on the MECCA floor.
- Jack Sikma becomes the tallest man in NBA history to win the NBA free throw title by shooting 92.2% from the line.
- The Bucks string of 52 consecutive months of .500 or better basketball ends after a 6-9 record in January.
- Paul Pressey becomes the club's all-time leader in assists, topping Brian Winters on March 16, 1988.
- Junior Bridgeman was honored on January 17, 1988, by having his uniform (#2) retired.
- In the final season at the Arena, the Bucks draw 452,057 fans to the Milwaukee Arena, including 38 of 41 sellouts.
- Milwaukee qualified for the playoffs for the ninth consecutive season and 16th time in 20 years.

PLAYOFF RECORD:

- Lost to Atlanta, First Round, 2-3

HONORS:

- None

1987-88 MILWAUKEE BUCKS

REGULAR SEASON DAY-BY-DAY

| Gm | Date | Opponent | W-L | Score | Record | Bucks High Scorer | Opp. High Scorer | Atten. |
|----|-------|-----------------|-----|--------------|--------|----------------------|------------------------|---------|
| 1 | 11/6 | @ Boston | L | 108-125 | 0-1 | Cummings, 26 | Bird, 28 | 14,890 |
| 2 | 11/7 | Detroit | W | 119-105 | 1-1 | Sikma, 26 | Dumars/Dantley, 20 | 11,052* |
| 3 | 11/10 | Washington | W | 115-100 | 2-1 | Pressey, 24 | J. Malone, 18 | 10,586 |
| 4 | 11/11 | @ Cleveland | W | 109-101 | 3-1 | Sikma, 26 | Daugherty, 24 | 12,145 |
| 5 | 11/14 | @ New York | L | 89-93 | 3-2 | Cummings, 28 | Ewing, 27 | 12,965 |
| 6 | 11/15 | Atlanta | W | 112-103 | 4-2 | Cummings, 28 | Willis, 21 | 11,052* |
| 7 | 11/17 | Golden State | W | 120-108 | 5-2 | Cummings, 33 | Mullin, 21 | 10,716 |
| 8 | 11/19 | @ Sacramento | W | 117-113 (OT) | 6-2 | Cummings, 34 | Thorpe, 33 | 10,333 |
| 9 | 11/20 | @ Seattle | L | 97-99 | 6-3 | Sikma, 23 | McDaniel, 30 | 14,601 |
| 10 | 11/22 | @ L.A. Lakers | W | 124-116 (OT) | 7-3 | Reynolds, 24 | Johnson, 26 | 17,505 |
| 11 | 11/25 | Chicago | L | 101-103 | 7-4 | Pressey, 18 | Jordan, 33 | 11,052* |
| 12 | 11/28 | Boston | W | 112-97 | 8-4 | Pressey, 21 | Bird, 28 | 11,052* |
| 13 | 11/30 | Indiana | W | 104-94 | 9-4 | Sikma, 21 | Fleming, 20 | 10,779 |
| 14 | 12/2 | @ Detroit | L | 105-115 | 9-5 | Breuer, 33 | Dantley, 25 | 18,780 |
| 15 | 12/4 | L.A. Lakers | W | 85-83 | 10-5 | Hodges, 22 | Johnson, 22 | 11,052* |
| 16 | 12/8 | @ Indiana | L | 101-103 | 10-6 | Breuer, 28 | Stipanovich, 24 | 8,535 |
| 17 | 12/10 | @ Chicago | L | 105-111 | 10-7 | Cummings, 27 | Jordan, 32 | 17,820 |
| 18 | 12/11 | Portland | W | 125-112 | 11-7 | Sikma, 35 | S. Johnson, 25 | 11,052* |
| 19 | 12/13 | Dallas | L | 99-113 | 11-8 | Cummings/Sikma, 19 | Perkins, 21 | 11,052* |
| 20 | 12/15 | @ New York | W | 103-98 | 12-8 | Pressey, 25 | Jackson, 22 | 9,016 |
| 21 | 12/18 | Atlanta | L | 87-94 | 12-9 | Breuer/Hodges, 19 | Wilkins, 23 | 11,052* |
| 22 | 12/22 | New York | W | 122-105 | 13-9 | Lucas, 25 | Ewing/Cartwright, 16 | 11,052* |
| 23 | 12/26 | Washington | W | 102-97 | 14-9 | Sikma, 25 | King, 24 | 11,052* |
| 24 | 12/29 | @ New Jersey | W | 106-88 | 15-9 | Cummings, 21 | Hopson, 22 | 9,035 |
| 25 | 12/30 | Houston | L | 93-102 | 15-10 | Cummings, 17 | Olajuwon, 28 | 11,052* |
| 26 | 1/2 | Indiana | L | 97-99 | 15-11 | Cummings/Pressey, 16 | Person, 22 | 11,052* |
| 27 | 1/5 | L.A. Clippers | W | 98-82 | 16-11 | Cummings, 20 | Woodson, 19 | 11,052* |
| 28 | 1/7 | @ Indiana | L | 108-114 | 16-12 | Cummings, 32 | Stipanovich, 25 | 10,263 |
| 29 | 1/8 | Utah | L | 107-111 | 16-13 | Sikma, 24 | Malone, 29 | 11,052* |
| 30 | 1/10 | New Jersey | W | 105-87 | 17-13 | Moncrief, 17 | Williams, 24 | 11,052* |
| 31 | 1/12 | Philadelphia | W | 106-103 | 18-13 | Sikma, 22 | Barkley, 25 | 11,052* |
| 32 | 1/14 | @ Washington | L | 107-136 | 18-14 | Sikma, 23 | M. Malone, 36 | 8,316 |
| 33 | 1/17 | Cleveland | W | 111-93 | 19-14 | Cummings, 25 | Daugherty, 19 | 11,052* |
| 34 | 1/19 | @ San Antonio | L | 104-110 | 19-15 | Cummings, 24 | Brickowski, 26 | 6,133 |
| 35 | 1/21 | @ Houston | L | 103-116 | 19-16 | Breuer, 25 | Olajuwon, 28 | 16,611 |
| 36 | 1/23 | @ Dallas | L | 97-113 | 19-17 | Pressey, 22 | Aguirre, 35 | 17,007 |
| 37 | 1/25 | @ Golden State | W | 108-105 | 20-17 | Cummings, 25 | Whitehead, 19 | 11,452 |
| 38 | 1/26 | @ Portland | L | 106-112 | 20-18 | Moncrief, 28 | Drexler/Kersey, 25 | 12,666 |
| 39 | 1/28 | @ Denver | L | 113-122 | 20-19 | Pressey, 22 | English, 24 | 13,911 |
| 40 | 1/29 | @ L.A. Clippers | W | 97-88 | 21-19 | Pressey, 20 | Dailey, 21 | 9,239 |
| 41 | 2/2 | Detroit | W | 97-99 | 21-20 | Cummings, 30 | Mahorn, 28 | 11,052* |
| 42 | 2/4 | Boston | W | 111-101 | 22-20 | Cummings, 30 | McHale, 25 | 11,052* |
| 43 | 2/9 | Cleveland | W | 112-104 | 23-20 | Cummings, 29 | Daugherty, 19 | 11,052* |
| 44 | 2/11 | @ Philadelphia | L | 103-119 (OT) | 23-21 | Cummings/Pierce, 23 | Barkley, 46 | 11,483 |
| 45 | 2/12 | Chicago | L | 93-95 | 23-22 | Cummings, 23 | Jordan, 27 | 11,052* |
| 46 | 2/15 | @ Washington | W | 114-110 | 24-22 | Sikma, 27 | J. Williams, 28 | 9,564 |
| 47 | 2/17 | Seattle | W | 115-93 | 25-22 | Cummings, 20 | Ellis, 26 | 11,052* |
| 48 | 2/19 | Detroit | W | 119-108 | 26-22 | Cummings, 36 | Thomas, 32 | 11,052* |
| 49 | 2/21 | Philadelphia | W | 120-115 (OT) | 27-22 | Cummings, 36 | Barkley, 29 | 11,052* |
| 50 | 2/23 | @ New York | L | 87-89 | 27-23 | Cummings, 21 | Walker, 21 | 11,044 |
| 51 | 2/24 | @ Indiana | W | 97-94 | 28-23 | Sikma, 27 | Fleming, 20 | 8,364 |
| 52 | 2/26 | @ Boston | L | 96-132 | 28-24 | Lucas, 19 | Bird, 32 | 14,890 |
| 53 | 2/27 | @ Chicago | W | 94-91 | 29-24 | Cummings, 27 | Jordan, 38 | 18,243 |
| 54 | 3/1 | Boston | W | 117-116 | 30-24 | Moncrief/Sikma, 20 | Bird, 31 | 11,052* |
| 55 | 3/5 | @ Atlanta | W | 104-101 | 31-24 | Moncrief, 29 | Wilkins, 24 | 16,451 |
| 56 | 3/6 | @ Detroit | L | 99-109 | 31-25 | Pierce, 21 | Laimbeer, 22 | 24,751 |
| 57 | 3/8 | San Antonio | W | 119-101 | 32-25 | Cummings, 27 | Robertson, 23 | 11,052* |
| 58 | 3/9 | @ Cleveland | L | 91-117 | 32-26 | Cummings, 22 | Harper, 23 | 11,641 |
| 59 | 3/11 | Denver | W | 132-93 | 33-26 | Reynolds, 24 | Rasmussen, 21 | 11,052* |
| 60 | 3/13 | Phoenix | W | 117-107 | 34-26 | Cummings, 27 | Gilliam/K. Johnson, 18 | 11,052* |
| 61 | 3/15 | Sacramento | W | 108-97 | 35-26 | Breuer/Pressey, 17 | D. Smith, 26 | 11,052* |
| 62 | 3/16 | @ New Jersey | L | 79-83 | 35-27 | Lucas, 21 | B. Williams, 30 | 9,657 |
| 63 | 3/19 | Cleveland | W | 101-100 | 36-27 | Pierce, 29 | Price, 24 | 11,052 |
| 64 | 3/21 | @ Atlanta | L | 105-115 | 36-28 | Cummings, 26 | Wilkins, 35 | 13,702 |
| 65 | 3/22 | Atlanta | W | 111-98 | 37-28 | Breuer, 27 | Wilkins, 25 | 11,052* |
| 66 | 3/24 | @ Phoenix | L | 114-119 | 37-29 | Cummings, 22 | Davis, 24 | 11,271 |
| 67 | 3/26 | @ Utah | W | 107-105 | 38-29 | Cummings, 24 | K. Malone, 33 | 12,444 |
| 68 | 3/30 | @ Philadelphia | L | 109-134 | 38-30 | Cummings/Pressey, 18 | Barkley, 33 | 10,895 |
| 69 | 3/31 | New York | L | 103-113 | 38-31 | Pierce, 24 | Wilkins, 20 | 11,052* |
| 70 | 4/2 | New Jersey | W | 125-111 | 39-31 | Cummings, 34 | McCormick, 27 | 11,052* |
| 71 | 4/5 | @ Atlanta | L | 110-121 | 39-32 | Pierce, 21 | Wilkins, 39 | 15,442 |
| 72 | 4/6 | Chicago | L | 110-119 | 39-33 | Pierce, 19 | Jordan, 37 | 11,052* |
| 73 | 4/8 | @ Cleveland | L | 85-104 | 39-34 | Reynolds, 16 | Daugherty, 22 | 16,475 |
| 74 | 4/9 | Indiana | W | 105-100 | 40-34 | Cummings, 24 | Tisdale, 29 | 11,052* |
| 75 | 4/11 | Philadelphia | L | 102-115 | 40-35 | Pierce, 20 | Barkley, 31 | 11,052* |
| 76 | 4/13 | @ Boston | L | 104-123 | 40-36 | Cummings, 21 | Bird, 26 | 14,890 |
| 77 | 4/15 | @ Detroit | L | 91-92 | 40-37 | Sikma, 28 | Rodman, 18 | 27,126 |
| 78 | 4/17 | @ Chicago | L | 97-105 | 40-38 | Cummings, 27 | Jordan, 44 | 18,551 |
| 79 | 4/19 | @ Philadelphia | L | 102-115 | 40-39 | Pierce, 25 | Barkley, 28 | 18,168 |
| 80 | 4/20 | Washington | W | 132-94 | 41-39 | Cummings, 26 | Alarie/King, 14 | 11,052* |
| 81 | 4/22 | New York | W | 118-109 | 42-39 | Krystowiak, 23 | Ewing, 25 | 11,052* |
| 82 | 4/23 | @ New Jersey | L | 105-118 | 42-40 | Cummings/Sikma, 24 | Hinson, 25 | 13,375 |

* denotes sellout

GENERAL
INFO

FRONT
OFFICE

PLAYERS

2011-12
SEASON

STATS &
RECORDS

HISTORY

NBA

OPPONENTS

MEDIA

1988-89 MILWAUKEE BUCKS



BACK ROW: Fred Roberts, Tito Horford, Jack Sikma, Randy Breuer, Paul Mokeski, Larry Krystkowiak, Terry Cummings. **MIDDLE ROW:** Sidney Moncrief, Jay Humphries, Paul Pressey, Mark Davis, Tony Brown, Jeff Grayer, Ricky Pierce, Rickey Green. **FRONT ROW:** Trainer Jeff Snedeker, Assistant Coach Frank Hamblen, Head Coach Del Harris, Assistant Coach Mike Dunleavy, Assistant Coach Mack Calvin.

REGULAR SEASON (49-33) - 4TH, CENTRAL DIVISION - PLAYOFFS (3-6)

| PLAYER | G-GS | MIN | FG-FGA | PCT | 3FG-FA | PCT | FT-FTA | PCT | OR | DR | TR | AST | PF-DQ | STL | BLK | PTS | AVG |
|--------------|-----------|--------------|------------------|-------------|----------------|-------------|------------------|-------------|-------------|-------------|-------------|-------------|----------------|------------|------------|-------------|--------------|
| Cummings | 80-78 | 2824 | 730-1563 | .467 | 7-15 | .467 | 362-460 | .787 | 281 | 369 | 650 | 198 | 265-5 | 106 | 72 | 1829 | 22.9 |
| Pierce | 75-4 | 2078 | 527-1018 | .518 | 8-36 | .222 | 255-297 | .859 | 82 | 115 | 197 | 156 | 193-1 | 77 | 19 | 1317 | 17.6 |
| Sikma | 80-80 | 2587 | 360-835 | .431 | 82-216 | .380 | 266-294 | .905 | 141 | 482 | 623 | 289 | 300-6 | 85 | 61 | 1068 | 13.4 |
| Krystkowiak | 80-77 | 2472 | 362-766 | .473 | 4-12 | .333 | 289-351 | .823 | 198 | 412 | 610 | 107 | 219-9 | 93 | 9 | 1017 | 12.7 |
| Pressey | 67-62 | 2170 | 307-648 | .474 | 12-55 | .218 | 187-241 | .776 | 73 | 189 | 262 | 439 | 221-2 | 119 | 44 | 813 | 12.1 |
| Moncrief | 62-50 | 1594 | 261-532 | .491 | 25-73 | .342 | 205-237 | .865 | 46 | 126 | 172 | 188 | 114-4 | 65 | 13 | 752 | 12.1 |
| Humphries | 73-50 | 2220 | 345-714 | .483 | 25-94 | .266 | 129-158 | .816 | 70 | 119 | 189 | 405 | 187-1 | 142 | 5 | 844 | 11.6 |
| Grayer | 11-2 | 200 | 32-73 | .438 | 0-2 | .000 | 17-20 | .850 | 14 | 21 | 35 | 22 | 15-0 | 10 | 1 | 81 | 7.4 |
| Roberts | 71-3 | 1251 | 155-319 | .486 | 3-14 | .214 | 104-129 | .806 | 68 | 141 | 209 | 66 | 126-0 | 36 | 23 | 417 | 5.9 |
| Green (TOT) | 63-2 | 871 | 129-264 | .489 | 3-11 | .273 | 30-33 | .909 | 11 | 58 | 69 | 187 | 35-0 | 40 | 2 | 291 | 4.6 |
| Green (MIL) | 30-0 | 501 | 72-132 | .545 | 2-6 | .333 | 17-19 | .895 | 7 | 39 | 46 | 105 | 19-0 | 22 | 2 | 163 | 5.4 |
| Breuer | 48-4 | 513 | 86-179 | .480 | 0-0 | — | 28-51 | .549 | 51 | 84 | 135 | 22 | 59-0 | 9 | 37 | 200 | 4.2 |
| Davis | 31-0 | 251 | 48-97 | .495 | 1-9 | .111 | 26-32 | .813 | 15 | 21 | 36 | 14 | 38-0 | 13 | 5 | 123 | 4.0 |
| Brown (TOT) | 43-0 | 365 | 50-118 | .424 | 4-16 | .250 | 24-31 | .774 | 22 | 22 | 44 | 26 | 42-0 | 15 | 4 | 128 | 3.0 |
| Brown (MIL) | 29-0 | 274 | 36-73 | .493 | 2-7 | .286 | 18-23 | .783 | 15 | 14 | 29 | 21 | 28-0 | 12 | 4 | 92 | 3.2 |
| Mokeski | 74-0 | 690 | 59-164 | .360 | 7-26 | .269 | 40-51 | .784 | 63 | 124 | 187 | 36 | 153-0 | 29 | 21 | 165 | 2.2 |
| Horford | 25-0 | 112 | 15-46 | .326 | 0-0 | — | 12-19 | .632 | 9 | 13 | 22 | 3 | 14-0 | 1 | 7 | 42 | 1.7 |
| Dunleavy | 2-0 | 5 | 1-2 | .500 | 1-2 | .500 | 0-0 | — | 0 | 0 | 0 | 0 | 0-0 | 0 | 0 | 3 | 1.5 |
| Turner | 4-0 | 13 | 3-6 | .500 | 0-0 | — | 0-0 | — | 0 | 3 | 3 | 0 | 2-0 | 2 | 0 | 6 | 1.5 |
| BUCKS | 82 | 19755 | 3399-7167 | .474 | 179-567 | .316 | 1955-2382 | .821 | 1133 | 2272 | 3405 | 2071 | 1953-16 | 821 | 323 | 8932 | 108.9 |

HIGHLIGHTS:

- Milwaukee becomes the top free throw shooting team in NBA history by shooting 82.073%, eclipsing the old standard of 82.054% set by Kansas City-Omaha in '74-75 (since broken).
- The Bucks post franchise win #1,000 on December 6, 1988, with a 109-84 win over Detroit.
- The Bucks top 30 wins at home for the ninth straight year (31-10).
- The Bucks are the only team to not lose an overtime game in '88-89 (2-0).
- Milwaukee qualifies for the playoffs for the 10th straight year and 17th time in 21 seasons.
- Fred Roberts subs for injured Terry Cummings and tallies a playoff career-high 33 points vs. Detroit.
- Paul Pressey did not play in the playoffs due to a dislocated right shoulder sustained late in the regular season.

PLAYOFF RECORD:

- Beat Atlanta, First Round, 3-2
- Lost to Detroit, Conference Semifinals, 0-4

HONORS:

- Terry Cummings - NBA All-Star Team

1988-89 MILWAUKEE BUCKS

REGULAR SEASON DAY-BY-DAY

| Gm | Date | Opponent | W-L | Score | Record | Bucks High Scorer | Opp. High Scorer | Atten. |
|----|-------|----------------------|-----|--------------|--------|----------------------|-----------------------|---------|
| 1 | 11/4 | @ Indiana | W | 117-103 | 1-0 | Pierce, 28 | Person, 23 | 11,153 |
| 2 | 11/5 | Atlanta | L | 94-107 | 1-1 | Cummings, 19 | M.Malone, 25 | 18,649* |
| 3 | 11/9 | Philadelphia | W | 114-103 | 2-1 | Cummings, 31 | Robinson, 26 | 14,192 |
| 4 | 11/12 | Boston | W | 108-100 | 3-1 | Cummings, 27 | Parish, 23 | 18,673* |
| 5 | 11/17 | New Jersey | L | 96-105 | 3-2 | Pierce, 28 | Hinson, 23 | 15,419 |
| 6 | 11/19 | @ Cleveland | L | 99-106 | 3-3 | Cummings, 30 | Daugherty, 31 | 17,287 |
| 7 | 11/22 | @ Indiana | L | 91-105 | 3-4 | Cummings, 19 | Fleming, 20 | 8,538 |
| 8 | 11/23 | Washington | W | 124-102 | 4-4 | Cummings, 31 | J.Williams, 18 | 15,102 |
| 9 | 11/25 | @ Boston | L | 96-115 | 4-5 | Breuer, 20 | McHale, 27 | 14,890 |
| 10 | 11/26 | Miami | W | 103-93 | 5-5 | Grayer, 18 | Taylor, 21 | 18,573 |
| 11 | 11/29 | Portland | W | 119-114 | 6-5 | Cummings, 29 | Kersey, 30 | 13,918 |
| 12 | 12/1 | Cleveland | L | 96-99 | 6-6 | Sikma, 22 | Harper, 28 | 14,215 |
| 13 | 12/2 | @ New Jersey | W | 103-92 | 7-6 | Cummings, 32 | Hinson, 31 | 9,225 |
| 14 | 12/6 | Detroit | W | 109-84 | 8-6 | Pierce, 24 | Dantley, 17 | 15,619 |
| 15 | 12/8 | @ New York | L | 109-113 | 8-7 | Cummings, 26 | Newman, 20 | 14,356 |
| 16 | 12/9 | @ Chicago | L | 100-118 | 8-8 | Cummings, 28 | Jordan, 35 | 17,592 |
| 17 | 12/11 | L.A. Lakers | W | 95-94 | 9-8 | Moncrief, 23 | Worthy, 21 | 18,633* |
| 18 | 12/13 | @ Philadelphia | W | 109-91 | 10-8 | Sikma, 26 | Barkley, 21 | 10,103 |
| 19 | 12/14 | @ Detroit | W | 119-110 | 11-8 | Humphries, 21 | Dantley, 22 | 21,454 |
| 20 | 12/16 | @ Atlanta | L | 112-115 | 11-9 | Cummings, 32 | Wilkins, 30 | 14,379 |
| 21 | 12/17 | Chicago | L | 93-112 | 11-10 | Cummings, 21 | Jordan, 36 | 18,633* |
| 22 | 12/20 | Charlotte | W | 125-115 | 12-10 | Cummings, 37 | Tripucka, 21 | 15,075 |
| 23 | 12/21 | @ Charlotte | W | 112-100 | 13-10 | Cummings, 32 | Tripucka, 30 | 23,010 |
| 24 | 12/23 | Dallas | W | 113-101 | 14-10 | Cummings, 30 | Blackman, 21 | 18,633* |
| 25 | 12/27 | Indiana | W | 120-107 | 15-10 | Cummings, 29 | Person, 32 | 18,633* |
| 26 | 12/30 | Atlanta | L | 113-117 | 15-11 | Sikma, 30 | Wilkins, 29 | 18,633* |
| 27 | 1/4 | L.A. Clippers | W | 110-102 | 16-11 | Cummings, 27 | Norman, 24 | 15,827 |
| 28 | 1/6 | @ Washington (Balt.) | W | 128-121 | 17-11 | Cummings/Pierce, 29 | J.Malone, 38 | 6,429 |
| 29 | 1/7 | Utah | W | 107-89 | 18-11 | Cummings, 24 | K.Malone, 24 | 18,633* |
| 30 | 1/11 | Denver | W | 123-106 | 19-11 | Krystkowiak, 27 | Lever, 27 | 15,702 |
| 31 | 1/13 | @ Miami | W | 107-101 | 20-11 | Pierce, 23 | Sundvold, 19 | 15,008 |
| 32 | 1/15 | Detroit | W | 120-112 | 21-11 | Cummings, 26 | Thomas, 25 | 18,633* |
| 33 | 1/17 | @ Atlanta | L | 98-111 | 21-12 | Cummings/Pierce, 22 | Levingston, 23 | 15,387 |
| 34 | 1/18 | Charlotte | W | 118-106 | 22-12 | Cummings, 26 | Reid/Tripucka, 20 | 16,145 |
| 35 | 1/20 | @ Utah | L | 96-98 | 22-13 | Pierce/Sikma, 22 | K.Malone, 39 | 12,444 |
| 36 | 1/21 | @ Denver | W | 116-107 | 23-13 | Pierce, 21 | English, 33 | 17,022 |
| 37 | 1/24 | @ Sacramento | W | 114-110 | 24-13 | Cummings, 31 | K.Smith, 19 | 16,517 |
| 38 | 1/26 | @ Portland | W | 127-109 | 25-13 | Krystkowiak, 31 | Kersey, 25 | 12,848 |
| 39 | 1/28 | @ L.A. Clippers | W | 105-84 | 26-13 | Humphries, 24 | Dailey, 28 | 12,476 |
| 40 | 1/29 | @ Seattle | L | 106-112 | 26-14 | Pressey, 24 | McKey, 23 | 20,009 |
| 41 | 1/31 | Sacramento | W | 117-104 | 27-14 | Humphries, 23 | Pinkney, 21 | 15,021 |
| 42 | 2/3 | @ Indiana | W | 109-91 | 28-14 | Pierce, 29 | Miller, 22 | 9,090 |
| 43 | 2/4 | @ Washington | W | 113-102 | 29-14 | Pierce, 21 | J.Malone, 23 | 9,532 |
| 44 | 2/7 | Cleveland | W | 115-106 | 30-14 | Cummings, 31 | Daugherty, 28 | 18,633* |
| 45 | 2/8 | @ Detroit | L | 96-107 | 30-15 | Cummings, 20 | Laimbeer, 22 | 21,454 |
| 46 | 2/14 | New Jersey | W | 132-91 | 31-15 | Cummings, 28 | Hinson/Morris, 16 | 15,874 |
| 47 | 2/16 | @ Chicago | L | 116-117 | 31-16 | Sikma, 26 | Jordan, 50 | 17,679 |
| 48 | 2/19 | Chicago | L | 106-108 | 31-17 | Cummings, 27 | Jordan, 50 | 18,633* |
| 49 | 2/21 | Indiana | W | 116-90 | 32-17 | Cummings, 27 | Person, 20 | 15,765 |
| 50 | 2/24 | @ Boston (Hart.) | L | 112-125 | 32-18 | Pierce, 22 | McHale, 26 | 15,239 |
| 51 | 2/25 | Houston | W | 121-105 | 33-18 | Pressey, 25 | Olajuwon, 26 | 18,633* |
| 52 | 2/27 | San Antonio | W | 105-96 | 34-18 | Cummings, 19 | Brickowski, 22 | 14,862 |
| 53 | 3/1 | New York | W | 121-111 | 35-18 | Cummings, 38 | Wilkins, 20 | 16,097 |
| 54 | 3/3 | @ Chicago | L | 96-102 | 35-19 | Cummings, 20 | Jordan, 28 | 18,244 |
| 55 | 3/5 | @ Cleveland | W | 103-98 | 36-19 | Cummings, 26 | Daugherty, 30 | 19,938 |
| 56 | 3/7 | Washington | W | 121-101 | 37-19 | Cummings, 26 | King, 18 | 16,242 |
| 57 | 3/10 | Seattle | W | 102-90 | 38-19 | Pierce, 20 | Schoene, 18 | 18,633* |
| 58 | 3/11 | Phoenix | W | 100-93 | 39-19 | Cummings, 33 | K.Johnson, 28 | 18,633* |
| 59 | 3/13 | @ Dallas | W | 111-95 | 40-19 | Cummings, 25 | Dantley, 18 | 17,007 |
| 60 | 3/15 | @ San Antonio | L | 108-110 | 40-20 | Pierce, 24 | W.Anderson, 25 | 8,778 |
| 61 | 3/16 | @ Houston | L | 104-120 | 40-21 | Cummings/Pressey, 21 | Olajuwon, 32 | 16,611 |
| 62 | 3/18 | Detroit | W | 117-100 | 41-21 | Cummings, 26 | Aguires/V.Johnson, 14 | 18,633* |
| 63 | 3/19 | @ New York | L | 104-128 | 41-22 | Cummings, 24 | Vandeweghe, 20 | 18,385 |
| 64 | 3/21 | Boston | W | 98-86 | 42-22 | Cummings, 21 | Lewis, 22 | 18,417 |
| 65 | 3/23 | @ Cleveland | L | 88-102 | 42-23 | Sikma, 21 | Harper, 21 | 19,512 |
| 66 | 3/25 | Cleveland | W | 113-105 (OT) | 43-23 | Pierce, 29 | Daugherty, 30 | 18,633* |
| 67 | 3/27 | Golden State | W | 121-109 | 44-23 | Krystkowiak, 26 | Mullin, 28 | 18,633* |
| 68 | 3/29 | Chicago | L | 102-106 | 44-24 | Cummings, 24 | Jordan, 32 | 18,633* |
| 69 | 3/31 | @ Phoenix | L | 104-122 | 44-25 | Cummings, 36 | Chambers, 34 | 14,471 |
| 70 | 4/2 | @ L.A. Lakers | L | 117-118 | 44-26 | Pierce, 29 | Scott, 32 | 17,505 |
| 71 | 4/4 | @ Golden State | W | 124-118 | 45-26 | Cummings, 32 | Richmond, 27 | 15,025 |
| 72 | 4/6 | New York | L | 99-112 | 45-27 | Cummings, 21 | Ewing/G.Wilkins, 21 | 16,212 |
| 73 | 4/8 | Philadelphia | W | 113-103 | 46-27 | Krystkowiak, 28 | Barkley, 24 | 18,633* |
| 74 | 4/9 | @ Detroit | L | 91-100 | 46-28 | Pierce, 26 | Aguires, 20 | 21,454 |
| 75 | 4/11 | New Jersey | W | 125-93 | 47-28 | Pierce, 19 | Morris, 25 | 15,489 |
| 76 | 4/12 | @ Washington | L | 107-111 | 47-29 | Cummings/Pierce, 24 | J.Malone, 24 | 7,731 |
| 77 | 4/15 | @ Atlanta | L | 100-125 | 47-30 | Moncrief/Sikma, 14 | Wilkins, 29 | 16,371 |
| 78 | 4/16 | @ New Jersey | W | 100-96 | 48-30 | Pierce, 22 | McGee, 26 | 12,082 |
| 79 | 4/18 | @ Philadelphia | L | 102-124 | 48-31 | Krystkowiak, 18 | Barkley, 34 | 13,359 |
| 80 | 4/19 | Atlanta | L | 92-100 | 48-32 | Cummings, 24 | Wilkins, 31 | 16,381 |
| 81 | 4/21 | @ Charlotte | W | 117-100 | 49-32 | Krystkowiak, 23 | Curry, 23 | 23,388 |
| 82 | 4/22 | Indiana | L | 110-117 | 49-33 | Pierce, 23 | Miller, 28 | 17,294 |

* denotes sellout

GENERAL
INFO

FRONT
OFFICE

PLAYERS

2011-12
SEASON

STATS &
RECORDS

HISTORY

NBA

OPPONENTS

MEDIA

1989-90 MILWAUKEE BUCKS



BACK ROW: Fred Roberts, Greg Anderson, Brad Lohaus, Tito Horford, Jack Sikma, Larry Krystkowiak, Ben Coleman, Frank Kornet.

MIDDLE ROW: Jay Humphries, Ricky Pierce, Jeff Grayer, Head Coach Del Harris, Tony Brown, Paul Pressey, Alvin Robertson.

FRONT ROW: Trainer Jeff Snedeker, Assistant Coach Frank Hamblen, Assistant Coach Mike Dunleavy, Assistant Coach Mack Calvin.

REGULAR SEASON (44-38) - 3RD, CENTRAL DIVISION - PLAYOFFS (1-3)

| PLAYER | G-GS | MIN | FG-FGA | PCT | 3FG-FA | PCT | FT-FTA | PCT | OR | DR | TR | AST | PF-DQ | STL | BLK | PTS | AVG |
|----------------|-----------|--------------|------------------|-------------|----------------|-------------|------------------|-------------|-------------|-------------|-------------|-------------|----------------|------------|------------|-------------|--------------|
| Pierce | 59-0 | 1709 | 503-987 | .510 | 46-133 | .346 | 307-366 | .839 | 64 | 103 | 167 | 133 | 158-2 | 50 | 7 | 1359 | 23.0 |
| Humphries | 81-81 | 2818 | 496-1005 | .494 | 21-70 | .300 | 224-285 | .786 | 80 | 189 | 269 | 472 | 253-2 | 156 | 11 | 1237 | 15.3 |
| Robertson | 81-81 | 2599 | 476-946 | .503 | 4-26 | .154 | 197-266 | .741 | 230 | 329 | 559 | 445 | 280-2 | 207 | 17 | 1153 | 14.2 |
| Sikma | 71-70 | 2250 | 344-827 | .416 | 68-199 | .342 | 230-260 | .885 | 109 | 383 | 492 | 229 | 244-5 | 76 | 48 | 986 | 13.9 |
| Pressey | 57-2 | 1400 | 239-506 | .472 | 6-43 | .140 | 144-190 | .758 | 59 | 113 | 172 | 244 | 149-3 | 71 | 23 | 628 | 11.0 |
| Roberts | 82-66 | 2235 | 330-666 | .495 | 2-11 | .182 | 195-249 | .783 | 107 | 204 | 311 | 147 | 210-5 | 56 | 25 | 857 | 10.5 |
| Lohaus (TOT) | 80-41 | 1943 | 305-663 | .460 | 47-137 | .343 | 75-103 | .728 | 98 | 300 | 398 | 168 | 211-3 | 58 | 88 | 732 | 9.2 |
| Lohaus (MIL) | 52-17 | 1353 | 211-461 | .458 | 46-121 | .380 | 54-77 | .701 | 77 | 211 | 288 | 106 | 145-2 | 44 | 66 | 522 | 10.0 |
| Anderson | 60-28 | 1291 | 219-432 | .507 | 0-0 | — | 91-170 | .535 | 112 | 261 | 373 | 24 | 176-3 | 32 | 54 | 529 | 8.8 |
| Grayer | 71-40 | 1427 | 224-487 | .460 | 1-8 | .125 | 99-152 | .651 | 94 | 123 | 217 | 107 | 125-0 | 48 | 10 | 548 | 7.7 |
| Krystkowiak | 16-7 | 381 | 43-118 | .364 | 0-2 | .000 | 26-33 | .788 | 16 | 60 | 76 | 25 | 41-0 | 10 | 2 | 112 | 7.0 |
| Breuer | 30-8 | 554 | 86-186 | .462 | 0-0 | — | 32-51 | .627 | 43 | 84 | 127 | 13 | 63-0 | 9 | 33 | 204 | 6.8 |
| Coleman | 22-0 | 305 | 46-97 | .474 | 0-1 | .000 | 34-41 | .829 | 31 | 56 | 87 | 12 | 54-0 | 7 | 7 | 126 | 5.7 |
| Brown | 61-10 | 635 | 88-206 | .427 | 5-20 | .250 | 38-56 | .679 | 39 | 33 | 72 | 41 | 79-0 | 32 | 4 | 219 | 3.6 |
| Sichting (TOT) | 35-8 | 496 | 50-125 | .400 | 3-12 | .250 | 18-22 | .818 | 3 | 16 | 19 | 94 | 40-0 | 16 | 2 | 121 | 3.5 |
| Sichting (MIL) | 1-0 | 27 | 0-6 | .000 | 0-0 | — | 3-4 | .750 | 0 | 0 | 0 | 2 | 1-0 | 0 | 0 | 3 | 3.0 |
| Dunleavy | 5-0 | 43 | 4-14 | .286 | 2-9 | .222 | 7-8 | .875 | 0 | 2 | 2 | 10 | 7-0 | 1 | 0 | 17 | 3.4 |
| Henderson | 11-0 | 129 | 11-26 | .423 | 3-7 | .429 | 2-2 | 1.000 | 3 | 9 | 12 | 13 | 14-0 | 8 | 0 | 27 | 2.5 |
| Kornet | 57-0 | 438 | 42-114 | .368 | 5-20 | .250 | 24-39 | .615 | 25 | 46 | 71 | 21 | 54-0 | 14 | 3 | 113 | 2.0 |
| Horford | 35-0 | 236 | 18-62 | .290 | 0-0 | — | 15-24 | .625 | 19 | 40 | 59 | 2 | 33-0 | 5 | 16 | 51 | 1.5 |
| BUCKS | 82 | 19830 | 3380-7146 | .473 | 209-670 | .312 | 1722-2273 | .758 | 1108 | 2246 | 3354 | 2046 | 2086-24 | 826 | 326 | 8691 | 106.0 |

HIGHLIGHTS:

- Milwaukee overcomes a record 235 missed player games due to injury to finish third in the Central Division at 44-38.
- The Bucks register their 11th consecutive winning season, a streak second only to the Lakers string of 14 in a row.
- On November 9, 1989, the Bucks battle Seattle in a five overtime marathon that etches its mark in NBA annals as the second-longest professional game on record (4:17). The Bucks capture a 155-154 victory over the Sonics.
- On November 16, 1989, the Bucks tie a league mark by scoring 50 points in the first period vs. Orlando.
- The Bucks top the league in steals (10.1 spg) while finishing second in forced turnovers (18.4 TO's per game).
- Ricky Pierce becomes the first reserve ever to lead the team in scoring (23.0 ppg).
- Alvin Robertson breaks the club record for steals in a season with 207.
- Milwaukee qualifies for post-season competition for the 11th straight year and 18th time in 22 seasons.

PLAYOFF RECORD:

- Lost to Chicago, First round, 1-3

HONORS:

- Ricky Pierce - NBA Sixth Man Award

1989-90 MILWAUKEE BUCKS

REGULAR SEASON DAY-BY-DAY

| Gm | Date | Opponent | W-L | Score | Record | Bucks High Scorer | Opp. High Scorer | Atten. |
|----|-------|------------------|-----|---------------|--------|----------------------|--------------------|---------|
| 1 | 11/3 | @ Boston | L | 114-127 | 0-1 | Pierce, 35 | Bird, 32 | 14,890 |
| 2 | 11/4 | @ Philadelphia | W | 102-96 | 1-1 | Pressey, 21 | Barkley, 27 | 13,893 |
| 3 | 11/7 | Boston | W | 106-100 | 2-1 | Roberts, 26 | Bird/McHale, 18 | 15,079 |
| 4 | 11/9 | Seattle | W | 155-154 (5OT) | 3-1 | Pierce, 36 | Ellis, 53 | 14,012 |
| 5 | 11/11 | Philadelphia | L | 96-104 | 3-2 | Pierce, 21 | Barkley, 23 | 17,465 |
| 6 | 11/14 | San Antonio | W | 108-97 | 4-2 | Sikma, 29 | Anderson, 22 | 14,120 |
| 7 | 11/16 | Orlando | W | 132-113 | 5-2 | Pierce, 28 | Theus, 33 | 13,298 |
| 8 | 11/17 | @ Detroit | L | 79-106 | 5-3 | Pierce/Sikma, 16 | Dumars, 22 | 21,454 |
| 9 | 11/21 | @ Washington | L | 91-97 | 5-4 | Roberts, 26 | J.Malone, 20 | 11,721 |
| 10 | 11/22 | Atlanta | W | 118-110 | 6-4 | Pierce, 20 | M.Malone, 21 | 15,124 |
| 11 | 11/25 | @ New York | L | 108-125 | 6-5 | Humphries, 17 | G.Wilkins, 23 | 18,212 |
| 12 | 11/27 | Indiana | L | 97-101 | 6-6 | Pierce, 22 | Smits, 25 | 13,226 |
| 13 | 11/29 | @ L.A. Clippers | W | 117-103 | 7-6 | Pierce, 26 | Manning/Norman, 21 | 12,306 |
| 14 | 11/30 | @ Denver | L | 102-103 | 7-7 | Humphries, 25 | Davis, 24 | 8,727 |
| 15 | 12/2 | @ Golden State | L | 98-101 | 7-8 | Humphries, 28 | Mullin, 26 | 15,025 |
| 16 | 12/5 | @ Sacramento | L | 103-118 | 7-9 | Pierce, 45 | Tisdale, 34 | 17,014 |
| 17 | 12/8 | @ Phoenix | L | 98-123 | 7-10 | Humphries, 20 | Chambers, 41 | 12,409 |
| 18 | 12/10 | Portland | W | 107-104 | 8-10 | Sikma, 30 | Drexler, 36 | 15,124 |
| 19 | 12/12 | Orlando | W | 106-103 | 9-10 | Pressey, 20 | Reynolds, 26 | 14,276 |
| 20 | 12/13 | @ Cleveland | L | 93-99 | 9-11 | Roberts, 27 | Nance, 31 | 13,331 |
| 21 | 12/15 | @ Indiana | W | 103-98 | 10-11 | Sikma, 20 | Miller, 24 | 10,495 |
| 22 | 12/16 | Miami | L | 96-99 | 10-12 | Sikma, 22 | Seikaly, 22 | 15,715 |
| 23 | 12/19 | Boston | L | 86-95 | 10-13 | Humphries, 22 | Bird, 21 | 15,182 |
| 24 | 12/22 | Cleveland | W | 112-100 | 11-13 | Humphries, 27 | Price, 20 | 17,854 |
| 25 | 12/23 | @ Minnesota | W | 94-90 | 12-13 | Robertson, 18 | Campbell, 23 | 23,249 |
| 26 | 12/26 | Houston | W | 103-96 | 13-13 | Sikma, 26 | Olajuwon, 34 | 15,945 |
| 27 | 12/29 | @ Detroit | W | 99-85 | 14-13 | Aguirre, 20 | Aguirre, 19 | 21,454 |
| 28 | 12/30 | Minnesota | W | 109-99 | 15-13 | Sikma, 23 | Mitchell, 28 | 17,924 |
| 29 | 1/2 | @ Atlanta | L | 107-113 | 15-14 | Pierce, 25 | Malone, 31 | 11,676 |
| 30 | 1/3 | @ New Jersey | W | 110-96 | 16-14 | Pierce, 32 | Bowie, 21 | 6,890 |
| 31 | 1/6 | Chicago | W | 118-111 | 17-14 | Sikma, 21 | Jordan, 35 | 18,633* |
| 32 | 1/8 | Charlotte | W | 126-113 | 18-14 | Anderson, 28 | Gilliam, 25 | 14,178 |
| 33 | 1/10 | @ Cleveland | W | 116-100 | 19-14 | Pierce, 31 | J.Williams, 23 | 15,369 |
| 34 | 1/12 | L.A. Clippers | L | 94-95 | 19-15 | Pierce, 25 | Harper, 23 | 17,901 |
| 35 | 1/13 | @ Indiana | L | 109-111 | 19-16 | Pierce, 22 | Person, 26 | 12,180 |
| 36 | 1/16 | Golden State | W | 134-126 | 20-16 | Robertson, 37 | Mullin, 39 | 18,633* |
| 37 | 1/18 | @ Washington | W | 115-112 | 21-16 | Pierce, 25 | Eackles, 37 | 12,414 |
| 38 | 1/19 | L.A. Lakers | W | 103-102 | 22-16 | Pierce, 22 | Johnson, 26 | 18,633* |
| 39 | 1/21 | Miami | W | 127-101 | 23-16 | Pierce, 22 | Seikaly, 26 | 15,017 |
| 40 | 1/23 | @ Portland | L | 90-119 | 23-17 | Pierce, 23 | Kersey/Porter, 19 | 12,884 |
| 41 | 1/24 | @ Seattle | W | 119-112 | 24-17 | Sikma, 28 | McDaniel, 32 | 10,903 |
| 42 | 1/26 | @ L.A. Lakers | L | 91-100 | 24-18 | Humphries, 21 | Worthy, 21 | 17,505 |
| 43 | 1/27 | @ Utah | L | 96-144 | 24-19 | Pierce, 21 | K.Malone, 61 | 12,616 |
| 44 | 1/30 | Sacramento | W | 109-102 | 25-19 | Sikma, 23 | Tisdale, 31 | 13,682 |
| 45 | 2/1 | Orlando | W | 129-111 | 26-19 | Robertson, 16 | Ansley, 24 | 14,113 |
| 46 | 2/2 | @ Philadelphia | L | 109-119 | 26-20 | Robertson, 19 | Barkley, 33 | 15,383 |
| 47 | 2/4 | Philadelphia | L | 102-105 | 26-21 | Pressey, 21 | Dawkins, 21 | 17,964 |
| 48 | 2/6 | @ Boston (Hart.) | W | 119-106 | 27-21 | Roberts/Sikma, 20 | McHale, 29 | 15,239 |
| 49 | 2/8 | Detroit | L | 101-104 | 27-22 | Lohaus, 21 | Thomas, 23 | 17,204 |
| 50 | 2/14 | Denver | W | 127-117 | 28-22 | Anderson, 24 | Rasmussen, 24 | 13,829 |
| 51 | 2/18 | Chicago | L | 88-111 | 28-23 | Anderson, 16 | Jordan, 39 | 18,633* |
| 52 | 2/20 | New Jersey | W | 110-102 | 29-23 | Pierce, 29 | Shackelford, 23 | 14,065 |
| 53 | 2/22 | Dallas | W | 109-97 | 30-23 | Pierce, 33 | Tarpley, 26 | 15,136 |
| 54 | 2/23 | @ Charlotte | W | 104-100 | 31-23 | Pierce, 31 | Gilliam, 23 | 23,901 |
| 55 | 2/25 | @ Miami | W | 113-108 | 32-23 | Pierce, 30 | Douglas, 17 | 15,008 |
| 56 | 2/27 | @ Chicago | L | 96-106 | 32-24 | Pierce, 38 | Jordan, 43 | 18,050 |
| 57 | 3/2 | @ Atlanta | L | 110-132 | 32-25 | Anderson/Pierce, 24 | Wilkins, 44 | 16,096 |
| 58 | 3/3 | New York | L | 105-106 | 32-26 | Pierce, 35 | Ewing, 31 | 18,633* |
| 59 | 3/6 | Chicago | L | 105-114 | 32-27 | Robertson, 33 | Jordan, 35 | 18,633* |
| 60 | 3/9 | Utah | L | 100-108 | 32-28 | 3 players, 15 | Malone, 40 | 18,633* |
| 61 | 3/11 | Cleveland | L | 96-107 | 32-29 | Pierce, 26 | Price, 31 | 17,474 |
| 62 | 3/12 | @ New Jersey | W | 109-104 | 33-29 | Pierce, 39 | Bowie, 29 | 7,146 |
| 63 | 3/15 | Washington | W | 96-91 | 34-29 | Humphries/Lohaus, 17 | J.Malone, 26 | 14,602 |
| 64 | 3/17 | @ New York | W | 123-111 | 35-29 | Lohaus, 23 | Ewing, 37 | 18,212 |
| 65 | 3/20 | Detroit | L | 96-117 | 35-30 | Pierce, 21 | Edwards, 21 | 17,053 |
| 66 | 3/21 | @ Indiana | L | 96-112 | 35-31 | Robertson, 31 | Person, 27 | 9,350 |
| 67 | 3/24 | @ Orlando | W | 109-101 | 36-31 | Pierce, 34 | Catledge, 24 | 15,077 |
| 68 | 3/25 | @ Miami | L | 102-105 | 36-32 | Pierce, 31 | Douglas, 24 | 15,008 |
| 69 | 3/27 | Phoenix | W | 133-127 | 37-32 | Pierce, 30 | K.Johnson, 44 | 15,493 |
| 70 | 3/29 | @ Houston | L | 94-120 | 37-33 | Robertson, 18 | Thorpe, 21 | 15,088 |
| 71 | 3/31 | @ San Antonio | L | 100-107 | 37-34 | Sikma, 23 | Cummings, 24 | 15,910 |
| 72 | 4/1 | @ Dallas | L | 72-86 | 37-35 | Roberts, 13 | Tarpley, 24 | 17,007 |
| 73 | 4/4 | Indiana | W | 121-116 (OT) | 38-35 | Robertson, 30 | Miller, 31 | 15,019 |
| 74 | 4/6 | @ Detroit | W | 92-84 | 39-35 | Lohaus, 25 | Edwards, 25 | 21,454 |
| 75 | 4/7 | Washington | W | 110-100 | 40-35 | Humphries, 29 | King, 35 | 18,482 |
| 76 | 4/10 | @ Orlando | W | 130-127 | 41-35 | Pierce, 31 | Catledge, 29 | 15,077 |
| 77 | 4/11 | @ Atlanta | L | 94-106 | 41-36 | Pierce, 31 | Wilkins, 27 | 13,348 |
| 78 | 4/13 | @ Chicago | L | 106-116 | 41-37 | Pierce, 22 | Jordan, 26 | 18,676 |
| 79 | 4/14 | Atlanta | W | 109-93 | 42-37 | Humphries, 27 | Wilkins, 29 | 18,633* |
| 80 | 4/17 | Cleveland | L | 88-96 | 42-38 | Humphries, 22 | J.Williams, 19 | 14,374 |
| 81 | 4/19 | New York | W | 96-95 | 43-38 | Humphries, 29 | Walker, 24 | 14,487 |
| 82 | 4/21 | New Jersey | W | 96-95 | 44-38 | Humphries, 23 | Short, 24 | 16,121 |

* denotes sellout

GENERAL INFO
FRONT OFFICE
PLAYERS
2011-12 SEASON
STATS & RECORDS
HISTORY
NBA
OPPONENTS
MEDIA

1990-91 MILWAUKEE BUCKS



BACK ROW: Jeff Grayer, Frank Brickowski, Brad Lohaus, Dan Schayes, Jack Sikma, Fred Roberts, Frank Kornet, Dale Ellis. **MIDDLE ROW:** Trainer Mark Pfeil, Assistant Coach Frank Hamblen, Jay Humphries, Lester Conner, Head Coach Del Harris, Alvin Robertson, Steve Henson, Assistant Coach Mack Calvin, Assistant Coach Larry Riley. **FRONT ROW:** Scout/Video Coordinator Larry Harris, Equipment Manager Harold Lewis.

REGULAR SEASON (48-34) - 3RD, CENTRAL DIVISION - PLAYOFFS (0-3)

| PLAYER | G-GS | MIN | FG-FGA | PCT | 3FG-FA | PCT | FT-FTA | PCT | OR | DR | TR | AST | PF-DQ | STL | BLK | PTS | AVG |
|--------------|-----------|--------------|------------------|-------------|----------------|-------------|------------------|-------------|-------------|-------------|-------------|-------------|----------------|------------|------------|-------------|--------------|
| Pierce | 46-0 | 1327 | 359-720 | .499 | 37-93 | .398 | 282-311 | .907 | 37 | 80 | 117 | 96 | 90-0 | 38 | 11 | 1037 | 22.5 |
| Ellis (TOT) | 51-24 | 1424 | 340-718 | .474 | 57-157 | .363 | 120-166 | .723 | 66 | 107 | 173 | 95 | 112-1 | 49 | 8 | 857 | 16.8 |
| Ellis (MIL) | 21-0 | 624 | 159-327 | .486 | 30-68 | .441 | 58-82 | .707 | 38 | 43 | 81 | 31 | 53-1 | 16 | 5 | 406 | 19.3 |
| Humphries | 80-80 | 2726 | 482-960 | .502 | 60-161 | .373 | 191-239 | .799 | 57 | 163 | 220 | 538 | 237-2 | 129 | 7 | 1215 | 15.2 |
| Robertson | 81-81 | 2598 | 438-904 | .485 | 23-63 | .365 | 199-263 | .757 | 191 | 268 | 459 | 444 | 273-5 | 246 | 16 | 1098 | 13.6 |
| Brickowski | 75-73 | 1912 | 372-706 | .527 | 0-2 | .000 | 198-248 | .798 | 129 | 297 | 426 | 131 | 255-4 | 86 | 43 | 942 | 12.6 |
| Roberts | 82-82 | 2114 | 357-670 | .533 | 4-25 | .160 | 170-209 | .813 | 107 | 174 | 281 | 135 | 190-2 | 63 | 29 | 888 | 10.8 |
| Schayes | 82-38 | 2228 | 298-597 | .499 | 0-5 | .000 | 274-328 | .835 | 174 | 361 | 535 | 98 | 264-4 | 55 | 61 | 870 | 10.6 |
| Sikma | 77-44 | 1940 | 295-691 | .427 | 46-135 | .341 | 166-197 | .843 | 108 | 333 | 441 | 143 | 218-4 | 65 | 64 | 802 | 10.4 |
| Grayer | 82-7 | 1422 | 210-485 | .433 | 0-3 | .000 | 101-147 | .687 | 111 | 135 | 246 | 123 | 98-0 | 48 | 9 | 521 | 6.4 |
| Dantley | 10-0 | 126 | 19-50 | .380 | 1-3 | .333 | 18-26 | .692 | 8 | 5 | 13 | 9 | 8-0 | 5 | 0 | 57 | 5.7 |
| Lohaus | 81-3 | 1219 | 179-415 | .431 | 33-119 | .277 | 37-54 | .685 | 59 | 158 | 217 | 75 | 170-3 | 50 | 74 | 428 | 5.3 |
| Conner (TOT) | 74-4 | 1008 | 96-207 | .464 | 0-5 | .000 | 68-94 | .723 | 21 | 91 | 112 | 165 | 75-0 | 85 | 2 | 260 | 3.5 |
| Conner (MIL) | 39-2 | 519 | 38-96 | .396 | 0-3 | .000 | 39-52 | .750 | 10 | 45 | 55 | 107 | 37-0 | 48 | 1 | 115 | 2.9 |
| Henson | 68-0 | 690 | 79-189 | .418 | 18-54 | .333 | 38-42 | .905 | 14 | 37 | 51 | 131 | 83-0 | 32 | 0 | 214 | 3.1 |
| Anderson | 26-0 | 247 | 27-73 | .370 | 0-1 | .000 | 16-28 | .571 | 26 | 49 | 75 | 3 | 29-0 | 8 | 9 | 70 | 2.7 |
| Stephens | 3-0 | 6 | 2-3 | .667 | 0-0 | — | 2-2 | 1.000 | 0 | 0 | 0 | 2 | 0-0 | 0 | 0 | 6 | 2.0 |
| Kornet | 32-0 | 157 | 23-62 | .371 | 5-18 | .278 | 7-13 | .538 | 10 | 14 | 24 | 9 | 28-0 | 5 | 1 | 58 | 1.8 |
| BUCKS | 82 | 19855 | 3337-6948 | .480 | 257-753 | .341 | 1796-2241 | .801 | 1079 | 2162 | 3241 | 2075 | 2033-25 | 894 | 330 | 8727 | 106.4 |

HIGHLIGHTS:

- The Bucks claw to a 48-34 mark to finish third in the Central and post their 12th consecutive winning season.
- Milwaukee enters the '90-91 campaign as the winningest team in the history of the NBA, averaging 49.31 victories per season since joining the league in '68-69.
- The season begins with 18 straight Bradley Center victories by the Bucks, setting a franchise record for consecutive home wins within a season.
- The Bucks set a club record and topped the NBA for the second consecutive season in steals with 894 (the previous team-best for thefts in a season was 867 in '77-78).
- The Bucks are .500 or better against each of the four divisions (Atlantic 17-7, Central 16-14, Midwest 7-7, Pacific 8-6).
- Milwaukee posts 16 victories in games it trailed at the half, a total which ties Portland for the league best.
- The Bucks make their 12th straight playoff appearance and 19th in the 23-year history of the franchise.
- For only the fifth time in 18 series, the Bucks lose a playoff series in which they hold the homecourt advantage.

PLAYOFF RECORD:

- Lost to Philadelphia, First Round, 0-3

HONORS:

- Alvin Robertson - NBA All-Star Team and NBA All-Defensive First Team
- Ricky Pierce - NBA All-Star Team

1990-91 MILWAUKEE BUCKS

REGULAR SEASON DAY-BY-DAY

| Gm | Date | Opponent | W-L | Score | Record | Bucks High Scorer | Opp. High Scorer | Atten. |
|----|-------|-----------------|-----|--------------|--------|------------------------|-------------------------|---------|
| 1 | 11/2 | @ Detroit | L | 104-115 | 0-1 | Pierce, 31 | Dumars, 19 | 21,454 |
| 2 | 11/3 | Minnesota | W | 111-93 | 1-1 | Pierce/Robertson, 18 | Campbell, 30 | 15,102 |
| 3 | 11/6 | @ Miami | W | 106-94 | 2-1 | Robertson, 27 | Rice, 19 | 15,008 |
| 4 | 11/8 | Philadelphia | W | 141-111 | 3-1 | Pierce, 28 | Barkley, 27 | 13,475 |
| 5 | 11/9 | @ Washington | W | 108-100 | 4-1 | Pierce, 25 | B.King, 34 | 9,829 |
| 6 | 11/13 | Boston | W | 119-91 | 5-1 | Sikma, 21 | McHale/Shaw, 19 | 15,321 |
| 7 | 11/14 | @ New Jersey | L | 95-112 | 5-2 | Pierce, 23 | Coleman, 20 | 6,424 |
| 8 | 11/16 | @ Cleveland | L | 94-99 | 5-3 | Robertson, 24 | Nance, 25 | 14,430 |
| 9 | 11/17 | New Jersey | W | 111-99 | 6-3 | Pierce, 32 | Bowie, 16 | 14,276 |
| 10 | 11/19 | Utah | W | 114-104 | 7-3 | Pierce, 22 | K.Malone, 24 | 13,568 |
| 11 | 11/21 | Atlanta | W | 105-93 | 8-3 | Pierce, 25 | M.Malone, 22 | 15,279 |
| 12 | 11/24 | @ New York | W | 107-97 | 9-3 | Pierce, 31 | Ewing, 32 | 17,101 |
| 13 | 11/27 | Indiana | W | 112-98 | 10-3 | Pierce, 37 | Schrempf, 20 | 13,492 |
| 14 | 11/28 | @ Charlotte | L | 111-118 (OT) | 10-4 | Pierce, 28 | Chapman/Reid, 21 | 23,901 |
| 15 | 11/30 | New York | W | 103-97 | 11-4 | Humphries, 20 | Oakley, 19 | 15,294 |
| 16 | 12/2 | @ Indiana | L | 103-107 | 11-5 | Sikma, 16 | Person, 20 | 8,717 |
| 17 | 12/4 | @ Philadelphia | L | 108-109 (OT) | 11-6 | Robertson, 26 | Barkley, 42 | 10,795 |
| 18 | 12/5 | Cleveland | W | 113-109 (OT) | 12-6 | Robertson, 31 | Valentine, 24 | 13,941 |
| 19 | 12/7 | @ Atlanta | W | 104-103 | 13-6 | Humphries/Sikma, 20 | Rivers, 24 | 9,586 |
| 20 | 12/9 | Seattle | W | 105-99 | 14-6 | Pierce, 24 | Kemp, 31 | 14,327 |
| 21 | 12/11 | Chicago | W | 99-87 | 15-6 | Humphries, 21 | Jordan, 31 | 18,633* |
| 22 | 12/12 | @ Boston | L | 111-129 | 15-7 | Brickowski, 17 | Bird, 30 | 14,890 |
| 23 | 12/15 | L.A. Clippers | W | 98-92 | 16-7 | Brickowski, 25 | Smith, 27 | 16,764 |
| 24 | 12/18 | Detroit | W | 106-101 | 17-7 | Humphries, 36 | Dumars, 19 | 15,439 |
| 25 | 12/21 | @ Dallas | L | 89-103 | 17-8 | Pierce, 20 | Blackman, 27 | 17,007 |
| 26 | 12/22 | @ San Antonio | W | 114-98 | 18-8 | Sikma, 29 | Robinson, 25 | 15,908 |
| 27 | 12/26 | Golden State | W | 126-119 | 19-8 | Humphries/Pierce, 28 | Mullin, 29 | 18,633* |
| 28 | 12/29 | @ New York | W | 109-100 | 20-8 | Pierce, 22 | G.Wilkins, 24 | 17,077 |
| 29 | 12/30 | Portland | W | 117-112 | 21-8 | Pierce, 31 | Drexler, 21 | 18,633* |
| 30 | 1/2 | @ Charlotte | W | 106-91 | 22-8 | Sikma, 22 | Newman, 19 | 23,901 |
| 31 | 1/3 | Dallas | W | 97-87 | 23-8 | Pierce, 28 | Harper, 21 | 15,671 |
| 32 | 1/5 | Phoenix | W | 88-86 | 24-8 | Brickowski, 24 | K.Johnson, 34 | 18,633* |
| 33 | 1/8 | Washington | W | 99-96 | 25-8 | Pierce, 22 | B.King, 30 | 16,645 |
| 34 | 1/9 | @ Boston | L | 102-110 | 25-9 | Pierce, 22 | McHale, 37 | 14,890 |
| 35 | 1/11 | Philadelphia | L | 105-120 | 25-10 | Pierce, 25 | Barkley, 30 | 18,633* |
| 36 | 1/12 | @ Indiana | L | 110-118 | 25-11 | Pierce, 27 | M.Williams/Schrempf, 19 | 12,049 |
| 37 | 1/14 | @ Chicago | L | 97-110 | 25-12 | Pierce, 26 | Jordan, 34 | 18,676 |
| 38 | 1/16 | Indiana | W | 126-119 | 26-12 | Humphries, 33 | Miller, 26 | 14,627 |
| 39 | 1/18 | Orlando | W | 125-106 | 27-12 | Pierce, 25 | Catledge, 21 | 17,245 |
| 40 | 1/20 | @ Portland | L | 112-116 | 27-13 | Humphries, 27 | Duckworth, 21 | 12,884 |
| 41 | 1/22 | @ Seattle | L | 101-132 | 27-14 | Pierce, 21 | E.Johnson, 29 | 9,469 |
| 42 | 1/23 | @ Sacramento | L | 91-95 | 27-15 | Pierce, 22 | Carr, 28 | 17,014 |
| 43 | 1/25 | @ Golden State | L | 98-127 | 27-16 | Schayes, 25 | Hardaway, 31 | 15,025 |
| 44 | 1/26 | @ L.A. Clippers | L | 98-99 | 27-17 | Humphries, 22 | Norman, 20 | 15,350 |
| 45 | 1/29 | Denver | L | 122-126 | 27-18 | Pierce, 28 | Adams, 41 | 15,993 |
| 46 | 2/1 | Sacramento | W | 117-112 | 28-18 | Pierce, 33 | Simmons, 26 | 18,075 |
| 47 | 2/3 | Charlotte | W | 120-111 | 29-18 | Humphries, 27 | Curry, 24 | 17,112 |
| 48 | 2/4 | @ Cleveland | W | 103-96 | 30-18 | Pierce, 27 | Daugherty, 30 | 12,580 |
| 49 | 2/6 | Houston | W | 109-111 | 30-19 | Humphries, 30 | Thorpe, 35 | 15,381 |
| 50 | 2/14 | Detroit | L | 94-102 | 30-20 | Pierce, 18 | Dumars, 31 | 16,945 |
| 51 | 2/15 | @ Charlotte | W | 106-103 (OT) | 31-20 | Robertson, 24 | Newman, 20 | 23,901 |
| 52 | 2/17 | @ Orlando | W | 111-103 (OT) | 32-20 | Schayes, 26 | Skiles/Smith, 20 | 15,077 |
| 53 | 2/19 | Miami | W | 116-90 | 33-20 | Robertson, 21 | Seikaly, 19 | 15,587 |
| 54 | 2/21 | @ Houston | L | 90-92 | 33-21 | Brickowski, 18 | Thorpe, 28 | 14,666 |
| 55 | 2/23 | Cleveland | W | 118-103 | 34-21 | Schayes, 31 | Daugherty, 23 | 18,633* |
| 56 | 2/26 | @ Miami | W | 119-106 | 35-21 | Schayes, 29 | Burton/Douglas, 18 | 15,008 |
| 57 | 2/28 | @ New Jersey | L | 93-98 | 35-22 | Robertson, 22 | Petrovic, 22 | 8,870 |
| 58 | 3/1 | Washington | W | 106-105 | 36-22 | Ellis, 20 | B.King, 35 | 18,633* |
| 59 | 3/3 | Atlanta | L | 106-115 | 36-23 | Ellis, 32 | Wilkins, 25 | 16,341 |
| 60 | 3/5 | @ Chicago | L | 86-104 | 36-24 | Ellis/Gray, 19 | Jordan, 30 | 18,335 |
| 61 | 3/7 | L.A. Lakers | W | 99-94 | 37-24 | Gray, 23 | Worthy, 26 | 18,633* |
| 62 | 3/9 | Charlotte | L | 98-107 | 37-25 | Humphries, 27 | Newman, 27 | 18,633* |
| 63 | 3/11 | @ Detroit | W | 96-85 | 38-25 | Ellis, 30 | Dumars, 17 | 21,454 |
| 64 | 3/13 | Chicago | L | 101-102 | 38-26 | Schayes, 19 | Jordan, 39 | 18,633* |
| 65 | 3/14 | @ Cleveland | L | 101-103 | 38-27 | Henson, 16 | Nance, 31 | 13,649 |
| 66 | 3/17 | New York | W | 102-101 | 39-27 | Ellis, 23 | Ewing, 23 | 17,212 |
| 67 | 3/19 | Miami | W | 101-88 | 40-27 | Ellis, 29 | Burton, 24 | 16,274 |
| 68 | 3/22 | @ L.A. Lakers | W | 99-92 | 41-27 | Brickowski, 32 | Worthy, 34 | 17,505 |
| 69 | 3/23 | @ Denver | W | 140-136 (OT) | 42-27 | Ellis, 25 | Adams, 54 | 10,750 |
| 70 | 3/25 | @ Utah | L | 98-109 | 42-28 | Ellis, 25 | K.Malone, 37 | 12,616 |
| 71 | 3/28 | @ Phoenix | L | 88-102 | 42-29 | Brickowski, 17 | Chambers/Majerle, 18 | 14,487 |
| 72 | 3/30 | Atlanta | W | 104-96 | 43-29 | Brickowski/Roberts, 23 | Wilkins, 27 | 17,683 |
| 73 | 4/2 | @ Philadelphia | W | 121-104 | 44-29 | Roberts, 32 | Williams, 17 | 15,155 |
| 74 | 4/4 | San Antonio | L | 101-105 | 44-30 | Humphries, 20 | Robinson, 35 | 17,163 |
| 75 | 4/6 | New Jersey | W | 133-114 | 45-30 | Roberts, 34 | Theus, 36 | 17,238 |
| 76 | 4/9 | Detroit | W | 105-95 | 46-30 | Humphries, 23 | Dumars, 42 | 15,081 |
| 77 | 4/11 | Boston | W | 111-92 | 47-30 | Roberts, 26 | McHale, 16 | 16,511 |
| 78 | 4/13 | @ Atlanta | L | 91-97 | 47-31 | Brickowski, 23 | Webb, 23 | 14,687 |
| 79 | 4/15 | @ Chicago | L | 94-103 | 47-32 | Brickowski, 22 | Jordan, 46 | 18,117 |
| 80 | 4/16 | @ Washington | L | 106-112 (OT) | 47-33 | Schayes, 23 | Ellison, 27 | 7,491 |
| 81 | 4/19 | @ Minnesota | L | 91-109 | 47-34 | Roberts, 17 | Campbell, 28 | 19,006 |
| 82 | 4/20 | Indiana | W | 133-100 | 48-34 | Roberts, 21 | Miller, 23 | 17,295 |

* denotes sellout

GENERAL
INFO

FRONT
OFFICE

PLAYERS

2011-12
SEASON

STATS &
RECORDS

HISTORY

NBA

OPPONENTS

MEDIA

1991-92 MILWAUKEE BUCKS



BACK ROW: Frank Brickowski, Larry Krystkowiak, Brad Lohaus, Dan Schayes, Moses Malone, Fred Roberts, Dale Ellis. **MIDDLE ROW:** Head Coach Frank Hamblen, Lester Conner, Alvin Robertson, Dave Popson, Jeff Grayer, Jay Humphries, Steve Henson, Vice President of Basketball Operations Del Harris. **FRONT ROW:** Equipment Manager Harold Lewis, Scout/Video Coordinator Larry Harris, Assistant Coach Larry Riley, Assistant Coach Butch Carter, Director of Player Personnel and Assistant Coach Lee Rose, Trainer Mark Pfeil, Assistant Trainer Phil Horton.

REGULAR SEASON (31-51) - 6TH, CENTRAL DIVISION - PLAYOFFS (DNQ)

| PLAYER | G-GS | MIN | FG-FGA | PCT | 3FG-FA | PCT | FT-FTA | PCT | OR | DR | TR | AST | PF-DQ | STL | BLK | PTS | AVG |
|--------------|-----------|--------------|------------------|-------------|-----------------|-------------|------------------|-------------|-------------|-------------|-------------|-------------|----------------|------------|------------|-------------|--------------|
| Ellis | 81-11 | 2191 | 485-1034 | .469 | 138-329 | .419 | 164-212 | .774 | 92 | 161 | 253 | 104 | 151-0 | 57 | 18 | 1272 | 15.7 |
| Malone | 82-77 | 2511 | 440-929 | .474 | 3-8 | .375 | 396-504 | .786 | 320 | 424 | 744 | 93 | 136-0 | 74 | 64 | 1279 | 15.6 |
| Humphries | 71-71 | 2261 | 377-803 | .469 | 42-144 | .292 | 195-249 | .783 | 44 | 140 | 184 | 466 | 210-2 | 119 | 13 | 991 | 14.0 |
| Robertson | 82-79 | 2463 | 396-922 | .430 | 67-210 | .319 | 151-198 | .763 | 175 | 175 | 350 | 360 | 263-5 | 210 | 32 | 1010 | 12.3 |
| Brickowski | 65-60 | 1556 | 306-584 | .524 | 3-6 | .500 | 125-163 | .767 | 97 | 247 | 344 | 122 | 223-11 | 60 | 23 | 740 | 11.4 |
| Roberts | 80-63 | 1746 | 311-645 | .482 | 19-37 | .514 | 128-171 | .749 | 103 | 154 | 257 | 122 | 177-0 | 52 | 40 | 769 | 9.6 |
| Krystkowiak | 79-16 | 1848 | 293-660 | .444 | 0-5 | .000 | 128-169 | .757 | 131 | 298 | 429 | 114 | 218-2 | 54 | 12 | 714 | 9.0 |
| Grayer | 82-11 | 1659 | 309-689 | .448 | 19-66 | .288 | 102-153 | .667 | 129 | 128 | 257 | 150 | 142-0 | 64 | 13 | 739 | 9.0 |
| Lohaus | 70-8 | 1081 | 162-360 | .450 | 57-144 | .396 | 27-41 | .659 | 65 | 184 | 249 | 74 | 144-5 | 40 | 71 | 408 | 5.8 |
| Schayes | 43-4 | 726 | 83-199 | .417 | 0-0 | — | 74-96 | .771 | 58 | 110 | 168 | 34 | 98-0 | 19 | 19 | 240 | 5.6 |
| Conner | 81-9 | 1420 | 103-239 | .431 | 0-7 | .000 | 81-115 | .704 | 63 | 121 | 184 | 294 | 86-0 | 97 | 10 | 287 | 3.5 |
| Henson | 50-1 | 386 | 52-144 | .361 | 23-48 | .479 | 23-29 | .793 | 17 | 24 | 41 | 82 | 50-0 | 15 | 1 | 150 | 3.0 |
| Lane (TOT) | 14-5 | 177 | 14-46 | .304 | 0-0 | — | 9-27 | .333 | 32 | 34 | 66 | 17 | 28-0 | 2 | 1 | 37 | 2.6 |
| Lane (MIL) | 2-0 | 6 | 1-1 | 1.000 | 0-0 | — | 1-2 | .500 | 1 | 3 | 4 | 0 | 1-0 | 0 | 0 | 3 | 1.5 |
| Popson | 5-0 | 26 | 3-7 | .429 | 0-1 | .000 | 1-2 | .500 | 2 | 3 | 5 | 3 | 5-0 | 2 | 1 | 7 | 1.4 |
| BUCKS | 82 | 19880 | 3321-7216 | .460 | 371-1005 | .369 | 1596-2104 | .759 | 1297 | 2172 | 3469 | 2018 | 1904-25 | 863 | 317 | 8609 | 105.0 |

HIGHLIGHTS:

- The Bucks sixth-place finish in the Central is the lowest since the Bucks moved into the division in 1980-81.
- On December 4, 1991, with Milwaukee sporting an 8-9 record, Del Harris relinquishes his head coaching duties to concentrate on the club's basketball operations. Frank Hamblen, his top assistant for the previous four seasons, is named head coach.
- Milwaukee leads the NBA in steals (863) for the third straight season and ranks second in turnovers forced, at 17.3 per game.
- The Bucks set a new single-game mark with 24 steals vs. Orlando on March 6, 1992.
- Milwaukee finishes second in the league in three-point field goal percentage at 36.9% (371-1,005).
- Dale Ellis leads the triple attack as he sets new individual club records with 138 three-pointers and 329 trey attempts (both records have been broken).
- Milwaukee grabs a club record 1,297 offensive rebounds, breaking the old mark of 1,261 set in 1980-81.
- The Bucks explode for 53 points in the fourth quarter of a game at Cleveland on November 12, 1991, establishing a new club record for points in a quarter.

PLAYOFF RECORD:

- Did not qualify

HONORS:

- None

1991-92 MILWAUKEE BUCKS

REGULAR SEASON DAY-BY-DAY

| Gm | Date | Opponent | W-L | Score | Record | Bucks High Scorer | Opp. High Scorer | Atten. |
|----|-------|----------------------|-----|--------------|--------|--------------------------|---------------------|---------|
| 1 | 11/1 | @ Detroit | W | 109-99 | 1-0 | Ellis, 24 | Dumars, 20 | 21,454 |
| 2 | 11/2 | Chicago | W | 109-107 | 2-0 | Robertson, 29 | Jordan, 46 | 18,633* |
| 3 | 11/5 | @ New York | L | 85-113 | 2-1 | Ellis/Humphries, 14 | McDaniel, 28 | 15,768 |
| 4 | 11/6 | Golden State | L | 114-120 | 2-2 | Grayer, 27 | Mullin, 32 | 14,591 |
| 5 | 11/8 | @ Charlotte | W | 125-122 (OT) | 3-2 | Malone, 23 | Curry, 29 | 23,698 |
| 6 | 11/9 | Dallas | W | 111-94 | 4-2 | Humphries, 24 | Blackman, 28 | 15,175 |
| 7 | 11/11 | @ Philadelphia | L | 99-102 | 4-3 | Malone, 20 | Hawkins, 21 | 12,132 |
| 8 | 11/12 | @ Cleveland | L | 113-119 | 4-4 | Ellis, 31 | Daugherty, 25 | 14,267 |
| 9 | 11/15 | @ Chicago | L | 101-114 | 4-5 | Robertson, 21 | Pippen, 23 | 18,686 |
| 10 | 11/16 | Miami | L | 114-120 (OT) | 4-6 | Malone, 26 | Rice, 30 | 15,621 |
| 11 | 11/19 | Charlotte | W | 127-104 | 5-6 | Malone, 23 | Gattison, 21 | 14,182 |
| 12 | 11/21 | Washington | W | 112-87 | 6-6 | Ellis, 18 | Ellison, 22 | 14,671 |
| 13 | 11/23 | @ Golden State | L | 115-120 | 6-7 | Robertson, 22 | Marciulionis, 26 | 15,025 |
| 14 | 11/24 | @ L.A. Lakers | L | 97-102 | 6-8 | Brickowski, 26 | Green, 25 | 16,020 |
| 15 | 11/26 | @ Portland | L | 98-107 (OT) | 6-9 | Ellis, 23 | Drexler, 30 | 12,888 |
| 16 | 11/30 | Indiana | W | 137-119 | 7-9 | Schayes, 25 | Schrempf, 35 | 14,623 |
| 17 | 12/3 | L.A. Lakers | W | 126-94 | 8-9 | Grayer, 21 | Green, 24 | 17,739 |
| 18 | 12/5 | New Jersey | L | 101-109 | 8-10 | Ellis, 19 | Petrovic, 23 | 13,884 |
| 19 | 12/6 | @ Indiana | L | 106-126 | 8-11 | Roberts, 20 | K.Williams, 23 | 10,132 |
| 20 | 12/8 | San Antonio | W | 102-83 | 9-11 | Malone, 21 | Robinson, 19 | 14,581 |
| 21 | 12/10 | @ Atlanta | L | 104-118 | 9-12 | Malone, 27 | Wilkins, 41 | 10,093 |
| 22 | 12/12 | @ Washington | W | 109-97 | 10-12 | Malone, 24 | English, 22 | 7,213 |
| 23 | 12/14 | Minnesota | W | 103-92 | 11-12 | Humphries, 19 | Mitchell, 21 | 14,911 |
| 24 | 12/18 | @ Boston | L | 117-131 | 11-13 | Roberts, 19 | McHale, 20 | 14,890 |
| 25 | 12/19 | @ Orlando | W | 95-87 | 12-13 | Ellis, 27 | Catledge, 20 | 15,151 |
| 26 | 12/21 | Philadelphia | W | 110-97 | 13-13 | Malone, 28 | Hawkins, 30 | 15,191 |
| 27 | 12/26 | Cleveland | L | 94-111 | 13-14 | Robertson, 20 | 3 players, 16 | 16,184 |
| 28 | 12/29 | Houston | W | 110-100 | 14-14 | Ellis, 22 | Olajuwon, 27 | 15,178 |
| 29 | 1/2 | @ Minnesota | W | 92-91 | 15-14 | Malone, 18 | Campbell, 24 | 19,006 |
| 30 | 1/3 | Chicago | W | 113-108 | 16-14 | Humphries, 23 | Jordan, 44 | 18,633* |
| 31 | 1/8 | Utah | W | 99-98 | 17-14 | Malone, 22 | K.Malone, 28 | 15,406 |
| 32 | 1/10 | @ New Jersey | L | 97-104 | 17-15 | Ellis, 19 | Petrovic, 25 | 9,230 |
| 33 | 1/11 | Sacramento | L | 105-106 (OT) | 17-16 | Ellis, 29 | Simmons/Tisdale, 24 | 17,319 |
| 34 | 1/14 | @ Atlanta | L | 88-93 | 17-17 | Ellis, 15 | Wilkins, 27 | 9,390 |
| 35 | 1/15 | @ Miami | L | 115-134 | 17-18 | Brickowski/Humphries, 23 | Rice, 31 | 15,008 |
| 36 | 1/17 | New York | W | 90-85 | 18-18 | Malone, 20 | Wilkins, 24 | 15,364 |
| 37 | 1/19 | Orlando | W | 108-98 | 19-18 | Ellis, Malone, 19 | Catledge, 22 | 14,276 |
| 38 | 1/21 | @ Houston | L | 107-117 | 19-19 | Ellis, 28 | Floyd, 31 | 12,989 |
| 39 | 1/22 | @ Dallas | L | 116-118 | 19-20 | Ellis, 23 | Smith, 26 | 14,299 |
| 40 | 1/24 | @ San Antonio | L | 86-115 | 19-21 | Robertson, 14 | Robinson, 23 | 16,057 |
| 41 | 1/25 | @ Denver | L | 100-107 (OT) | 19-22 | Malone, 21 | Anderson, 23 | 13,965 |
| 42 | 1/29 | Atlanta | L | 100-110 | 19-23 | Malone, 28 | Augmon, 25 | 14,683 |
| 43 | 1/31 | Boston | W | 102-100 | 20-23 | Malone, 25 | Douglas, 20 | 18,446 |
| 44 | 2/1 | Seattle | W | 122-106 | 21-23 | Ellis, 23 | Benjamin, 19 | 17,832 |
| 45 | 2/5 | @ Detroit | L | 94-102 | 21-24 | Roberts, 19 | Dumars, 24 | 21,454 |
| 46 | 2/6 | Denver | W | 106-97 | 22-24 | Ellis, 25 | Mutombo, 27 | 15,527 |
| 47 | 2/11 | Detroit | W | 104-87 | 23-24 | Ellis/Malone, 24 | Woolridge, 21 | 15,147 |
| 48 | 2/13 | Charlotte | W | 127-118 | 24-24 | Ellis, 30 | Gill, 30 | 14,083 |
| 49 | 2/14 | @ Indiana | L | 100-107 | 24-25 | Humphries, 27 | Miller, 25 | 10,688 |
| 50 | 2/16 | @ Orlando | L | 104-118 | 24-26 | Ellis, 22 | Bowie, 22 | 15,151 |
| 51 | 2/18 | Cleveland | W | 128-116 | 25-26 | Malone, 30 | Daugherty, 19 | 13,876 |
| 52 | 2/20 | Miami | L | 109-111 | 25-27 | Brickowski, 25 | Rice, 30 | 13,642 |
| 53 | 2/23 | @ Cleveland | L | 89-103 | 25-28 | Robertson, 16 | Daugherty, 25 | 17,357 |
| 54 | 2/25 | @ Charlotte | L | 82-94 | 25-29 | Brickowski/Malone, 13 | Gattison, 23 | 23,698 |
| 55 | 2/27 | @ Detroit | L | 98-104 | 25-30 | Brickowski, 16 | Dumars, 27 | 21,454 |
| 56 | 2/28 | Chicago | L | 105-109 | 25-31 | Humphries, 28 | Pippen, 41 | 18,633* |
| 57 | 3/1 | Atlanta | W | 109-106 (OT) | 26-31 | Ellis, 26 | Ferrell, 22 | 15,508 |
| 58 | 3/4 | Charlotte | L | 110-119 | 26-32 | Brickowski/Ellis, 20 | L.Johnson/Gill, 25 | 13,887 |
| 59 | 3/6 | Orlando | W | 124-102 | 27-32 | Humphries, 22 | Williams, 20 | 16,149 |
| 60 | 3/7 | @ Washington (Balt.) | L | 90-94 | 27-33 | Robertson, 19 | Adams/Grant, 24 | 12,054 |
| 61 | 3/10 | Portland | L | 112-126 | 27-34 | Roberts, 25 | Drexler, 29 | 13,974 |
| 62 | 3/12 | Phoenix | L | 100-106 | 27-35 | Malone, 17 | Chambers, 26 | 13,587 |
| 63 | 3/14 | Philadelphia | W | 110-105 | 28-35 | Roberts, 19 | Barkley, 33 | 18,497 |
| 64 | 3/17 | Boston | W | 127-106 | 29-35 | Ellis, 22 | Gamble, 20 | 15,245 |
| 65 | 3/19 | @ New York | L | 92-96 | 29-36 | Robertson, 23 | Ewing, 26 | 17,238 |
| 66 | 3/20 | @ Indiana | L | 97-102 (OT) | 29-37 | Robertson, 24 | M.Williams, 22 | 11,647 |
| 67 | 3/22 | Washington | W | 109-88 | 30-37 | Robertson, 29 | Eckles, 17 | 17,802 |
| 68 | 3/24 | @ Sacramento | L | 102-113 | 30-38 | Robertson, 22 | Tisdale, 28 | 17,014 |
| 69 | 3/25 | @ Phoenix | L | 104-132 | 30-39 | Brickowski, 19 | Chambers, 33 | 14,496 |
| 70 | 3/27 | @ Seattle | L | 95-96 | 30-40 | Malone, 30 | E.Johnson, 21 | 11,450 |
| 71 | 3/28 | @ L.A. Clippers | L | 95-103 | 30-41 | Brickowski, 22 | Harper, 28 | 14,495 |
| 72 | 3/30 | Utah | L | 100-120 | 30-42 | Ellis, 20 | J.Malone, 30 | 19,911 |
| 73 | 4/1 | New Jersey | L | 117-121 | 30-43 | Robertson, 30 | Coleman, 33 | 13,691 |
| 74 | 4/3 | @ New Jersey | L | 103-122 | 30-44 | Robertson, 23 | Petrovic, 26 | 12,598 |
| 75 | 4/5 | L.A. Clippers | L | 96-97 | 30-45 | Ellis, 21 | Manning, 23 | 15,784 |
| 76 | 4/7 | @ Chicago | L | 101-116 | 30-46 | Roberts, 18 | Jordan, 30 | 18,676 |
| 77 | 4/8 | Indiana | L | 107-122 | 30-47 | Roberts, 19 | Miller, 24 | 14,064 |
| 78 | 4/10 | @ Boston | L | 100-109 | 30-48 | Roberts, 17 | McHale, 26 | 14,890 |
| 79 | 4/12 | @ Philadelphia | W | 94-90 | 31-48 | Lohaus, 24 | Anderson, 34 | 11,247 |
| 80 | 4/14 | Detroit | L | 94-98 (OT) | 31-49 | Ellis, 22 | Dumars, 26 | 13,894 |
| 81 | 4/16 | @ Miami | L | 87-95 | 31-50 | Lohaus, 23 | Rice, 23 | 15,008 |
| 82 | 4/18 | New York | L | 103-114 | 31-51 | 3 players, 17 | Jackson, 30 | 15,401 |

* denotes sellout

GENERAL
INFO

FRONT
OFFICE

PLAYERS

2011-12
SEASON

STATS &
RECORDS

HISTORY

NBA

OPPONENTS

MEDIA

1992-93 MILWAUKEE BUCKS



BACK ROW: Derek Strong, Orlando Woolridge, Fred Roberts, Brad Lohaus, Dan Schayes, Moses Malone, Frank Brickowski, Anthony Avent.
MIDDLE ROW: Sam Vincent, Lee Mayberry, Blue Edwards, Todd Day, Jon Barry, Eric Murdock, Head Coach Mike Dunleavy. **FRONT ROW:** Equipment Manager Harold Lewis, Assistant Trainer Phil Horton, Assistant Coach Jim Eyen, Assistant Coach Frank Hamblen, Assistant Coach Butch Carter, Trainer Mark Pfeil.

REGULAR SEASON (28-54) - 6TH, CENTRAL DIVISION - PLAYOFFS (DNQ)

| PLAYER | G-GS | MIN | FG-FGA | PCT | 3FG-FA | PCT | FT-FTA | PCT | OR | DR | TR | AST | PF-DQ | STL | BLK | PTS | AVG |
|------------------|-----------|--------------|------------------|-------------|----------------|-------------|------------------|-------------|-------------|-------------|-------------|-------------|----------------|------------|------------|-------------|--------------|
| Brickowski | 66-64 | 2075 | 456-836 | .545 | 8-26 | .308 | 195-268 | .728 | 120 | 285 | 405 | 196 | 235-8 | 80 | 44 | 1115 | 16.9 |
| Edwards | 82-81 | 2729 | 554-1083 | .512 | 37-106 | .349 | 237-300 | .790 | 123 | 259 | 382 | 214 | 242-1 | 129 | 45 | 1382 | 16.9 |
| Murdock | 79-78 | 2437 | 438-936 | .468 | 31-119 | .261 | 231-296 | .780 | 95 | 189 | 284 | 603 | 177-2 | 174 | 7 | 1138 | 14.4 |
| Day | 71-37 | 1931 | 358-828 | .432 | 54-184 | .293 | 213-297 | .717 | 144 | 147 | 291 | 117 | 222-1 | 75 | 48 | 983 | 13.8 |
| Woolridge (TOT) | 58-47 | 1555 | 289-599 | .482 | 0-9 | .000 | 120-177 | .678 | 87 | 98 | 185 | 115 | 122-1 | 27 | 27 | 698 | 12.0 |
| Woolridge (MIL) | 8-0 | 78 | 18-33 | .545 | 0-0 | — | 7-9 | .778 | 3 | 6 | 9 | 3 | 8-0 | 1 | 2 | 43 | 5.4 |
| Avent | 82-78 | 2285 | 347-802 | .433 | 0-2 | .000 | 112-172 | .651 | 180 | 332 | 512 | 91 | 237-0 | 57 | 73 | 806 | 9.8 |
| Lohaus | 80-24 | 1766 | 283-614 | .461 | 85-230 | .370 | 73-101 | .723 | 59 | 217 | 276 | 127 | 178-1 | 47 | 74 | 724 | 9.1 |
| Robertson | 39-32 | 1065 | 139-290 | .479 | 17-55 | .309 | 44-70 | .629 | 47 | 90 | 137 | 156 | 120-0 | 90 | 9 | 339 | 8.7 |
| Roberts | 79-5 | 1488 | 226-428 | .528 | 12-29 | .414 | 135-169 | .799 | 91 | 146 | 237 | 118 | 138-0 | 57 | 27 | 599 | 7.6 |
| Strong | 23-0 | 339 | 42-92 | .457 | 4-8 | .500 | 68-85 | .800 | 40 | 75 | 115 | 14 | 20-0 | 11 | 1 | 156 | 6.8 |
| Abdelnaby | 12-0 | 159 | 26-56 | .464 | 0-1 | .000 | 12-16 | .750 | 12 | 25 | 37 | 10 | 24-0 | 6 | 4 | 64 | 5.3 |
| Mayberry | 82-4 | 1503 | 171-375 | .456 | 43-110 | .391 | 39-68 | .574 | 26 | 92 | 118 | 273 | 148-1 | 59 | 7 | 424 | 5.2 |
| Schayes | 70-7 | 1124 | 105-263 | .399 | 0-3 | .000 | 112-137 | .818 | 72 | 177 | 249 | 78 | 148-1 | 36 | 36 | 322 | 4.6 |
| Malone | 11-0 | 104 | 13-42 | .310 | 0-0 | — | 24-31 | .774 | 22 | 24 | 46 | 7 | 6-0 | 1 | 8 | 50 | 4.5 |
| Barry | 47-0 | 552 | 76-206 | .369 | 21-63 | .333 | 33-49 | .673 | 10 | 33 | 43 | 68 | 57-0 | 35 | 3 | 206 | 4.4 |
| Stivins | 3-0 | 25 | 4-11 | .364 | 0-0 | — | 3-4 | .750 | 3 | 3 | 6 | 2 | 4-0 | 1 | 0 | 11 | 3.7 |
| Ogg | 3-0 | 26 | 3-9 | .333 | 0-0 | — | 2-2 | 1.000 | 1 | 5 | 6 | 4 | 6-0 | 1 | 3 | 8 | 2.7 |
| Pullard | 8-0 | 37 | 8-18 | .444 | 0-0 | — | 1-3 | .333 | 2 | 6 | 8 | 2 | 5-0 | 2 | 2 | 17 | 2.1 |
| O'Sullivan (TOT) | 6-0 | 17 | 3-5 | .600 | 0-0 | — | 3-4 | .750 | 2 | 4 | 6 | 1 | 4-0 | 1 | 0 | 9 | 1.5 |
| O'Sullivan (MIL) | 3-0 | 7 | 1-2 | .500 | 0-0 | — | 3-4 | .750 | 0 | 2 | 2 | 1 | 3-0 | 1 | 0 | 5 | 1.7 |
| BUCKS | 82 | 19730 | 3268-6924 | .472 | 312-936 | .333 | 1544-2081 | .742 | 1050 | 2113 | 3163 | 2084 | 1978-15 | 863 | 393 | 8392 | 102.3 |

HIGHLIGHTS:

- The 25th Anniversary Edition of the Milwaukee Bucks opened '92-93 with seven new faces on their roster, representing the single largest turnover in club history.
- The "Young Bucks," are under the direction of Head Coach Mike Dunleavy, named the team's head coach on May 12, 1992.
- The Bucks win 10 of their first 13 games but post a record 18-51 mark over the final 69 games to finish at 28-54 overall.
- Milwaukee records a new club record for fewest turnovers in a game with five vs. Los Angeles Lakers on January 3, 1993 (since broken).
- An NBA record was set against the Bucks when Miami's Brian Shaw hit 10 three-pointers on April 8, 1993 in the Bradley Center.
- Milwaukee finished second in the NBA in steals with 863 (10.52 per game).
- The Bucks snap a 14-game losing streak at the Boston Garden with a 115-109 win over the Celtics on March 12, 1993.

PLAYOFF RECORD:

- Did not qualify

HONORS:

- None

1992-93 MILWAUKEE BUCKS

REGULAR SEASON DAY-BY-DAY

| Gm | Date | Opponent | W-L | Score | Record | Bucks High Scorer | Opp. High Scorer | Atten. |
|----|-------|---------------------|-----|--------------|--------|------------------------|----------------------|---------|
| 1 | 11/6 | @ Detroit | W | 86-81 | 1-0 | Brickowski, 19 | Dumars, 21 | 21,454 |
| 2 | 11/7 | Boston | W | 124-88 | 2-0 | Edwards, 30 | Brown, 24 | 17,892 |
| 3 | 11/10 | @ San Antonio | L | 98-104 | 2-1 | Lohaus/Robertson, 19 | Robinson, 29 | 16,057 |
| 4 | 11/11 | @ Dallas | W | 124-116 | 3-1 | Edwards, 31 | Harper, 21 | 11,276 |
| 5 | 11/13 | Chicago | L | 96-101 | 3-2 | Murdock, 25 | Jordan, 34 | 18,633* |
| 6 | 11/15 | Denver | W | 115-98 | 4-2 | Edwards, 32 | C.Jackson, 20 | 14,882 |
| 7 | 11/17 | @ Atlanta | W | 114-106 | 5-2 | Brickowski/Murdock, 22 | Wilkins, 34 | 7,771 |
| 8 | 11/21 | Indiana | W | 105-95 | 6-2 | Murdock, 20 | Miller, 21 | 18,214 |
| 9 | 11/24 | @ Cleveland | L | 105-109 | 6-3 | Avent, 15 | Price, 24 | 15,312 |
| 10 | 11/25 | Cleveland | W | 94-85 | 7-3 | Lohaus, 18 | Enlo, 17 | 15,364 |
| 11 | 11/27 | @ Philadelphia | W | 115-111 | 8-3 | Edwards, 26 | Payne, 21 | 11,831 |
| 12 | 11/28 | Washington | W | 97-95 | 9-3 | Brickowski, 25 | Grant, 35 | 18,028 |
| 13 | 12/2 | Miami | W | 100-97 | 10-3 | Brickowski, 23 | Edwards/Seikaly, 26 | 14,516 |
| 14 | 12/3 | @ Washington | L | 95-113 | 10-4 | Day, 19 | Grant, 24 | 7,711 |
| 15 | 12/5 | @ New York | L | 98-111 | 10-5 | Day, 19 | Mason, 25 | 19,763 |
| 16 | 12/6 | Phoenix | L | 112-122 | 10-6 | Avent/Edwards, 19 | Knight, 22 | 16,646 |
| 17 | 12/8 | @ Portland | L | 97-126 | 10-7 | Murdock, 21 | Drexler, 25 | 12,888 |
| 18 | 12/10 | @ Golden State | L | 102-114 | 10-8 | Edwards, 28 | Hardaway, 29 | 15,025 |
| 19 | 12/12 | @ Utah | L | 82-108 | 10-9 | Brickowski, 19 | K.Malone, 27 | 19,911 |
| 20 | 12/13 | @ L.A. Lakers | L | 96-114 | 10-10 | Murdock, 25 | Peeler, 21 | 13,265 |
| 21 | 12/15 | @ Seattle | L | 100-108 | 10-11 | Brickowski, 22 | Payton, 22 | 10,327 |
| 22 | 12/17 | New Jersey | L | 101-102 | 10-12 | Brickowski, 19 | Petrovic, 22 | 13,986 |
| 23 | 12/19 | Detroit | L | 90-103 | 10-13 | Edwards, 26 | Thomas, 26 | 17,264 |
| 24 | 12/22 | Sacramento | L | 99-102 (OT) | 10-14 | Murdock, 30 | Simmons, 23 | 14,536 |
| 25 | 12/26 | New York | W | 102-100 (OT) | 11-14 | Day, 22 | Ewing, 28 | 17,682 |
| 26 | 12/28 | @ Orlando | L | 94-110 | 11-15 | Edwards/Murdock, 18 | Scott, 25 | 15,151 |
| 27 | 1/2 | @ Atlanta | W | 106-93 | 12-15 | Edwards, 31 | Graham, 21 | 14,349 |
| 28 | 1/3 | L.A. Lakers | W | 109-101 | 13-15 | Murdock, 23 | Divac, 21 | 15,881 |
| 29 | 1/5 | Minnesota | W | 114-100 | 14-15 | Brickowski, 21 | West, 28 | 14,085 |
| 30 | 1/7 | Atlanta | L | 94-100 | 14-16 | Brickowski, 24 | Augmon, 20 | 15,124 |
| 31 | 1/8 | @ Chicago | L | 95-120 | 14-17 | Day, 20 | Jordan, 35 | 18,676 |
| 32 | 1/10 | L.A. Clippers | L | 99-104 | 14-18 | Edwards, 36 | Manning, 24 | 14,034 |
| 33 | 1/12 | @ Washington | L | 98-121 | 14-19 | Day, 26 | Adams, 22 | 6,165 |
| 34 | 1/14 | San Antonio | L | 93-108 | 14-20 | Brickowski, 18 | Ellis, 26 | 13,854 |
| 35 | 1/16 | Boston | L | 99-110 | 14-21 | Brickowski, 27 | Lewis, 20 | 16,925 |
| 36 | 1/19 | Portland | L | 92-119 | 14-22 | Day, 16 | Drexler, 21 | 14,871 |
| 37 | 1/21 | @ Indiana | W | 110-108 | 15-22 | Edwards, 27 | Miller/Schrempf, 19 | 10,167 |
| 38 | 1/23 | Philadelphia | L | 104-113 | 15-23 | Edwards/Murdock, 21 | Hornacek, 33 | 16,253 |
| 39 | 1/26 | Houston | W | 100-86 | 16-23 | Edwards, 24 | Olajuwon, 22 | 14,584 |
| 40 | 1/28 | @ Miami | W | 109-87 | 17-23 | Roberts, 22 | Seikaly, 18 | 15,008 |
| 41 | 1/30 | @ Minnesota | L | 82-91 | 17-24 | Murdock, 18 | West, 24 | 19,006 |
| 42 | 2/1 | Golden State | W | 116-102 | 18-24 | Day, 23 | Hardaway, 20 | 16,236 |
| 43 | 2/3 | Cleveland | L | 100-108 | 18-25 | Robertson, 18 | Daugherty, 31 | 14,297 |
| 44 | 2/5 | @ Charlotte | L | 111-118 | 18-26 | Avent/Day, 22 | Johnson, 30 | 23,698 |
| 45 | 2/7 | New Jersey | L | 102-105 | 18-27 | Brickowski, 26 | Petrovic, 26 | 18,633* |
| 46 | 2/9 | @ Boston (Hartford) | L | 92-104 | 18-28 | Day, 29 | Lewis/McDaniel, 20 | 14,137 |
| 47 | 2/12 | @ Cleveland | L | 98-120 | 18-29 | Brickowski/Day, 17 | Wilkins/Williams, 18 | 19,427 |
| 48 | 2/13 | Indiana | W | 117-115 | 19-29 | Brickowski, 27 | Schrempf, 34 | 16,294 |
| 49 | 2/15 | Charlotte | W | 128-122 | 20-29 | Brickowski, 20 | Mourning, 29 | 18,633* |
| 50 | 2/16 | @ New Jersey | L | 88-100 | 20-30 | Edwards, 28 | Petrovic, 28 | 10,720 |
| 51 | 2/18 | Utah | L | 94-105 | 20-31 | Edwards, 25 | K.Malone, 26 | 14,263 |
| 52 | 2/23 | @ Chicago | L | 95-99 | 20-32 | Brickowski, 26 | Jordan, 34 | 18,197 |
| 53 | 2/24 | New York | L | 90-91 | 20-33 | Lohaus, 18 | Starks, 17 | 14,368 |
| 54 | 2/26 | @ Philadelphia | L | 111-114 | 20-34 | Murdock, 21 | Hawkins, 15 | 11,715 |
| 55 | 2/27 | @ Detroit | W | 95-93 | 21-34 | Lohaus, 27 | Dumars, 22 | 21,454 |
| 56 | 3/2 | Dallas | W | 120-86 | 22-34 | Bricowski, 17 | Rooks, 14 | 13,794 |
| 57 | 3/5 | Orlando | W | 109-91 | 23-34 | Edwards, 21 | 3 players, 18 | 18,633* |
| 58 | 3/7 | Detroit | L | 91-98 | 23-35 | Murdock, 25 | Dumars, 35 | 18,236 |
| 59 | 3/9 | Atlanta | L | 103-117 | 23-36 | Murdock, 20 | Wilkins, 37 | 16,805 |
| 60 | 3/11 | Seattle | L | 105-116 | 23-37 | Brickowski, 32 | Pierce, 27 | 14,816 |
| 61 | 3/12 | @ Boston | W | 115-109 | 24-37 | Edwards/Murdock, 23 | Lewis, 21 | 14,890 |
| 62 | 3/16 | @ New York | L | 99-102 | 24-38 | Murdock, 19 | Ewing, 35 | 19,763 |
| 63 | 3/17 | @ Indiana | L | 91-114 | 24-39 | Day, 20 | Miller/Mitchell, 20 | 10,095 |
| 64 | 3/19 | @ New Jersey | L | 85-99 | 24-40 | Avent, 16 | Petrovic, 27 | 15,326 |
| 65 | 3/20 | Philadelphia | W | 112-86 | 25-40 | Edwards, 27 | Hornacek, 22 | 16,881 |
| 66 | 3/24 | @ L.A. Clippers | L | 105-116 | 25-41 | Murdock, 20 | Manning, 27 | 11,294 |
| 67 | 3/26 | @ Phoenix | L | 103-109 | 25-42 | Edwards, 24 | Barkley, 31 | 19,023 |
| 68 | 3/27 | @ Sacramento | W | 125-105 | 26-42 | Lohaus, 34 | Williams, 30 | 17,317 |
| 69 | 3/29 | Washington | L | 107-114 | 26-43 | Lohaus, 21 | Adams/Chapman 24 | 14,437 |
| 70 | 4/1 | @ Houston | L | 115-121 | 26-44 | Murdock, 22 | Olajuwon, 24 | 13,082 |
| 71 | 4/2 | @ Denver | L | 107-116 | 26-45 | Day, 30 | Stith, 24 | 15,970 |
| 72 | 4/6 | Chicago | W | 113-109 | 27-45 | Edwards, 24 | Jordan, 30 | 18,633* |
| 73 | 4/8 | Miami | L | 92-117 | 27-46 | Lohaus, 20 | Shaw, 32 | 15,487 |
| 74 | 4/10 | Orlando | W | 108-97 | 28-46 | Avent, 24 | O'Neal/Bowie, 20 | 18,633* |
| 75 | 4/12 | @ Miami | L | 95-106 | 28-47 | Day, 20 | Rice, 25 | 15,008 |
| 76 | 4/13 | @ Orlando | L | 91-110 | 28-48 | Day, 16 | Scott, 41 | 15,151 |
| 77 | 4/15 | Cleveland | L | 93-108 | 28-49 | Strong, 13 | Ferry, 18 | 14,267 |
| 78 | 4/16 | @ Chicago | L | 105-119 | 28-50 | Day/Murdock, 24 | Jordan, 47 | 18,676 |
| 79 | 4/18 | Indiana | L | 98-108 | 28-51 | Edwards/Murdock, 19 | Miller, 36 | 16,036 |
| 80 | 4/21 | @ Charlotte | L | 111-119 | 28-52 | Brickowski, 21 | Newman, 30 | 23,698 |
| 81 | 4/23 | @ Atlanta | L | 106-122 | 28-53 | Murdock, 25 | Keefe, 30 | 12,756 |
| 82 | 4/24 | Charlotte | L | 106-108 | 28-54 | Day, 24 | Mourning, 27 | 18,633* |

* denotes sellout

GENERAL INFO
FRONT OFFICE
PLAYERS
2011-12 SEASON
STATS & RECORDS
HISTORY
NBA
OPPONENTS
MEDIA

1993-94 MILWAUKEE BUCKS



BACK ROW: Joe Courtney, Anthony Cook, Mike Gminski, Brad Lohaus, Vin Baker, Ken Norman. **MIDDLE ROW:** Eric Murdock, Lee Mayberry, Todd Day, Derek Strong, Blue Edwards, Jon Barry, Head Coach Mike Dunleavy. **FRONT ROW:** Equipment Manager Harold Lewis, Assistant Trainer Phil Horton, Assistant Coach Jim Eyen, Assistant Coach Frank Hamblen, Assistant Coach Butch Carter, Trainer Mark Pfeil.

REGULAR SEASON (20-62) - 6TH, CENTRAL DIVISION - PLAYOFFS (DNQ)

| PLAYER | G-GS | MIN | FG-FGA | PCT | 3FG-FA | PCT | FT-FTA | PCT | OR | DR | TR | AST | PF-DQ | STL | BLK | PTS | AVG |
|----------------|-----------|--------------|------------------|-------------|-----------------|-------------|------------------|-------------|-------------|-------------|-------------|-------------|----------------|------------|------------|-------------|-------------|
| Murdock | 82-76 | 2533 | 477-1019 | .468 | 69-168 | .411 | 234-288 | .813 | 91 | 170 | 261 | 546 | 189-2 | 197 | 12 | 1257 | 15.3 |
| Brickowski | 43-40 | 1441 | 251-521 | .482 | 3-18 | .167 | 148-191 | .775 | 53 | 226 | 279 | 165 | 165-3 | 52 | 16 | 653 | 15.2 |
| Baker | 82-63 | 2560 | 435-869 | .501 | 1-5 | .200 | 234-411 | .569 | 277 | 344 | 621 | 163 | 231-3 | 60 | 114 | 1105 | 13.5 |
| Day | 76-39 | 2127 | 351-845 | .415 | 33-148 | .223 | 231-331 | .698 | 115 | 195 | 310 | 138 | 221-4 | 103 | 52 | 966 | 12.7 |
| Norman | 82-75 | 2539 | 412-919 | .448 | 63-189 | .333 | 92-183 | .503 | 169 | 331 | 500 | 222 | 209-2 | 58 | 46 | 979 | 11.9 |
| Edwards | 82-64 | 2322 | 382-800 | .478 | 38-106 | .358 | 151-189 | .799 | 104 | 225 | 329 | 171 | 235-1 | 83 | 27 | 953 | 11.6 |
| Avent | 33-20 | 695 | 92-228 | .404 | 0-0 | — | 61-79 | .772 | 60 | 94 | 154 | 33 | 60-0 | 16 | 20 | 245 | 7.4 |
| Strong | 67-11 | 1131 | 141-341 | .413 | 3-13 | .231 | 159-206 | .772 | 109 | 172 | 281 | 48 | 69-1 | 38 | 14 | 444 | 6.6 |
| Barry | 72-7 | 1242 | 158-382 | .414 | 32-115 | .278 | 97-122 | .795 | 36 | 110 | 146 | 168 | 110-0 | 102 | 17 | 445 | 6.2 |
| Mayberry | 82-6 | 1472 | 167-402 | .415 | 41-119 | .345 | 58-84 | .690 | 26 | 75 | 101 | 215 | 114-0 | 46 | 4 | 433 | 5.3 |
| Lohaus | 67-2 | 962 | 102-281 | .363 | 46-134 | .343 | 20-29 | .690 | 33 | 117 | 150 | 62 | 142-3 | 30 | 55 | 270 | 4.0 |
| Foster | 3-0 | 19 | 4-7 | .571 | 0-0 | — | 2-2 | 1.000 | 0 | 3 | 3 | 0 | 3-0 | 0 | 1 | 10 | 3.3 |
| Courtney (TOT) | 52-1 | 345 | 67-148 | .453 | 2-3 | .667 | 32-47 | .681 | 28 | 28 | 56 | 15 | 44-0 | 10 | 12 | 168 | 3.2 |
| Courtney (MIL) | 19-0 | 177 | 27-70 | .386 | 2-3 | .667 | 9-15 | .600 | 14 | 15 | 29 | 6 | 21-0 | 7 | 6 | 65 | 3.4 |
| Gminski (TOT) | 29-7 | 309 | 36-103 | .350 | 0-0 | — | 14-18 | .778 | 22 | 52 | 74 | 11 | 23-0 | 13 | 16 | 86 | 3.0 |
| Gminski (MIL) | 8-1 | 54 | 5-24 | .208 | 0-0 | — | 3-4 | .750 | 3 | 12 | 15 | 0 | 3-0 | 0 | 3 | 13 | 1.6 |
| Cook (TOT) | 25-0 | 203 | 26-54 | .481 | 0-1 | .000 | 10-25 | .400 | 20 | 36 | 56 | 4 | 22-0 | 3 | 14 | 62 | 2.5 |
| Cook (MIL) | 23-0 | 201 | 26-53 | .491 | 0-1 | .000 | 10-25 | .400 | 20 | 36 | 56 | 4 | 22-0 | 3 | 12 | 62 | 2.7 |
| Schayes | 23-6 | 230 | 14-46 | .304 | 0-0 | — | 21-22 | .955 | 16 | 29 | 45 | 5 | 27-0 | 5 | 8 | 49 | 2.1 |
| BUCKS | 82 | 19705 | 3044-6807 | .447 | 331-1019 | .325 | 1530-2181 | .702 | 1126 | 2154 | 3280 | 1946 | 1821-19 | 800 | 407 | 7949 | 96.9 |

HIGHLIGHTS:

- Milwaukee's 20-62 overall record was the worst in the 26-year history of the franchise.
- Milwaukee established franchise season-lows (since broken) for total points with 7,949 (the previous mark was 8,254 in '74-75) and scoring average at 96.9 ppg (100.7 ppg in '74-75).
- Milwaukee reached the 12 million mark in all-time home attendance on 3/31/94 vs. Portland.
- The Bucks ranked first in the NBA with only 21 player games missed due to injury/illness.

PLAYOFF RECORD:

- Did not qualify

HONORS:

- Vin Baker - NBA All-Rookie First Team

1993-94 MILWAUKEE BUCKS

REGULAR SEASON DAY-BY-DAY

| Gm | Date | Opponent | W-L | Score | Record | Bucks High Scorer | Opp. High Scorer | Atten. |
|----|-------|-----------------|-----|--------------|--------|--------------------|------------------------|---------|
| 1 | 11/5 | @ Cleveland | W | 94-91 | 1-0 | Norman, 24 | Battle, 22 | 17,102 |
| 2 | 11/6 | Charlotte | L | 103-120 | 1-1 | Norman, 28 | Newman, 25 | 18,633* |
| 3 | 11/8 | @ Boston | L | 100-108 | 1-2 | Murdock, 22 | Douglas, 19 | 14,890 |
| 4 | 11/10 | Chicago | L | 90-91 | 1-3 | Edwards, 21 | Grant, 20 | 18,633* |
| 5 | 11/11 | @ Miami | L | 103-116 | 1-4 | Norman, 30 | Seikaly, 33 | 15,010 |
| 6 | 11/13 | @ New York | L | 86-99 | 1-5 | Day, 17 | Starks, 35 | 19,763 |
| 7 | 11/16 | Minnesota | L | 98-102 | 1-6 | Lohnaus, 21 | Laettner, 29 | 13,871 |
| 8 | 11/17 | @ Washington | L | 104-117 | 1-7 | Murdock, 22 | MacLean, 38 | 6,817 |
| 9 | 11/20 | San Antonio | L | 97-101 | 1-8 | Murdock, 20 | Robinson, 31 | 16,365 |
| 10 | 11/24 | Atlanta | L | 85-89 | 1-9 | Edwards, 28 | Enlo, 21 | 14,081 |
| 11 | 11/26 | @ Charlotte | L | 99-110 | 1-10 | Avent, 19 | L.Johnson, 28 | 23,698 |
| 12 | 11/27 | Boston | W | 89-85 | 2-10 | Edwards, 19 | Douglas, 34 | 15,127 |
| 13 | 11/29 | @ San Antonio | L | 95-102 | 2-11 | Murdock, 18 | Robinson, 20 | 15,401 |
| 14 | 11/30 | @ Houston | L | 91-102 | 2-12 | Avent, 17 | Olajuwon, 20 | 14,186 |
| 15 | 12/3 | @ Dallas | W | 107-106 | 3-12 | Brickowski, 30 | Mashburn, 28 | 11,690 |
| 16 | 12/5 | Phoenix | L | 98-117 | 3-13 | Norman, 25 | Barkley, 23 | 18,255 |
| 17 | 12/8 | L.A. Clippers | L | 97-100 | 3-14 | Brickowski, 20 | Manning, 24 | 13,287 |
| 18 | 12/10 | @ Detroit | W | 90-88 | 4-14 | Norman, 16 | Polynice, 25 | 21,454 |
| 19 | 12/11 | Philadelphia | L | 86-99 | 4-15 | Brickowski, 26 | Malone, 18 | 16,267 |
| 20 | 12/13 | @ Phoenix | L | 104-112 | 4-16 | Day, 21 | K.Johnson, 32 | 19,023 |
| 21 | 12/15 | @ Sacramento | W | 96-95 | 5-16 | Murdock, 32 | Richmond, 27 | 17,317 |
| 22 | 12/17 | @ Seattle | L | 97-127 | 5-17 | Brickowski, 17 | Pierce, 21 | 14,258 |
| 23 | 12/19 | @ Portland | L | 81-93 | 5-18 | Brickowski, 15 | Porter, 17 | 12,888 |
| 24 | 12/20 | @ L.A. Clippers | W | 105-92 | 6-18 | Norman, 20 | Harper, 20 | 9,553 |
| 25 | 12/22 | Dallas | W | 96-86 | 7-18 | Day, 21 | Mashburn, 29 | 15,032 |
| 26 | 12/23 | @ Cleveland | L | 88-107 | 7-19 | Day, 21 | Wilkins, 20 | 14,129 |
| 27 | 12/27 | Washington | L | 87-96 | 7-20 | Mayberry, 15 | MacLean, 28 | 15,560 |
| 28 | 12/30 | Cleveland | W | 105-103 | 8-20 | Brickowski, 22 | Daugherty, 26 | 14,086 |
| 29 | 1/5 | @ New Jersey | W | 100-91 | 9-20 | Baker, 29 | Edwards, 19 | 12,319 |
| 30 | 1/6 | New York | L | 86-92 | 9-21 | Baker, 18 | Oakley, 21 | 13,874 |
| 31 | 1/8 | New Jersey | L | 87-90 | 9-22 | Day, 17 | Edwards, 19 | 15,196 |
| 32 | 1/11 | Indiana | L | 76-82 | 9-23 | Day, 20 | A.Davis, 26 | 13,364 |
| 33 | 1/13 | Utah | L | 83-101 | 9-24 | Baker, 17 | Humphries/K.Malone, 14 | 13,864 |
| 34 | 1/15 | Orlando | L | 105-113 | 9-25 | Brickowski, 32 | O'Neal, 33 | 18,633* |
| 35 | 1/17 | @ Atlanta | L | 98-102 | 9-26 | Edwards, 16 | Wilkins, 37 | 8,461 |
| 36 | 1/18 | Detroit | W | 123-91 | 10-26 | Barry, 21 | Houston, 19 | 12,879 |
| 37 | 1/21 | Charlotte | W | 113-110 | 11-26 | 3 players, 20 | E.Johnson, 29 | 17,764 |
| 38 | 1/22 | @ Charlotte | L | 80-91 | 11-27 | Baker, 19 | Curry, 21 | 23,698 |
| 39 | 1/24 | @ Indiana | W | 96-88 | 12-27 | Barry, 23 | Miller, 26 | 9,093 |
| 40 | 1/25 | Atlanta | L | 90-95 | 12-28 | Edwards, 26 | Wilkins, 33 | 13,861 |
| 41 | 1/28 | @ Chicago | L | 96-113 | 12-29 | Murdock, 25 | Pippen, 30 | 18,231 |
| 42 | 1/29 | @ Philadelphia | L | 89-94 | 12-30 | Murdock, 23 | Barros, 28 | 12,353 |
| 43 | 2/1 | Miami | L | 82-88 | 12-31 | Edwards, 18 | Rice, 23 | 13,197 |
| 44 | 2/2 | @ Detroit | L | 90-104 | 12-32 | Murdock, 24 | Houston, 28 | 17,156 |
| 45 | 2/4 | @ Orlando | W | 98-92 | 13-32 | Brickowski, 21 | O'Neal, 29 | 15,291 |
| 46 | 2/5 | Seattle | L | 94-115 | 13-33 | Brickowski, 24 | Schrempf, 18 | 18,633* |
| 47 | 2/8 | Houston | W | 106-98 | 14-33 | Murdock, 28 | Olajuwon, 27 | 15,189 |
| 48 | 2/10 | Chicago | L | 80-97 | 14-34 | Day, 26 | Pippen, 23 | 18,633* |
| 49 | 2/15 | @ Minnesota | L | 90-97 | 14-35 | Baker, 21 | Laettner, 23 | 17,454 |
| 50 | 2/16 | Denver | L | 95-107 | 14-36 | Barry, 17 | Abdul-Rauf, 21 | 14,131 |
| 51 | 2/18 | @ Charlotte | W | 106-99 | 15-36 | Norman, 25 | Hawkins, 28 | 23,698 |
| 52 | 2/20 | Orlando | L | 104-109 | 15-37 | Baker, Day, 20 | O'Neal, 38 | 18,174 |
| 53 | 2/22 | Golden State | L | 111-115 | 15-38 | Day, 27 | Spewell, 34 | 13,945 |
| 54 | 2/25 | @ Atlanta | L | 100-111 | 15-39 | Murdock/Norman, 22 | Blaylock, 24 | 15,869 |
| 55 | 2/26 | Washington | W | 115-100 | 16-39 | Baker/Edwards, 21 | MacLean, 30 | 16,258 |
| 56 | 3/1 | Miami | L | 102-110 | 16-40 | Baker, 26 | Rice, 25 | 13,855 |
| 57 | 3/5 | Detroit | W | 117-108 | 17-40 | Murdock, 28 | Dumars, 42 | 16,942 |
| 58 | 3/7 | L.A. Lakers | L | 84-106 | 17-41 | Day, 18 | Smith, 25 | 14,978 |
| 59 | 3/9 | Indiana | L | 94-105 | 17-42 | Baker, 21 | Miller, 22 | 13,849 |
| 60 | 3/11 | Sacramento | L | 100-108 | 17-43 | Baker, 22 | Richmond, 25 | 17,508 |
| 61 | 3/12 | @ Indiana | L | 97-104 | 17-44 | Murdock, 26 | McKey, 24 | 14,508 |
| 62 | 3/15 | @ Miami | L | 94-101 | 17-45 | Murdock, 32 | Rice, 28 | 14,911 |
| 63 | 3/17 | @ New York | L | 83-105 | 17-46 | Baker, 25 | Ewing, 26 | 19,763 |
| 64 | 3/20 | Philadelphia | W | 103-101 | 18-46 | Edwards, 23 | Weatherspoon, 25 | 14,837 |
| 65 | 3/22 | @ Denver | L | 94-108 | 18-47 | Murdock, 30 | Abdul-Rauf, 22 | 15,424 |
| 66 | 3/24 | @ Golden State | L | 112-114 | 18-48 | Norman, 29 | Mullin/Spewell, 25 | 15,025 |
| 67 | 3/25 | @ Utah | L | 96-103 | 18-49 | Edwards, 24 | Malone, 27 | 19,911 |
| 68 | 3/27 | @ L.A. Lakers | L | 101-110 | 18-50 | Day, 25 | Lynch, 30 | 17,505 |
| 69 | 3/29 | Boston | L | 107-119 (OT) | 18-51 | Day, 24 | Fox, 33 | 13,778 |
| 70 | 3/31 | Portland | W | 111-109 | 19-51 | Norman, 37 | Porter, 36 | 13,284 |
| 71 | 4/2 | @ Washington | L | 96-104 | 19-52 | Baker, 22 | MacLean, 29 | 12,117 |
| 72 | 4/5 | @ Orlando | L | 97-104 | 19-53 | Murdock/Strong, 22 | Turner, 22 | 15,291 |
| 73 | 4/6 | @ Philadelphia | L | 114-115 | 19-54 | Norman, 24 | J.Malone, 32 | 6,705 |
| 74 | 4/9 | @ Chicago | L | 99-125 | 19-55 | Norman, 20 | Williams, 21 | 18,676 |
| 75 | 4/12 | @ Cleveland | L | 91-119 | 19-56 | Murdock, 20 | Brandon/Phills, 22 | 17,494 |
| 76 | 4/13 | New Jersey | L | 105-107 | 19-57 | Murdock, 23 | Newman, 21 | 13,286 |
| 77 | 4/15 | Atlanta | L | 96-105 | 19-58 | Norman, 21 | Willis, 24 | 17,596 |
| 78 | 4/16 | Cleveland | L | 90-91 | 19-59 | Murdock, 17 | Price, 21 | 15,462 |
| 79 | 4/19 | @ Boston | L | 112-120 | 19-60 | Norman, 28 | Fox, 31 | 14,890 |
| 80 | 4/20 | Detroit | W | 103-78 | 20-60 | Mayberry, 19 | Houston, 19 | 14,876 |
| 81 | 4/22 | New York | L | 85-125 | 20-61 | Murdock, 15 | Ewing, 22 | 16,704 |
| 82 | 4/23 | @ New Jersey | L | 100-135 | 20-62 | Baker, 18 | Benjamin, 20 | 20,049 |

* denotes sellout

GENERAL
INFO

FRONT
OFFICE

PLAYERS

2011-12
SEASON

STATS &
RECORDS

HISTORY

NBA

OPPONENTS

MEDIA

1994-95 MILWAUKEE BUCKS



BACK ROW: Marty Conlon, Ed Pinckney, Alton Lister, Eric Mobley, Vin Baker, Glenn Robinson. **MIDDLE ROW:** Eric Murdock, Jon Barry, Johnny Newman, Todd Day, Tate George, Lee Mayberry, Head Coach Mike Dunleavy. **FRONT ROW:** Equipment Manager Harold Lewis, Assistant Trainer Phil Horton, Assistant Coach Jim Eyen, Assistant Coach Frank Hamblen, Assistant Coach Butch Carter, Trainer Mark Pfeil.

REGULAR SEASON (34-48) - 6TH, CENTRAL DIVISION - PLAYOFFS (DNQ)

| PLAYER | G-GS | MIN | FG-FGA | PCT | 3FG-FA | PCT | FT-FTA | PCT | OR | DR | TR | AST | PF-DQ | STL | BLK | PTS | AVG |
|--------------|-----------|--------------|------------------|-------------|-----------------|-------------|------------------|-------------|-------------|-------------|-------------|-------------|----------------|------------|------------|-------------|-------------|
| Robinson | 80-76 | 2958 | 636-1410 | .451 | 86-268 | .321 | 397-499 | .796 | 169 | 344 | 513 | 197 | 234-2 | 115 | 22 | 1755 | 21.9 |
| Baker | 82-82 | 3361 | 594-1229 | .483 | 7-24 | .292 | 256-432 | .593 | 289 | 557 | 846 | 296 | 277-5 | 86 | 116 | 1451 | 17.7 |
| Day | 82-81 | 2717 | 445-1049 | .424 | 163-418 | .390 | 257-341 | .754 | 95 | 227 | 322 | 134 | 283-6 | 104 | 63 | 1310 | 16.0 |
| Murdock | 75-32 | 2158 | 338-814 | .415 | 90-240 | .375 | 211-267 | .790 | 48 | 166 | 214 | 482 | 130-0 | 113 | 12 | 977 | 13.0 |
| Conlon | 82-3 | 2064 | 344-647 | .532 | 8-29 | .276 | 119-194 | .613 | 160 | 266 | 426 | 110 | 218-3 | 42 | 18 | 815 | 9.9 |
| Newman | 82-11 | 1896 | 226-488 | .463 | 45-128 | .352 | 137-171 | .801 | 72 | 101 | 173 | 91 | 234-3 | 69 | 13 | 634 | 7.7 |
| Mayberry | 82-50 | 1744 | 172-408 | .422 | 72-177 | .407 | 58-83 | .699 | 21 | 61 | 82 | 276 | 123-0 | 51 | 4 | 474 | 5.8 |
| Mobley | 46-26 | 587 | 78-132 | .591 | 2-2 | 1.000 | 22-45 | .489 | 55 | 98 | 153 | 21 | 63-0 | 8 | 27 | 180 | 3.9 |
| Barry | 52-0 | 602 | 57-134 | .425 | 16-48 | .333 | 61-80 | .763 | 15 | 34 | 49 | 85 | 54-0 | 30 | 4 | 191 | 3.7 |
| Young | 7-0 | 77 | 9-17 | .529 | 5-12 | .417 | 1-1 | 1.000 | 1 | 4 | 5 | 12 | 8-0 | 4 | 0 | 24 | 3.4 |
| Lister | 60-32 | 776 | 66-134 | .493 | 0-1 | .000 | 35-70 | .500 | 67 | 169 | 236 | 12 | 146-3 | 16 | 57 | 167 | 2.8 |
| Pinckney | 62-17 | 835 | 48-97 | .495 | 0-0 | — | 44-62 | .710 | 65 | 146 | 211 | 21 | 64-0 | 34 | 17 | 140 | 2.3 |
| Williams | 15-0 | 72 | 8-24 | .333 | 0-1 | .000 | 8-12 | .667 | 5 | 14 | 19 | 0 | 14-0 | 2 | 6 | 24 | 1.6 |
| George (TOT) | 3-0 | 8 | 1-3 | .333 | 0-1 | .000 | 2-2 | 1.000 | 1 | 0 | 1 | 0 | 1-0 | 0 | 0 | 4 | 1.3 |
| George (MIL) | 3-0 | 8 | 1-3 | .333 | 0-1 | .000 | 2-2 | 1.000 | 1 | 0 | 1 | 0 | 1-0 | 0 | 0 | 4 | 1.3 |
| BUCKS | 82 | 19855 | 3022-6586 | .459 | 494-1349 | .366 | 1608-2259 | .712 | 1063 | 2187 | 3250 | 1737 | 1858-22 | 674 | 359 | 8146 | 99.3 |

HIGHLIGHTS:

- With the first overall pick in the 1994 NBA Draft, the Bucks tab Glenn Robinson from Purdue. Robinson averages 21.9 ppg, tops among all rookies, and leads the Bucks in scoring.
- Milwaukee's 34-48 overall record represented a 14-victory improvement over the 20-62 mark of '93-94, the third-best jump in the NBA behind only Dallas (+23) and the L.A. Lakers (+15).
- The Bucks suffer the biggest loss in franchise history, a 152-104 loss to Orlando on Feb. 20, 1995.
- The Bucks topped the NBA for the second straight season in fewest games missed due to injury/illness with 10, the fewest in club history.

PLAYOFF RECORD:

- Did not qualify

HONORS:

- Vin Baker - NBA All-Star Team
- Glenn Robinson - NBA All-Rookie First Team

1994-95 MILWAUKEE BUCKS

REGULAR SEASON DAY-BY-DAY

| Gm | Date | Opponent | W-L | Score | Record | Bucks High Scorer | Opp. High Scorer | Atten. |
|----|-------|---------------------|-----|---------------|--------|-------------------|---------------------|---------|
| 1 | 11/4 | @ Philadelphia | W | 91-86 | 1-0 | Conlon/Newman, 20 | Barros, 21 | 16,114 |
| 2 | 11/5 | L.A. Lakers | W | 97-96 | 2-0 | Baker, 22 | Ceballos, 20 | 18,633* |
| 3 | 11/10 | @ Cleveland | L | 88-108 | 2-1 | Newman, 30 | Price, 18 | 19,203 |
| 4 | 11/11 | Charlotte | L | 115-123 | 2-2 | Day, 21 | Curry, 28 | 16,236 |
| 5 | 11/15 | Indiana | W | 82-81 | 3-2 | Robinson, 18 | Miller, 17 | 15,264 |
| 6 | 11/18 | @ Atlanta | W | 97-93 (OT) | 4-2 | Robinson, 26 | Long, 27 | 11,862 |
| 7 | 11/19 | Seattle | L | 96-120 | 4-3 | Mayberry, 22 | Payton, 25 | 18,633* |
| 8 | 11/22 | @ Boston (Hartford) | W | 116-94 | 5-3 | Day, 23 | Fox, 16 | 12,829 |
| 9 | 11/23 | @ Detroit | L | 108-113 | 5-4 | Newman, 24 | Millis, 24 | 21,454 |
| 10 | 11/25 | @ Indiana | L | 106-111 | 5-5 | Day, 31 | Smits, 30 | 16,694 |
| 11 | 11/26 | Orlando | L | 105-113 | 5-6 | Day, 26 | Hardaway, 35 | 18,633* |
| 12 | 11/29 | Phoenix | L | 106-123 | 5-7 | Baker, 23 | Majerie, 23 | 14,564 |
| 13 | 12/1 | Cleveland | L | 87-93 | 5-8 | Day, 34 | Price, 17 | 13,648 |
| 14 | 12/3 | @ Seattle | L | 108-111 | 5-9 | Robinson, 24 | Kemp, 26 | 14,661 |
| 15 | 12/4 | @ Portland | L | 103-106 | 5-10 | Robinson, 25 | Drexler, 36 | 12,888 |
| 16 | 12/6 | @ Sacramento | L | 105-108 | 5-11 | Robinson, 31 | Polynice, 22 | 17,317 |
| 17 | 12/7 | @ L.A. Clippers | L | 94-96 (OT) | 5-12 | Robinson, 22 | Vaught, 30 | 6,433 |
| 18 | 12/10 | Chicago | W | 106-103 | 6-12 | Newman, 21 | Armstrong, 21 | 18,633* |
| 19 | 12/13 | @ Charlotte | L | 101-107 | 6-13 | Robinson, 24 | Hawkins, 23 | 23,698 |
| 20 | 12/14 | Philadelphia | W | 99-96 | 7-13 | Robinson, 32 | Burton, 28 | 13,785 |
| 21 | 12/18 | Utah | L | 98-101 | 7-14 | Day, 23 | Malone, 27 | 16,624 |
| 22 | 12/20 | @ Atlanta | L | 97-115 | 7-15 | Robinson, 22 | Norman, 28 | 8,818 |
| 23 | 12/21 | @ Miami | L | 112-122 (2OT) | 7-16 | Baker, 26 | Rice, 30 | 14,402 |
| 24 | 12/23 | @ Orlando | L | 91-123 | 7-17 | Robinson, 20 | O'Neal, 32 | 16,010 |
| 25 | 12/26 | New Jersey | W | 101-97 | 8-17 | Baker, 26 | Morris, 28 | 16,475 |
| 26 | 12/27 | @ Detroit | W | 98-88 | 9-17 | Baker, 21 | Millis, 23 | 18,209 |
| 27 | 12/30 | Charlotte | L | 94-101 | 9-18 | Day, 21 | Burrell/Johnson, 25 | 18,026 |
| 28 | 1/3 | @ Utah | L | 91-123 | 9-19 | Robinson, 24 | Hornacek, 18 | 18,710 |
| 29 | 1/5 | @ Golden State | W | 111-103 | 10-19 | Day, 27 | Hardaway, 26 | 15,025 |
| 30 | 1/6 | @ L.A. Lakers | L | 98-106 | 10-20 | Day, 29 | Jones, 26 | 13,227 |
| 31 | 1/8 | @ Denver | L | 96-102 (OT) | 10-21 | Robinson, 21 | 3 players, 16 | 17,171 |
| 32 | 1/9 | @ Phoenix | L | 102-119 | 10-22 | Baker, 24 | Tisdale, 24 | 19,023 |
| 33 | 1/11 | Sacramento | W | 97-88 | 11-22 | Baker, 26 | Richmond, 17 | 13,279 |
| 34 | 1/13 | New York | L | 88-91 | 11-23 | Robinson, 24 | Ewing, 24 | 17,909 |
| 35 | 1/14 | @ Indiana | W | 97-95 | 12-23 | Robinson, 21 | Smits, 22 | 16,716 |
| 36 | 1/18 | @ Chicago | W | 97-93 | 13-23 | Robinson, 24 | Kerr, 19 | 21,191 |
| 37 | 1/19 | Washington | W | 120-115 | 14-23 | Robinson, 30 | Chapman, 30 | 13,311 |
| 38 | 1/21 | Detroit | W | 120-100 | 15-23 | Baker, 25 | Dumars, 29 | 18,633* |
| 39 | 1/24 | Houston | L | 99-115 | 15-24 | Conlon, 21 | Olajuwon, 31 | 14,556 |
| 40 | 1/25 | @ Philadelphia | W | 98-97 | 16-24 | Robinson, 29 | Burton, 33 | 8,383 |
| 41 | 1/27 | Miami | L | 87-96 | 16-25 | Day, 20 | Coles, 25 | 18,171 |
| 42 | 1/28 | @ Orlando | L | 103-107 | 16-26 | Baker, 27 | Scott, 27 | 16,010 |
| 43 | 1/31 | Dallas | W | 107-105 | 17-26 | Robinson, 38 | Jackson, 26 | 15,398 |
| 44 | 2/1 | @ New Jersey | L | 77-95 | 17-27 | Robinson, 21 | Morris, 20 | 12,565 |
| 45 | 2/3 | @ Charlotte | L | 98-117 | 17-28 | Robinson, 28 | Bogues, 23 | 23,698 |
| 46 | 2/4 | Philadelphia | L | 96-102 | 17-29 | Robinson, 22 | Barros, 31 | 18,633 |
| 47 | 2/7 | @ New York | W | 95-87 | 18-29 | Baker/Murdock, 22 | Ewing/Starks, 23 | 19,763 |
| 48 | 2/8 | Minnesota | W | 100-93 | 19-29 | Robinson, 37 | Rooks, 23 | 14,568 |
| 49 | 2/14 | @ Miami | L | 99-112 | 19-30 | Robinson, 30 | Owens, 20 | 14,345 |
| 50 | 2/16 | Cleveland | L | 85-106 | 19-31 | Robinson, 22 | Millis, 23 | 13,498 |
| 51 | 2/18 | Chicago | W | 118-111 | 20-31 | Baker, 27 | Kukoc, 27 | 18,633* |
| 52 | 2/20 | Orlando | L | 104-152 | 20-32 | Day/Robinson, 22 | O'Neal, 30 | 18,633* |
| 53 | 2/22 | Washington | W | 100-92 | 21-32 | Day, 21 | Cheaney, 22 | 13,922 |
| 54 | 2/24 | Indiana | L | 86-98 | 21-33 | Murdock, 21 | D. Davis, 21 | 18,633* |
| 55 | 2/27 | @ Detroit | L | 89-97 | 21-34 | Day, 24 | Addison, 21 | 14,248 |
| 56 | 2/28 | Miami | L | 85-95 | 21-35 | Robinson, 22 | Rice, 24 | 13,075 |
| 57 | 3/2 | Atlanta | W | 102-93 | 22-35 | Robinson, 28 | Augmon, 25 | 13,244 |
| 58 | 3/3 | @ Boston | L | 91-103 | 22-36 | Day, 23 | Radja, 24 | 14,890 |
| 59 | 3/5 | @ New Jersey | L | 94-99 | 22-37 | Robinson, 21 | Anderson, 22 | 20,049 |
| 60 | 3/7 | Portland | L | 100-106 | 22-38 | Murdock, 29 | Porter, 36 | 13,298 |
| 61 | 3/10 | @ Washington (Bal.) | W | 114-111 | 23-38 | Day, 26 | Cheaney, 26 | 12,756 |
| 62 | 3/12 | Denver | L | 93-109 | 23-39 | Baker, 21 | Rogers, 21 | 17,189 |
| 63 | 3/14 | Charlotte | W | 99-86 | 24-39 | Robinson, 27 | Mourning, 18 | 16,572 |
| 64 | 3/15 | @ Indiana | L | 108-117 | 24-40 | Day, 34 | Miller, 40 | 16,466 |
| 65 | 3/17 | @ Chicago | L | 86-87 | 24-41 | 3 players, 16 | Pippen, 27 | 22,307 |
| 66 | 3/19 | Boston | W | 95-94 | 25-41 | Robinson, 28 | Douglas, 23 | 17,688 |
| 67 | 3/21 | Golden State | W | 115-109 | 26-41 | Day, 33 | Legler, 19 | 13,187 |
| 68 | 3/23 | L.A. Clippers | W | 104-93 | 27-41 | Robinson, 32 | Vaught, 19 | 15,397 |
| 69 | 3/25 | San Antonio | L | 105-113 | 27-42 | Robinson, 28 | Robinson, 27 | 18,633* |
| 70 | 3/28 | @ Dallas | L | 93-114 | 27-43 | Robinson, 21 | Mashburn, 21 | 16,138 |
| 71 | 3/31 | @ San Antonio | L | 102-118 | 27-44 | Robinson, 31 | Robinson, 26 | 32,107 |
| 72 | 4/1 | @ Houston | W | 93-87 | 28-44 | Robinson, 29 | Drexler, 23 | 16,611 |
| 73 | 4/5 | New York | L | 94-114 | 28-45 | Robinson, 22 | Ewing, 34 | 14,679 |
| 74 | 4/7 | New Jersey | W | 107-92 | 29-45 | Robinson, 25 | Gilliam, 26 | 18,633* |
| 75 | 4/9 | Atlanta | W | 102-99 | 30-45 | Robinson, 32 | Blaylock, 22 | 18,633* |
| 76 | 4/11 | Detroit | W | 114-109 (OT) | 31-45 | Baker, 31 | Houston, 36 | 16,510 |
| 77 | 4/14 | @ Minnesota | L | 100-104 (OT) | 31-46 | Robinson, 28 | Laettner, 25 | 16,871 |
| 78 | 4/15 | @ Washington | L | 110-114 | 31-47 | Baker, 30 | Howard, 31 | 18,756 |
| 79 | 4/17 | @ New York | W | 99-93 | 32-47 | Baker, 28 | Mason, 17 | 19,763 |
| 80 | 4/19 | Boston | W | 106-97 | 33-47 | Baker, 27 | Douglas, 26 | 18,418 |
| 81 | 4/21 | @ Cleveland | L | 82-103 | 33-48 | Murdock, 24 | Williams, 24 | 20,562 |
| 82 | 4/23 | Chicago | W | 104-100 | 34-48 | Robinson, 36 | Jordan, 33 | 18,633* |

* denotes sellout

GENERAL
INFO

FRONT
OFFICE

PLAYERS

2011-12
SEASON

STATS &
RECORDS

HISTORY

NBA

OPPONENTS

MEDIA

1995-96 MILWAUKEE BUCKS



BACK ROW: Glenn Robinson, Vin Baker, Marty Colon, Benoit Benjamin, Mike Peplowski, Kevin Duckworth, Terry Cummings, Randolph Keys.
MIDDLE ROW: Head Coach Mike Dunleavy, Assistant Coach Frank Hamblen, Shawn Respert, Johnny Newman, Lee Mayberry, Sherman Douglas, V.P. of Player Personnel Lee Rose. **FRONT ROW:** Shooting Coach Andy Enfield, Trainer Mark Pfeil, Assistant Coach Butch Carter, Assistant Coach Jim Eyn, Assistant Trainer Phil Horton, Equipment Manager Harold Lewis.

REGULAR SEASON (25-57) - 7TH, CENTRAL DIVISION - PLAYOFFS (DNQ)

| PLAYER | G-GS | MIN | FG-FGA | PCT | 3FG-FA | PCT | FT-FTA | PCT | OR | DR | TR | AST | PF-DQ | STL | BLK | PTS | AVG |
|-----------------|-----------|--------------|------------------|-------------|-----------------|-------------|------------------|-------------|------------|-------------|-------------|-------------|----------------|------------|------------|-------------|-------------|
| Baker | 82-82 | 3319 | 699-1429 | .489 | 10-48 | .208 | 321-479 | .670 | 263 | 545 | 808 | 212 | 272-3 | 68 | 91 | 1729 | 21.1 |
| Robinson | 82-82 | 3249 | 627-1382 | .454 | 90-263 | .342 | 316-389 | .812 | 136 | 368 | 504 | 293 | 236-2 | 95 | 42 | 1660 | 20.2 |
| Douglas (TOT) | 79-66 | 2335 | 345-685 | .504 | 40-110 | .364 | 160-219 | .731 | 55 | 125 | 180 | 436 | 163-0 | 63 | 5 | 890 | 11.3 |
| Douglas (MIL) | 69-62 | 2101 | 309-601 | .514 | 39-103 | .379 | 135-179 | .754 | 49 | 108 | 157 | 397 | 147-0 | 61 | 5 | 792 | 11.5 |
| Newman | 82-82 | 2690 | 321-649 | .495 | 61-162 | .377 | 186-232 | .802 | 66 | 134 | 200 | 154 | 257-4 | 90 | 15 | 889 | 10.8 |
| Day | 8-0 | 171 | 22-71 | .310 | 5-25 | .200 | 24-26 | .923 | 8 | 14 | 22 | 5 | 27-1 | 4 | 3 | 73 | 9.1 |
| Benjamin (TOT) | 83-71 | 1896 | 294-590 | .498 | 0-3 | .000 | 140-194 | .722 | 141 | 398 | 539 | 64 | 224-1 | 45 | 85 | 728 | 8.8 |
| Benjamin (MIL) | 70-58 | 1492 | 223-429 | .520 | 0-3 | .000 | 101-138 | .732 | 110 | 326 | 436 | 48 | 184-0 | 35 | 70 | 547 | 7.8 |
| Cummings | 81-13 | 1777 | 270-584 | .462 | 1-7 | .143 | 104-160 | .650 | 162 | 283 | 445 | 89 | 263-2 | 56 | 30 | 645 | 8.0 |
| Murdock | 9-0 | 193 | 24-66 | .364 | 6-23 | .261 | 8-12 | .667 | 5 | 9 | 14 | 35 | 16-0 | 6 | 0 | 62 | 6.9 |
| Conlon | 74-1 | 958 | 153-327 | .468 | 5-30 | .167 | 84-110 | .764 | 58 | 119 | 177 | 68 | 126-1 | 20 | 11 | 395 | 5.3 |
| Mayberry | 82-20 | 1705 | 153-364 | .420 | 75-189 | .397 | 41-68 | .603 | 21 | 69 | 90 | 302 | 144-1 | 64 | 10 | 422 | 5.1 |
| Respert | 62-0 | 845 | 113-292 | .387 | 42-122 | .344 | 35-42 | .833 | 28 | 46 | 74 | 68 | 67-0 | 32 | 4 | 303 | 4.9 |
| Keys | 69-1 | 816 | 87-208 | .418 | 22-71 | .310 | 36-43 | .837 | 41 | 84 | 125 | 65 | 139-2 | 32 | 14 | 232 | 3.4 |
| Reynolds | 19-0 | 191 | 21-53 | .396 | 1-10 | .100 | 13-21 | .619 | 13 | 20 | 33 | 12 | 20-0 | 15 | 6 | 56 | 2.9 |
| Lister | 7-5 | 88 | 4-9 | .444 | 0-0 | — | 2-2 | 1.000 | 7 | 22 | 29 | 4 | 15-0 | 0 | 3 | 10 | 1.4 |
| Mobley | 5-3 | 65 | 2-7 | .286 | 0-0 | — | 2-4 | .500 | 3 | 9 | 12 | 0 | 5-0 | 1 | 1 | 6 | 1.2 |
| Duckworth | 8-1 | 58 | 3-14 | .214 | 0-0 | — | 3-6 | .500 | 2 | 5 | 7 | 2 | 13-0 | 2 | 0 | 9 | 1.1 |
| Peplowski (TOT) | 7-0 | 17 | 3-5 | .600 | 0-0 | — | 1-3 | .333 | 1 | 3 | 4 | 1 | 10-0 | 1 | 2 | 7 | 1.0 |
| Peplowski (MIL) | 5-0 | 12 | 3-5 | .600 | 0-0 | — | 1-3 | .333 | 1 | 3 | 4 | 1 | 6-0 | 1 | 2 | 7 | 1.4 |
| BUCKS | 82 | 19730 | 3034-6490 | .467 | 357-1056 | .338 | 1412-1914 | .738 | 973 | 2164 | 3137 | 1755 | 1943-16 | 582 | 307 | 7837 | 95.6 |

HIGHLIGHTS:

- The Bucks suffer a franchise-record 15-game losing streak in March (3/4 - 3/30).
- For the third straight season, the Bucks led the NBA in fewest games missed due to injury/illness with 18.
- Vin Baker and Glenn Robinson scored 43.2% of the Bucks points on the season, ranking second in the NBA in 1995-96, behind only Jordan/Pippen (46.2%). They enter the books as the second-highest Bucks tandem ever (1971-72, Abdul-Jabbar and Dandridge, 45.7%).
- Against Utah March 18, Lee Mayberry broke Junior Bridgeman's team record, appearing in his 309th straight game.
- The Bucks welcomed their 5,000,000th fan to the Bradley Center on February 13 vs. Philadelphia.

PLAYOFF RECORD:

- Did not qualify

HONORS:

- Vin Baker — NBA All-Star Team

1995-96 MILWAUKEE BUCKS

REGULAR SEASON DAY-BY-DAY

| Gm | Date | Opponent | W-L | Score | Record | Bucks High Scorer | Opp. High Scorer | Atten. |
|----|-------|------------------|-----|---------|------------|---------------------|----------------------|---------|
| 1 | 11/3 | @ Boston | W | 101-100 | 1-0 | Baker, 30 | Fox, 19 | 18,321 |
| 2 | 11/4 | New York | L | 71-84 | 1-1 | Baker, 18 | Ewing, 17 | 18,633* |
| 3 | 11/7 | @ Houston | L | 89-106 | 1-2 | Baker, 21 | Drexler/Olaajun, 26 | 16,285 |
| 4 | 11/9 | @ Dallas | L | 94-104 | 1-3 | Baker, 29 | Mashburn, 27 | 15,095 |
| 5 | 11/10 | @ San Antonio | L | 90-104 | 1-4 | Baker, 23 | Elliot, 22 | 14,353 |
| 6 | 11/14 | San Antonio | W | 98-84 | 2-4 | Robinson, 36 | Elliot, 31 | 13,464 |
| 7 | 11/16 | Houston | L | 87-115 | 2-5 | Robinson, 24 | Horry, 40 | 14,117 |
| 8 | 11/18 | Boston | L | 93-99 | 2-6 | Baker, 26 | Radja, 21 | 18,633* |
| 9 | 11/22 | Toronto | W | 96-86 | 3-6 | Robinson, 23 | Robertson, 18 | 14,959 |
| 10 | 11/25 | @ Cleveland | L | 87-89 | 3-7 | Robinson, 24 | Phills, 19 | 17,357 |
| 11 | 11/26 | Minnesota | L | 102-105 | 3-8 | Baker, 27 | Laettner, 25 | 13,896 |
| 12 | 11/28 | Charlotte | L | 98-106 | 3-9 | Robinson, 28 | Reeves, 19 | 13,685 |
| 13 | 11/30 | @ Portland | W | 100-99 | 4-9 | Robinson, 31 | C. Robinson, 21 | 19,913 |
| 14 | 12/1 | @ Seattle | L | 99-110 | 4-10 | Robinson, 24 | Kemp, 27 | 17,072 |
| 15 | 12/3 | @ Vancouver | W | 109-95 | 5-10 | Baker, 27 | 3 players, 13 | 14,149 |
| 16 | 12/7 | L.A. Clippers | W | 112-103 | 6-10 | Baker, 32 | Tower/Vaught, 19 | 13,718 |
| 17 | 12/9 | Chicago | L | 106-118 | 6-11 | Robinson, 39 | Jordan, 45 | 18,633* |
| 18 | 12/12 | @ Washington | L | 102-108 | 6-12 | Robinson, 30 | Webber, 25 | 10,126 |
| 19 | 12/15 | @ Indiana | L | 95-112 | 6-13 | Robinson, 22 | McKey, 19 | 16,263 |
| 20 | 12/17 | Indiana | W | 84-80 | 7-13 | Mayberry, 16 | Miller, 17 | 18,195 |
| 21 | 12/19 | L.A. Lakers | L | 105-109 | 7-14 | Baker, 22 | VanExel, 24 | 14,488 |
| 22 | 12/20 | @ Detroit | L | 77-102 | 7-15 | Baker, 25 | Houston, 29 | 14,688 |
| 23 | 12/22 | @ Philadelphia | W | 99-94 | 8-15 | Baker, 22 | Weatherpoon, 21 | 10,088 |
| 24 | 12/23 | Atlanta | W | 115-111 | 9-15 | Robinson, 30 | Norman, 23 | 15,658 |
| 25 | 12/26 | @ Toronto (Ham.) | L | 87-93 | 9-16 | Baker, 22 | Stoudamire, 21 | 17,242 |
| 26 | 12/27 | @ Minnesota | W | 99-93 | (OT) 10-16 | Douglas, 24 | Mitchell/Rider, 18 | 17,101 |
| 27 | 12/30 | Washington | L | 87-96 | 10-17 | Robinson, 21 | Legler, 19 | 17,636 |
| 28 | 1/2 | @ New Jersey | L | 72-81 | 10-18 | 4 players, 10 | Bradley, 17 | 11,397 |
| 29 | 1/3 | Detroit | W | 96-82 | 11-18 | Robinson, 19 | Houston, 17 | 14,081 |
| 30 | 1/5 | Portland | W | 113-96 | 12-18 | Baker, 41 | Robinson, 30 | 16,301 |
| 31 | 1/6 | @ Chicago | L | 84-113 | 12-19 | Robinson, 23 | Jordan, 32 | 23,801 |
| 32 | 1/9 | Seattle | L | 92-97 | 12-20 | Baker, 25 | Payton, 26 | 15,388 |
| 33 | 1/11 | @ Indiana | L | 88-96 | 12-21 | Baker, 23 | Miller, 24 | 15,759 |
| 34 | 1/12 | @ Orlando | L | 88-93 | 12-22 | Robinson, 31 | Scott, 37 | 17,248 |
| 35 | 1/15 | @ New York | W | 98-92 | 13-22 | Baker, 30 | Mason, 21 | 19,763 |
| 36 | 1/17 | @ Philadelphia | W | 111-100 | 14-22 | Robinson, 37 | Maxwell, 20 | 7,435 |
| 37 | 1/18 | Golden State | W | 100-96 | 15-22 | Baker, 24 | Mullin, 20 | 13,644 |
| 38 | 1/22 | Vancouver | L | 92-100 | 15-23 | Baker, 24 | Reeves, 22 | 13,488 |
| 39 | 1/24 | Indiana | L | 89-97 | 15-24 | Robinson, 25 | Miller, 27 | 13,624 |
| 40 | 1/26 | Phoenix | L | 97-107 | 15-25 | Baker, 30 | Barkley, 20 | 18,633* |
| 41 | 1/31 | @ Cleveland | L | 71-81 | 15-26 | Robinson, 21 | Brandon, 23 | 16,187 |
| 42 | 2/1 | Denver | W | 108-102 | 16-26 | Baker, 26 | Abdul-Rauf, 25 | 13,389 |
| 43 | 2/3 | Cleveland | L | 88-111 | 16-27 | Robinson, 22 | Brandon, 23 | 17,979 |
| 44 | 2/6 | Dallas | W | 114-111 | 17-27 | Baker, 36 | McCloud, 36 | 13,854 |
| 45 | 2/7 | @ Toronto | W | 93-88 | 18-27 | Douglas, 21 | Miller, 21 | 21,335 |
| 46 | 2/13 | Philadelphia | L | 101-104 | 18-28 | Baker, 28 | Maxwell, 24 | 13,274 |
| 47 | 2/15 | Washington | W | 109-98 | 19-28 | Baker, 25 | Muresan, 29 | 16,211 |
| 48 | 2/16 | @ Orlando | L | 91-121 | 19-29 | Benjamin/Conlon, 13 | O'Neal, 31 | 17,248 |
| 49 | 2/18 | @ Charlotte | L | 99-122 | 19-30 | Benjamin, 21 | Rice, 32 | 24,042 |
| 50 | 2/20 | @ New York | W | 92-87 | 20-30 | Robinson, 27 | Ewing, 29 | 19,763 |
| 51 | 2/21 | New Jersey | L | 92-94 | (OT) 20-31 | Robinson, 24 | Childs/Gilliam, 23 | 14,122 |
| 52 | 2/23 | Orlando | L | 102-115 | 20-32 | Baker, 25 | Hardaway, 19 | 18,633* |
| 53 | 2/25 | @ Washington | L | 103-111 | 20-33 | Baker, 36 | Howard, 25 | 18,756 |
| 54 | 2/27 | Charlotte | L | 84-88 | 20-34 | Newman, 27 | Rice, 23 | 13,298 |
| 55 | 2/29 | Cleveland | L | 86-95 | 20-35 | Baker, 17 | Crotty, 19 | 14,111 |
| 56 | 3/2 | Atlanta | W | 110-106 | 21-35 | Baker, 26 | Long, 23 | 18,489 |
| 57 | 3/4 | @ Boston | L | 98-105 | 21-36 | Baker, 22 | Barros, 23 | 16,061 |
| 58 | 3/5 | @ Chicago | L | 106-115 | 21-37 | Robinson, 22 | Jordan, 33 | 23,547 |
| 59 | 3/8 | @ Atlanta | L | 91-94 | 21-38 | Baker, 34 | Ehlo, 19 | 10,174 |
| 60 | 3/10 | Boston | L | 103-110 | 21-39 | Robinson, 30 | Day, 28 | 16,222 |
| 61 | 3/13 | @ Sacramento | L | 95-104 | 21-40 | Robinson, 25 | Richmond, 25 | 17,317 |
| 62 | 3/15 | @ L.A. Lakers | L | 96-117 | 21-41 | Newman/Robinson, 19 | Johnson, 20 | 17,505 |
| 63 | 3/16 | @ Golden State | L | 94-99 | 21-42 | Baker, 25 | Spewell, 31 | 15,025 |
| 64 | 3/18 | Utah | L | 90-107 | 21-43 | Robinson, 21 | Hornacek, 25 | 14,879 |
| 65 | 3/20 | Sacramento | L | 97-122 | 21-44 | Newman, 19 | Grant, 30 | 13,176 |
| 66 | 3/22 | Miami | L | 106-122 | 21-45 | Baker, 23 | Gatling/Williams, 23 | 18,054 |
| 67 | 3/24 | New Jersey | L | 80-84 | 21-46 | Robinson, 19 | Bradley, 18 | 18,331 |
| 68 | 3/26 | @ L.A. Clippers | L | 97-103 | 21-47 | Newman, 25 | Richardson, 18 | 6,841 |
| 69 | 3/27 | @ Utah | L | 82-98 | 21-48 | Robinson, 31 | Hornacek, 24 | 19,813 |
| 70 | 3/29 | @ Phoenix | L | 85-108 | 21-49 | Keys, 17 | Barkley, 23 | 19,023 |
| 71 | 3/30 | @ Denver | L | 85-98 | 21-50 | Robinson, 21 | Stith, 20 | 16,847 |
| 72 | 4/2 | Detroit | W | 105-98 | 22-50 | Baker, 25 | Houston, 29 | 16,112 |
| 73 | 4/5 | New York | L | 79-86 | 22-51 | Baker, 18 | Ewing, 24 | 15,377 |
| 74 | 4/6 | @ New Jersey | W | 109-98 | 23-51 | Robinson, 32 | Childs, 19 | 12,780 |
| 75 | 4/9 | Toronto | L | 96-102 | 23-52 | Baker, 25 | Robertson, 25 | 15,935 |
| 76 | 4/11 | @ Miami | L | 105-115 | 23-53 | Baker, 29 | Mourning, 32 | 15,090 |
| 77 | 4/12 | @ Atlanta | L | 97-104 | 23-54 | Baker, 26 | Blaylock, 25 | 16,129 |
| 78 | 4/14 | Orlando | W | 114-101 | 24-54 | Baker, 27 | O'Neal, 37 | 17,502 |
| 79 | 4/16 | Chicago | L | 80-86 | 24-55 | Baker, 28 | Jordan, 22 | 18,633* |
| 80 | 4/18 | @ Charlotte | W | 111-103 | 25-55 | Robinson, 23 | Rice, 29 | 24,042 |
| 81 | 4/19 | Miami | L | 100-106 | 25-56 | Robinson, 28 | Mourning, 28 | 18,633* |
| 82 | 4/21 | @ Detroit | L | 92-108 | 25-57 | Baker, 26 | Dumas/Thorpe, 19 | 18,689 |

* denotes sellout

GENERAL
INFO

FRONT
OFFICE

PLAYERS

2011-12
SEASON

STATS &
RECORDS

HISTORY

NBA

OPPONENTS

MEDIA

1996-97 MILWAUKEE BUCKS



BACK ROW: David Wood, Andrew Lang, Acie Earl, Joe Wolf, Vin Baker, Armen Gilliam, Chucky Brown. **MIDDLE ROW:** Head Coach Chris Ford, Ray Allen, Glenn Robinson, Johnny Newman, Sherman Douglas, Elliot Perry. **FRONT ROW:** Equipment and Team Facilities Manager Harold Lewis, Assistant Coach Jim Todd, Assistant Coach Mike Woodson, Assistant Coach Bob Weinbauer, Trainer Mark Pfeil.

REGULAR SEASON (33-49) - 7TH, CENTRAL DIVISION - PLAYOFFS (DNQ)

| PLAYER | G-GS | MIN | FG-FGA | PCT | 3FG-FA | PCT | FT-FTA | PCT | OR | DR | TR | AST | PF-DQ | STL | BLK | PTS | AVG |
|--------------|-----------|--------------|------------------|-------------|----------------|-------------|------------------|-------------|------------|-------------|-------------|-------------|----------------|------------|------------|-------------|-------------|
| Robinson | 80-79 | 3114 | 669-1438 | .465 | 63-180 | .350 | 288-364 | .791 | 130 | 372 | 502 | 248 | 225-5 | 103 | 68 | 1689 | 21.1 |
| Baker | 78-78 | 3159 | 632-1251 | .505 | 15-54 | .278 | 358-521 | .687 | 267 | 537 | 804 | 211 | 275-8 | 81 | 112 | 1637 | 21.0 |
| Allen | 82-81 | 2532 | 390-908 | .430 | 117-298 | .393 | 205-249 | .823 | 97 | 229 | 326 | 210 | 218-0 | 75 | 10 | 1102 | 13.4 |
| Douglas | 79-79 | 2316 | 306-610 | .502 | 38-114 | .333 | 114-171 | .667 | 57 | 136 | 193 | 427 | 191-0 | 78 | 10 | 764 | 9.7 |
| Newman | 82-4 | 2060 | 246-547 | .450 | 34-98 | .347 | 189-247 | .765 | 66 | 120 | 186 | 116 | 257-4 | 73 | 17 | 715 | 8.7 |
| Gilliam | 80-25 | 2050 | 246-522 | .471 | 0-0 | — | 199-259 | .768 | 136 | 361 | 497 | 53 | 206-0 | 61 | 40 | 691 | 8.6 |
| Perry | 82-3 | 1595 | 217-458 | .474 | 49-137 | .358 | 79-106 | .745 | 24 | 100 | 124 | 247 | 117-0 | 98 | 3 | 562 | 6.9 |
| Lang | 52-52 | 1194 | 115-248 | .464 | 0-0 | — | 44-61 | .721 | 94 | 184 | 278 | 25 | 140-4 | 26 | 47 | 274 | 5.3 |
| Earl (TOT) | 47-0 | 500 | 67-180 | .372 | 0-5 | .000 | 54-84 | .643 | 35 | 61 | 96 | 20 | 61-0 | 15 | 28 | 188 | 4.0 |
| Earl (MIL) | 9-0 | 43 | 8-23 | .348 | 0-0 | — | 10-14 | .714 | 2 | 9 | 11 | 2 | 7-0 | 3 | 1 | 26 | 2.9 |
| Brown (TOT) | 70-1 | 757 | 78-154 | .506 | 1-6 | .167 | 47-70 | .671 | 41 | 107 | 148 | 28 | 100-1 | 9 | 22 | 204 | 2.9 |
| Brown (MIL) | 60-1 | 674 | 65-128 | .508 | 1-6 | .167 | 39-59 | .661 | 38 | 94 | 132 | 24 | 86-1 | 9 | 20 | 170 | 2.8 |
| Wolf | 56-7 | 525 | 40-89 | .449 | 1-7 | .143 | 14-19 | .737 | 32 | 80 | 112 | 20 | 105-0 | 14 | 11 | 95 | 1.7 |
| Respert | 14-0 | 83 | 6-19 | .316 | 1-9 | .111 | 7-7 | 1.000 | 3 | 4 | 7 | 8 | 5-0 | 0 | 0 | 20 | 1.4 |
| Tower | 5-1 | 72 | 3-8 | .375 | 0-0 | — | 1-8 | .125 | 2 | 7 | 9 | 1 | 12-0 | 2 | 1 | 7 | 1.4 |
| Carruth | 4-0 | 21 | 2-3 | .667 | 0-0 | — | 1-1 | 1.000 | 0 | 4 | 4 | 0 | 4-0 | 0 | 2 | 5 | 1.3 |
| Wood | 46-0 | 240 | 20-38 | .526 | 5-15 | .333 | 12-18 | .667 | 5 | 22 | 27 | 13 | 36-0 | 7 | 6 | 57 | 1.2 |
| Hancock | 9-0 | 39 | 2-6 | .333 | 0-0 | — | 0-0 | — | 1 | 4 | 5 | 4 | 7-0 | 2 | 0 | 4 | 0.4 |
| Martin | 3-0 | 13 | 0-7 | .000 | 0-2 | .000 | 0-0 | — | 1 | 0 | 1 | 1 | 1-0 | 0 | 0 | 0 | 0.0 |
| BUCKS | 82 | 19730 | 2967-6303 | .471 | 324-920 | .352 | 1560-2104 | .741 | 955 | 2263 | 3218 | 1610 | 1892-22 | 632 | 348 | 7818 | 95.3 |

HIGHLIGHTS:

- On June 19, 1996, Chris Ford is hired to replace Mike Dunleavy as head coach. Dunleavy retains his title as Vice President of Basketball Operations for the season, then resigns on April 26, 1997.
- Milwaukee's 33-49 record marked an eight-victory improvement over 1995-96.
- Vin Baker (21.0 points per game) and Glenn Robinson (21.1 points per game) scored 42.5% of the team's total points. Baker and Robinson were also the NBA's only teammates to each average 21 points.
- Baker's 10.3 rebounds per game make him the first Bucks player to average 20 points and 10 rebounds for a season since Abdul-Jabbar in 1974-75.
- Rookie Ray Allen scores the franchise's 100,000th field goal on January 18 at Atlanta.
- Glenn Robinson became the Bucks first NBA Player of the Week in six years when he took the honor for the week of January 6-12.

PLAYOFF RECORD:

- Did not qualify

HONORS:

- Vin Baker - NBA All-Star Team
- Ray Allen - NBA All-Rookie Second Team

1996-97 MILWAUKEE BUCKS

REGULAR SEASON DAY-BY-DAY

| Gm | Date | Opponent | W-L | Score | Record | Bucks High Scorer | Opp. High Scorer | Atten. |
|----|-------|-----------------|-----|--------------|--------|---------------------|-------------------------|---------|
| 1 | 11/1 | @ Philadelphia | W | 111-103 | 1-0 | Baker, 25 | Iverson, 30 | 20,444 |
| 2 | 11/2 | Boston | W | 124-102 | 2-0 | Newman/Robinson, 21 | Walker, 23 | 17,275 |
| 3 | 11/6 | Vancouver | W | 105-89 | 3-0 | Allen/Baker, 20 | Abdur-Rahim/Edwards,18 | 13,689 |
| 4 | 11/8 | @ Miami | L | 89-101 | 3-1 | Baker, 27 | Mourning, 23 | 15,200 |
| 5 | 11/9 | @ Charlotte | W | 100-98 | 4-1 | Baker, 28 | Curry, 23 | 24,042 |
| 6 | 11/12 | Phoenix | W | 99-89 (OT) | 5-1 | Baker, 32 | Cassell, 30 | 13,565 |
| 7 | 11/14 | @ Golden State | L | 86-95 | 5-2 | Baker, 32 | Smith/Sprewell, 26 | 14,414 |
| 8 | 11/15 | @ Sacramento | L | 99-103 | 5-3 | Robinson, 29 | Richmond, 30 | 17,317 |
| 9 | 11/17 | @ L.A. Clippers | L | 94-102 | 5-4 | Robinson, 31 | Rogers, 20 | 7,311 |
| 10 | 11/19 | Dallas | W | 100-97 | 6-4 | Gilliam/Newman, 27 | Kidd, 25 | 13,225 |
| 11 | 11/21 | Atlanta | L | 65-73 | 6-5 | 3 players, 13 | Laettner, 21 | 14,698 |
| 12 | 11/23 | Washington | L | 90-95 | 6-6 | Robinson, 33 | Howard, 23 | 16,508 |
| 13 | 11/25 | @ Orlando | W | 100-88 | 7-6 | Gilliam, 24 | Anderson, 25 | 17,248 |
| 14 | 11/27 | Cleveland | W | 92-75 | 8-6 | Baker/Robinson, 22 | Hill, 16 | 14,189 |
| 15 | 11/30 | Charlotte | L | 87-94 | 8-7 | Robinson, 27 | Rice, 23 | 16,327 |
| 16 | 12/3 | Chicago | L | 104-107 | 8-8 | Robinson, 21 | Jordan, 40 | 18,633* |
| 17 | 12/7 | @ Washington | W | 126-118 | 9-8 | Robinson, 44 | Webber, 26 | 18,756 |
| 18 | 12/8 | Boston | W | 100-87 | 10-8 | Baker, 24 | Wesley, 16 | 13,350 |
| 19 | 12/10 | Detroit | L | 85-93 | 10-9 | Baker, 28 | Dumars,29 | 13,202 |
| 20 | 12/12 | Seattle | W | 100-97 | 11-9 | Robinson, 32 | Payton, 31 | 16,355 |
| 21 | 12/14 | New Jersey | W | 101-91 | 12-9 | Baker/Robinson, 27 | Pack, 23 | 16,689 |
| 22 | 12/16 | @ Boston | W | 107-91 | 13-9 | Baker, 28 | Barros, 16 | 15,030 |
| 23 | 12/18 | L.A. Lakers | L | 105-111 | 13-10 | Robinson, 42 | O'Neal, 41 | 16,829 |
| 24 | 12/19 | @ Toronto | L | 93-96 | 13-11 | Baker, 21 | Stoudamire, 19 | 15,321 |
| 25 | 12/21 | Orlando | W | 103-85 | 14-11 | Robinson, 24 | Wilkins, 17 | 14,015 |
| 26 | 12/23 | @ Houston | W | 81-76 | 15-11 | Douglas, 19 | Olajuwon, 37 | 16,285 |
| 27 | 12/26 | Houston | L | 90-101 | 15-12 | Baker, 23 | Olajuwon, 29 | 18,717* |
| 28 | 12/27 | @ Cleveland | L | 86-94 | 15-13 | Baker, 23 | Brandon, 30 | 19,164 |
| 29 | 12/29 | Miami | L | 94-95 | 15-14 | Baker, 26 | Hardaway, 36 | 16,235 |
| 30 | 1/4 | Minnesota | L | 91-97 | 15-15 | Baker, 24 | Gugliotta, 25 | 17,218 |
| 31 | 1/5 | @ New York | L | 92-97 | 15-16 | Robinson, 25 | Ewing, 32 | 19,763 |
| 32 | 1/7 | @ Detroit | W | 86-76 | 16-16 | Baker, 25 | Hill, 24 | 17,224 |
| 33 | 1/8 | Utah | W | 119-112 (OT) | 17-16 | Robinson, 38 | Malone, 38 | 13,682 |
| 34 | 1/10 | Chicago | L | 101-116 | 17-17 | Robinson, 35 | Jordan, 33 | 18,717* |
| 35 | 1/12 | Golden State | W | 111-93 | 18-17 | Allen, 22 | Sprewell, 21 | 13,289 |
| 36 | 1/17 | @ Chicago | L | 73-100 | 18-18 | Baker, 36 | Jordan/Kukoc, 24 | 23,898 |
| 37 | 1/18 | @ Atlanta | L | 71-94 | 18-19 | Baker, 15 | Blaylock, 26 | 16,378 |
| 38 | 1/20 | @ Philadelphia | W | 114-104 | 19-19 | Robinson, 29 | Iverson, 31 | 13,223 |
| 39 | 1/21 | Indiana | L | 89-92 | 19-20 | Robinson, 29 | Smits, 25 | 14,278 |
| 40 | 1/23 | @ Orlando | L | 92-96 | 19-21 | Baker, 30 | Hardaway/Seikaly, 23 | 17,248 |
| 41 | 1/25 | @ Indiana | W | 88-86 | 20-21 | Robinson, 23 | Miller, 24 | 16,554 |
| 42 | 1/26 | San Antonio | W | 94-76 | 21-21 | Robinson, 19 | Herrera, 22 | 13,179 |
| 43 | 1/28 | Detroit | L | 84-93 | 21-22 | Baker, 18 | Hill, 22 | 14,487 |
| 44 | 1/31 | @ Charlotte | L | 95-102 | 21-23 | Allen, 22 | Rice, 43 | 24,042 |
| 45 | 2/1 | Philadelphia | L | 100-109 | 21-24 | Baker, 22 | Iverson, 23 | 18,486 |
| 46 | 2/4 | Cleveland | L | 78-79 | 21-25 | Perry, 16 | Brandon, 23 | 13,703 |
| 47 | 2/6 | @ Miami | W | 90-102 | 21-26 | Newman, 26 | Lenard, 38 | 14,518 |
| 48 | 2/11 | Toronto | W | 101-96 | 22-26 | Baker, 23 | Williams, 27 | 13,257 |
| 49 | 2/14 | @ Toronto | W | 106-102 | 23-26 | Robinson, 37 | Camby, 21 | 15,193 |
| 50 | 2/15 | Denver | W | 92-87 | 24-26 | Baker, 21 | L. Ellis, 22 | 16,278 |
| 51 | 2/17 | @ Washington | L | 93-95 | 24-27 | Gilliam, 17 | Howard, 30 | 18,756 |
| 52 | 2/20 | @ Dallas | W | 101-99 | 25-27 | Baker, 29 | Finley, 33 | 13,703 |
| 53 | 2/21 | @ San Antonio | L | 93-98 | 25-28 | Baker, 27 | Herrera, 24 | 13,829 |
| 54 | 2/23 | L.A. Clippers | L | 86-99 | 25-29 | Robinson, 25 | Martin, 19 | 15,416 |
| 55 | 2/26 | Atlanta | L | 72-79 | 25-30 | Robinson, 22 | Smith, 21 | 13,285 |
| 56 | 2/28 | @ Indiana | L | 85-104 | 25-31 | Robinson, 20 | Smits, 21 | 16,351 |
| 57 | 3/1 | Sacramento | L | 92-103 | 25-32 | Baker, 20 | Owens, 31 | 16,987 |
| 58 | 3/3 | @ Chicago | L | 90-108 | 25-33 | Robinson, 23 | Jordan, 31 | 23,894 |
| 59 | 3/4 | @ New York | L | 86-93 | 25-34 | Baker, 25 | Ewing/Johnson, 17 | 19,763 |
| 60 | 3/7 | @ Atlanta | L | 80-90 | 25-35 | Robinson, 26 | Mutombo/Smith, 20 | 14,906 |
| 61 | 3/8 | @ Cleveland | W | 90-82 | 26-35 | Baker, 25 | Brandon, 25 | 17,906 |
| 62 | 3/11 | Miami | L | 93-108 | 26-36 | Baker, 27 | Hardaway, 29 | 14,989 |
| 63 | 3/14 | Washington | L | 96-105 | 26-37 | Robinson, 22 | Webber, 26 | 16,652 |
| 64 | 3/16 | Indiana | W | 102-98 | 27-37 | Robinson, 30 | Smits, 24 | 16,927 |
| 65 | 3/17 | @ Boston | L | 117-126 | 27-38 | Robinson, 28 | Williams, 25 | 15,342 |
| 66 | 3/20 | Portland | L | 78-97 | 27-39 | Baker, 26 | C. Robinson/Wallace, 20 | 14,185 |
| 67 | 3/22 | New York | W | 80-79 | 28-39 | Gilliam, 20 | Ewing, 25 | 18,317 |
| 68 | 3/25 | @ Phoenix | L | 112-117 | 28-40 | Allen, 32 | Johnson, 28 | 19,023 |
| 69 | 3/26 | @ L.A. Lakers | L | 84-106 | 28-41 | Baker, 21 | Campbell, 31 | 17,505 |
| 70 | 3/28 | @ Utah | L | 96-101 | 28-42 | Douglas, 26 | Malone, 31 | 19,911 |
| 71 | 3/30 | @ Denver | L | 97-99 | 28-43 | Robinson, 30 | L. Ellis, 24 | 8,230 |
| 72 | 4/1 | @ Vancouver | W | 102-91 | 29-43 | Robinson, 25 | Abdur-Rahim, 26 | 17,193 |
| 73 | 4/3 | @ Seattle | L | 80-103 | 29-44 | Robinson, 15 | Payton, 22 | 17,072 |
| 74 | 4/4 | @ Portland | L | 93-108 | 29-45 | Robinson, 19 | Rider, 27 | 21,538 |
| 75 | 4/8 | Orlando | L | 82-97 | 29-46 | Robinson, 22 | Hardaway, 30 | 15,799 |
| 76 | 4/10 | @ New Jersey | L | 88-93 | 29-47 | Baker, 24 | Jackson, 24 | 16,666 |
| 77 | 4/11 | Philadelphia | W | 126-118 | 30-47 | Robinson, 40 | Iverson, 44 | 17,779 |
| 78 | 4/13 | New Jersey | W | 132-123 | 31-47 | Robinson, 25 | Kittles, 40 | 16,050 |
| 79 | 4/15 | Toronto | W | 92-85 | 32-47 | Robinson, 19 | Slater, 19 | 14,652 |
| 80 | 4/16 | @ Detroit | L | 85-92 | 32-48 | Robinson, 25 | Ratliff, 25 | 21,454 |
| 81 | 4/18 | @ Minnesota | L | 112-122 | 32-49 | Allen, 29 | Gugliotta, 22 | 19,006 |
| 82 | 4/20 | Charlotte | W | 120-100 | 33-49 | Baker, 31 | Rice, 21 | 14,886 |

* denotes sellout

GENERAL
INFO

FRONT
OFFICE

PLAYERS

2011-12
SEASON

STATS &
RECORDS

HISTORY

NBA

OPPONENTS

MEDIA

1997-98 MILWAUKEE BUCKS



BACK ROW: Ray Allen, Glenn Robinson, Tyrone Hill, Ervin Johnson, Andrew Lang, Armen Gilliam, Jerald Honeycutt, Jamie Feick.
MIDDLE ROW: General Manager Bob Weinbauer, Terrell Brandon, Michael Curry, Head Coach Chris Ford, Ricky Pierce, Litterial Green, Elliot Perry. **FRONT ROW:** Strength and Conditioning Coach Tim Wilson, Trainer Mark Pfeil, Assistant Coach Jim Todd, Assistant Coach Mike Woodson, Assistant Coach Dick Versace, Equipment and Team Facilities Manager Harold Lewis.

REGULAR SEASON (36-46) - 7TH, CENTRAL DIVISION - PLAYOFFS (DNQ)

| PLAYER | G-GS | MIN | FG-FGA | PCT | 3FG-FA | PCT | FT-FTA | PCT | OR | DR | TR | AST | PF-DQ | STL | BLK | PTS | AVG |
|--------------|-----------|--------------|------------------|-------------|----------------|-------------|------------------|-------------|-------------|-------------|-------------|-------------|----------------|------------|------------|-------------|-------------|
| Robinson | 56-56 | 2294 | 534-1136 | .470 | 25-65 | .385 | 215-266 | .808 | 82 | 225 | 307 | 158 | 164-2 | 69 | 34 | 1308 | 23.4 |
| Allen | 82-82 | 3287 | 563-1315 | .428 | 134-368 | .364 | 342-391 | .875 | 127 | 278 | 405 | 356 | 244-2 | 111 | 12 | 1602 | 19.5 |
| Brandon | 50-48 | 1784 | 339-731 | .464 | 31-93 | .333 | 132-156 | .846 | 23 | 153 | 176 | 387 | 120-1 | 111 | 17 | 841 | 16.8 |
| Gilliam | 82-25 | 2114 | 327-676 | .484 | 0-4 | .000 | 267-333 | .802 | 146 | 293 | 439 | 104 | 177-1 | 65 | 37 | 921 | 11.2 |
| Hill | 57-56 | 2064 | 208-418 | .498 | 0-1 | .000 | 155-255 | .608 | 212 | 396 | 608 | 88 | 230-8 | 67 | 30 | 571 | 10.0 |
| Johnson | 81-81 | 2261 | 253-471 | .537 | 0-0 | — | 143-238 | .601 | 242 | 443 | 685 | 59 | 321-7 | 79 | 158 | 649 | 8.0 |
| Perry | 81-33 | 1752 | 241-561 | .430 | 17-50 | .340 | 92-109 | .844 | 21 | 87 | 108 | 230 | 129-1 | 90 | 2 | 591 | 7.3 |
| Curry | 82-27 | 1978 | 196-418 | .469 | 4-9 | .444 | 147-176 | .835 | 26 | 72 | 98 | 137 | 218-1 | 56 | 14 | 543 | 6.6 |
| Honeycutt | 38-0 | 530 | 90-221 | .407 | 29-77 | .377 | 36-58 | .621 | 27 | 66 | 93 | 33 | 83-0 | 20 | 6 | 245 | 6.4 |
| Pierce | 39-0 | 442 | 52-143 | .364 | 4-13 | .308 | 43-52 | .827 | 19 | 26 | 45 | 34 | 35-0 | 9 | 0 | 151 | 3.9 |
| Smith | 7-0 | 80 | 8-24 | .333 | 0-4 | .000 | 3-4 | .750 | 4 | 3 | 7 | 10 | 7-0 | 5 | 2 | 19 | 2.7 |
| Lang | 57-0 | 692 | 54-143 | .378 | 0-1 | .000 | 44-57 | .772 | 56 | 97 | 153 | 16 | 101-0 | 18 | 27 | 152 | 2.7 |
| Feick | 45-2 | 450 | 39-90 | .433 | 4-13 | .308 | 20-41 | .488 | 45 | 79 | 124 | 16 | 67-0 | 25 | 17 | 102 | 2.3 |
| Breaux | 6-0 | 30 | 4-11 | .364 | 1-3 | .333 | 1-2 | .500 | 0 | 2 | 2 | 2 | 1-0 | 2 | 1 | 10 | 1.7 |
| Nordgaard | 13-0 | 48 | 5-18 | .278 | 0-0 | — | 8-9 | .889 | 4 | 10 | 14 | 3 | 7-0 | 2 | 0 | 18 | 1.4 |
| Green | 21-0 | 124 | 5-23 | .217 | 0-2 | .000 | 15-20 | .750 | 1 | 6 | 7 | 16 | 11-0 | 4 | 0 | 25 | 1.2 |
| BUCKS | 82 | 19930 | 2918-6399 | .456 | 249-703 | .354 | 1663-2167 | .767 | 1035 | 2236 | 3271 | 1649 | 1915-23 | 733 | 357 | 7748 | 94.5 |

HIGHLIGHTS:

- The 30th Anniversary Edition of the Milwaukee Bucks opened '97-98 with eight new faces, representing the single largest turnover in club history.
- The Bucks 36-46 record was a three-game improvement over the '96-97 season and marked the best record since the '90-91 squad that finished 48-34.
- The Bucks score a then-franchise-low 62 points at Chicago on Dec. 5, 1997.
- Bucks finished fifth in the NBA in free throw percentage (.767) and tenth in field goal percentage (.456).

PLAYOFF RECORD:

- Did not qualify

HONORS:

- None

1997-98 MILWAUKEE BUCKS

REGULAR SEASON DAY-BY-DAY

| Gm | Date | Opponent | W-L | Score | Record | Bucks High Scorer | Opp. High Scorer | Atten. |
|----|-------|-----------------|-----|---------------|--------|---------------------|------------------------|---------|
| 1 | 10/31 | @ Philadelphia | W | 103-88 | 1-0 | Allen, 29 | Jackson, 18 | 12,199 |
| 2 | 11/1 | New Jersey | L | 109-113 (OT) | 1-1 | Robinson,32 | Cassell, 33 | 18,717* |
| 3 | 11/4 | Orlando | W | 110-76 | 2-1 | Allen, 20 | Hardaway, 16 | 12,764 |
| 4 | 11/6 | Philadelphia | W | 100-93 | 3-1 | Brandon, 22 | Iverson, 33 | 13,851 |
| 5 | 11/8 | Boston | W | 105-96 | 4-1 | Robinson, 31 | Walker, 21 | 17,653 |
| 6 | 11/12 | @ Phoenix | L | 95-103 | 4-2 | Robinson, 31 | C.Robinson/Chapman, 21 | 19,023 |
| 7 | 11/13 | @ L.A. Clippers | W | 102-94 | 5-2 | Robinson, 32 | Murray, 25 | 4,300 |
| 8 | 11/15 | @ Vancouver | L | 94-109 | 5-3 | Brandon, 22 | Abdur-Rahim, 24 | 17,666 |
| 9 | 11/16 | @ Seattle | L | 99-119 | 5-4 | Allen, 21 | Baker, 20 | 17,072 |
| 10 | 11/18 | Detroit | W | 87-79 | 6-4 | Allen/Brandon, 21 | B. Williams, 28 | 13,065 |
| 11 | 11/20 | Indiana | L | 83-109 | 6-5 | Robinson, 18 | Best, 18 | 14,106 |
| 12 | 11/22 | @ Dallas | W | 83-82 | 7-5 | Brandon, 18 | Finley, 12 | 11,425 |
| 13 | 11/26 | Vancouver | W | 101-62 | 8-5 | Robinson, 25 | Abdur-Rahim, 19 | 15,126 |
| 14 | 11/28 | @ Orlando | L | 90-94 | 8-6 | Robinson, 29 | Price, 22 | 17,070 |
| 15 | 11/29 | @ Miami | W | 93-87 | 9-6 | Allen, 24 | Hardaway, 26 | 14,897 |
| 16 | 12/2 | Phoenix | L | 80-86 | 9-7 | Brandon, 23 | McCloud, 16 | 13,131 |
| 17 | 12/4 | Charlotte | W | 102-92 | 10-7 | Brandon, 24 | Rice, 27 | 13,898 |
| 18 | 12/5 | @ Chicago | L | 62-84 | 10-8 | Gilliam, 18 | Kukoc, 19 | 24,041 |
| 19 | 12/7 | Seattle | W | 97-91 | 11-8 | Allen/Brandon, 20 | Baker, 29 | 15,806 |
| 20 | 12/10 | @ Boston | L | 91-96 | 11-9 | Allen, 23 | Billups, 21 | 17,012 |
| 21 | 12/11 | Cleveland | L | 77-79 | 11-10 | Robinson, 20 | Person, 27 | 13,105 |
| 22 | 12/13 | Miami | L | 84-87 | 11-11 | Robinson, 28 | Austin, 22 | 15,803 |
| 23 | 12/17 | @ Charlotte | L | 90-99 | 11-12 | Allen/Robinson, 24 | Divac, 21 | 20,691 |
| 24 | 12/19 | @ Toronto | L | 91-92 | 11-13 | Gilliam, 23 | Stoudamire, 36 | 15,076 |
| 25 | 12/20 | New York | W | 98-78 | 12-13 | Allen, 35 | Houston, 15 | 15,955 |
| 26 | 12/22 | Washington | L | 79-110 | 12-14 | Robinson, 22 | Howard, 25 | 14,442 |
| 27 | 12/26 | Atlanta | W | 99-94 (OT) | 13-14 | Robinson, 30 | Henderson, 20 | 17,038 |
| 28 | 12/27 | @ New Jersey | L | 104-112 (2OT) | 13-15 | Robinson, 29 | Van Horn, 26 | 16,351 |
| 29 | 12/30 | Dallas | W | 105-98 (OT) | 14-15 | Robinson, 32 | Finley, 23 | 14,948 |
| 30 | 1/2 | @ Chicago | L | 100-114 | 14-16 | Robinson, 42 | Jordan, 44 | 23,897 |
| 31 | 1/3 | Boston | L | 99-106 | 14-17 | Robinson, 35 | Walker, 32 | 16,211 |
| 32 | 1/5 | @ Portland | W | 98-92 | 15-17 | Robinson, 26 | Sabonis, 32 | 19,215 |
| 33 | 1/7 | @ LA Lakers | L | 102-114 | 15-18 | Brandon, 15 | O'Neal, 38 | 15,483 |
| 34 | 1/8 | @ Utah | L | 109-116 | 15-19 | Brandon, 29 | Malone, 39 | 19,911 |
| 35 | 1/10 | Portland | W | 98-92 (OT) | 16-19 | Allen, 23 | Anderson, 31 | 16,131 |
| 36 | 1/12 | L.A. Clippers | W | 110-95 | 17-19 | Robinson, 33 | Murray, 20 | 13,174 |
| 37 | 1/14 | Golden State | W | 101-95 | 18-19 | Robinson, 31 | Marshall, 20 | 13,386 |
| 38 | 1/16 | Chicago | L | 86-96 | 18-20 | Allen, 27 | Jordan, 27 | 18,717* |
| 39 | 1/18 | San Antonio | L | 92-98 (OT) | 18-21 | Brandon, 21 | D. Robinson, 30 | 17,045 |
| 40 | 1/20 | @ Atlanta | L | 93-103 | 18-22 | Brandon, 22 | Henderson, 18 | 10,974 |
| 41 | 1/21 | @ Orlando | W | 91-84 | 19-22 | Robinson, 24 | Armstrong, 19 | 17,248 |
| 42 | 1/24 | Sacramento | W | 101-97 | 20-22 | Robinson, 26 | Richmond, 32 | 16,904 |
| 43 | 1/27 | Detroit | W | 83-81 | 21-22 | Gilliam, 15 | Dumars, 20 | 13,389 |
| 44 | 1/29 | @ New York | W | 115-112 (OT) | 22-22 | Robinson, 39 | Starks, 32 | 19,763 |
| 45 | 2/1 | @ Minnesota | W | 118-110 | 23-22 | Robinson, 29 | Garnett, 26 | 20,188 |
| 46 | 2/3 | New York | W | 82-78 | 24-22 | Brandon, 20 | Houston, 21 | 13,496 |
| 47 | 2/5 | Miami | L | 87-91 | 24-23 | Allen/Robinson, 25 | Mashburn, 25 | 15,788 |
| 48 | 2/10 | Atlanta | L | 100-108 | 24-24 | Allen, 28 | Smith, 27 | 13,621 |
| 49 | 2/11 | @ Detroit | L | 83-95 | 24-25 | Robinson, 25 | G. Hill, 21 | 16,220 |
| 50 | 2/14 | @ Cleveland | W | 99-93 | 25-25 | Robinson, 27 | Sura, 30 | 18,914 |
| 51 | 2/16 | @ New Jersey | L | 92-103 | 25-26 | Robinson, 30 | Kittles, 19 | 17,060 |
| 52 | 2/18 | @ Washington | W | 108-98 | 26-26 | Allen, 25 | Strickland, 33 | 18,152 |
| 53 | 2/20 | Toronto | W | 94-89 | 27-26 | Gilliam, 24 | Christie, 23 | 17,856 |
| 54 | 2/22 | Cleveland | W | 79-71 | 28-26 | Robinson, 29 | Kemp, 20 | 17,536 |
| 55 | 2/24 | L.A. Lakers | L | 81-98 | 28-27 | Allen, 19 | O'Neal, 21 | 18,717* |
| 56 | 2/26 | @ New York | L | 90-102 | 28-28 | Allen/Robinson, 26 | Houston, 19 | 19,763 |
| 57 | 3/4 | @ Philadelphia | L | 80-87 | 28-29 | Robinson, 21 | Coleman, 19 | 12,768 |
| 58 | 3/5 | Denver | W | 104-87 | 29-29 | Allen, 26 | Newman, 22 | 13,227 |
| 59 | 3/7 | Utah | L | 92-110 | 29-30 | Allen, 27 | Malone, 40 | 18,717* |
| 60 | 3/10 | Washington | L | 77-93 | 29-31 | Allen, 15 | Webber, 24 | 13,627 |
| 61 | 3/11 | @ Cleveland | L | 83-95 | 29-32 | Curry, 16 | Ilgasauskas, 18 | 14,294 |
| 62 | 3/13 | @ Indiana | L | 76-96 | 29-33 | Perry, 25 | Smits, 20 | 15,437 |
| 63 | 3/14 | Philadelphia | L | 89-93 | 29-34 | Allen, 23 | Smith, 27 | 16,947 |
| 64 | 3/16 | @ San Antonio | L | 85-96 | 29-35 | Honeycutt, 16 | Duncan, 25 | 19,543 |
| 65 | 3/17 | @ Houston | L | 91-96 | 29-36 | Allen/Gilliam, 20 | Maloney, 19 | 19,543 |
| 66 | 3/19 | @ Atlanta | L | 81-84 | 29-37 | Allen, 21 | Mutombo, 18 | 8,685 |
| 67 | 3/22 | Indiana | L | 94-96 (OT) | 29-38 | Allen, 25 | Miller, 32 | 18,717* |
| 68 | 3/24 | Houston | W | 118-108 | 30-38 | Allen, 33 | Olajuwon, 22 | 16,141 |
| 69 | 3/26 | @ Charlotte | L | 80-94 | 30-39 | Allen/Perry, 18 | Rice, 27 | 23,086 |
| 70 | 3/27 | @ Miami | L | 77-102 | 30-40 | Gilliam, 14 | Mourning, 34 | 15,200 |
| 71 | 3/29 | Chicago | L | 87-104 | 30-41 | Allen, 27 | Jordan, 30 | 18,717* |
| 72 | 3/31 | @ Golden State | W | 94-89 (OT) | 31-41 | Gilliam, 29 | Delk, 23 | 9,391 |
| 73 | 4/1 | @ Denver | W | 106-100 | 32-41 | Allen, 21 | Fortson, 24 | 11,101 |
| 74 | 4/3 | @ Sacramento | W | 87-86 | 33-41 | Honeycutt, 20 | Richmond, 23 | 13,287 |
| 75 | 4/5 | @ Indiana | L | 92-93 | 33-42 | Allen, 22 | Miller, 18 | 16,478 |
| 76 | 4/7 | Toronto | W | 114-105 | 34-42 | Allen, 28 | Christie, 20 | 13,288 |
| 77 | 4/8 | @ Toronto | W | 107-100 | 35-42 | Allen, 25 | Trent, 24 | 14,168 |
| 78 | 4/11 | New Jersey | L | 117-124 | 35-43 | Gilliam, 27 | Cassell, 29 | 16,375 |
| 79 | 4/14 | Charlotte | L | 82-104 | 35-44 | Gilliam/Johnson, 16 | Rice, 30 | 14,013 |
| 80 | 4/15 | @ Boston | W | 117-109 | 36-44 | Brandon, 22 | Walker, 24 | 18,624 |
| 81 | 4/17 | @ Detroit | L | 102-108 | 36-45 | Allen/Curry, 25 | G. Hill, 31 | 22,076 |
| 82 | 4/18 | Minnesota | L | 109-111 | 36-46 | Allen, 40 | Wheat, 19 | 16,886 |

* denotes sellout

GENERAL
INFO

FRONT
OFFICE

PLAYERS

2011-12
SEASON

STATS &
RECORDS

HISTORY

NBA

OPPONENTS

MEDIA

1998-99 MILWAUKEE BUCKS



BACK ROW: Glenn Robinson, Tim Thomas, Scott Williams, Ervin Johnson, Paul Grant, Armen Gilliam, Chris Gatling, Robert Traylor, Sam Cassell. **MIDDLE ROW:** Assistant Video Coordinator/Scout Chris Gilmartin, President Herb Kohl, Michael Curry, Ray Allen, Head Coach George Karl, Vinny Del Negro, Dell Curry, Haywoode Workman, General Manager Bob Weinbauer, Video Coordinator/Scout Bob Peterson. **FRONT ROW:** Assistant Coach Mike Thibault, Scout/Assistant Mike McNeive, Assistant Coach Ron Adams, Assistant Coach Mike Woodson, Assistant Coach Terry Stotts, Director of Player Personnel Larry Harris, Strength and Conditioning Coach Tim Wilson, Trainer Mark Pfeil, Equipment and Team Facilities Manager Harold Lewis. **NOT PRESENT:** Assistant Director of Player Personnel Dan Kohl, Director of Scouting Dave Babcock.

REGULAR SEASON (28-22) - 4TH, CENTRAL DIVISION - PLAYOFFS (0-3)

| PLAYER | G-GS | MIN | FG-FGA | PCT | 3FG-FA | PCT | FT-FTA | PCT | OR | DR | TR | AST | PF-DQ | STL | BLK | PTS | AVG |
|----------------|-----------|--------------|------------------|-------------|----------------|-------------|-----------------|-------------|------------|-------------|-------------|-------------|---------------|------------|------------|-------------|-------------|
| Robinson | 47-47 | 1579 | 347-756 | .459 | 31-79 | .392 | 140-161 | .870 | 73 | 203 | 276 | 100 | 114-1 | 46 | 41 | 865 | 18.4 |
| R. Allen | 50-50 | 1719 | 303-673 | .450 | 74-208 | .356 | 176-195 | .903 | 57 | 155 | 212 | 178 | 117-0 | 53 | 7 | 856 | 17.1 |
| Cassell (TOT) | 8-3 | 199 | 39-93 | .419 | 2-10 | .200 | 47-50 | .940 | 5 | 10 | 15 | 36 | 22-1 | 9 | 0 | 127 | 15.9 |
| Cassell (MIL) | 4-0 | 99 | 18-44 | .409 | 1-3 | .333 | 18-19 | .947 | 4 | 5 | 9 | 17 | 9-0 | 6 | 0 | 55 | 13.8 |
| Brandon | 15-14 | 505 | 85-208 | .409 | 7-28 | .250 | 26-31 | .839 | 11 | 42 | 53 | 104 | 25-0 | 24 | 3 | 203 | 13.5 |
| D. Curry | 42-0 | 864 | 163-336 | .485 | 69-145 | .476 | 28-34 | .824 | 18 | 67 | 85 | 48 | 42-0 | 36 | 3 | 423 | 10.1 |
| Hill | 17-17 | 517 | 50-118 | .424 | 0-0 | — | 46-81 | .568 | 51 | 83 | 134 | 17 | 68-0 | 18 | 8 | 146 | 8.6 |
| Gilliam | 34-5 | 668 | 101-223 | .453 | 0-1 | .000 | 79-101 | .782 | 33 | 93 | 126 | 19 | 48-0 | 22 | 12 | 281 | 8.3 |
| Thomas (TOT) | 50-26 | 812 | 132-279 | .473 | 21-68 | .309 | 73-112 | .652 | 49 | 77 | 126 | 46 | 107-2 | 26 | 12 | 358 | 7.2 |
| Thomas (MIL) | 33-26 | 624 | 105-212 | .495 | 16-49 | .327 | 54-88 | .614 | 42 | 51 | 93 | 31 | 86-2 | 23 | 9 | 280 | 8.5 |
| Workman | 29-29 | 815 | 73-170 | .429 | 17-47 | .362 | 37-47 | .787 | 14 | 88 | 102 | 172 | 53-0 | 32 | 1 | 200 | 6.9 |
| Del Negro | 48-7 | 1093 | 114-270 | .422 | 13-30 | .433 | 40-50 | .800 | 14 | 88 | 102 | 174 | 62-0 | 33 | 3 | 281 | 5.9 |
| Gatling (TOT) | 48-3 | 775 | 117-265 | .442 | 1-8 | .125 | 37-93 | .398 | 52 | 127 | 179 | 32 | 118-0 | 32 | 10 | 272 | 5.7 |
| Gatling (MIL) | 30-1 | 494 | 81-168 | .482 | 1-7 | .143 | 25-69 | .362 | 31 | 83 | 114 | 20 | 78-0 | 24 | 6 | 188 | 6.3 |
| Traylor | 49-43 | 786 | 108-201 | .537 | 0-1 | .000 | 43-80 | .538 | 80 | 102 | 182 | 38 | 140-4 | 44 | 44 | 259 | 5.3 |
| Johnson | 50-7 | 1027 | 96-189 | .508 | 0-0 | — | 64-105 | .610 | 120 | 200 | 320 | 19 | 151-1 | 29 | 57 | 256 | 5.1 |
| M. Curry | 50-4 | 1146 | 90-206 | .437 | 1-15 | .067 | 63-79 | .797 | 19 | 89 | 108 | 78 | 135-0 | 42 | 7 | 244 | 4.9 |
| Perry | 5-0 | 47 | 9-17 | .529 | 1-1 | 1.000 | 1-2 | .500 | 1 | 7 | 8 | 12 | 3-0 | 4 | 0 | 20 | 4.0 |
| Williams (TOT) | 7-0 | 46 | 5-17 | .294 | 0-0 | — | 4-7 | .571 | 3 | 11 | 14 | 1 | 9-0 | 2 | 1 | 14 | 2.0 |
| Williams (MIL) | 5-0 | 29 | 5-15 | .333 | 0-0 | — | 4-7 | .571 | 2 | 10 | 12 | 0 | 5-0 | 1 | 1 | 14 | 2.8 |
| Honeycutt | 3-0 | 12 | 2-5 | .400 | 0-3 | .000 | 1-2 | .500 | 0 | 1 | 1 | 0 | 6-0 | 1 | 0 | 5 | 1.7 |
| Jordan | 4-0 | 18 | 2-4 | .500 | 0-2 | .000 | 2-4 | .500 | 0 | 0 | 0 | 3 | 0-0 | 3 | 0 | 6 | 1.5 |
| Grant (TOT) | 6-0 | 13 | 2-6 | .333 | 0-0 | — | 0-0 | — | 1 | 0 | 1 | 0 | 4-0 | 1 | 0 | 4 | 0.7 |
| Grant (MIL) | 2-0 | 5 | 1-2 | .500 | 0-0 | — | 0-0 | — | 0 | 0 | 0 | 0 | 0-0 | 1 | 0 | 2 | 1.0 |
| Feick | 2-0 | 3 | 0-1 | .000 | 0-0 | — | 0-0 | — | 0 | 2 | 2 | 0 | 0-0 | 0 | 0 | 0 | 0.0 |
| BUCKS | 50 | 12050 | 1753-3818 | .459 | 231-619 | .373 | 847-1155 | .733 | 570 | 1369 | 1939 | 1030 | 1142-8 | 442 | 202 | 4584 | 91.7 |

HIGHLIGHTS:

- On August 29, the Bucks hire George Karl to become the seventh head coach in Milwaukee Bucks history.
- A prolonged NBA lockout results in a 50-game season, beginning on Feb. 6, 1999.
- At the trade deadline, on March 11, 1999, the Bucks acquire Sam Cassell and Chris Gatling from New Jersey and Paul Grant from Minnesota in a three-team deal. Milwaukee also receives Tim Thomas and Scott Williams from Philadelphia in exchange for Tyrone Hill and Jerald Honeycutt.
- The Bucks finish the season with their best winning percentage (.560) since the 1990-91 season.
- George Karl moved into 20th place all-time in coaching victories (531) and had the best first-year finish of any head coach in the 31-year history of the franchise.
- The Bucks lead the NBA in three-point accuracy, as Dell Curry leads the NBA with a career-high .476.
- Robert "Tractor" Traylor leads all rookies in field goal percentage (.537).

PLAYOFF RECORD:

- Lost to Indiana, First Round, 0-3

HONORS:

- None

1998-99 MILWAUKEE BUCKS

REGULAR SEASON DAY-BY-DAY

| Gm | Date | Opponent | W-L | Score | Record | Bucks High Scorer | Opp. High Scorer | Atten. |
|----|------|----------------|-----|--------------|--------|--------------------|----------------------|---------|
| 1 | 2/6 | @ Charlotte | W | 113-107 (OT) | 1-0 | Allen/Robinson, 25 | Phills, 18 | 18,820 |
| 2 | 2/9 | @ Toronto | W | 91-77 | 2-0 | Allen, 17 | Carter, 22 | 14,577 |
| 3 | 2/11 | New Jersey | W | 95-75 | 3-0 | Allen, 19 | Burrell, 17 | 18,031 |
| 4 | 2/14 | @ Orlando | L | 82-85 | 3-1 | Brandon, 20 | Hardaway, 18 | 15,914 |
| 5 | 2/16 | @ Philadelphia | W | 93-92 | 4-1 | Robinson, 18 | Iverson, 23 | 10,976 |
| 6 | 2/17 | Chicago | W | 91-83 | 5-1 | Brandon, 17 | Kukoc, 20 | 14,682 |
| 7 | 2/19 | @ Toronto | L | 82-90 | 5-2 | D. Curry, 17 | Christie, 20 | 14,888 |
| 8 | 2/20 | Indiana | L | 80-82 | 5-3 | Robinson, 31 | Miller, 20 | 18,173 |
| 9 | 2/23 | @ Chicago | W | 90-88 | 6-3 | Robinson, 24 | Kukoc, 19 | 22,302 |
| 10 | 2/26 | @ Denver | L | 95-96 | 6-4 | Robinson, 19 | Billups, 18 | 10,926 |
| 11 | 2/28 | Philadelphia | L | 76-87 | 6-5 | Allen, 16 | Iverson, 25 | 17,586 |
| 12 | 3/2 | @ New Jersey | W | 94-86 | 7-5 | Allen, 19 | Van Horn, 27 | 15,180 |
| 13 | 3/3 | Golden State | W | 106-78 | 8-5 | Hill, 20 | Starks, 16 | 12,136 |
| 14 | 3/5 | New York | W | 88-87 | 9-5 | Robinson, 19 | Ewing, 24 | 16,843 |
| 15 | 3/8 | Chicago | W | 81-76 | 10-5 | Allen, 17 | Barry, 19 | 12,085 |
| 16 | 3/9 | @ New York | W | 87-86 | 11-5 | Robinson, 27 | L. Johnson, 19 | 19,763 |
| 17 | 3/10 | Seattle | W | 101-97 | 12-5 | Robinson, 22 | Payton, 21 | 15,692 |
| 18 | 3/12 | @ Indiana | L | 104-109 | 12-6 | Robinson, 30 | Miller, 22 | 16,580 |
| 19 | 3/14 | @ Washington | L | 86-98 | 12-7 | Allen, 22 | Richmond, 23 | 14,353 |
| 20 | 3/15 | New York | L | 102-108 | 12-8 | Allen, 29 | Sprewell, 28 | 14,738 |
| 21 | 3/16 | Phoenix | L | 92-110 | 12-9 | D. Curry, 18 | C. Robinson, 20 | 13,316 |
| 22 | 3/18 | Boston | W | 99-83 | 13-9 | Robinson, 23 | Walker, 16 | 13,724 |
| 23 | 3/20 | @ Atlanta | W | 83-77 | 14-9 | Robinson, 21 | Crawford, 15 | 12,225 |
| 24 | 3/21 | Charlotte | L | 87-94 | 14-10 | Robinson, 19 | Jones, 23 | 13,974 |
| 25 | 3/22 | Detroit | W | 115-86 | 15-10 | Allen, 19 | Laettner, 17 | 13,187 |
| 26 | 3/24 | Miami | L | 76-84 | 15-11 | Robinson, 17 | Hardaway, 22 | 17,126 |
| 27 | 3/26 | @ Detroit | L | 85-90 | 15-12 | Allen, 29 | Stackhouse, 34 | 18,873 |
| 28 | 3/28 | @ Minnesota | W | 94-85 | 16-12 | Workman, 19 | Mitchell, 20 | 18,449 |
| 29 | 3/30 | Washington | W | 107-105 | 17-12 | Allen, 25 | Richmond, 23 | 15,196 |
| 30 | 3/31 | @ Charlotte | W | 102-94 | 18-12 | Allen, 20 | Recasner, 26 | 17,552 |
| 31 | 4/2 | @ Boston | W | 84-83 | 19-12 | Allen, 19 | Walker, 23 | 18,128 |
| 32 | 4/4 | @ Cleveland | L | 74-98 | 19-13 | Thomas, 16 | Person, 20 | 12,041 |
| 33 | 4/6 | @ Philadelphia | L | 87-95 | 19-14 | Robinson, 22 | Iverson, 27 | 16,055 |
| 34 | 4/7 | Cleveland | W | 99-91 | 20-14 | Robinson, 33 | Kemp, 23 | 16,809 |
| 35 | 4/9 | @ Orlando | L | 83-95 | 20-15 | Allen, 21 | Hardaway, 26 | 16,854 |
| 36 | 4/11 | @ Miami | L | 92-95 | 20-16 | Allen, 25 | Mashburn, 25 | 15,200 |
| 37 | 4/13 | Atlanta | W | 91-84 | 21-16 | D. Curry, 20 | Mutombo, 21 | 12,974 |
| 38 | 4/14 | Miami | W | 98-86 | 22-16 | Allen, 31 | Mourning, 30 | 14,395 |
| 39 | 4/16 | Charlotte | L | 94-95 | 22-17 | Allen, 21 | Jones, 23 | 18,010 |
| 40 | 4/18 | @ Chicago | L | 77-79 | 22-18 | Allen, 19 | Kukoc, 22 | 22,296 |
| 41 | 4/20 | Orlando | W | 95-83 | 23-18 | Allen/Robinson, 18 | Hardaway, 17 | 14,289 |
| 42 | 4/21 | @ Indiana | L | 100-108 (OT) | 23-19 | Robinson, 27 | Rose, 25 | 16,550 |
| 43 | 4/23 | Cleveland | W | 79-75 | 24-19 | Robinson, 26 | Henderson/Person, 19 | 17,742 |
| 44 | 4/25 | @ Atlanta | L | 70-85 | 24-20 | Allen, 21 | Mutombo, 18 | 8,796 |
| 45 | 4/26 | Washington | W | 99-91 | 25-20 | Robinson, 31 | Thorpe, 18 | 13,201 |
| 46 | 4/28 | Toronto | W | 115-102 | 26-20 | Thomas, 21 | Brown, 29 | 15,463 |
| 47 | 4/30 | Detroit | L | 76-81 | 26-21 | Johnson, 12 | Dumars, 20 | 18,717* |
| 48 | 5/1 | @ Boston | W | 88-79 | 27-21 | Allen, 26 | Mercer, 21 | 18,089 |
| 49 | 5/4 | Toronto | W | 99-86 | 28-21 | Allen, 19 | Carter, 26 | 13,859 |
| 50 | 5/5 | @ New Jersey | L | 107-115 | 28-22 | Allen, 22 | Marbury, 41 | 15,764 |

* denotes sellout

GENERAL
INFO

FRONT
OFFICE

PLAYERS

2011-12
SEASON

STATS &
RECORDS

HISTORY

NBA

OPPONENTS

MEDIA

1999-00 MILWAUKEE BUCKS



BACK ROW: Assistant Coach Mike Thibault, Assistant Coach Don Newman, Assistant Coach Ron Adams, Assistant Coach Terry Stotts, Scout/Assistant Mike McNeive, Trainer Mark Pfeil, Equipment and Team Facilities Manager Harold Lewis, Strength and Conditioning Coach Tim Wilson. **MIDDLE ROW:** General Manager Ernie Grunfeld, Rafer Alston, Ray Allen, Glenn Robinson, Sam Cassell, Vinny Del Negro, President Herb Kohl. **FRONT ROW:** Mirsad Turkcan, Danny Manning, J.R. Reid, Scott Williams, Head Coach George Karl, Ervin Johnson, Tim Thomas, Robert Taylor, Darvin Ham.

REGULAR SEASON (42-40) - 5TH, CENTRAL DIVISION - PLAYOFFS (2-3)

| PLAYER | G-GS | MIN | FG-FGA | PCT | 3FG-FA | PCT | FT-FTA | PCT | OR | DR | TR | AST | PF-DQ | STL | BLK | PTS | AVG |
|---------------|-----------|--------------|------------------|-------------|-----------------|-------------|------------------|-------------|-------------|-------------|-------------|-------------|----------------|------------|------------|-------------|--------------|
| Allen | 82-82 | 3070 | 642-1411 | .455 | 172-407 | .423 | 353-398 | .887 | 83 | 276 | 359 | 308 | 187-1 | 110 | 19 | 1809 | 22.1 |
| Robinson | 81-81 | 2909 | 69-1461 | .472 | 86-237 | .363 | 227-283 | .802 | 107 | 378 | 485 | 193 | 212-3 | 78 | 41 | 1693 | 20.9 |
| Cassell | 81-81 | 2899 | 545-1170 | .466 | 26-90 | .289 | 390-445 | .876 | 69 | 232 | 301 | 729 | 255-5 | 102 | 8 | 1506 | 18.6 |
| Thomas | 80-1 | 2093 | 347-753 | .461 | 63-182 | .346 | 188-243 | .774 | 100 | 232 | 332 | 113 | 227-3 | 59 | 31 | 945 | 11.8 |
| Williams | 68-6 | 1488 | 213-426 | .500 | 0-0 | — | 94-129 | .729 | 177 | 271 | 448 | 28 | 230-3 | 40 | 66 | 520 | 7.6 |
| Ellis | 18-0 | 324 | 47-101 | .465 | 23-65 | .354 | 6-9 | .667 | 7 | 27 | 34 | 6 | 23-0 | 6 | 0 | 123 | 6.8 |
| Del Negro | 67-0 | 1211 | 153-325 | .471 | 8-24 | .333 | 35-39 | .897 | 9 | 98 | 107 | 160 | 81-0 | 36 | 0 | 349 | 5.2 |
| Ham | 35-21 | 792 | 71-128 | .555 | 0-1 | .000 | 35-78 | .449 | 85 | 87 | 172 | 42 | 102-1 | 29 | 29 | 17 | 5.1 |
| Johnson | 80-74 | 2129 | 144-279 | .516 | 0-1 | .000 | 95-157 | .605 | 233 | 415 | 648 | 44 | 298-6 | 81 | 127 | 383 | 4.8 |
| Manning | 72-0 | 1217 | 149-339 | .440 | 1-4 | .250 | 34-52 | .654 | 50 | 158 | 208 | 73 | 183-2 | 62 | 29 | 333 | 4.6 |
| Reid | 34-7 | 602 | 53-127 | .417 | 1-7 | .143 | 43-56 | .768 | 29 | 88 | 117 | 18 | 81-2 | 19 | 5 | 150 | 4.4 |
| Traylor | 44-16 | 447 | 58-122 | .475 | 0-4 | .000 | 41-68 | .603 | 50 | 65 | 115 | 20 | 79-0 | 25 | 25 | 157 | 3.6 |
| Workman | 23-1 | 248 | 23-62 | .371 | 11-29 | .379 | 9-13 | .692 | 1 | 16 | 17 | 44 | 23-0 | 11 | 0 | 66 | 2.9 |
| Alston | 27-0 | 361 | 27-95 | .284 | 3-14 | .214 | 3-4 | .750 | 5 | 18 | 23 | 70 | 29-0 | 12 | 0 | 60 | 2.2 |
| Turkcan (TOT) | 17-0 | 90 | 14-38 | .368 | 0-6 | .000 | 5-8 | .625 | 13 | 20 | 33 | 5 | 14-0 | 3 | 1 | 33 | 1.9 |
| Turkcan (MIL) | 10-0 | 65 | 12-28 | .429 | 0-4 | .000 | 5-8 | .625 | 11 | 12 | 23 | 4 | 10-0 | 1 | 1 | 29 | 2.9 |
| BUCKS | 82 | 19855 | 3174-6827 | .465 | 394-1069 | .369 | 1558-1982 | .786 | 1016 | 2373 | 3389 | 1852 | 2020-26 | 671 | 381 | 8300 | 101.2 |

HIGHLIGHTS:

- The Bucks hit 13 treys in a 137-87 win over Charlotte on Jan. 10, 2000. The win marks the fifth time in team history that the Bucks have won by 50 or more.
- The Bucks compile a 19-22 road record, their best since 1985-86.
- Milwaukee goes a combined 6-0 vs. teams from the state of Texas.
- The Bucks boast two All-Stars (Glenn Robinson, Ray Allen) for the first time since 1990-91.
- The Bucks trio of Allen, Robinson and Sam Cassell combines for 5,008 points, or 60.3 percent of the Bucks total. Only Lakers trio of Bryant, O'Neal and Rice score more.
- On Jan. 17, 2000, George Karl becomes the fastest Bucks coach to reach 50 wins (89 games).
- The Bucks 100-87 win vs. Indiana in Game 4 on May 1, 2000, comes exactly 10 years after the Bucks last Bradley Center postseason win.

PLAYOFF RECORD:

- Lost to Indiana, First Round, 2-3

HONORS:

- Ray Allen – NBA All-Star Team
- Glenn Robinson – NBA All-Star Team

1999-00 MILWAUKEE BUCKS

REGULAR SEASON DAY-BY-DAY

| Gm | Date | Opponent | W-L | Score | Record | Bucks High Scorer | Opp. High Scorer | Atten. |
|----|-------|-----------------|-----|---------------|--------|----------------------|------------------|---------|
| 1 | 11/2 | @ Houston | W | 98-93 | 1-0 | Cassell, 35 | Francis, 14 | 14,491 |
| 2 | 11/4 | @ Atlanta | W | 119-109 | 2-0 | Allen, 31 | Jackson, 19 | 18,514 |
| 3 | 11/6 | Detroit | W | 121-111 | 3-0 | Cassell, 28 | Stackhouse, 20 | 18,374 |
| 4 | 11/8 | @ New York | L | 101-111 (OT) | 3-1 | Robinson, 23 | Houston, 30 | 19,763 |
| 5 | 11/10 | @ Charlotte | L | 111-117 | 3-2 | Allen/Robinson, 24 | Jones, 33 | 15,769 |
| 6 | 11/12 | Phoenix | W | 107-92 | 4-2 | Robinson, 27 | Hardaway, 19 | 16,137 |
| 7 | 11/13 | @ Cleveland | L | 112-117 | 4-3 | Robinson, 32 | Sura, 23 | 18,640 |
| 8 | 11/16 | LA Clippers | W | 101-93 | 5-3 | Robinson, 24 | Anderson, 27 | 12,465 |
| 9 | 11/18 | San Antonio | W | 99-88 | 6-3 | Allen, 26 | Duncan, 29 | 15,184 |
| 10 | 11/20 | Utah | L | 100-111 | 6-4 | Allen, 23 | Malone, 40 | 18,027 |
| 11 | 11/21 | @ Detroit | L | 94-113 | 6-5 | Allen, 33 | Hill, 31 | 13,163 |
| 12 | 11/24 | Chicago | W | 102-95 | 7-5 | Robinson, 22 | Brand, 16 | 14,209 |
| 13 | 11/26 | @ Boston | W | 114-112 | 8-5 | Cassell, 28 | Walker, 27 | 18,027 |
| 14 | 11/27 | Philadelphia | L | 79-82 | 8-6 | Allen, 23 | Snow, 18 | 15,216 |
| 15 | 12/2 | New York | L | 80-84 | 8-7 | Allen, 25 | Houston, 25 | 14,365 |
| 16 | 12/4 | @ Chicago | W | 92-91 | 9-7 | Cassell, 23 | Artest, 21 | 22,188 |
| 17 | 12/5 | Dallas | W | 103-97 | 10-7 | Allen, 20 | Finley, 29 | 12,214 |
| 18 | 12/7 | Detroit | L | 112-116 | 10-8 | Robinson, 30 | Hill, 31 | 12,847 |
| 19 | 12/8 | @ New Jersey | L | 90-107 | 10-9 | Robinson, 25 | Marbury, 25 | 12,366 |
| 20 | 12/10 | @ Toronto | W | 107-91 | 11-9 | Cassell/Robinson, 22 | Carter, 25 | 17,963 |
| 21 | 12/11 | Denver | L | 99-101 | 11-10 | Allen, 25 | Van Exel, 27 | 15,862 |
| 22 | 12/15 | @ Orlando | W | 116-99 | 12-10 | Allen, 29 | 2 players, 15 | 12,308 |
| 23 | 12/16 | @ Miami | W | 96-95 | 13-10 | Allen, 28 | Lenard, 29 | 14,503 |
| 24 | 12/18 | Indiana | W | 109-95 | 14-10 | Robinson, 24 | Miller, 21 | 15,236 |
| 25 | 12/20 | @ Phoenix | L | 101-108 | 14-11 | Allen, 31 | Rogers, 24 | 18,656 |
| 26 | 12/21 | @ Sacramento | L | 95-108 | 14-12 | Cassell, 20 | Williams, 28 | 17,317 |
| 27 | 12/23 | @ San Antonio | W | 94-91 | 15-12 | Cassell, 27 | Duncan, 18 | 22,581 |
| 28 | 12/26 | Miami | W | 93-85 | 16-12 | Robinson, 30 | Mourning, 25 | 15,075 |
| 29 | 12/29 | @ Charlotte | L | 105-109 | 16-13 | Robinson, 36 | Coleman, 27 | 17,134 |
| 30 | 12/30 | Cleveland | W | 91-90 | 17-13 | Cassell, 20 | Sura, 19 | 16,329 |
| 31 | 1/3 | @ Philadelphia | L | 120-124 (OT) | 17-14 | Allen/Robinson, 25 | Iverson, 45 | 14,886 |
| 32 | 1/4 | Atlanta | W | 116-113 | 18-14 | Robinson, 36 | Jackson, 30 | 12,739 |
| 33 | 1/6 | @ Detroit | L | 95-101 | 18-15 | Robinson, 31 | Hill, 31 | 14,233 |
| 34 | 1/8 | Washington | W | 130-129 (2OT) | 19-15 | Robinson, 34 | Murray, 27 | 15,612 |
| 35 | 1/10 | Charlotte | W | 137-87 | 20-15 | Allen, 26 | Wesley, 23 | 13,159 |
| 36 | 1/12 | LA Lakers | L | 94-103 | 20-16 | Allen, 25 | O'Neal, 27 | 18,717* |
| 37 | 1/14 | @ Toronto | L | 110-115 | 20-17 | Robinson, 37 | Carter, 47 | 19,246 |
| 38 | 1/15 | Toronto | W | 118-97 | 21-17 | Allen, 33 | Christie, 31 | 18,717* |
| 39 | 1/17 | @ Atlanta | W | 107-101 | 22-17 | Cassell, 31 | Henderson, 20 | 19,445 |
| 40 | 1/19 | @ Indiana | L | 84-106 | 22-18 | Robinson, 25 | Miller, 29 | 18,345 |
| 41 | 1/20 | Seattle | L | 96-104 | 22-19 | Robinson, 21 | Baker, 31 | 14,087 |
| 42 | 1/26 | Sacramento | W | 112-104 | 23-19 | Allen, 22 | Anderson, 24 | 16,931 |
| 43 | 1/28 | @ L.A. Lakers | L | 89-117 | 23-20 | Cassell, 18 | O'Neal, 30 | 18,997 |
| 44 | 1/29 | @ Seattle | W | 101-99 | 24-20 | Robinson, 24 | Payton, 29 | 15,839 |
| 45 | 1/31 | @ Vancouver | W | 92-87 | 25-20 | Robinson, 25 | Reeves, 22 | 12,398 |
| 46 | 2/2 | @ Denver | L | 112-135 | 25-21 | Allen, 22 | Van Exel, 28 | 12,365 |
| 47 | 2/3 | @ Utah | W | 102-99 | 26-21 | Allen, 36 | Malone, 28 | 19,871 |
| 48 | 2/5 | Toronto | L | 95-98 | 26-22 | Robinson, 29 | Carter, 39 | 18,717* |
| 49 | 2/7 | Portland | L | 111-115 | 26-23 | Robinson, 27 | Smith, 24 | 15,389 |
| 50 | 2/9 | New York | L | 103-109 | 26-24 | Allen, 24 | Sprewell, 27 | 15,347 |
| 51 | 2/15 | @ Dallas | W | 112-99 | 27-24 | Robinson, 29 | Bradley, 20 | 11,912 |
| 52 | 2/17 | Indiana | L | 90-92 | 27-25 | Cassell, 23 | Miller, 23 | 14,376 |
| 53 | 2/19 | Vancouver | L | 100-111 | 27-26 | Allen, 32 | Dickerson, 26 | 17,109 |
| 54 | 2/22 | @ Washington | L | 101-126 | 27-27 | Allen, 17 | Richmond, 26 | 11,413 |
| 55 | 2/23 | Golden State | L | 86-91 | 27-28 | Allen/Robinson, 24 | Marshall, 37 | 12,864 |
| 56 | 2/25 | Philadelphia | L | 83-97 | 27-29 | Robinson, 24 | Iverson, 25 | 15,672 |
| 57 | 2/27 | Orlando | W | 102-95 | 28-29 | Allen, 26 | Garrity, 32 | 15,726 |
| 58 | 3/2 | @ New York | L | 94-109 | 28-30 | Thomas, 26 | Sprewell, 32 | 19,763 |
| 59 | 3/4 | Minnesota | L | 84-91 | 28-31 | Allen, 28 | Brandon, 22 | 17,632 |
| 60 | 3/6 | Atlanta | W | 111-78 | 29-31 | Cassell, 21 | Wright, 18 | 12,365 |
| 61 | 3/8 | @ Boston | L | 101-112 | 29-32 | Allen, 28 | Walker, 30 | 15,860 |
| 62 | 3/10 | New Jersey | L | 80-108 | 29-33 | Thomas, 19 | Burrell, 19 | 13,962 |
| 63 | 3/12 | Cleveland | W | 103-72 | 30-33 | Thomas, 22 | Murray, 16 | 14,016 |
| 64 | 3/14 | @ Miami | L | 104-108 | 30-34 | Allen, 26 | Mashburn, 28 | 15,836 |
| 65 | 3/16 | Houston | W | 106-96 | 31-34 | Allen, 28 | Francis, 22 | 13,658 |
| 66 | 3/18 | @ New Jersey | L | 90-92 (OT) | 31-35 | Thomas, 23 | Van Horn, 27 | 16,519 |
| 67 | 3/19 | @ Minnesota | L | 82-109 | 31-36 | Robinson, 20 | Brandon, 28 | 15,551 |
| 68 | 3/23 | @ Indiana | W | 105-84 | 32-36 | Cassell, 30 | Rose, 22 | 18,345 |
| 69 | 3/24 | Miami | L | 87-99 | 32-37 | Allen, 36 | Mourning, 24 | 17,597 |
| 70 | 3/26 | Boston | W | 99-84 | 33-37 | Allen, 27 | Walker, 22 | 16,567 |
| 71 | 3/30 | @ L.A. Clippers | W | 104-85 | 34-37 | Allen, 35 | McInnis, 20 | 10,854 |
| 72 | 4/1 | @ Portland | L | 79-113 | 34-38 | Cassell, 22 | Stoudamire, 31 | 20,390 |
| 73 | 4/2 | @ Golden State | W | 117-113 | 35-38 | Cassell, 31 | Hughes, 32 | 10,002 |
| 74 | 4/4 | Chicago | W | 92-73 | 36-38 | Cassell, 19 | Brand, 18 | 14,064 |
| 75 | 4/6 | @ Chicago | L | 88-90 | 36-39 | Robinson, 24 | Brand/Hawk, 20 | 21,841 |
| 76 | 4/8 | New Jersey | W | 109-101 | 37-39 | Allen, 21 | Newman-21 | 17,365 |
| 77 | 4/10 | Orlando | W | 104-87 | 38-39 | Allen, 33 | Mercer, 14 | 13,964 |
| 78 | 4/12 | @ Cleveland | W | 101-100 | 39-39 | Cassell, 29 | Person, 21 | 13,240 |
| 79 | 4/14 | Charlotte | L | 106-109 (OT) | 39-40 | Robinson, 38 | E. Jones, 29 | 15,839 |
| 80 | 4/15 | @ Washington | W | 120-116 | 40-40 | Cassell, 34 | 2 players, 21 | 18,702 |
| 81 | 4/17 | @ Orlando | W | 85-83 | 41-40 | Thomas, 21 | Atkins, 18 | 17,248 |
| 82 | 4/19 | Washington | W | 110-105 | 42-40 | Williams, 19 | Richmond, 27 | 14,874 |

* denotes sellout

GENERAL
INFO

FRONT
OFFICE

PLAYERS

2011-12
SEASON

STATS &
RECORDS

HISTORY

NBA

OPPONENTS

MEDIA

2000-01 MILWAUKEE BUCKS



BACK ROW: Special Assignments Coach Gerald Oliver, Assistant Coach Mike Thibault, Equipment and Team Facilities Manager Harold Lewis, Assistant Coach Ron Adams, Trainer Troy Wenzel, Head Coach George Karl, Strength and Conditioning Coach Tim Wilson, Assistant Coach Terry Stotts, Asst. Trainer/Asst. Strength and Conditioning Coach Andre Daniel, Assistant Coach Don Newman, Scout/Assistant Mike McNeive. **MIDDLE ROW:** President Herb Kohl, Lindsey Hunter, Sam Cassell, Ray Allen, Glenn Robinson, Michael Redd, Jason Hart, Rafer Alston, General Manager Ernie Grunfeld. **FRONT ROW:** Darwin Ham, Jason Caffey, Tim Thomas, Ervin Johnson, Joel Przybilla, Scott Williams, Mark Pope, Jerome Kersey.

REGULAR SEASON (52-30) - 1ST, CENTRAL DIVISION - PLAYOFFS (10-8)

| PLAYER | G-GS | MIN | FG-FGA | PCT | 3FG-FA | PCT | FT-FTA | PCT | OR | DR | TR | AST | PF-DQ | STL | BLK | PTS | AVG |
|--------------|-----------|--------------|------------------|-------------|-----------------|-------------|------------------|-------------|------------|-------------|-------------|-------------|----------------|------------|------------|-------------|--------------|
| Robinson | 76-74 | 2813 | 684-1460 | .468 | 55-184 | .299 | 251-306 | .820 | 124 | 402 | 526 | 252 | 191-2 | 86 | 62 | 1674 | 22.0 |
| Allen | 82-82 | 3129 | 628-1309 | .480 | 202-467 | .433 | 348-392 | .888 | 101 | 327 | 428 | 374 | 192-2 | 124 | 20 | 1806 | 22.0 |
| Cassell | 76-75 | 2709 | 537-1132 | .474 | 30-98 | .306 | 277-323 | .858 | 46 | 244 | 290 | 580 | 214-5 | 88 | 8 | 1381 | 18.2 |
| Thomas | 76-16 | 2086 | 326-758 | .430 | 107-260 | .412 | 195-253 | .771 | 79 | 234 | 313 | 138 | 194-5 | 78 | 45 | 954 | 12.6 |
| Hunter | 82-5 | 2002 | 298-783 | .381 | 152-407 | .373 | 77-96 | .802 | 32 | 137 | 169 | 222 | 172-1 | 102 | 12 | 825 | 10.1 |
| Caffey | 70-33 | 1460 | 179-367 | .488 | 0-0 | — | 142-211 | .673 | 135 | 218 | 353 | 53 | 184-8 | 38 | 25 | 500 | 7.1 |
| Williams | 66-31 | 1272 | 171-361 | .474 | 1-4 | .250 | 60-70 | .857 | 97 | 267 | 364 | 35 | 178-1 | 48 | 32 | 403 | 6.1 |
| Ham | 29-13 | 540 | 39-80 | .488 | 2-3 | .667 | 29-49 | .592 | 56 | 65 | 121 | 25 | 85-0 | 17 | 21 | 109 | 3.8 |
| Kersey | 22-2 | 243 | 32-69 | .464 | 0-1 | .000 | 8-16 | .500 | 8 | 37 | 45 | 15 | 36-1 | 14 | 8 | 72 | 3.3 |
| Johnson | 82-19 | 1981 | 108-198 | .545 | 0-0 | — | 50-93 | .538 | 205 | 408 | 613 | 40 | 257-4 | 44 | 97 | 266 | 3.2 |
| Pope | 63-45 | 942 | 62-142 | .437 | 5-24 | .208 | 22-35 | .629 | 56 | 91 | 147 | 38 | 140-2 | 16 | 26 | 151 | 2.4 |
| Redd | 6-0 | 35 | 5-19 | .263 | 0-3 | .000 | 3-6 | .500 | 3 | 1 | 4 | 1 | 2-0 | 1 | 0 | 13 | 2.2 |
| Alston | 37-2 | 288 | 30-84 | .357 | 8-30 | .267 | 9-13 | .692 | 4 | 27 | 31 | 68 | 27-0 | 13 | 0 | 77 | 2.1 |
| Hart | 1-0 | 10 | 1-1 | 1.000 | 0-0 | — | 0-0 | — | 0 | 0 | 0 | 1 | 0-0 | 0 | 0 | 2 | 2.0 |
| Przybilla | 33-13 | 270 | 12-35 | .343 | 0-0 | — | 3-11 | .273 | 29 | 42 | 71 | 2 | 56-0 | 3 | 30 | 27 | 0.8 |
| BUCKS | 82 | 19780 | 3112-6798 | .458 | 562-1481 | .379 | 1474-1874 | .787 | 975 | 2500 | 3475 | 1844 | 1928-31 | 672 | 386 | 8260 | 100.7 |

HIGHLIGHTS:

- Milwaukee captured its first Central Division crown since 1986, finishing with a 52-30 record, including 31-10 at the Bradley Center – the best home record in the Eastern Conference.
- Through November 26, only two other teams had worse records than the Bucks (3-9). From November 27 on, only San Antonio (49-20) was better than Milwaukee's 49-21 finish.
- The Bucks 116-111 win over Denver on 1/31 was the 600th of George Karl's coaching career. He is only the 17th coach in NBA history to reach the milestone, and the sixth fastest coach to reach the 600 victory mark (1,005 games).
- On February 13, Glenn Robinson became the fifth player in Bucks history to score 10,000 points. He became the first member of his draft class or the preceding draft class to top the 10,000 point barrier.
- Ray Allen (202), Lindsey Hunter (152) and Tim Thomas (107) were the only trio of teammates in the NBA to make at least 100 three-pointers during the season. Allen's 202 were second most in the NBA, and broke his own franchise record for treys in one season (172). Allen and Thomas share the franchise record for three-balls in a single game (8). Thomas hit 8-of-10 threes at Portland (1/5) setting an NBA record with eight three-pointers in a half.
- Ray Allen broke the team record (329 – Lee Mayberry) for consecutive games played at Vancouver (1/7). Allen has never missed a game in his career (378) and holds the NBA's consecutive games started streak at 366.
- Glenn Robinson (12/11-17) and Ray Allen (4/9-15) were each honored as NBA Players of the Week.
- The Bucks won a playoff series (Orlando) for the first time since 1989. The team made it to the Eastern Conference Finals for the first time since 1986.

PLAYOFF RECORD:

- Beat Orlando, First Round, 3-1
- Beat Charlotte, Conference Semifinals, 4-3
- Lost to Philadelphia, Conference Finals, 3-4

HONORS:

- Ray Allen – NBA All-Star Team, All-NBA Third Team
- Glenn Robinson – NBA All-Star Team

2000-01 MILWAUKEE BUCKS

REGULAR SEASON DAY-BY-DAY

| Gm | Date | Opponent | W-L | Score | Record | Bucks High Scorer | Opp. High Scorer | Atten. |
|----|-------|----------------|-----|---------------|--------|--------------------|----------------------|---------|
| 1 | 10/31 | @ Dallas | L | 93-97 | 0-1 | Allen, 26 | Finley, 26 | 16,600 |
| 2 | 11/2 | @ Houston | L | 93-115 | 0-2 | Robinson, 24 | Williams, 28 | 10,687 |
| 3 | 11/4 | Detroit | W | 97-88 | 1-2 | Cassell, 20 | Cleaves, 19 | 18,717* |
| 4 | 11/7 | New York | L | 89-103 | 1-3 | Hunter, 23 | Houston, 24 | 14,246 |
| 5 | 11/8 | @ Indiana | L | 97-108 | 1-4 | Cassell, 29 | Miller, 41 | 17,684 |
| 6 | 11/11 | Minnesota | L | 92-103 | 1-5 | Allen, 40 | Billups, 31 | 18,717* |
| 7 | 11/15 | Atlanta | W | 84-74 | 2-5 | Robinson, 21 | Jackson, 15 | 13,217 |
| 8 | 11/17 | Cleveland | W | 89-76 | 3-5 | Allen, 23 | Murray, 19 | 13,874 |
| 9 | 11/18 | @ Toronto | L | 102-111 | 3-6 | Allen, 29 | Carter, 48 | 19,800 |
| 10 | 11/22 | Portland | L | 84-93 | 3-7 | Robinson, 20 | Wallace, 18 | 15,008 |
| 11 | 11/24 | Charlotte | L | 90-106 | 3-8 | Allen, 21 | Wesley, 24 | 15,102 |
| 12 | 11/25 | @ Washington | L | 100-107 | 3-9 | Allen, 37 | Howard, 24 | 13,157 |
| 13 | 11/27 | @ Orlando | W | 104-95 | 4-9 | Allen, 23 | JGarrrity, 21 | 12,841 |
| 14 | 11/28 | @ Miami | W | 102-101 | 5-9 | Hunter, 23 | Jones, 26 | 14,863 |
| 15 | 11/30 | Boston | W | 108-97 | 6-9 | Robinson, 25 | Pierce, 34 | 13,247 |
| 16 | 12/2 | @ Atlanta | L | 94-101 | 6-10 | Allen, 19 | Terry, 30 | 9,827 |
| 17 | 12/3 | Indiana | W | 92-80 | 7-10 | Robinson, 24 | Rose, 26 | 15,446 |
| 18 | 12/6 | @ New Jersey | W | 109-87 | 8-10 | Allen, 30 | Douglas, 18 | 11,420 |
| 19 | 12/7 | Phoenix | L | 96-104 | 8-11 | Robinson, 26 | Robinson, 35 | 14,236 |
| 20 | 12/9 | Washington | W | 99-91 | 9-11 | Allen/Robinson, 22 | Hamilton, 19 | 15,768 |
| 21 | 12/12 | @ L.A. Lakers | W | 109-105 | 10-11 | Allen, 35 | O'Neal, 26 | 18,997 |
| 22 | 12/13 | @ Utah | W | 111-102 | 11-11 | Robinson, 32 | Malone, 35 | 18,450 |
| 23 | 12/15 | Toronto | W | 104-97 | 12-11 | Robinson, 31 | Davis, 25 | 16,432 |
| 24 | 12/17 | @ New York | L | 97-100 (OT) | 12-12 | Robinson, 23 | Rice, 32 | 19,763 |
| 25 | 12/21 | New Jersey | W | 80-78 | 13-12 | Allen/Thomas, 16 | Marbury/Harris, 12 | 13,439 |
| 26 | 12/23 | Boston | W | 104-99 | 14-12 | Robinson, 28 | Walker, 33 | 14,786 |
| 27 | 12/26 | Orlando | W | 89-77 | 15-12 | Allen, 25 | McGrady, 26 | 16,089 |
| 28 | 12/28 | @ Cleveland | W | 107-89 | 16-12 | Allen/Cassell, 23 | Murray, 22 | 18,225 |
| 29 | 12/30 | @ Denver | L | 113-120 | 16-13 | Robinson, 31 | McDyess, 35 | 15,330 |
| 30 | 1/2 | @ Chicago | W | 104-70 | 17-13 | Robinson, 21 | Brand, 17 | 20,569 |
| 31 | 1/3 | Cleveland | W | 88-83 | 18-13 | Allen, 25 | Gatling/Mihm, 18 | 13,817 |
| 32 | 1/5 | @ Portland | L | 115-119 | 18-14 | Thomas, 39 | Smith, 26 | 20,580 |
| 33 | 1/7 | @ Vancouver | L | 117-120 | 18-15 | Robinson, 31 | Abdur-Rahim, 38 | 11,771 |
| 34 | 1/9 | Washington | W | 99-95 | 19-15 | Cassell, 23 | Howard, 25 | 13,397 |
| 35 | 1/11 | Dallas | W | 102-94 | 20-15 | Cassell, 21 | Finley, 30 | 15,675 |
| 36 | 1/13 | New Jersey | W | 115-81 | 21-15 | Robinson, 35 | Jackson, 18 | 18,717* |
| 37 | 1/15 | @ Washington | W | 101-95 | 22-15 | Robinson, 22 | Howard, 27 | 15,633 |
| 38 | 1/16 | LA Clippers | W | 112-91 | 23-15 | Allen, 32 | Richardson, 15 | 15,267 |
| 39 | 1/19 | @ Charlotte | W | 105-98 | 24-15 | Cassell, 23 | Mashburn, 26 | 16,436 |
| 40 | 1/21 | @ Detroit | W | 102-98 | 25-15 | Robinson, 26 | Barros, 22 | 13,357 |
| 41 | 1/23 | New York | W | 105-91 | 26-15 | Cassell, 22 | Houston, 21 | 18,717 |
| 42 | 1/27 | Detroit | L | 103-108 | 26-16 | Robinson, 34 | Stackhouse, 32 | 18,717* |
| 43 | 1/29 | @ Minnesota | L | 96-99 | 26-17 | Robinson, 25 | Garnett, 29 | 17,171 |
| 44 | 1/31 | Denver | W | 116-111 | 27-17 | Allen, 32 | McDyess, 26 | 15,786 |
| 45 | 2/3 | Indiana | W | 104-85 | 28-17 | Cassell, 23 | Rose, 15 | 15,517 |
| 46 | 2/6 | Sacramento | W | 112-109 | 29-17 | Cassell, 29 | Webber, 39 | 17,329 |
| 47 | 2/7 | @ Boston | L | 91-94 | 29-18 | Thomas, 21 | Walker, 36 | 13,493 |
| 48 | 2/13 | Philadelphia | L | 104-107 | 29-19 | Robinson, 28 | Iverson, 49 | 18,717* |
| 49 | 2/14 | @ Atlanta | W | 102-98 | 30-19 | Cassell, 25 | Terry, 35 | 11,653 |
| 50 | 2/17 | Charlotte | L | 93-103 | 30-20 | Allen, 30 | Mashburn, 32 | 18,717* |
| 51 | 2/19 | San Antonio | W | 102-98 | 31-20 | Allen/Robinson, 23 | Anderson, 25 | 16,487 |
| 52 | 2/20 | @ Chicago | W | 101-92 | 32-20 | Allen, 34 | Brand, 22 | 21,558 |
| 53 | 2/23 | Vancouver | W | 93-81 | 33-20 | Allen, 29 | Bibby, 28 | 17,682 |
| 54 | 2/25 | Golden State | W | 122-95 | 34-20 | Robinson, 45 | Jamison, 26 | 18,411 |
| 55 | 2/26 | @ Philadelphia | W | 98-91 | 35-20 | Allen, 42 | Iverson, 26 | 20,324 |
| 56 | 2/28 | @ Indiana | L | 86-99 | 35-21 | Hunter, 21 | Miller, 24 | 17,259 |
| 57 | 3/1 | Houston | L | 91-108 | 35-22 | Cassell, 23 | Francis, 29 | 15,426 |
| 58 | 3/3 | Chicago | W | 126-122 (2OT) | 36-22 | Cassell, 40 | Brand, 31 | 18,717* |
| 59 | 3/5 | @ New Jersey | W | 107-100 | 37-22 | Allen, 23 | Marbury, 20 | 12,720 |
| 60 | 3/7 | @ Boston | W | 101-94 | 38-22 | Cassell, 24 | Walker, 36 | 14,818 |
| 61 | 3/10 | @ Charlotte | L | 90-100 | 38-23 | Allen, 32 | Robinson, 20 | 18,472 |
| 62 | 3/11 | @ Cleveland | L | 110-124 | 38-24 | Robinson, 32 | Person, 24 | 13,235 |
| 63 | 3/13 | @ Toronto | W | 101-97 | 39-24 | Allen, 29 | Carter, 24 | 19,800 |
| 64 | 3/15 | Seattle | L | 102-108 | 39-25 | Robinson, 21 | Payton, 22 | 16,112 |
| 65 | 3/17 | Philadelphia | W | 87-78 | 40-25 | Thomas, 22 | McKie, 23 | 18,717* |
| 66 | 3/18 | @ Detroit | W | 100-96 | 41-25 | Robinson, 24 | B. Wallace, 18 | 12,953 |
| 67 | 3/21 | LA Lakers | W | 107-100 | 42-25 | Cassell, 27 | O'Neal, 36 | 18,717* |
| 68 | 3/23 | Orlando | W | 115-103 | 43-25 | Robinson, 26 | McGrady, 33 | 18,717* |
| 69 | 3/25 | Atlanta | W | 105-98 | 44-25 | Allen, 27 | Kukoc, 31 | 18,717* |
| 70 | 3/26 | @ Philadelphia | L | 78-90 | 44-26 | Cassell, 20 | Iverson, 36 | 20,561 |
| 71 | 3/29 | Miami | W | 104-96 | 45-26 | Robinson, 27 | Hardaway, 25 | 18,574 |
| 72 | 3/31 | @ San Antonio | W | 86-77 | 46-26 | Cassell, 24 | Duncan, 20 | 35,944 |
| 73 | 4/1 | @ Phoenix | L | 99-106 | 46-27 | Allen, 31 | Kidd, 30 | 18,464 |
| 74 | 4/3 | @ Sacramento | W | 107-101 | 47-27 | Cassell, 33 | Webber, 28 | 17,317 |
| 75 | 4/4 | @ Golden St. | W | 108-78 | 48-27 | Allen/Robinson, 26 | Jamison, 17 | 11,600 |
| 76 | 4/6 | @ LA Clippers | L | 110-113 (OT) | 48-28 | Robinson, 31 | Miles, 26 | 17,329 |
| 77 | 4/8 | @ Seattle | L | 88-101 | 48-29 | Allen, 20 | Payton, 26 | 15,575 |
| 78 | 4/10 | Chicago | W | 105-84 | 49-29 | Williams, 24 | Brand, 16 | 18,717* |
| 79 | 4/12 | Utah | W | 115-93 | 50-29 | Allen, 43 | Manning/Marshall, 14 | 18,717* |
| 80 | 4/14 | Toronto | W | 112-86 | 51-29 | Allen, 31 | Clark, 18 | 18,717* |
| 81 | 4/16 | @ Orlando | W | 101-89 | 52-29 | Robinson, 19 | McGrady, 26 | 17,248 |
| 82 | 4/17 | @ Miami | L | 89-91 | 52-30 | Robinson, 22 | Mourning, 25 | 16,500 |

* denotes sellout

GENERAL
INFO

FRONT
OFFICE

PLAYERS

2011-12
SEASON

STATS &
RECORDS

HISTORY

NBA

OPPONENTS

MEDIA

2001-02 MILWAUKEE BUCKS



BACK ROW: Asst. Trainer/Asst. Strength and Conditioning Coach Andre Daniel, Strength and Conditioning Coach Tim Wilson, Trainer Troy Wenzel, Scout/Assistant Mike McNeive, Asst. Coach Mike Thibault, Asst. Coach Don Newman, Asst. Coach Terry Stotts, Asst. Coach Ron Adams, Special Assignments Coach Gerald Oliver, Equipment and Team Facilities Manager Harold Lewis. **MIDDLE ROW:** President Herb Kohl, Sam Cassell, Rafer Alston, Ray Allen, Head Coach George Karl, Glenn Robinson, Michael Redd, Greg Anthony, General Manager Ernie Grunfeld. **FRONT ROW:** Darvin Ham, Jason Caffey, Tim Thomas, Ervin Johnson, Joel Przybilla, Greg Foster, Mark Pope, Anthony Mason.

REGULAR SEASON (41-41) - 5TH, CENTRAL DIVISION - PLAYOFFS (DNQ)

| PLAYER | G-GS | MIN | FG-FGA | PCT | 3FG-FA | PCT | FT-FTA | PCT | OR | DR | TR | AST | PF-DQ | STL | BLK | PTS | AVG |
|---------------|-----------|--------------|------------------|-------------|-----------------|-------------|------------------|-------------|------------|-------------|-------------|-------------|----------------|------------|------------|-------------|-------------|
| Allen | 69-67 | 2525 | 530-1148 | .462 | 229-528 | .434 | 214-245 | .873 | 81 | 231 | 312 | 271 | 157-0 | 88 | 18 | 1503 | 21.8 |
| Robinson | 66-63 | 2346 | 536-1147 | .467 | 58-178 | .326 | 236-282 | .837 | 70 | 336 | 406 | 168 | 173-1 | 97 | 41 | 1366 | 20.7 |
| Cassell | 74-73 | 2605 | 554-1197 | .463 | 71-204 | .348 | 282-328 | .860 | 54 | 258 | 312 | 493 | 208-3 | 90 | 12 | 1461 | 19.7 |
| Thomas | 74-22 | 1987 | 316-753 | .420 | 95-291 | .326 | 142-179 | .793 | 64 | 2367 | 300 | 105 | 200-3 | 65 | 32 | 869 | 11.7 |
| Redd | 67-8 | 1417 | 294-609 | .483 | 88-198 | .444 | 91-115 | .791 | 77 | 147 | 224 | 91 | 96-0 | 42 | 7 | 767 | 11.4 |
| Mason | 82-82 | 3143 | 316-626 | .505 | 1-1 | 1.000 | 154-221 | .697 | 124 | 522 | 646 | 346 | 187-0 | 57 | 22 | 787 | 9.6 |
| Anthony (TOT) | 60-38 | 1514 | 183-475 | .385 | 48-163 | .294 | 60-91 | .659 | 22 | 110 | 132 | 282 | 114-1 | 77 | 5 | 474 | 7.9 |
| Anthony (MIL) | 24-3 | 553 | 70-188 | .372 | 19-73 | .260 | 13-21 | .619 | 6 | 38 | 44 | 79 | 42-0 | 28 | 1 | 172 | 7.2 |
| Ham | 70-2 | 1208 | 120-211 | .569 | 1-7 | .143 | 62-123 | .504 | 91 | 111 | 202 | 73 | 175-0 | 25 | 37 | 303 | 4.3 |
| Caffey | 23-0 | 283 | 36-72 | .500 | 0-1 | .000 | 27-43 | .628 | 24 | 26 | 50 | 12 | 39-0 | 4 | 5 | 99 | 4.3 |
| Alston | 50-7 | 600 | 66-191 | .346 | 27-71 | .380 | 18-29 | .621 | 10 | 62 | 72 | 143 | 42-0 | 32 | 2 | 177 | 3.5 |
| Przybilla | 71-62 | 1128 | 76-142 | .535 | 0-1 | .000 | 38-90 | .422 | 78 | 205 | 283 | 21 | 199-3 | 20 | 118 | 190 | 2.7 |
| Johnson | 81-9 | 1660 | 89-193 | .461 | 0-1 | .000 | 30-66 | .455 | 142 | 324 | 466 | 27 | 219-4 | 37 | 82 | 208 | 2.6 |
| Pope | 45-12 | 426 | 36-91 | .396 | 4-25 | .160 | 1-21 | .524 | 20 | 53 | 73 | 17 | 47-0 | 11 | 11 | 87 | 1.9 |
| Foster | 6-0 | 24 | 2-9 | .222 | 0-4 | .000 | 3-4 | .750 | 0 | 8 | 8 | 1 | 4-0 | 0 | 0 | 7 | 1.2 |
| Bucks | 82 | 19905 | 3041-6577 | .462 | 593-1583 | .375 | 1321-1767 | .748 | 841 | 2557 | 3398 | 1847 | 1788-14 | 596 | 388 | 7996 | 97.5 |

HIGHLIGHTS:

- The Bucks finished one game shy of a berth in the NBA playoffs, with a 41-41 record. Despite the downturn, the Bucks did finish at .500 or better for the fourth consecutive season.
- A Bucks team that stayed relatively injury free for the last two seasons had no such luck this season. Among the team's top five scorers (Allen, Robinson, Cassell, Thomas, Redd), a total of 56 games were missed this season. That quintet appeared together in only 36 games this season (Bucks were 21-15)...when one of the five missed the game, Milwaukee was a respectable 18-18, but when two or more were absent, the Bucks were 2-8. As a result of injuries and matchups, the Bucks fielded 17 different starting lineups this season.
- The Bucks set a franchise record with 16 treys in a 115-76 win over Houston on 2/20. Milwaukee's 593 treys broke the all-time franchise record of 562, set last season.
- Despite missing 13 games to injury, halting his consecutive games played streak at 400 (12/21 at HOU), Ray Allen finished first in the league in three-pointers made (229) and second in attempts (528). He broke his own franchise record for 3-pointers made in a season (202), and is now 11th in NBA history in all-time three-point accuracy, with 40.8 percent success rate (928-2,276). Allen hit a franchise record 10 treys (on 14 attempts) vs. Charlotte on 4/14.
- The Bucks 115-76 win over the Houston Rockets on 2/20 seemed like just another game...until the fourth quarter when Michael Redd scored 26 of his career-high 29 points. Redd hit eight treys in the fourth quarter to establish an NBA record for threes in a single period (and tied the NBA record for threes in a half).
- On the final day of the 2001-02 season, Glenn Robinson passed the 12,000 point mark for his career. On 3/6 vs. LA Clippers, Robinson passed Sidney Moncrief (11,594) on Bucks all-time scoring list to trail only Kareem Abdul-Jabbar (14,211) on the Bucks all-time list.
- More people saw the Bucks play at home than ever before. The Bucks total home attendance (745,305) was the highest in team history. The average crowd of 18,178 exceeds the best previous average of 17,097, set in 1988-89. The 25 sellouts were the most during the Bradley Center era, breaking the previous record of 20 in 1988-89.

PLAYOFF RECORD:

- Did not qualify

HONORS:

- Ray Allen - NBA All-Star Team, All-NBA Third Team

2001-02 MILWAUKEE BUCKS

REGULAR SEASON DAY-BY-DAY

| Gm | Date | Opponent | W-L | Score | Record | Bucks High Scorer | Opp. High Scorer | Atten. |
|----|-------|-----------------|-----|-------------|--------|-------------------|------------------|---------|
| 1 | 10/30 | @ Utah | W | 119-112(OT) | 1-0 | Allen, 32 | Starks, 20 | 18,845 |
| 2 | 11/1 | @ Denver | W | 102-101 | 2-0 | Allen, 31 | Van Exel, 44 | 18,634 |
| 3 | 11/3 | Boston | W | 105-99 | 3-0 | Allen, 32 | Pierce, 33 | 18,717* |
| 4 | 11/8 | Miami | W | 86-82 | 4-0 | Robinson, 26 | Jones, 29 | 18,364 |
| 5 | 11/10 | Minnesota | L | 82-98 | 4-1 | Allen, 16 | Garnett, 20 | 18,717* |
| 6 | 11/14 | @ Washington | W | 107-98 | 5-1 | Cassell, 27 | Jordan, 31 | 20,674 |
| 7 | 11/17 | Utah | W | 104-93 | 6-1 | Robinson, 34 | Malone, 30 | 18,717* |
| 8 | 11/21 | Chicago | W | 96-92 | 7-1 | Cassell/GR, 22 | Merced, 31 | 18,717* |
| 9 | 11/22 | @ Toronto | W | 78-75 | 8-1 | Robinson, 19 | Carter, 26 | 19,800* |
| 10 | 11/24 | Atlanta | W | 95-88 | 9-1 | Allen, 21 | Abdur-Rahim, 23 | 18,717* |
| 11 | 11/27 | @ L.A. Lakers | L | 85-104 | 9-2 | Cassell, 23 | Bryant, 33 | 18,997 |
| 12 | 11/28 | @ Phoenix | L | 84-104 | 9-3 | Robinson, 16 | Marbury, 24 | 15,590 |
| 13 | 11/30 | @ Portland | L | 95-101 | 9-4 | Allen, 25 | Davis, 25 | 18,723 |
| 14 | 12/2 | @ Seattle | L | 83-97 | 9-5 | Allen, 26 | Payton, 21 | 13,595 |
| 15 | 12/4 | New York | L | 71-85 | 9-6 | Robinson, 24 | Sprewell, 28 | 17,416 |
| 16 | 12/6 | Toronto | W | 95-89 | 10-6 | Allen, 30 | Carter, 26 | 18,717* |
| 17 | 12/8 | New Jersey | W | 95-79 | 11-6 | Cassell, 28 | Van Horn, 15 | 18,717* |
| 18 | 12/11 | @ Miami | L | 97-99 | 11-7 | Allen, 30 | Jones, 23 | 15,321 |
| 19 | 12/14 | @ Philadelphia | W | 96-80 | 12-7 | Robinson, 34 | Iverson, 17 | 20,641 |
| 20 | 12/15 | Indiana | W | 115-95 | 13-7 | Robinson, 22 | Harrington, 26 | 18,717* |
| 21 | 12/18 | @ Memphis | W | 114-105 | 14-7 | Allen, 26 | Swift, 27 | 12,476 |
| 22 | 12/20 | @ Dallas | L | 101-113 | 14-8 | Allen/GR, 21 | Finley/Nash, 33 | 19,780 |
| 23 | 12/22 | @ Houston | L | 110-115 | 14-9 | Robinson, 29 | Mobley, 39 | 11,628 |
| 24 | 12/23 | @ San Antonio | W | 101-91 | 15-9 | Cassell, 33 | Duncan, 22 | 24,708 |
| 25 | 12/26 | Atlanta | W | 107-97 | 16-9 | Robinson, 32 | Abdur-Rahim, 28 | 18,717* |
| 26 | 12/28 | @ Charlotte | W | 105-89 | 17-9 | Cassell, 29 | Nailon, 24 | 10,888 |
| 27 | 12/29 | San Antonio | W | 102-99(OT) | 18-9 | Thomas/GR, 24 | Duncan, 38 | 18,717* |
| 28 | 12/31 | @ Chicago | L | 83-90 | 18-10 | Cassell, 28 | Merced, 20 | 17,167 |
| 29 | 1/2 | @ Minnesota | L | 77-95 | 18-11 | Redd, 22 | Garnett, 22 | 19,497 |
| 30 | 1/5 | @ L.A. Clippers | L | 83-86 | 18-12 | Allen, 24 | Odum, 18 | 19,232 |
| 31 | 1/6 | @ Sacramento | L | 101-115 | 18-13 | Allen, 29 | Stojakovic, 29 | 17,317 |
| 32 | 1/8 | @ Golden State | W | 113-97 | 19-13 | Cassell, 23 | Jamison, 23 | 14,011 |
| 33 | 1/11 | Washington | W | 105-86 | 20-13 | Allen, 27 | Jordan, 22 | 18,717* |
| 34 | 1/12 | @ New York | W | 102-97 | 21-13 | Allen, 37 | Houston, 44 | 19,763 |
| 35 | 1/15 | @ Indiana | W | 106-102 | 22-13 | Thomas, 25 | Mason, 8 | 16,445 |
| 36 | 1/16 | Indiana | W | 105-100 | 23-13 | Allen, 36 | R. Miller, 27 | 17,462 |
| 37 | 1/18 | Orlando | W | 115-110 | 24-13 | Allen, 28 | Miller, 25 | 18,486 |
| 38 | 1/19 | @ Atlanta | W | 116-107 | 25-13 | Allen, 31 | Terry, 24 | 15,413 |
| 39 | 1/21 | @ Detroit | W | 97-79 | 26-13 | Redd, 21 | Stackhouse, 19 | 18,139 |
| 40 | 1/22 | Phoenix | L | 81-92 | 26-14 | Cassell, 24 | Marion, 24 | 17,036 |
| 41 | 1/24 | Seattle | L | 88-99 | 26-15 | Cassell, 29 | Barry, 29 | 16,659 |
| 42 | 1/26 | New York | L | 127-129(OT) | 26-16 | Mason, 18 | Sprewell, 48 | 18,717* |
| 43 | 1/29 | Boston | W | 109-90 | 27-16 | Cassell, 20 | Walker, 25 | 17,466 |
| 44 | 1/31 | @ New Jersey | L | 100-125 | 27-17 | Robinson, 23 | 3 players, 21 | 13,852 |
| 45 | 2/2 | Philadelphia | L | 81-86 | 27-18 | Allen, 20 | Iverson, 25 | 18,717* |
| 46 | 2/7 | Memphis | W | 107-103 | 28-18 | Allen/Cassell, 29 | Gasol, 30 | 17,726 |
| 47 | 2/12 | @ Chicago | L | 92-96 | 28-19 | Allen, 32 | Artest, 22 | 17,624 |
| 48 | 2/13 | Cleveland | L | 107-115 | 28-20 | Robinson, 32 | Person, 33 | 15,836 |
| 49 | 2/15 | Miami | L | 88-90* | 28-21 | Allen, 30 | Jones, 22 | 18,717* |
| 50 | 2/17 | @ Toronto | W | 91-86 | 29-21 | Allen/Cassell, 20 | A. Williams, 24 | 19,800 |
| 51 | 2/18 | Charlotte | L | 92-101 | 29-22 | Allen, 27 | Campbell, 24 | 16,368 |
| 52 | 2/20 | Houston | W | 115-76 | 30-22 | Redd, 29 | Thomas, 21 | 15,642 |
| 53 | 2/22 | Golden State | W | 116-112 | 31-22 | Allen, 28 | Richardson, 35 | 18,717* |
| 54 | 2/24 | Detroit | W | 89-82 | 32-22 | Cassell, 27 | Stackhouse, 19 | 18,717* |
| 55 | 2/26 | LA Lakers | L | 89-99 | 32-23 | Cassell, 21 | O'Neal, 28 | 18,717* |
| 56 | 2/27 | @ Boston | W | 95-92 | 33-23 | Cassell, 26 | Walker, 30 | 15,598 |
| 57 | 3/2 | Portland | L | 103-104(OT) | 33-24 | Robinson, 24 | Wallace/DS, 24 | 18,717* |
| 58 | 3/3 | @ Cleveland | W | 101-91 | 34-24 | Robinson, 28 | Miller, 17 | 14,031 |
| 59 | 3/5 | @ New York | L | 89-102 | 34-25 | Cassell, 18 | Thomas, 29 | 19,763 |
| 60 | 3/6 | LA Clippers | W | 92-86 | 35-25 | Robinson, 22 | McInnis, 16 | 16,985 |
| 61 | 3/8 | Cleveland | L | 109-115(OT) | 35-26 | Robinson, 30 | Miller, 31 | 18,717* |
| 62 | 3/10 | Sacramento | L | 73-98 | 35-27 | 3 players, 14 | Stojakovic, 21 | 18,178 |
| 63 | 3/12 | Chicago | W | 110-81 | 36-27 | Redd, 21 | Rose, 14 | 18,205 |
| 64 | 3/16 | Detroit | L | 94-102 | 36-28 | Allen, 20 | Stackhouse, 25 | 18,717* |
| 65 | 3/18 | @ Charlotte | L | 110-113 | 36-29 | Cassell, 27 | Mashburn, 31 | 7,833 |
| 66 | 3/19 | @ Orlando | L | 91-101 | 36-30 | Cassell, 23 | McGrady, 48 | 16,512 |
| 67 | 3/22 | @ New Jersey | L | 84-108 | 36-31 | Cassell, 18 | Kittles, 21 | 20,049 |
| 68 | 3/24 | Orlando | W | 110-85 | 37-31 | Robinson, 25 | Armstrong, 17 | 18,717* |
| 69 | 3/26 | Dallas | L | 106-112(OT) | 37-32 | Thomas, 22 | Finley, 36 | 18,465 |
| 70 | 3/28 | Denver | W | 95-88 | 38-32 | Cassell, 295 | Lenard, 25 | 18,717* |
| 71 | 3/29 | @ Washington | L | 98-107 | 38-33 | Anthony, 20 | Jordan, 34 | 20,674 |
| 72 | 3/31 | @ Boston | L | 80-110 | 38-34 | Robinson, 29 | Pierce, 32 | 18,624 |
| 73 | 4/2 | @ Atlanta | L | 102-100 | 38-35 | Cassell/GR, 20 | Johnson, 28 | 9,149 |
| 74 | 4/3 | Washington | W | 105-90 | 39-35 | Robinson, 38 | Alexander, 22 | 18,717* |
| 75 | 4/5 | @ Miami | L | 97-102 | 39-36 | Cassell/GR, 19 | House, 22 | 15,623 |
| 76 | 4/7 | @ Philadelphia | L | 87-89 | 39-37 | Allen, 25 | Snow/McKie, 15 | 20,707 |
| 77 | 4/9 | Philadelphia | L | 90-92 | 39-38 | Cassell, 19 | Mutombo, 22 | 18,717* |
| 78 | 4/10 | @ Cleveland | L | 86-101 | 39-39 | Robinson, 21 | Person, 23 | 13,824 |
| 79 | 4/12 | @ Indiana | L | 107-112 | 39-40 | Allen/Cassell, 24 | Miller, 30 | 18,345 |
| 80 | 4/14 | Charlotte | W | 98-91 | 40-40 | Allen, 47 | Mashburn, 28 | 18,717* |
| 81 | 4/16 | Toronto | W | 105-89 | 41-40 | Cassell, 24 | Peterson, 23 | 17,086 |
| 82 | 4/17 | @ Detroit | L | 89-123 | 41-41 | Redd, 21 | Robinson, 24 | 19,473 |

* denotes sellout

GENERAL
INFO

FRONT
OFFICE

PLAYERS

2011-12
SEASON

STATS &
RECORDS

HISTORY

NBA

OPPONENTS

MEDIA

2002-03 MILWAUKEE BUCKS



BACK ROW: Equipment and Team Facilities Manager Harold Lewis, Special Assignments Coach Gerald Oliver, Strength and Conditioning Coach Tim Wilson, Coaching Consultant Jim Todd, Scout/Assistant Mike McNeive, Athletic Trainer Troy Wenzel, Assistant Trainer/Assistant Strength and Conditioning Coach Andre Daniel. **MIDDLE ROW:** Assistant Coach Ron Adams, Sam Cassell, Michael Redd, Marcus Haislip, Jason Caffey, Anthony Mason, Desmond Mason, Gary Payton, Assistant Coach Don Newman. **FRONT ROW:** Jamal Sampson, Dan Gadzuric, Ervin Johnson, General Manager Ernie Grunfeld, President Herb Kohl, Head Coach George Karl, Joel Przybilla, Tim Thomas, Toni Kukoc.

REGULAR SEASON (42-40) - 4TH, CENTRAL DIVISION - PLAYOFFS (2-4)

| PLAYER | G-GS | MIN | FG-FGA | PCT | 3FG-FA | PCT | FT-FTA | PCT | OR | DR | TR | AST | PF-DQ | STL | BLK | PTS | AVG |
|----------------|-----------|--------------|------------------|-------------|-----------------|-------------|------------------|-------------|------------|-------------|-------------|-------------|----------------|------------|------------|-------------|-------------|
| Allen | 47-46 | 1683 | 351-803 | .437 | 123-311 | .395 | 178-195 | .913 | 45 | 173 | 218 | 164 | 149-2 | 57 | 11 | 1003 | 21.3 |
| Payton (TOT) | 80-80 | 3208 | 665-1466 | .454 | 54-182 | .297 | 250-352 | .710 | 79 | 255 | 334 | 663 | 181-0 | 133 | 20 | 1634 | 20.4 |
| Payton (MIL) | 28-28 | 1085 | 221-474 | .466 | 20-68 | .294 | 88-118 | .746 | 23 | 63 | 86 | 206 | 64-0 | 40 | 8 | 550 | 19.6 |
| Cassell | 78-77 | 2700 | 546-1162 | .470 | 59-163 | .362 | 385-447 | .861 | 57 | 285 | 342 | 450 | 216-1 | 88 | 14 | 1536 | 19.7 |
| Redd | 82-14 | 2316 | 455-971 | .469 | 182-416 | .438 | 149-185 | .805 | 98 | 273 | 371 | 117 | 143-0 | 100 | 13 | 1241 | 15.1 |
| D. Mason (TOT) | 80-40 | 2763 | 457-1017 | .449 | 5 17 | .294 | 212-283 | .749 | 154 | 369 | 523 | 163 | 210-1 | 67 | 32 | 1147 | 14.3 |
| D. Mason (MIL) | 28-25 | 952 | 166-350 | .474 | 5 17 | .294 | 78-102 | .765 | 66 | 122 | 188 | 68 | 74-0 | 20 | 11 | 415 | 14.8 |
| Thomas | 80-70 | 2358 | 412-930 | .443 | 97-265 | .366 | 145-186 | .780 | 97 | 292 | 389 | 102 | 257-5 | 70 | 49 | 1066 | 13.3 |
| Kukoc | 63-0 | 1704 | 249-577 | .432 | 95-263 | .361 | 137-194 | .706 | 67 | 199 | 266 | 230 | 134-0 | 81 | 29 | 730 | 11.6 |
| A. Mason | 65-58 | 2119 | 191-393 | .486 | 0-1 | .000 | 84-117 | .718 | 90 | 326 | 416 | 209 | 147-0 | 32 | 12 | 466 | 7.2 |
| Caffey | 51-16 | 894 | 113-248 | .456 | 0-0 | — | 69-106 | .651 | 68 | 108 | 176 | 38 | 122-3 | 19 | 15 | 295 | 5.8 |
| Ollie | 53-4 | 1127 | 117-255 | .459 | 1-5 | .200 | 68-91 | .747 | 12 | 87 | 99 | 181 | 71-0 | 37 | 4 | 303 | 5.7 |
| Haislip | 39-8 | 441 | 66-153 | .431 | 3-12 | .250 | 26-38 | .684 | 21 | 32 | 53 | 9 | 55-1 | 7 | 18 | 161 | 4.1 |
| Gadzuric | 49-30 | 760 | 70-145 | .483 | 0-1 | .000 | 29-56 | .518 | 66 | 131 | 197 | 9 | 125-3 | 22 | 52 | 169 | 3.4 |
| Johnson | 69-17 | 1170 | 61-135 | .452 | 0-0 | — | 30-44 | .682 | 117 | 177 | 294 | 24 | 178-3 | 34 | 63 | 152 | 2.2 |
| Murray | 12-0 | 42 | 9-26 | .346 | 0-4 | .000 | 5-8 | .625 | 0 | 1 | 1 | 3 | 0-0 | 4 | 0 | 23 | 1.9 |
| Przybilla | 32-17 | 546 | 18-46 | .391 | 0-0 | — | 12-24 | .500 | 48 | 97 | 145 | 12 | 85-1 | 10 | 45 | 48 | 1.5 |
| Sampson | 5-0 | 8 | 0-2 | .000 | 0-0 | — | 0-0 | — | 1 | 1 | 2 | 1 | 0-0 | 1 | 0 | 0 | 0.0 |
| BUCKS | 82 | 19905 | 3045-6670 | .457 | 585-1526 | .383 | 1483-1911 | .776 | 876 | 2367 | 3243 | 1823 | 1820-19 | 622 | 344 | 8158 | 99.5 |

HIGHLIGHTS:

- The Bucks advanced to the postseason for the fourth time in five seasons under head coach George Karl, and for the 23rd time in their 35-year history.
- Once again, the Bucks were one of the league's most prolific three-point shooting teams, finishing fourth in makes (7.13) and fifth in attempts (18.61), while leading the league in three-point percentage (.383). The Bucks tied a franchise record (since broken) with 16 treys in a 140-133 win at Cleveland on December 9. Milwaukee's 585 treys fell just short of the all-time franchise record of 593 (set during the 2001-02 season).
- Bucks sixth man Michael Redd emerged this season among the top three-point shooters in NBA history. On March 30, he hit his 250th career three pointer to qualify as the fourth most accurate three-point shooter in NBA history. Redd was second in the NBA in three-point percentage (.438), third in three-pointers made, and led the Bucks in accuracy for the second consecutive season. There were only seven games in the 2002-03 campaign in which Redd failed to deliver at least one three-point FG.
- Sam Cassell notched his first career triple-double in his 603rd regular season NBA game at Cleveland on December 9. Cassell tallied a season-high 39 points, 10 rebounds and 10 assists for the Bucks first triple-double since Ray Allen's 20 points, 10 rebounds and 11 assists at Boston on 2/7/01. Cassell doubled his career triple-double total on January 22 with a 14-point, 11 rebound and season-high 16-assist performance at Boston. Cassell was one of six players in the league to tally multiple triple-doubles during the regular season.
- The Bucks were one of nine teams to increase their points-per-game production this season. Milwaukee raised its points-per-game average from 97.5 points in 2001-02 to 99.5.
- Milwaukee committed a franchise low 1,044 turnovers, bettering their previous low of 1,123 established in the 1999-00 season. The 12.7 turnovers per game were second in the NBA. In the Bucks 120-93 win over Atlanta, Milwaukee committed a franchise-low four turnovers, one shy of tying the NBA record for fewest turnovers in a game.

PLAYOFF RECORD:

- Lost to New Jersey, First Round, 2-4

HONORS:

- None

2002-03 MILWAUKEE BUCKS

REGULAR SEASON DAY-BY-DAY

| Gm | Date | Opponent | W-L | Score | Record | Bucks High Scorer | Opp. High Scorer | Atten. |
|----|-------|----------------|-----|---------------|--------|---------------------|------------------------|---------|
| 1 | 10/30 | @ Philadelphia | L | 93-95 | 0-1 | Allen, 28 | Iverson, 28 | 19,569 |
| 2 | 11/2 | Orlando | L | 90-100 | 0-2 | Redd, 17 | McGrady, 47 | 16,713 |
| 3 | 11/4 | @ New York | W | 97-88 | 1-2 | Cassell, 22 | Houston, 28 | 18,100 |
| 4 | 11/6 | New Jersey | W | 99-93 | 2-2 | Allen, 29 | Kidd, 24 | 14,539 |
| 5 | 11/7 | @ Minnesota | L | 110-114 | 2-3 | Cassell, 32 | Garnett, 28 | 14,776 |
| 6 | 11/9 | Philadelphia | W | 110-105 (OT) | 3-3 | Thomas, 21 | Iverson, 31 | 16,782 |
| 7 | 11/13 | Chicago | W | 108-101 | 4-3 | Redd, 24 | Rose, 24 | 14,036 |
| 8 | 11/15 | @ Indiana | L | 100-103 (OT) | 4-4 | Allen, 24 | O'Neal, 23 | 16,010 |
| 9 | 11/16 | Boston | W | 104-85 | 5-4 | Allen, 31 | Pierce/Walker, 28 | 18,717* |
| 10 | 11/19 | Miami | L | 93-97 | 5-5 | Allen, 24 | Jones, 22 | 13,632 |
| 11 | 11/22 | @ Golden State | W | 95-91 | 6-5 | Allen, 31 | Dampier, 31 | 12,170 |
| 12 | 11/24 | @ LA Lakers | L | 99-111 | 6-6 | Redd, 19 | O'Neal, 24 | 18,997 |
| 13 | 11/25 | @ Phoenix | L | 81-86 | 6-7 | Cassell, 22 | Marion, 22 | 12,986 |
| 14 | 11/27 | Cleveland | W | 112-80 | 7-7 | Cassell, 30 | Davis, 23 | 15,684 |
| 15 | 11/29 | @ Detroit | L | 91-96 | 7-8 | Cassell, 27 | Hamilton, 20 | 22,076 |
| 16 | 11/30 | Detroit | W | 109-86 | 8-8 | Cassell, 24 | Robinson, 16 | 16,217 |
| 17 | 12/3 | @ Washington | L | 78-103 | 8-9 | Thomas, 17 | Jordan, 25 | 20,173 |
| 18 | 12/5 | @ Atlanta | L | 80-98 | 8-10 | Thomas, 17 | Robinson, 23 | 16,720 |
| 19 | 12/7 | New Orleans | L | 88-94 | 8-11 | Allen, 29 | Mashburn, 23 | 15,784 |
| 20 | 12/9 | @ Cleveland | W | 140-133 (2OT) | 9-11 | Cassell, 39 | Davis, 45 | 6,712 |
| 21 | 12/11 | Indiana | L | 119-126 (OT) | 9-12 | Allen, 26 | O'Neal, 30 | 15,637 |
| 22 | 12/13 | Portland | W | 101-79 | 10-12 | Thomas, 25 | Randolph, 17 | 15,531 |
| 23 | 12/14 | @ Chicago | L | 95-97 | 10-13 | Cassell/Allen, 29 | Rose, 30 | 19,196 |
| 24 | 12/17 | Toronto | L | 117-122 (OT) | 10-14 | Allen, 37 | Lenard, 23 | 15,926 |
| 25 | 12/20 | @ Memphis | L | 84-95 | 10-15 | Cassell, 19 | Person, 23 | 12,642 |
| 26 | 12/21 | New York | W | 94-90 | 11-15 | Cassell, 25 | Houston, 17 | 16,621 |
| 27 | 12/23 | @ Orlando | W | 108-103 | 12-15 | Allen, 35 | Miller, 29 | 13,503 |
| 28 | 12/27 | @ New Jersey | L | 90-110 | 12-16 | Cassell, 25 | Harris, 25 | 13,817 |
| 29 | 12/28 | New Jersey | L | 96-104 | 12-17 | Redd, 21 | Martin, 24 | 15,716 |
| 30 | 12/30 | @ Dallas | W | 110-107 | 13-17 | Cassell, 28 | Nowitzki, 40 | 19,939 |
| 31 | 12/31 | @ Houston | L | 80-103 | 13-18 | Cassell, 22 | Francis, 26 | 14,199 |
| 32 | 1/3 | Utah | L | 115-118 | 13-19 | Allen, 29 | Kirilenko, 21 | 13,803 |
| 33 | 1/6 | @ Cleveland | W | 106-94 | 14-19 | Allen, 27 | Davis, 22 | 7,472 |
| 34 | 1/7 | Sacramento | L | 76-101 | 14-20 | Allen, 16 | Bibby, 20 | 16,072 |
| 35 | 1/10 | Chicago | W | 93-85 (OT) | 15-20 | A. Mason, 21 | Rose, 19 | 16,567 |
| 36 | 1/11 | @ Detroit | W | 89-87 | 16-20 | Allen, 28 | Billups, 26 | 22,076 |
| 37 | 1/14 | Atlanta | W | 97-88 | 17-20 | Cassell/Allen, 21 | Abdur-Rahim, 23 | 15,614 |
| 38 | 1/15 | @ Toronto | W | 99-87 | 18-20 | Cassell, 19 | Peterson, 22 | 18,357 |
| 39 | 1/17 | @ Philadelphia | W | 99-95 | 19-20 | Redd, 22 | Van Horn, 22 | 20,584 |
| 40 | 1/18 | Boston | L | 95-97 | 19-21 | Thomas, 22 | Walker, 25 | 17,186 |
| 41 | 1/22 | @ Boston | W | 106-97 | 20-21 | Cassell, 14 | Pierce, 30 | 16,003 |
| 42 | 1/25 | Denver | W | 88-75 | 21-21 | Cassell, 26 | Harvey, 15 | 18,096 |
| 43 | 1/27 | @ New Orleans | W | 108-93 | 22-21 | Cassell, 25 | Mashburn, 24 | 13,540 |
| 44 | 1/28 | Philadelphia | L | 81-108 | 22-22 | Allen, 18 | Van Horn, 24 | 15,031 |
| 45 | 1/30 | Washington | W | 97-90 | 23-22 | Cassell, 31 | Jordan, 24 | 18,717* |
| 46 | 2/1 | New York | W | 107-100 | 24-22 | Cassell, 24 | Houston, 31 | 16,117 |
| 47 | 2/4 | Toronto | L | 95-98 | 24-23 | Redd, 24 | Carter, 25 | 13,765 |
| 48 | 2/6 | Seattle | W | 97-91 | 25-23 | Allen, 27 | Payton, 27 | 13,749 |
| 49 | 2/12 | Dallas | W | 120-114 | 26-23 | Allen, 28 | Nowitzki, 27 | 15,886 |
| 50 | 2/14 | Detroit | W | 96-86 | 27-23 | Thomas, 21 | Hamilton, 28 | 16,294 |
| 51 | 2/16 | Memphis | L | 95-101 | 27-24 | Allen, 23 | Gasol, 19 | 17,193 |
| 52 | 2/18 | @ Sacramento | L | 93-102 | 27-25 | Kukoc, 21 | Stojakovic, 26 | 17,317 |
| 53 | 2/19 | @ LA Clippers | L | 104-110 | 27-26 | Cassell, 21 | Maggette, 23 | 15,709 |
| 54 | 2/21 | @ Seattle | L | 58-88 | 27-27 | Thomas, 17 | Lewis, 20 | 17,072 |
| 55 | 2/22 | @ Portland | W | 93-90 | 28-27 | Payton, 22 | Wells, 26 | 20,290 |
| 56 | 2/24 | Minnesota | L | 114-117 | 28-28 | Payton, 21 | Garnett, 34 | 18,717* |
| 57 | 2/26 | Phoenix | L | 112-118 | 28-29 | Payton, 26 | Marbury, 41 | 17,213 |
| 58 | 2/28 | @ Indiana | L | 98-107 | 28-30 | Cassell, 23 | B. Miller, 29 | 16,431 |
| 59 | 3/2 | Atlanta | W | 120-93 | 29-30 | Cassell, 28 | Robinson, 24 | 16,629 |
| 60 | 3/4 | @ Miami | W | 100-91 | 30-30 | Cassell, 25 | Grant, 20 | 14,228 |
| 61 | 3/5 | @ Orlando | L | 99-111 | 30-31 | Payton/Redd, 16 | McGrady, 48 | 14,142 |
| 62 | 3/7 | @ Washington | W | 85-82 | 31-31 | Cassell, 24 | Jordan, 27 | 20,173 |
| 63 | 3/8 | Golden State | W | 138-133 (OT) | 32-31 | Cassell/Payton, 28 | Jamison, 40 | 16,324 |
| 64 | 3/11 | San Antonio | L | 102-105 | 32-32 | Cassell, 26 | Rose, 34 | 17,401 |
| 65 | 3/12 | @ Atlanta | L | 92-111 | 32-33 | Cassell, 24 | Abdur-Rahim, 29 | 9,729 |
| 66 | 3/15 | LA Lakers | L | 94-98 | 32-34 | Redd, 21 | O'Neal, 24 | 18,717* |
| 67 | 3/16 | @ New York | L | 111-120 | 32-35 | D. Mason/Payton, 23 | Houston, 50 | 19,357 |
| 68 | 3/19 | @ New Jersey | W | 104-85 | 33-35 | Payton, 23 | Martin, 28 | 13,131 |
| 69 | 3/21 | @ New Orleans | L | 98-113 | 33-36 | Redd, 24 | Mash/Davis, 22 | 17,284 |
| 70 | 3/22 | New Orleans | W | 93-85 | 34-36 | Cassell, 21 | Davis, 20 | 17,111 |
| 71 | 3/25 | @ San Antonio | L | 94-107 | 34-37 | Cassell, 19 | Duncan, 31 | 18,797 |
| 72 | 3/26 | @ Denver | L | 103-108 | 34-38 | Payton, 28 | Howard, 25 | 14,811 |
| 73 | 3/28 | @ Utah | L | 90-103 | 34-39 | Redd, 26 | Harpring, 28 | 19,089 |
| 74 | 3/30 | Miami | W | 109-87 | 35-39 | Payton, 24 | C. Butler, 24 | 18,717* |
| 75 | 3/31 | @ Miami | W | 91-86 | 36-39 | Cassell/Payton, 20 | House, 21 | 14,458 |
| 76 | 4/2 | Houston | W | 106-99 | 37-39 | Johnson, 7 | Posey, 20 | 17,624 |
| 77 | 4/4 | Cleveland | W | 95-93 | 38-39 | Redd, 12 | Davis, 26 | 15,039 |
| 78 | 4/5 | @ Chicago | L | 115-117 (OT) | 38-40 | Payton, 24 | Rose, 31 | 20,037 |
| 79 | 4/9 | LA Clippers | W | 112-92 | 39-40 | Kukoc, 26 | Brand, 21 | 14,071 |
| 80 | 4/11 | @ Toronto | W | 105-103 | 40-40 | Kukoc, 25 | Alston/J. Williams, 20 | 17,762 |
| 81 | 4/13 | Indiana | W | 107-98 | 41-40 | Cassell, 33 | O'Neal, 25 | 17,064 |
| 82 | 4/16 | Orlando | W | 93-87 | 42-40 | Thomas, 21 | Armstrong, 15 | 15,714 |

* denotes sellout

GENERAL
INFO

FRONT
OFFICE

PLAYERS

2011-12
SEASON

STATS &
RECORDS

HISTORY

NBA

OPPONENTS

MEDIA

2003-04 MILWAUKEE BUCKS



BACK ROW: Equipment and Team Facilities Manager Harold Lewis, Strength and Conditioning Coach Tim Wilson, Assistant Coach Jim Todd, Assistant Coach Bob Ociepka, Assistant Coach Mike Schuler, Assistant Coach Sam Mitchell, Athletic Trainer Steve Condon, Assistant Athletic Trainer Andre Daniel. **MIDDLE ROW:** President Herb Kohl, Brevin Knight, Erick Strickland, Desmond Mason, Head Coach Terry Porter, Michael Redd, Damon Jones, T.J. Ford, General Manager Larry Harris. **FRONT ROW:** Marcus Haislip, Keith Van Horn, Joe Smith, Daniel Santiago, Brian Skinner, Dan Gadzuric, Toni Kukoc.

REGULAR SEASON (41-41) - 3RD, CENTRAL DIVISION - PLAYOFFS (1-4)

| PLAYER | G-GS | MIN | FG-FGA | PCT | 3FG-FA | PCT | FT-FTA | PCT | OR | DR | TR | AST | PF-DQ | STL | BLK | PTS | AVG |
|----------------|-----------|--------------|------------------|-------------|-----------------|-------------|------------------|-------------|------------|-------------|-------------|-------------|-------------|------------|------------|-------------|-------------|
| Redd | 82-82 | 3021 | 633-1439 | .440 | 127-363 | .350 | 383-441 | .868 | 118 | 289 | 407 | 185 | 152-0 | 81 | 6 | 1776 | 21.7 |
| Van Horn (TOT) | 72-62 | 2340 | 410-903 | .454 | 93-233 | .399 | 249-290 | .859 | 149 | 352 | 501 | 120 | 215-6 | 68 | 33 | 1162 | 16.1 |
| Van Horn (MIL) | 25-15 | 766 | 137-290 | .472 | 33-72 | .458 | 86-91 | .945 | 51 | 107 | 158 | 37 | 64-6 | 16 | 15 | 393 | 15.7 |
| Mason | 82-31 | 2534 | 409-867 | .472 | 9-39 | .231 | 356-463 | .769 | 93 | 266 | 359 | 152 | 191-2 | 60 | 24 | 1183 | 14.4 |
| Thomas | 42-42 | 1343 | 226-510 | .443 | 47-130 | .362 | 93-122 | .762 | 38 | 167 | 205 | 90 | 127-3 | 40 | 15 | 592 | 14.1 |
| Smith | 76-76 | 2254 | 311-708 | .439 | 1-5 | .200 | 207-241 | .859 | 230 | 413 | 643 | 78 | 209-1 | 47 | 94 | 830 | 10.9 |
| Skinner | 56-54 | 1577 | 255-513 | .497 | 0-0 | – | 79-138 | .572 | 119 | 292 | 411 | 49 | 165-3 | 30 | 61 | 589 | 10.5 |
| Kukoc | 73-0 | 1522 | 211-506 | .417 | 49-168 | .292 | 145-199 | .729 | 60 | 211 | 271 | 200 | 110-0 | 59 | 21 | 616 | 8.4 |
| Ford | 55-55 | 1472 | 153-398 | .384 | 5-21 | .238 | 80-98 | .816 | 37 | 140 | 177 | 356 | 123-0 | 60 | 3 | 391 | 7.1 |
| Jones | 82-26 | 2016 | 210-524 | .401 | 98-273 | .359 | 55-72 | .764 | 15 | 155 | 170 | 478 | 92-0 | 30 | 4 | 573 | 7.0 |
| Gadzuric | 75-0 | 1260 | 183-349 | .524 | 0-1 | – | 58-118 | .492 | 126 | 220 | 346 | 28 | 186-0 | 51 | 105 | 424 | 5.7 |
| Strickland | 43-0 | 571 | 79-196 | .403 | 29-66 | .439 | 44-51 | .863 | 13 | 58 | 71 | 90 | 63-0 | 26 | 2 | 231 | 5.4 |
| Knight (TOT) | 56-13 | 1037 | 105-246 | .427 | 2-8 | .250 | 49-65 | .754 | 14 | 98 | 112 | 204 | 107-1 | 84 | 1 | 261 | 4.7 |
| Knight (MIL) | 21-1 | 420 | 46-105 | .438 | 1-3 | .333 | 30-38 | .789 | 3 | 45 | 48 | 98 | 56-1 | 29 | 0 | 123 | 5.9 |
| Santiago | 54-28 | 708 | 78-163 | .479 | 0-0 | – | 61-90 | .678 | 35 | 97 | 132 | 24 | 98-0 | 19 | 21 | 217 | 4.0 |
| Haislip | 31-0 | 263 | 36-74 | .486 | 1-2 | .500 | 20-28 | .714 | 21 | 32 | 53 | 2 | 25-0 | 6 | 12 | 93 | 3.0 |
| Langhi (TOT) | 6-0 | 37 | 5-14 | .357 | 1-2 | .500 | 2-2 | 1.00 | 0 | 4 | 4 | 0 | 7-0 | 0 | 0 | 13 | 2.2 |
| Langhi (MIL) | 2-0 | 20 | 3-8 | .375 | 1-2 | .500 | 0-0 | – | 0 | 1 | 1 | 0 | 2-0 | 0 | 0 | 7 | 3.5 |
| Przybilla | 5-0 | 33 | 0-0 | – | 0-0 | – | 1-2 | .500 | 1 | 9 | 10 | 3 | 5-0 | 0 | 0 | 1 | 0.2 |
| BUCKS | 82 | 19780 | 2970-6650 | .447 | 401-1145 | .350 | 1698-2192 | .775 | 960 | 2502 | 3462 | 1872 | 1668 | 554 | 383 | 8039 | 98.0 |

HIGHLIGHTS:

- The Bucks finished with a .500 or better record for the sixth consecutive season. It's their 24th .500 or better season in their 36-year history and the team advances to the postseason for the fifth time in the last six seasons.
- In his first season as an NBA Head Coach, Terry Porter leads the Bucks to a 41-41 mark. He finished tied for third in Coach of the Year voting and was also a nominee for the J. Walter Kennedy Citizenship Award.
- Milwaukee led the Eastern Conference in scoring, averaging 98.0 points per game, good for 4th in the NBA. The Bucks committed the fewest turnovers per game (13.54) in the Eastern Conference and were third in the NBA in that category.
- The Bucks go 33-21 against Eastern Conference opponents.
- Michael Redd, the runner-up for Sixth Man of the Year in 2002-03, started in every game for the Bucks, averaging a team-high 21.7 points (10th in the NBA). Redd was voted by the coaches of the Eastern Conference to appear in his first All-Star Game where he scored 13 points on 5-12 shooting with three rebounds and three steals in 15 minutes.
- In January, Redd earned the Player of the Month award for the Eastern Conference after twice scoring a career-high 40 points.
- At the end of the season, several Bucks were nominated for awards. Redd was named to the NBA All-Third Team and finished fifth in voting for Most Improved Player. T.J. Ford was named to the All-Rookie Second Team. Desmond Mason finished sixth in Sixth Man of the Year voting.
- T.J. Ford suffered a spinal cord bruise in a February 24 game against Minnesota and missed the remainder of the season.
- Milwaukee shot 0-6 from three-point range at Phoenix in their 123-111 loss on March 20. It was the first time that the Bucks failed to make a three-point basket since February 21, 2002, ironically versus Phoenix in a 92-81 loss at the Bradley Center. It broke a streak of 191 straight games with a three-pointer made for the Bucks.

PLAYOFF RECORD:

- Lost to Detroit, First Round, 1-4

HONORS:

- Michael Redd - NBA All-Star team; All-NBA Third Team; NBA All-Inter-view team
- T.J. Ford - NBA All-Rookie Second Team

2003-04 MILWAUKEE BUCKS

REGULAR SEASON DAY-BY-DAY

| Gm | Date | Opponent | W-L | Score | Record | Bucks High Scorer | Opp. High Scorer | Atten. |
|----|-------|----------------|-----|--------------|--------|-------------------|--------------------|---------|
| 1 | 10/29 | @ Minnesota | L | 89-95 | 0-1 | Mason/Redd, 16 | Garnett, 25 | 17,784 |
| 2 | 10/31 | @ Indiana | W | 93-79 | 1-1 | Redd, 21 | Harrington, 26 | 17,607 |
| 3 | 11/1 | Chicago | W | 98-68 | 2-1 | Smith, 19 | Crawford, 17 | 18,717* |
| 4 | 11/4 | LA Lakers | L | 107-113 | 2-2 | Redd, 36 | Bryant, 31 | 18,717* |
| 5 | 11/5 | @ New York | W | 106-90 | 3-2 | Thomas, 22 | Houston, 35 | 17,137 |
| 6 | 11/7 | @ Detroit | L | 99-105 | 3-3 | Redd, 28 | Billups, 27 | 20,204 |
| 7 | 11/8 | New York | W | 90-87 | 4-3 | Thomas, 23 | Houston, 28 | 17,103 |
| 8 | 11/12 | Seattle | L | 99-104 | 4-4 | Kukoc/Redd, 20 | Lewis, 31 | 15,496 |
| 9 | 11/15 | Utah | W | 100-95 | 5-4 | Redd, 25 | Arroyo, 21 | 16,712 |
| 10 | 11/18 | Atlanta | L | 93-101 | 5-5 | Thomas, 17 | Abdur-Rahim, 27 | 14,831 |
| 11 | 11/19 | @ Denver | L | 86-94 | 5-6 | Thomas, 25 | Miller, 17 | 12,919 |
| 12 | 11/21 | @ Utah | L | 90-99 | 5-7 | Redd, 28 | Kirilenko, 20 | 18,182 |
| 13 | 11/23 | @ Toronto | W | 82-62 | 6-7 | Kukoc, 15 | Carter, 15 | 17,702 |
| 14 | 11/25 | Philadelphia | W | 95-91 | 7-7 | Redd, 26 | Iverson, 28 | 17,639 |
| 15 | 11/28 | @ Boston | L | 96-106 | 7-8 | Redd, 20 | Pierce, 26 | 18,624 |
| 16 | 11/29 | Boston | W | 100-94 | 8-8 | Redd, 23 | James, 23 | 18,022 |
| 17 | 12/1 | @ Chicago | L | 87-97 | 8-9 | Redd, 26 | Crawford, 30 | 17,140 |
| 18 | 12/2 | @ Atlanta | W | 106-94 | 9-9 | Redd, 25 | Abdur-Rahim, 26 | 10,991 |
| 19 | 12/5 | @ New Jersey | L | 86-93 | 9-10 | Redd, 24 | Kittles, 22 | 14,154 |
| 20 | 12/6 | Washington | L | 109-114 (OT) | 9-11 | Redd, 28 | Hughes, 36 | 16,220 |
| 21 | 12/8 | @ New Orleans | L | 85-91 | 9-12 | Mason, 17 | Magloire, 20 | 14,747 |
| 22 | 12/10 | Golden State | W | 94-89 (OT) | 10-12 | Redd, 25 | Van Exel, 21 | 14,367 |
| 23 | 12/12 | Chicago | W | 109-95 | 11-12 | Redd, 30 | Fizer, 19 | 17,486 |
| 24 | 12/14 | @ Seattle | L | 102-108 | 11-13 | Redd, 27 | Murray, 23 | 12,075 |
| 25 | 12/16 | @ Portland | W | 106-99 | 12-13 | Thomas, 23 | Randolph, 30 | 14,396 |
| 26 | 12/17 | @ LA Clippers | L | 83-93 | 12-14 | Gadzuric, 16 | Simmons, 20 | 13,794 |
| 27 | 12/20 | New Jersey | W | 92-87 | 13-14 | Thomas, 21 | Kittles, 20 | 16,782 |
| 28 | 12/23 | Detroit | W | 83-78 | 14-14 | Redd/Smith, 18 | Hamilton, 17 | 15,081 |
| 29 | 12/26 | Indiana | W | 101-96 | 15-14 | Redd, 26 | O'Neal, 27 | 17,512 |
| 30 | 12/28 | @ San Antonio | L | 74-89 | 15-15 | Redd, 22 | Ginobili, 25 | 18,797 |
| 31 | 12/30 | @ Dallas | L | 92-101 | 15-16 | Redd, 25 | Walker, 22 | 20,095 |
| 32 | 1/2 | Dallas | W | 109-101 | 16-16 | Redd, 21 | Nowitzki, 23 | 18,717* |
| 33 | 1/4 | @ Washington | W | 100-94 | 17-16 | Redd, 27 | Brown, 23 | 12,073 |
| 34 | 1/5 | @ Philadelphia | W | 88-76 | 18-16 | Mason, 24 | Iverson, 18 | 18,337 |
| 35 | 1/7 | Phoenix | W | 95-87 | 19-16 | Redd, 23 | Johnson, 25 | 14,009 |
| 36 | 1/9 | Miami | W | 103-94 | 20-16 | Kukoc, 24 | Odum, 22 | 18,717* |
| 37 | 1/10 | @ New York | L | 88-94 | 20-17 | Redd, 19 | Thomas, 28 | 19,763 |
| 38 | 1/13 | Boston | W | 111-103 | 21-17 | Redd, 20 | Davis, 33 | 13,417 |
| 39 | 1/15 | New Jersey | W | 86-83 | 22-17 | Kukoc, 17 | Martin, 24 | 14,438 |
| 40 | 1/17 | Detroit | L | 94-99 | 22-18 | Redd, 30 | Billups, 26 | 18,717* |
| 41 | 1/19 | @ Orlando | L | 99-106 | 22-19 | Smith, 19 | McGrady, 34 | 14,574 |
| 42 | 1/21 | Orlando | W | 113-102 | 23-19 | Redd, 40 | Howard, 24 | 13,455 |
| 43 | 1/23 | Toronto | W | 98-86 | 24-19 | Mason, 20 | Marshall, 17 | 15,813 |
| 44 | 1/26 | San Antonio | W | 93-92 | 25-19 | Thomas, 22 | Parker, 26 | 14,385 |
| 45 | 1/28 | @ New Orleans | L | 100-101 | 25-20 | Redd, 40 | Mashburn, 24 | 14,007 |
| 46 | 1/30 | Cleveland | W | 101-95 | 26-20 | Redd, 24 | James, 20 | 18,717* |
| 47 | 1/31 | @ Atlanta | L | 83-93 | 26-21 | Redd, 21 | Abdur-Rahim, 21 | 9,317 |
| 48 | 2/4 | @ Houston | L | 89-103 | 26-22 | Skinner, 17 | Francis, 23 | 12,223 |
| 49 | 2/6 | @ Memphis | L | 85-105 | 26-23 | Redd, 25 | Gasol, 27 | 15,433 |
| 50 | 2/7 | New Orleans | W | 107-97 | 27-23 | Redd, 25 | Magloire, 20 | 17,714 |
| 51 | 2/10 | Sacramento | L | 117-124 | 27-24 | Kukoc/Mason, 21 | Stojakovic, 31 | 17,407 |
| 52 | 2/17 | Orlando | W | 127-104 | 28-24 | Redd, 27 | McGrady, 41 | 15,167 |
| 53 | 2/18 | @ Detroit | L | 98-102 | 28-25 | Redd, 23 | Hamilton, 23 | 22,076 |
| 54 | 2/21 | LA Clippers | L | 103-105 | 28-26 | Van Horn, 23 | Brand, 31 | 18,717* |
| 55 | 2/22 | @ Washington | W | 113-85 | 29-26 | Redd, 25 | Arenas, 21 | 14,296 |
| 56 | 2/24 | Minnesota | L | 102-108 | 29-27 | Redd/Van Horn, 25 | Cassell, 29 | 18,717* |
| 57 | 2/25 | @ Boston | W | 106-104 | 30-27 | Redd, 26 | Pierce, 21 | 13,768 |
| 58 | 2/27 | Memphis | W | 106-104 | 31-27 | Van Horn, 30 | Posey, 25 | 18,289 |
| 59 | 2/29 | Miami | W | 108-104 | 32-27 | Redd, 27 | Jones, 25 | 18,311 |
| 60 | 3/3 | @ Orlando | W | 105-97 | 33-27 | Van Horn, 25 | McGrady, 31 | 12,366 |
| 61 | 3/4 | @ Miami | L | 98-104 | 33-28 | Van Horn, 22 | Alston, 23 | 14,338 |
| 62 | 3/6 | @ Cleveland | L | 97-106 | 33-29 | Redd, 18 | Ilgauskas, 29 | 20,562 |
| 63 | 3/8 | @ Philadelphia | L | 92-97 | 33-30 | Redd, 20 | Buckner, 20 | 17,561 |
| 64 | 3/10 | Atlanta | W | 94-80 | 34-30 | Redd/Van Horn, 23 | Terry, 20 | 13,497 |
| 65 | 3/12 | Denver | L | 117-111 | 34-31 | Van Horn, 25 | Anthony, 31 | 18,717* |
| 66 | 3/14 | New York | L | 100-103 | 34-32 | Skinner, 21 | Marbury, 21 | 18,279 |
| 67 | 3/16 | Portland | L | 99-100 | 34-33 | Redd, 26 | Anderson/Miles, 20 | 14,736 |
| 68 | 3/20 | @ Phoenix | L | 111-123 | 34-34 | Smith, 19 | Stoudemire, 27 | 18,422 |
| 69 | 3/21 | @ LA Lakers | L | 103-104 (OT) | 34-35 | Van Horn, 32 | O'Neal, 31 | 18,997 |
| 70 | 3/23 | @ Sacramento | W | 112-101 | 35-35 | Redd, 26 | Bibby, 27 | 17,317 |
| 71 | 3/24 | @ Golden State | L | 89-98 | 35-36 | Redd, 24 | Four players, 18 | 14,367 |
| 72 | 3/26 | @ Chicago | W | 115-105 | 36-36 | Smith, 23 | Pargo, 34 | 21,246 |
| 73 | 3/28 | Houston | L | 107-111 | 36-37 | Redd, 36 | Yao, 27 | 18,717* |
| 74 | 3/30 | Indiana | W | 95-86 | 37-37 | Smith, 25 | O'Neal, 20 | 17,245 |
| 75 | 3/31 | @ Indiana | L | 78-111 | 37-38 | Kukoc, 15 | Artest, 21 | 15,577 |
| 76 | 4/2 | Cleveland | W | 107-89 | 38-38 | Redd, 23 | Boozier, 26 | 17,813 |
| 77 | 4/4 | @ Toronto | W | 90-83 | 39-38 | Skinner, 19 | Rose, 21 | 17,276 |
| 78 | 4/6 | @ New Jersey | W | 103-98 | 40-38 | Jones, 23 | Rogers, 26 | 13,967 |
| 79 | 4/7 | Washington | W | 116-107 | 41-38 | Redd, 35 | Hughes, 19 | 17,002 |
| 80 | 4/10 | New Orleans | L | 87-92 | 41-39 | Redd, 27 | Magloire, 26 | 18,717* |
| 81 | 4/12 | @ Cleveland | L | 89-93 | 41-40 | Mason, 25 | James, 27 | 20,562 |
| 82 | 4/14 | Toronto | L | 87-89 | 41-41 | Mason, 27 | Carter, 23 | 16,065 |

* denotes sellout

GENERAL
INFO

FRONT
OFFICE

PLAYERS

2011-12
SEASON

STATS &
RECORDS

HISTORY

NBA

OPPONENTS

MEDIA

2004-05 MILWAUKEE BUCKS



BACK ROW: Marcus Fizer, Zaza Pachulia, Dan Gadzuric, Daniel Santiago, Calvin Booth, Toni Kukoc, Joe Smith. **MIDDLE ROW:** President Herb Kohl, T.J. Ford, Mo Williams, Erick Strickland, Desmond Mason, Michael Redd, Reece Gaines, Anthony Goldwire, General Manager Larry Harris. **FRONT ROW:** Assistant Athletic Trainer John Anderson, Athletic Trainer Andre Daniel, Assistant Coach Jim Boylen, Assistant Coach Bob Ociepka, Head Coach Terry Porter, Assistant Coach Mike Schuler, Assistant Coach Jerome Kersey, Strength and Conditioning Coach Tim Wilson, Equipment and Team Facilities Manager Harold Lewis.

REGULAR SEASON (30-52) - 5TH, CENTRAL DIVISION - PLAYOFFS (DNQ)

| PLAYER | G-GS | MIN | FG-FGA | PCT | 3FG-FA | PCT | FT-FTA | PCT | OR | DR | TR | AST | PF-DQ | STL | BLK | PTS | AVG |
|--------------|-----------|--------------|------------------|-------------|----------------|-------------|------------------|-------------|------------|-------------|-------------|-------------|----------------|------------|------------|-------------|-------------|
| Redd | 75-75 | 2848 | 625-1418 | .441 | 104-293 | .355 | 369-432 | .854 | 72 | 240 | 312 | 172 | 152-0 | 63 | 8 | 1723 | 23.0 |
| Mason | 80-71 | 2893 | 478-1079 | .443 | 1-8 | .125 | 420-524 | .802 | 85 | 227 | 312 | 217 | 198-1 | 58 | 27 | 1377 | 17.2 |
| James | 47-0 | 1167 | 205-460 | .446 | 58-152 | .382 | 67-90 | .744 | 23 | 99 | 122 | 185 | 114-2 | 40 | 4 | 535 | 11.4 |
| Smith | 74-73 | 2265 | 319-621 | .514 | 0-1 | .000 | 175-228 | .768 | 179 | 362 | 541 | 67 | 222-5 | 43 | 38 | 813 | 11.0 |
| Van Horn | 33-13 | 818 | 128-285 | .449 | 30-78 | .385 | 56-65 | .862 | 55 | 110 | 165 | 41 | 82-1 | 21 | 11 | 342 | 10.4 |
| Williams | 80-80 | 2254 | 323-737 | .438 | 32-99 | .323 | 136-160 | .850 | 50 | 194 | 244 | 484 | 221-3 | 74 | 11 | 814 | 10.2 |
| Gadzuric | 81-81 | 1783 | 243-451 | .539 | 0-0 | — | 107-199 | .538 | 261 | 413 | 674 | 30 | 224-1 | 47 | 106 | 593 | 7.3 |
| Fizer | 54-0 | 903 | 133-292 | .455 | 0-6 | .000 | 70-103 | .680 | 29 | 146 | 175 | 64 | 96-0 | 25 | 13 | 336 | 6.2 |
| Pachulia | 74-4 | 1397 | 160-354 | .452 | 0-1 | .000 | 138-185 | .746 | 131 | 247 | 378 | 60 | 166-0 | 44 | 34 | 458 | 6.2 |
| Gill | 14-0 | 284 | 32-80 | .400 | 3-9 | .333 | 18-20 | .900 | 11 | 26 | 37 | 27 | 37-0 | 14 | 4 | 85 | 6.1 |
| Kukoc | 53-6 | 1099 | 105-256 | .410 | 42-116 | .362 | 44-61 | .721 | 31 | 129 | 160 | 160 | 70-0 | 39 | 13 | 296 | 5.6 |
| Goldwire (T) | 33-2 | 537 | 57-136 | .419 | 32-80 | .400 | 26-31 | .839 | 10 | 49 | 59 | 78 | 32-0 | 15 | 0 | 172 | 5.2 |
| Goldwire (M) | 24-2 | 482 | 53-121 | .438 | 29-71 | .408 | 19-23 | .826 | 9 | 42 | 51 | 78 | 27-0 | 15 | 0 | 154 | 6.4 |
| Strickland | 62-5 | 1014 | 114-304 | .375 | 21-83 | .253 | 52-64 | .813 | 11 | 92 | 103 | 115 | 103-1 | 30 | 1 | 301 | 4.9 |
| House | 5-0 | 41 | 6-17 | .353 | 4-6 | .667 | 0-0 | — | 0 | 3 | 3 | 5 | 3-0 | 2 | 0 | 16 | 3.2 |
| Hamilton | 16-0 | 159 | 11-32 | .344 | 0-0 | — | 29-48 | .604 | 18 | 24 | 42 | 6 | 26-0 | 5 | 2 | 51 | 3.2 |
| Booth (T) | 51-1 | 451 | 49-108 | .454 | 0-1 | .000 | 26-32 | .813 | 29 | 78 | 107 | 8 | 78-0 | 15 | 28 | 124 | 2.4 |
| Booth (M) | 17-0 | 189 | 15-29 | .517 | 0-0 | — | 12-16 | .750 | 13 | 36 | 49 | 4 | 23-0 | 4 | 12 | 42 | 2.5 |
| Santiago | 11-0 | 105 | 7-21 | .333 | 0-0 | — | 8-11 | .727 | 6 | 13 | 19 | 1 | 28-1 | 3 | 4 | 22 | 2.0 |
| Gaines (T) | 21-0 | 187 | 17-50 | .340 | 4-14 | .286 | 3-4 | .750 | 1 | 13 | 14 | 7 | 17-0 | 5 | 1 | 41 | 2.0 |
| Gaines (M) | 11-0 | 79 | 7-23 | .304 | 1-2 | .500 | 0-0 | — | 1 | 2 | 3 | 4 | 5-0 | 2 | 1 | 15 | 1.4 |
| BUCKS | 82 | 19780 | 2964-6580 | .450 | 325-925 | .351 | 1720-2229 | .772 | 985 | 2405 | 3390 | 1720 | 1797-15 | 529 | 289 | 7973 | 97.2 |

HIGHLIGHTS:

- The Bucks finished with a sub .500 winning percentage for the first time since the 1998-99 season (30-52), but they did have their eighth consecutive winning season at home (23-18).
- Michael Redd maintained a career-high scoring average of 23.0 points per game (11th in the NBA).
- Redd also became just the second player in team history to lead the Bucks in scoring 50 or more times in one season (he did it 50 times) ... Kareem Abdul-Jabbar was the other.
- Redd scored his 5,000th career point on March 4 and connected on his 500th career three-pointer on April 13.
- 15 separate players missed games due to injury, illness or suspension. T.J. Ford missed the entire season while recovering from neck surgery and Redd saw a string of 212 consecutive games played snapped due to a sprained left index finger ... In all, 247 games were missed.
- The Bucks and Golden State Warriors tied an NBA-low for combined turnovers in a game with 11 (Milwaukee had 6 and Golden State had 5) on March 30.
- The Bucks held Seattle to 73 points on 29.4 percent shooting on February 27. The 73 points were tied for 10th for an opponent-low in Bucks history (only 13 times in their history has a team been held to 73 points or less).
- The Bucks scored 78 first-half points on February 8 against Boston, including 42 second-quarter points, on their way to a 121-97 win ... The 78 points were the most by the Bucks in a single half since the team scored the same amount on March 24, 1987 against New York.

PLAYOFF RECORD:

- Did not qualify

HONORS:

- None

2004-05 MILWAUKEE BUCKS

REGULAR SEASON DAY-BY-DAY

| Gm | Date | Opponent | W-L | Score | Record | Bucks High Scorer | Opp. High Scorer | Atten. |
|----|-------|----------------|-----|---------------|--------|--------------------|------------------------|---------|
| 1 | 11/3 | @ Orlando | L | 92-93 | 0-1 | Redd, 19 | Francis - 26 | 15,138 |
| 2 | 11/6 | Cleveland | W | 102-88 | 1-1 | Redd, 28 | James - 31 | 17,863 |
| 3 | 11/10 | Charlotte | W | 102-100 | 2-1 | Mason, 31 | Brezec - 20 | 17,029 |
| 4 | 11/13 | New Orleans | W | 94-91 | 3-1 | Redd, 30 | Armstrong - 21 | 16,333 |
| 5 | 11/14 | @ Miami | L | 110-112 (2OT) | 3-2 | Van Horn, 26 | E. Jones, 19 | 18,984 |
| 6 | 11/17 | Miami | L | 106-113 | 3-3 | Redd, 33 | E. Jones, 27 | 15,891 |
| 7 | 11/19 | @ Portland | L | 98-110 | 3-4 | Redd, 29 | Stoudamire, 33 | 15,375 |
| 8 | 11/21 | @ Sacramento | L | 79-88 | 3-5 | Redd, 16 | Stojakovic, 21 | 17,317 |
| 9 | 11/23 | @ LA Lakers | L | 96-100 | 3-6 | Mason, 26 | Bryant, 30 | 18,215 |
| 10 | 11/24 | @ Phoenix | L | 104-111 | 3-7 | Redd, 22 | Marion, 23 | 15,088 |
| 11 | 11/27 | Detroit | W | 96-90 | 4-7 | Redd, 29 | R. Wallace, 20 | 16,824 |
| 12 | 11/30 | LA Lakers | L | 90-95 | 4-8 | Mason, 32 | Cook, 25 | 14,975 |
| 13 | 12/1 | @ Boston | L | 100-101 | 4-9 | Redd, 23 | Pierce, 23 | 13,180 |
| 14 | 12/4 | San Antonio | L | 83-104 | 4-10 | Mason -18 | Duncan, 20 | 17,812 |
| 15 | 12/7 | @ Indiana | W | 89-86 | 5-10 | Redd, 28 | Miller, 32 | 15,251 |
| 16 | 12/8 | Miami | L | 96-101 | 5-11 | Mason, 19 | Haslem, 20 | 15,632 |
| 17 | 12/10 | Indiana | W | 95-86 | 6-11 | Redd, 21 | Miller, 17 | 15,906 |
| 18 | 12/12 | @ Philadelphia | L | 101-107 | 6-12 | Redd, 28 | Iverson, 40 | 15,764 |
| 19 | 12/14 | Sacramento | L | 86-89 | 6-13 | Mason, 23 | Bibby, 27 | 13,687 |
| 20 | 12/16 | @ Chicago | L | 77-85 | 6-14 | Redd, 22 | Hinrich, 28 | 14,403 |
| 21 | 12/18 | Philadelphia | L | 97-116 | 6-15 | Redd, 29 | Iverson, 54 | 16,839 |
| 22 | 12/22 | Portland | L | 95-104 | 6-16 | James, 22 | Van Exel, 26 | 13,789 |
| 23 | 12/26 | Chicago | W | 99-92 | 7-16 | Redd, 39 | Gordon, 19 | 15,738 |
| 24 | 12/28 | Houston | W | 115-87 | 8-16 | Redd, 28 | McGrady, 20 | 17,049 |
| 25 | 12/29 | @ Orlando | W | 111-105 | 9-16 | Redd, 29 | Hill, 26 | 14,438 |
| 26 | 12/31 | @ Houston | L | 90-105 | 9-17 | Redd, 21 | McGrady, 42 | 16,194 |
| 27 | 1/2 | @ Dallas | L | 104-123 | 9-18 | James, 20 | Nowitzki, 39 | 20,067 |
| 28 | 1/4 | @ Indiana | L | 99-116 | 9-19 | Mason, 21 | O'Neal, 55 | 14,738 |
| 29 | 1/5 | New Jersey | W | 97-74 | 10-19 | James/Smith, 17 | Smith, 19 | 13,081 |
| 30 | 1/7 | @ Toronto | W | 107-105 (OT) | 11-19 | Mason, 23 | Rose/E. Williams, 21 | 16,537 |
| 31 | 1/8 | Utah | W | 89-86 | 12-19 | Redd, 26 | Boozer, 28 | 15,609 |
| 32 | 1/11 | @ Atlanta | L | 80-103 | 12-20 | James, 14 | Lue, 18 | 11,280 |
| 33 | 1/12 | @ San Antonio | L | 79-94 | 12-21 | Redd, 24 | Duncan, 21 | 16,754 |
| 34 | 1/14 | Washington | L | 103-105 | 12-22 | Redd, 20 | Hughes, 23 | 15,621 |
| 35 | 1/15 | @ Memphis | L | 82-101 | 12-23 | Redd, 26 | Williams, 25 | 17,539 |
| 36 | 1/17 | @ Charlotte | W | 99-92 | 13-23 | Redd, 27 | Okafor, 15 | 10,523 |
| 37 | 1/19 | @ New Jersey | L | 90-96 | 13-24 | Redd, 30 | Carter, 23 | 10,439 |
| 38 | 1/21 | Detroit | W | 89-86 | 14-24 | James, 20 | Prince, 26 | 16,145 |
| 39 | 1/23 | @ New York | W | 101-96 | 15-24 | Mason, 22 | Marbury, 33 | 19,563 |
| 40 | 1/26 | Phoenix | L | 115-121 | 15-25 | Redd, 27 | Marion, 24 | 13,847 |
| 41 | 1/28 | Denver | L | 100-106 | 15-26 | Redd, 26 | Anthony, 25 | 16,219 |
| 42 | 1/30 | @ Cleveland | L | 87-104 | 15-27 | Redd, 23 | Gooden, 33 | 18,094 |
| 43 | 2/1 | Minnesota | W | 91-86 | 16-27 | Redd, 19 | Sprewell, 24 | 15,947 |
| 44 | 2/4 | LA Clippers | W | 92-90 | 17-27 | Redd, 32 | Brand, 31 | 13,814 |
| 45 | 2/5 | @ Washington | L | 94-112 | 17-28 | Redd, 26 | Arenas, 31 | 20,173 |
| 46 | 2/8 | Boston | W | 121-97 | 18-28 | James, 28 | LaFrentz/Reed, 13 | 13,764 |
| 47 | 2/9 | @ Toronto | W | 110-107 | 19-28 | Redd, 29 | Rose, 26 | 14,269 |
| 48 | 2/12 | Atlanta | W | 113-83 | 20-28 | Mason, 23 | Walker, 21 | 15,876 |
| 49 | 2/14 | @ Detroit | L | 83-107 | 20-29 | Strickland, 18 | Billups/R. Wallace, 17 | 22,076 |
| 50 | 2/16 | @ New York | L | 90-108 | 20-30 | Kukoc, 20 | Crawford, 23 | 19,763 |
| 51 | 2/22 | @ Charlotte | W | 112-102 | 21-30 | Redd, 39 | Knight, 19 | 10,817 |
| 52 | 2/23 | New Jersey | W | 100-81 | 22-30 | Mason, 15 | Carter, 26 | 14,216 |
| 53 | 2/25 | Toronto | L | 102-106 | 22-31 | Williams, 21 | Bosh, 27 | 15,883 |
| 54 | 2/27 | Seattle | W | 99-73 | 23-31 | Redd, 35 | Allen, 16 | 17,112 |
| 55 | 3/1 | Philadelphia | L | 111-118 | 23-32 | Redd, 35 | Iverson, 48 | 13,978 |
| 56 | 3/4 | @ Minnesota | L | 97-103 | 23-33 | Redd, 24 | Szczerbiak, 28 | 18,779 |
| 57 | 3/5 | Chicago | W | 95-87 | 24-33 | Mason, 20 | Hinrich, 24 | 18,717* |
| 58 | 3/7 | @ Chicago | L | 85-90 | 24-34 | Redd, 26 | Hinrich, 17 | 20,042 |
| 59 | 3/8 | Atlanta | W | 105-101 | 25-34 | Williams/Mason, 22 | Lue, 27 | 13,117 |
| 60 | 3/11 | Dallas | L | 110-112 | 25-35 | Redd, 33 | Nowitzki, 29 | 16,489 |
| 61 | 3/12 | @ New Orleans | L | 107-111 | 25-36 | Redd, 29 | Dickau/Smith, 17 | 14,899 |
| 62 | 3/14 | @ Miami | L | 71-110 | 25-37 | Redd, 14 | Wade, 29 | 19,600 |
| 63 | 3/16 | Cleveland | W | 96-88 | 26-37 | Redd, 32 | James, 34 | 17,624 |
| 64 | 3/18 | Washington | W | 99-90 | 27-37 | Redd, 26 | Arenas, 27 | 15,108 |
| 65 | 3/20 | @ Denver | L | 103-114 | 27-38 | Mason, 24 | Miller, 22 | 16,816 |
| 66 | 3/22 | @ Seattle | L | 84-92 | 27-39 | Redd, 22 | Lewis, 29 | 16,197 |
| 67 | 3/23 | @ LA Clippers | L | 108-116 | 27-40 | Redd, 31 | Maggette, 34 | 17,708 |
| 68 | 3/25 | @ Golden State | L | 117-118 (OT) | 27-41 | Redd, 33 | B. Davis, 29 | 16,371 |
| 69 | 3/26 | @ Utah | L | 89-94 | 27-42 | Williams, 19 | Bell, 23 | 18,677 |
| 70 | 3/28 | Indiana | L | 76-90 | 27-43 | Redd, 14 | Miller, 22 | 14,071 |
| 71 | 3/30 | Golden State | L | 109-113 | 27-44 | Redd, 24 | B. Davis, 25 | 14,936 |
| 72 | 4/1 | Memphis | L | 82-93 | 27-45 | Mason, 24 | Gasol, 20 | 14,983 |
| 73 | 4/3 | New York | W | 106-102 | 28-45 | Redd, 32 | T. Thomas, 23 | 15,201 |
| 74 | 4/6 | @ Boston | L | 97-103 | 28-46 | Mason, 23 | Davis, 27 | 17,210 |
| 75 | 4/8 | Charlotte | W | 93-75 | 29-46 | Mason, 21 | Brezec, 20 | 15,274 |
| 76 | 4/9 | @ Cleveland | L | 81-98 | 29-47 | Redd, 26 | James, 40 | 20,562 |
| 77 | 4/11 | @ Washington | L | 112-119 | 29-48 | Redd, 35 | Jamison, 32 | 14,205 |
| 78 | 4/13 | Boston | L | 108-111 | 29-49 | Redd, 28 | Pierce, 32 | 13,547 |
| 79 | 4/15 | @ Detroit | L | 73-99 | 29-50 | Mason, 15 | Dupree, 20 | 22,076 |
| 80 | 4/16 | Orlando | W | 113-103 | 30-50 | Mason, 22 | Howard, 19 | 17,516 |
| 81 | 4/18 | @ Philadelphia | L | 122-106 | 30-51 | Mason, 22 | Iverson, 39 | 17,605 |
| 82 | 4/19 | Toronto | L | 127-109 | 30-52 | Mason, 25 | Rose, 29 | 13,947 |

* denotes sellout

GENERAL
INFO

FRONT
OFFICE

PLAYERS

2011-12
SEASON

STATS &
RECORDS

HISTORY

NBA

OPPONENTS

MEDIA

2005-06 MILWAUKEE BUCKS



BACK ROW: Athletic Trainer Andre Daniel, Assistant Athletic Trainer John Anderson, Assistant Coach Bob Olepka, Assistant Coach Michael Sanders, Assistant Coach Lester Conner, Assistant Coach Brian James, Strength and Conditioning Coach Tim Wilson, Equipment Manager Dwayne Wilson. **MIDDLE ROW:** President Herb Kohl, T.J. Ford, Jiri Welsch, Michael Redd, Head Coach Terry Stotts, Bobby Simmons, Charlie Bell, Mo Williams, General Manager Larry Harris. **FRONT ROW:** Jermaine Jackson, Joe Smith, Dan Gadzuric, Andrew Bogut, Ervin Johnson, Jamaal Magloire, Toni Kukoc, Ersan Ilyasova, Reece Gaines.

REGULAR SEASON (40-42) - 5TH, CENTRAL DIVISION - PLAYOFFS (1-4)

| PLAYER | G-GS | MIN | FG-FGA | PCT | 3FG-FA | PCT | FT-FTA | PCT | OR | DR | TR | AST | PF-DQ | STL | BLK | PTS | AVG |
|--------------|-----------|--------------|------------------|-------------|-----------------|-------------|------------------|-------------|------------|-------------|-------------|-------------|----------------|------------|------------|-------------|-------------|
| Redd | 80-80 | 3130 | 682-1516 | .450 | 163-413 | .395 | 501-571 | .877 | 78 | 264 | 342 | 229 | 157-1 | 95 | 5 | 2028 | 25.4 |
| Simmons | 75-74 | 2538 | 366-808 | .453 | 105-250 | .420 | 165-200 | .825 | 91 | 242 | 333 | 172 | 254-8 | 86 | 21 | 1002 | 13.4 |
| Ford | 72-70 | 2557 | 328-789 | .416 | 35-104 | .337 | 187-248 | .754 | 63 | 248 | 311 | 473 | 196-3 | 104 | 7 | 878 | 12.2 |
| Williams | 58-12 | 1531 | 267-629 | .424 | 73-191 | .382 | 96-113 | .850 | 30 | 113 | 143 | 230 | 146-0 | 52 | 7 | 703 | 12.1 |
| Bogut | 82-77 | 2348 | 323-606 | .533 | 0-3 | .000 | 122-194 | .629 | 189 | 384 | 573 | 192 | 259-3 | 49 | 68 | 768 | 9.4 |
| Magloire | 82-82 | 2465 | 287-615 | .467 | 0-0 | — | 178-333 | .535 | 220 | 558 | 778 | 56 | 276-6 | 29 | 80 | 752 | 9.2 |
| Smith | 44-5 | 887 | 145-305 | .475 | 0-2 | .000 | 89-115 | .774 | 83 | 147 | 230 | 31 | 120-1 | 24 | 13 | 379 | 8.6 |
| Bell | 59-6 | 1283 | 180-410 | .439 | 71-168 | .423 | 63-89 | .708 | 21 | 99 | 120 | 130 | 126-1 | 59 | 5 | 494 | 8.4 |
| Gadzuric | 74-0 | 885 | 171-309 | .553 | 0-1 | .000 | 41-89 | .461 | 91 | 141 | 232 | 24 | 171-2 | 25 | 43 | 383 | 5.2 |
| Kukoc | 65-0 | 1018 | 116-298 | .389 | 45-147 | .306 | 40-56 | .714 | 26 | 124 | 150 | 139 | 87-0 | 33 | 17 | 317 | 4.9 |
| Welsch | 58-2 | 866 | 86-222 | .387 | 14-49 | .286 | 65-87 | .747 | 22 | 89 | 111 | 62 | 65-0 | 34 | 1 | 251 | 4.3 |
| Jackson | 30-2 | 202 | 11-26 | .423 | 1-4 | .250 | 12-14 | .857 | 8 | 19 | 27 | 25 | 19-0 | 4 | 1 | 35 | 1.2 |
| Gaines | 12-0 | 54 | 6-12 | .500 | 0-2 | .000 | 1-4 | .250 | 0 | 0 | 0 | 3 | 1-0 | 1 | 0 | 13 | 1.1 |
| Johnson | 18-0 | 81 | 7-17 | .412 | 0-0 | — | 1-2 | .500 | 5 | 19 | 24 | 2 | 23-0 | 1 | 2 | 15 | 0.8 |
| Davis | 4-0 | 12 | 1-4 | .250 | 0-1 | .000 | 0-0 | — | 2 | 1 | 3 | 1 | 2-0 | 1 | 0 | 2 | 0.5 |
| BUCKS | 82 | 19855 | 2976-6566 | .453 | 507-1335 | .380 | 1561-2115 | .738 | 929 | 2448 | 3377 | 1769 | 1902-25 | 597 | 270 | 8020 | 97.8 |

HIGHLIGHTS:

- The Bucks finished the season 40-42 and advanced to the NBA playoffs for the 25th time in their 38-year history and for the 6th time in the last 8 seasons.
- Milwaukee improved 10 games from their 30-52 record in 2004-05.
- In advancing to the playoffs, the Bucks became the first team in NBA history to make the playoffs with four new starters from the previous season.
- Michael Redd led the Bucks in scoring 63 times this season. He finished the season with 2,028 points, becoming just the second player in franchise history to break the 2,000-point mark in a single season.
- Redd also maintained a 25.4 scoring average (9th in the NBA), not just a career-high, but also the highest for a Buck since Marques Johnson averaged 25.6 points during the 1978-79 season.
- The Bucks set an NBA record this season by winning their first 13 games decided by 6 points or less (they were also 9-0 in games decided by 3 points or less). They became the first team in the shot clock era (since 1954-55) to win their first 12 games decided by 6 points or less (12-0) when they beat Minnesota 95-92 on January 10, topping the previous record of 11 set by both the 1967-68 St. Louis Hawks and the 1959-60 Boston Celtics.
- Milwaukee finished the season 4th in the league in 3FG% (.380), the second-best season mark in team history (behind only the 2002-03 squad's 38.3 percent). Charlie Bell finished the year 11th in the NBA in 3FG% (.423) and teammate Bobby Simmons finished T-12th (.420).
- Andrew Bogut had a fine rookie season, earning a spot on the All-Rookie First Team after averaging 9.4 points, 7.0 rebounds and 2.3 assists in 28.6 minutes per game. He was named the Eastern Conference's Rookie of the Month for January and appeared in the T-Mobile Rookie Challenge Game at All-Star Weekend (along with teammate T.J. Ford).
- Milwaukee set a new NBA record for fewest turnovers in a game on April 1 against Indiana. Their 2 miscues beat out the old mark of 3 (set by 7 teams). Milwaukee's previous franchise record for fewest turnovers in a game was 4.
- The Bucks hit a franchise-record 18 three-pointers in their 132-110 rout of the Phoenix Suns at the Bradley Center on March 28. The 18 treys topped the previous franchise mark of 16. They also set a new NBA record after hitting 11 of those 18 triples in the 3rd quarter.

PLAYOFF RECORD:

- Lost to Detroit, First Round, 1-4

HONORS:

- Andrew Bogut - NBA All-Rookie First Team; T-Mobile Rookie/Sophomore Challenge at All-Star Weekend
- T.J. Ford - T-Mobile Rookie/Sophomore Challenge at All-Star Weekend

2005-06 MILWAUKEE BUCKS

REGULAR SEASON DAY-BY-DAY

| Gm | Date | Opponent | W-L | Score | Record | Bucks High Scorer | Opp. High Scorer | Atten. |
|----|-------|-------------------|-----|--------------|--------|-------------------|--------------------------|--------|
| 1 | 11/1 | @ Philadelphia | W | 117-108 (OT) | 1-0 | Redd - 30 | Iverson, 35 | 17,705 |
| 2 | 11/2 | @ New Jersey | W | 110-96 | 2-0 | Redd, 41 | Carter, 25 | 20,098 |
| 3 | 11/5 | Miami | W | 105-100 | 3-0 | Redd/Simmons, 23 | Wade, 21 | 18,717 |
| 4 | 11/8 | Golden State | L | 103-110 | 3-1 | Redd/Williams, 21 | Murphy, 25 | 14,712 |
| 5 | 11/12 | Indiana | W | 103-102 | 4-1 | Redd, 28 | O'Neal, 27 | 17,894 |
| 6 | 11/15 | @ L.A. Clippers | L | 85-109 | 4-2 | Ford/Redd, 15 | Cassell, 23 | 14,938 |
| 7 | 11/16 | @ Golden State | W | 90-87 | 5-2 | Redd, 27 | Richardson, 21 | 16,752 |
| 8 | 11/18 | @ Sacramento | L | 82-103 | 5-3 | Smith, 21 | Stojakovic, 19 | 17,317 |
| 9 | 11/21 | @ Utah | L | 80-100 | 5-4 | Redd, 25 | Grincek, 18 | 16,176 |
| 10 | 11/23 | Philadelphia | W | 108-97 | 6-4 | Redd, 32 | Iverson, 45 | 17,526 |
| 11 | 11/25 | @ Minnesota | L | 91-99 | 6-5 | Redd, 28 | Szczerbiak, 30 | 17,422 |
| 12 | 11/26 | Detroit | L | 76-85 | 6-6 | Redd, 23 | Hamilton, 20 | 18,717 |
| 13 | 11/29 | Dallas | W | 113-111 (OT) | 7-6 | Simmons, 26 | Terry, 37 | 14,996 |
| 14 | 12/2 | @ Washington | W | 105-102 | 8-6 | Williams, 35 | Arenas, 34 | 20,173 |
| 15 | 12/3 | Orlando | W | 104-84 | 9-6 | Redd, 30 | Nelson, 20 | 17,121 |
| 16 | 12/6 | L.A. Lakers | L | 92-111 | 9-7 | Redd, 21 | Bryant, 33 | 15,185 |
| 17 | 12/7 | @ Philadelphia | W | 88-85 | 10-7 | Redd, 24 | Iverson, 23 | 12,746 |
| 18 | 12/10 | Cleveland | W | 111-106 | 11-7 | Ford, 24 | James, 52 | 18,717 |
| 19 | 12/12 | @ New York | W | 112-92 | 12-7 | Redd, 31 | Frye, 30 | 16,436 |
| 20 | 12/14 | Miami | L | 83-100 | 12-8 | Redd, 24 | Wade, 27 | 16,287 |
| 21 | 12/16 | @ Boston | W | 100-96 | 13-8 | Redd/Williams, 24 | Pierce, 23 | 16,116 |
| 22 | 12/17 | Utah | L | 80-88 | 13-9 | Redd, 19 | Grincek/Okur/Williams-14 | 16,827 |
| 23 | 12/20 | San Antonio | W | 109-107 (OT) | 14-9 | Williams, 28 | Duncan, 34 | 16,865 |
| 24 | 12/23 | N.O./Okla. City | W | 101-94 | 15-9 | Redd, 36 | West, 27 | 16,824 |
| 25 | 12/26 | @ Orlando | L | 93-108 | 15-10 | Ford, 19 | Francis, 21 | 13,861 |
| 26 | 12/27 | @ Miami | L | 98-109 | 15-11 | Williams, 24 | Wade, 35 | 20,270 |
| 27 | 12/30 | New York | W | 113-108 | 16-11 | Williams, 30 | Marbury, 23 | 18,717 |
| 28 | 1/2 | @ Chicago | W | 93-92 | 17-11 | Redd, 29 | Gordon, 28 | 20,968 |
| 29 | 1/4 | Cleveland | L | 84-91 | 17-12 | Redd, 28 | James, 32 | 15,785 |
| 30 | 1/6 | Chicago | L | 91-105 | 17-13 | Redd, 25 | Hinrich, 18 | 17,214 |
| 31 | 1/7 | @ Cleveland | L | 88-96 | 17-14 | Redd, 32 | James, 35 | 19,840 |
| 32 | 1/10 | Minnesota | W | 95-92 | 18-14 | Redd, 22 | Jaric, 21 | 15,417 |
| 33 | 1/11 | @ Indiana | L | 88-112 | 18-15 | Gadzuric, 17 | Jackson, 24 | 14,149 |
| 34 | 1/13 | @ Charlotte | W | 103-102 | 19-15 | Redd, 26 | Wallace, 21 | 15,212 |
| 35 | 1/14 | Denver | L | 93-100 | 19-16 | Redd, 25 | Anthony, 38 | 18,717 |
| 36 | 1/16 | @ Dallas | L | 95-114 | 19-17 | Redd, 29 | Nowitzki, 35 | 19,935 |
| 37 | 1/18 | @ San Antonio | L | 92-95 | 19-18 | Redd, 26 | Duncan, 27 | 18,797 |
| 38 | 1/20 | @ Atlanta | W | 118-102 | 20-18 | Redd, 28 | Stoudamire, 23 | 9,812 |
| 39 | 1/21 | Charlotte | W | 101-91 | 21-18 | Redd, 35 | Brezec, 21 | 16,739 |
| 40 | 1/23 | Houston | L | 80-97 | 21-19 | Redd, 21 | McGrady, 41 | 14,214 |
| 41 | 1/25 | @ Detroit | L | 102-106 (OT) | 21-20 | Redd, 41 | Hamilton, 35 | 22,076 |
| 42 | 1/27 | Toronto | W | 108-87 | 22-20 | Simmons, 18 | Bosh, 21 | 14,867 |
| 43 | 1/29 | Boston | W | 83-79 | 23-20 | Redd, 21 | Szczerbiak, 20 | 17,031 |
| 44 | 1/30 | @ N.O./Okla. City | L | 93-94 | 23-21 | Redd, 32 | West, 24 | 18,197 |
| 45 | 2/1 | @ Houston | L | 84-86 | 23-22 | Simmons, 26 | McGrady, 22 | 13,028 |
| 46 | 2/4 | Memphis | W | 88-78 | 24-22 | Redd, 23 | Gasol, 19 | 17,894 |
| 47 | 2/6 | @ Cleveland | L | 86-89 | 24-23 | Simmons, 21 | James, 22 | 19,126 |
| 48 | 2/8 | Orlando | W | 94-89 (2OT) | 25-23 | Redd, 27 | Turkoglu, 27 | 14,247 |
| 49 | 2/11 | Charlotte | W | 99-93 | 26-23 | Redd, 18 | Ely, 21 | 17,664 |
| 50 | 2/12 | @ New Jersey | L | 79-94 | 26-24 | Redd, 27 | Carter, 24 | 12,256 |
| 51 | 2/14 | Seattle | W | 106-91 | 27-24 | Redd, 19 | Lewis, 25 | 14,110 |
| 52 | 2/15 | @ Indiana | L | 77-88 | 27-25 | Redd, 24 | Johnson, 24 | 14,301 |
| 53 | 2/21 | New Jersey | L | 85-89 | 27-26 | Redd/Simmons, 18 | Carter, 45 | 14,289 |
| 54 | 2/22 | @ Chicago | L | 91-97 | 27-27 | Redd, 30 | Hinrich, 26 | 20,648 |
| 55 | 2/24 | Philadelphia | L | 111-116 | 27-28 | Smith, 32 | Korver, 31 | 18,717 |
| 56 | 2/25 | @ Atlanta | W | 99-89 | 28-28 | Redd, 21 | Harrington, 22 | 15,729 |
| 57 | 2/27 | @ Denver | W | 110-89 | 29-28 | Redd, 24 | Anthony, 19 | 15,289 |
| 58 | 3/1 | @ Phoenix | W | 110-123 | 29-29 | Redd, 37 | Marion, 29 | 17,701 |
| 59 | 3/4 | New York | L | 98-103 | 29-30 | Redd, 23 | Curry, 20 | 17,936 |
| 60 | 3/8 | Sacramento | L | 116-123 | 29-31 | Redd, 32 | Bibby, 36 | 14,024 |
| 61 | 3/10 | @ Boston | W | 92-86 | 30-31 | Redd, 26 | Pierce, 24 | 18,624 |
| 62 | 3/11 | L.A. Clippers | L | 98-106 | 30-32 | Redd, 32 | Kaman/Brand, 22 | 18,482 |
| 63 | 3/13 | Atlanta | W | 88-87 | 31-32 | Simmons, 18 | J. Smith, 25 | 13,189 |
| 64 | 3/15 | Chicago | W | 104-88 | 32-32 | Simmons, 26 | Nocioni, 25 | 14,879 |
| 65 | 3/17 | @ Toronto | L | 96-97 | 32-33 | Simmons, 21 | Bosh, 27 | 17,273 |
| 66 | 3/18 | Portland | W | 97-93 | 33-33 | Redd, 33 | Miles, 26 | 17,674 |
| 67 | 3/20 | @ Portland | W | 100-93 | 34-33 | Redd, 23 | Randolph, 23 | 12,589 |
| 68 | 3/22 | @ Seattle | L | 105-114 | 34-34 | Redd, 26 | Wilcox, 30 | 15,231 |
| 69 | 3/24 | @ L.A. Lakers | L | 96-101 | 34-35 | Redd, 20 | Bryant, 43 | 18,745 |
| 70 | 3/26 | Toronto | W | 125-116 (OT) | 35-35 | Redd, 35 | Villanueva, 48 | 16,317 |
| 71 | 3/28 | Phoenix | W | 132-110 | 36-35 | Redd, 28 | Nash, 23 | 15,573 |
| 72 | 3/31 | @ Detroit | L | 105-112 | 36-36 | Redd, 37 | Hamilton/Prince, 25 | 22,076 |
| 73 | 4/1 | Indiana | W | 96-89 | 37-36 | Redd, 39 | O'Neal, 27 | 18,717 |
| 74 | 4/4 | @ Miami | L | 89-115 | 37-37 | Bell, 29 | O'Neal, 24 | 19,600 |
| 75 | 4/5 | @ Orlando | L | 105-108 | 37-38 | Ford, 34 | Turkoglu, 24 | 14,877 |
| 76 | 4/7 | @ Memphis | L | 90-100 | 37-39 | Redd, 25 | Gasol, 33 | 16,463 |
| 77 | 4/9 | New Jersey | L | 83-95 | 37-40 | Ford, 19 | Carter, 25 | 16,127 |
| 78 | 4/12 | Washington | W | 100-97 | 38-40 | Redd, 24 | Arenas, 25 | 15,587 |
| 79 | 4/14 | @ New York | W | 97-80 | 39-40 | Redd, 23 | Taylor, 27 | 19,763 |
| 80 | 4/15 | Atlanta | L | 114-120 | 39-41 | Redd, 36 | J. Smith, 28 | 18,347 |
| 81 | 4/17 | Detroit | W | 113-93 | 40-41 | Redd/Simmons, 19 | Delfino/Johnson, 18 | 18,475 |
| 82 | 4/18 | Washington | L | 103-116 | 40-42 | Redd, 43 | Arenas, 43 | 19,588 |

* denotes sellout

GENERAL
INFO

FRONT
OFFICE

PLAYERS

2011-12
SEASON

STATS &
RECORDS

HISTORY

NBA

OPPONENTS

MEDIA

2006-07 MILWAUKEE BUCKS



BACK ROW: Strength and Conditioning Coach Tim Wilson, Equipment Manager Dwayne Wilson, Assistant Coach Michael Sanders, Assistant Coach Lester Conner, Assistant Coach Brian James, Assistant Athletic Trainer & Assistant Strength and Conditioning Coach John Anderson, Athletic Trainer Andre Daniel. **MIDDLE ROW:** President Herb Kohl, Earl Boykins, Mo Williams, Michael Redd, Head Coach Larry Krystkowiak, Bobby Simmons, Charlie Bell, Lynn Greer, General Manager Larry Harris. **FRONT ROW:** David Noel, Ersan Ilyasova, Damir Markota, Brian Skinner, Andrew Bogut, Jared Reiner, Dan Gadzuric, Charlie Villanueva, Ruben Patterson.

REGULAR SEASON (28-54) - 5TH, CENTRAL DIVISION - PLAYOFFS (DNQ)

| PLAYER | G-GS | MIN | FG-FGA | PCT | 3FG-FA | PCT | FT-FTA | PCT | OR | DR | TR | AST | PF-DQ | STL | BLK | PTS | AVG |
|---------------|-----------|--------------|------------------|-------------|-----------------|-------------|------------------|-------------|------------|-------------|-------------|-------------|----------------|------------|------------|-------------|-------------|
| Redd | 53-53 | 2036 | 477-1025 | .465 | 117-306 | .382 | 345-416 | .829 | 42 | 154 | 196 | 124 | 78-0 | 63 | 9 | 1416 | 26.7 |
| Williams | 68-68 | 2472 | 468-1049 | .446 | 79-228 | .346 | 159-186 | .855 | 54 | 275 | 329 | 416 | 201-1 | 85 | 6 | 1174 | 17.3 |
| Patterson | 81-53 | 2508 | 475-867 | .548 | 3-19 | .158 | 241-37 | .641 | 190 | 250 | 440 | 232 | 232-2 | 110 | 25 | 1194 | 14.7 |
| Boykins (TOT) | 65-23 | 2031 | 323-769 | .420 | 95-239 | .397 | 220-245 | .898 | 49 | 90 | 139 | 291 | 92-1 | 56 | 2 | 861 | 14.6 |
| Boykins (MIL) | 35-19 | 1154 | 167-391 | .427 | 54-129 | .419 | 101-114 | .886 | 26 | 50 | 76 | 159 | 61-1 | 31 | 0 | 489 | 14.0 |
| Bell | 82-64 | 2848 | 426-974 | .437 | 127-361 | .352 | 131-168 | .780 | 57 | 181 | 238 | 247 | 213-0 | 97 | 4 | 1110 | 13.5 |
| Bogut | 66-66 | 2258 | 348-629 | .553 | 1-5 | .200 | 112-194 | .577 | 168 | 416 | 584 | 198 | 216-6 | 49 | 35 | 809 | 12.3 |
| Villanueva | 39-17 | 984 | 180-383 | .470 | 29-86 | .337 | 73-89 | .820 | 62 | 166 | 228 | 36 | 108-1 | 24 | 12 | 462 | 11.8 |
| Ilyasova | 66-14 | 973 | 139-363 | .383 | 54-148 | .365 | 70-89 | .787 | 58 | 131 | 189 | 49 | 147-2 | 27 | 17 | 402 | 6.1 |
| Gadzuric | 54-8 | 840 | 108-228 | .474 | 0-1 | .000 | 42-90 | .467 | 94 | 152 | 246 | 29 | 141-3 | 22 | 32 | 258 | 4.8 |
| Skinner | 67-44 | 1523 | 124-253 | .490 | 0-0 | — | 46-79 | .582 | 106 | 279 | 385 | 58 | 195-2 | 18 | 64 | 294 | 4.4 |
| Greer | 41-0 | 432 | 61-141 | .433 | 18-52 | .346 | 27-32 | .844 | 2 | 25 | 27 | 53 | 32-0 | 17 | 1 | 167 | 4.1 |
| Blake | 33-2 | 583 | 45-129 | .349 | 19-68 | .279 | 11-20 | .550 | 7 | 38 | 45 | 84 | 49-0 | 10 | 3 | 120 | 3.6 |
| Noel | 68-0 | 792 | 65-177 | .367 | 17-53 | .321 | 37-43 | .860 | 42 | 81 | 123 | 65 | 77-1 | 25 | 9 | 184 | 2.7 |
| Markota | 30-0 | 170 | 19-52 | .365 | 6-16 | .375 | 7-11 | .636 | 11 | 20 | 31 | 6 | 22-0 | 3 | 1 | 51 | 1.7 |
| Hodge (TOT) | 9-1 | 64 | 6-12 | .500 | 0-0 | — | 3-4 | .750 | 2 | 6 | 8 | 12 | 6-0 | 4 | 0 | 15 | 1.7 |
| Hodge (MIL) | 5-0 | 28 | 4-7 | .571 | 0-0 | — | 1-2 | .500 | 1 | 4 | 5 | 2 | 3-0 | 1 | 0 | 9 | 1.8 |
| Reiner | 27-2 | 244 | 15-43 | .349 | 0-0 | — | 3-10 | .300 | 21 | 50 | 71 | 13 | 45-1 | 14 | 6 | 33 | 1.2 |
| McCray | 5-0 | 12 | 0-3 | .000 | 0-0 | — | 0-0 | — | 0 | 0 | 0 | 0 | 1-0 | 0 | 0 | 0 | 0.0 |
| BUCKS | 82 | 19855 | 3121-6714 | .465 | 524-1472 | .356 | 1406-1919 | .733 | 941 | 2272 | 3213 | 1771 | 1821-20 | 587 | 224 | 8172 | 99.7 |

HIGHLIGHTS:

- The Bucks finished the 2006-07 campaign with a sub .500 winning percentage. Their final record of 28-54 included an 18-23 record at the Bradley Center and a 10-31 record on the road. The 2006-07 season marks the first time the Bucks lost 23 games at home since the 1995-96 season (14-27). Their 54 losses were the most by a Bucks team since the 1995-96 team went 25-57.
- The 2006-07 season was plagued by injuries. In total, Bucks players missed 234 games (3rd most in the NBA behind Boston & Portland) due to injury or illness. All five players in Milwaukee's projected opening day starting line-up missed at least 13 games or more due to injury. Milwaukee's injury/illness total was up from the 109 games missed in 2005-06.
- Michael Redd's 1,416 points over 53 games averaged to 26.7 points per game (5th in the NBA) and was also the highest for a Buck since Kareem Abdul-Jabbar averaged 30.0 points (1974-75). Redd also set a career high and broke a franchise record with 57 points against Utah (11/11), the previous record was 55 by Kareem Abdul-Jabbar (12/10/71). Redd also scored 52 on 3/4/07 against the Bulls. After the 06-07 season, Redd moved into 10th place on the Bucks all-time scoring list with 8,964 points.
- Mo Williams averaged career-highs in points (17.3), rebounds (4.8) and assists (6.1, 14th in NBA). He also became the first Buck to average at least 17.0 points and 6.0 assists in 50 games or more since Sam Cassell did it during the 2002-03 season.
- December was Milwaukee's best month of the season. They finished 11-6, (7-0 at home) and averaged 107.6 points per game to their opponents' 98.9, shot 48.9% from the field to their opponents' 46.4% and grabbed 40.1 rebounds to their opponents' 36.7. Milwaukee's 7-0 mark at home was their longest home winning streak since the 2003-04 season (10 games). Michael Redd and Mo Williams both received Eastern Conference Player of the Week honors in December. Redd won it twice (for the week of 11/23 to 12/3 and again for the week of 12/25 to 1/1) while Williams accepted his honor for the week of 12/18 to 12/24.
- Charlie Bell was the only Buck to play in every game. He appeared in all 82 contests and started 64 of them.

PLAYOFF RECORD:

- Did not qualify

HONORS:

- None

2006-07 MILWAUKEE BUCKS

REGULAR SEASON DAY-BY-DAY

| Gm | Date | Opponent | W-L | Score | Record | Bucks High Scorer | Opp. High Scorer | Atten. |
|----|-------|-----------------|-----|---------|-------------|---------------------|-----------------------|---------|
| 1 | 11/1 | @ Detroit | W | 105-97 | 1-0 | Redd - 37 | Hamilton/Billups, 25 | 22,076 |
| 2 | 11/3 | @ Toronto | L | 92-109 | 1-1 | Bogut, 18 | Bosh, 26 | 19,832 |
| 3 | 11/4 | Sacramento | W | 104-91 | 2-1 | Redd, 26 | Salmons, 18 | 18,717* |
| 4 | 11/6 | @ Chicago | L | 85-110 | 2-2 | Redd, 30 | Gordon, 37 | 21,715 |
| 5 | 11/8 | Houston | L | 93-97 | 2-3 | Redd, 34 | McGrady, 32 | 16,102 |
| 6 | 11/10 | @ Washington | L | 111-116 | 2-4 | Redd, 28 | Arenas, 29 | 19,554 |
| 7 | 11/11 | Utah | L | 111-113 | 2-5 | Redd, 57 | Boozer, 32 | 16,019 |
| 8 | 11/14 | @ Atlanta | W | 103-101 | 3-5 | Redd, 30 | Lue/Johnson, 29 | 14,265 |
| 9 | 11/15 | @ New Jersey | L | 87-100 | 3-6 | Williams, 26 | Kidd, 25 | 16,603 |
| 10 | 11/18 | Indiana | L | 100-102 | 3-7 | Redd, 21 | O'Neal, 20 | 16,165 |
| 11 | 11/21 | @ Indiana | L | 88-93 | 3-8 | Williams, 22 | O'Neal, 26 | 17,235 |
| 12 | 11/22 | Philadelphia | W | 98-94 | 4-8 | Redd, 32 | Green, 24 | 15,936 |
| 13 | 11/25 | Boston | L | 98-111 | 4-9 | Redd, 24 | Pierce, 34 | 16,592 |
| 14 | 11/28 | @ L.A. Lakers | W | 109-105 | 5-9 | Redd, 45 | Bryant, 27 | 18,997 |
| 15 | 12/1 | @ Phoenix | L | 116-122 | 5-10 | Redd, 37 | Marion/Nash, 27 | 18,422 |
| 16 | 12/2 | @ Golden State | W | 115-110 | 6-10 | Bell, 28 | Murphy, 23 | 18,086 |
| 17 | 12/4 | @ Utah | L | 88-101 | 6-11 | Bell, 23 | Boozer, 30 | 18,536 |
| 18 | 12/6 | Portland | W | 102-94 | (OT) 7-11 | Redd, 33 | Jack, 30 | 13,687 |
| 19 | 12/8 | Memphis | W | 100-94 | 8-11 | Patterson, 30 | Warrick, 31 | 14,836 |
| 20 | 12/9 | @ New York | L | 107-115 | 8-12 | Williams, 33 | Curry, 36 | 17,979 |
| 21 | 12/12 | Seattle | W | 94-93 | 9-12 | Redd, 22 | Lewis, 26 | 13,374 |
| 22 | 12/13 | @ New Jersey | L | 95-108 | 9-13 | Villanueva, 23 | Carter, 36 | 15,070 |
| 23 | 12/15 | @ Chicago | L | 111-117 | 9-14 | Redd, 32 | Hinrich, 21 | 21,972 |
| 24 | 12/16 | Minnesota | W | 108-104 | 10-14 | Redd/Williams, 28 | Garnett, 26 | 17,970 |
| 25 | 12/20 | Miami | W | 121-95 | 11-14 | Redd, 28 | Wade, 27 | 17,136 |
| 26 | 12/22 | @ Minnesota | W | 113-107 | 12-14 | Redd, 29 | James, 28 | 13,334 |
| 27 | 12/23 | New Jersey | W | 115-104 | 13-14 | Williams, 32 | House, 22 | 17,611 |
| 28 | 12/26 | @ San Antonio | W | 114-107 | 14-14 | Redd, 36 | Duncan, 25 | 18,797 |
| 29 | 12/27 | @ Memphis | W | 112-96 | 15-14 | Bogut/Redd, 20 | Gasol, 29 | 14,914 |
| 30 | 12/29 | @ Cleveland | L | 99-109 | 15-15 | Redd, 24 | James, 32 | 20,562 |
| 31 | 12/30 | Washington | W | 119-102 | 16-15 | Redd, 28 | Butler, 29 | 17,968 |
| 32 | 1/3 | @ Washington | L | 105-108 | 16-16 | Redd, 27 | Arenas, 32 | 14,632 |
| 33 | 1/5 | Cleveland | L | 86-95 | 16-17 | Redd, 26 | Gooden, 31 | 18,717* |
| 34 | 1/8 | @ Denver | L | 92-104 | 16-18 | Patterson, 29 | Boykins, 26 | 14,220 |
| 35 | 1/10 | Toronto | L | 77-90 | 16-19 | Bogut/Patterson, 17 | Bosh, 30 | 16,432 |
| 36 | 1/12 | @ Philadelphia | L | 97-110 | 16-20 | Bell, 26 | Green, 30 | 14,261 |
| 37 | 1/15 | @ Charlotte | W | 99-91 | 17-20 | Boykins, 30 | Carroll, 22 | 14,360 |
| 38 | 1/17 | Chicago | L | 90-99 | 17-21 | Ilyasova, 22 | Nocioni, 21 | 14,386 |
| 39 | 1/19 | @ Seattle | L | 72-99 | 17-22 | Patterson, 16 | Allen, 21 | 16,249 |
| 40 | 1/21 | @ Portland | L | 95-99 | 17-23 | Boykins, 28 | Roy, 28 | 14,285 |
| 41 | 1/23 | @ L.A. Clippers | L | 96-115 | 17-24 | Bell, 24 | Brand, 25 | 16,923 |
| 42 | 1/24 | @ Sacramento | L | 106-114 | 17-25 | Boykins, 36 | Artest, 36 | 17,317 |
| 43 | 1/26 | Phoenix | L | 90-98 | 17-26 | Bell, 21 | Bell, 27 | 18,717* |
| 44 | 1/28 | New York | W | 107-105 | 18-26 | Williams, 30 | Crawford, 26 | 16,102 |
| 45 | 1/30 | @ Miami | L | 80-110 | 18-27 | Villanueva, 17 | Wade, 28 | 19,600 |
| 46 | 1/31 | @ Orlando | L | 73-98 | 18-28 | Williams, 23 | Turkoglu, 17 | 15,831 |
| 47 | 2/2 | @ Detroit | L | 86-96 | 18-29 | Bogut, 21 | Billups, 20 | 22,076 |
| 48 | 2/3 | Miami | L | 98-117 | 18-30 | Williams, 38 | Wade, 32 | 17,836 |
| 49 | 2/6 | Orlando | W | 116-111 | 19-30 | Patterson, 27 | Howard, 21 | 13,579 |
| 50 | 2/8 | @ NO/Okla. City | L | 101-109 | (20T) 19-31 | Williams, 30 | Mason, 24 | 17,364 |
| 51 | 2/10 | Denver | L | 102-109 | 19-32 | Boykins, 26 | Anthony, 29 | 18,317 |
| 52 | 2/13 | Dallas | L | 93-99 | 19-33 | Patterson, 20 | Nowitzki, 38 | 16,514 |
| 53 | 2/14 | @ Boston | L | 97-117 | 19-34 | Williams, 31 | Pierce, 32 | 14,482 |
| 54 | 2/20 | Detroit | L | 83-84 | 19-35 | Bell, 22 | Billups, 19 | 14,873 |
| 55 | 2/21 | @ Indiana | L | 129-136 | (20T) 19-36 | Redd, 38 | O'Neal, 29 | 14,019 |
| 56 | 2/23 | @ New York | L | 93-95 | 19-37 | Williams, 28 | Crawford/Marbury - 22 | 19,763 |
| 57 | 2/24 | Philadelphia | W | 109-90 | 20-37 | Redd/Williams, 26 | Iguodala, 22 | 16,978 |
| 58 | 2/27 | Golden State | W | 122-101 | 21-37 | Redd, 31 | Ellis, 17 | 13,409 |
| 59 | 3/2 | @ Toronto | W | 94-81 | 22-37 | Redd, 21 | Bargnani, 16 | 18,816 |
| 60 | 3/4 | Chicago | L | 121-126 | (OT) 22-38 | Redd, 52 | Gordon, 48 | 18,134 |
| 61 | 3/5 | @ Orlando | L | 81-99 | 22-39 | Redd, 15 | Turkoglu, 25 | 16,461 |
| 62 | 3/7 | LA Lakers | W | 110-90 | 23-39 | Villanueva, 26 | Evans, 22 | 17,886 |
| 63 | 3/10 | Cleveland | L | 92-94 | 23-40 | Redd, 29 | James, 32 | 18,081 |
| 64 | 3/12 | Toronto | L | 93-108 | 23-41 | Redd, 29 | Bosh, 25 | 13,411 |
| 65 | 3/15 | San Antonio | W | 101-90 | 24-41 | Redd, 29 | Barry, 20 | 13,917 |
| 66 | 3/17 | Charlotte | W | 97-91 | 25-41 | Redd, 27 | Wallace, 20 | 16,674 |
| 67 | 3/21 | LA Clippers | L | 103-104 | 25-42 | Redd, 27 | Maggette, 22 | 14,113 |
| 68 | 3/25 | Detroit | L | 95-121 | 25-43 | Ilyasova, 21 | Prince, 28 | 15,369 |
| 69 | 3/26 | @ Houston | L | 87-106 | 25-44 | Redd, 26 | McGrady/Yao, 22 | 14,287 |
| 70 | 3/28 | @ Dallas | L | 103-105 | 25-45 | Redd, 34 | Terry, 27 | 20,398 |
| 71 | 3/30 | @ Charlotte | L | 81-97 | 25-46 | Patterson, 14 | Wallace, 24 | 14,739 |
| 72 | 4/1 | Washington | L | 107-121 | 25-47 | Williams, 25 | Butler/Arenas, 19 | 17,152 |
| 73 | 4/3 | NO/Okla. City | L | 101-119 | 25-48 | Redd, 27 | West, 24 | 16,013 |
| 74 | 4/4 | Boston | W | 98-89 | 26-48 | Boykins, 32 | Rondo, 16 | 15,104 |
| 75 | 4/6 | @ Atlanta | L | 102-115 | 26-49 | Boykins, 36 | Smith, 28 | 15,020 |
| 76 | 4/7 | New York | L | 113-118 | (OT) 26-50 | Patterson, 27 | Curry, 43 | 17,201 |
| 77 | 4/9 | Orlando | L | 94-117 | 26-51 | Ilyasova, 28 | Turkoglu, 25 | 14,416 |
| 78 | 4/11 | Indiana | L | 98-104 | 26-52 | Williams, 23 | Dunleavy, 25 | 14,596 |
| 79 | 4/13 | @ Boston | W | 104-102 | 27-52 | Bell, 24 | Green, 21 | 17,759 |
| 80 | 4/14 | Charlotte | L | 92-113 | 27-53 | Williams, 16 | Herrmann, 30 | 17,976 |
| 81 | 4/16 | Atlanta | W | 102-96 | 28-53 | Williams, 26 | Ma, Williams, 21 | 15,613 |
| 82 | 4/18 | @ Cleveland | L | 96-109 | 28-54 | Boykins, 28 | James, 24 | 20,562 |

* denotes sellout

GENERAL
INFO

FRONT
OFFICE

PLAYERS

2011-12
SEASON

STATS &
RECORDS

HISTORY

NBA

OPPONENTS

MEDIA

2007-08 MILWAUKEE BUCKS



BACK ROW: Athletic Trainer Andre Daniel, Assistant Athletic Trainer & Assistant Strength and Conditioning Coach John Anderson, Assistant Coach Brian James, Assistant Coach/Player Development Jarinn Akana, Assistant Coach Tony Brown, Assistant Coach Jim Todd, Assistant Coach/Player Development Bill Peterson, Strength and Conditioning Coach Tim Wilson, Equipment Manager Dwayne Wilson. **MIDDLE ROW:** President Herb Kohl, Ramon Sessions, Charlie Bell, Desmond Mason, Head Coach Larry Krystkowiak, Michael Redd, Royal Ivey, Mo Williams, Director of Player Personnel Dave Babcock. **FRONT ROW:** Awvee Storey, Charlie Villanueva, Yi Jianlian, Andrew Bogut, Jake Voskuhl, Dan Gadzuric, Michael Ruffin, Bobby Simmons.

REGULAR SEASON (26-56) - 5TH, CENTRAL DIVISION - PLAYOFFS (DNQ)

| PLAYER | G-GS | MIN | FG-FGA | PCT | 3FG-FA | PCT | FT-FTA | PCT | OR | DR | TR | AST | PF-QD | STL | BLK | PTS | AVG |
|--------------|-----------|--------------|------------------|-------------|-----------------|-------------|------------------|-------------|-------------|-------------|-------------|-------------|----------------|------------|------------|-------------|-------------|
| Redd | 72-71 | 2702 | 550-1243 | .442 | 130-359 | .362 | 402-490 | .820 | 85 | 224 | 309 | 247 | 120-0 | 65 | 13 | 1632 | 22.7 |
| Williams | 66-66 | 2410 | 441-919 | .480 | 89-231 | .385 | 166-194 | .856 | 37 | 193 | 230 | 419 | 188-3 | 78 | 10 | 1137 | 17.2 |
| Bogut | 78-78 | 2920 | 465-910 | .511 | 0-7 | .000 | 189-322 | .587 | 245 | 518 | 763 | 199 | 254-5 | 64 | 135 | 1119 | 14.3 |
| Villanueva | 76-31 | 1829 | 354-814 | .435 | 55-185 | .297 | 123-157 | .783 | 145 | 321 | 466 | 78 | 174-2 | 30 | 35 | 886 | 11.7 |
| Mason | 59-56 | 1702 | 230-477 | .482 | 0-0 | — | 114-173 | .659 | 75 | 181 | 256 | 121 | 106-0 | 40 | 30 | 574 | 9.7 |
| Yi | 66-49 | 1647 | 219-520 | .421 | 6-21 | .286 | 122-145 | .841 | 106 | 238 | 344 | 55 | 153-1 | 36 | 56 | 566 | 8.6 |
| Sessions | 17-7 | 450 | 51-117 | .436 | 3-7 | .429 | 32-41 | .780 | 8 | 50 | 58 | 127 | 26-0 | 17 | 3 | 137 | 8.1 |
| Simmons | 70-21 | 1521 | 209-496 | .421 | 60-171 | .351 | 53-70 | .757 | 67 | 159 | 226 | 80 | 140-1 | 50 | 5 | 531 | 7.6 |
| Bell | 68-5 | 1628 | 185-486 | .381 | 74-217 | .341 | 70-87 | .805 | 31 | 136 | 167 | 210 | 121-1 | 52 | 2 | 514 | 7.6 |
| Ivey | 75-20 | 1437 | 149-378 | .394 | 35-107 | .327 | 85-117 | .726 | 38 | 80 | 118 | 160 | 166-1 | 45 | 7 | 418 | 5.6 |
| Storey | 26-0 | 259 | 39-89 | .438 | 0-7 | .000 | 14-29 | .483 | 31 | 23 | 54 | 16 | 41-0 | 7 | 1 | 92 | 3.5 |
| Gadzuric | 51-4 | 534 | 64-154 | .416 | 0-1 | .000 | 33-63 | .524 | 67 | 77 | 144 | 11 | 83-0 | 20 | 24 | 161 | 3.2 |
| Voskuhl | 44-0 | 386 | 37-80 | .463 | 0-0 | — | 24-29 | .828 | 30 | 67 | 97 | 13 | 83-0 | 9 | 21 | 98 | 2.2 |
| Ruffin | 46-2 | 632 | 33-62 | .532 | 0-0 | — | 25-63 | .397 | 90 | 96 | 186 | 24 | 83-11 | 31 | 19 | 91 | 2.0 |
| BUCKS | 82 | 19855 | 3026-6745 | .449 | 452-1313 | .344 | 1452-1980 | .733 | 1055 | 2363 | 3418 | 1760 | 1748-15 | 544 | 361 | 7956 | 97.0 |

HIGHLIGHTS:

- The Bucks finished with a 26-56 record. Milwaukee was just below .500 at home at 19-22 and finished the year 7-34 outside of Milwaukee. With their 28 wins in the 2006-07 season, the Bucks won 29 or fewer games in consecutive seasons for the first time since 1992-93 (28) and 1993-94 (20). Their 56 losses were their most since the 1995-96 team went 25-57.
- Milwaukee put together a five-game winning-streak, their longest of the season, from November 14-24. After defeating Dallas 97-95 on November 24, the club was a season-best three games over .500 at 7-4. In those five games they defeated Memphis, Atlanta, (at) Cleveland, Los Angeles Lakers and Dallas.
- Rookie guard Ramon Sessions broke a nearly 40-year-old record; his 24 assists against Chicago on April 14 surpassed Guy Rodgers' record of 21 set October 31, 1968. Sessions also became the first player in franchise history to record 20 or more points and 20 or more assists in the same contest as he finished with 20 points and 24 assists.
- Andrew Bogut's numbers continued to increase in his third season. He averaged career-highs in points (14.3), rebounds (9.8) and blocks (1.7). Bogut also had 38 double-doubles in 2007-08 compared to 31 in his first two NBA campaigns combined. Since his rookie season, Bogut's points per game have gone up 4.9, rebounds 2.8, blocks 0.9 and minutes 6.3.
- The Bucks had three players who finished the season in the top-25 league leaders: Bogut was 9th in blocks (1.7), tied for 12th in rebounds (9.8) and 21st in field goal percentage (.511). Redd was 8th in points per game (22.7) and 24th in minutes (37.5). Williams finished in 14th in assists (6.3) and 18th in free throw percentage (.856).
- Milwaukee's rookies took home awards for their 2007-08 performances. Yi Jianlian was the Eastern Conference Rookie of the Month for December after averaging 12.1 points, 6.6 rebounds, 1.2 assists and 1.1 blocks. Ramon Sessions was the Eastern Conference's Rookie of the Month for April with 11.5 points, 11.3 assists and 5.6 rebounds in 17 games (11 starts).
- Michael Redd had several milestones as he completed his eighth season in the NBA, all in a Bucks uniform. Redd appeared in his 500th career game this season and now ranks in the top-10 in Bucks franchise history in the following categories: 10,596 points (6th), 20.5 scoring average (5th), 3,721 field goals (9th), 2,243 free throws (3rd), 911 three-pointers (2nd), 84.5 free throw percentage (7th), 38.7 three-point field goal percentage (7th), 517 games (9th) and 17,505 minutes (9th).
- Charlie Bell and Mo Williams left their mark in the Bucks record book. Mo Williams was second on the team with 89 three-pointers and Charlie Bell was third with 74. Williams now has 273 makes in a Bucks uniform (5th) while Bell has 272 (6th).
- Michael Redd led the club in scoring for the fifth consecutive season. The only other player to lead the club in scoring for as many as five seasons is Kareem Abdul-Jabbar, who did it six times.

PLAYOFF RECORD:

- Did not qualify

HONORS:

- None

2007-08 MILWAUKEE BUCKS

REGULAR SEASON DAY-BY-DAY

| Gm | Date | Opponent | W-L | Score | Record | Bucks High Scorer | Opp. High Scorer | Atten. |
|----|-------|----------------|-----|--------------|--------|------------------------|-----------------------|---------|
| 1 | 10/31 | @ Orlando | L | 83-102 | 0-1 | Redd, 25 | Lewis, 26 | 17,519 |
| 2 | 11/2 | @ Charlotte | L | 99-102 | 0-2 | Redd, 21 | Felton, 26 | 16,368 |
| 3 | 11/3 | Chicago | W | 78-72 | 1-2 | Redd, 27 | Gordon, 15 | 18,717* |
| 4 | 11/6 | Toronto | W | 112-85 | 2-2 | Mason, 21 | Dixon, 20 | 13,549 |
| 5 | 11/9 | @ Houston | L | 88-104 | 2-3 | Redd, 26 | Yao, 28 | 18,244 |
| 6 | 11/11 | @ San Antonio | L | 88-113 | 2-4 | Williams, 17 | Ginobili, 21 | 17,670 |
| 7 | 11/12 | Memphis | W | 102-99 | 3-4 | Redd, 31 | Gay, 26 | 13,462 |
| 8 | 11/17 | Atlanta | W | 105-96 | 4-4 | Redd/Bogut, 21 | Smith, 38 | 14,511 |
| 9 | 11/20 | @ Cleveland | W | 111-107 | 5-4 | Redd, 34 | James, 34 | 20,115 |
| 10 | 11/21 | L.A. Lakers | W | 110-103 | 6-4 | Redd, 26 | Bryant, 27 | 17,526 |
| 11 | 11/24 | Dallas | W | 97-95 | 7-4 | Redd, 27 | Jo.Howard, 24 | 16,376 |
| 12 | 11/27 | Philadelphia | L | 99-114 | 7-5 | Redd, 17 | Dalembert, 22 | 13,186 |
| 13 | 11/28 | @ Atlanta | L | 80-96 | 7-6 | Redd, 24 | J. Johnson, 21 | 11,286 |
| 14 | 11/30 | @ New York | L | 88-91 | 7-7 | Redd, 27 | Crawford/Randolph, 25 | 18,979 |
| 15 | 12/1 | Detroit | L | 91-117 | 7-8 | Simmons/Villanueva, 13 | Prince, 20 | 17,326 |
| 16 | 12/4 | @ LA Clippers | W | 87-78 | 8-8 | Redd, 25 | Maggette, 20 | 16,004 |
| 17 | 12/5 | @ Golden State | L | 90-120 | 8-9 | Redd, 24 | Davis/Jackson, 20 | 17,823 |
| 18 | 12/7 | @ Seattle | L | 98-104 | 8-10 | Redd, 41 | Durant-35 | 13,142 |
| 19 | 12/9 | @ Portland | L | 113-117(OT) | 8-11 | Williams, 33 | Roy, 26 | 18,317 |
| 20 | 12/10 | @ Sacramento | L | 93-96 | 8-12 | Redd, 24 | Salmons, 22 | 12,449 |
| 21 | 12/12 | Orlando | W | 100-86 | 9-12 | Redd, 27 | Howard/Lewis, 20 | 14,617 |
| 22 | 12/14 | @ Boston | L | 82-104 | 9-13 | Williams, 14 | Pierce, 32 | 18,624 |
| 23 | 12/15 | Minnesota | W | 95-92 | 10-13 | Redd, 32 | Smith, 30 | 15,512 |
| 24 | 12/17 | @ Cleveland | L | 99-104 (2OT) | 10-14 | Redd, 22 | James, 31 | 20,562 |
| 25 | 12/19 | Sacramento | L | 89-102 | 10-15 | Redd, 27 | Artest, 26 | 13,746 |
| 26 | 12/22 | Charlotte | W | 103-99 | 11-15 | Yi, 29 | Richardson, 30 | 15,796 |
| 27 | 12/26 | @ Denver | L | 105-125 | 11-16 | Williams, 28 | Anthony, 29 | 18,701 |
| 28 | 12/28 | @ Chicago | L | 99-103 | 11-17 | Redd, 34 | Gordon, 31 | 22,189 |
| 29 | 12/29 | New Jersey | L | 95-97 | 11-18 | Redd, 35 | Carter, 23 | 16,562 |
| 30 | 12/31 | @ Detroit | L | 69-114 | 11-19 | Redd, 18 | Hamilton, 22 | 22,076 |
| 31 | 1/2 | @ Miami | W | 103-98 | 12-19 | Williams, 25 | Wade, 27 | 19,600 |
| 32 | 1/4 | Washington | L | 77-101 | 12-20 | Villanueva, 20 | Jamison, 24 | 16,250 |
| 33 | 1/6 | @ Charlotte | W | 93-89 | 13-20 | Bell, 27 | Wallace, 25 | 10,884 |
| 34 | 1/8 | @ Philadelphia | W | 87-83 | 14-20 | Williams/Bell, 21 | Iguodala, 21 | 10,045 |
| 35 | 1/9 | Miami | W | 98-92 | 15-20 | Williams, 35 | Wade, 34 | 15,834 |
| 36 | 1/11 | @ L.A. Lakers | L | 105-110 | 15-21 | Williams, 28 | Bryant, 37 | 18,997 |
| 37 | 1/12 | @ Phoenix | L | 114-122 | 15-22 | Bogut, 29 | Nash, 35 | 18,422 |
| 38 | 1/14 | @ Utah | L | 87-98 | 15-23 | Bogut, 23 | Williams, 33 | 19,911 |
| 39 | 1/16 | Atlanta | W | 87-80 | 16-23 | Bogut, 21 | M. Williams, 22 | 14,506 |
| 40 | 1/19 | Golden State | L | 99-119 | 16-24 | Redd, 24 | Harrington, 27 | 16,615 |
| 41 | 1/21 | @ New Orleans | L | 92-106 | 16-25 | Redd, 19 | Chandler, 20 | 11,663 |
| 42 | 1/22 | Phoenix | L | 105-114 | 16-26 | Redd, 28 | Nash, 37 | 14,503 |
| 43 | 1/24 | Indiana | W | 104-92 | 17-26 | Redd, 37 | Dunleavy, 22 | 14,267 |
| 44 | 1/25 | @ Toronto | L | 75-106 | 17-27 | Redd/Villanueva, 12 | Bosh, 32 | 19,800 |
| 45 | 1/27 | Washington | W | 105-102 (OT) | 18-27 | Williams, 25 | Butler, 40 | 15,621 |
| 46 | 1/29 | @ New Jersey | L | 80-87 | 18-28 | Ivey, 19 | Jefferson, 20 | 14,133 |
| 47 | 1/30 | @ Philadelphia | L | 69-112 | 18-29 | Ivey, 17 | Iguodala, 18 | 12,507 |
| 48 | 2/2 | Houston | L | 83-91 | 18-30 | Bogut, 21 | McGrady, 33 | 18,717* |
| 49 | 2/5 | @ Memphis | W | 102-97 | 19-30 | Williams, 32 | Miller, 32 | 10,749 |
| 50 | 2/6 | @ Dallas | L | 96-107 | 19-31 | Williams, 36 | Nowitzki, 29 | 20,079 |
| 51 | 2/9 | New York | L | 98-99 | 19-32 | Redd/Villanueva, 21 | Crawford, 30 | 15,874 |
| 52 | 2/11 | L.A. Clippers | L | 89-96 | 19-33 | Williams, 31 | Thornnton, 25 | 13,319 |
| 53 | 2/13 | New Orleans | L | 107-111 | 19-34 | Redd, 30 | West, 22 | 14,317 |
| 54 | 2/20 | Detroit | W | 103-98 | 20-34 | Redd, 27 | Billups, 34 | 14,211 |
| 55 | 2/22 | @ Detroit | L | 100-127 | 20-35 | Redd/Villanueva, 18 | Billups, 21 | 22,076 |
| 56 | 2/23 | Denver | W | 115-109 | 21-35 | Redd, 42 | Iverson, 26 | 16,674 |
| 57 | 2/26 | Cleveland | W | 105-102 | 22-35 | Williams, 37 | James, 35 | 15,346 |
| 58 | 2/28 | @ New Jersey | L | 106-120 | 22-36 | Redd, 33 | Harris, 21 | 14,034 |
| 59 | 3/1 | San Antonio | L | 94-96 | 22-37 | Redd, 25 | Ginobili, 30 | 16,974 |
| 60 | 3/2 | @ Indiana | L | 106-128 | 22-38 | Redd, 28 | Dunleavy, 36 | 11,614 |
| 61 | 3/5 | Seattle | W | 118-106 | 23-38 | Villanueva, 32 | Durant, 23 | 15,010 |
| 62 | 3/7 | Portland | L | 101-103 | 23-39 | Redd, 25 | Aldridge, 29 | 15,537 |
| 63 | 3/9 | Philadelphia | L | 97-119 | 23-40 | Villanueva, 25 | Young, 22 | 16,437 |
| 64 | 3/11 | @ Washington | L | 97-105 | 23-41 | Redd, 26 | Jamison, 23 | 14,755 |
| 65 | 3/12 | Utah | L | 110-114 | 23-42 | Redd/Villanueva, 26 | Williams, 26 | 14,582 |
| 66 | 3/15 | Boston | L | 77-99 | 23-43 | Bell, 16 | Garnett, 19 | 17,626 |
| 67 | 3/18 | Miami | L | 106-112 | 23-44 | Redd, 27 | Williams, 21 | 13,379 |
| 68 | 3/22 | Cleveland | W | 108-98 | 24-44 | Williams, 29 | James, 29 | 15,337 |
| 69 | 3/24 | @ Miami | L | 73-78 | 24-45 | Redd, 24 | Quinn, 24 | 19,024 |
| 70 | 3/26 | @ Atlanta | L | 96-115 | 24-46 | Bogut-27 | J. Johnson, 28 | 14,832 |
| 71 | 3/28 | Orlando | L | 86-103 | 24-47 | Williams, 18 | Howard, 25 | 17,531 |
| 72 | 3/29 | @ Chicago | L | 111-114 | 24-48 | Redd, 33 | Hughes, 19 | 21,983 |
| 73 | 4/1 | New York | W | 119-115 (OT) | 25-48 | Redd, 36 | Richardson, 22 | 13,579 |
| 74 | 4/2 | @ Washington | W | 110-109 | 26-48 | Villanueva, 24 | Butler/Jamison, 18 | 14,355 |
| 75 | 4/4 | Indiana | L | 101-105 | 26-49 | Redd, 28 | Dunleavy, 27 | 15,639 |
| 76 | 4/6 | @ Indiana | L | 97-105 | 26-50 | Redd, 24 | Granger, 27 | 12,107 |
| 77 | 4/8 | Boston | L | 104-107 (OT) | 26-51 | Redd, 25 | Garnett, 21 | 15,921 |
| 78 | 4/9 | @ Toronto | L | 93-111 | 26-52 | Villanueva, 38 | Bosh, 32 | 18,569 |
| 79 | 4/11 | @ Boston | L | 86-102 | 26-53 | Redd, 18 | Rondov16 | 18,624 |
| 80 | 4/12 | New Jersey | L | 98-111 | 26-54 | Mason, 18 | Jefferson, 24 | 18,717* |
| 81 | 4/14 | Chicago | L | 135-151 | 26-55 | Bogut, 25 | Deng, 32 | 16,212 |
| 82 | 4/16 | @ Minnesota | L | 101-110 (OT) | 26-56 | Sessions, 25 | Foye, 32 | 17,459 |

* denotes sellout

GENERAL
OFFICE
FRONT
PLAYERS
2011-12
SEASON
STATS &
RECORDS
HISTORY
NBA
OPPONENTS
MEDIA

2008-09 MILWAUKEE BUCKS



BACK ROW: Video Coordinator Jason Staudt, Assistant Coach Adrian Griffin, Assistant Coach Joe Wolf, Assistant Coach Jim Boylan, Head Coach Scott Skiles, Assistant Coach Kelvin Sampson, Assistant Coach/Player Development Bill Peterson, Equipment Manager Dwayne Wilson, Assistant Trainer Scott Barthloma. **MIDDLE ROW:** General Manager John Hammond, President Herb Kohl, Luke Ridnour, Salim Stoudamire, Charlie Bell, Michael Redd, Damon Jones, Ramon Sessions, Head Athletic Trainer Marc Boff, Head Strength and Conditioning Coach Jeff Macy. **FRONT ROW:** Luc Richard Mbah a Moute, Keith Bogans, Richard Jefferson, Charlie Villanueva, Andrew Bogut, Francisco Elson, Dan Gadzuric, Malik Allen, Joe Alexander.

REGULAR SEASON (34-48) - 5TH, CENTRAL DIVISION - PLAYOFFS (DNQ)

| PLAYER | G-GS | MIN | FG-FGA | PCT | 3FG-FA | PCT | FT-FTA | PCT | OR | DR | AST | PF-DQ | STL | BLK | PTS | AVG |
|--------------|-----------|--------------|------------------|-------------|-----------------|-------------|------------------|-------------|------------|-------------|-------------|-------------|----------------|------------|------------|------------------|
| Redd | 33-32 | 1203 | 249-547 | .455 | 70-191 | .366 | 131-161 | .814 | 24 | 83 | 107 | 88 | 45-0 | 35 | 2 | 699 21.2 |
| Jefferson | 82-82 | 2939 | 537-1222 | .439 | 116-292 | .387 | 417-518 | .805 | 57 | 317 | 374 | 199 | 252-0 | 66 | 14 | 1607 19.6 |
| Villanueva | 78-47 | 2095 | 487-1089 | .447 | 89-258 | .345 | 201-240 | .838 | 154 | 366 | 520 | 137 | 254-5 | 50 | 56 | 1264 16.2 |
| Sessions | 79-39 | 2173 | 345-775 | .445 | 6-34 | .176 | 281-354 | .794 | 64 | 205 | 269 | 452 | 158-0 | 83 | 7 | 977 12.4 |
| Bogut | 36-33 | 1124 | 183-317 | .577 | 0-0 | — | 56-98 | .571 | 117 | 252 | 369 | 72 | 130-2 | 23 | 37 | 422 11.7 |
| Ridnour | 72-50 | 2033 | 250-621 | .403 | 55-157 | .350 | 133-153 | .869 | 33 | 185 | 218 | 365 | 200-3 | 92 | 16 | 688 9.6 |
| Bell | 70-23 | 1783 | 217-524 | .414 | 87-240 | .363 | 66-80 | .825 | 32 | 102 | 134 | 151 | 138-1 | 50 | 7 | 587 8.4 |
| Mbah a Moute | 82-52 | 2114 | 227-491 | .462 | 0-4 | .000 | 140-192 | .729 | 189 | 298 | 487 | 87 | 204-2 | 87 | 45 | 594 7.2 |
| Bogans (TOT) | 65-5 | 1272 | 119-324 | .367 | 74-218 | .339 | 52-57 | .912 | 31 | 171 | 202 | 64 | 105-0 | 43 | 4 | 364 5.6 |
| Bogans (MIL) | 29-0 | 485 | 56-149 | .376 | 32-92 | .348 | 31-33 | .939 | 16 | 75 | 91 | 33 | 44-0 | 20 | 2 | 175 6.0 |
| Alexander | 59-0 | 716 | 102-245 | .416 | 16-46 | .348 | 58-83 | .699 | 44 | 71 | 115 | 42 | 107-1 | 15 | 29 | 278 4.7 |
| Lue | 30-0 | 392 | 54-119 | .454 | 21-45 | .467 | 12-16 | .750 | 6 | 29 | 35 | 46 | 41-0 | 6 | 0 | 141 4.7 |
| Gadzuric | 67-26 | 941 | 117-244 | .480 | 0-2 | .000 | 37-68 | .544 | 95 | 160 | 255 | 39 | 162-4 | 32 | 43 | 271 4.0 |
| Elson | 59-23 | 977 | 83-169 | .491 | 1-4 | .250 | 33-39 | .846 | 100 | 129 | 229 | 32 | 144-1 | 36 | 36 | 200 3.4 |
| Croschere | 11-0 | 77 | 12-30 | .400 | 5-11 | .455 | 7-11 | .636 | 7 | 17 | 24 | 6 | 4-0 | 1 | 1 | 36 3.3 |
| Allen | 49-3 | 579 | 7-170 | .429 | 0-1 | .000 | 10-21 | .476 | 35 | 68 | 103 | 35 | 89-3 | 7 | 12 | 156 3.2 |
| Gill | 6-0 | 43 | 6-9 | .667 | 2-3 | .667 | 0-0 | — | 0 | 4 | 4 | 11 | 10-0 | 3 | 1 | 14 2.3 |
| Jones | 18-0 | 108 | 11-34 | .324 | 11-28 | .393 | 0-0 | — | 0 | 6 | 6 | 7 | 4-0 | 3 | 0 | 33 1.8 |
| BUCKS | 82 | 19780 | 3009-6755 | .445 | 511-1408 | .363 | 1613-2067 | .780 | 973 | 2367 | 3340 | 1802 | 1986-22 | 609 | 308 | 8142 99.3 |

HIGHLIGHTS:

- The Bucks finished 2008-09 with a 34-48 record, an eight-game improvement from their 2007-08 record of 26-56. That eight-game improvement was tied for the fifth-largest in the NBA in 2008-09. Milwaukee boosted their home win total from the previous season to 22 from 19 and nearly doubled their road win total with 12 from the seven they had in the previous season.

- Milwaukee saw their defensive numbers improve in 2008-09 with noted numbers in points allowed 100.4, 16th in the NBA (103.9, 23rd in 2007-08), field goal percentage 45.8, 16th (48.0, 29th), three point percentage 37.8, 23rd (38.4, 21st), steals 7.4, 12th (6.6, 21st), opponent turnovers 16.5, 1st (13.7, 15th) and opponents assist:turnover ratio 1.28:1 (1.70:1).

- Milwaukee faced many back-to-backs, tying for the league lead with 22. They also had eight sets before the calendar shifted to December, a league-high with the next closest teams at six. The Bucks also had a stretch beginning on November 7 where they played their next 10 games as part of back-to-backs (five sets). The last time that happened was 2004-05 when Detroit played seven sets. It hadn't happened to the Bucks since January/February of 1996.

-The Bucks fell one game shy of an odd NBA occurrence that hasn't happened in more than 10 seasons. Starting with a loss to Detroit on December 27 and ending on January 17 at the L.A. Clippers, the club alternated wins and losses for 13 consecutive games, the longest such streak in the team's history. Milwaukee's longest streak of alternating wins and losses was eight games between January and February of 1973. The New York Knicks were the last team to top Milwaukee's mark of 13 games alternating wins and losses, going back-and-forth 14 times in December and January in the 1997-98 season. *Note, although the Bucks won on December 23, that game was included as part of a three-game winning string and doesn't count toward the streak.

- Milwaukee was hit by injuries in 2008-09 with eight players missing a total of 138 games due to injury/illness. The team's leading scorer for the last five seasons, Michael Redd, missed 49 games. Redd was out 14 games in November with a right ankle sprain and suffered an ACL/MCL tear against Sacramento on January 24, missing the remainder of the season (35 games). Andrew Bogut, the team's leading rebounder the previous two seasons, missed a total of 46 games: three in November with a bone bruise in his left knee and then 43 from early January through the remainder of the season due to a lower back injury.

- The team's main four starters entering the year - Andrew Bogut, Richard Jefferson, Michael Redd and Luke Ridnour played a total of 20 games together and were 11-9. In 36 games with Bogut, they allowed 97.6 points and opponents shot 44.7 percent. Without him those numbers became 104.0 points and 46.9 percent. With Redd in the fold for 33 tilts, Milwaukee averaged 99.4 points while shooting 45.8 percent from the floor. When Redd was out, those numbers became 99.2 points and 43.7 percent.

PLAYOFF RECORD:

- Did not qualify

HONORS:

- None

2008-09 MILWAUKEE BUCKS

REGULAR SEASON DAY-BY-DAY

| Gm | Date | Opponent | W-L | Score | Record | Bucks High Scorer | Opp. High Scorer | Atten. |
|----|-------|-----------------|-----|--------------|--------|--------------------------|----------------------|---------|
| 1 | 10/28 | @ Chicago | L | 95-108 | 0-1 | Redd, 30 | Deng, 21 | 21,762 |
| 2 | 10/29 | @ Oklahoma City | W | 98-87 | 1-1 | 3 Players, 20 | Westbrook/Wilcox, 13 | 19,136 |
| 3 | 11/1 | Toronto | L | 87-91 | 1-2 | Redd, 19 | Calderon, 25 | 17,036 |
| 4 | 11/2 | @ New York | W | 94-86 | 2-2 | Jefferson/Sessions, 18 | Richardson, 28 | 18,190 |
| 5 | 11/5 | Washington | W | 112-104 (OT) | 3-2 | Jefferson, 32 | Butler, 27 | 13,895 |
| 6 | 11/7 | @ Boston | L | 89-101 | 3-3 | Jefferson, 20 | Pierce, 18 | 18,624 |
| 7 | 11/8 | Phoenix | L | 96-104 | 3-4 | Sessions, 23 | O'Neal, 29 | 17,935 |
| 8 | 11/11 | @ Cleveland | L | 93-99 | 3-5 | Jefferson, 19 | James, 41 | 19,842 |
| 9 | 11/12 | San Antonio | W | 82-78 | 4-5 | Jefferson, 19 | Duncan, 24 | 14,036 |
| 10 | 11/14 | @ Memphis | W | 101-96 (OT) | 5-5 | Jefferson, 26 | Mayo, 25 | 11,308 |
| 11 | 11/15 | Boston | L | 97-102 (OT) | 5-6 | Bogut, 20 | Pierce, 28 | 17,952 |
| 12 | 11/18 | @ Denver | L | 105-114 | 5-7 | Bell, 25 | Kleiza, 25 | 14,413 |
| 13 | 11/19 | @ Utah | L | 94-105 | 5-8 | Jefferson, 25 | Miles, 25 | 19,911 |
| 14 | 11/21 | New York | W | 104-87 | 6-8 | Villanueva, 20 | Duhon, 20 | 14,898 |
| 15 | 11/22 | @ Charlotte | W | 79-74 | 7-8 | Sessions, 18 | Wallace, 18 | 12,096 |
| 16 | 11/24 | @ Orlando | L | 101-108 | 7-9 | Jefferson, 25 | Howard, 24 | 16,245 |
| 17 | 11/26 | @ Atlanta | L | 96-102 | 7-10 | Jefferson, 25 | Horford, 21 | 15,730 |
| 18 | 11/28 | @ Detroit | L | 97-107 | 7-11 | Jefferson/Sessions, 21 | Iverson, 17 | 22,076 |
| 19 | 11/29 | Cleveland | L | 85-97 | 7-12 | Redd, 20 | James, 32 | 16,237 |
| 20 | 12/3 | Chicago | W | 97-90 | 8-12 | Villanueva, 23 | Gordon, 22 | 13,684 |
| 21 | 12/5 | Charlotte | W | 101-96 | 9-12 | Redd, 25 | Richardson, 20 | 14,875 |
| 22 | 12/7 | @ L.A. Lakers | L | 92-105 | 9-13 | Alexander, 15 | Bryant, 20 | 18,997 |
| 23 | 12/9 | @ Phoenix | L | 110-125 | 9-14 | Villanueva, 24 | O'Neal, 35 | 18,422 |
| 24 | 12/10 | @ Golden State | L | 96-119 | 9-15 | Redd, 27 | Jackson, 21 | 18,375 |
| 25 | 12/13 | Indiana | W | 121-103 | 10-15 | Redd, 27 | Ford, 27 | 14,921 |
| 26 | 12/15 | @ Miami | W | 98-83 | 11-15 | Redd, 21 | Chalmers, 20 | 15,029 |
| 27 | 12/17 | @ Philadelphia | L | 88-93 | 11-16 | Bell/Ridnour, 14 | Williams, 25 | 11,538 |
| 28 | 12/19 | @ New York | W | 105-81 | 12-16 | Redd, 21 | Robinson, 21 | 19,009 |
| 29 | 12/20 | L.A. Clippers | W | 119-85 | 13-16 | Jefferson, 22 | Thornton, 20 | 15,014 |
| 30 | 12/23 | Utah | W | 94-86 | 14-16 | Redd, 27 | Kirilenko, 22 | 14,888 |
| 31 | 12/27 | Detroit | L | 76-87 | 14-17 | Bogut, 17 | Prince, 19 | 17,086 |
| 32 | 12/30 | @ San Antonio | W | 100-98 | 15-17 | Redd, 25 | Duncan, 22 | 18,797 |
| 33 | 12/31 | @ Houston | L | 81-85 | 15-18 | Redd, 20 | Yao, 22 | 18,228 |
| 34 | 1/2 | Charlotte | W | 103-75 | 16-18 | Redd, 31 | Diaw, 16 | 15,107 |
| 35 | 1/3 | @ Charlotte | L | 92-102 | 16-19 | Jefferson, 19 | Wallace, 24 | 14,201 |
| 36 | 1/5 | Toronto | W | 107-97 | 17-19 | Redd, 35 | Bosh, 31 | 12,599 |
| 37 | 1/7 | Philadelphia | L | 105-110 | 17-20 | Jefferson, 27 | Miller, 28 | 13,381 |
| 38 | 1/9 | New Jersey | W | 104-102 | 18-20 | Redd, 24 | Carter, 23 | 15,768 |
| 39 | 1/10 | @ Minnesota | L | 104-106 | 18-21 | Redd, 32 | Carney, 22 | 15,007 |
| 40 | 1/12 | @ Washington | W | 97-91 | 19-21 | Redd, 29 | Young, 30 | 13,510 |
| 41 | 1/14 | Miami | L | 99-102 | 19-22 | Ridnour, 25 | Cook, 24 | 15,271 |
| 42 | 1/16 | @ Sacramento | W | 129-122 | 20-22 | Redd, 44 | Martin/Salmons, 24 | 11,663 |
| 43 | 1/17 | @ L.A. Clippers | L | 92-101 | 20-23 | Jefferson, 26 | Camby/Skinner, 18 | 16,448 |
| 44 | 1/19 | @ Portland | L | 85-102 | 20-24 | Jefferson/Villanueva, 23 | Oden, 24 | 20,580 |
| 45 | 1/21 | Dallas | W | 133-99 | 21-24 | Villanueva, 32 | Nowitzki, 30 | 13,898 |
| 46 | 1/23 | @ Atlanta | L | 87-117 | 21-25 | Villanueva, 27 | Murray, 25 | 18,556 |
| 47 | 1/24 | Sacramento | W | 106-104 | 22-25 | Jefferson, 20 | Martin, 20 | 15,379 |
| 48 | 1/26 | Minnesota | L | 83-90 | 22-26 | Sessions, 18 | Jefferson, 23 | 12,914 |
| 49 | 1/28 | @ Indiana | L | 99-107 | 22-27 | Villanueva, 28 | Ford, 34 | 12,143 |
| 50 | 1/30 | @ Toronto | W | 96-85 | 23-27 | Villanueva-26 | Bosh, 18 | 18,791 |
| 51 | 1/31 | Atlanta | W | 110-107 | 24-27 | Villanueva, 27 | Bibby, 24 | 15,881 |
| 52 | 2/3 | @ New Jersey | L | 85-99 | 24-28 | Jefferson, 27 | Lopez, 22 | 10,102 |
| 53 | 2/7 | Detroit | L | 121-126 (OT) | 24-29 | Sessions, 44 | Hamilton, 38 | 17,297 |
| 54 | 2/9 | Houston | W | 124-112 | 25-29 | Sessions, 26 | Brooks, 23 | 13,904 |
| 55 | 2/11 | Indiana | W | 122-110 | 26-29 | Jefferson, 32 | Granger, 26 | 13,486 |
| 56 | 2/17 | @ Detroit | W | 92-86 | 27-29 | Jefferson, 29 | McDyess, 24 | 20,217 |
| 57 | 2/18 | Chicago | L | 104-113 | 27-30 | Jefferson, 32 | Hinrich, 31 | 15,309 |
| 58 | 2/20 | Cleveland | L | 103-111 | 27-31 | Villanueva, 26 | James, 55 | 18,076 |
| 59 | 2/22 | Denver | W | 120-117 | 28-31 | Villanueva, 36 | Anthony, 33 | 14,891 |
| 60 | 2/25 | @ Dallas | L | 96-116 | 28-32 | Villanueva, 25 | Howard, 27 | 19,558 |
| 61 | 2/27 | @ New Orleans | L | 94-95 | 28-33 | Jefferson, 22 | West, 28 | 17,621 |
| 62 | 2/28 | Washington | W | 109-93 | 29-33 | Villanueva, 25 | Jamison, 21 | 15,970 |
| 63 | 3/3 | New Jersey | L | 95-99 | 29-34 | Villanueva, 24 | Lopez, 24 | 13,967 |
| 64 | 3/4 | @ Cleveland | L | 73-91 | 29-35 | Jefferson, 29 | James, 23 | 20,562 |
| 65 | 3/6 | @ Chicago | L | 102-117 | 29-36 | Jefferson, 27 | Gordon, 34 | 21,186 |
| 66 | 3/7 | Golden State | W | 127-120 | 30-36 | Jefferson, 35 | Crawford, 32 | 15,569 |
| 67 | 3/10 | New York | L | 112-120 | 30-37 | Villanueva, 32 | Hughes, 39 | 13,781 |
| 68 | 3/13 | New Orleans | L | 86-95 | 30-38 | Jefferson, 27 | Paul, 30 | 15,701 |
| 69 | 3/15 | Boston | W | 86-77 | 31-38 | Villanueva, 19 | Perkins, 26 | 18,134 |
| 70 | 3/18 | Orlando | L | 80-106 | 31-39 | Villanueva, 17 | Howard, 28 | 13,819 |
| 71 | 3/21 | Portland | L | 84-96 | 31-40 | Villanueva, 26 | Roy, 30 | 17,809 |
| 72 | 3/25 | @ Toronto | L | 106-115 | 31-41 | Jefferson, 22 | Bargnani, 23 | 17,401 |
| 73 | 3/27 | @ Orlando | L | 94-110 | 31-42 | Bell/Sessions, 19 | Lewis, 19 | 17,461 |
| 74 | 3/28 | @ Miami | L | 85-102 | 31-43 | Jefferson, 32 | Wade, 27 | 18,108 |
| 75 | 3/30 | @ New Jersey | W | 107-78 | 32-43 | Jefferson, 29 | Douglas-Roberts, 14 | 12,205 |
| 76 | 4/1 | L.A. Lakers | L | 98-104 | 32-44 | Jefferson, 29 | Bryant, 30 | 18,717* |
| 77 | 4/2 | @ Philadelphia | L | 95-105 | 32-45 | Sessions, 18 | Williams, 21 | 17,640 |
| 78 | 4/4 | Memphis | L | 102-107 | 32-46 | Jefferson, 24 | Gay, 26 | 18,717* |
| 79 | 4/8 | Atlanta | L | 105-113 | 32-47 | Bogans, 22 | Johnson, 30 | 13,073 |
| 80 | 4/11 | Oklahoma City | W | 115-98 | 33-47 | Jefferson, 35 | Durant, 19 | 15,418 |
| 81 | 4/13 | Orlando | W | 98-80 | 34-47 | Jefferson, 24 | Lee, 17 | 14,683 |
| 82 | 4/15 | @ Indiana | L | 108-115 | 34-48 | Jefferson, 31 | Granger, 35 | 14,161 |

* denotes sellout

GENERAL
INFO

FRONT
OFFICE

PLAYERS

2011-12
SEASON

STATS &
RECORDS

HISTORY

NBA

OPPONENTS

MEDIA

2009-10 MILWAUKEE BUCKS



BACK ROW: Video Coordinator Jason Staudt, Assistant Coach Adrian Griffin, Assistant Coach Joe Wolf, Assistant Coach Jim Boylan, Head Coach Scott Skiles, Assistant Coach Kelvin Sampson, Assistant Coach/Player Development Bill Peterson, Scout Chris Gilmartin, Assistant Trainer Scott Barthlana. **MIDDLE ROW:** General Manager John Hammond, President Herb Kohl, Brandon Jennings, Luke Ridnour, Jerry Stackhouse, John Salmons, Charlie Bell, Equipment Manager Dwayne Wilson, Head Athletic Trainer Marc Hoff, Head Strength and Conditioning Coach Jeff Macy. **FRONT ROW:** Carlos Delfino, Luc Richard Mbah a Moute, Ersan Ilyasova, Kurt Thomas, Andrew Bogut, Primož Brezec, Dan Gadzuric, Darnell Jackson, Royal Ivey. **NOT PICTURED:** Michael Redd

REGULAR SEASON (46-36) - 2ND, CENTRAL DIVISION - PLAYOFFS (3-4)

| PLAYER | G-GS | MIN | FG-FGA | PCT | 3FG-FA | PCT | FT-FTA | PCT | OR | DR | TR | AST | PF-DQ | STL | BLK | PTS | AVG |
|---------------|-----------|--------------|------------------|-------------|-----------------|-------------|------------------|-------------|------------|-------------|-------------|-------------|----------------|------------|------------|-------------|-------------|
| Bogut | 69-69 | 2229 | 473-910 | .520 | 0-2 | .000 | 149-237 | .629 | 208 | 493 | 701 | 127 | 222-5 | 39 | 175 | 1095 | 15.9 |
| Jennings | 82-82 | 2671 | 451-1216 | .371 | 145-388 | .374 | 223-273 | .817 | 49 | 233 | 282 | 470 | 191-0 | 105 | 18 | 1270 | 15.5 |
| Salmons (TOT) | 81-56 | 2825 | 437-991 | .441 | 118-309 | .382 | 253-305 | .830 | 35 | 235 | 270 | 223 | 166-1 | 99 | 26 | 1245 | 15.4 |
| Salmons (MIL) | 30-28 | 1129 | 207-443 | .467 | 45-117 | .385 | 137-158 | .867 | 17 | 79 | 96 | 98 | 65-1 | 34 | 4 | 596 | 19.9 |
| Redd | 18-12 | 492 | 75-213 | .352 | 18-60 | .300 | 47-66 | .712 | 11 | 43 | 54 | 39 | 24-0 | 19 | 2 | 215 | 11.9 |
| Delfino | 75-66 | 2279 | 29-732 | .408 | 134-365 | .367 | 93-119 | .782 | 51 | 343 | 394 | 202 | 138-0 | 80 | 21 | 825 | 11.0 |
| Ridnour | 82-0 | 1759 | 328-686 | .478 | 69-181 | .381 | 127-140 | .907 | 24 | 119 | 143 | 324 | 182-0 | 54 | 7 | 852 | 10.4 |
| Ilyasova | 81-31 | 1898 | 323-729 | .443 | 81-241 | .336 | 113-158 | .715 | 157 | 360 | 517 | 84 | 251-3 | 53 | 23 | 840 | 10.4 |
| Warrick | 48-6 | 1024 | 182-378 | .481 | 1-6 | .167 | 125-172 | .727 | 87 | 125 | 212 | 35 | 83-0 | 17 | 10 | 490 | 10.2 |
| Stackhouse | 42-0 | 855 | 129-316 | .408 | 45-130 | .346 | 55-69 | .797 | 19 | 81 | 100 | 70 | 56-0 | 21 | 9 | 358 | 8.5 |
| Bell | 71-39 | 1611 | 169-443 | .381 | 73-200 | .365 | 48-67 | .716 | 31 | 101 | 132 | 104 | 136-0 | 39 | 12 | 459 | 6.5 |
| Mbah a Moute | 73-62 | 1866 | 177-369 | .480 | 6-17 | .353 | 93-133 | .699 | 171 | 229 | 400 | 81 | 181-1 | 60 | 39 | 453 | 6.2 |
| Meeks | 41-0 | 486 | 64-177 | .362 | 23-82 | .280 | 18-21 | .857 | 5 | 67 | 72 | 22 | 33-0 | 13 | 4 | 169 | 4.1 |
| Ukic | 13-0 | 97 | 14-30 | .467 | 3-12 | .250 | 9-11 | .818 | 0 | 3 | 3 | 12 | 6-0 | 1 | 0 | 40 | 3.1 |
| Thomas | 70-9 | 1049 | 99-208 | .476 | 0-0 | — | 12-15 | .800 | 84 | 207 | 291 | 47 | 159-1 | 26 | 46 | 210 | 3.0 |
| Gadzuric | 32-6 | 314 | 39-89 | .438 | 0-0 | — | 10-25 | .400 | 38 | 54 | 92 | 12 | 63-0 | 9 | 13 | 88 | 2.8 |
| Ivey (TOT) | 44-0 | 327 | 35-83 | .422 | 14-35 | .400 | 9-12 | .750 | 6 | 28 | 34 | 27 | 39-0 | 19 | 2 | 93 | 2.1 |
| Ivey (MIL) | 18-0 | 90 | 9-28 | .321 | 2-11 | .182 | 3-5 | .600 | 1 | 7 | 8 | 10 | 14-0 | 9 | 0 | 23 | 1.3 |
| Elson | 11-0 | 62 | 4-13 | .308 | 0-0 | — | 2-2 | 1.000 | 5 | 8 | 13 | 2 | 7-0 | 1 | 0 | 10 | 0.9 |
| Brezec (TOT) | 21-0 | 95 | 9-26 | .346 | 0-0 | — | 1-6 | .167 | 12 | 13 | 25 | 1 | 19-0 | 1 | 3 | 19 | 0.9 |
| Brezec (MIL) | 14-0 | 59 | 7-13 | .538 | 0-0 | — | 0-4 | .000 | 6 | 7 | 13 | 1 | 10-0 | 0 | 2 | 14 | 1.0 |
| Jackson (TOT) | 28-0 | 122 | 9-30 | .300 | 1-4 | .250 | 4-6 | .667 | 9 | 13 | 22 | 4 | 21-0 | 2 | 4 | 23 | 0.8 |
| Jackson (MIL) | 1-0 | 9 | 1-5 | .200 | 0-1 | .000 | 0-0 | — | 1 | 1 | 2 | 0 | 2-0 | 0 | 0 | 2 | 2.0 |
| BUCKS | 82 | 19880 | 3050-6998 | .436 | 645-1813 | .356 | 1264-1675 | .755 | 965 | 2560 | 3523 | 1740 | 1823-11 | 580 | 385 | 8009 | 97.7 |

HIGHLIGHTS:

- The Bucks finished the 2009-10 season with a 46-36 record (28-13 at home; 18-23 on the road), reaching the playoffs for the 26th time in team history. Milwaukee's 46-36 record was a 12-game improvement from its 2008-09 record and a 20-game improvement from the 2007-08 season.
- Bucks rookie Brandon Jennings poured in 55 points on 21-34 from the field, including 7-8 from three and 6-8 from the free throw line, in the Bucks 129-125 win over Golden State on Nov. 14. The 55-point tally was the most by any NBA player in 2009-10 and Jennings became the fastest (seventh game, edging out Wild Chamberlain: eight games) and the youngest (20 years and 52 days) player to top 50 points in a game (LeBron James previously held the record at 20 years and 80 days). His scoring outburst was also the most points by a Bucks rookie (Kareem Abdul-Jabbar had 51 on Feb. 21, 1970) and two shy of Michael Redd's franchise record of 57 (Nov. 11, 2006).
- Bucks center Andrew Bogut swatted away a career-best 175 shots in 69 games (2.5 per game, second in the NBA) after blocking 275 in the first 262 games of his career. He blocked a shot in a franchise record 39-consecutive games, which was the longest streak in the NBA for 2009-10 and the longest since Marcus Camby's 51-game streak in 2007-08. Bogut entered the season outside of the franchise's top-10 block list and is currently in sixth place with 450 career blocks.
- The Bucks set a franchise record with 645 three pointers made, surpassing the previous best of 593 set in the 2001-02 season. Milwaukee finished the season with a 35.6 three point percentage (eighth in NBA) and their 7.9 makes per game ranked them sixth in the league. Brandon Jennings (145 makes, a franchise rookie record) and Carlos Delfino (134, career-high) combined for 279 threes, the most by any Bucks duo since Michael Redd (182) and Ray Allen (123) combined for 305 in 2002-03.
- The Bucks went through one of the hottest streaks in the NBA in 2009-10 and in franchise history as they went 23-7 over a 30-game stretch where they didn't lose consecutive games (beginning with the first win following the consecutive losses and ending with the last win). Included in that stretch were two six-game winning streaks and the Bucks were 12-1 during one stretch and extended that to 15-2.
- John Salmons came to Milwaukee at the trade deadline and the Bucks went 22-8 in his 30 regular season games with the team. He averaged 19.9 points on 46.7 percent shooting and 38.5 percent from three while with the Bucks.

PLAYOFF RECORD:

- Lost to Atlanta, First Round, 3-4

HONORS:

- Andrew Bogut - All-NBA Third Team
- Brandon Jennings - NBA All-Rookie First Team, T-Mobile Rookie/Sophomore Challenge at All-Star Weekend, Skills Challenge

2009-10 MILWAUKEE BUCKS

REGULAR SEASON DAY-BY-DAY

| Gm | Date | Opponent | W-L | Score | Record | Bucks High Scorer | Opp. High Scorer | Atten. |
|----|-------|-----------------|-----|---------------|--------|------------------------|---------------------|---------|
| 1 | 10/30 | @ Philadelphia | L | 86-99 | 0-1 | Jennings/Redd, 17 | Iguodala, 19 | 14,638 |
| 2 | 10/31 | Detroit | W | 96-85 | 1-1 | Jennings, 24 | Gordon, 26 | 15,095 |
| 3 | 11/3 | @ Chicago | L | 81-83 | 1-2 | Jennings, 25 | Deng, 24 | 19,789 |
| 4 | 11/6 | @ Minnesota | W | 87-72 | 2-2 | Bogut, 17 | Flynn, 20 | 13,758 |
| 5 | 11/7 | New York | W | 102-87 | 3-2 | Bogut, 22 | Lee, 18 | 15,486 |
| 6 | 11/11 | Denver | W | 108-102 | 4-2 | Jennings, 32 | Anthony, 32 | 12,987 |
| 7 | 11/14 | Golden State | W | 129-125 | 5-2 | Jennings, 55 | Ellis, 26 | 14,978 |
| 8 | 11/16 | Dallas | L | 113-115 (OT) | 5-3 | Jennings, 25 | Nowitzki, 32 | 13,683 |
| 9 | 11/18 | New Jersey | W | 99-85 | 6-3 | Bogut/Delfino, 21 | Douglas-Roberts, 31 | 13,479 |
| 10 | 11/20 | Charlotte | W | 95-88 | 7-3 | Jennings, 29 | Jackson/Wallace, 22 | 15,578 |
| 11 | 11/21 | @ Memphis | W | 103-98 | 8-3 | Jennings, 26 | Gay, 24 | 11,209 |
| 12 | 11/23 | @ San Antonio | L | 98-112 | 8-4 | Ilyasova, 20 | Duncan, 24 | 17,677 |
| 13 | 11/25 | @ New Orleans | L | 99-102 (OT) | 8-5 | Ridnour, 23 | West, 27 | 14,315 |
| 14 | 11/27 | @ Oklahoma City | L | 90-108 | 8-6 | Delfino/Warrick, 15 | Durant, 33 | 18,203 |
| 15 | 11/28 | Orlando | L | 98-100 | 8-7 | Ilyasova/Ridnour, 20 | Carter, 25 | 16,128 |
| 16 | 11/30 | Chicago | W | 99-97 | 9-7 | Bogut, 22 | Salmons, 23 | 13,684 |
| 17 | 12/2 | @ Washington | L | 102-104 | 9-8 | Ridnour/Warrick, 20 | Arenas, 22 | 12,272 |
| 18 | 12/4 | @ Detroit | L | 96-105 | 9-9 | Ridnour, 21 | Stuckey, 19 | 16,557 |
| 19 | 12/6 | Cleveland | L | 86-101 | 9-10 | Jennings, 24 | West, 21 | 16,625 |
| 20 | 12/8 | @ Boston | L | 89-98 | 9-11 | Bogut, 25 | Garnett, 25 | 18,624 |
| 21 | 12/9 | Toronto | W | 117-95 | 10-11 | Jennings, 22 | Bosh, 26 | 12,637 |
| 22 | 12/12 | Portland | W | 108-101 (2OT) | 11-11 | Bogut, 27 | Aldridge, 31 | 15,973 |
| 23 | 12/16 | L.A. Lakers | L | 106-107 (OT) | 11-12 | Redd, 25 | Bryant, 39 | 16,309 |
| 24 | 12/18 | @ Cleveland | L | 82-85 | 11-13 | Jennings/Ilyasova, 18 | James, 26 | 20,562 |
| 25 | 12/19 | Sacramento | L | 95-96 | 11-14 | Delfino, 17 | Evans, 24 | 13,745 |
| 26 | 12/21 | @ Indiana | W | 84-81 | 12-14 | Bogut, 31 | Hibbert, 16 | 12,836 |
| 27 | 12/23 | Washington | L | 97-109 | 12-15 | Redd, 32 | Butler, 25 | 13,113 |
| 28 | 12/26 | San Antonio | L | 97-112 | 12-16 | Warrick, 23 | Duncan, 26 | 14,864 |
| 29 | 12/28 | @ Charlotte | L | 84-94 | 12-17 | Jennings, 24 | Wallace, 21 | 15,473 |
| 30 | 12/30 | @ Orlando | L | 92-117 | 12-18 | Jennings, 20 | Carter, 25 | 17,461 |
| 31 | 1/2 | Oklahoma City | W | 103-97 (OT) | 13-18 | Redd, 27 | Durant, 31 | 15,264 |
| 32 | 1/5 | @ New Jersey | W | 98-76 | 14-18 | Bogut, 18 | Yi, 22 | 11,101 |
| 33 | 1/8 | Chicago | W | 96-93 | 15-18 | Bogut-27 | Rose, 25 | 18,717* |
| 34 | 1/10 | @ L.A. Lakers | L | 77-95 | 15-19 | Warrick, 14 | Brown, 19 | 18,997 |
| 35 | 1/11 | @ Phoenix | L | 101-105 | 15-20 | Warrick, 21 | Nash, 30 | 15,116 |
| 36 | 1/13 | @ Portland | L | 108-120 | 15-21 | Ilyasova, 24 | Roy, 22 | 20,465 |
| 37 | 1/15 | @ Golden State | W | 113-104 | 16-21 | Jennings, 25 | Ellis, 33 | 17,455 |
| 38 | 1/16 | @ Utah | L | 95-112 | 16-22 | Delfino, 28 | Miles, 19 | 19,669 |
| 39 | 1/18 | @ Houston | L | 98-101 (OT) | 16-23 | Jennings, 25 | Scola, 27 | 17,187 |
| 40 | 1/20 | Toronto | W | 113-107 | 17-23 | Bogut, 27 | Bosh, 44 | 12,724 |
| 41 | 1/22 | @ Toronto | L | 96-101 | 17-24 | Ridnour, 27 | Jack, 27 | 17,819 |
| 42 | 1/23 | Minnesota | W | 127-94 | 18-24 | Delfino, 24 | Flynn, 20 | 17,742 |
| 43 | 1/26 | @ Dallas | L | 107-108 | 18-25 | Bogut, 32 | Nowitzki, 28 | 19,799 |
| 44 | 1/27 | Philadelphia | W | 91-88 | 19-25 | Bell/Jennings, 18 | Brand, 26 | 12,685 |
| 45 | 1/30 | Miami | W | 95-84 | 20-25 | Warrick, 22 | Wade, 21 | 18,717* |
| 46 | 2/1 | @ Miami | W | 97-81 | 21-25 | Bogut, 22 | Wade, 23 | 15,858 |
| 47 | 2/2 | @ Orlando | L | 82-99 | 21-26 | Bell/Ridnour, 13 | Howard, 22 | 17,461 |
| 48 | 2/5 | @ New York | W | 114-107 | 22-26 | Ilyasova, 25 | Lee, 32 | 19,247 |
| 49 | 2/6 | Indiana | W | 93-81 | 23-26 | Bogut, 21 | Ford, 20 | 18,717* |
| 50 | 2/9 | Detroit | L | 81-93 | 23-27 | Jennings, 18 | Three tied, 18 | 12,017 |
| 51 | 2/10 | @ New Jersey | W | 97-77 | 24-27 | Bogut, 22 | Harris, 27 | 12,873 |
| 52 | 2/17 | Houston | L | 99-127 | 24-28 | Mbah a Moute, 18 | Ariza, 22 | 11,685 |
| 53 | 2/19 | @ Detroit | W | 91-85 | 25-28 | Salmons, 19 | Hamilton, 29 | 18,701 |
| 54 | 2/20 | Charlotte | W | 93-88 | 26-28 | Jennings/Salmons, 19 | Jackson, 35 | 17,174 |
| 55 | 2/22 | @ New York | W | 83-67 | 27-28 | Bogu, 24 | McGrady, 15 | 19,763 |
| 56 | 2/24 | New Orleans | W | 115-95 | 28-28 | Bogut, 26 | Thornnton, 25 | 11,936 |
| 57 | 2/25 | @ Indiana | W | 112-110 | 29-28 | Salmons, 20 | Granger, 21 | 14,116 |
| 58 | 2/27 | @ Miami | W | 94-71 | 30-28 | Salmons, 18 | O'Neal, 14 | 18,883 |
| 59 | 2/28 | @ Atlanta | L | 102-106 (OT) | 30-29 | Salmons, 32 | Johnson, 24 | 16,381 |
| 60 | 3/3 | Washington | W | 100-87 | 31-29 | Salmons, 22 | Blatche/Foye, 18 | 13,247 |
| 61 | 3/5 | @ Washington | W | 102-74 | 32-29 | Bogut/Delfino, 19 | McGee, 13 | 16,963 |
| 62 | 3/6 | Cleveland | W | 92-85 | 33-29 | Jennings, 25 | Jamison, 30 | 18,717* |
| 63 | 3/9 | Boston | W | 86-84 | 34-29 | Bogut, 25 | Rondo, 20 | 14,316 |
| 64 | 3/12 | Utah | W | 95-87 | 35-29 | Salmons, 24 | Boozer, 26 | 14,917 |
| 65 | 3/14 | Indiana | W | 98-94 | 36-29 | Stackhouse, 20 | Granger, 29 | 15,107 |
| 66 | 3/17 | @ L.A. Clippers | L | 93-101 | 36-30 | Jennings, 21 | Kaman, 20 | 15,241 |
| 67 | 3/19 | @ Sacramento | W | 114-108 (2OT) | 37-30 | Jennings, 35 | Udrih, 26 | 12,098 |
| 68 | 3/20 | @ Denver | W | 102-97 | 38-30 | Salmons, 26 | Anthony/Billups, 29 | 19,390 |
| 69 | 3/22 | Atlanta | W | 98-95 | 39-30 | Salmons, 32 | Johnson, 27 | 14,186 |
| 70 | 3/24 | Philadelphia | L | 86-101 | 39-31 | Stackhouse, 15 | Green, 16 | 12,675 |
| 71 | 3/26 | Miami | L | 74-87 | 39-32 | Salmons, 23 | Wade, 30 | 17,841 |
| 72 | 3/28 | Memphis | W | 108-103 (OT) | 40-32 | Jennings, 29 | Randolph, 31 | 17,008 |
| 73 | 3/30 | L.A. Clippers | W | 107-89 | 41-32 | Ilyasova, 20 | Gooden, 20 | 14,321 |
| 74 | 3/31 | @ Cleveland | L | 98-101 | 41-33 | Salmons, 28 | James, 23 | 20,562 |
| 75 | 4/2 | @ Charlotte | L | 86-87 (OT) | 41-34 | Salmons, 28 | Jackson, 32 | 18,118 |
| 76 | 4/3 | Phoenix | W | 107-98 | 42-34 | Jennings, 23 | Stoudemire, 22 | 16,436 |
| 77 | 4/6 | @ Chicago | W | 79-74 | 43-34 | Salmons, 26 | Deng, 16 | 20,268 |
| 78 | 4/7 | New Jersey | W | 108-89 | 44-34 | Salmons, 22 | Harris, 25 | 16,037 |
| 79 | 4/9 | @ Philadelphia | W | 95-90 | 45-34 | Delfino, 21 | Iguodala, 21 | 14,217 |
| 80 | 4/10 | Boston | L | 90-105 | 45-35 | Salmons, 23 | Pierce, 24 | 18,717* |
| 81 | 4/12 | Atlanta | L | 96-104 | 45-36 | Salmons, 28 | Johnson, 31 | 14,186 |
| 82 | 4/14 | @ Boston | W | 106-95 | 46-36 | Ridnour/Stackhouse, 17 | Rondo, 21 | 18,624 |

* denotes sellout

GENERAL
INFO

FRONT
OFFICE

PLAYERS

2011-12
SEASON

STATS &
RECORDS

HISTORY

NBA

OPPONENTS

MEDIA

2010-11 MILWAUKEE BUCKS



BACK ROW: Video Coordinator Jason Staudt, Assistant Coach Joe Wolf, Assistant Coach Jim Boylan, Head Coach Scott Skiles, Assistant Coach Kelvin Sampson, Assistant Coach Bill Peterson, Assistant Coach Anthony Goldwire, Assistant Trainer Scott Barthilama. **MIDDLE ROW:** General Manager John Hammond, Scout Chris Gilmartin, Brandon Jennings, Keyon Dooling, Michael Redd, John Salmons, Chris Douglas-Roberts, Equipment Manager Dwayne Wilson, Head Athletic Trainer Marc Boff, Head Strength and Conditioning Coach Jeff Macy. **FRONT ROW:** Corey Maggette, Luc Richard Mbah a Moute, Ersan Ilyasova, Larry Sanders, Andrew Bogut, Drew Gooden, Jon Brockman, Carlos Delfino, Earl Boykins

REGULAR SEASON (35-47) - 3RD, CENTRAL DIVISION - PLAYOFFS (DNQ)

| PLAYER | G-GS | MIN | FG-FGA | PCT | 3FG-FA | PCT | FT-FTA | PCT | OR | DR | TR | AST | PF-DQ | STL | BLK | PTS | AVG |
|-----------------|-------|-------|-----------|------|----------|------|-----------|-------|-----|------|------|------|---------|-----|-----|------|------|
| Jennings | 63-61 | 2169 | 361-926 | .390 | 98-303 | .323 | 199-246 | .809 | 42 | 192 | 234 | 305 | 131-0 | 95 | 21 | 1019 | 16.2 |
| Salmons | 73-70 | 2554 | 373-898 | .415 | 83-219 | .379 | 195-240 | .813 | 27 | 239 | 266 | 252 | 157-1 | 72 | 28 | 1024 | 14.0 |
| Bogut | 65-65 | 2297 | 367-742 | .495 | 0-4 | .000 | 96-217 | .442 | 199 | 521 | 720 | 131 | 217-4 | 47 | 168 | 830 | 12.8 |
| Maggette | 67-18 | 1401 | 253-559 | .453 | 28-78 | .359 | 271-325 | .834 | 44 | 197 | 241 | 84 | 175-2 | 21 | 5 | 805 | 12.0 |
| Delfino | 49-40 | 1590 | 200-513 | .390 | 105-284 | .370 | 60-75 | .800 | 24 | 176 | 200 | 112 | 72-0 | 76 | 8 | 565 | 11.5 |
| Gooden | 35-18 | 860 | 156-362 | .431 | 3-20 | .150 | 81-102 | .794 | 73 | 165 | 238 | 47 | 98-1 | 21 | 18 | 396 | 11.3 |
| Ilyasova | 60-34 | 1505 | 221-507 | .436 | 36-121 | .298 | 93-104 | .894 | 105 | 260 | 365 | 56 | 159-3 | 51 | 24 | 571 | 9.5 |
| Douglas-Roberts | 44-12 | 884 | 117-273 | .429 | 15-46 | .326 | 74-89 | .831 | 7 | 81 | 88 | 50 | 73-0 | 29 | 13 | 323 | 7.3 |
| Boykins | 57-0 | 862 | 156-352 | .443 | 27-71 | .380 | 69-82 | .841 | 15 | 40 | 55 | 141 | 43-0 | 38 | 3 | 408 | 7.2 |
| Dooling | 80-22 | 1757 | 206-519 | .397 | 81-234 | .346 | 78-94 | .830 | 12 | 105 | 117 | 243 | 119-0 | 54 | 4 | 571 | 7.1 |
| Mbah a Moute | 79-52 | 2093 | 198-428 | .463 | 0-7 | .000 | 133-188 | .707 | 169 | 251 | 420 | 68 | 180-0 | 72 | 28 | 529 | 6.7 |
| Barron | 7-0 | 85 | 17-37 | .459 | 0-0 | — | 2-2 | 1.000 | 12 | 10 | 22 | 4 | 10-0 | 2 | 2 | 36 | 5.1 |
| Redd | 10-0 | 134 | 19-45 | .400 | 4-17 | .235 | 4-4 | 1.000 | 0 | 8 | 12 | 40 | 2 | 1 | 44 | 4.4 | |
| Sanders | 60-12 | 872 | 116-268 | .433 | 0-0 | — | 28-50 | .560 | 59 | 119 | 178 | 16 | 117-2 | 22 | 72 | 260 | 4.3 |
| Brockman | 63-6 | 677 | 48-94 | .511 | 0-0 | — | 40-59 | .678 | 74 | 110 | 184 | 18 | 119-1 | 14 | 3 | 136 | 2.2 |
| Temple | 9-0 | 83 | 7-21 | .333 | 3-10 | .300 | 0-4 | .000 | 0 | 6 | 6 | 6 | 8-0 | 1 | 1 | 17 | 1.9 |
| Skinner | 2-0 | 6 | 0-0 | — | 0-0 | — | 0-0 | — | 0 | 0 | 0 | 0 | 0-0 | 0 | 0 | 0 | 0.0 |
| BUCKS | 82 | 19830 | 2814-6544 | .430 | 483-1414 | .342 | 1423-1881 | .757 | 862 | 2480 | 3342 | 1545 | 1682-14 | 617 | 399 | 7534 | 91.9 |

HIGHLIGHTS:

- The Bucks finished the 2010-11 season with a 35-47 record (22-19 at home and 13-28 on the road). Milwaukee was just two games out of the final playoffs spot in the Eastern Conference. The Bucks posted a winning record at home for the third consecutive season and for the 12th time in the last 14 seasons.
- The Bucks set franchise records by holding 62 opponents under 100 points (second in the NBA) and 30 under 90 points (fourth in the NBA). From March 16 through April 6 they held a season-best 12 consecutive teams under 100 points (including five under 90). That string is tied for the fourth-longest in team history and is the longest since they went 13 games from January 27 through February 22 in 2006 (franchise record is 16 games in early 1999).
- Andrew Bogut led the league in blocks with a career-high 2.6 per game which helped him move up the franchise's leaderboard in blocks. Thanks to 168 blocks this season (seventh for a single season in franchise history), Bogut moved from sixth to third place in franchise history with 618 career blocks. Over the course of the year, he passed Randy Breuer (474 blocks, 5th), Kareem Abdul-Jabbar (495, 4th) and Ervin Johnson (586, 3rd). With those 618 career blocks, the Aussie big man joins Alton Lister (804) and Harvey Catchings (710) as the only three players in Bucks history with 600 or more blocks.
- Bucks opponents scored just 92.7 points per game, which was the second-fewest in team history (90.0 in the shortened 98-99 season) and the fewest for a full 82-game season.
- The Bucks blocked 399 shots this season, their most since the 1993-94 season when they swatted 407 shots. Andrew Bogut (168) and Larry Sanders (72) accounted for 240 of those blocks or 60.2 percent. Larry Sanders' 72 blocks were fifth in team history for a rookie (just behind Anthony Avent's 73 in 1992-93) and his eight blocks on December 1 were tied for the second-most in the NBA this season. The last Bucks player to block eight shots was Ervin Johnson on April 7, 1998. Sanders' 4.0 blocks per 48 minutes ranked him fourth in the NBA among players who appeared in at least 60 games.
- The Bucks were hit harder than any other NBA club by injuries as they lost a total of 275 games to injury this season. Milwaukee saw 14 different players miss time due to injury and no player appeared in all of the team's 82 games. This is the first time since 2007-08 that the team didn't have at least one player reach 82 games. Michael Redd led the club with 71 games missed due to an ACL/MCL tear in his left knee suffered in January of 2010. Drew Gooden missed 41 games with left foot plantar fasciitis, Carlos Delfino missed 33 games total, 32 with a neck strain/concussion-like symptoms, while Ersan Ilyasova (22 games), Brandon Jennings (19) and Andrew Bogut (17) all missed extended time.

PLAYOFF RECORD:

- Did not qualify

HONORS:

- None

2010-11 MILWAUKEE BUCKS

REGULAR SEASON DAY-BY-DAY

| Gm | Date | Opponent | W-L | Score | Record | Bucks High Scorer | Opp. High Scorer | Atten. |
|----|-------|-----------------|-----|--------------|--------|-----------------------|------------------------|---------|
| 1 | 10/27 | @ New Orleans | L | 91-95 | 0-1 | Delfino, 19 | West, 22 | 15,039 |
| 2 | 10/29 | @ Minnesota | L | 85-96 | 0-2 | Maggette, 23 | Beasley, 21 | 17,197 |
| 3 | 10/30 | Charlotte | W | 98-88 | 1-2 | Delfino, 23 | Augustin, 26 | 16,519 |
| 4 | 11/2 | Portland | L | 76-90 | 1-3 | Maggette, 16 | Matthews, 18 | 13,087 |
| 5 | 11/3 | @ Boston | L | 102-105 (OT) | 1-4 | Bogut, 21 | Pierce, 28 | 18,624 |
| 6 | 11/5 | @ Indiana | W | 94-90 | 2-4 | Salmons, 22 | Granger/Collison, 19 | 14,115 |
| 7 | 11/6 | New Orleans | L | 81-87 | 2-5 | Bogut, 19 | West, 25 | 16,731 |
| 8 | 11/9 | New York | W | 107-80 | 3-5 | Jennings, 19 | Stoudemire, 19 | 13,286 |
| 9 | 11/10 | @ Atlanta | W | 108-91 | 4-5 | Maggette, 20 | Pachulia, 16 | 11,211 |
| 10 | 11/13 | Golden State | W | 79-72 | 5-5 | Salmons, 26 | Ellis, 24 | 17,049 |
| 11 | 11/16 | L.A. Lakers | L | 107-118 | 5-6 | Jennings, 31 | Bryant, 31 | 18,059 |
| 12 | 11/19 | @ Philadelphia | L | 79-90 | 5-7 | Maggette, 20 | Young, 23 | 14,557 |
| 13 | 11/20 | Oklahoma City | L | 81-82 | 5-8 | Jennings, 25 | Harden, 23 | 16,975 |
| 14 | 11/24 | @ Cleveland | L | 81-83 | 5-9 | Dooling, 18 | M. Williams, 25 | 20,562 |
| 15 | 11/26 | @ Detroit | L | 89-103 | 5-10 | Jennings, 25 | Stuckey, 18 | 17,133 |
| 16 | 11/27 | Charlotte | W | 104-101 | 6-10 | Jennings, 32 | Augustin, 26 | 15,213 |
| 17 | 11/29 | @ Utah | L | 88-109 | 6-11 | Jennings, 27 | Jefferson/Williams, 22 | 18,497 |
| 18 | 12/1 | @ Denver | L | 94-105 | 6-12 | Salmons, 21 | Nene, 24 | 14,221 |
| 19 | 12/4 | Orlando | W | 96-85 | 7-12 | Bogut, 31 | Carter, 20 | 16,218 |
| 20 | 12/6 | Miami | L | 78-88 | 7-13 | Maggette, 20 | Wade, 25 | 17,167 |
| 21 | 12/8 | Indiana | W | 97-95 | 8-13 | Jennings, 22 | Granger, 26 | 12,789 |
| 22 | 12/10 | Houston | W | 97-91 | 9-13 | Bogut, 24 | Martin, 23 | 14,526 |
| 23 | 12/13 | @ Dallas | W | 103-99 | 10-13 | Jennings, 23 | Nowitzki, 30 | 19,720 |
| 24 | 12/15 | @ San Antonio | L | 90-92 | 10-14 | Douglas-Roberts, 21 | Ginobili, 26 | 17,644 |
| 25 | 12/18 | Utah | L | 86-95 | 10-15 | Bogut, 19 | Williams, 22 | 16,004 |
| 26 | 12/20 | @ Portland | L | 80-106 | 10-16 | Salmons, 23 | Aldridge, 29 | 20,406 |
| 27 | 12/21 | @ L.A. Lakers | W | 98-79 | 11-16 | Boykins, 22 | Bryant, 21 | 18,997 |
| 28 | 12/23 | @ Sacramento | W | 84-79 | 12-16 | Boykins, 19 | Udrih, 17 | 12,360 |
| 29 | 12/27 | Atlanta | L | 80-95 | 12-17 | Salmons, 18 | Horford, 18 | 16,751 |
| 30 | 12/28 | @ Chicago | L | 77-90 | 12-18 | Salmons, 18 | Deng/Boozer, 24 | 22,091 |
| 31 | 1/1 | Dallas | W | 99-87 | 13-18 | Boykins, 26 | Barea, 29 | 13,194 |
| 32 | 1/4 | @ Miami | L | 89-101 | 13-19 | Salmons, 18 | Wade, 34 | 20,215 |
| 33 | 1/5 | @ Orlando | L | 87-97 | 13-20 | Maggette, 21 | Howard, 28 | 18,846 |
| 34 | 1/7 | Miami | L | 95-101 (OT) | 13-21 | Douglas-Roberts, 30 | James, 26 | 18,717* |
| 35 | 1/8 | @ New Jersey | W | 115-92 | 14-21 | Douglas-Roberts, 24 | Humphries, 22 | 12,898 |
| 36 | 1/12 | San Antonio | L | 84-91 | 14-22 | Salmons, 17 | Ginobili, 23 | 14,061 |
| 37 | 1/14 | @ Philadelphia | L | 94-95 | 14-23 | Maggette, 16 | Williams, 25 | 12,650 |
| 38 | 1/17 | @ Houston | L | 84-93 | 14-24 | Maggette, 25 | Martin, 36 | 16,186 |
| 39 | 1/19 | Washington | W | 100-87 | 15-24 | Dooling, 23 | Blatche, 23 | 14,007 |
| 40 | 1/21 | @ Cleveland | W | 102-88 | 16-24 | Bogut, 23 | Jamison/Sessions, 22 | 20,562 |
| 41 | 1/22 | Memphis | L | 81-94 | 16-25 | Boykins, 23 | Gasol, 24 | 16,157 |
| 42 | 1/24 | @ Chicago | L | 83-92 | 16-26 | Douglas-Roberts, 30 | Thomas, 22 | 21,126 |
| 43 | 1/26 | Atlanta | W | 98-90 | 17-26 | Maggette, 22 | J. Crawford, 20 | 13,274 |
| 44 | 1/28 | @ Toronto | W | 116-110 (OT) | 18-26 | Maggette, 29 | A. Johnson, 24 | 15,159 |
| 45 | 1/29 | New Jersey | W | 91-81 | 19-26 | Delfino, 21 | Lopez, 26 | 17,173 |
| 46 | 1/31 | @ L.A. Clippers | L | 98-105 | 19-27 | Maggette, 25 | Griffin, 32 | 17,218 |
| 47 | 2/2 | @ Phoenix | L | 77-92 | 19-28 | Ilyasova/Maggette, 15 | Gortat, 19 | 16,422 |
| 48 | 2/3 | @ Golden State | L | 94-100 | 19-29 | Ilyasova, 23 | Ellis, 24 | 18,008 |
| 49 | 2/5 | Detroit | L | 78-89 | 19-30 | Bogut, 18 | McGrady, 20 | 15,791 |
| 50 | 2/8 | Toronto | W | 92-74 | 20-30 | Salmons, 17 | Bargnani, 23 | 11,975 |
| 51 | 2/9 | @ Washington | L | 85-100 | 20-31 | Jennings, 20 | Young, 26 | 16,108 |
| 52 | 2/11 | @ Memphis | L | 86-89 | 20-32 | Maggette, 22 | Conley, 23 | 14,749 |
| 53 | 2/12 | Indiana | L | 97-103 | 20-33 | Delfino, 21 | Granger, 30 | 17,046 |
| 54 | 2/14 | L.A. Clippers | W | 102-78 | 21-33 | Delfino, 26 | Davis, 22 | 13,111 |
| 55 | 2/16 | Denver | L | 87-94 | 21-34 | Salmons, 33 | Anthony, 38 | 16,033 |
| 56 | 2/22 | Minnesota | W | 94-88 | 22-34 | Jennings, 27 | Beasley, 21 | 13,106 |
| 57 | 2/23 | @ New York | L | 108-114 | 22-35 | Salmons, 27 | Anthony, 27 | 19,763 |
| 58 | 2/26 | Chicago | L | 75-83 | 22-36 | Mbah a Moute, 16 | Deng, 19 | 18,717* |
| 59 | 3/1 | Detroit | W | 92-90 | 23-36 | Jennings, 21 | Stuckey, 25 | 11,364 |
| 60 | 3/4 | Phoenix | L | 88-102 | 23-37 | Maggette, 21 | Frye/Pietrus, 20 | 15,011 |
| 61 | 3/6 | Boston | L | 83-89 | 23-38 | Jennings, 23 | Pierce, 23 | 16,110 |
| 62 | 3/8 | @ Washington | W | 95-76 | 24-38 | Jennings, 23 | Crawford, 22 | 16,190 |
| 63 | 3/9 | Cleveland | W | 110-90 | 25-38 | Jennings/Boykins, 18 | Samuels, 15 | 12,497 |
| 64 | 3/12 | Philadelphia | W | 102-74 | 26-38 | Bogut, 17 | Williams, 16 | 15,832 |
| 65 | 3/13 | @ Boston | L | 56-87 | 26-39 | Barron, 10 | Allen, 17 | 18,624 |
| 66 | 3/15 | @ Atlanta | L | 85-110 | 26-40 | Bogut, 21 | Johnson, 36 | 13,590 |
| 67 | 3/16 | Orlando | L | 89-93 (OT) | 26-41 | Jennings, 23 | Howard, 31 | 13,831 |
| 68 | 3/18 | New Jersey | W | 110-95 | 27-41 | Delfino, 26 | Lopez, 25 | 14,563 |
| 69 | 3/20 | New York | W | 100-95 | 28-41 | Delfino, 30 | Stoudemire, 25 | 18,052 |
| 70 | 3/23 | Sacramento | L | 90-97 | 28-42 | Delfino, 30 | Thornton, 27 | 14,122 |
| 71 | 3/25 | @ New York | W | 102-96 | 29-42 | Jennings, 37 | Stoudemire, 28 | 19,763 |
| 72 | 3/26 | Chicago | L | 87-95 | 29-43 | Salmons, 25 | Rose, 30 | 18,717* |
| 73 | 3/28 | @ Charlotte | L | 86-87 | 29-44 | Jennings/Bogut, 26 | Jackson, 18 | 12,368 |
| 74 | 3/30 | @ Toronto | W | 104-98 | 30-44 | Jennings, 25 | Bargnani, 22 | 15,906 |
| 75 | 4/1 | @ Indiana | L | 88-89 | 30-45 | Jennings, 20 | Granger, 17 | 11,177 |
| 76 | 4/2 | Philadelphia | W | 93-87 (OT) | 31-45 | Salmons, 19 | Brand, 20 | 17,079 |
| 77 | 4/5 | @ Orlando | L | 72-78 | 31-46 | Gooden, 18 | Howard, 18 | 18,996 |
| 78 | 4/6 | @ Miami | W | 90-85 | 32-46 | Salmons, 17 | James, 29 | 20,017 |
| 79 | 4/8 | @ Detroit | L | 100-110 | 32-47 | Jennings, 31 | Wilcox, 27 | 16,266 |
| 80 | 4/9 | Cleveland | W | 108-101 | 33-47 | Salmons, 32 | Davis, 19 | 18,717* |
| 81 | 4/11 | Toronto | W | 93-86 | 34-47 | Salmons, 24 | Bayless, 20 | 13,279 |
| 82 | 4/13 | @ Oklahoma City | W | 110-106 (OT) | 35-47 | Jennings, 16 | Westbrook, 20 | 18,203 |

* denotes sellout

GENERAL OFFICE
FRONT OFFICE
PLAYERS
2011-12 SEASON
STATS & RECORDS
HISTORY
NBA
OPPONENTS
MEDIA

ALL-TIME ROSTER

ALAA ABDELNABY - 6-10 - 240 - Born 6/24/68 - Duke - Drafted by Portland, First Round, 1990

| Season | G-GS | MIN | FGM-A | PCT | FTM-A | PCT | OFF-DEF | TOT | AST | PF-D | ST | TO | BS | TP | RPG | APG | PPG |
|-------------------------------------|------|-----|-------|------|-------|------|---------|-----|-----|------|----|----|----|----|-----|-----|-----|
| 92-93 | 12-0 | 159 | 26-56 | .464 | 12-16 | .750 | 12-25 | 37 | 10 | 24-0 | 6 | 13 | 5 | 64 | 3.1 | 0.8 | 5.3 |
| Three-point field goals: 0-1 (.000) | | | | | | | | | | | | | | | | | |

KAREEM ABDUL-JABBAR - 7-2 - 232 - Born 4/16/47 - UCLA - Drafted by Milwaukee, First Round, 1969

| Season | G-GS | MIN | FGM-A | PCT | FTM-A | PCT | OFF-DEF | TOT | AST | PF-D | ST | TO | BS | TP | RPG | APG | PPG |
|------------------------|-------|-------|------------|------|-----------|-------|---------|------|------|---------|-----|-----|-----|-------|------|-----|------|
| 69-70 | 82 | 3534 | 938-1810 | .518 | 485-743 | .653 | --- | 1190 | 337 | 283-8 | --- | --- | --- | 2361 | 14.5 | 4.1 | 28.8 |
| 70-71 | 82-82 | 3288 | 1063-1843 | .577 | 470-681 | .690 | --- | 1311 | 272 | 264-4 | --- | --- | --- | 2596 | 16.0 | 3.3 | 31.7 |
| 71-72 | 81-81 | 3583 | 1159-2019 | .574 | 504-732 | .689 | --- | 1346 | 370 | 235-1 | --- | --- | --- | 2822 | 16.6 | 4.6 | 34.8 |
| 72-73 | 76-76 | 3254 | 982-1772 | .554 | 328-460 | .713 | --- | 1224 | 379 | 208-0 | --- | --- | --- | 2292 | 16.1 | 5.0 | 30.2 |
| 73-74 | 81-81 | 3548 | 948-1759 | .539 | 295-420 | .702 | 287-891 | 1178 | 386 | 238-2 | 112 | --- | 283 | 2191 | 14.5 | 4.8 | 27.0 |
| 74-75 | 65-64 | 2747 | 812-1584 | .513 | 325-426 | .763 | 194-718 | 912 | 264 | 205-2 | 65 | --- | 212 | 1949 | 14.0 | 4.1 | 30.0 |
| Total | 467 | 19954 | 5902-10787 | .547 | 2407-3462 | .695 | --- | 7161 | 2008 | 1433-17 | 177 | --- | 495 | 14211 | 15.3 | 4.3 | 30.4 |
| Playoffs | | | | | | | | | | | | | | | | | |
| 69-70 | 10 | 435 | 139-245 | .567 | 74-101 | .733 | --- | 168 | 41 | 25-1 | --- | --- | --- | 352 | 16.8 | 4.1 | 35.2 |
| 70-71 | 14 | 577 | 152-295 | .515 | 68-101 | .673 | --- | 238 | 35 | 45-0 | --- | --- | --- | 372 | 17.0 | 2.5 | 26.6 |
| 71-72 | 11 | 510 | 139-318 | .437 | 38-54 | .704 | --- | 200 | 56 | 35-0 | --- | --- | --- | 316 | 18.2 | 5.1 | 28.7 |
| 72-73 | 6 | 276 | 59-138 | .428 | 19-35 | .543 | --- | 97 | 17 | 26-0 | --- | --- | --- | 137 | 16.2 | 2.8 | 22.8 |
| 73-74 | 16 | 758 | 224-402 | .557 | 67-91 | .736 | 67-186 | 253 | 78 | 41-0 | 20 | --- | 39 | 515 | 15.8 | 4.9 | 32.2 |
| Total | 57 | 2556 | 713-1398 | .510 | 266-382 | .696 | --- | 956 | 227 | 172-1 | 20 | --- | 39 | 1692 | 16.8 | 4.0 | 29.7 |
| All-Star | | | | | | | | | | | | | | | | | |
| 69-70 | 1 | 18 | 4-8 | .500 | 2-2 | 1.000 | --- | 11 | 4 | 6-1 | --- | --- | --- | 10 | 11.0 | 4.0 | 10.0 |
| 70-71 | 1 | 30 | 8-16 | .500 | 3-4 | .750 | --- | 14 | 1 | 2-0 | --- | --- | --- | 19 | 14.0 | 1.0 | 19.0 |
| 71-72 | 1 | 19 | 5-10 | .500 | 2-2 | 1.000 | --- | 7 | 2 | 0-0 | --- | --- | --- | 12 | 7.0 | 2.0 | 12.0 |
| 72-73 - Selected - DNP | | | | | | | | | | | | | | | | | |
| 73-74 | 1 | 23 | 7-11 | .636 | 0-0 | .000 | 1-7 | 8 | 6 | 2-0 | 1 | --- | 1 | 14 | 8.0 | 6.0 | 14.0 |
| 74-75 | 1 | 19 | 3-10 | .300 | 1-2 | .500 | 5-5 | 10 | 3 | 2-0 | 0 | --- | 1 | 7 | 10.0 | 3.0 | 7.0 |
| Total | 5 | 109 | 27-55 | .491 | 8-10 | .800 | --- | 50 | 16 | 12-1 | 1 | --- | 2 | 62 | 10.0 | 3.2 | 12.4 |

JOE ALEXANDER - 6-8 - 230 - Born 12/26/86 - West Virginia - Drafted by Milwaukee, First Round, 2008

| Season | G-GS | MIN | FGM-A | PCT | FTM-A | PCT | OFF-DEF | TOT | AST | PF-D | ST | TO | BS | TP | RPG | APG | PPG |
|---------------------------------------|------|-----|---------|------|-------|------|---------|-----|-----|-------|----|----|----|-----|-----|-----|-----|
| 08-09 | 59-0 | 716 | 102-245 | .416 | 58-83 | .699 | 44-71 | 115 | 42 | 107-1 | 15 | 52 | 29 | 278 | 1.9 | 0.7 | 4.7 |
| Three-point field goals: 16-46 (.348) | | | | | | | | | | | | | | | | | |

LUCIUS ALLEN - 6-2 - 175 - Born 9/26/47 - UCLA - Drafted by Seattle, First Round, 1969

| Season | G-GS | MIN | FGM-A | PCT | FTM-A | PCT | OFF-DEF | TOT | AST | PF-D | ST | TO | BS | TP | RPG | APG | PPG |
|-----------------|---------|------|-----------|------|---------|------|---------|------|------|-------|-----|-----|-----|------|-----|-----|------|
| 70-71 | 61-3 | 1162 | 178-398 | .447 | 77-110 | .700 | --- | 152 | 161 | 108-0 | --- | --- | --- | 433 | 2.5 | 2.6 | 7.1 |
| 71-72 | 80-58 | 2316 | 441-874 | .505 | 198-259 | .764 | --- | 254 | 333 | 214-2 | --- | --- | --- | 1080 | 3.2 | 4.7 | 13.5 |
| 72-73 | 80-78 | 2693 | 547-1130 | .484 | 143-200 | .715 | --- | 279 | 426 | 188-1 | --- | --- | --- | 1237 | 3.5 | 5.3 | 15.5 |
| 73-74 | 72-69 | 2388 | 526-1062 | .495 | 216-274 | .788 | 89-202 | 291 | 374 | 215-2 | 137 | --- | 22 | 1268 | 4.0 | 5.2 | 17.6 |
| 74-75 | 10-10 | 342 | 68-164 | .415 | 31-37 | .838 | 9-22 | 31 | 53 | 23-0 | 14 | --- | 1 | 167 | 3.1 | 5.3 | 16.7 |
| Total | 303-218 | 8901 | 1760-3628 | .485 | 665-880 | .756 | 98-224 | 1007 | 1347 | 848-5 | 151 | --- | 23 | 4185 | 3.3 | 4.4 | 13.8 |
| Playoffs | | | | | | | | | | | | | | | | | |
| 70-71 | 14 | 312 | 41-81 | .506 | 20-28 | .714 | --- | 40 | 52 | 30-0 | --- | --- | --- | 102 | 2.9 | 3.7 | 7.3 |
| 71-72 | 11 | 386 | 78-166 | .470 | 41-54 | .759 | --- | 38 | 42 | 30-0 | --- | --- | --- | 197 | 3.5 | 3.8 | 17.9 |
| 72-73 | 6 | 203 | 36-89 | .405 | 22-28 | .786 | --- | 16 | 21 | 15-0 | --- | --- | --- | 94 | 2.7 | 3.5 | 15.7 |
| Total | 31 | 901 | 155-336 | .461 | 83-110 | .755 | --- | 94 | 115 | 75-0 | --- | --- | --- | 436 | 4.4 | 3.6 | 12.7 |

MALIK ALLEN - 6-10 - 255 - Born 6/27/78 - Villanova - Not Drafted

| Season | G-GS | MIN | FGM-A | PCT | FTM-A | PCT | OFF-DEF | TOT | AST | PF-D | ST | TO | BS | TP | RPG | APG | PPG |
|-------------------------------------|------|-----|--------|------|-------|------|---------|-----|-----|------|----|----|----|-----|-----|-----|-----|
| 08-09 | 49-3 | 579 | 73-170 | .429 | 10-21 | .476 | 35-68 | 103 | 35 | 89-3 | 7 | 20 | 12 | 156 | 2.1 | 0.7 | 3.2 |
| Three-point field goals: 0-1 (.000) | | | | | | | | | | | | | | | | | |

RAY ALLEN - 6-5 - 205 - Born 7/20/75 - Connecticut - Drafted by Minnesota, First Round, 1996

| Season | G-GS | MIN | FGM-A | PCT | FTM-A | PCT | OFF-DEF | TOT | AST | PF-D | ST | TO | BS | TP | RPG | APG | PPG |
|--|---------|-------|-----------|------|-----------|------|----------|------|------|--------|-----|------|----|------|-----|-----|------|
| 96-97 | 82-81 | 2532 | 390-908 | .430 | 205-249 | .823 | 97-229 | 326 | 210 | 218-0 | 75 | 149 | 10 | 1102 | 4.0 | 2.6 | 13.4 |
| 97-98 | 82-82 | 3287 | 563-1315 | .428 | 342-391 | .875 | 127-278 | 405 | 356 | 244-2 | 111 | 263 | 12 | 1602 | 4.9 | 4.3 | 19.5 |
| 98-99 | 50-50 | 1719 | 303-673 | .450 | 176-195 | .903 | 57-155 | 212 | 178 | 117-0 | 53 | 122 | 7 | 856 | 4.2 | 3.6 | 17.1 |
| 99-00 | 82-82 | 3070 | 642-1411 | .455 | 353-398 | .887 | 83-276 | 359 | 308 | 187-1 | 110 | 183 | 19 | 1809 | 4.4 | 3.8 | 22.1 |
| 00-01 | 82-82 | 3129 | 628-1309 | .480 | 348-392 | .888 | 101-327 | 428 | 374 | 192-2 | 124 | 204 | 20 | 1806 | 5.2 | 4.6 | 22.0 |
| 01-02 | 69-67 | 2525 | 530-1148 | .462 | 214-245 | .873 | 81-231 | 312 | 271 | 157-0 | 88 | 159 | 18 | 1503 | 4.5 | 3.9 | 21.8 |
| 02-03 | 47-46 | 1683 | 351-803 | .437 | 178-195 | .913 | 45-173 | 218 | 164 | 149-2 | 57 | 117 | 11 | 1003 | 4.6 | 3.5 | 21.3 |
| Total | 494-490 | 17945 | 3407-7567 | .450 | 1816-2065 | .879 | 591-1669 | 2260 | 1861 | 1264-7 | 618 | 1197 | 97 | 9681 | 4.6 | 3.8 | 19.6 |
| Three-point field goals: 117-298 (.393) 96-97: 134-368 (.364) 97-98: 74-208 (.356) 98-99: 172-407 (.423) 99-00: 202-467 (.433) 2000-01: 229-528 (.434) 01-02: 123-311 (.395) 02-03: Total 1051-2587 (.406) | | | | | | | | | | | | | | | | | |
| Playoffs | | | | | | | | | | | | | | | | | |
| 98-99 | 3-3 | 120 | 25-47 | .532 | 8-13 | .615 | 8-14 | 22 | 13 | 9-0 | 3 | 11 | 1 | 67 | 7.3 | 4.3 | 22.3 |
| 99-00 | 5-5 | 186 | 40-90 | .444 | 20-22 | .909 | 10-23 | 33 | 13 | 10-0 | 8 | 9 | 0 | 110 | 6.6 | 2.6 | 22.0 |
| 00-01 | 18-18 | 768 | 158-331 | .477 | 79-96 | .919 | 19-55 | 74 | 108 | 44-0 | 24 | 43 | 10 | 452 | 4.1 | 6.0 | 25.1 |
| Total | 26-26 | 1074 | 223-468 | .476 | 107-121 | .884 | 37-92 | 129 | 134 | 63-0 | 35 | 63 | 11 | 629 | 5.0 | 5.2 | 24.2 |
| Three-point field goals: 9-19 (.474) 98-99: 10-26 (.385) 99-00: 57-119 (.479) 2000-01: Total 76-164 (.463) | | | | | | | | | | | | | | | | | |
| All-Star | | | | | | | | | | | | | | | | | |
| 2000 | 1-0 | 17 | 4-13 | .308 | 5-6 | .833 | 1-0 | 1 | 2 | 2-0 | 3 | 3 | 1 | 14 | 1.0 | 2.0 | 14.0 |
| 2001 | 1-0 | 19 | 7-15 | .467 | 0-0 | .000 | 1-2 | 3 | 2 | 0-0 | 1 | 1 | 1 | 15 | 3.0 | 5.0 | 15.0 |
| 2002 | 1-0 | 25 | 6-17 | .353 | 0-0 | .000 | 1-2 | 3 | 5 | 3-0 | 3 | 1 | 0 | 15 | 3.0 | 5.0 | 15.0 |
| Total | 03-0 | 61 | 17-45 | .378 | 5-6 | .833 | 3-4 | 7 | 9 | 5-0 | 7 | 5 | 2 | 44 | 2.3 | 3.0 | 14.7 |
| Three-point field goals: 1-6 (.167) 2000: 1-7 (.143) 2001: 3-10 (.300) 2002: Total 5-23 (.217) | | | | | | | | | | | | | | | | | |

NOTE:

All-Time Roster stats only include games played with Milwaukee.

ALL-TIME ROSTER

GENERAL
INFO

FRONT
OFFICE

PLAYERS

2011-12
SEASON

STATS &
RECORDS

HISTORY

NBA

OPPONENTS

MEDIA

RAFER ALSTON - 6-2 - 173 - Born 7/24/76 - Fresno State - Drafted by Milwaukee, Second Round, 1998

| Season | G-GS | MIN | FGM-A | PCT | FTM-A | PCT | OFF-DEF | TOT | AST | PF-D | ST | TO | BS | TP | RPG | APG | PPG |
|--|-------|------|---------|------|-------|------|---------|-----|-----|------|----|----|----|-----|-----|-----|-----|
| 99-00 | 27-0 | 361 | 27-95 | .284 | 5-8 | .625 | 5-18 | 23 | 70 | 29-0 | 12 | 29 | 0 | 60 | 0.9 | 2.6 | 2.2 |
| 00-01 | 37-2 | 288 | 30-84 | .357 | 9-13 | .692 | 4-27 | 31 | 68 | 27-0 | 13 | 20 | 0 | 77 | 0.8 | 1.8 | 2.1 |
| 01-02 | 50-7 | 600 | 66-191 | .346 | 18-29 | .621 | 10-62 | 72 | 143 | 42-0 | 32 | 40 | 2 | 177 | 1.4 | 2.9 | 3.5 |
| Total | 114-9 | 1249 | 123-370 | .332 | 30-46 | .652 | 19-107 | 126 | 281 | 98-0 | 57 | 89 | 2 | 314 | 1.1 | 2.5 | 2.8 |
| Three-point field goals: 3-14 (.214) 99-00; 0-30 (.267) 00-01; 27-71 (.380) 01-02. Total 38-115 (.330) Playoffs | | | | | | | | | | | | | | | | | |
| 99-00 | 4-0 | 16 | 0-3 | .000 | 0-2 | .000 | 0-0 | 0 | 1 | 1-0 | 0 | 1 | 0 | 0 | 0.0 | 0.3 | 0.0 |
| 00-01 | 5-0 | 8 | 0-1 | .000 | 0-0 | .000 | 0-0 | 0 | 1 | 0-0 | 0 | 2 | 0 | 0 | 0.0 | 0.3 | 0.0 |
| Total | 9-0 | 24 | 0-4 | .000 | 0-2 | .000 | 0-0 | 0 | 2 | 1-0 | 0 | 3 | 0 | 0 | 0.0 | 0.2 | 0.0 |
| Three-point field goals: 0-1 (.000) 99-00. | | | | | | | | | | | | | | | | | |

GREG ANDERSON - 6-10 - 240 - Born 6/22/64 - Houston - Drafted by San Antonio, First Round, 1987

| Season | G-GS | MIN | FGM-A | PCT | FTM-A | PCT | OFF-DEF | TOT | AST | PF-D | ST | TO | BS | TP | RPG | APG | PPG |
|--|-------|------|---------|------|---------|------|---------|-----|-----|-------|----|-----|----|-----|-----|-----|-----|
| 89-90 | 60-28 | 1291 | 219-432 | .507 | 91-170 | .535 | 112-261 | 373 | 24 | 176-3 | 32 | 80 | 54 | 529 | 6.2 | 0.4 | 8.8 |
| 90-91 | 26-0 | 247 | 27-73 | .370 | 16-28 | .571 | 26-49 | 75 | 3 | 29-0 | 8 | 22 | 9 | 70 | 2.9 | 0.1 | 2.7 |
| Total | 86-28 | 1538 | 246-505 | .487 | 107-198 | .540 | 138-310 | 448 | 27 | 205-3 | 40 | 102 | 63 | 599 | 5.2 | 0.3 | 6.9 |
| Three-point field goals: 0-1 (.000) 90-91. | | | | | | | | | | | | | | | | | |
| Playoffs | | | | | | | | | | | | | | | | | |
| 89-90 | 4-0 | 101 | 13-19 | .684 | 7-14 | .500 | 6-18 | 24 | 0 | 19-2 | 1 | 4 | 4 | 33 | 6.0 | 0.0 | 8.3 |
| Three-point field goals: None attempted. | | | | | | | | | | | | | | | | | |

GREG ANTHONY - 6-1 - 180 - Born 11/15/67 - UNLV - Drafted by New York, First Round, 1991

| Season | G-GS | MIN | FGM-A | PCT | FTM-A | PCT | OFF-DEF | TOT | AST | PF-D | ST | TO | BS | TP | RPG | APG | PPG |
|--|------|-----|--------|------|-------|------|---------|-----|-----|------|----|----|----|-----|-----|-----|-----|
| 01-02 | 24-3 | 553 | 70-188 | .372 | 13-21 | .619 | 6-38 | 44 | 79 | 42-0 | 29 | 36 | 1 | 172 | 1.8 | 3.3 | 7.2 |
| Three-point field goals: 19-73 (.260). | | | | | | | | | | | | | | | | | |

NATE ARCHIBALD - 6-1 - 165 - Born 9/2/48 - El Paso - Drafted by Cincinnati, Second Round, 1970

| Season | G-GS | MIN | FGM-A | PCT | FTM-A | PCT | OFF-DEF | TOT | AST | PF-D | ST | TO | BS | TP | RPG | APG | PPG |
|---------------------------------------|-------|------|---------|------|--------|------|---------|-----|-----|------|----|----|----|-----|-----|-----|-----|
| 83-84 | 46-46 | 1038 | 136-279 | .487 | 64-101 | .634 | 16-60 | 76 | 160 | 78-0 | 33 | 78 | 0 | 340 | 1.7 | 3.5 | 7.4 |
| Three-point field goals: 4-18 (.222). | | | | | | | | | | | | | | | | | |

JOHN ARTHURS - 6-4 - 185 - Born 8/15/47 - Tulane - Drafted by Milwaukee, Sixth Round, 1969

| Season | G-GS | MIN | FGM-A | PCT | FTM-A | PCT | OFF-DEF | TOT | AST | PF-D | ST | TO | BS | TP | RPG | APG | PPG |
|--------|------|-----|-------|------|-------|------|---------|-----|-----|------|-----|-----|-----|----|-----|-----|-----|
| 69-70 | 11 | 86 | 12-35 | .343 | 11-15 | .733 | --- | 14 | 17 | 15-0 | --- | --- | --- | 35 | 1.3 | 1.5 | 3.2 |

ANTHONY AVENT - 6-9 - 235 - Born 10/18/69 - Seton Hall - Drafted by Atlanta, First Round, 1991

| Season | G-GS | MIN | FGM-A | PCT | FTM-A | PCT | OFF-DEF | TOT | AST | PF-D | ST | TO | BS | TP | RPG | APG | PPG |
|--|--------|------|----------|------|---------|------|---------|-----|-----|-------|----|-----|----|------|-----|-----|-----|
| 92-93 | 82-78 | 2285 | 347-802 | .433 | 112-172 | .651 | 180-332 | 512 | 91 | 237-0 | 57 | 140 | 73 | 806 | 6.2 | 1.1 | 9.8 |
| 93-94 | 33-20 | 695 | 92-228 | .404 | 61-79 | .772 | 60-94 | 154 | 33 | 60-0 | 16 | 43 | 20 | 245 | 4.7 | 1.0 | 7.4 |
| Total | 115-98 | 2980 | 439-1030 | .426 | 173-251 | .689 | 240-426 | 666 | 124 | 297-0 | 73 | 183 | 93 | 1051 | 5.8 | 1.1 | 9.1 |
| Three-point field goals: 0-2 (.000) 92-93. | | | | | | | | | | | | | | | | | |

VIN BAKER - 6-10 - 244 - Born 11/23/71 - Hartford - Drafted by Milwaukee, First Round, 1993

| Season | G-GS | MIN | FGM-A | PCT | FTM-A | PCT | OFF-DEF | TOT | AST | PF-D | ST | TO | BS | TP | RPG | APG | PPG |
|--|---------|-------|-----------|------|-----------|-------|-----------|------|-------|---------|-----|-----|-----|------|------|-----|------|
| 93-94 | 82-63 | 2560 | 435-869 | .501 | 234-411 | .569 | 277-344 | 621 | 163 | 231-3 | 60 | 162 | 114 | 1105 | 7.6 | 2.0 | 13.5 |
| 94-95 | 82-82 | 3361 | 594-1229 | .483 | 256-432 | .593 | 289-557 | 846 | 1 296 | 277-5 | 86 | 221 | 116 | 1451 | 10.3 | 3.6 | 17.7 |
| 95-96 | 82-82 | 3319 | 699-1429 | .489 | 321-479 | .670 | 263-545 | 808 | 212 | 272-3 | 68 | 216 | 91 | 1729 | 9.9 | 2.6 | 21.1 |
| 96-97 | 78-78 | 3159 | 632-1251 | .505 | 358-521 | .687 | 267-537 | 804 | 211 | 205-8 | 81 | 245 | 112 | 1637 | 10.3 | 2.7 | 21.0 |
| Total | 324-305 | 12399 | 2360-4778 | .494 | 1169-1843 | .634 | 1096-1983 | 3079 | 882 | 1075-19 | 295 | 844 | 433 | 5922 | 9.5 | 2.7 | 18.3 |
| Three-point field goals: 1-5 (.200) 93-94; 7-24 (.292) 94-95; 10-48 (.208) 95-96; 15-54 (.278) 96-97. Total 33-131 (.252). | | | | | | | | | | | | | | | | | |
| All-Star | | | | | | | | | | | | | | | | | |
| 1995 | 1-0 | 11 | 0-2 | .000 | 2-4 | .500 | 0-2 | 2 | 0 | 1-0 | 0 | 1 | 1 | 2 | 2.0 | 0.0 | 2.0 |
| 1996 | 1-0 | 14 | 2-5 | .400 | 2-2 | 1.000 | 0-2 | 2 | 2 | 4-0 | 1 | 0 | 0 | 6 | 2.0 | 2.0 | 6.0 |
| 1997 | 1-0 | 24 | 8-12 | .667 | 3-4 | .750 | 7-5 | 12 | 1 | 2-0 | 0 | 0 | 0 | 19 | 12.0 | 1.0 | 19.0 |
| Total | 3-0 | 49 | 10-19 | .526 | 7-10 | .700 | 7-9 | 16 | 3 | 7-0 | 1 | 0 | 1 | 27 | 5.3 | 1.0 | 9.0 |

EARL BARRON - 7-0 - 245 - Born 8/14/81 - Memphis - Not Drafted

| Season | G-GS | MIN | FGM-A | PCT | FTM-A | PCT | OFF-DEF | TOT | AST | PF-D | ST | TO | BS | TP | RPG | APG | PPG |
|--|------|-----|-------|------|-------|-------|---------|-----|-----|------|----|----|----|----|-----|-----|-----|
| 10-11 | 7-0 | 85 | 17-37 | .459 | 2-2 | 1.000 | 12-10 | 22 | 4 | 10-0 | 2 | 2 | 2 | 36 | 3.1 | 0.6 | 5.1 |
| Three-point field goals: None attempted. | | | | | | | | | | | | | | | | | |

JON BARRY - 6-5 - 204 - Born 7/25/69 - Georgia Tech - Drafted by Boston, First Round, 1992

| Season | G-GS | MIN | FGM-A | PCT | FTM-A | PCT | OFF-DEF | TOT | AST | PF-D | ST | TO | BS | TP | RPG | APG | PPG |
|--|-------|------|---------|------|---------|------|---------|-----|-----|-------|-----|-----|----|-----|-----|-----|-----|
| 92-93 | 47-0 | 552 | 76-206 | .369 | 33-49 | .673 | 10-33 | 43 | 68 | 57-0 | 35 | 42 | 3 | 206 | 0.9 | 1.4 | 4.4 |
| 93-94 | 72-7 | 1242 | 158-382 | .414 | 97-122 | .795 | 36-110 | 146 | 168 | 110-0 | 102 | 83 | 17 | 445 | 2.0 | 2.3 | 6.2 |
| 94-95 | 52-0 | 602 | 57-134 | .425 | 61-80 | .763 | 15-34 | 49 | 85 | 54-0 | 30 | 41 | 4 | 191 | 0.9 | 1.6 | 3.7 |
| Total | 171-7 | 2396 | 291-722 | .403 | 191-251 | .761 | 61-177 | 238 | 321 | 221-0 | 167 | 166 | 24 | 842 | 1.4 | 1.9 | 4.9 |
| Three-point field goals: 21-63 (.333) 92-93; 32-115 (.278) 93-94; 16-48 (.333) 94-95; Total 69-226 (.305). | | | | | | | | | | | | | | | | | |

CHARLIE BELL - 6-2 - 200 - Born 3/12/79 - Michigan State - Not Drafted

| Season | G-GS | MIN | FGM-A | PCT | FTM-A | PCT | OFF-DEF | TOT | AST | PF-D | ST | TO | BS | TP | RPG | APG | PPG |
|---|-------|------|---------|------|---------|-------|---------|-----|-----|-------|----|-----|----|------|-----|-----|------|
| 05-06 | 59-6 | 1283 | 180-410 | .439 | 63-89 | .708 | 21-89 | 120 | 130 | 126-1 | 59 | 41 | 5 | 494 | 2.0 | 2.2 | 8.4 |
| 06-07 | 82-64 | 2848 | 426-974 | .437 | 131-168 | .780 | 57-181 | 238 | 247 | 213-0 | 97 | 105 | 4 | 1110 | 2.9 | 3.1 | 13.5 |
| 07-08 | 68-5 | 1628 | 185-486 | .381 | 70-87 | .805 | 31-136 | 167 | 210 | 121-1 | 52 | 76 | 2 | 514 | 2.5 | 3.1 | 7.6 |
| 08-09 | 70-23 | 1783 | 217-524 | .414 | 66-80 | .825 | 32-103 | 135 | 151 | 138-1 | 50 | 76 | 7 | 587 | 1.9 | 2.2 | 8.4 |
| 09-10 | 71-39 | 1611 | 169-443 | .381 | 48-67 | .716 | 31-101 | 132 | 104 | 108-0 | 39 | 54 | 12 | 459 | 1.9 | 1.5 | 6.5 |
| Three-point field goals: 71-168 (.423) 05-06; 127-361 (.352) 06-07; 74-217 (.341) 07-08; 87-240 (.363) 08-09; 73-200 (.365) 09-10. Total 432-1186 (.364). | | | | | | | | | | | | | | | | | |
| Playoffs | | | | | | | | | | | | | | | | | |
| 05-06 | 5-0 | 108 | 17-43 | .395 | 7-7 | 1.000 | 2-1 | 3 | 7 | 15-0 | 3 | 4 | 2 | 46 | 0.6 | 1.4 | 9.2 |
| 09-10 | 3-0 | 8 | 0-2 | .000 | 0-0 | --- | 0-0 | 0 | 0 | 2-0 | 0 | 0 | 0 | 0 | 0.0 | 0.0 | 0.0 |
| Total | 8-0 | 116 | 17-45 | .378 | 7-7 | 1.000 | 2-1 | 3 | 7 | 17-0 | 3 | 4 | 2 | 46 | 0.4 | 0.9 | 5.8 |
| Three-point field goals: 5-11 (.455) 05-06; 0-1 (.000) 09-10; Total 5-12 (.417). | | | | | | | | | | | | | | | | | |

BENOIT BENJAMIN - 7-0 - 264 - Born 11/22/64 - Creighton - Drafted by LA Clippers, First Round, 1985

| Season | G-GS | MIN | FGM-A | PCT | FTM-A | PCT | OFF-DEF | TOT | AST | PF-D | ST | TO | BS | TP | RPG | APG | PPG |
|--------------------------------------|-------|------|---------|------|---------|------|---------|-----|-----|-------|----|-----|----|-----|-----|-----|-----|
| 95-96 | 70-58 | 1492 | 223-429 | .520 | 101-138 | .732 | 110-326 | 436 | 48 | 184-0 | 35 | 110 | 70 | 547 | 6.2 | 0.7 | 7.8 |
| Three-point field goals: 0-3 (.000). | | | | | | | | | | | | | | | | | |

ALL-TIME ROSTER

KENT BENSON - 6-10 - 235 - Born 12/27/54 - Indiana - Drafted by Milwaukee, First Round, 1977

| Season | G-GS | MIN | FGM-A | PCT | FTM-A | PCT | OFF-DEF | TOT | AST | PF-D | ST | TO | BS | TP | RPG | APG | PPG |
|--------|---------|------|----------|------|---------|------|---------|------|-----|-------|-----|-----|-----|------|-----|-----|------|
| 77-78 | 69-22 | 1288 | 220-473 | .465 | 92-141 | .652 | 89-206 | 295 | 99 | 177-1 | 69 | 119 | 54 | 532 | 4.3 | 1.4 | 7.8 |
| 78-79 | 82-65 | 2132 | 413-798 | .518 | 180-245 | .735 | 187-397 | 584 | 204 | 280-4 | 89 | 156 | 81 | 1006 | 7.1 | 2.5 | 12.3 |
| 79-80 | 56-48 | 1389 | 213-431 | .494 | 66-97 | .680 | 96-237 | 333 | 127 | 178-1 | 54 | 106 | 74 | 492 | 5.9 | 2.3 | 8.8 |
| Total | 207-135 | 4809 | 846-1802 | .469 | 338-483 | .700 | 372-840 | 1212 | 330 | 635-6 | 212 | 381 | 209 | 2030 | 5.9 | 1.6 | 9.9 |

Three-point field goals: 0-1 (.000) 79-80.

Playoffs

| | | | | | | | | | | | | | | | | | |
|-------|-----|-----|-------|------|------|------|------|----|---|------|---|---|---|----|-----|-----|-----|
| 77-78 | 9-0 | 103 | 11-23 | .478 | 6-11 | .545 | 5-10 | 15 | 3 | 20-0 | 5 | 6 | 3 | 28 | 1.6 | 0.3 | 3.1 |
|-------|-----|-----|-------|------|------|------|------|----|---|------|---|---|---|----|-----|-----|-----|

Three-point field goals: None attempted

DELMER BESHORE - 5-11 - 165 - Born 11/29/56 - California State (PA) - Not Drafted

| Season | G-GS | MIN | FGM-A | PCT | FTM-A | PCT | OFF-DEF | TOT | AST | PF-D | ST | TO | BS | TP | RPG | APG | PPG |
|--------|------|-----|-------|------|-------|------|---------|-----|-----|------|----|----|----|----|-----|-----|-----|
| 78-79 | 1-0 | 1 | 0-0 | .000 | 0-0 | .000 | 0-0 | 0 | 0 | 0-0 | 0 | 0 | 0 | 0 | 0.0 | 0.0 | 0.0 |

STEVE BLAKE - 6-3 - 172 - Born 2/26/80 - Maryland - Drafted by Washington, Second Round, 2003

| Season | G-GS | MIN | FGM-A | PCT | FTM-A | PCT | OFF-DEF | TOT | AST | PF-D | ST | TO | BS | TP | RPG | APG | PPG |
|--------|------|-----|--------|------|-------|------|---------|-----|-----|------|----|----|----|-----|-----|-----|-----|
| 06-07 | 33-2 | 583 | 45-129 | .349 | 11-20 | .550 | 7-38 | 45 | 84 | 49-0 | 10 | 28 | 3 | 120 | 1.4 | 2.6 | 3.6 |

Three-point field goals: 19-68 (.279)

JOHN BLACK - 6-10 - 220 - Born 4/16/44 - Southern California - Drafted by LA Lakers, Second Round, 1966

| Season | G-GS | MIN | FGM-A | PCT | FTM-A | PCT | OFF-DEF | TOT | AST | PF-D | ST | TO | BS | TP | RPG | APG | PPG |
|--------|------|------|---------|------|---------|------|---------|-----|-----|-------|------|------|------|-----|-----|-----|-----|
| 71-72 | 79-6 | 1524 | 233-530 | .440 | 206-275 | .749 | ---- | 410 | 95 | 213-4 | ---- | ---- | ---- | 672 | 5.2 | 1.2 | 8.5 |

Playoffs

| | | | | | | | | | | | | | | | | | |
|-------|----|-----|-------|------|-------|------|------|----|---|------|------|------|------|----|-----|-----|-----|
| 71-72 | 11 | 156 | 20-52 | .385 | 15-18 | .833 | ---- | 55 | 6 | 15-0 | ---- | ---- | ---- | 55 | 5.0 | 0.5 | 5.0 |
|-------|----|-----|-------|------|-------|------|------|----|---|------|------|------|------|----|-----|-----|-----|

KEITH BOGANS - 6-15 - 215 - Born 5/12/80 - Kentucky - Drafted by Milwaukee, Second Round, 2003

| Season | G-GS | MIN | FGM-A | PCT | FTM-A | PCT | OFF-DEF | TOT | AST | PF-D | ST | TO | BS | TP | RPG | APG | PPG |
|--------|------|-----|--------|------|-------|------|---------|-----|-----|------|----|----|----|-----|-----|-----|-----|
| 08-09 | 29-0 | 485 | 56-149 | .376 | 31-33 | .939 | 16-74 | 90 | 33 | 44-0 | 20 | 22 | 2 | 175 | 3.1 | 1.1 | 6.0 |

Three-point field goals: 32-92 (.348)

ANDREW BOGUT - 7-0 - 260 - Born 11/28/84 - Utah - Drafted by Milwaukee, First Round, 2005

| Season | G-GS | MIN | FGM-A | PCT | FTM-A | PCT | OFF-DEF | TOT | AST | PF-D | ST | TO | BS | TP | RPG | APG | PPG |
|--------|---------|-------|-----------|------|----------|------|-----------|------|-----|---------|-----|-----|-----|------|------|-----|------|
| 05-06 | 82-77 | 2348 | 323-606 | .533 | 122-194 | .629 | 189-384 | 573 | 192 | 259-3 | 49 | 125 | 68 | 768 | 7.0 | 2.3 | 9.4 |
| 06-07 | 66-66 | 2258 | 348-629 | .553 | 112-194 | .577 | 168-416 | 584 | 198 | 216-6 | 49 | 150 | 35 | 809 | 8.8 | 3.0 | 12.3 |
| 07-08 | 78-78 | 2720 | 465-910 | .511 | 189-322 | .587 | 245-518 | 763 | 199 | 254-5 | 64 | 172 | 135 | 1119 | 9.8 | 2.6 | 14.3 |
| 08-09 | 36-33 | 1124 | 183-317 | .577 | 56-98 | .571 | 117-252 | 369 | 72 | 130-2 | 23 | 86 | 37 | 422 | 10.3 | 2.0 | 11.7 |
| 09-10 | 69-69 | 2229 | 473-910 | .520 | 149-237 | .629 | 208-493 | 701 | 127 | 222-5 | 39 | 131 | 175 | 1095 | 10.2 | 1.8 | 15.9 |
| 10-11 | 65-65 | 2297 | 367-742 | .495 | 96-217 | .442 | 199-521 | 720 | 131 | 217-4 | 47 | 125 | 168 | 830 | 11.1 | 2.0 | 12.8 |
| 11-12 | 12-12 | 364 | 61-136 | .449 | 14-23 | .609 | 22-78 | 100 | 31 | 36-2 | 12 | 24 | 24 | 136 | 8.3 | 2.6 | 11.3 |
| Total | 408-400 | 13340 | 2220-4250 | .522 | 738-1285 | .574 | 1148-2662 | 3810 | 950 | 1334-27 | 283 | 813 | 642 | 5179 | 9.3 | 2.3 | 12.7 |

Three-point field goals: 0-3 (.000) 05-06; 1-5 (.200) 06-07; 0-7 (.000) 07-08; 0-0 (---) 08-09; 0-2 (.000) 09-10; 0-4 (.000) 10-11; 0-1 (.000) 11-12. Total 1-22 (.045).

Playoffs

| | | | | | | | | | | | | | | | | | |
|-------|-----|-----|-------|------|-----|------|------|----|----|------|---|---|---|----|-----|-----|-----|
| 05-06 | 5-5 | 172 | 20-46 | .435 | 3-8 | .375 | 9-22 | 31 | 17 | 21-1 | 3 | 8 | 0 | 43 | 6.2 | 3.4 | 8.6 |
|-------|-----|-----|-------|------|-----|------|------|----|----|------|---|---|---|----|-----|-----|-----|

Three-point field goals: None attempted

CALVIN BOUTH - 6-11 - 231 - Born 5/7/76 - Penn State - Drafted by Washington, Second Round, 1999

| Season | G-GS | MIN | FGM-A | PCT | FTM-A | PCT | OFF-DEF | TOT | AST | PF-D | ST | TO | BS | TP | RPG | APG | PPG |
|--------|------|-----|-------|------|-------|------|---------|-----|-----|------|----|----|----|----|-----|-----|-----|
| 04-05 | 17-0 | 189 | 15-29 | .517 | 12-16 | .750 | 13-36 | 49 | 4 | 23-0 | 4 | 8 | 12 | 42 | 2.9 | 0.2 | 2.5 |

Three-point field goals: None attempted

BOB BOOZER - 6-8 - 215 - Born 4/26/37 - Kansas State - Drafted by Cincinnati, First Round, 1959

| Season | G-GS | MIN | FGM-A | PCT | FTM-A | PCT | OFF-DEF | TOT | AST | PF-D | ST | TO | BS | TP | RPG | APG | PPG |
|--------|------|------|---------|------|---------|------|---------|-----|-----|-------|------|------|------|-----|-----|-----|-----|
| 70-71 | 80-5 | 1775 | 290-645 | .450 | 148-181 | .818 | ---- | 435 | 128 | 216-0 | ---- | ---- | ---- | 728 | 5.4 | 1.6 | 9.1 |

Playoffs

| | | | | | | | | | | | | | | | | | |
|-------|----|-----|-------|------|-------|------|------|----|----|------|------|------|------|-----|-----|-----|-----|
| 70-71 | 14 | 283 | 41-85 | .482 | 22-29 | .759 | ---- | 74 | 17 | 35-0 | ---- | ---- | ---- | 104 | 5.3 | 1.2 | 7.4 |
|-------|----|-----|-------|------|-------|------|------|----|----|------|------|------|------|-----|-----|-----|-----|

EARL BOYKINS - 5-5 - 133 - Born 6/2/76 - Eastern Michigan - Not Drafted

| Season | G-GS | MIN | FGM-A | PCT | FTM-A | PCT | OFF-DEF | TOT | AST | PF-D | ST | TO | BS | TP | RPG | APG | PPG |
|--------|-------|------|---------|------|---------|------|---------|-----|-----|-------|----|-----|----|-----|-----|-----|------|
| 06-07 | 35-19 | 1154 | 167-391 | .427 | 101-114 | .886 | 26-50 | 76 | 159 | 61-1 | 31 | 68 | 0 | 489 | 2.2 | 4.5 | 14.0 |
| 10-11 | 57-0 | 862 | 156-352 | .443 | 69-82 | .841 | 15-40 | 55 | 141 | 43-0 | 38 | 52 | 3 | 408 | 1.0 | 2.5 | 7.2 |
| Total | 92-19 | 2016 | 323-743 | .435 | 170-196 | .867 | 41-90 | 131 | 300 | 104-1 | 69 | 120 | 3 | 897 | 1.4 | 3.3 | 9.8 |

Three-point field goal: 54-129 (.419) 06-07; 27-71 (.380) 10-11; Total 81-200 (.405).

DUDLEY BRADLEY - 6-6 - 195 - Born 3/19/57 - North Carolina - Drafted by Indiana, First Round, 1979

| Season | G-GS | MIN | FGM-A | PCT | FTM-A | PCT | OFF-DEF | TOT | AST | PF-D | ST | TO | BS | TP | RPG | APG | PPG |
|--------|------|-----|--------|------|-------|------|---------|-----|-----|-------|-----|----|----|-----|-----|-----|-----|
| 86-87 | 68-2 | 900 | 76-213 | .357 | 47-58 | .810 | 31-71 | 102 | 66 | 18-2 | 105 | 34 | 8 | 212 | 1.5 | 1.0 | 3.1 |
| 87-88 | 2-0 | 5 | 0-1 | .000 | 0-0 | .000 | 0-1 | 1 | 1 | 2-0 | 0 | 0 | 0 | 0 | 0.5 | 0.5 | 0.0 |
| Total | 70-2 | 905 | 76-214 | .355 | 47-58 | .810 | 31-72 | 103 | 67 | 120-2 | 105 | 34 | 8 | 212 | 1.5 | 1.0 | 3.0 |

Three-point field goals: 13-50 (.260) 86-87; 0-1 (.000) 87-88; Total 13-51 (.255).

Playoffs

| | | | | | | | | | | | | | | | | | |
|-------|------|----|------|------|-----|------|-----|---|---|-----|---|---|---|---|-----|-----|-----|
| 86-87 | 12-0 | 46 | 4-11 | .364 | 1-2 | .500 | 0-0 | 0 | 2 | 0-0 | 3 | 1 | 0 | 9 | 0.0 | 0.2 | 0.8 |
|-------|------|----|------|------|-----|------|-----|---|---|-----|---|---|---|---|-----|-----|-----|

Three-point field goals: 0-6 (.000).

TERRELL BRANDON - 5-11 - 173 - Born 5/20/70 - Oregon - Drafted by Cleveland, First Round, 1991

| Season | G-GS | MIN | FGM-A | PCT | FTM-A | PCT | OFF-DEF | TOT | AST | PF-D | ST | TO | BS | TP | RPG | APG | PPG |
|--------|-------|------|---------|------|---------|------|---------|-----|-----|-------|-----|-----|----|------|-----|-----|------|
| 97-98 | 50-48 | 1784 | 339-731 | .464 | 132-156 | .846 | 23-153 | 176 | 387 | 120-1 | 111 | 145 | 17 | 841 | 3.5 | 7.7 | 16.8 |
| 98-99 | 15-14 | 505 | 85-208 | .409 | 26-31 | .839 | 11-42 | 53 | 104 | 25-0 | 24 | 36 | 3 | 203 | 3.5 | 6.9 | 13.5 |
| Total | 65-62 | 2289 | 424-939 | .452 | 158-187 | .845 | 34-195 | 229 | 491 | 145-1 | 135 | 181 | 20 | 1044 | 3.5 | 7.6 | 16.1 |

Three-point field goals: 31-93 (.333) 97-98; 7-28 (.250) 98-99; Total 38-121 (.314).

TIM BREAUX - 6-7 - 235 - Born 9/19/70 - Wyoming - Not Drafted

| Season | G-GS | MIN | FGM-A | PCT | FTM-A | PCT | OFF-DEF | TOT | AST | PF-D | ST | TO | BS | TP | RPG | APG | PPG |
|--------|------|-----|-------|------|-------|------|---------|-----|-----|------|----|----|----|----|-----|-----|-----|
| 97-98 | 6-0 | 30 | 4-11 | .364 | 1-2 | .500 | 0-2 | 2 | 2 | 1-0 | 2 | 1 | 1 | 10 | 0.3 | 0.3 | 1.7 |

Three-point field goals: 1-3 (.333).

ALL-TIME ROSTER

RANDY BREUER - 7-3 - 258 - Born 10/11/60 - Minnesota - Drafted by Milwaukee, First Round, 1983

| Season | G-GS | MIN | FGM-A | PCT | FTM-A | PCT | OFF-DEF | TOT | AST | PF-D | ST | TO | BS | TP | RPG | APG | PPG |
|--|---------|------|-----------|------|---------|------|----------|------|-----|---------|-----|-----|-----|------|-----|-----|------|
| 83-84 | 57-8 | 472 | 8-177 | .384 | 32-46 | .696 | 48-61 | 109 | 17 | 98-1 | 11 | 35 | 38 | 168 | 1.9 | 0.3 | 2.9 |
| 84-85 | 8-0 | 1083 | 162-317 | .511 | 89-127 | .701 | 92-164 | 256 | 40 | 179-24 | 21 | 63 | 82 | 413 | 3.3 | 0.5 | 5.3 |
| 85-86 | 82-63 | 1792 | 272-570 | .477 | 141-198 | .712 | 159-299 | 458 | 114 | 214-50 | 50 | 122 | 116 | 685 | 5.6 | 1.4 | 8.4 |
| 86-87 | 76-10 | 1467 | 241-497 | .485 | 118-202 | .584 | 129-221 | 350 | 47 | 229-9 | 56 | 100 | 61 | 600 | 4.6 | 0.6 | 7.9 |
| 87-88 | 81-73 | 2258 | 390-788 | .495 | 188-266 | .657 | 191-360 | 551 | 103 | 198-3 | 46 | 107 | 107 | 968 | 6.8 | 1.3 | 12.0 |
| 88-89 | 48-4 | 513 | 86-179 | .480 | 28-51 | .549 | 51-84 | 135 | 22 | 59-0 | 9 | 29 | 37 | 200 | 2.8 | 0.5 | 4.2 |
| 89-90 | 30-8 | 554 | 86-186 | .462 | 32-51 | .627 | 43-84 | 127 | 13 | 63-0 | 9 | 28 | 33 | 204 | 4.2 | 0.4 | 6.8 |
| Total | 452-166 | 8139 | 1305-2714 | .481 | 628-961 | .653 | 713-1273 | 1986 | 356 | 1040-19 | 202 | 484 | 474 | 3228 | 4.4 | 0.8 | 7.1 |
| Three-point field goals: 0-1 (.000) 85-86; 0-1 (.000) 86-87; Total 0-2 (.000). | | | | | | | | | | | | | | | | | |
| Playoffs | | | | | | | | | | | | | | | | | |
| 83-84 | 12-0 | 66 | 11-26 | .423 | 3-5 | .600 | 6-11 | 17 | 4 | 18-0 | 0 | 2 | 6 | 25 | 1.4 | 0.3 | 2.1 |
| 84-85 | 8-0 | 104 | 15-26 | .577 | 14-21 | .667 | 9-15 | 24 | 0 | 15-0 | 2 | 8 | 2 | 44 | 3.0 | 0.0 | 5.5 |
| 85-86 | 14-14 | 318 | 46-86 | .535 | 26-38 | .684 | 20-40 | 60 | 11 | 38-1 | 11 | 13 | 18 | 118 | 4.3 | 0.8 | 8.4 |
| 86-87 | 12-2 | 156 | 16-33 | .485 | 8-12 | .667 | 9-22 | 31 | 4 | 32-1 | 7 | 4 | 9 | 40 | 2.6 | 0.3 | 3.3 |
| 87-88 | 4-0 | 47 | 9-16 | .563 | 1-6 | .167 | 2-10 | 12 | 1 | 7-0 | 1 | 1 | 2 | 19 | 3.0 | 0.3 | 4.8 |
| 88-89 | 9-1 | 162 | 17-32 | .531 | 5-13 | .385 | 9-31 | 40 | 5 | 17-0 | 2 | 2 | 6 | 39 | 4.4 | 0.6 | 4.3 |
| Total | 59-17 | 853 | 114-219 | .521 | 57-95 | .600 | 55-129 | 184 | 25 | 127-2 | 23 | 30 | 43 | 285 | 3.1 | 0.4 | 4.8 |
| Three-point field goals: None attempted. | | | | | | | | | | | | | | | | | |

GENERAL
INFO

FRONT
OFFICE

PLAYERS

2011-12
SEASON

STATS &
RECORDS

HISTORY

NBA

OPPONENTS

MEDIA

PRIMOZ BREZEC - 7-1 - 255 - Born 10/2/79 - Slovenia - Drafted by Indiana, First Round, 2000

| Season | G-GS | MIN | FGM-A | PCT | FTM-A | PCT | OFF-DEF | TOT | AST | PF-D | ST | TO | BS | TP | RPG | APG | PPG |
|--|------|-----|-------|------|-------|------|---------|-----|-----|------|----|----|----|----|-----|-----|-----|
| 09-10 | 14-0 | 59 | 7-13 | .538 | 0-4 | .000 | 6-7 | 13 | 1 | 10-0 | 0 | 2 | 2 | 14 | 1.2 | 0.0 | 0.9 |
| Three-point field goals: None attempted. | | | | | | | | | | | | | | | | | |
| Playoffs | | | | | | | | | | | | | | | | | |
| 09-10 | 4-0 | 25 | 4-7 | .571 | 1-2 | .500 | 1-2 | 3 | 0 | 5-0 | 1 | 0 | 0 | 9 | 0.8 | 0.0 | 2.3 |
| Three-point field goals: None attempted. | | | | | | | | | | | | | | | | | |

FRANK BRICKOWSKI - 6-9 - 248 - Born 8/14/59 - Penn State - Drafted by New York, Third Round, 1981

| Season | G-GS | MIN | FGM-A | PCT | FTM-A | PCT | OFF-DEF | TOT | AST | PF-D | ST | TO | BS | TP | RPG | APG | PPG |
|--|---------|------|-----------|------|---------|------|----------|------|-----|--------|-----|-----|-----|------|-----|-----|------|
| 90-91 | 75-73 | 1912 | 372-706 | .527 | 198-248 | .798 | 129-297 | 426 | 131 | 255-4 | 86 | 160 | 43 | 942 | 5.7 | 1.7 | 12.6 |
| 91-92 | 65-60 | 1556 | 306-584 | .524 | 125-163 | .767 | 97-247 | 344 | 122 | 223-11 | 60 | 112 | 23 | 740 | 5.3 | 1.9 | 11.4 |
| 92-93 | 66-64 | 2075 | 456-836 | .545 | 195-268 | .728 | 120-285 | 405 | 196 | 235-8 | 80 | 202 | 44 | 1115 | 6.1 | 3.0 | 16.9 |
| 93-94 | 43-40 | 1441 | 251-521 | .482 | 148-191 | .775 | 53-226 | 279 | 165 | 165-3 | 52 | 125 | 16 | 653 | 6.5 | 3.8 | 15.2 |
| Total | 249-237 | 6984 | 1385-2647 | .523 | 666-870 | .766 | 359-1055 | 1454 | 614 | 878-26 | 278 | 599 | 126 | 3450 | 5.8 | 2.5 | 13.9 |
| Three-point field goals: 0-2 (.000) 90-91; 3-6 (.500) 91-92; 8-26 (.308) 92-93; 3-18 (.167) 93-94; Total 14-52 (.269). | | | | | | | | | | | | | | | | | |
| Playoffs | | | | | | | | | | | | | | | | | |
| 90-91 | 3-3 | 110 | 24-45 | .533 | 7-14 | .500 | 5-21 | 26 | 3 | 16-1 | 1 | 6 | 2 | 55 | 8.7 | 1.0 | 18.3 |
| Three-point field goals: 0-2 (.000). | | | | | | | | | | | | | | | | | |

JUNIOR BRIDGEMAN - 6-5 - 210 - Born 9/17/53 - Louisville - Drafted by LA Lakers, First Round, 1975

| Season | G-GS | MIN | FGM-A | PCT | FTM-A | PCT | OFF-DEF | TOT | AST | PF-D | ST | TO | BS | TP | RPG | APG | PPG |
|---|------------------------|-------|-----------|------|-----------|------|----------|------|------|--------|-----|-----|-----|------|-----|-----|------|
| 75-76 | 81-18 | 1646 | 286-651 | .439 | 128-161 | .795 | 113-181 | 294 | 157 | 235-3 | 52 | --- | 21 | 700 | 3.6 | 1.9 | 8.6 |
| 76-77 | 82-48 | 2410 | 491-1094 | .449 | 197-228 | .864 | 129-287 | 416 | 205 | 221-3 | 82 | --- | 26 | 1179 | 5.1 | 2.5 | 14.4 |
| 77-78 | 82-3 | 1876 | 476-947 | .503 | 166-205 | .810 | 114-176 | 290 | 175 | 202-1 | 72 | 176 | 30 | 1118 | 3.5 | 2.1 | 13.6 |
| 78-79 | 82-5 | 1963 | 540-1067 | .506 | 189-228 | .829 | 113-184 | 297 | 163 | 184-2 | 88 | 138 | 41 | 1269 | 3.6 | 2.0 | 15.5 |
| 79-80 | 81-7 | 2316 | 594-1243 | .478 | 230-266 | .865 | 104-197 | 301 | 237 | 216-3 | 94 | 172 | 20 | 1423 | 3.7 | 2.9 | 17.6 |
| 80-81 | 77-1 | 2215 | 537-1102 | .487 | 213-241 | .884 | 78-221 | 289 | 234 | 182-2 | 88 | 150 | 28 | 1290 | 3.8 | 3.0 | 16.8 |
| 81-82 | 41-4 | 924 | 209-443 | .483 | 89-103 | .864 | 37-88 | 125 | 109 | 91-0 | 28 | 64 | 3 | 511 | 3.0 | 2.7 | 12.5 |
| 82-83 | 70-5 | 1855 | 421-856 | .492 | 164-196 | .837 | 44-202 | 246 | 207 | 155-0 | 40 | 122 | 9 | 1007 | 3.5 | 3.0 | 14.4 |
| 83-84 | 81-10 | 2431 | 509-1094 | .465 | 196-243 | .807 | 80-252 | 332 | 265 | 224-2 | 53 | 148 | 14 | 1220 | 4.1 | 3.3 | 15.1 |
| 86-87 | 34-4 | 418 | 79-171 | .462 | 16-20 | .800 | 14-38 | 52 | 35 | 50-0 | 10 | 15 | 2 | 175 | 1.5 | 1.0 | 5.1 |
| Total | 711-105 | 18054 | 4142-8658 | .478 | 1588-1891 | .840 | 826-1816 | 2642 | 1787 | 760-16 | 607 | 985 | 194 | 9892 | 3.7 | 2.5 | 13.9 |
| Three-point field goals: 5-27 (.185) 79-80; 3-21 (.143) 80-81; 4-9 (.444) 81-82; 1-13 (.077) 82-83; 6-31 (.194) 83-84; 1-6 (.167) 86-87; Total 20-107 (.187). | | | | | | | | | | | | | | | | | |
| Playoffs | | | | | | | | | | | | | | | | | |
| 75-76 | 3-0 | 67 | 9-20 | .450 | 5-9 | .556 | 4-7 | 11 | 5 | 10-0 | 1 | --- | 0 | 23 | 3.6 | 1.7 | 7.7 |
| 77-78 | 9-0 | 178 | 44-91 | .484 | 6-8 | .750 | 6-12 | 18 | 11 | 31-0 | 9 | 8 | 2 | 94 | 2.0 | 1.2 | 10.4 |
| 79-80 | 5-0 | 124 | 20-56 | .357 | 11-15 | .733 | 4-15 | 19 | 17 | 17-0 | 5 | 14 | 2 | 51 | 3.8 | 3.4 | 10.2 |
| 80-81 | 7-0 | 183 | 42-91 | .462 | 13-16 | .813 | 6-9 | 15 | 23 | 27-0 | 6 | 11 | 0 | 98 | 2.1 | 3.3 | 14.0 |
| 81-82 | Did not play - injured | | | | | | | | | | | | | | | | |
| 82-83 | 9-4 | 308 | 61-130 | .469 | 28-30 | .933 | 21-24 | 45 | 28 | 26-1 | 10 | 19 | 2 | 152 | 5.0 | 3.1 | 16.9 |
| 83-84 | 16-4 | 499 | 80-193 | .456 | 53-65 | .815 | 12-52 | 64 | 44 | 37-1 | 6 | 22 | 5 | 230 | 4.0 | 2.8 | 14.4 |
| Total | 49-8 | 1359 | 256-581 | .441 | 106-143 | .741 | 53-119 | 172 | 128 | 148-2 | 37 | 74 | 11 | 648 | 3.5 | 2.6 | 13.2 |
| Three-point field goals: 0-1 (.000) 79-80; 1-1 (.000) 80-81; 2-5 (.400) 82-83; 1-9 (.111) 83-84; Total 4-16 (.250). | | | | | | | | | | | | | | | | | |

JON BROCKMAN - 6-7 - 255 - Born 3/20/87 - Washington - Drafted by Portland, Second Round, 2009

| Season | G-GS | MIN | FGM-A | PCT | FTM-A | PCT | OFF-DEF | TOT | AST | PF-D | ST | TO | BS | TP | RPG | APG | PPG |
|---|------|-----|--------|------|-------|------|---------|-----|-----|-------|----|----|----|-----|-----|-----|-----|
| 10-11 | 63-6 | 677 | 48-94 | .511 | 40-59 | .678 | 74-110 | 184 | 18 | 119-1 | 14 | 24 | 3 | 136 | 2.9 | 0.3 | 2.2 |
| 11-12 | 35-0 | 239 | 15-45 | .333 | 7-15 | .467 | 33-42 | 75 | 9 | 33-0 | 4 | 10 | 1 | 37 | 2.1 | 0.3 | 1.1 |
| Total | 98-6 | 916 | 63-139 | .453 | 47-74 | .635 | 107-152 | 259 | 27 | 152-1 | 18 | 34 | 4 | 173 | 2.6 | 0.3 | 1.8 |
| Three-point field goals: 0-0 (---) 10-11; 0-1 (.000) 11-12; Total 0-1 (.000). | | | | | | | | | | | | | | | | | |

GARY BROKAW - 6-4 - 178 - Born 1/11/54 - Notre Dame - Drafted by Milwaukee, First Round, 1974

| Season | G-GS | MIN | FGM-A | PCT | FTM-A | PCT | OFF-DEF | TOT | AST | PF-D | ST | TO | BS | TP | RPG | APG | PPG |
|-----------------|--------|------|----------|------|---------|------|---------|-----|-----|-------|----|-----|----|------|-----|-----|------|
| 74-75 | 73-36 | 1639 | 234-514 | .455 | 126-184 | .685 | 36-111 | 147 | 221 | 76-3 | 31 | --- | 18 | 594 | 2.0 | 3.0 | 8.1 |
| 75-76 | 75-10 | 1468 | 237-519 | .457 | 159-227 | .700 | 26-99 | 125 | 246 | 138-1 | 37 | --- | 17 | 633 | 1.7 | 3.3 | 8.4 |
| 76-77 | 41-7 | 891 | 130-324 | .401 | 105-137 | .766 | 10-54 | 64 | 111 | 85-0 | 22 | --- | 23 | 365 | 1.6 | 2.7 | 8.9 |
| Total | 189-53 | 3998 | 601-1357 | .443 | 390-548 | .712 | 72-264 | 336 | 578 | 399-4 | 90 | --- | 58 | 1592 | 1.8 | 3.1 | 8.4 |
| Playoffs | | | | | | | | | | | | | | | | | |
| 75-76 | 3 | 108 | 23-37 | .622 | 17-18 | .944 | 0-11 | 11 | 24 | 10-0 | 3 | --- | 3 | 63 | 3.7 | 8.0 | 21.0 |

ALL-TIME ROSTER

TONY BROWN - 6-3 - 195 - Born 7/29/60 - Arkansas - Drafted by New Jersey, Fourth Round, 1982

| Season | G-GS | MIN | FGM-A | PCT | FTM-A | PCT | OFF-DEF | TOT | AST | PF-D | ST | TO | BS | TP | RPG | APG | PPG |
|--------|-------|-----|---------|------|-------|------|---------|-----|-----|-------|----|----|----|-----|-----|-----|-----|
| 88-89 | 29-0 | 274 | 36-73 | .493 | 18-23 | .783 | 15-14 | 29 | 21 | 28-0 | 12 | 10 | 4 | 92 | 1.0 | 0.7 | 3.2 |
| 89-90 | 61-10 | 635 | 88-206 | .427 | 38-56 | .679 | 39-33 | 72 | 41 | 79-0 | 32 | 51 | 4 | 219 | 1.2 | 0.7 | 3.6 |
| Total | 90-10 | 909 | 124-279 | .444 | 56-79 | .709 | 54-47 | 101 | 62 | 107-0 | 44 | 61 | 8 | 31 | 1.1 | 0.7 | 3.5 |

Three-point field goals: 2-7 (.286) '88-89; 5-20 (.250) '89-90; Total 7-27 (.259).

Playoffs

| | | | | | | | | | | | | | | | | | |
|-------|-----|----|------|------|-----|------|-----|---|---|------|---|---|---|----|-----|-----|-----|
| 88-89 | 6-0 | 69 | 4-11 | .364 | 3-4 | .750 | 2-5 | 7 | 6 | 9-1 | 1 | 0 | 0 | 11 | 1.2 | 1.0 | 1.8 |
| 89-90 | 2-0 | 13 | 1-3 | .333 | 0-0 | .000 | 0-0 | 0 | 0 | 3-0 | 2 | 0 | 0 | 3 | 0.0 | 0.0 | 1.5 |
| Total | 8-0 | 82 | 5-14 | .357 | 3-4 | .750 | 2-5 | 7 | 6 | 12-1 | 3 | 0 | 0 | 14 | 1.2 | 1.0 | 1.8 |

Three-point field goals: 0-1 (.000) '88-89; 1-1 (1.00) '89-90; Total 1-2 (.500).

QUINN BUCKNER - 6-3 - 205 - Born 8/20/54 - Indiana - Drafted by Milwaukee, First Round, 1976

| Season | G-GS | MIN | FGM-A | PCT | FTM-A | PCT | OFF-DEF | TOT | AST | PF-D | ST | TO | BS | TP | RPG | APG | PPG |
|--------|---------|-------|-----------|------|---------|------|----------|------|------|---------|------|------|----|------|-----|-----|------|
| 76-77 | 79-67 | 2095 | 299-689 | .434 | 83-154 | .539 | 91-173 | 264 | 372 | 291-5 | 192 | ---- | 21 | 681 | 3.3 | 4.7 | 8.6 |
| 77-78 | 82-82 | 2072 | 314-671 | .468 | 131-203 | .645 | 78-169 | 247 | 456 | 287-6 | 188 | 228 | 19 | 759 | 3.0 | 5.6 | 9.3 |
| 78-79 | 81-81 | 1757 | 251-553 | .454 | 79-125 | .632 | 57-153 | 210 | 468 | 224-1 | 156 | 208 | 17 | 581 | 2.6 | 5.8 | 7.2 |
| 79-80 | 67-67 | 1690 | 306-655 | .467 | 105-143 | .734 | 69-169 | 238 | 383 | 202-1 | 135 | 149 | 4 | 719 | 3.6 | 5.7 | 10.7 |
| 80-81 | 82-82 | 2384 | 471-956 | .493 | 149-203 | .734 | 88-210 | 298 | 384 | 271-3 | 197 | 236 | 3 | 1092 | 3.6 | 4.7 | 13.3 |
| 81-82 | 70-70 | 2156 | 396-822 | .482 | 110-168 | .655 | 77-173 | 250 | 328 | 218-2 | 174 | 180 | 3 | 906 | 3.6 | 4.7 | 13.0 |
| Total | 461-449 | 12154 | 2037-4346 | .469 | 657-996 | .660 | 460-1047 | 1507 | 2391 | 1493-18 | 1042 | 1001 | 67 | 4738 | 3.3 | 5.2 | 10.3 |

Three-point field goals: 2-5 (.400) '79-80; 1-6 (.167) '80-81; 4-15 (.267) '81-82; Total 7-26 (.269).

Playoffs

| | | | | | | | | | | | | | | | | | |
|-------|-------|-----|--------|------|-------|------|-------|----|-----|------|----|----|---|-----|-----|-----|------|
| 77-78 | 9-9 | 257 | 43-86 | .500 | 15-23 | .652 | 3-24 | 27 | 62 | 30-0 | 18 | 39 | 1 | 101 | 3.0 | 6.9 | 11.2 |
| 79-80 | 7-7 | 165 | 18-53 | .340 | 7-11 | .636 | 6-10 | 16 | 31 | 20-0 | 15 | 13 | 0 | 43 | 2.3 | 4.4 | 6.1 |
| 80-81 | 7-7 | 183 | 26-60 | .433 | 11-16 | .688 | 5-15 | 20 | 35 | 26-1 | 11 | 14 | 0 | 63 | 2.9 | 5.0 | 9.0 |
| Total | 23-23 | 605 | 87-199 | .434 | 33-50 | .660 | 14-49 | 63 | 128 | 76-1 | 44 | 66 | 1 | 207 | 2.7 | 5.6 | 8.8 |

Three-point field goals: 0-1 (.000) '79-80.

JASON CAFFEY - 6-8 - 256 - Born 6/12/73 - Alabama - Drafted by Chicago, First Round, 1995

| Season | G-GS | MIN | FGM-A | PCT | FTM-A | PCT | OFF-DEF | TOT | AST | PF-D | ST | TO | BS | TP | RPG | APG | PPG |
|--------|--------|------|---------|------|---------|------|---------|-----|-----|--------|----|-----|----|-----|-----|-----|-----|
| 00-01 | 70-33 | 1460 | 179-367 | .488 | 142-211 | .673 | 135-218 | 353 | 53 | 184-8 | 38 | 77 | 25 | 500 | 5.0 | 0.8 | 7.1 |
| 01-02 | 23-0 | 283 | 36-72 | .500 | 27-43 | .628 | 24-26 | 50 | 12 | 39-0 | 4 | 19 | 5 | 99 | 2.2 | 0.5 | 4.3 |
| 02-03 | 51-16 | 894 | 113-248 | .456 | 69-106 | .651 | 68-108 | 176 | 38 | 122-3 | 19 | 56 | 15 | 295 | 3.5 | 0.7 | 5.8 |
| Total | 144-49 | 2637 | 328-687 | .477 | 238-360 | .661 | 227-352 | 579 | 103 | 345-11 | 61 | 152 | 45 | 894 | 4.0 | 0.7 | 6.2 |

Three-point field goals: 0-0 (.000) '00-01; 0-1 (.000) '01-02; 0-0 (.000) '02-03; Total 0-1 (.000).

Playoffs

| | | | | | | | | | | | | | | | | | |
|-------|------|-----|-------|------|-------|------|-------|----|----|------|---|----|---|----|-----|-----|-----|
| 00-01 | 18-0 | 297 | 24-63 | .381 | 20-31 | .645 | 31-43 | 74 | 14 | 44-0 | 3 | 15 | 5 | 68 | 4.1 | 0.8 | 3.8 |
|-------|------|-----|-------|------|-------|------|-------|----|----|------|---|----|---|----|-----|-----|-----|

Three-point field goals: None Attempted.

JIMMY CARRUTH - 6-10 - 265 - Born 11/4/69 - Virginia Tech - Not Drafted

| Season | G-GS | MIN | FGM-A | PCT | FTM-A | PCT | OFF-DEF | TOT | AST | PF-D | ST | TO | BS | TP | RPG | APG | PPG |
|--------|------|-----|-------|------|-------|-------|---------|-----|-----|------|----|----|----|----|-----|-----|-----|
| 96-97 | 4-0 | 21 | 2-3 | .667 | 1-1 | 1.000 | 0-4 | 4 | 0 | 4-0 | 0 | 1 | 2 | 5 | 1.0 | 0.0 | 1.3 |

Three-point field goals: None attempted.

FRED CARTER - 6-3 - 185 - Born 2/14/45 - Mount St. Mary's - Drafted by Baltimore, Third Round, 1969

| Season | G-GS | MIN | FGM-A | PCT | FTM-A | PCT | OFF-DEF | TOT | AST | PF-D | ST | TO | BS | TP | RPG | APG | PPG |
|--------|------|-----|---------|------|-------|------|---------|-----|-----|------|----|------|----|-----|-----|-----|-----|
| 76-77 | 47-8 | 875 | 166-399 | .416 | 58-77 | .753 | 45-48 | 93 | 104 | 96-0 | 28 | ---- | 7 | 390 | 2.0 | 2.2 | 8.3 |

SAM CASSELL - 6-3 - 185 - Born 11/18/69 - Florida State - Drafted by Houston, First Round, 1993

| Season | G-GS | MIN | FGM-A | PCT | FTM-A | PCT | OFF-DEF | TOT | AST | PF-D | ST | TO | BS | TP | RPG | APG | PPG |
|--------|---------|-------|-----------|------|-----------|------|----------|------|------|--------|-----|-----|----|------|-----|-----|------|
| 98-99 | 4-0 | 99 | 18-44 | .409 | 18-19 | .947 | 4-5 | 9 | 17 | 9-0 | 6 | 8 | 0 | 55 | 2.3 | 4.3 | 13.8 |
| 99-00 | 81-81 | 2899 | 545-1170 | .466 | 390-445 | .876 | 69-232 | 301 | 729 | 255-5 | 102 | 267 | 8 | 1506 | 3.7 | 9.0 | 18.6 |
| 00-01 | 76-75 | 2709 | 537-1132 | .474 | 277-323 | .858 | 46-244 | 290 | 580 | 214-5 | 88 | 220 | 8 | 1381 | 3.8 | 7.6 | 18.2 |
| 01-02 | 74-73 | 2605 | 554-1197 | .463 | 282-328 | .860 | 54-258 | 312 | 493 | 208-3 | 90 | 177 | 12 | 1461 | 4.2 | 6.7 | 19.7 |
| 02-03 | 78-77 | 2700 | 546-1162 | .470 | 385-447 | .861 | 57-285 | 342 | 450 | 216-1 | 88 | 177 | 14 | 1536 | 4.4 | 5.8 | 19.7 |
| Total | 313-306 | 11012 | 2200-4705 | .468 | 1352-1562 | .866 | 230-1024 | 1254 | 2269 | 902-14 | 374 | 849 | 42 | 5939 | 4.0 | 7.2 | 19.0 |

Three-point field goals: 1-3 (.333) '98-99; 26-90 (.289) '99-00; 30-98 (.306) 2000-01; 71-204 (.348) '01-02; 59-163 (.362). Total 187-558 (.335).

Playoffs

| | | | | | | | | | | | | | | | | | |
|-------|----|------|---------|------|---------|------|--------|-----|-----|-------|----|----|---|-----|-----|-----|------|
| 98-99 | 3 | 102 | 16-32 | .500 | 14-16 | .875 | 0-6 | 6 | 26 | 14-1 | 3 | 7 | 0 | 46 | 2.0 | 8.7 | 15.3 |
| 99-00 | 5 | 178 | 30-72 | .417 | 18-21 | .857 | 0-17 | 17 | 45 | 19-1 | 4 | 9 | 0 | 79 | 3.4 | 9.0 | 15.8 |
| 00-01 | 18 | 682 | 110-278 | .396 | 84-97 | .866 | 12-71 | 83 | 120 | 76-2 | 19 | 52 | 3 | 314 | 4.6 | 6.7 | 17.4 |
| 02-03 | 6 | 217 | 39-83 | .470 | 14-15 | .933 | 3-16 | 19 | 16 | 20-0 | 3 | 17 | 1 | 103 | 3.2 | 2.7 | 17.2 |
| Total | 32 | 1179 | 195-465 | .419 | 130-149 | .872 | 15-110 | 125 | 207 | 129-4 | 29 | 85 | 4 | 542 | 3.9 | 6.5 | 16.9 |

Three-point field goals: 0-1 (.000) '98-99; 1-5 (.200) '99-00; 10-30 (.333) 2000-01; 11-21 (.524). Total 22-57 (.386).

HARVEY CATCHINGS - 6-10 - 220 - Born 9/2/51 - Hardin-Simmons - Drafted by Phil., Third Round, 1974

| Season | G-GS | MIN | FGM-A | PCT | FTM-A | PCT | OFF-DEF | TOT | AST | PF-D | ST | TO | BS | TP | RPG | APG | PPG |
|--------|--------|------|----------|------|---------|------|----------|------|-----|---------|-----|-----|-----|------|-----|-----|-----|
| 79-80 | 72-9 | 1366 | 97-244 | .398 | 39-62 | .629 | 164-246 | 410 | 82 | 191-1 | 23 | 68 | 162 | 233 | 5.7 | 1.3 | 3.2 |
| 80-81 | 77-18 | 1635 | 134-300 | .447 | 59-92 | .641 | 154-319 | 473 | 99 | 284-7 | 33 | 105 | 184 | 327 | 6.1 | 1.3 | 4.2 |
| 81-82 | 80-9 | 1603 | 94-224 | .420 | 41-69 | .594 | 129-227 | 356 | 97 | 237-3 | 42 | 94 | 135 | 229 | 4.5 | 1.2 | 2.9 |
| 82-83 | 74-33 | 1554 | 90-197 | .457 | 62-92 | .674 | 132-276 | 408 | 77 | 224-4 | 26 | 83 | 148 | 242 | 5.5 | 1.0 | 3.3 |
| 83-84 | 69-3 | 1156 | 61-153 | .399 | 22-42 | .524 | 89-182 | 271 | 43 | 172-3 | 25 | 57 | 81 | 144 | 3.9 | 0.6 | 2.1 |
| Total | 372-72 | 7314 | 476-1118 | .426 | 223-357 | .625 | 668-1250 | 1918 | 398 | 1108-18 | 149 | 407 | 710 | 1175 | 5.2 | 1.1 | 3.2 |

Three-point field goals: 0-1 (.000) '79-80.

Playoffs

| | | | | | | | | | | | | | | | | | |
|-------|------|-----|-------|------|------|-------|-------|----|----|------|---|----|----|----|-----|-----|-----|
| 79-80 | 6-0 | 64 | 2-6 | .333 | 2-4 | .500 | 5-16 | 21 | 2 | 13-0 | 0 | 2 | 8 | 6 | 3.5 | 0.3 | 1.0 |
| 80-81 | 7-0 | 109 | 3-16 | .188 | 2-2 | 1.000 | 10-16 | 26 | 8 | 24-0 | 0 | 7 | 11 | 8 | 3.7 | 1.1 | 1.1 |
| 81-82 | 6-0 | 26 | 2-3 | .667 | 0-0 | .000 | 3-4 | 7 | 0 | 9-0 | 0 | 3 | 3 | 4 | 1.2 | 0.0 | 0.7 |
| 82-83 | 9-0 | 139 | 9-19 | .474 | 3-3 | 1.000 | 15-23 | 38 | 4 | 18-0 | 2 | 2 | 10 | 21 | 4.2 | 0.4 | 2.3 |
| 83-84 | 5-0 | 25 | 1-2 | .500 | 1-2 | .500 | 2-3 | 5 | 1 | 7-0 | 0 | 2 | 0 | 3 | 1.0 | 0.2 | 0.6 |
| Total | 33-0 | 363 | 17-46 | .370 | 8-11 | .727 | 35-62 | 97 | 15 | 71-0 | 2 | 16 | 32 | 42 | 2.9 | 0.5 | 1.3 |

Three-point field goals: None attempted.

ALL-TIME ROSTER

FRONT
OFFICE

PLAYERS

2011-12
SEASON

STATS &
RECORDS

HISTORY

NBA

OPPONENTS

MEDIA

LEN CHAPPELL - 6-8 - 240 - Born 1/31/41 - Wake Forest - Drafted by Syracuse, First Round, 1962

| Season | G-GS | MIN | FGM-A | PCT | FTM-A | PCT | OFF-DEF | TOT | AST | PF-D | ST | TO | BS | TP | RPG | APG | PPG |
|-----------------|------|------|----------|------|---------|------|---------|-----|-----|-------|------|------|------|------|-----|-----|------|
| 68-69 | 80 | 2207 | 459-1011 | .454 | 250-339 | .737 | ---- | 637 | 95 | 247-3 | ---- | ---- | ---- | 1168 | 8.0 | 1.2 | 14.6 |
| 69-70 | 75 | 1134 | 243-523 | .465 | 135-211 | .640 | ---- | 276 | 56 | 127-1 | ---- | ---- | ---- | 621 | 3.7 | 0.7 | 8.3 |
| Total | 155 | 3341 | 702-1534 | .458 | 385-550 | .700 | ---- | 913 | 151 | 374-4 | ---- | ---- | ---- | 1789 | 5.9 | 1.0 | 11.5 |
| Playoffs | | | | | | | | | | | | | | | | | |
| 69-70 | 9 | 133 | 28-50 | .560 | 13-19 | .684 | ---- | 26 | 5 | 10-0 | ---- | ---- | ---- | 69 | 2.9 | 0.6 | 7.7 |

BEN COLEMAN - 6-9 - 235 - Born 11/14/61 - Minnesota, Maryland - Drafted by Chicago, Second Round, 1984

| Season | G-GS | MIN | FGM-A | PCT | FTM-A | PCT | OFF-DEF | TOT | AST | PF-D | ST | TO | BS | TP | RPG | APG | PPG |
|--------|------|-----|-------|------|-------|------|---------|-----|-----|------|----|----|----|-----|-----|-----|-----|
| 89-90 | 20-0 | 305 | 46-97 | .474 | 34-41 | .829 | 31-56 | 87 | 12 | 54-0 | 7 | 26 | 7 | 126 | 4.4 | 0.6 | 5.7 |

Three-point field goals: 0-1 (.000).

DON COLLINS - 6-6 - 190 - Born 11/28/58 - Washington State - Drafted by Atlanta, First Round, 1980

| Season | G-GS | MIN | FGM-A | PCT | FTM-A | PCT | OFF-DEF | TOT | AST | PF-D | ST | TO | BS | TP | RPG | APG | PPG |
|--------|------|-----|-------|------|-------|------|---------|-----|-----|------|----|----|----|----|-----|-----|-----|
| 86-87 | 6-0 | 57 | 10-28 | .357 | 5-7 | .714 | 11-4 | 15 | 2 | 11-0 | 2 | 5 | 1 | 25 | 2.5 | 0.3 | 4.2 |

Three-point field goals: None attempted.

MARTY CONLON - 6-10 - 231 - Born 1/19/68 - Providence - Not Drafted

| Season | G-GS | MIN | FGM-A | PCT | FTM-A | PCT | OFF-DEF | TOT | AST | PF-D | ST | TO | BS | TP | RPG | APG | PPG |
|--------|-------|------|---------|------|---------|------|---------|-----|-----|--------|----|-----|----|------|-----|-----|-----|
| 94-95 | 82-3 | 2064 | 344-647 | .532 | 119-194 | .613 | 160-266 | 426 | 110 | 218-3 | 42 | 123 | 18 | 815 | 5.2 | 1.3 | 9.9 |
| 95-96 | 74-1 | 958 | 153-327 | .468 | 84-110 | .764 | 58-119 | 177 | 68 | 126-21 | 20 | 79 | 11 | 395 | 2.4 | 0.9 | 5.3 |
| Total | 156-4 | 3002 | 97-974 | .510 | 203-304 | .668 | 218-385 | 603 | 178 | 344-4 | 62 | 202 | 29 | 1210 | 3.9 | 1.1 | 7.8 |

Three-point field goals: 8-29 (.276) '94-95; 5-30 (.167) '95-96; Total 13-59 (.220).

LESTER CONNER - 6-4 - 180 - Born 9/17/59 - Oregon State - Drafted by Golden State, First Round, 1982

| Season | G-GS | MIN | FGM-A | PCT | FTM-A | PCT | OFF-DEF | TOT | AST | PF-D | ST | TO | BS | TP | RPG | APG | PPG |
|--------|--------|------|---------|------|---------|------|---------|-----|-----|-------|-----|-----|----|-----|-----|-----|-----|
| 90-91 | 39-2 | 519 | 38-96 | .396 | 39-52 | .750 | 10-45 | 55 | 107 | 37-0 | 48 | 31 | 1 | 115 | 1.4 | 2.7 | 2.9 |
| 91-92 | 81-9 | 1420 | 103-239 | .431 | 81-115 | .704 | 63-121 | 184 | 294 | 86-0 | 97 | 79 | 10 | 287 | 2.3 | 3.6 | 3.5 |
| Total | 120-11 | 1939 | 141-335 | .421 | 120-167 | .719 | 73-166 | 239 | 401 | 123-0 | 145 | 110 | 11 | 402 | 2.0 | 3.3 | 3.4 |

Three-point field goals: 0-3 (.000) '90-91; 0-7 (.000) '91-92; Total 0-10 (.000).

| | | | | | | | | | | | | | | | | | |
|-----------------|-----|---|-----|-------|-----|------|-----|---|---|-----|---|---|---|---|-----|-----|-----|
| Playoffs | | | | | | | | | | | | | | | | | |
| 90-91 | 1-0 | 7 | 1-1 | 1.000 | 0-1 | .000 | 1-0 | 1 | 2 | 1-0 | 0 | 1 | 0 | 2 | 1.0 | 2.0 | 2.0 |

Three-point field goals: None attempted.

ANTHONY COOK - 6-9 - 240 - Born 3/19/67 - Arizona - Drafted by Phoenix, First Round, 1989

| Season | G-GS | MIN | FGM-A | PCT | FTM-A | PCT | OFF-DEF | TOT | AST | PF-D | ST | TO | BS | TP | RPG | APG | PPG |
|--------|------|-----|-------|------|-------|------|---------|-----|-----|------|----|----|----|----|-----|-----|-----|
| 93-94 | 23-0 | 201 | 26-53 | .491 | 10-25 | .400 | 20-36 | 56 | 4 | 22-0 | 3 | 11 | 12 | 62 | 2.4 | 0.2 | 2.7 |

Three-point field goals: 0-1 (.000).

JOE COURTNEY - 6-9 - 235 - Born 10/17/69 - Southern Mississippi - Not Drafted

| Season | G-GS | MIN | FGM-A | PCT | FTM-A | PCT | OFF-DEF | TOT | AST | PF-D | ST | TO | BS | TP | RPG | APG | PPG |
|--------|------|-----|-------|------|-------|------|---------|-----|-----|------|----|----|----|----|-----|-----|-----|
| 93-94 | 19-0 | 177 | 27-70 | .386 | 9-15 | .600 | 14-15 | 29 | 6 | 21-0 | 7 | 11 | 6 | 65 | 1.5 | 0.3 | 3.4 |

Three-point field goals: 2-3 (.667).

DAVE COWENS - 6-9 - 225 - Born 10/25/48 - Florida State - Drafted by Boston, First Round, 1970

| Season | G-GS | MIN | FGM-A | PCT | FTM-A | PCT | OFF-DEF | TOT | AST | PF-D | ST | TO | BS | TP | RPG | APG | PPG |
|--------|-------|-------|---------|------|-------|------|---------|-----|-----|-------|----|----|----|-----|-----|-----|-----|
| 82-83 | 40-34 | 10144 | 136-306 | .444 | 52-63 | .825 | 73-201 | 274 | 82 | 137-4 | 30 | 44 | 15 | 324 | 6.9 | 2.1 | 8.1 |

Three-point field goals: 0-2 (.000).

FRED CRAWFORD - 6-4 - 190 - Born 12/23/41 - St. Bonaventure - Drafted by NY, Fourth Round, 1964

| Season | G-GS | MIN | FGM-A | PCT | FTM-A | PCT | OFF-DEF | TOT | AST | PF-D | ST | TO | BS | TP | RPG | APG | PPG |
|-----------------|------|------|---------|------|---------|------|---------|-----|-----|-------|------|------|------|-----|-----|-----|-----|
| 69-70 | 77 | 1331 | 243-506 | .480 | 101-148 | .682 | ---- | 184 | 225 | 181-1 | ---- | ---- | ---- | 587 | 2.4 | 2.9 | 7.6 |
| Playoffs | | | | | | | | | | | | | | | | | |
| 69-70 | 10 | 208 | 34-88 | .386 | 20-24 | .833 | ---- | 35 | 37 | 27-1 | ---- | ---- | ---- | 88 | 3.5 | 3.7 | 8.8 |

CHARLIE CRISS - 5-8 - 165 - Born 11/6/49 - New Mexico State - Not Drafted

| Season | G-GS | MIN | FGM-A | PCT | FTM-A | PCT | OFF-DEF | TOT | AST | PF-D | ST | TO | BS | TP | RPG | APG | PPG |
|--------|------|------|---------|------|-------|------|---------|-----|-----|------|----|----|----|-----|-----|-----|-----|
| 82-83 | 66-0 | 922 | 169-375 | .451 | 68-76 | .895 | 14-65 | 79 | 127 | 44-0 | 27 | 44 | 0 | 412 | 1.2 | 1.9 | 6.2 |
| 83-84 | 6-0 | 107 | 11-30 | .367 | 7-11 | .636 | 2-7 | 9 | 17 | 7-0 | 5 | 4 | 0 | 30 | 1.5 | 2.8 | 5.0 |
| Total | 72-0 | 1029 | 180-405 | .444 | 75-87 | .862 | 16-72 | 88 | 144 | 51-0 | 32 | 48 | 0 | 442 | 1.2 | 2.0 | 6.1 |

Three-point field goals: 6-13 (.461) '82-83; 1-6 (.167) '83-84; Total 7-19 (.368).

| | | | | | | | | | | | | | | | | | |
|-----------------|-----|-----|-------|------|-------|------|------|----|----|------|---|---|---|----|-----|-----|-----|
| Playoffs | | | | | | | | | | | | | | | | | |
| 82-83 | 9-0 | 116 | 15-34 | .441 | 17-18 | .944 | 1-13 | 14 | 12 | 12-0 | 9 | 3 | 0 | 47 | 1.6 | 1.3 | 5.2 |

Three-point field goals: 0-1 (.000).

GEOFF CROMPTON - 6-11 - 290 - Born 7/4/55 - North Carolina - Drafted by Kansas, Fourth Round, 1978

| Season | G-GS | MIN | FGM-A | PCT | FTM-A | PCT | OFF-DEF | TOT | AST | PF-D | ST | TO | BS | TP | RPG | APG | PPG |
|--------|------|-----|-------|------|-------|------|---------|-----|-----|------|----|----|----|----|-----|-----|-----|
| 81-82 | 35-1 | 203 | 11-32 | .344 | 6-15 | .400 | 10-31 | 41 | 13 | 39-0 | 6 | 17 | 12 | 28 | 1.2 | 0.4 | 0.8 |

Three-point field goals: None attempted.

AUSTIN CROSHERE - 6-9 - 235 - Born 5/1/75 - Providence - Drafted by Indiana, First Round, 1997

| Season | G-GS | MIN | FGM-A | PCT | FTM-A | PCT | OFF-DEF | TOT | AST | PF-D | ST | TO | BS | TP | RPG | APG | PPG |
|--------|------|-----|-------|------|-------|------|---------|-----|-----|------|----|----|----|----|-----|-----|-----|
| 08-09 | 11-0 | 77 | 12-30 | .400 | 7-11 | .636 | 7-17 | 24 | 6 | 4-0 | 1 | 4 | 1 | 36 | 2.2 | 0.5 | 3.3 |

Three-point field goals: 5-11 (.455).

PAT CUMMINGS - 6-9 - 235 - Born 7/11/56 - Cincinnati - Drafted by Milwaukee, Third Round, 1978

| Season | G-GS | MIN | FGM-A | PCT | FTM-A | PCT | OFF-DEF | TOT | AST | PF-D | ST | TO | BS | TP | RPG | APG | PPG |
|--------|--------|------|----------|------|---------|------|---------|-----|-----|--------|----|-----|----|------|-----|-----|-----|
| 79-80 | 71-2 | 900 | 187-370 | .505 | 94-123 | .764 | 81-157 | 238 | 53 | 141-0 | 22 | 74 | 17 | 468 | 3.4 | 0.7 | 6.6 |
| 80-81 | 74-6 | 1084 | 248-460 | .539 | 99-140 | .707 | 97-195 | 292 | 62 | 192-4 | 31 | 114 | 19 | 595 | 3.9 | 0.8 | 8.0 |
| 81-82 | 78-7 | 1132 | 219-430 | .509 | 67-91 | .736 | 61-184 | 245 | 99 | 227-6 | 22 | 108 | 8 | 505 | 3.1 | 1.3 | 6.5 |
| Total | 223-15 | 3116 | 654-1260 | .519 | 260-354 | .734 | 239-536 | 775 | 214 | 560-10 | 75 | 296 | 44 | 1568 | 3.5 | 1.0 | 7.0 |

Three-point field goals: 0-2 (.000) '80-81; 0-2 (.000) '81-82; Total 0-4 (.000).

| | | | | | | | | | | | | | | | | | |
|-----------------|------|-----|-------|------|------|------|-------|----|---|------|---|----|---|----|-----|-----|-----|
| Playoffs | | | | | | | | | | | | | | | | | |
| 79-80 | 6-0 | 57 | 11-17 | .647 | 5-6 | .833 | 4-12 | 16 | 2 | 9-0 | 1 | 8 | 0 | 27 | 2.7 | 0.3 | 4.5 |
| 80-81 | 5-0 | 25 | 3-11 | .273 | 3-4 | .750 | 3-3 | 6 | 1 | 2-0 | 1 | 0 | 9 | 9 | 1.2 | 0.2 | 1.8 |
| 81-82 | 6-0 | 44 | 4-11 | .364 | 1-2 | .500 | 3-8 | 11 | 2 | 7-0 | 0 | 4 | 2 | 9 | 1.8 | 0.3 | 1.5 |
| Total | 17-0 | 126 | 18-39 | .462 | 9-12 | .750 | 10-23 | 33 | 5 | 18-0 | 2 | 13 | 2 | 45 | 1.9 | 0.3 | 2.6 |

Three-point field goals: None attempted.

ALL-TIME ROSTER

TERRY CUMMINGS - 6-9 - 235 - Born 3/15/61 - DePaul - Drafted by San Diego, First Round, 1982

| Season | G-GS | MIN | FGM-A | PCT | FTM-A | PCT | OFF-DEF | TOT | AST | PF-D | ST | TO | BS | TP | RPG | APG | PPG |
|--|---------|-------|-----------|------|-----------|-------|-----------|------|------|---------|-----|------|----|------|-----|-----|------|
| 84-85 | 79-78 | 2722 | 759-1532 | .495 | 343-463 | .741 | 244-472 | 716 | 228 | 264-4 | 117 | 190 | 67 | 1861 | 9.1 | 2.9 | 23.6 |
| 85-86 | 82-82 | 2669 | 681-1438 | .474 | 265-404 | .656 | 222-472 | 694 | 193 | 293-4 | 121 | 191 | 51 | 1627 | 8.5 | 2.4 | 19.8 |
| 86-87 | 82-77 | 2770 | 729-1426 | .511 | 249-376 | .662 | 214-486 | 700 | 229 | 296-3 | 129 | 172 | 81 | 1707 | 8.5 | 2.8 | 20.8 |
| 87-88 | 76-76 | 2629 | 675-1392 | .485 | 270-406 | .665 | 184-369 | 553 | 181 | 274-6 | 78 | 170 | 46 | 1621 | 7.3 | 2.4 | 21.3 |
| 88-89 | 80-78 | 2824 | 730-1563 | .467 | 362-460 | .787 | 281-369 | 650 | 198 | 265-5 | 106 | 201 | 72 | 1829 | 8.1 | 2.5 | 22.9 |
| 95-96 | 81-13 | 1777 | 270-584 | .462 | 104-160 | .650 | 162-283 | 445 | 89 | 263-2 | 56 | 69 | 30 | 645 | 5.5 | 1.1 | 8.0 |
| Total | 480-404 | 15391 | 3844-7935 | .484 | 1593-2269 | .702 | 1307-2451 | 3758 | 1118 | 1645-24 | 607 | 9933 | 47 | 9290 | 7.8 | 2.3 | 19.4 |
| Three-point field goals: 0-1 (.000) 84-85; 0-2 (.000) 85-86; 0-3 (.000) 86-87; 1-3 (.333) 87-88; 7-15 (.467) 88-89; 1-7 (.143) 95-96; Total 9-31 (.290). | | | | | | | | | | | | | | | | | |
| Playoffs | | | | | | | | | | | | | | | | | |
| 84-85 | 8- 8 | 311 | 86-149 | .577 | 48-58 | .828 | 21-49 | 70 | 20 | 33-1 | 12 | 26 | 7 | 220 | 8.8 | 2.5 | 27.5 |
| 85-86 | 14-14 | 510 | 130-253 | .514 | 43-62 | .694 | 33-105 | 138 | 42 | 52-0 | 20 | 39 | 16 | 303 | 9.9 | 3.0 | 21.6 |
| 86-87 | 12-10 | 443 | 105-215 | .488 | 57-83 | .687 | 29-66 | 95 | 28 | 51-1 | 12 | 15 | 13 | 267 | 7.9 | 2.3 | 22.3 |
| 87-88 | 5- 5 | 193 | 50-89 | .562 | 29-44 | .659 | 12-27 | 39 | 13 | 16-0 | 9 | 12 | 3 | 129 | 7.8 | 2.6 | 25.8 |
| 88-89 | 5- 4 | 124 | 25-69 | .362 | 14-16 | .875 | 19-14 | 33 | 7 | 16-0 | 3 | 4 | 0 | 64 | 6.6 | 1.4 | 12.8 |
| Total | 44-41 | 1581 | 396-775 | .511 | 191-263 | .726 | 114-261 | 375 | 110 | 168-2 | 56 | 96 | 39 | 983 | 8.5 | 2.5 | 22.3 |
| Three-point field goals: 0-1 (.000) 88-89; Total 0-1 (.000). | | | | | | | | | | | | | | | | | |
| All-Star | | | | | | | | | | | | | | | | | |
| 84-85 | 1-0 | 16 | 7-17 | .418 | 3-4 | .750 | 4-3 | 7 | 0 | 1-0 | 0 | 0 | 1 | 17 | 7.0 | 0.0 | 17.0 |
| 88-89 | 1-0 | 19 | 4-9 | .444 | 2-2 | 1.000 | 1-4 | 5 | 1 | 4-0 | 3 | 0 | 1 | 10 | 5.0 | 1.0 | 10.0 |
| Total | 2-0 | 35 | 11-26 | .423 | 5-6 | .833 | 5-7 | 12 | 1 | 5-0 | 3 | 0 | 2 | 27 | 6.0 | 0.5 | 13.5 |
| Three-point field goals: None attempted. | | | | | | | | | | | | | | | | | |

DICK CUNNINGHAM - 6-10 - 252 - Born 7/11/46 - Murray St. (KY) - Drafted by Phx., Second Round, 1968

| Season | G-GS | MIN | FGM-A | PCT | FTM-A | PCT | OFF-DEF | TOT | AST | PF-D | ST | TO | BS | TP | RPG | APG | PPG |
|-----------------|------|------|---------|-------|---------|------|---------|------|-----|-------|-----|-----|-----|-----|-----|-----|-----|
| 68-69 | 77 | 1236 | 141-332 | .425 | 69-106 | .651 | --- | 438 | 58 | 166-2 | --- | --- | --- | 351 | 5.7 | 0.8 | 4.6 |
| 69-70 | 60 | 416 | 52-141 | .369 | 22-33 | .667 | --- | 160 | 28 | 70-0 | --- | --- | --- | 126 | 2.7 | 0.5 | 2.1 |
| 70-71 | 76-0 | 675 | 81-195 | .415 | 39-59 | .661 | --- | 257 | 43 | 90-1 | --- | --- | --- | 201 | 3.4 | 0.6 | 2.6 |
| 72-73 | 74-6 | 692 | 64-156 | .410 | 29-50 | .580 | --- | 208 | 34 | 94-0 | --- | --- | --- | 157 | 2.8 | 0.5 | 2.1 |
| 73-74 | 8-0 | 45 | 3-6 | .500 | 0-7 | .000 | 1-15 | 16 | 0 | 5-0 | 2 | --- | 2 | 6 | 2.0 | 0.0 | 0.8 |
| 74-75 | 2-0 | 87 | 0-0 | .000 | 0-0 | .000 | 0-2 | 2 | 1 | 1-0 | 0 | --- | 0 | 0 | 1.0 | 0.5 | 0.0 |
| Total | 297 | 3072 | 341-830 | .411 | 159-255 | .624 | 1-17 | 1081 | 164 | 426-3 | 2 | --- | 2 | 841 | 3.6 | 0.6 | 2.8 |
| Playoffs | | | | | | | | | | | | | | | | | |
| 69-70 | 8 | 45 | 0-18 | .556 | 1-2 | .500 | --- | 12 | 2 | 6-0 | --- | --- | --- | 21 | 1.5 | 0.3 | 2.6 |
| 70-71 | 14 | 89 | 9-21 | .429 | 6-9 | .667 | --- | 24 | 1 | 10-0 | --- | --- | --- | 24 | 1.7 | 0.1 | 0.7 |
| 72-73 | 5 | 17 | 1-1 | 1.000 | 0-0 | .000 | --- | 3 | 2 | 6-0 | --- | --- | --- | 2 | 0.6 | 0.4 | 0.4 |
| Total | 27 | 151 | 20-40 | .500 | 7-11 | .636 | --- | 39 | 5 | 22-0 | --- | --- | --- | 47 | 1.4 | 0.2 | 1.7 |

DELL CURRY - 6-5 - 205 - Born 6/25/64 - Virginia Tech - Drafted by Utah, First Round, 1986

| Season | G-GS | MIN | FGM-A | PCT | FTM-A | PCT | OFF-DEF | TOT | AST | PF-D | ST | TO | BS | TP | RPG | APG | PPG |
|--|--------|------|---------|------|---------|------|---------|-----|-----|-------|----|-----|----|-----|-----|-----|------|
| 98-99 | 42-0 | 864 | 163-336 | .485 | 28-34 | .824 | 18-67 | 85 | 48 | 42-0 | 36 | 45 | 3 | 423 | 2.0 | 1.4 | 10.1 |
| Three-point field goals: 69-145 (.467). | | | | | | | | | | | | | | | | | |
| Playoffs | | | | | | | | | | | | | | | | | |
| 98-99 | 3-0 | 49 | 2-15 | .133 | 4-4 | 1.00 | 0-4 | 4 | 1 | 5-0 | 3 | 0 | 0 | 9 | 1.3 | 0.3 | 3.0 |
| Three-point field goals: 1-8 (.125). | | | | | | | | | | | | | | | | | |
| MICHAEL CURRY - 6-5 - 227 - Born 8/22/68 - Georgia Southern - Not Drafted | | | | | | | | | | | | | | | | | |
| Season | G-GS | MIN | FGM-A | PCT | FTM-A | PCT | OFF-DEF | TOT | AST | PF-D | ST | TO | BS | TP | RPG | APG | PPG |
| 97-98 | 82-27 | 1978 | 196-418 | .469 | 147-176 | .835 | 26-72 | 98 | 137 | 218-1 | 56 | 77 | 14 | 543 | 1.2 | 1.7 | 6.6 |
| 98-99 | 50-4 | 1146 | 90-206 | .437 | 63-79 | .797 | 19-89 | 108 | 78 | 135-0 | 42 | 37 | 7 | 244 | 2.2 | 1.6 | 4.9 |
| Total | 132-31 | 3124 | 286-624 | .458 | 210-255 | .824 | 45-161 | 206 | 215 | 353-1 | 98 | 114 | 21 | 787 | 1.6 | 1.6 | 5.9 |
| Three-point field goals: 4-9 (.444) 97-98; 1-15 (.067) 98-99; Total 5-24 (.208). | | | | | | | | | | | | | | | | | |
| Playoffs | | | | | | | | | | | | | | | | | |
| 98-99 | 3-0 | 59 | 7-12 | .583 | 6-6 | 1.00 | 1-3 | 4 | 3 | 8-0 | 2 | 2 | 1 | 20 | 1.3 | 1.0 | 6.7 |
| Three-point field goals: 0-1 (.000). | | | | | | | | | | | | | | | | | |

BOB DANDRIDGE - 6-6 - 195 - Born 11/15/47 - Norfolk State - Drafted by Milwaukee, Fourth Round, 1969

| Season | G-GS | MIN | FGM-A | PCT | FTM-A | PCT | OFF-DEF | TOT | AST | PF-D | ST | TO | BS | TP | RPG | APG | PPG |
|--|-------|-------|-----------|------|-----------|------|----------|------|------|---------|-----|-----|-----|-------|-----|-----|------|
| 69-70 | 81 | 2461 | 34-895 | .485 | 199-264 | .754 | --- | 625 | 292 | 279-1 | --- | --- | --- | 1067 | 7.1 | 3.6 | 13.2 |
| 70-71 | 79-79 | 2862 | 594-1167 | .509 | 264-376 | .702 | --- | 632 | 277 | 287-4 | --- | --- | --- | 1452 | 8.0 | 3.5 | 18.4 |
| 71-72 | 80-80 | 2957 | 630-1264 | .498 | 215-291 | .739 | --- | 613 | 249 | 297-7 | --- | --- | --- | 1475 | 7.7 | 3.1 | 18.4 |
| 72-73 | 73-73 | 2852 | 638-1353 | .472 | 198-251 | .789 | --- | 600 | 207 | 279-2 | --- | --- | --- | 1474 | 8.2 | 2.8 | 20.2 |
| 73-74 | 71-67 | 2521 | 583-1158 | .503 | 175-214 | .811 | 117-362 | 479 | 201 | 271-4 | 111 | --- | 41 | 1341 | 6.7 | 2.8 | 19.8 |
| 74-75 | 80-80 | 3031 | 691-1460 | .473 | 211-262 | .805 | 142-409 | 551 | 243 | 330-7 | 122 | --- | 48 | 1593 | 6.9 | 3.0 | 19.9 |
| 75-76 | 73-68 | 2735 | 650-1296 | .502 | 271-329 | .824 | 171-369 | 540 | 206 | 263-5 | 111 | --- | 38 | 1571 | 7.4 | 2.8 | 21.5 |
| 76-77 | 70-65 | 2501 | 585-1253 | .467 | 283-367 | .771 | 146-284 | 440 | 268 | 222-1 | 95 | --- | 28 | 1453 | 6.3 | 3.8 | 20.8 |
| 81-82 | 11-0 | 174 | 21-55 | .382 | 10-17 | .588 | --- | 17 | 13 | 25-0 | 5 | 11 | 2 | 52 | 1.5 | 1.2 | 4.7 |
| Total | 618 | 22094 | 4826-9901 | .487 | 1826-2371 | .770 | 580-1447 | 4497 | 1956 | 2253-31 | 444 | 11 | 157 | 11478 | 7.3 | 3.2 | 18.6 |
| Three-point field goals: 0-6 (.000) 81-82. | | | | | | | | | | | | | | | | | |
| Playoffs | | | | | | | | | | | | | | | | | |
| 69-70 | 10 | 399 | 72-142 | .507 | 19-29 | .655 | --- | 87 | 57 | 39-1 | --- | --- | --- | 163 | 8.7 | 5.7 | 16.3 |
| 70-71 | 14 | 535 | 113-244 | .463 | 43-55 | .782 | --- | 134 | 48 | 45-1 | --- | --- | --- | 269 | 9.6 | 3.4 | 19.2 |
| 71-72 | 11 | 441 | 100-202 | .495 | 37-50 | .740 | --- | 97 | 21 | 47-1 | --- | --- | --- | 237 | 8.8 | 1.9 | 21.5 |
| 72-73 | 6 | 204 | 32-76 | .421 | 19-27 | .704 | --- | 28 | 7 | 23-2 | --- | --- | --- | 83 | 4.7 | 1.2 | 13.8 |
| 73-74 | 16 | 648 | 136-276 | .493 | 36-47 | .766 | 31-91 | 122 | 45 | 65-3 | 22 | --- | 10 | 308 | 7.6 | 2.8 | 19.3 |
| 75-76 | 3 | 122 | 24-49 | .490 | 18-20 | .900 | 3-20 | 23 | 8 | 9-0 | 3 | --- | 0 | 66 | 7.7 | 2.7 | 22.0 |
| Total | 60 | 2349 | 477-989 | .482 | 172-228 | .754 | 34-111 | 491 | 186 | 228-8 | 25 | --- | 10 | 1126 | 8.2 | 3.1 | 18.8 |
| All-Star | | | | | | | | | | | | | | | | | |
| 72-73 | 1 | 11 | 2-4 | .500 | 0-0 | .000 | --- | 3 | 0 | 0-0 | --- | --- | --- | 4 | 3.0 | 0.0 | 4.0 |
| 73-74 | 1 | 18 | 2-6 | .333 | 0-0 | .000 | 1-1 | 2 | 1 | 3-0 | 2 | --- | 0 | 4 | 2.0 | 1.0 | 4.0 |
| 75-76 | 1 | 27 | 5-10 | .500 | 0-0 | .000 | 5-1 | 6 | 0 | 4-0 | 3 | --- | 0 | 10 | 6.0 | 0.0 | 10.0 |
| Total | 3 | 56 | 9-20 | .450 | 0-0 | .000 | 6-2 | 11 | 1 | 7-0 | 5 | --- | 0 | 18 | 3.7 | 0.3 | 6.0 |

ALL-TIME ROSTER

GENERAL
INFO

FRONT
OFFICE

PLAYERS

2011-12
SEASON

STATS &
RECORDS

HISTORY

NBA

OPPONENTS

MEDIA

ADRIAN DANTLEY - 6-5 - 210 - Born 2/28/56 - Notre Dame - Drafted by Buffalo, First Round, 1976

| Season | G-GS | MIN | FGM-A | PCT | FTM-A | PCT | OFF-DEF | TOT | AST | PF-D | ST | TO | BS | TP | RPG | APG | PPG |
|--------|------|-----|-------|------|-------|------|---------|-----|-----|------|----|----|----|----|-----|-----|-----|
| 90-91 | 10-0 | 126 | 19-50 | .380 | 18-26 | .692 | 8-5 | 13 | 9 | 8-0 | 5 | 6 | 0 | 57 | 1.3 | 0.9 | 5.7 |

Three-point field goals: 1-3 (.333).

Playoffs

| | | | | | | | | | | | | | | | | | |
|-------|-----|----|-----|------|-----|------|-----|---|---|-----|---|---|---|---|-----|-----|-----|
| 90-91 | 3-0 | 19 | 1-7 | .143 | 3-4 | .750 | 2-2 | 4 | 0 | 0-0 | 0 | 2 | 0 | 5 | 1.3 | 0.0 | 1.7 |
|-------|-----|----|-----|------|-----|------|-----|---|---|-----|---|---|---|---|-----|-----|-----|

Three-point field goals: None attempted.

CHARLES DAVIS - 6-7 - 215 - Born 10/5/58 - Vanderbilt - Drafted by Washington, Second Round, 1981

| Season | G-GS | MIN | FGM-A | PCT | FTM-A | PCT | OFF-DEF | TOT | AST | PF-D | ST | TO | BS | TP | RPG | APG | PPG |
|--------|-------|------|---------|------|---------|------|---------|-----|-----|-------|----|-----|----|-----|-----|-----|-----|
| 84-85 | 57-2 | 746 | 151-346 | .436 | 48-58 | .828 | 57-92 | 149 | 50 | 110-1 | 21 | 52 | 5 | 351 | 2.6 | 0.9 | 6.2 |
| 85-86 | 57-7 | 873 | 188-397 | .474 | 61-75 | .813 | 60-110 | 170 | 55 | 113-1 | 26 | 50 | 7 | 440 | 3.0 | 1.0 | 7.7 |
| 87-88 | 5-0 | 39 | 6-18 | .333 | 0-0 | .000 | 1-2 | 3 | 3 | 4-0 | 2 | 5 | 1 | 12 | 0.6 | 0.6 | 2.4 |
| Total | 119-9 | 1658 | 345-751 | .459 | 109-133 | .820 | 118-204 | 322 | 108 | 227-2 | 49 | 107 | 13 | 803 | 2.7 | 0.9 | 6.7 |

Three-point field goals: 1-10 (.100) '84-85; 3-24 (.125) '85-86; 0-2 (.000) '87-88; Total 4-36 (.111).

Playoffs

| | | | | | | | | | | | | | | | | | |
|-------|------|-----|-------|------|-------|------|-------|----|----|------|---|----|---|----|-----|-----|-----|
| 84-85 | 5-0 | 51 | 8-20 | .400 | 3-4 | .750 | 6-4 | 10 | 4 | 2-0 | 0 | 4 | 0 | 19 | 2.0 | 0.8 | 3.8 |
| 85-86 | 12-0 | 145 | 21-58 | .362 | 18-20 | .900 | 9-16 | 25 | 6 | 28-1 | 4 | 12 | 0 | 60 | 2.1 | 0.5 | 5.0 |
| Total | 17-0 | 196 | 29-78 | .372 | 21-24 | .875 | 15-20 | 35 | 10 | 30-1 | 4 | 16 | 0 | 79 | 2.1 | 0.6 | 4.6 |

Three-point field goals: 0-2 (.000) '84-85; 0-1 (.000) '85-86; Total 0-3 (.000).

JOSH DAVIS - 6-8 - 235 - Born 8/10/80 - Wyoming - Not Drafted

| Season | G-GS | MIN | FGM-A | PCT | FTM-A | PCT | OFF-DEF | TOT | AST | PF-D | ST | TO | BS | TP | RPG | APG | PPG |
|--------|------|-----|-------|------|-------|------|---------|-----|-----|------|----|----|----|----|-----|-----|-----|
| 05-06 | 4-0 | 12 | 1-4 | .250 | 0-0 | .000 | 2-1 | 3 | 1 | 2-0 | 1 | 1 | 0 | 2 | 0.8 | 0.3 | 0.5 |

Three-point field goals: 0-1 (.000).

MARK DAVIS - 6-5 - 195 - Born 6/8/63 - Old Dominion - Drafted by Cleveland, Fourth Round, 1985

| Season | G-GS | MIN | FGM-A | PCT | FTM-A | PCT | OFF-DEF | TOT | AST | PF-D | ST | TO | BS | TP | RPG | APG | PPG |
|--------|------|-----|-------|------|-------|------|---------|-----|-----|------|----|----|----|-----|-----|-----|-----|
| 88-89 | 31-0 | 251 | 46-97 | .495 | 26-32 | .813 | 15-21 | 36 | 14 | 38-0 | 13 | 12 | 5 | 123 | 1.2 | 0.5 | 4.0 |

Three-point field goals: 1-9 (.111).

MICKEY DAVIS - 6-7 - 195 - Born 6/16/50 - Duquesne - Drafted by Milwaukee, Seventh Round, 1972

| Season | G-GS | MIN | FGM-A | PCT | FTM-A | PCT | OFF-DEF | TOT | AST | PF-D | ST | TO | BS | TP | RPG | APG | PPG |
|--------|--------|------|----------|------|---------|------|---------|-----|-----|-------|-----|-----|-----|-----|---------|-----|------|
| 72-73 | 74-9 | 1046 | 152-347 | .438 | 76-92 | .826 | --- | 226 | 72 | 119-0 | --- | --- | --- | --- | 3.1 | 1.0 | 5.1 |
| 73-74 | 73-11 | 1012 | 169-335 | .504 | 93-112 | .830 | 78-146 | 224 | 87 | 94-0 | 27 | --- | --- | --- | 4.81 | 3.1 | 12.5 |
| 74-75 | 75-6 | 1077 | 174-363 | .479 | 78-88 | .886 | 68-169 | 237 | 79 | 103-0 | 30 | --- | --- | --- | 5.426 | 3.2 | 11.5 |
| 75-76 | 45-2 | 411 | 55-152 | .362 | 50-63 | .794 | 25-59 | 84 | 37 | 36-0 | 13 | --- | --- | --- | 2.160 | 1.9 | 0.8 |
| 76-77 | 19-0 | 165 | 29-68 | .426 | 23-25 | .920 | 11-18 | 29 | 20 | 11-0 | 6 | --- | --- | --- | 4.81 | 1.5 | 1.1 |
| Total | 286-28 | 3711 | 579-1265 | .458 | 320-380 | .842 | 182-392 | 800 | 295 | 363-0 | 76 | --- | --- | --- | 16.1478 | 2.8 | 10.2 |

Playoffs

| | | | | | | | | | | | | | | | | | |
|-------|----|-----|-------|------|-------|-------|------|----|----|------|-----|-----|-----|-----|-------|-----|-----|
| 72-73 | 6 | 54 | 6-17 | .353 | 2-2 | 1.000 | --- | 12 | 5 | 10-0 | --- | --- | --- | --- | 14 | 2.0 | 0.8 |
| 73-74 | 15 | 245 | 32-65 | .492 | 22-24 | .917 | 8-26 | 34 | 12 | 23-0 | 4 | --- | --- | --- | 2.86 | 2.3 | 0.8 |
| Total | 21 | 299 | 38-82 | .463 | 24-26 | .923 | 8-26 | 46 | 17 | 33-0 | 4 | --- | --- | --- | 2.100 | 2.2 | 0.8 |

TODD DAY - 6-6 - 184 - Born 1/7/70 - Arkansas - Drafted by Milwaukee, First Round, 1992

| Season | G-GS | MIN | FGM-A | PCT | FTM-A | PCT | OFF-DEF | TOT | AST | PF-D | ST | TO | BS | TP | RPG | APG | PPG |
|--------|---------|------|-----------|------|---------|------|---------|-----|-----|--------|-----|-----|-----|------|-----|-----|------|
| 92-93 | 71-37 | 1931 | 358-828 | .432 | 213-297 | .717 | 144-147 | 291 | 117 | 222-1 | 75 | 118 | 48 | 983 | 4.1 | 1.6 | 13.8 |
| 93-94 | 76-39 | 2127 | 351-845 | .415 | 231-331 | .698 | 115-195 | 310 | 138 | 221-0 | 103 | 129 | 52 | 966 | 4.1 | 1.8 | 12.7 |
| 94-95 | 82-81 | 2717 | 445-1049 | .424 | 257-341 | .754 | 95-227 | 322 | 134 | 283-6 | 104 | 157 | 63 | 1310 | 3.9 | 1.6 | 16.0 |
| 95-96 | 8-0 | 171 | 22-31 | .710 | 24-26 | .923 | 8-14 | 22 | 5 | 27-1 | 4 | 11 | 3 | 73 | 2.8 | 0.6 | 9.1 |
| Total | 237-157 | 6946 | 1176-2793 | .421 | 725-995 | .729 | 362-583 | 945 | 394 | 753-12 | 286 | 415 | 166 | 3332 | 4.0 | 1.7 | 14.1 |

Three-point field goals: 54-184 (.293) '92-93; 33-148 (.223) '93-94; 163-418 (.390) '94-95; 5-25 (.200) '95-96; Total 255-775 (.329).

VINNY DEL NEGRO - 6-4 - 200 - Born 8/9/66 - NC State - Drafted by Sacramento, Second Round, 1988

| Season | G-GS | MIN | FGM-A | PCT | FTM-A | PCT | OFF-DEF | TOT | AST | PF-D | ST | TO | BS | TP | RPG | APG | PPG |
|--------|-------|------|---------|------|-------|------|---------|-----|-----|-------|----|-----|----|-----|-----|-----|-----|
| 88-89 | 48-7 | 1093 | 14-270 | .422 | 40-50 | .800 | 14-88 | 102 | 174 | 62-0 | 33 | 55 | 3 | 281 | 2.1 | 3.6 | 5.9 |
| 89-90 | 67-0 | 1211 | 153-325 | .471 | 35-39 | .897 | 9-98 | 107 | 160 | 81-0 | 36 | 48 | 0 | 349 | 2.4 | 2.4 | 5.2 |
| Total | 115-7 | 2304 | 267-595 | .449 | 75-89 | .843 | 23-186 | 209 | 334 | 143-0 | 69 | 103 | 3 | 630 | 1.8 | 2.9 | 5.5 |

Three-point field goals: 13-30 (.433) '88-89; 8-24 (.333) '89-90; Total 21-54 (.389).

Playoffs

| | | | | | | | | | | | | | | | | | |
|-------|-----|----|-------|------|-----|-----|-----|---|-----|---|---|---|---|----|-----|-----|-----|
| 89-90 | 5-0 | 93 | 13-30 | .433 | 0-0 | --- | 0-8 | 9 | 4-0 | 3 | 3 | 0 | 0 | 26 | 1.6 | 1.8 | 5.2 |
|-------|-----|----|-------|------|-----|-----|-----|---|-----|---|---|---|---|----|-----|-----|-----|

Three-point field goals: 0-2 (.000).

CARLOS DELFINO - 6-6 - 230 - Born 8/29/82 - Argentina - Drafted by Detroit, First Round, 2003

| Season | G-GS | MIN | FGM-A | PCT | FTM-A | PCT | OFF-DEF | TOT | AST | PF-D | ST | TO | BS | TP | RPG | APG | PPG |
|--------|---------|------|----------|------|---------|------|---------|-----|-----|-------|-----|-----|----|------|-----|-----|------|
| 09-10 | 75-66 | 2279 | 299-732 | .408 | 93-119 | .782 | 51-343 | 394 | 202 | 138-0 | 80 | 119 | 21 | 825 | 5.3 | 2.7 | 11.0 |
| 10-11 | 49-40 | 1590 | 200-513 | .390 | 60-75 | .800 | 24-176 | 200 | 112 | 72-0 | 77 | 8 | 8 | 565 | 4.1 | 2.3 | 11.5 |
| 11-12 | 54-63 | 1537 | 182-453 | .402 | 38-48 | .792 | 20-188 | 208 | 123 | 99-1 | 79 | 66 | 10 | 488 | 3.9 | 2.3 | 9.0 |
| Total | 178-159 | 5406 | 681-1698 | .401 | 191-242 | .789 | 95-707 | 802 | 437 | 309-1 | 236 | 242 | 39 | 1878 | 4.5 | 2 | |

Three-point field goals: 134-365 (.367) '09-10; 105-284 (.370) '10-11; 86-239 (.360) '11-12; Total 325-888 (.366).

Playoffs

| | | | | | | | | | | | | | | | | | |
|-------|-----|-----|-------|------|-----|------|------|----|----|------|---|----|---|----|-----|-----|------|
| 09-10 | 7-7 | 226 | 26-73 | .356 | 3-4 | .750 | 3-25 | 28 | 18 | 14-0 | 5 | 12 | 2 | 70 | 4.0 | 2.6 | 10.0 |
|-------|-----|-----|-------|------|-----|------|------|----|----|------|---|----|---|----|-----|-----|------|

Three-point field goals: 15-37 (.405).

BILL DINWIDDIE - 6-7 - 220 - Born 7/15/43 - New Mexico Highlands - Not Drafted

| Season | G-GS | MIN | FGM-A | PCT | FTM-A | PCT | OFF-DEF | TOT | AST | PF-D | ST | TO | BS | TP | RPG | APG | PPG |
|--------|------|-----|-------|------|-------|------|---------|-----|-----|------|-----|-----|-----|----|-----|-----|-----|
| 71-72 | 23-0 | 144 | 16-57 | .281 | 5-9 | .556 | --- | 32 | 9 | 23-0 | --- | --- | --- | 37 | 0.5 | 0.4 | 1.6 |

KEYON DOOLING - 6-3 - 196 - Born 5/8/80 - Missouri - Drafted by Orlando, First Round, 200

| Season | G-GS | MIN | FGM-A | PCT | FTM-A | PCT | OFF-DEF | TOT | AST | PF-D | ST | TO | BS | TP | RPG | APG | PPG |
|--------|-------|------|---------|------|-------|------|---------|-----|-----|-------|----|----|----|-----|-----|-----|-----|
| 10-11 | 80-22 | 1757 | 206-519 | .397 | 78-94 | .830 | 12-105 | 117 | 243 | 119-0 | 54 | 91 | 4 | 571 | 1.5 | 3.0 | 7.1 |

Three-point field goals: 81-234 (.346).

SHERMAN DOUGLAS - 6-1 - 198 - Born 9/15/66 - Syracuse - Drafted by Miami, Second Round, 1989

| Season | G-GS | MIN | FGM-A | PCT | FTM-A | PCT | OFF-DEF | TOT | AST | PF-D | ST | TO | BS | TP | RPG | APG | PPG |
|--------|---------|------|----------|------|---------|------|---------|-----|-----|-------|-----|-----|----|------|-----|-----|------|
| 95-96 | 69-62 | 2101 | 309-601 | .514 | 135-179 | .754 | 49-108 | 157 | 397 | 147-0 | 61 | 165 | 5 | 792 | 2.3 | 5.8 | 11.5 |
| 96-97 | 79-79 | 2316 | 306-610 | .502 | 114-171 | .667 | 57-136 | 193 | 427 | 191-0 | 78 | 153 | 10 | 764 | 2.4 | 5.4 | 9.7 |
| Total | 148-141 | 4417 | 615-1211 | .508 | 249-350 | .711 | 106-244 | 350 | 824 | 338-0 | 139 | 318 | 15 | 1556 | 2.4 | 5.6 | 10.5 |

Three-point field goals: 39-113 (.334) '95-96; 38-114 (.333) '96-97; Total 77-227 (.339).

ALL-TIME ROSTER

CHRIS DOUGLAS-ROBERTS - 6-7 - 200 - Born 1/8/87 - Memphis - Drafted by New Jersey, Second Round, 2008

| Season | G-GS | MIN | FGM-A | PCT | FTM-A | PCT | OFF-DEF | TOT | AST | PF-D | ST | TO | BS | TP | RPG | APG | PPG |
|--------|-------|-----|---------|------|-------|------|---------|-----|-----|------|----|----|----|-----|-----|-----|-----|
| 10-11 | 44-12 | 884 | 117-273 | .429 | 74-89 | .831 | 7-81 | 88 | 50 | 73-0 | 29 | 35 | 13 | 323 | 2.0 | 1.1 | 7.3 |

Three-point field goals: 15-46 (.326).

TERRY DRISCOLL - 6-7 - 215 - Born 8/28/47 - Boston College - Drafted by Detroit, First Round, 1969

| Season | G-GS | MIN | FGM-A | PCT | FTM-A | PCT | OFF-DEF | TOT | AST | PF-D | ST | TO | BS | TP | RPG | APG | PPG |
|--------|--------|------|---------|------|--------|------|---------|-----|-----|-------|-----|-----|-----|-----|-----|-----|-----|
| 72-73 | 59-19 | 959 | 140-326 | .429 | 43-62 | .694 | --- | 297 | 55 | 143-3 | --- | --- | --- | 323 | 5.0 | 0.9 | 5.5 |
| 73-74 | 64-6 | 697 | 88-187 | .471 | 30-46 | .652 | 73-126 | 199 | 54 | 121-0 | 21 | --- | 16 | 206 | 3.1 | 0.8 | 3.2 |
| 74-75 | 11-0 | 52 | 3-13 | .231 | 1-2 | .500 | 7-9 | 16 | 3 | 7-0 | 1 | --- | 0 | 7 | 1.5 | 0.3 | 0.6 |
| Total | 134-24 | 1708 | 231-526 | .439 | 74-110 | .673 | 80-135 | 512 | 112 | 271-3 | 22 | --- | 16 | 536 | 3.8 | 0.8 | 4.0 |

Playoffs

| | | | | | | | | | | | | | | | | | |
|-------|----|----|------|------|-----|-------|------|----|---|------|-----|------|------|----|-----|-----|-----|
| 72-73 | 6 | 16 | 0-4 | .000 | 0-0 | .000 | ---- | 0 | 0 | 1 | 2-0 | ---- | ---- | 0 | 0.0 | 0.0 | 0.0 |
| 73-74 | 9 | 29 | 5-10 | .500 | 2-2 | 1.000 | 9-5 | 14 | 3 | 12-0 | 2 | ---- | 1 | 12 | 1.6 | 0.3 | 1.3 |
| Total | 15 | 45 | 5-14 | .364 | 2-2 | 1.000 | 9-5 | 14 | 4 | 14-0 | 2 | ---- | 1 | 12 | 0.9 | 0.3 | 0.8 |

KEVIN DUCKWORTH - 7-0 - 290 - Born 4/1/64 - Eastern Illinois - Drafted by SA, Second Round, 1986

| Season | G-GS | MIN | FGM-A | PCT | FTM-A | PCT | OFF-DEF | TOT | AST | PF-D | ST | TO | BS | TP | RPG | APG | PPG |
|--------|------|-----|-------|------|-------|------|---------|-----|-----|------|----|----|----|----|-----|-----|-----|
| 95-96 | 8-1 | 58 | 3-14 | .214 | 3-6 | .500 | 2-5 | 7 | 2 | 19-0 | 2 | 2 | 0 | 9 | 0.9 | 0.3 | 1.1 |

Three-point field goals: None attempted

MIKE DUNLEAVY - 6-3 - 180 - Born 3/21/54 - South Carolina - Drafted by Philadelphia, Sixth Round, 1976

| Season | G-GS | MIN | FGM-A | PCT | FTM-A | PCT | OFF-DEF | TOT | AST | PF-D | ST | TO | BS | TP | RPG | APG | PPG |
|--------|-------|-----|---------|------|-------|------|---------|-----|-----|-------|----|----|----|-----|-----|-----|------|
| 83-84 | 17-12 | 404 | 70-127 | .551 | 32-40 | .800 | 6-22 | 28 | 78 | 51-0 | 12 | 36 | 1 | 191 | 1.6 | 4.6 | 11.2 |
| 84-85 | 19-19 | 433 | 64-135 | .474 | 25-29 | .862 | 6-25 | 31 | 85 | 55-1 | 15 | 40 | 3 | 169 | 1.6 | 4.5 | 8.9 |
| 88-89 | 2-0 | 5 | 1-2 | .500 | 0-0 | .000 | 0-0 | 0 | 0 | 0-0 | 0 | 0 | 0 | 3 | 0.0 | 0.0 | 1.5 |
| 89-90 | 5-0 | 43 | 4-14 | .286 | 7-8 | .875 | 0-2 | 2 | 10 | 7-0 | 1 | 8 | 0 | 17 | 0.4 | 2.0 | 3.4 |
| Total | 43-31 | 885 | 139-278 | .500 | 64-77 | .831 | 12-49 | 61 | 173 | 113-1 | 28 | 84 | 4 | 380 | 1.4 | 4.0 | 8.8 |

Three-point field goals: 19-45 (.422) '83-84; 16-47 (.340) '84-85; 1-2 (.500) '88-89; 4-14 (.286) '89-90; Total 40-108 (.370).

Playoffs

| | | | | | | | | | | | | | | | | | |
|-------|-------|-----|--------|------|-------|------|-------|----|----|------|----|----|---|-----|-----|-----|------|
| 83-84 | 15-15 | 393 | 59-129 | .457 | 33-36 | .917 | 10-25 | 35 | 46 | 59-2 | 17 | 35 | 0 | 169 | 2.3 | 3.1 | 11.3 |
|-------|-------|-----|--------|------|-------|------|-------|----|----|------|----|----|---|-----|-----|-----|------|

Three-point field goals: 18-50 (.360).

JIM EAKINS - 6-11 - 215 - Born 5/24/46 - Brigham Young - Not Drafted

| Season | G-GS | MIN | FGM-A | PCT | FTM-A | PCT | OFF-DEF | TOT | AST | PF-D | ST | TO | BS | TP | RPG | APG | PPG |
|--------|------|-----|-------|------|-------|------|---------|-----|-----|------|----|----|----|----|-----|-----|-----|
| 77-78 | 17-0 | 155 | 14-34 | .412 | 21-26 | .808 | 12-17 | 29 | 12 | 25-0 | 4 | 9 | 9 | 49 | 1.7 | 0.7 | 2.9 |

Playoffs

| | | | | | | | | | | | | | | | | | |
|-------|-----|----|-----|------|-----|------|-----|---|---|-----|---|---|---|---|-----|-----|-----|
| 77-78 | 3-0 | 18 | 1-5 | .200 | 0-0 | .000 | 1-0 | 1 | 1 | 2-0 | 1 | 1 | 0 | 2 | 0.3 | 0.3 | 0.7 |
|-------|-----|----|-----|------|-----|------|-----|---|---|-----|---|---|---|---|-----|-----|-----|

ACIE EARL - 6-10 - 240 - Born 6/23/70 - Iowa - Drafted by Boston, First Round, 1993

| Season | G-GS | MIN | FGM-A | PCT | FTM-A | PCT | OFF-DEF | TOT | AST | PF-D | ST | TO | BS | TP | RPG | APG | PPG |
|--------|------|-----|-------|------|-------|------|---------|-----|-----|------|----|----|----|----|-----|-----|-----|
| 96-97 | 9-0 | 43 | 8-23 | .348 | 10-14 | .714 | 2-9 | 11 | 2 | 7-0 | 3 | 2 | 1 | 26 | 1.2 | 0.2 | 2.9 |

Three-point field goals: None attempted.

THEODORE EDWARDS - 6-4 - 228 - Born 10/31/65 - East Carolina - Drafted by Utah, First Round, 1989

| Season | G-GS | MIN | FGM-A | PCT | FTM-A | PCT | OFF-DEF | TOT | AST | PF-D | ST | TO | BS | TP | RPG | APG | PPG |
|--------|---------|------|----------|------|---------|------|---------|-----|-----|-------|-----|-----|----|------|-----|-----|------|
| 92-93 | 82-81 | 2729 | 554-1083 | .512 | 237-300 | .790 | 123-259 | 382 | 214 | 242-1 | 129 | 175 | 45 | 1382 | 4.7 | 2.6 | 16.9 |
| 93-94 | 82-64 | 2322 | 382-800 | .478 | 151-189 | .799 | 104-225 | 329 | 171 | 235-1 | 83 | 146 | 27 | 953 | 4.0 | 2.1 | 11.6 |
| Total | 164-145 | 5051 | 936-1883 | .497 | 388-489 | .793 | 227-484 | 711 | 385 | 477-2 | 212 | 321 | 72 | 2335 | 4.3 | 2.3 | 14.2 |

Three-point field goals: 37-106 (.349) '92-93; 38-106 (.358) '93-94; Total 75-212 (.354).

DALE ELLIS - 6-7 - 220 - Born 8/6/60 - Tennessee - Drafted by Dallas, First Round, 1983

| Season | G-GS | MIN | FGM-A | PCT | FTM-A | PCT | OFF-DEF | TOT | AST | PF-D | ST | TO | BS | TP | RPG | APG | PPG |
|--------|--------|------|----------|------|---------|------|---------|-----|-----|-------|----|-----|----|------|-----|-----|------|
| 90-91 | 21-0 | 624 | 159-327 | .486 | 58-82 | .707 | 38-43 | 81 | 31 | 53-1 | 16 | 32 | 5 | 406 | 3.9 | 1.5 | 19.3 |
| 91-92 | 81-11 | 2191 | 485-1034 | .469 | 164-212 | .774 | 92-161 | 253 | 104 | 151-0 | 57 | 119 | 18 | 1272 | 3.1 | 1.3 | 15.7 |
| 99-00 | 18-0 | 324 | 47-101 | .465 | 6-9 | .667 | 7-27 | 34 | 6 | 23-0 | 6 | 7 | 0 | 123 | 1.9 | 3.0 | 6.8 |
| Total | 120-11 | 3139 | 691-1462 | .473 | 228-303 | .752 | 137-231 | 368 | 141 | 227-1 | 79 | 158 | 23 | 1801 | 3.0 | 1.2 | 15.0 |

Three-point field goals: 30-68 (.441) '90-91; 138-329 (.419) '91-92; 23-65 (.354) '99-00; Total 191-462 (.413).

LEN ELMORE - 6-9 - 220 - Born 3/28/52 - Maryland - Drafted by Washington, First Round, 1974

| Season | G-GS | MIN | FGM-A | PCT | FTM-A | PCT | OFF-DEF | TOT | AST | PF-D | ST | TO | BS | TP | RPG | APG | PPG |
|--------|------|-----|--------|------|-------|------|---------|-----|-----|-------|----|----|----|-----|-----|-----|-----|
| 80-81 | 72-0 | 925 | 76-212 | .358 | 54-75 | .720 | 68-140 | 208 | 69 | 178-3 | 37 | 44 | 52 | 206 | 2.9 | 0.9 | 2.9 |

Three-point field goals: None attempted.

FRANCISCO ELSON - 7-0 - 240 - Born 2/28/76 - California - Drafted by Denver, Second Round, 1999

| Season | G-GS | MIN | FGM-A | PCT | FTM-A | PCT | OFF-DEF | TOT | AST | PF-D | ST | TO | BS | TP | RPG | APG | PPG |
|--------|-------|------|--------|------|-------|-------|---------|-----|-----|-------|----|----|----|-----|-----|-----|-----|
| 08-09 | 59-23 | 977 | 83-169 | .491 | 33-39 | .846 | 100-129 | 229 | 32 | 144-1 | 36 | 48 | 36 | 200 | 3.9 | 0.5 | 3.4 |
| 09-10 | 11-0 | 62 | 4-13 | .308 | 2-2 | 1.000 | 5-8 | 13 | 2 | 7-0 | 1 | 1 | 0 | 10 | 1.2 | 0.2 | 0.9 |
| Total | 70-23 | 1039 | 87-182 | .478 | 35-41 | .854 | 105-137 | 242 | 34 | 151-1 | 37 | 49 | 36 | 210 | 3.5 | 0.5 | 3.0 |

Three-point field goals: 1-4 (.250) '08-09; 0-0 (---) '09-10; Total 1-4 (.250).

WAYNE EMBRY - 6-8 - 255 - Born 3/26/37 - Miami (OH) - Drafted by St. Louis, Third Round, 1958

| Season | G-GS | MIN | FGM-A | PCT | FTM-A | PCT | OFF-DEF | TOT | AST | PF-D | ST | TO | BS | TP | RPG | APG | PPG |
|--------|------|------|---------|------|---------|------|---------|-----|-----|-------|-----|-----|-----|------|-----|-----|------|
| 68-69 | 78 | 2355 | 382-894 | .427 | 259-390 | .664 | --- | 672 | 149 | 302-8 | --- | --- | --- | 1023 | 8.6 | 1.9 | 13.1 |

CHRIS ENGLER - 7-0 - 248 - Born 3/1/59 - Wyoming - Drafted by Golden State, Third Round, 1982

| Season | G-GS | MIN | FGM-A | PCT | FTM-A | PCT | OFF-DEF | TOT | AST | PF-D | ST | TO | BS | TP | RPG | APG | PPG |
|--------|------|-----|-------|------|-------|-------|---------|-----|-----|------|----|----|----|----|-----|-----|-----|
| 84-85 | 1-0 | 3 | 0-2 | .000 | 0-0 | .000 | 1-0 | 1 | 0 | 0-0 | 0 | 0 | 1 | 0 | 1.0 | 0.0 | 0.0 |
| 86-87 | 5-0 | 48 | 3-12 | .250 | 1-1 | 1.000 | 3-13 | 16 | 3 | 10-0 | 1 | 0 | 1 | 7 | 3.2 | 0.6 | 1.4 |
| Total | 6-0 | 51 | 3-14 | .214 | 1-1 | 1.000 | 4-13 | 17 | 3 | 10-0 | 1 | 0 | 2 | 7 | 2.8 | 0.5 | 1.2 |

Three-point field goals: None attempted.

Playoffs

| | | | | | | | | | | | | | | | | | |
|-------|-----|---|-----|-------|-----|------|-----|---|---|-----|---|---|---|---|-----|-----|-----|
| 84-85 | 1-0 | 6 | 1-1 | 1.000 | 0-0 | .000 | 0-2 | 2 | 0 | 2-0 | 0 | 0 | 0 | 2 | 2.0 | 0.0 | 2.0 |
|-------|-----|---|-----|-------|-----|------|-----|---|---|-----|---|---|---|---|-----|-----|-----|

Three-point field goals: None attempted.

ALL-TIME ROSTER

GENERAL
INFO

FRONT
OFFICE

PLAYERS

2011-12
SEASON

STATS &
RECORDS

HISTORY

NBA

OPPONENTS

MEDIA

ALEX ENGLISH - 6-8 - 190 - Born 1/5/54 - South Carolina - Drafted by Milwaukee, Second Round, 1976

| Season | G-GS | MIN | FGM-A | PCT | FTM-A | PCT | OFF-DEF | TOT | AST | PF-D | ST | TO | BS | TP | RPG | APG | PPG |
|--------|-------|------|---------|------|---------|------|---------|-----|-----|-------|----|-----|----|------|-----|-----|-----|
| 76-77 | 60-0 | 648 | 132-277 | .477 | 46-60 | .767 | 68-100 | 168 | 25 | 78-0 | 17 | — | 18 | 310 | 2.8 | 0.4 | 5.2 |
| 77-78 | 82-4 | 1552 | 343-633 | .542 | 104-143 | .727 | 144-251 | 395 | 129 | 178-1 | 41 | 37 | 55 | 790 | 4.8 | 1.6 | 9.6 |
| Total | 142-4 | 2200 | 475-910 | .522 | 150-203 | .739 | 212-351 | 563 | 154 | 266-1 | 58 | 137 | 73 | 1100 | 4.0 | 1.1 | 7.7 |

Playoffs

| | | | | | | | | | | | | | | | | | |
|-------|-----|-----|-------|------|-------|------|-------|----|----|------|---|----|---|-----|-----|-----|------|
| 77-78 | 9-0 | 208 | 48-78 | .615 | 25-32 | .781 | 16-26 | 42 | 13 | 20-0 | 6 | 12 | 7 | 121 | 4.7 | 1.4 | 13.4 |
|-------|-----|-----|-------|------|-------|------|-------|----|----|------|---|----|---|-----|-----|-----|------|

MIKE EVANS - 6-1 - 170 - Born 4/19/55 - Kansas State - Drafted by Denver, First Round, 1978

| Season | G-GS | MIN | FGM-A | PCT | FTM-A | PCT | OFF-DEF | TOT | AST | PF-D | ST | TO | BS | TP | RPG | APG | PPG |
|--------|------|------|---------|------|-------|------|---------|-----|-----|-------|----|----|----|-----|-----|-----|-----|
| 80-81 | 71-0 | 911 | 134-291 | .460 | 50-64 | .781 | 22-65 | 87 | 167 | 114-0 | 34 | 72 | 4 | 320 | 1.2 | 2.4 | 4.5 |
| 81-82 | 14-0 | 196 | 24-51 | .471 | 8-12 | .667 | 3-9 | 12 | 22 | 26-1 | 9 | 15 | 0 | 56 | 0.9 | 1.6 | 4.0 |
| Total | 85-0 | 1107 | 158-342 | .462 | 58-76 | .763 | 25-74 | 99 | 189 | 140-1 | 43 | 87 | 4 | 376 | 1.2 | 2.2 | 4.4 |

Three-point field goals: 2-14 (.143) '80-81; 0-2 (.000) '81-82; Total 2-16 (.125).

Playoffs

| | | | | | | | | | | | | | | | | | |
|-------|-----|----|------|------|-----|------|-----|---|---|-----|---|---|---|----|-----|-----|-----|
| 80-81 | 4-0 | 38 | 9-17 | .529 | 7-8 | .875 | 0-1 | 1 | 6 | 9-0 | 0 | 3 | 1 | 25 | 0.3 | 1.5 | 6.3 |
|-------|-----|----|------|------|-----|------|-----|---|---|-----|---|---|---|----|-----|-----|-----|

Three-point field goals: 0-2 (.000).

JAMIE FEICK - 6-8 - 255 - Born 7/3/74 - Michigan State - Drafted by Philadelphia, Second Round, 1996

| Season | G-GS | MIN | FGM-A | PCT | FTM-A | PCT | OFF-DEF | TOT | AST | PF-D | ST | TO | BS | TP | RPG | APG | PPG |
|--------|------|-----|-------|------|-------|------|---------|-----|-----|------|----|----|----|-----|-----|-----|-----|
| 97-98 | 45-2 | 450 | 39-90 | .433 | 20-41 | .488 | 45-79 | 124 | 16 | 67-0 | 25 | 21 | 17 | 102 | 2.8 | 0.4 | 2.3 |
| 98-99 | 2-0 | 3 | 0-1 | .000 | 0-0 | ---- | 0-2 | 2 | 0 | 0-0 | 0 | 0 | 0 | 0 | 1.0 | 0.0 | 0.0 |
| Total | 47-2 | 453 | 39-91 | .429 | 20-41 | .488 | 45-81 | 126 | 16 | 67-0 | 25 | 21 | 17 | 102 | 2.7 | 0.3 | 2.3 |

Three-point field goals: 4-13 (.308) '97-98.

KENNY FIELDS - 6-5 - 240 - Born 2/9/62 - UCLA - Drafted by Milwaukee, First Round, 1984

| Season | G-GS | MIN | FGM-A | PCT | FTM-A | PCT | OFF-DEF | TOT | AST | PF-D | ST | TO | BS | TP | RPG | APG | PPG |
|--------|-------|------|---------|------|---------|------|---------|-----|-----|-------|----|-----|----|-----|-----|-----|-----|
| 84-85 | 51-1 | 535 | 84-191 | .440 | 27-36 | .750 | 41-43 | 84 | 38 | 84-2 | 9 | 32 | 10 | 195 | 1.6 | 0.7 | 3.8 |
| 85-86 | 78-3 | 1120 | 204-398 | .513 | 91-132 | .689 | 59-144 | 203 | 79 | 170-3 | 51 | 77 | 15 | 499 | 2.6 | 1.0 | 6.4 |
| 86-87 | 4-0 | 22 | 6-8 | .750 | 1-5 | .200 | 0-2 | 2 | 1 | 3-0 | 1 | 1 | 0 | 13 | 0.5 | 0.3 | 3.3 |
| Total | 133-4 | 1687 | 294-597 | .492 | 119-173 | .688 | 100-189 | 289 | 118 | 257-5 | 61 | 110 | 25 | 707 | 2.2 | 0.9 | 5.3 |

Three-point field goals: 0-4 (.000) '85-86.

Playoffs

| | | | | | | | | | | | | | | | | | |
|-------|------|-----|-------|------|-------|------|------|----|----|------|---|----|---|----|-----|-----|-----|
| 85-86 | 12-4 | 158 | 38-69 | .551 | 12-23 | .522 | 7-21 | 28 | 10 | 23-0 | 8 | 16 | 0 | 89 | 2.3 | 0.8 | 7.4 |
|-------|------|-----|-------|------|-------|------|------|----|----|------|---|----|---|----|-----|-----|-----|

Three-point field goals: 1-3 (.333).

MARCUS FIZER - 6-8 - 260 - Born 8/10/78 - Iowa State - Drafted by Chicago, First Round, 2000

| Season | G-GS | MIN | FGM-A | PCT | FTM-A | PCT | OFF-DEF | TOT | AST | PF-D | ST | TO | BS | TP | RPG | APG | PPG |
|--------|------|-----|---------|------|--------|------|---------|-----|-----|------|----|----|----|-----|-----|-----|-----|
| 04-05 | 54-0 | 903 | 133-292 | .455 | 70-103 | .680 | 29-146 | 175 | 64 | 96-0 | 25 | 63 | 13 | 336 | 3.2 | 1.2 | 6.2 |

Three-point field goals: 0-6 (.000).

PHIL FORD - 6-2 -183 - Born 2/9/56 - North Carolina - Drafted by Kansas City, First Round, 1978

| Season | G-GS | MIN | FGM-A | PCT | FTM-A | PCT | OFF-DEF | TOT | AST | PF-D | ST | TO | BS | TP | RPG | APG | PPG |
|--------|-------|------|--------|------|--------|------|---------|-----|-----|-------|----|-----|----|-----|-----|-----|-----|
| 82-83 | 70-56 | 1447 | 93-410 | .471 | 90-113 | .796 | 18-78 | 96 | 252 | 158-2 | 46 | 113 | 3 | 477 | 1.4 | 3.6 | 6.8 |

Three-point field goals: 1-8 (.125).

T.J. FORD - 6-0 -165 - Born 3/24/83 - Texas - Drafted by Milwaukee, First Round, 2003

| Season | G-GS | MIN | FGM-A | PCT | FTM-A | PCT | OFF-DEF | TOT | AST | PF-D | ST | TO | BS | TP | RPG | APG | PPG |
|-----------------------|---------|------|----------|------|---------|------|---------|-----|-----|-------|-----|-----|----|------|-----|-----|------|
| 03-04 | 55-55 | 1472 | 153-398 | .384 | 80-98 | .816 | 37-140 | 177 | 356 | 123-0 | 60 | 139 | 3 | 391 | 3.2 | 6.5 | 7.1 |
| 04-05 - Injured - DNP | | | | | | | | | | | | | | | | | |
| 05-06 | 72-70 | 2557 | 328-789 | .416 | 187-248 | .754 | 63-248 | 311 | 473 | 196-3 | 104 | 219 | 7 | 878 | 4.3 | 6.6 | 12.2 |
| Total | 127-125 | 4029 | 481-1187 | .405 | 267-346 | .772 | 100-388 | 488 | 829 | 319-3 | 164 | 358 | 10 | 1269 | 3.8 | 6.5 | 10.0 |

Three-point field goals: 5-21 (.238) '03-04; 35-104 (.337) '05-06

Playoffs

| | | | | | | | | | | | | | | | | | |
|-------|-----|-----|-------|------|-------|------|------|----|----|------|---|----|---|----|-----|-----|------|
| 05-06 | 5-5 | 162 | 25-51 | .490 | 11-12 | .917 | 3-17 | 20 | 32 | 20-0 | 3 | 16 | 0 | 63 | 4.0 | 6.4 | 12.6 |
|-------|-----|-----|-------|------|-------|------|------|----|----|------|---|----|---|----|-----|-----|------|

Three-point field goals: 1-2 (.500).

GREG FOSTER - 6-11 -250 - Born 10/3/68 - Texas-El Paso - Drafted by Washington, Second Round, 1990

| Season | G-GS | MIN | FGM-A | PCT | FTM-A | PCT | OFF-DEF | TOT | AST | PF-D | ST | TO | BS | TP | RPG | APG | PPG |
|--------|------|-----|-------|------|-------|------|---------|-----|-----|------|----|----|----|----|-----|-----|-----|
| 93-94 | 3-0 | 19 | 4-7 | .571 | 2-2 | 1.00 | 0-3 | 3 | 0 | 3-0 | 0 | 1 | 1 | 10 | 1.0 | 0.0 | 3.3 |
| 01-02 | 6-0 | 24 | 2-9 | .222 | 3-4 | .750 | 0-8 | 8 | 1 | 4-0 | 0 | 0 | 0 | 7 | 1.3 | 0.2 | 1.2 |
| Total | 9-0 | 43 | 6-16 | .375 | 5-6 | .833 | 0-11 | 11 | 1 | 7-0 | 0 | 1 | 1 | 17 | 1.2 | 0.1 | 1.9 |

Three-point field goals: 0-4 (.000) '01-02.

JIM FOX - 6-10 -230 - Born 4/7/43 - South Carolina - Drafted by Cincinnati, Eighth Round, 1965

| Season | G-GS | MIN | FGM-A | PCT | FTM-A | PCT | OFF-DEF | TOT | AST | PF-D | ST | TO | BS | TP | RPG | APG | PPG |
|--------|------|-----|---------|------|-------|------|---------|-----|-----|-------|----|------|----|-----|-----|-----|-----|
| 75-76 | 70-4 | 918 | 105-203 | .517 | 62-79 | .785 | 82-153 | 235 | 42 | 129-1 | 27 | ---- | 16 | 272 | 3.4 | 0.6 | 3.9 |

Playoffs

| | | | | | | | | | | | | | | | | | |
|-------|---|----|-----|------|-----|-------|-----|---|---|-----|---|------|---|----|-----|-----|-----|
| 75-76 | 3 | 33 | 4-5 | .800 | 2-2 | 1.000 | 2-5 | 7 | 3 | 8-0 | 0 | ---- | 1 | 10 | 2.3 | 1.0 | 3.3 |
|-------|---|----|-----|------|-----|-------|-----|---|---|-----|---|------|---|----|-----|-----|-----|

GARY FREEMAN - 6-9 - 208 - Born 7/25/48 - Oregon State - Drafted by Milwaukee, First Round, 1970

| Season | G-GS | MIN | FGM-A | PCT | FTM-A | PCT | OFF-DEF | TOT | AST | PF-D | ST | TO | BS | TP | RPG | APG | PPG |
|--------|------|-----|--------|------|-------|------|---------|-----|-----|------|------|------|------|-----|-----|-----|-----|
| 70-71 | 41-0 | 335 | 62-122 | .508 | 28-38 | .737 | ---- | 98 | 31 | 63-0 | ---- | ---- | ---- | 152 | 2.4 | 0.8 | 3.7 |

ALL-TIME ROSTER

DAN GADZURIC - 6-11 - 245 - Born 2/2/78 - UCLA - Drafted by Milwaukee, Second Round, 2002

| Season | G-GS | MIN | FGM-A | PCT | FTM-A | PCT | OFF-DEF | TOT | AST | PF-D | ST | TO | BS | TP | RPG | APG | PPG |
|--------|---------|------|----------|------|---------|------|----------|------|-----|---------|-----|-----|-----|------|-----|-----|-----|
| 02-03 | 49-30 | 760 | 70-145 | .483 | 29-56 | .518 | 66-131 | 197 | 9 | 125-3 | 22 | 27 | 52 | 169 | 4.0 | 0.2 | 3.4 |
| 03-04 | 75-0 | 1260 | 183-349 | .524 | 58-118 | .492 | 126-220 | 346 | 28 | 186-0 | 51 | 45 | 105 | 424 | 4.6 | 0.4 | 5.7 |
| 04-05 | 81-81 | 1783 | 243-451 | .539 | 107-199 | .538 | 261-413 | 674 | 30 | 224-1 | 47 | 81 | 106 | 593 | 8.3 | 0.4 | 7.3 |
| 05-06 | 74-0 | 885 | 171-309 | .553 | 41-89 | .461 | 91-141 | 232 | 24 | 171-2 | 25 | 35 | 43 | 383 | 3.1 | 0.3 | 5.2 |
| 06-07 | 54-8 | 840 | 108-228 | .474 | 42-90 | .467 | 94-152 | 246 | 29 | 141-3 | 22 | 49 | 32 | 258 | 4.6 | 0.5 | 4.8 |
| 07-08 | 51-4 | 534 | 64-154 | .416 | 33-63 | .524 | 67-77 | 144 | 11 | 83-0 | 20 | 34 | 24 | 161 | 2.8 | 0.2 | 3.2 |
| 08-09 | 67-26 | 941 | 117-244 | .480 | 37-68 | .544 | 95-160 | 255 | 39 | 162-4 | 32 | 41 | 43 | 271 | 3.8 | 0.6 | 4.0 |
| 09-10 | 32-6 | 314 | 39-89 | .438 | 10-25 | .400 | 38-54 | 92 | 12 | 63-0 | 9 | 15 | 13 | 88 | 2.9 | 0.4 | 2.8 |
| Total | 483-155 | 7317 | 995-1969 | .505 | 357-708 | .504 | 838-1348 | 2186 | 182 | 1155-13 | 228 | 327 | 418 | 2347 | 4.5 | 0.4 | 4.9 |

Three-point field goals: 0-1 (.000) '02-03; 0-1 (.000) '03-04; 0-0 (---) '04-05; 0-1 (.000) '05-06; 0-1 (.000) '06-07; 0-1 (.000) '07-08; 0-2 (.000) '08-09; 0-0 (---); Total 0-7 (.000).

Playoffs

| | | | | | | | | | | | | | | | | | |
|-------|------|-----|-------|------|-----|------|-------|----|---|------|---|---|---|----|-----|-----|-----|
| 03-04 | 1-0 | 9 | 2-5 | .500 | 0-1 | .000 | 0-1 | 1 | 2 | 1-0 | 1 | 0 | 0 | 4 | 1.0 | 2.0 | 4.0 |
| 05-06 | 4-0 | 16 | 8-9 | .889 | 1-2 | .500 | 2-2 | 4 | 0 | 3-0 | 0 | 0 | 1 | 17 | 1.0 | 0.0 | 4.3 |
| 09-10 | 7-0 | 76 | 9-17 | .529 | 1-4 | .250 | 10-14 | 24 | 1 | 15-0 | 1 | 6 | 5 | 40 | 2.7 | 0.1 | 3.4 |
| Total | 12-0 | 101 | 19-30 | .633 | 2-7 | .286 | 12-17 | 29 | 3 | 19-0 | 2 | 6 | 6 | 40 | 2.4 | 0.3 | 3.3 |

Three-point field goals: None attempted.

REECE GAINES - 6-6 - 205 - Born 1/7/81 - Louisville - Drafted by Orlando, First Round, 2003

| Season | G-GS | MIN | FGM-A | PCT | FTM-A | PCT | OFF-DEF | TOT | AST | PF-D | ST | TO | BS | TP | RPG | APG | PPG |
|--------|------|-----|-------|------|-------|------|---------|-----|-----|------|----|----|----|----|-----|-----|-----|
| 04-05 | 11-0 | 79 | 7-23 | .304 | 0-0 | .000 | 1-2 | 3 | 4 | 5-0 | 2 | 3 | 1 | 15 | 0.3 | 0.4 | 1.4 |
| 05-06 | 12-0 | 54 | 6-12 | .500 | 1-4 | .250 | 0-0 | 0 | 3 | 1-0 | 1 | 1 | 0 | 13 | 0.0 | 0.3 | 1.1 |
| Total | 23-0 | 133 | 13-35 | .371 | 1-4 | .250 | 1-2 | 3 | 7 | 6-0 | 3 | 4 | 1 | 28 | 0.1 | 0.3 | 1.2 |

Three-point field goals: 1-2 (.500) '04-05; 0-2 (.000) '05-06

DAVE GAMBEE - 6-6 - 215 - Born 4/16/37 - Oregon State - Drafted by St. Louis, First Round, 1958

| Season | G-GS | MIN | FGM-A | PCT | FTM-A | PCT | OFF-DEF | TOT | AST | PF-D | ST | TO | BS | TP | RPG | APG | PPG |
|--------|------|-----|---------|------|---------|------|---------|-----|-----|------|------|------|------|-----|-----|-----|------|
| 68-69 | 34 | 624 | 150-323 | .464 | 110-133 | .827 | ---- | 179 | 32 | 99-4 | ---- | ---- | ---- | 410 | 5.3 | 0.9 | 12.1 |

DICK GARRETT - 6-3 - 185 - Born 1/31/47 - Southern Illinois - Drafted by LA Lakers, Second Round, 1969

| Season | G-GS | MIN | FGM-A | PCT | FTM-A | PCT | OFF-DEF | TOT | AST | PF-D | ST | TO | BS | TP | RPG | APG | PPG |
|--------|------|-----|-------|------|-------|------|---------|-----|-----|------|----|------|----|----|-----|-----|-----|
| 73-74 | 15-0 | 87 | 11-35 | .314 | 5-6 | .833 | 5-9 | 14 | 9 | 15-0 | 3 | ---- | 0 | 27 | 0.9 | 0.6 | 1.8 |

Playoffs

| | | | | | | | | | | | | | | | | | |
|-------|---|----|-----|------|-----|------|-----|---|---|-----|---|------|---|---|-----|-----|-----|
| 73-74 | 8 | 46 | 2-7 | .286 | 2-4 | .500 | 1-2 | 3 | 7 | 7-0 | 2 | ---- | 0 | 6 | 0.4 | 0.9 | 0.8 |
|-------|---|----|-----|------|-----|------|-----|---|---|-----|---|------|---|---|-----|-----|-----|

ROWLAND GARRETT - 6-8 - 212 - Born 7/16/50 - Florida State - Drafted by Chicago, Fifth Round, 1972

| Season | G-GS | MIN | FGM-A | PCT | FTM-A | PCT | OFF-DEF | TOT | AST | PF-D | ST | TO | BS | TP | RPG | APG | PPG |
|--------|------|-----|--------|------|-------|------|---------|-----|-----|------|----|------|----|-----|-----|-----|-----|
| 76-77 | 33-0 | 383 | 66-146 | .452 | 23-29 | .739 | 27-45 | 72 | 20 | 50-0 | 14 | ---- | 7 | 155 | 2.2 | 0.6 | 4.7 |

CHRIS GATLING - 6-10 - 235 - Born 9/3/67 - Old Dominion - Drafted by Golden State, First Round, 1991

| Season | G-GS | MIN | FGM-A | PCT | FTM-A | PCT | OFF-DEF | TOT | AST | PF-D | ST | TO | BS | TP | RPG | APG | PPG |
|--------|------|-----|--------|------|-------|------|---------|-----|-----|-------|----|----|----|-----|-----|-----|-----|
| 98-99 | 48-3 | 775 | 17-265 | .442 | 37-93 | .398 | 52-127 | 179 | 32 | 118-0 | 32 | 62 | 10 | 272 | 3.7 | 0.7 | 5.7 |

Three-point field goals: 0-1 (.000).

Playoffs

| | | | | | | | | | | | | | | | | | |
|-------|-----|----|-----|------|-----|------|-----|---|---|-----|---|---|---|---|-----|-----|-----|
| 98-99 | 2-0 | 12 | 0-2 | .000 | 0-2 | .000 | 1-2 | 3 | 0 | 3-0 | 1 | 2 | 0 | 0 | 1.5 | 0.0 | 0.0 |
|-------|-----|----|-----|------|-----|------|-----|---|---|-----|---|---|---|---|-----|-----|-----|

Three-point field goals: None attempted.

TATE GEORGE - 6-5 - 205 - Born 5/29/68 - Connecticut - Drafted by New Jersey, First Round, 1990

| Season | G-GS | MIN | FGM-A | PCT | FTM-A | PCT | OFF-DEF | TOT | AST | PF-D | ST | TO | BS | TP | RPG | APG | PPG |
|--------|------|-----|-------|------|-------|-------|---------|-----|-----|------|----|----|----|----|-----|-----|-----|
| 94-95 | 3-0 | 8 | 1-3 | .333 | 2-2 | 1.000 | 1-0 | 1 | 0 | 1-0 | 0 | 2 | 0 | 4 | 0.3 | 0.0 | 1.3 |

Three-point field goals: 0-1 (.000).

JOHN GIANELLI - 6-10 - 225 - Born 6/10/50 - Pacific - Drafted by Houston, Second Round, 1972

| Season | G-GS | MIN | FGM-A | PCT | FTM-A | PCT | OFF-DEF | TOT | AST | PF-D | ST | TO | BS | TP | RPG | APG | PPG |
|--------|--------|------|----------|------|---------|------|---------|-----|-----|-------|----|-----|-----|------|-----|-----|-----|
| 77-78 | 82-60 | 2327 | 307-629 | .488 | 79-123 | .642 | 166-343 | 509 | 192 | 189-4 | 54 | 147 | 92 | 693 | 6.2 | 2.3 | 8.5 |
| 78-79 | 82-33 | 2057 | 256-527 | .486 | 72-102 | .706 | 122-286 | 408 | 160 | 196-4 | 44 | 106 | 106 | 584 | 5.0 | 2.0 | 7.1 |
| Total | 164-93 | 4384 | 563-1156 | .487 | 151-225 | .671 | 288-629 | 917 | 352 | 385-8 | 98 | 253 | 198 | 1277 | 5.6 | 2.1 | 7.8 |

Playoffs

| | | | | | | | | | | | | | | | | | |
|-------|-----|-----|-------|------|-------|------|-------|----|----|------|---|----|----|----|-----|-----|-----|
| 77-78 | 9-9 | 290 | 25-59 | .424 | 20-26 | .769 | 16-42 | 58 | 14 | 24-0 | 8 | 13 | 11 | 70 | 6.4 | 1.6 | 7.8 |
|-------|-----|-----|-------|------|-------|------|-------|----|----|------|---|----|----|----|-----|-----|-----|

EDDIE GILL - 6-0 - 190 - Born 8/16/78 - Weber State - Not Drafted

| Season | G-GS | MIN | FGM-A | PCT | FTM-A | PCT | OFF-DEF | TOT | AST | PF-D | ST | TO | BS | TP | RPG | APG | PPG |
|--------|------|-----|-------|------|-------|-----|---------|-----|-----|------|----|----|----|----|-----|-----|-----|
| 08-09 | 6-0 | 43 | 6-9 | .667 | 0-0 | --- | 0-4 | 4 | 11 | 10-0 | 3 | 5 | 1 | 14 | 0.7 | 1.8 | 2.3 |

Three-point field goals: 2-3 (.667).

KENDALL GILL - 6-5 - 216 - Born 5/25/68 - Illinois - Drafted by Charlotte, First Round, 1990

| Season | G-GS | MIN | FGM-A | PCT | FTM-A | PCT | OFF-DEF | TOT | AST | PF-D | ST | TO | BS | TP | RPG | APG | PPG |
|--------|------|-----|-------|------|-------|------|---------|-----|-----|------|----|----|----|----|-----|-----|-----|
| 04-05 | 14-0 | 284 | 32-80 | .400 | 18-20 | .900 | 11-26 | 37 | 27 | 37-0 | 14 | 9 | 4 | 85 | 2.6 | 1.9 | 6.1 |

Three-point field goals: 3-9 (.333).

ARMEN GILLIAM - 6-9 - 260 - Born 5/28/64 - UNLV - Drafted by Phoenix, First Round, 1987

| Season | G-GS | MIN | FGM-A | PCT | FTM-A | PCT | OFF-DEF | TOT | AST | PF-D | ST | TO | BS | TP | RPG | APG | PPG |
|--------|--------|------|----------|------|---------|------|---------|------|-----|-------|-----|-----|----|------|-----|-----|------|
| 96-97 | 80-25 | 2050 | 246-522 | .471 | 199-259 | .768 | 136-361 | 497 | 53 | 206-0 | 61 | 105 | 40 | 691 | 6.2 | 0.7 | 8.6 |
| 97-98 | 82-25 | 2114 | 327-676 | .484 | 267-333 | .802 | 146-293 | 439 | 104 | 177-1 | 65 | 148 | 37 | 921 | 5.4 | 1.3 | 11.2 |
| 98-99 | 34-5 | 668 | 101-223 | .453 | 79-101 | .782 | 33-93 | 126 | 19 | 48-0 | 22 | 36 | 12 | 281 | 3.7 | 0.6 | 8.3 |
| Total | 196-55 | 4832 | 674-1421 | .474 | 545-693 | .786 | 315-747 | 1062 | 176 | 431-1 | 148 | 289 | 89 | 1893 | 5.4 | 0.9 | 9.7 |

Three-point field goals: 0-4 (.000) '97-98; 0-1 (.000) '98-99; Total 0-5 (.000).

Playoffs

| | | | | | | | | | | | | | | | | | |
|-------|-----|----|------|------|-----|------|-----|---|---|-----|---|---|---|----|-----|-----|-----|
| 98-99 | 3-0 | 35 | 6-15 | .400 | 5-5 | 1.00 | 0-5 | 5 | 1 | 4-0 | 2 | 1 | 1 | 17 | 1.7 | 0.3 | 5.7 |
|-------|-----|----|------|------|-----|------|-----|---|---|-----|---|---|---|----|-----|-----|-----|

Three-point field goals: None attempted.

ALL-TIME ROSTER

GENERAL
INFO

FRONT
OFFICE

PLAYERS

2011-12
SEASON

STATS &
RECORDS

HISTORY

NBA

OPPONENTS

MEDIA

MIKE GLENN - 6-2 - 189 - Born 9/10/55 - Southern Illinois - Drafted by Chicago, Second Round, 1977

| Season | G-GS | MIN | FGM-A | PCT | FTM-A | PCT | OFF-DEF | TOT | AST | PF-D | ST | TO | BS | TP | RPG | APG | PPG |
|--------|------|-----|--------|------|-------|------|---------|-----|-----|------|----|----|----|-----|-----|-----|-----|
| 85-86 | 38-1 | 573 | 94-190 | .495 | 47-49 | .959 | 4-53 | 57 | 39 | 42-0 | 9 | 18 | 3 | 235 | 1.5 | 1.0 | 6.2 |
| 86-87 | 4-0 | 34 | 5-13 | .385 | 5-7 | .714 | 0-2 | 2 | 1 | 3-0 | 1 | 0 | 0 | 15 | 0.5 | 0.3 | 3.8 |
| Total | 42-1 | 607 | 99-203 | .488 | 52-56 | .929 | 4-55 | 59 | 40 | 45-0 | 10 | 18 | 3 | 250 | 1.4 | 1.0 | 6.0 |

Three-point field goals: None attempted.

Playoffs

| | | | | | | | | | | | | | | | | | |
|--------------------------|-------------|-----|-------|------|-------|------|-----|----|---|-----|---|---|---|----|-----|-----|-----|
| 85-86 | 10-0 | 114 | 13-36 | .361 | 10-12 | .833 | 3-8 | 11 | 8 | 6-0 | 1 | 5 | 0 | 36 | 1.1 | 0.8 | 3.6 |
| Three-point field goals: | 0-1 (.000). | | | | | | | | | | | | | | | | |

MIKE GMINSKI - 6-11 - 261 - Born 8/3/59 - Duke - Drafted by New Jersey, First Round, 1980

| Season | G-GS | MIN | FGM-A | PCT | FTM-A | PCT | OFF-DEF | TOT | AST | PF-D | ST | TO | BS | TP | RPG | APG | PPG |
|--------|------|-----|-------|------|-------|------|---------|-----|-----|------|----|----|----|----|-----|-----|-----|
| 93-94 | 8-1 | 54 | 5-24 | .208 | 3-4 | .750 | 3-12 | 15 | 0 | 3-0 | 0 | 2 | 3 | 13 | 1.9 | 0.0 | 1.6 |

Three-point field goals: None attempted.

ANTHONY GOLDWIRE - 6-2 - 182 - Born 9/6/71 - Houston - Drafted by Phoenix, Second Round, 1994

| Season | G-GS | MIN | FGM-A | PCT | FTM-A | PCT | OFF-DEF | TOT | AST | PF-D | ST | TO | BS | TP | RPG | APG | PPG |
|--------|------|-----|--------|------|-------|------|---------|-----|-----|------|----|----|----|-----|-----|-----|-----|
| 04-05 | 24-2 | 482 | 53-121 | .438 | 19-23 | .826 | 9-42 | 51 | 78 | 27-0 | 15 | 14 | 0 | 154 | 2.1 | 3.3 | 6.4 |

Three-point field goals: 29-71 (.408)

PAUL GRANT - 7-0 - 245 - Born 1/6/74 - Wisconsin - Drafted by Minnesota, First Round, 1997

| Season | G-GS | MIN | FGM-A | PCT | FTM-A | PCT | OFF-DEF | TOT | AST | PF-D | ST | TO | BS | TP | RPG | APG | PPG |
|--------|------|-----|-------|------|-------|------|---------|-----|-----|------|----|----|----|----|-----|-----|-----|
| 98-99 | 2-0 | 5 | 1-2 | .500 | 0-0 | ---- | 0-0 | 0 | 0 | 0-0 | 1 | 1 | 0 | 2 | 0.0 | 0.0 | 1.0 |

Three-point field goals: None attempted.

JEFF GRAYER - 6-5 - 210 - Born 12/17/65 - Iowa State - Drafted by Milwaukee, First Round, 1988

| Season | G-GS | MIN | FGM-A | PCT | FTM-A | PCT | OFF-DEF | TOT | AST | PF-D | ST | TO | BS | TP | RPG | APG | PPG |
|--------|--------|------|----------|------|---------|------|---------|-----|-----|-------|-----|-----|----|------|-----|-----|-----|
| 88-89 | 11-2 | 200 | 32-73 | .438 | 17-20 | .850 | 14-21 | 35 | 22 | 15-0 | 10 | 19 | 1 | 81 | 3.2 | 2.0 | 7.4 |
| 89-90 | 71-40 | 1427 | 224-487 | .460 | 99-152 | .651 | 94-123 | 217 | 107 | 125-0 | 48 | 82 | 10 | 548 | 3.1 | 1.5 | 7.7 |
| 90-91 | 82-7 | 1422 | 210-485 | .433 | 101-147 | .687 | 111-135 | 246 | 123 | 98-0 | 48 | 86 | 9 | 521 | 3.0 | 1.5 | 6.4 |
| 91-92 | 82-11 | 1659 | 309-689 | .448 | 102-153 | .667 | 129-128 | 257 | 150 | 142-0 | 64 | 105 | 13 | 739 | 3.1 | 1.8 | 9.0 |
| Total | 246-60 | 4708 | 775-1734 | .447 | 319-472 | .676 | 348-407 | 755 | 402 | 380-0 | 170 | 292 | 33 | 1889 | 3.1 | 1.6 | 7.7 |

Three-point field goals: 0-2 (.000) '88-89: 1-8 (.125) '89-90: 0-3 (.000) '90-91: 19-66 (.288) '91-92: Total 20-79 (.253).

Playoffs

| | | | | | | | | | | | | | | | | | |
|-------|-----|----|------|------|-----|------|-----|---|---|-----|---|---|---|----|-----|-----|-----|
| 89-90 | 4-0 | 12 | 0-0 | .000 | 0-0 | .000 | 0-2 | 2 | 1 | 1-0 | 0 | 1 | 0 | 0 | 0.5 | 0.3 | 0.0 |
| 90-91 | 3-0 | 37 | 5-13 | .385 | 5-6 | .833 | 3-3 | 6 | 6 | 2-0 | 1 | 3 | 0 | 15 | 2.0 | 2.0 | 5.0 |
| Total | 7-0 | 49 | 5-13 | .385 | 5-6 | .833 | 3-5 | 8 | 7 | 3-0 | 1 | 4 | 0 | 15 | 1.1 | 1.0 | 2.1 |

Three-point field goals: None attempted.

BOB GREACEN - 6-7 - 210 - Born 9/15/47 - Rutgers - Drafted by Milwaukee, Second Round, 1969

| Season | G-GS | MIN | FGM-A | PCT | FTM-A | PCT | OFF-DEF | TOT | AST | PF-D | ST | TO | BS | TP | RPG | APG | PPG |
|--------|------|-----|--------|------|-------|------|---------|-----|-----|------|------|------|------|-----|-----|-----|-----|
| 69-70 | 41 | 292 | 44-109 | .404 | 18-28 | .643 | ---- | 59 | 27 | 49-0 | ---- | ---- | ---- | 106 | 1.4 | 0.7 | 2.6 |
| 70-71 | 2-0 | 43 | 1-12 | .083 | 3-7 | .429 | ---- | 6 | 13 | 7-0 | ---- | ---- | ---- | 5 | 3.0 | 6.5 | 2.5 |
| Total | 43 | 335 | 45-121 | .372 | 21-35 | .600 | ---- | 65 | 40 | 56-0 | ---- | ---- | ---- | 111 | 1.5 | 0.9 | 2.6 |

Playoffs

| | | | | | | | | | | | | | | | | | |
|-------|---|----|------|------|-----|-------|------|---|---|-----|------|------|------|----|-----|-----|-----|
| 69-70 | 1 | 8 | 1-4 | .250 | 0-1 | .000 | ---- | 2 | 3 | 0-0 | ---- | ---- | ---- | 2 | 2.0 | 3.0 | 2.0 |
| 70-71 | 7 | 16 | 4-11 | .364 | 4-4 | 1.000 | ---- | 5 | 0 | 4-0 | ---- | ---- | ---- | 12 | 0.7 | 0.0 | 1.7 |
| Total | 8 | 24 | 5-15 | .333 | 4-5 | .800 | ---- | 7 | 3 | 4-0 | ---- | ---- | ---- | 14 | 0.9 | 0.4 | 1.8 |

LITTERIAL GREEN - 6-1 - 195 - Born 3/7/70 - Georgia - Drafted by Chicago, Second Round, 1992

| Season | G-GS | MIN | FGM-A | PCT | FTM-A | PCT | OFF-DEF | TOT | AST | PF-D | ST | TO | BS | TP | RPG | APG | PPG |
|--------|------|-----|-------|------|-------|------|---------|-----|-----|------|----|----|----|----|-----|-----|-----|
| 97-98 | 21-0 | 124 | 5-23 | .217 | 15-20 | .750 | 1-6 | 7 | 16 | 11-0 | 4 | 8 | 0 | 25 | 0.3 | 0.8 | 1.2 |

Three-point field goals: 0-2 (.000).

RICKEY GREEN - 6-0 - 172 - Born 8/18/54 - Michigan - Drafted by Golden State, First Round, 1977

| Season | G-GS | MIN | FGM-A | PCT | FTM-A | PCT | OFF-DEF | TOT | AST | PF-D | ST | TO | BS | TP | RPG | APG | PPG |
|--------|------|-----|--------|------|-------|------|---------|-----|-----|------|----|----|----|-----|-----|-----|-----|
| 88-89 | 30-0 | 501 | 72-132 | .545 | 17-19 | .895 | 7-39 | 46 | 105 | 19-0 | 22 | 33 | 2 | 163 | 1.5 | 3.5 | 5.4 |

Three-point field goals: 2-6 (.333).

Playoffs

| | | | | | | | | | | | | | | | | | |
|-------|-----|-----|-------|------|-----|-------|------|----|----|-----|---|---|---|----|-----|-----|-----|
| 88-89 | 8-0 | 110 | 12-29 | .414 | 4-4 | 1.000 | 3-10 | 13 | 18 | 9-0 | 5 | 4 | 0 | 29 | 1.6 | 2.3 | 3.6 |
|-------|-----|-----|-------|------|-----|-------|------|----|----|-----|---|---|---|----|-----|-----|-----|

Three-point field goals: 1-2 (.500).

LYNN GREER - 6-1 - 175 - Born 10/23/79 - Temple - Not Drafted

| Season | G-GS | MIN | FGM-A | PCT | FTM-A | PCT | OFF-DEF | TOT | AST | PF-D | ST | TO | BS | TP | RPG | APG | PPG |
|--------|------|-----|--------|------|-------|------|---------|-----|-----|------|----|----|----|-----|-----|-----|-----|
| 06-07 | 41-0 | 432 | 61-141 | .433 | 27-32 | .844 | 2-25 | 27 | 53 | 6-0 | 17 | 18 | 1 | 167 | 0.7 | 1.3 | 4.1 |

Three-point field goals: 18-52 (.346).

GARY GREGOR - 6-7 - 225 - Born 8/13/45 - South Carolina - Drafted by Phoenix, First Round, 1968

| Season | G-GS | MIN | FGM-A | PCT | FTM-A | PCT | OFF-DEF | TOT | AST | PF-D | ST | TO | BS | TP | RPG | APG | PPG |
|--------|------|-----|-------|------|-------|------|---------|-----|-----|------|------|------|------|-----|-----|-----|-----|
| 72-73 | 9-0 | 88 | 11-33 | .333 | 5-7 | .714 | ---- | 29 | 56 | 39-0 | ---- | ---- | ---- | 134 | 3.2 | 6.2 | 5.0 |

KEVIN GREVEY - 6-5 - 210 - Born 5/12/53 - Kentucky - Drafted by Washington, First Round, 1975

| Season | G-GS | MIN | FGM-A | PCT | FTM-A | PCT | OFF-DEF | TOT | AST | PF-D | ST | TO | BS | TP | RPG | APG | PPG |
|--------|-------|------|---------|------|---------|------|---------|-----|-----|-------|----|-----|----|-----|-----|-----|-----|
| 83-84 | 64-3 | 923 | 178-395 | .451 | 78-84 | .893 | 30-51 | 81 | 75 | 95-0 | 27 | 45 | 4 | 446 | 1.3 | 1.2 | 7.0 |
| 84-85 | 78-6 | 1182 | 190-424 | .448 | 88-107 | .822 | 27-76 | 103 | 94 | 85-1 | 30 | 55 | 2 | 476 | 1.3 | 1.2 | 6.1 |
| Total | 142-9 | 2105 | 368-819 | .449 | 166-191 | .869 | 57-127 | 184 | 169 | 180-1 | 57 | 100 | 6 | 922 | 1.3 | 1.2 | 6.5 |

Three-point field goals: 15-53 (.283) '83-84: 8-33 (.242) '84-85: Total 23-86 (.267).

Playoffs

| | | | | | | | | | | | | | | | | | |
|-------|------|----|------|------|------|-------|-----|---|---|-----|---|---|---|----|-----|-----|-----|
| 83-84 | 5-0 | 27 | 2-9 | .222 | 4-6 | .667 | 0-2 | 2 | 1 | 1-0 | 0 | 1 | 0 | 8 | 0.4 | 0.2 | 1.6 |
| 84-85 | 5-0 | 28 | 4-13 | .308 | 4-4 | 1.000 | 1-1 | 2 | 2 | 5-0 | 2 | 0 | 0 | 12 | 0.4 | 0.4 | 2.4 |
| Total | 10-0 | 55 | 6-22 | .273 | 8-10 | .800 | 1-3 | 4 | 3 | 6-0 | 2 | 1 | 0 | 20 | 0.4 | 0.4 | 2.0 |

Three-point field goals: None attempted.

ERNIE GRUNFELD - 6-6 - 215 - Born 4/24/55 - Tennessee - Drafted by Milwaukee, First Round, 1977

| Season | G-GS | MIN | FGM-A | PCT | FTM-A | PCT | OFF-DEF | TOT | AST | PF-D | ST | TO | BS | TP | RPG | APG | PPG |
|--------|-------|------|----------|------|---------|------|---------|-----|-----|-------|-----|-----|----|------|-----|-----|------|
| 77-78 | 73-1 | 1261 | 204-461 | .443 | 94-143 | .657 | 70-124 | 194 | 145 | 150-1 | 54 | 98 | 19 | 502 | 2.7 | 2.0 | 6.9 |
| 78-79 | 82-7 | 1778 | 326-661 | .493 | 191-251 | .761 | 124-236 | 360 | 216 | 220-3 | 58 | 141 | 15 | 843 | 4.4 | 2.6 | 10.3 |
| Total | 155-8 | 3039 | 530-1122 | .472 | 285-394 | .723 | 194-360 | 554 | 361 | 370-4 | 112 | 239 | 34 | 1345 | 3.6 | 2.3 | 8.7 |

Playoffs

| | | | | | | | | | | | | | | | | | |
|-------|-----|----|-------|------|-----|------|-----|----|----|-----|---|---|---|----|-----|-----|-----|
| 77-78 | 7-0 | 77 | 17-32 | .531 | 4-5 | .800 | 4-7 | 11 | 17 | 6-0 | 3 | 7 | 1 | 38 | 1.6 | 2.4 | 5.4 |
|-------|-----|----|-------|------|-----|------|-----|----|----|-----|---|---|---|----|-----|-----|-----|

ALL-TIME ROSTER

MARCUS HAISLIP - 6-10 - 230 - Born 12/22/80 - Tennessee - Drafted by Milwaukee, First Round, 2002

| Season | G-GS | MIN | FGM-A | PCT | FTM-A | PCT | OFF-DEF | TOT | AST | PF-D | ST | TO | BS | TP | RPG | APG | PPG |
|--------|------|-----|---------|------|-------|------|---------|-----|-----|------|----|----|----|-----|-----|-----|-----|
| 02-03 | 39-8 | 441 | 66-153 | .431 | 26-38 | .684 | 21-32 | 53 | 9 | 55-1 | 7 | 21 | 18 | 161 | 1.4 | 0.2 | 4.1 |
| 03-04 | 31-0 | 263 | 36-74 | .486 | 20-28 | .714 | 21-32 | 53 | 4 | 25-0 | 6 | 9 | 12 | 93 | 1.7 | 0.1 | 3.0 |
| Total | 70-8 | 704 | 102-227 | .449 | 46-66 | .697 | 42-64 | 106 | 13 | 80-1 | 13 | 30 | 30 | 254 | 1.5 | 0.2 | 3.6 |

Three-point field goals: 3-12 (.250) '02-03; 1-2 (.500) '03-04

DARVIN HAM - 6-7 - 240 - Born 7/23/73 - Texas Tech - Not Drafted

| Season | G-GS | MIN | FGM-A | PCT | FTM-A | PCT | OFF-DEF | TOT | AST | PF-D | ST | TO | BS | TP | RPG | APG | PPG |
|--------|--------|------|---------|------|---------|------|---------|-----|-----|-------|----|-----|----|-----|-----|-----|-----|
| 99-00 | 35-21 | 792 | 71-128 | .555 | 35-78 | .449 | 85-87 | 172 | 42 | 102-1 | 29 | 29 | 29 | 177 | 4.9 | 1.2 | 5.1 |
| 00-01 | 29-13 | 540 | 39-80 | .488 | 29-49 | .592 | 56-65 | 121 | 25 | 85-0 | 17 | 33 | 21 | 109 | 4.2 | 0.9 | 3.8 |
| 01-02 | 70-2 | 1208 | 120-211 | .569 | 62-123 | .504 | 91-111 | 202 | 73 | 175-0 | 25 | 83 | 37 | 303 | 2.9 | 1.0 | 4.3 |
| Total | 134-36 | 2540 | 230-419 | .549 | 126-250 | .504 | 232-263 | 495 | 140 | 362-1 | 71 | 145 | 87 | 589 | 3.7 | 1.0 | 4.4 |

Three-point field goals: 0-1 (.000) '99-00; 2-3 (.667) '00-01; 1-7 (.143) '01-02. Total 3-11 (.273).

Playoffs

| | | | | | | | | | | | | | | | | | |
|-------|-------|-----|-------|------|-------|------|-------|----|----|------|---|----|----|----|-----|-----|-----|
| 99-00 | 5-5 | 144 | 11-17 | .647 | 3-9 | .333 | 17-12 | 29 | 7 | 22-0 | 1 | 7 | 8 | 25 | 5.8 | 1.4 | 5.0 |
| 00-01 | 14-6 | 132 | 9-15 | .600 | 11-20 | .550 | 10-9 | 19 | 5 | 31-1 | 4 | 6 | 7 | 29 | 1.4 | 0.4 | 2.1 |
| Total | 19-11 | 276 | 20-32 | .625 | 14-29 | .483 | 27-21 | 48 | 12 | 53-1 | 5 | 13 | 15 | 54 | 2.5 | 0.6 | 2.8 |

Three-point field goals: 0-1 (.000) '99-00.

ZENDON HAMILTON - 6-11 - 240 - Born 4/27/75 - St. John's - Not Drafted

| Season | G-GS | MIN | FGM-A | PCT | FTM-A | PCT | OFF-DEF | TOT | AST | PF-D | ST | TO | BS | TP | RPG | APG | PPG |
|--------|------|-----|-------|------|-------|------|---------|-----|-----|------|----|----|----|----|-----|-----|-----|
| 04-05 | 16-0 | 159 | 11-32 | .344 | 29-48 | .604 | 18-24 | 42 | 6 | 26-0 | 5 | 12 | 2 | 51 | 2.6 | 0.4 | 3.2 |

Three-point field goals: None attempted.

DARRIN HANCOCK - 6-7 - 212 - Born 11/3/71 - Kansas - Drafted by Charlotte, Second Round, 1994

| Season | G-GS | MIN | FGM-A | PCT | FTM-A | PCT | OFF-DEF | TOT | AST | PF-D | ST | TO | BS | TP | RPG | APG | PPG |
|--------|------|-----|-------|------|-------|------|---------|-----|-----|------|----|----|----|----|-----|-----|-----|
| 96-97 | 9-0 | 39 | 2-6 | .333 | 0-0 | ---- | 1-4 | 5 | 4 | 7-0 | 2 | 4 | 0 | 4 | 0.6 | 0.4 | 0.4 |

Three-point field goals: None attempted.

JASON HART - 6-3 - 185 - Born 4/29/78 - Syracuse - Drafted by Milwaukee, Second Round, 2000

| Season | G-GS | MIN | FGM-A | PCT | FTM-A | PCT | OFF-DEF | TOT | AST | PF-D | ST | TO | BS | TP | RPG | APG | PPG |
|--------|------|-----|-------|------|-------|------|---------|-----|-----|------|----|----|----|----|-----|-----|-----|
| 00-01 | 1-0 | 10 | 1-1 | 1.00 | 0-0 | .000 | 0-0 | 0 | 1 | 0-0 | 0 | 2 | 0 | 2 | 0.0 | 1.0 | 2.0 |

Three-point field goals: None attempted.

CEDRIC HENDERSON - 6-8 - 230 - Born 10/3/65 - Georgia - Drafted by Atlanta, Second Round, 1986

| Season | G-GS | MIN | FGM-A | PCT | FTM-A | PCT | OFF-DEF | TOT | AST | PF-D | ST | TO | BS | TP | RPG | APG | PPG |
|--------|------|-----|-------|------|-------|-------|---------|-----|-----|------|----|----|----|----|-----|-----|-----|
| 86-87 | 2-0 | 6 | 2-3 | .667 | 2-2 | 1.000 | 1-4 | 5 | 0 | 1-0 | 0 | 3 | 0 | 6 | 2.5 | 0.0 | 3.0 |

Three-point field goals: None attempted.

GERALD HENDERSON - 6-2 - 175 - Born 1/16/56 - VA Commonwealth - Drafted by SA, Third Round, 1978

| Season | G-GS | MIN | FGM-A | PCT | FTM-A | PCT | OFF-DEF | TOT | AST | PF-D | ST | TO | BS | TP | RPG | APG | PPG |
|--------|------|-----|-------|------|-------|-------|---------|-----|-----|------|----|----|----|----|-----|-----|-----|
| 89-90 | 11-0 | 129 | 11-26 | .423 | 2-2 | 1.000 | 3-9 | 12 | 13 | 14-0 | 8 | 8 | 0 | 27 | 1.1 | 1.2 | 2.5 |

Three-point field goals: 3-7 (.429).

JEROME HENDERSON - 6-11 - 230 - Born 10/5/59 - New Mexico - Not Drafted

| Season | G-GS | MIN | FGM-A | PCT | FTM-A | PCT | OFF-DEF | TOT | AST | PF-D | ST | TO | BS | TP | RPG | APG | PPG |
|--------|------|-----|-------|------|-------|-------|---------|-----|-----|------|----|----|----|----|-----|-----|-----|
| 86-87 | 6-0 | 36 | 4-13 | .308 | 4-4 | 1.000 | 2-5 | 7 | 0 | 12-0 | 1 | 6 | 1 | 12 | 1.2 | 0.0 | 2.0 |

Three-point field goals: Not attempted.

CONNER HENRY - 6-7 - 195 - Born 7/21/63 - Cal-Santa Barbara - Drafted by Houston, Fourth Round, 1986

| Season | G-GS | MIN | FGM-A | PCT | FTM-A | PCT | OFF-DEF | TOT | AST | PF-D | ST | TO | BS | TP | RPG | APG | PPG |
|--------|------|-----|-------|------|-------|------|---------|-----|-----|------|----|----|----|----|-----|-----|-----|
| 87-88 | 14-2 | 145 | 13-41 | .317 | 4-7 | .571 | 5-14 | 19 | 29 | 1-0 | 4 | 14 | 1 | 32 | 1.4 | 2.1 | 2.3 |

Three-point field goals: 2-3 (.667).

STEVE HENSON - 6-1 - 179 - Born 2/2/68 - Kansas State - Drafted by Milwaukee, Second Round, 1990

| Season | G-GS | MIN | FGM-A | PCT | FTM-A | PCT | OFF-DEF | TOT | AST | PF-D | ST | TO | BS | TP | RPG | APG | PPG |
|--------|-------|------|---------|------|-------|------|---------|-----|-----|-------|----|----|----|-----|-----|-----|-----|
| 90-91 | 68-0 | 690 | 79-189 | .418 | 38-42 | .905 | 14-37 | 51 | 83 | 83-0 | 32 | 43 | 0 | 214 | 0.8 | 1.2 | 3.1 |
| 91-92 | 50-1 | 386 | 52-144 | .361 | 23-29 | .793 | 17-24 | 41 | 82 | 50-0 | 15 | 40 | 1 | 150 | 0.8 | 1.6 | 3.0 |
| Total | 118-1 | 1076 | 131-333 | .393 | 61-71 | .859 | 31-61 | 92 | 165 | 133-0 | 47 | 83 | 1 | 364 | 0.8 | 1.4 | 3.1 |

Three-point field goals: 18-54 (.333) '90-91; 23-48 (.479) '91-92; Total 41-102 (.402).

Playoffs

| | | | | | | | | | | | | | | | | | |
|-------|-----|----|------|------|-----|------|-----|---|---|-----|---|---|---|----|-----|-----|-----|
| 90-91 | 3-0 | 40 | 6-12 | .500 | 3-4 | .750 | 0-3 | 3 | 3 | 3-0 | 1 | 6 | 0 | 17 | 1.0 | 1.0 | 5.7 |
|-------|-----|----|------|------|-----|------|-----|---|---|-----|---|---|---|----|-----|-----|-----|

Three-point field goals: 2-3 (.667).

FRED HETZEL - 6-8 - 230 - Born 7/21/42 - Davidson - Drafted by San Francisco, First Round, 1965

| Season | G-GS | MIN | FGM-A | PCT | FTM-A | PCT | OFF-DEF | TOT | AST | PF-D | ST | TO | BS | TP | RPG | APG | PPG |
|--------|------|------|---------|------|---------|------|---------|-----|-----|-------|------|------|------|-----|-----|-----|------|
| 68-69 | 53 | 1591 | 760-316 | .416 | 211-252 | .837 | ---- | 473 | 83 | 193-6 | ---- | ---- | ---- | 843 | 8.9 | 1.6 | 15.9 |

ARMON HILL - 6-4 - 190 - Born 3/31/53 - Princeton - Drafted by Atlanta, First Round, 1976

| Season | G-GS | MIN | FGM-A | PCT | FTM-A | PCT | OFF-DEF | TOT | AST | PF-D | ST | TO | BS | TP | RPG | APG | PPG |
|--------|------|-----|-------|------|-------|------|---------|-----|-----|------|----|----|----|----|-----|-----|-----|
| 82-83 | 14-3 | 169 | 14-26 | .538 | 18-22 | .818 | 5-15 | 20 | 27 | 20-0 | 9 | 13 | 0 | 46 | 1.4 | 1.9 | 3.3 |

Three-point field goals: None attempted.

TYRONE HILL - 6-9 - 250 - Born 3/19/68 - Xavier (OH) - Drafted by Golden State, First Round, 1990

| Season | G-GS | MIN | FGM-A | PCT | FTM-A | PCT | OFF-DEF | TOT | AST | PF-D | ST | TO | BS | TP | RPG | APG | PPG |
|--------|-------|------|---------|------|---------|------|---------|-----|-----|-------|----|-----|----|-----|------|-----|------|
| 97-98 | 57-56 | 2064 | 208-418 | .498 | 155-255 | .608 | 212-396 | 608 | 88 | 230-8 | 67 | 106 | 30 | 571 | 10.7 | 1.5 | 10.0 |
| 98-99 | 17-17 | 517 | 50-118 | .424 | 46-81 | .568 | 51-83 | 134 | 17 | 68-0 | 18 | 24 | 8 | 146 | 7.9 | 1.0 | 8.6 |
| Total | 74-73 | 2581 | 258-536 | .481 | 201-336 | .598 | 263-479 | 742 | 105 | 298-8 | 85 | 130 | 38 | 717 | 10.0 | 1.4 | 9.7 |

Three-point field goals: 0-1 (.000) '97-98.

DARINGTON HOBSON - 6-7 - 210 - Born 9/29/87 - New Mexico - Drafted by Milwaukee, Second Round, 2010

| Season | G-GS | MIN | FGM-A | PCT | FTM-A | PCT | OFF-DEF | TOT | AST | PF-D | ST | TO | BS | TP | RPG | APG | PPG |
|--------|------|-----|-------|------|-------|------|---------|-----|-----|------|----|----|----|----|-----|-----|-----|
| 11-12 | 5-0 | 39 | 2-13 | .154 | 0-0 | ---- | 0-3 | 3 | 6 | 1-0 | 0 | 2 | 0 | 4 | 0.6 | 1.2 | 0.8 |

Three-point field goals: 0-6 (.000).

ALL-TIME ROSTER

GENERAL
OFFICE
PLAYERS
2011-12
SEASON
STATS &
RECORDS
NBA
OPPONENTS
MEDIA

JULIUS HODGE - 6-7 - 210 - Born 11/18/83 - North Carolina State - Drafted by Denver, First Round, 2005

| Season | G-GS | MIN | FGM-A | PCT | FTM-A | PCT | OFF-DEF | TOT | AST | PF-D | ST | TO | BS | TP | RPG | APG | PPG |
|--------|------|-----|-------|------|-------|------|---------|-----|-----|------|----|----|----|----|-----|-----|-----|
| 06-07 | 5-0 | 28 | 4-7 | .571 | 1-2 | .500 | 1-4 | 5 | 2 | 3-0 | 1 | 2 | 0 | 9 | 1.0 | 0.4 | 1.8 |

Three-point field goals: None attempted.

CRAIG HODGES - 6-3 - 190 - Born 6/27/60 - Long Beach State - Drafted by San Diego, Third Round, 1982

| Season | G-GS | MIN | FGM-A | PCT | FTM-A | PCT | OFF-DEF | TOT | AST | PF-D | ST | TO | BS | TP | RPG | APG | PPG |
|--------|---------|------|-----------|------|---------|------|---------|-----|-----|--------|-----|-----|----|------|-----|-----|------|
| 84-85 | 82-63 | 2496 | 359-733 | .490 | 106-130 | .815 | 74-112 | 186 | 349 | 262-8 | 96 | 135 | 2 | 871 | 2.3 | 4.3 | 10.6 |
| 85-86 | 66-66 | 1739 | 284-568 | .500 | 75-86 | .872 | 39-78 | 117 | 229 | 157-3 | 74 | 89 | 2 | 716 | 1.8 | 3.5 | 10.8 |
| 86-87 | 78-43 | 2147 | 315-682 | .462 | 131-147 | .891 | 48-92 | 140 | 240 | 189-3 | 76 | 124 | 7 | 846 | 1.8 | 3.1 | 10.8 |
| 87-88 | 43-0 | 983 | 155-345 | .449 | 32-39 | .821 | 12-34 | 46 | 109 | 80-1 | 30 | 49 | 0 | 397 | 1.1 | 2.5 | 9.2 |
| Total | 269-172 | 7365 | 1113-2328 | .478 | 344-402 | .856 | 173-316 | 489 | 927 | 688-15 | 276 | 397 | 11 | 2830 | 1.8 | 3.4 | 10.5 |

Three-point field goals: 47-135 (.348) '84-85; 73-162 (.451) '85-86; 85-228 (.373) '86-87; 55-118 (.466) '87-88; Total 260-643 (.404).

Playoffs

| | | | | | | | | | | | | | | | | | |
|-------|-------|-----|---------|------|-------|------|-------|----|-----|------|----|----|---|-----|-----|-----|------|
| 84-85 | 8-8 | 216 | 28-77 | .364 | 4-5 | .800 | 2-11 | 13 | 26 | 29-2 | 12 | 18 | 1 | 64 | 1.6 | 3.3 | 8.0 |
| 85-86 | 14-14 | 460 | 74-145 | .510 | 27-34 | .794 | 9-16 | 25 | 63 | 44-1 | 32 | 24 | 2 | 189 | 1.8 | 4.5 | 13.5 |
| 86-87 | 12-0 | 226 | 40-77 | .519 | 10-11 | .909 | 11-11 | 22 | 20 | 16-0 | 9 | 3 | 2 | 95 | 1.8 | 1.7 | 7.9 |
| Total | 34-22 | 902 | 142-299 | .475 | 41-50 | .820 | 22-38 | 60 | 109 | 89-3 | 53 | 45 | 5 | 348 | 1.8 | 3.2 | 10.2 |

Three-point field goals: 4-23 (.174) '84-85; 14-31 (.452) '85-86; 5-17 (.294) '86-87; Total 23-71 (.324).

BRAD HOLLAND - 6-3 - 185 - Born 12/6/56 - UCLA - Drafted by LA Lakers, First Round, 1979

| Season | G-GS | MIN | FGM-A | PCT | FTM-A | PCT | OFF-DEF | TOT | AST | PF-D | ST | TO | BS | TP | RPG | APG | PPG |
|--------|------|-----|-------|------|-------|------|---------|-----|-----|------|----|----|----|----|-----|-----|-----|
| 81-82 | 1-0 | 9 | 0-5 | .000 | 0-2 | .000 | 0-0 | 0 | 2 | 1-0 | 0 | 1 | 0 | 0 | 0.0 | 2.0 | 0.0 |

Three-point field goals: None attempted.

Playoffs

| | | | | | | | | | | | | | | | | | |
|-------|-----|---|-----|-------|-----|------|-----|---|---|-----|---|---|---|---|-----|-----|-----|
| 81-82 | 1-0 | 3 | 1-1 | 1.000 | 0-0 | .000 | 0-0 | 0 | 1 | 0-0 | 0 | 0 | 0 | 2 | 0.0 | 1.0 | 2.0 |
|-------|-----|---|-----|-------|-----|------|-----|---|---|-----|---|---|---|---|-----|-----|-----|

Three-point field goals: None attempted.

JERALD HONEYCUTT - 6-9 - 254 - Born 10/20/74 - Tulane - Drafted by Milwaukee, Second Round, 1997

| Season | G-GS | MIN | FGM-A | PCT | FTM-A | PCT | OFF-DEF | TOT | AST | PF-D | ST | TO | BS | TP | RPG | APG | PPG |
|--------|------|-----|--------|------|-------|------|---------|-----|-----|------|----|----|----|-----|-----|-----|-----|
| 97-98 | 38-0 | 530 | 90-221 | .407 | 36-58 | .621 | 27-66 | 93 | 33 | 83-0 | 20 | 49 | 6 | 245 | 2.4 | 0.9 | 6.4 |
| 98-99 | 3-0 | 12 | 2-5 | .400 | 1-2 | .500 | 0-1 | 1 | 0 | 6-0 | 1 | 1 | 0 | 5 | 0.3 | 0.0 | 1.7 |
| Total | 41-0 | 542 | 92-226 | .407 | 37-60 | .617 | 27-67 | 94 | 33 | 89-0 | 21 | 50 | 6 | 250 | 2.3 | 0.8 | 6.1 |

Three-point field goals: 29-77 (.377) '97-98; 0-3 (.000) '98-99; Total 29-80 (.363).

DAVE HOPPEN - 6-11 - 235 - Born 3/13/64 - Nebraska - Drafted by Atlanta, Third Round, 1986

| Season | G-GS | MIN | FGM-A | PCT | FTM-A | PCT | OFF-DEF | TOT | AST | PF-D | ST | TO | BS | TP | RPG | APG | PPG |
|--------|------|-----|-------|------|-------|-------|---------|-----|-----|------|----|----|----|----|-----|-----|-----|
| 87-88 | 3-0 | 35 | 4-11 | .364 | 3-3 | 1.000 | 4-3 | 7 | 2 | 3-0 | 0 | 2 | 0 | 11 | 2.3 | 0.7 | 3.7 |

Three-point field goals: None attempted.

TITO HOFORD - 7-1 - 245 - Born 1/19/66 - Miami - Drafted by Milwaukee, Second Round, 1988

| Season | G-GS | MIN | FGM-A | PCT | FTM-A | PCT | OFF-DEF | TOT | AST | PF-D | ST | TO | BS | TP | RPG | APG | PPG |
|--------|------|-----|--------|------|-------|------|---------|-----|-----|------|----|----|----|----|-----|-----|-----|
| 88-89 | 25-0 | 112 | 15-46 | .326 | 12-19 | .632 | 9-13 | 22 | 3 | 4-0 | 1 | 15 | 7 | 42 | 0.9 | 0.1 | 1.7 |
| 89-90 | 35-0 | 236 | 8-62 | .290 | 5-24 | .208 | 9-40 | 59 | 2 | 33-0 | 5 | 4 | 6 | 51 | 1.7 | 0.1 | 1.5 |
| Total | 60-0 | 348 | 33-108 | .306 | 27-43 | .628 | 28-53 | 81 | 5 | 47-0 | 6 | 29 | 23 | 93 | 1.4 | 0.1 | 1.6 |

Three-point field goals: None attempted.

Playoffs

| | | | | | | | | | | | | | | | | | |
|-------|-----|---|-----|-------|-----|------|-----|---|---|-----|---|---|---|---|-----|-----|-----|
| 89-90 | 2-0 | 2 | 1-1 | 1.000 | 0-0 | .000 | 0-0 | 0 | 0 | 0-0 | 0 | 0 | 0 | 2 | 0.0 | 0.0 | 1.0 |
|-------|-----|---|-----|-------|-----|------|-----|---|---|-----|---|---|---|---|-----|-----|-----|

Three-point field goals: None attempted.

EDDIE HOUSE - 6-1 - 175 - Born 5/14/78 - Arizona State - Drafted by Miami, Second Round, 2000

| Season | G-GS | MIN | FGM-A | PCT | FTM-A | PCT | OFF-DEF | TOT | AST | PF-D | ST | TO | BS | TP | RPG | APG | PPG |
|--------|------|-----|-------|------|-------|------|---------|-----|-----|------|----|----|----|----|-----|-----|-----|
| 04-05 | 5-0 | 41 | 6-17 | .353 | 0-0 | ---- | 0-3 | 3 | 5 | 3-0 | 2 | 0 | 0 | 16 | 0.6 | 1.0 | 3.2 |

Three-point field goals: 4-6 (.667)

OTIS HOWARD - 6-7 - 230 - Born 11/5/56 - Austin Peay - Drafted by Milwaukee, Fourth Round, 1978

| Season | G-GS | MIN | FGM-A | PCT | FTM-A | PCT | OFF-DEF | TOT | AST | PF-D | ST | TO | BS | TP | RPG | APG | PPG |
|--------|------|-----|-------|------|-------|------|---------|-----|-----|------|----|----|----|----|-----|-----|-----|
| 78-79 | 3-0 | 22 | 5-11 | .455 | 0-0 | .000 | 5-2 | 7 | 1 | 8-0 | 0 | 2 | 0 | 10 | 2.3 | 0.3 | 3.3 |

JAY HUMPHRIES - 6-3 - 195 - Born 10/17/62 - Colorado - Drafted by Phoenix, First Round, 1984

| Season | G-GS | MIN | FGM-A | PCT | FTM-A | PCT | OFF-DEF | TOT | AST | PF-D | ST | TO | BS | TP | RPG | APG | PPG |
|--------|---------|-------|-----------|------|---------|------|---------|-----|------|-------|-----|-----|----|------|-----|-----|------|
| 87-88 | 18-0 | 252 | 20-54 | .370 | 9-14 | .643 | 5-18 | 23 | 41 | 23-0 | 20 | 19 | 1 | 49 | 1.3 | 2.3 | 2.7 |
| 88-89 | 73-50 | 2220 | 345-714 | .483 | 129-158 | .816 | 70-119 | 189 | 405 | 187-1 | 142 | 160 | 5 | 844 | 2.6 | 5.5 | 11.6 |
| 89-90 | 81-81 | 2818 | 496-1005 | .494 | 224-285 | .786 | 80-189 | 269 | 472 | 253-2 | 156 | 151 | 11 | 1237 | 3.3 | 5.8 | 15.3 |
| 90-91 | 80-80 | 2726 | 482-960 | .502 | 191-239 | .799 | 57-163 | 220 | 538 | 237-2 | 129 | 151 | 7 | 1215 | 2.8 | 6.7 | 15.2 |
| 91-92 | 71-71 | 2261 | 377-803 | .469 | 195-249 | .783 | 44-140 | 184 | 466 | 210-2 | 119 | 148 | 13 | 991 | 2.6 | 6.6 | 14.0 |
| Total | 323-282 | 10277 | 1720-3536 | .486 | 748-945 | .792 | 256-629 | 885 | 1922 | 910-7 | 566 | 629 | 37 | 4336 | 2.7 | 6.0 | 13.4 |

Three-point field goals: 0-2 (.000) '87-88; 25-94 (.266) '88-89; 21-70 (.300) '89-90; 60-161 (.373) '90-91; 42-144 (.292) '91-92; Total 148-471 (.314).

Playoffs

| | | | | | | | | | | | | | | | | | |
|-------|-------|-----|--------|------|-------|------|-------|----|-----|------|----|----|---|-----|-----|-----|------|
| 87-88 | 2-0 | 18 | 0-5 | .000 | 0-0 | .000 | 1-2 | 3 | 1 | 6-0 | 1 | 1 | 0 | 0 | 1.5 | 0.5 | 0.0 |
| 88-89 | 9-9 | 323 | 49-99 | .495 | 30-34 | .882 | 8-19 | 27 | 70 | 29-0 | 8 | 12 | 0 | 131 | 3.0 | 7.8 | 14.6 |
| 89-90 | 3-2 | 79 | 8-15 | .533 | 10-13 | .769 | 1-4 | 5 | 19 | 6-0 | 3 | 8 | 0 | 27 | 1.7 | 6.3 | 9.0 |
| 90-91 | 3-3 | 123 | 17-32 | .531 | 9-10 | .900 | 2-4 | 6 | 25 | 17-2 | 2 | 6 | 0 | 45 | 2.0 | 8.3 | 15.0 |
| Total | 17-14 | 543 | 74-151 | .490 | 49-57 | .859 | 12-29 | 41 | 115 | 58-2 | 14 | 27 | 0 | 203 | 2.4 | 6.8 | 11.9 |

Three-point field goals: 3-18 (.167) '88-89; 1-3 (.333) '89-90; 2-5 (.400) '90-91; Total 6-26 (.231).

LINDSEY HUNTER - 6-2 - 205 - Born 12/3/70 - Jackson State - Drafted by Detroit, First Round, 1993

| Season | G-GS | MIN | FGM-A | PCT | FTM-A | PCT | OFF-DEF | TOT | AST | PF-D | ST | TO | BS | TP | RPG | APG | PPG |
|--------|------|------|---------|------|-------|------|---------|-----|-----|-------|-----|----|----|-----|-----|-----|------|
| 00-01 | 82-5 | 2002 | 298-783 | .381 | 77-96 | .802 | 32-137 | 169 | 222 | 172-1 | 102 | 68 | 12 | 825 | 2.1 | 2.7 | 10.1 |

Three-point field goals: 152-407 (.373).

Playoffs

| | | | | | | | | | | | | | | | | | |
|-------|------|-----|-------|------|------|------|------|----|----|------|----|----|---|----|-----|-----|-----|
| 00-01 | 18-0 | 289 | 24-99 | .242 | 8-11 | .727 | 2-29 | 31 | 34 | 24-0 | 14 | 13 | 3 | 64 | 1.7 | 1.9 | 3.6 |
|-------|------|-----|-------|------|------|------|------|----|----|------|----|----|---|----|-----|-----|-----|

Three-point field goals: 8-53 (.151).

ALL-TIME ROSTER

ROYAL IVEY - 6-4 - 215 - Born 12/20/81 - Texas - Drafted by Atlanta, Second Round, 2004

| Season | G-GS | MIN | FGM-A | PCT | FTM-A | PCT | OFF-DEF | TOT | AST | PF-D | ST | TO | BS | TP | RPG | APG | PPG |
|--------|-------|------|---------|------|--------|------|---------|-----|-----|-------|----|----|----|-----|-----|-----|-----|
| 07-08 | 75-20 | 1437 | 149-378 | .394 | 85-117 | .726 | 38-80 | 118 | 160 | 166-1 | 45 | 75 | 7 | 418 | 1.6 | 2.1 | 5.6 |
| 08-09 | 18-0 | 90 | 9-28 | .321 | 3-5 | .600 | 1-7 | 8 | 10 | 14-0 | 9 | 6 | 0 | 23 | 0.4 | 0.6 | 1.3 |
| Total | 93-20 | 1527 | 158-406 | .389 | 88-122 | .721 | 39-87 | 126 | 170 | 180-1 | 54 | 81 | 7 | 441 | 1.4 | 1.8 | 4.7 |

Three-point field goals: 35-107 (.327) '07-08: 2-11 (.182) '09-10: Total 37-118 (.314).

Playoffs

| | | | | | | | | | | | | | | | | | |
|-------|-----|----|-----|------|-----|-----|-----|---|---|-----|---|---|---|---|-----|-----|-----|
| 09-10 | 3-0 | 11 | 2-6 | .333 | 0-0 | --- | 0-0 | 0 | 2 | 1-0 | 0 | 1 | 1 | 4 | 0.0 | 0.7 | 1.3 |
|-------|-----|----|-----|------|-----|-----|-----|---|---|-----|---|---|---|---|-----|-----|-----|

Three-point field goals: 0-2 (.000)

DARNELL JACKSON - 6-9 - 253 - Born 11/7/85 - Kansas - Drafted by Miami, Second Round, 2008

| Season | G-GS | MIN | FGM-A | PCT | FTM-A | PCT | OFF-DEF | TOT | AST | PF-D | ST | TO | BS | TP | RPG | APG | PPG |
|--------|------|-----|-------|------|-------|-----|---------|-----|-----|------|----|----|----|----|-----|-----|-----|
| 09-10 | 1-0 | 9 | 1-5 | .200 | 0-0 | --- | 1-1 | 2 | 0 | 2-0 | 0 | 0 | 0 | 2 | 2.0 | 0.0 | 2.0 |

Three-point field goals: None attempted.

JERMAINE JACKSON - 6-5 - 204 - Born 6/7/76 - Detroit Mercy - Not Drafted

| Season | G-GS | MIN | FGM-A | PCT | FTM-A | PCT | OFF-DEF | TOT | AST | PF-D | ST | TO | BS | TP | RPG | APG | PPG |
|--------|------|-----|-------|------|-------|------|---------|-----|-----|------|----|----|----|----|-----|-----|-----|
| 05-06 | 30-2 | 202 | 11-26 | .423 | 12-14 | .857 | 8-19-27 | 13 | 25 | 19-0 | 4 | 13 | 1 | 35 | 0.4 | 0.8 | 1.2 |

Three-point field goals: 1-4 (.250) '05-06

Playoffs

| | | | | | | | | | | | | | | | | | |
|-------|-----|---|-----|------|-----|------|-----|---|---|-----|---|---|---|---|-----|-----|-----|
| 05-06 | 2-0 | 4 | 0-2 | .000 | 0-0 | .000 | 0-0 | 0 | 2 | 1-0 | 0 | 0 | 0 | 0 | 0.0 | 1.0 | 0.0 |
|-------|-----|---|-----|------|-----|------|-----|---|---|-----|---|---|---|---|-----|-----|-----|

Three-point field goals: None attempted.

STEPHEN JACKSON - 6-8 - 220 - Born 4/5/78 - Oak Hill Academy (HS) - Drafted by Phoenix, Second Round, 1997

| Season | G-GS | MIN | FGM-A | PCT | FTM-A | PCT | OFF-DEF | TOT | AST | PF-D | ST | TO | BS | TP | RPG | APG | PPG |
|--------|-------|-----|--------|------|-------|------|---------|-----|-----|------|----|----|----|-----|-----|-----|------|
| 11-12 | 26-13 | 712 | 97-272 | .357 | 50-60 | .833 | 16-66 | 82 | 77 | 61-1 | 26 | 66 | 6 | 274 | 3.2 | 3.0 | 10.5 |

Three-point field goals: 30-108 (.278).

MIKE JAMES - 6-2 - 188 - Born 6/23/75 - Duquesne - Not Drafted

| Season | G-GS | MIN | FGM-A | PCT | FTM-A | PCT | OFF-DEF | TOT | AST | PF-D | ST | TO | BS | TP | RPG | APG | PPG |
|--------|------|------|---------|------|-------|------|---------|-----|-----|-------|----|----|----|-----|-----|-----|------|
| 04-05 | 47-0 | 1167 | 205-460 | .446 | 67-90 | .744 | 23-99 | 122 | 185 | 114-2 | 40 | 80 | 4 | 535 | 2.6 | 3.9 | 11.4 |

Three-point field goals: 58-152 (.382).

RICHARD JEFFERSON - 6-7 - 225 - Born 6/21/80 - Arizona - Drafted by Houston, First Round, 2001

| Season | G-GS | MIN | FGM-A | PCT | FTM-A | PCT | OFF-DEF | TOT | AST | PF-D | ST | TO | BS | TP | RPG | APG | PPG |
|--------|-------|------|----------|------|---------|------|---------|-----|-----|-------|----|-----|----|------|-----|-----|------|
| 08-09 | 82-82 | 2939 | 537-1222 | .439 | 417-518 | .805 | 57-317 | 374 | 199 | 252-0 | 66 | 165 | 14 | 1607 | 4.6 | 2.4 | 19.6 |

Three-point field goals: 116-292 (.397).

ERVIN JOHNSON - 6-11 - 255 - Born 12/21/67 - New Orleans - Drafted by Seattle, First Round, 1993

| Season | G-GS | MIN | FGM-A | PCT | FTM-A | PCT | OFF-DEF | TOT | AST | PF-D | ST | TO | BS | TP | RPG | APG | PPG |
|--------|---------|-------|----------|------|---------|------|-----------|------|-----|---------|-----|-----|-----|------|-----|-----|-----|
| 97-98 | 81-81 | 2261 | 253-471 | .537 | 143-238 | .601 | 242-443 | 685 | 59 | 321-7 | 79 | 117 | 158 | 649 | 8.5 | 0.7 | 8.0 |
| 98-99 | 50-7 | 1027 | 96-189 | .508 | 64-105 | .610 | 120-200 | 320 | 19 | 151-1 | 29 | 47 | 57 | 256 | 6.4 | 0.4 | 5.1 |
| 99-00 | 80-74 | 2129 | 144-279 | .516 | 95-157 | .605 | 233-415 | 648 | 44 | 298-6 | 81 | 80 | 127 | 383 | 8.1 | 0.6 | 4.8 |
| 00-01 | 82-19 | 1981 | 108-198 | .545 | 50-93 | .538 | 205-408 | 613 | 40 | 257-4 | 44 | 47 | 97 | 266 | 7.5 | 0.5 | 3.2 |
| 01-02 | 81-9 | 1660 | 89-193 | .461 | 30-66 | .455 | 142-324 | 466 | 27 | 219-4 | 37 | 52 | 82 | 208 | 5.8 | 0.3 | 2.6 |
| 02-03 | 69-17 | 1170 | 61-135 | .452 | 30-44 | .682 | 117-177 | 294 | 24 | 178-3 | 34 | 34 | 63 | 152 | 4.3 | 0.3 | 2.2 |
| 05-06 | 18-0 | 81 | 7-17 | .412 | 1-2 | .500 | 5-19 | 24 | 2 | 23-0 | 1 | 5 | 2 | 15 | 1.3 | 0.1 | 0.8 |
| Total | 461-207 | 10309 | 758-1482 | .511 | 413-705 | .586 | 1064-1986 | 3050 | 215 | 1447-25 | 305 | 382 | 586 | 1929 | 6.6 | 0.5 | 4.2 |

Three-point field goals: 0-1 (.000) '99-00: 0-1 (.000) '01-02: Total 0-2 (.000).

Playoffs

| | | | | | | | | | | | | | | | | | |
|-------|-------|-----|--------|------|-------|-------|--------|-----|----|-------|----|----|----|-----|------|-----|-----|
| 98-99 | 3-2 | 92 | 6-13 | .462 | 1-2 | .500 | 8-10 | 18 | 1 | 9-0 | 2 | 0 | 5 | 13 | 6.0 | 0.3 | 4.3 |
| 99-00 | 5-5 | 155 | 10-20 | .500 | 11-18 | .611 | 14-35 | 49 | 2 | 19-0 | 6 | 3 | 6 | 31 | 9.8 | 0.4 | 6.5 |
| 00-01 | 18-10 | 577 | 39-68 | .574 | 20-32 | .625 | 59-135 | 194 | 10 | 52-1 | 9 | 12 | 37 | 98 | 10.8 | 0.6 | 5.4 |
| 02-03 | 6-3 | 76 | 3-8 | .375 | 0-0 | .000 | 6-18 | 24 | 3 | 20-0 | 3 | 3 | 5 | 6 | 4.0 | 0.5 | 1.0 |
| 05-06 | 3-0 | 11 | 0-1 | .000 | 2-2 | 1.000 | 0-3 | 3 | 0 | 1-0 | 1 | 1 | 0 | 2 | 1.0 | 0.0 | 0.7 |
| Total | 35-20 | 911 | 58-110 | .527 | 34-54 | .630 | 87-201 | 288 | 16 | 101-1 | 21 | 19 | 53 | 150 | 8.2 | 0.5 | 4.3 |

Three-point field goals: None attempted

GEORGE JOHNSON - 6-7 - 205 - Born 12/8/56 - St. John's (NY) - Drafted by Milwaukee, First Round, 1978

| Season | G-GS | MIN | FGM-A | PCT | FTM-A | PCT | OFF-DEF | TOT | AST | PF-D | ST | TO | BS | TP | RPG | APG | PPG |
|--------|-------|------|---------|------|--------|------|---------|-----|-----|-------|----|-----|----|-----|-----|-----|-----|
| 78-79 | 67-19 | 1157 | 165-342 | .482 | 84-117 | .718 | 106-254 | 360 | 81 | 187-5 | 75 | 100 | 49 | 414 | 5.4 | 1.2 | 6.2 |

MARQUES JOHNSON - 6-7 - 218 - Born 2/8/56 - UCLA - Drafted by Milwaukee, First Round, 1977

| Season | G-GS | MIN | FGM-A | PCT | FTM-A | PCT | OFF-DEF | TOT | AST | PF-D | ST | TO | BS | TP | RPG | APG | PPG |
|--------|---------|-------|-----------|------|-----------|------|-----------|------|------|--------|-----|------|-----|-------|------|-----|------|
| 77-78 | 80-80 | 2765 | 628-1204 | .522 | 301-409 | .736 | 292-555 | 847 | 190 | 221-3 | 92 | 175 | 103 | 1557 | 10.6 | 2.4 | 19.5 |
| 78-79 | 77-77 | 2779 | 820-1491 | .550 | 332-437 | .760 | 212-374 | 586 | 234 | 186-1 | 116 | 170 | 89 | 1972 | 7.6 | 3.0 | 25.6 |
| 79-80 | 77-77 | 2686 | 689-1267 | .544 | 291-368 | .791 | 217-349 | 566 | 273 | 173-0 | 100 | 185 | 70 | 1671 | 7.4 | 3.5 | 21.7 |
| 80-81 | 76-75 | 2542 | 636-1153 | .552 | 269-381 | .706 | 225-293 | 518 | 346 | 196-1 | 115 | 190 | 41 | 1541 | 6.8 | 4.6 | 20.3 |
| 81-82 | 60-52 | 1900 | 404-760 | .532 | 182-260 | .700 | 153-211 | 364 | 213 | 142-1 | 59 | 145 | 35 | 990 | 6.1 | 3.6 | 16.5 |
| 82-83 | 80-80 | 285 | 723-1420 | .509 | 264-359 | .735 | 196-366 | 562 | 363 | 211-0 | 100 | 196 | 56 | 1714 | 7.0 | 4.5 | 21.4 |
| 83-84 | 74-74 | 2715 | 646-1288 | .502 | 241-340 | .709 | 173-307 | 480 | 315 | 194-1 | 115 | 180 | 45 | 1535 | 6.5 | 4.3 | 20.6 |
| Total | 524-515 | 18240 | 4546-8583 | .530 | 1880-2554 | .736 | 1468-2455 | 3923 | 1934 | 1323-7 | 697 | 1241 | 439 | 10980 | 7.5 | 3.7 | 21.0 |

Three-point field goals: 2-9 (.222) '79-80: 0-9 (.000) '80-81: 0-3 (.000) '81-82: 4-20 (.200) '82-83: 2-13 (.154) '83-84: Total 8-54 (.148).

Playoffs

| | | | | | | | | | | | | | | | | | |
|-------|-------|------|---------|------|---------|------|---------|-----|-----|-------|----|-----|----|------|------|-----|------|
| 77-78 | 9-9 | 321 | 84-153 | .549 | 48-64 | .750 | 35-77 | 112 | 31 | 25-0 | 10 | 14 | 17 | 216 | 12.4 | 3.4 | 24.0 |
| 78-79 | 7-7 | 303 | 54-128 | .422 | 30-40 | .750 | 17-31 | 48 | 20 | 20-0 | 5 | 8 | 6 | 139 | 6.9 | 2.9 | 19.9 |
| 80-81 | 7-7 | 266 | 75-135 | .556 | 23-32 | .719 | 41-25 | 66 | 34 | 14-0 | 10 | 13 | 7 | 173 | 9.4 | 4.9 | 24.7 |
| 81-82 | 6-6 | 235 | 44-100 | .440 | 24-42 | .571 | 23-21 | 44 | 20 | 25-0 | 6 | 12 | 2 | 113 | 7.3 | 3.3 | 14.4 |
| 82-83 | 9-9 | 382 | 85-175 | .486 | 28-63 | .451 | 28-44 | 72 | 38 | 22-0 | 8 | 21 | 7 | 198 | 8.0 | 4.2 | 22.0 |
| 83-84 | 16-16 | 605 | 129-273 | .473 | 65-90 | .722 | 29-56 | 85 | 55 | 50-0 | 17 | 43 | 6 | 324 | 5.3 | 3.4 | 20.3 |
| Total | 54-54 | 2112 | 471-964 | .489 | 218-311 | .701 | 173-254 | 427 | 198 | 156-0 | 56 | 111 | 45 | 1163 | 7.9 | 3.7 | 21.5 |

Three-point field goals: 1-3 (.333) '78-79: 0-1 (.000) '80-81: 1-4 (.250) '81-82: 0-1 (.000) '82-83: 1-4 (.250) '83-84: Total 3-13 (.231).

All-Star

| | | | | | | | | | | | | | | | | | |
|-------|-----|----|------|------|-------|-------|-----|----|---|-----|---|---|---|----|-----|-----|------|
| 78-79 | 1-1 | 20 | 3-11 | .273 | 4-6 | .667 | 3-3 | 6 | 2 | 1-0 | 0 | 0 | 0 | 10 | 6.0 | 2.0 | 10.0 |
| 79-80 | 1-1 | 34 | 1-6 | .167 | 2-2 | 1.000 | 1-3 | 4 | 1 | 2-0 | 1 | 0 | 1 | 4 | 4.0 | 1.0 | 4.0 |
| 80-81 | 1-0 | 19 | 1-2 | .500 | 5-6 | .833 | 1-3 | 4 | 2 | 2-0 | 0 | 0 | 0 | 7 | 4.0 | 2.0 | 7.0 |
| 82-83 | 1-0 | 20 | 3-10 | .300 | 1-2 | .500 | 2-0 | 2 | 2 | 1-0 | 0 | 0 | 1 | 7 | 2.0 | 2.0 | 7.0 |
| Total | 4-2 | 93 | 8-29 | .276 | 12-16 | .750 | 7-9 | 16 | 7 | 6-0 | 1 | 0 | 2 | 28 | 4.0 | 1.8 | 7.0 |

Three-point field goals: None attempted.

ALL-TIME ROSTER

GENERAL
INFO

FRONT
OFFICE

PLAYERS

2011-12
SEASON

STATS &
RECORDS

HISTORY

NBA

OPPONENTS

MEDIA

MICKY JOHNSON - 6-10 - 200 - Born 8/31/52 - Aurora - Drafted by Portland, Fourth Round, 1974

| Season | G-GS | MIN | FGM-A | PCT | FTM-A | PCT | OFF-DEF | TOT | AST | PF-D | ST | TO | BS | TP | RPG | APG | PPG |
|---|---------|------|----------|------|---------|------|---------|------|-----|-------|-----|-----|-----|------|-----|-----|------|
| 80-81 | 82-82 | 2118 | 379-846 | .448 | 262-332 | .789 | 183-362 | 545 | 286 | 256-4 | 94 | 230 | 69 | 1023 | 6.6 | 3.5 | 12.5 |
| 81-82 | 76-71 | 1934 | 372-757 | .491 | 233-291 | .801 | 133-321 | 454 | 215 | 240-4 | 72 | 191 | 45 | 978 | 6.0 | 2.8 | 12.9 |
| 82-83 | 6-0 | 153 | 30-66 | .455 | 7-9 | .778 | 9-16 | 25 | 11 | 22-0 | 1 | 12 | 2 | 67 | 4.2 | 1.8 | 11.2 |
| Total | 164-153 | 4205 | 781-1669 | .468 | 502-632 | .794 | 325-699 | 1024 | 512 | 518-8 | 167 | 433 | 116 | 2068 | 6.2 | 3.1 | 12.6 |
| Three-point field goals: 3-18 (.167) '80-81; 1-8 (.125) '81-82; 0-2 (.000) '82-83; Total 4-28 (.143). | | | | | | | | | | | | | | | | | |

Playoffs

| | | | | | | | | | | | | | | | | | |
|--|------|-----|--------|------|-------|------|-------|----|----|------|----|----|----|-----|-----|-----|------|
| 80-81 | 7-7 | 170 | 26-65 | .400 | 30-35 | .857 | 24-23 | 47 | 13 | 25-0 | 9 | 21 | 6 | 82 | 6.7 | 1.9 | 11.7 |
| 81-82 | 6-1 | 206 | 43-75 | .573 | 33-39 | .846 | 15-17 | 32 | 18 | 27-1 | 8 | 13 | 4 | 119 | 5.3 | 3.0 | 19.8 |
| Total | 13-8 | 376 | 69-140 | .493 | 63-74 | .851 | 39-40 | 79 | 31 | 52-1 | 17 | 34 | 10 | 201 | 6.1 | 2.4 | 15.5 |
| Three-point field goals: 0-1 (.000) '80-81; 0-1 (.000) '81-82; Total 0-2 (.000). | | | | | | | | | | | | | | | | | |

DAMON JONES - 6-3 - 185 - Born 8/25/76 - University of Houston - Not Drafted

| Season | G-GS | MIN | FGM-A | PCT | FTM-A | PCT | OFF-DEF | TOT | AST | PF-D | ST | TO | BS | TP | RPG | APG | PPG |
|---|--------|------|---------|------|-------|------|---------|-----|-----|------|----|-----|----|-----|-----|-----|-----|
| 03-04 | 82-26 | 2016 | 210-524 | .401 | 55-72 | .764 | 15-155 | 170 | 478 | 92-0 | 30 | 103 | 4 | 573 | 2.1 | 5.8 | 7.0 |
| 08-09 | 18-0 | 108 | 11-34 | .324 | 0-0 | --- | 0-6 | 6 | 7 | 4-0 | 3 | 6 | 0 | 33 | 0.3 | 0.4 | 1.8 |
| Total | 100-26 | 2124 | 221-558 | .396 | 55-72 | .764 | 15-161 | 176 | 485 | 96-0 | 33 | 109 | 4 | 606 | 1.8 | 4.9 | 6.1 |
| Three-point field goals: 98-273 (.359) '03-04; 11-28 (.393) '08-09; Total 109-301 (.362). | | | | | | | | | | | | | | | | | |

Playoffs

| | | | | | | | | | | | | | | | | | |
|---------------------------------------|-----|-----|-------|------|-----|------|------|----|----|------|---|---|---|----|-----|-----|------|
| 03-04 | 5-5 | 144 | 18-34 | .529 | 4-6 | .667 | 2-18 | 20 | 37 | 14-0 | 5 | 9 | 0 | 50 | 4.0 | 7.4 | 10.0 |
| Three-point field goals: 10-21 (.476) | | | | | | | | | | | | | | | | | |

EARL JONES - 6-11 - 235 - Born 1/13/61 - District of Columbia - Drafted by LA Lakers, First Round, 1984

| Season | G-GS | MIN | FGM-A | PCT | FTM-A | PCT | OFF-DEF | TOT | AST | PF-D | ST | TO | BS | TP | RPG | APG | PPG |
|--|------|-----|-------|------|-------|------|---------|-----|-----|------|----|----|----|----|-----|-----|-----|
| 85-86 | 12-0 | 43 | 5-12 | .417 | 3-4 | .750 | 4-6 | 10 | 4 | 13-0 | 0 | 7 | 1 | 13 | 0.8 | 0.3 | 1.1 |
| Three-point field goals: None attempted. | | | | | | | | | | | | | | | | | |

WALI JONES - 6-2 - 185 - Born 2/14/42 - Villanova - Drafted by Detroit, Third Round, 1964

| Season | G-GS | MIN | FGM-A | PCT | FTM-A | PCT | OFF-DEF | TOT | AST | PF-D | ST | TO | BS | TP | RPG | APG | PPG |
|--------|------|------|---------|------|--------|------|---------|-----|-----|-------|-----|-----|-----|-----|-----|-----|-----|
| 71-72 | 48 | 1030 | 144-354 | .407 | 74-90 | .822 | --- | 75 | 141 | 112-0 | --- | --- | --- | 362 | 1.6 | 2.9 | 7.5 |
| 72-73 | 27 | 419 | 59-145 | .407 | 16-18 | .889 | --- | 29 | 56 | 39-0 | --- | --- | --- | 134 | 1.1 | 2.1 | 5.0 |
| Total | 75 | 1449 | 203-499 | .407 | 90-108 | .833 | --- | 104 | 197 | 151-0 | --- | --- | --- | 496 | 1.4 | 2.6 | 6.6 |

Playoffs

| | | | | | | | | | | | | | | | | | |
|-------|---|-----|-------|------|-------|------|-----|----|----|------|-----|-----|-----|----|-----|-----|------|
| 71-72 | 9 | 200 | 36-82 | .439 | 18-21 | .857 | --- | 18 | 20 | 27-1 | --- | --- | --- | 90 | 2.0 | 2.2 | 10.0 |
|-------|---|-----|-------|------|-------|------|-----|----|----|------|-----|-----|-----|----|-----|-----|------|

ADONIS JORDAN - 5-11 - 170 - Born 8/21/70 - Kansas - Drafted by Seattle, Second Round, 1993

| Season | G-GS | MIN | FGM-A | PCT | FTM-A | PCT | OFF-DEF | TOT | AST | PF-D | ST | TO | BS | TP | RPG | APG | PPG |
|--------------------------------------|------|-----|-------|------|-------|------|---------|-----|-----|------|----|----|----|----|-----|-----|-----|
| 98-99 | 4-0 | 18 | 2-4 | .500 | 2-4 | .500 | 0-0 | 0 | 3 | 0-0 | 3 | 2 | 0 | 6 | 0.0 | 0.8 | 1.5 |
| Three-point field goals: 0-2 (.000). | | | | | | | | | | | | | | | | | |

JEROME KERSEY - 6-7 - 245 - Born 6/26/62 - Longwood (VA) - Drafted by Portland, Second Round, 1984

| Season | G-GS | MIN | FGM-A | PCT | FTM-A | PCT | OFF-DEF | TOT | AST | PF-D | ST | TO | BS | TP | RPG | APG | PPG |
|--------------------------------------|------|-----|-------|------|-------|------|---------|-----|-----|------|----|----|----|----|-----|-----|-----|
| 00-01 | 22-2 | 243 | 32-69 | .464 | 8-16 | .500 | 8-37 | 45 | 15 | 36-1 | 14 | 6 | 8 | 72 | 2.0 | 0.7 | 3.3 |
| Three-point field goals: 0-1 (.000). | | | | | | | | | | | | | | | | | |

RANDOLPH KEYS - 6-7 - 210 - Born 4/19/66 - Southern Miss - Drafted by Cleveland, First Round, 1988

| Season | G-GS | MIN | FGM-A | PCT | FTM-A | PCT | OFF-DEF | TOT | AST | PF-D | ST | TO | BS | TP | RPG | APG | PPG |
|--|------|-----|--------|------|-------|------|---------|-----|-----|-------|----|----|----|-----|-----|-----|-----|
| 95-96 | 69-1 | 816 | 87-208 | .418 | 36-43 | .837 | 41-84 | 125 | 65 | 139-2 | 32 | 33 | 6 | 232 | 1.8 | 0.9 | 3.4 |
| Three-point field goals: 22-71 (.310). | | | | | | | | | | | | | | | | | |

TOBY KIMBALL - 6-8 - 225 - Born 9/7/42 - Connecticut - Drafted by Boston, Third Round, 1965

| Season | G-GS | MIN | FGM-A | PCT | FTM-A | PCT | OFF-DEF | TOT | AST | PF-D | ST | TO | BS | TP | RPG | APG | PPG |
|----------|------|-----|---------|------|-------|-------|---------|-----|-----|-------|-----|-----|-----|-----|-----|-----|-----|
| 71-72 | 74-9 | 971 | 107-229 | .467 | 44-81 | .543 | --- | 312 | 60 | 137-0 | --- | --- | --- | 258 | 4.2 | 0.8 | 3.5 |
| Playoffs | | | | | | | | | | | | | | | | | |
| 71-72 | 7 | 36 | 5-12 | .417 | 2-2 | 1.000 | --- | 6 | 2 | 3-0 | --- | --- | --- | 12 | 0.9 | 0.3 | 1.7 |

BREVIN KNIGHT - 5-10 - 170 - Born 11/8/75 - Stanford - Drafted by Cleveland, First Round, 1997

| Season | G-GS | MIN | FGM-A | PCT | FTM-A | PCT | OFF-DEF | TOT | AST | PF-D | ST | TO | BS | TP | RPG | APG | PPG |
|--------------------------------------|------|-----|--------|------|-------|------|---------|-----|-----|------|----|----|----|-----|-----|-----|-----|
| 03-04 | 21-1 | 420 | 46-105 | .438 | 30-38 | .789 | 3-45 | 48 | 98 | 56-1 | 29 | 25 | 0 | 123 | 2.3 | 4.7 | 5.9 |
| Three-point field goals: 1-3 (.333). | | | | | | | | | | | | | | | | | |

Playoffs

| | | | | | | | | | | | | | | | | | |
|--|-----|-----|------|------|------|------|-----|----|----|------|----|---|---|----|-----|-----|-----|
| 03-04 | 5-0 | 101 | 6-23 | .261 | 9-11 | .818 | 3-8 | 11 | 17 | 12-1 | 14 | 7 | 1 | 21 | 2.2 | 3.4 | 4.2 |
| Three-point field goals: None attempted. | | | | | | | | | | | | | | | | | |

FRANK KORNET - 6-9 - 231 - Born 1/27/67 - Vanderbilt - Drafted by Milwaukee, Second Round, 1989

| Season | G-GS | MIN | FGM-A | PCT | FTM-A | PCT | OFF-DEF | TOT | AST | PF-D | ST | TO | BS | TP | RPG | APG | PPG |
|--|------|-----|--------|------|-------|------|---------|-----|-----|------|----|----|----|-----|-----|-----|-----|
| 89-90 | 57-0 | 438 | 42-114 | .368 | 24-39 | .615 | 25-46 | 71 | 21 | 54-0 | 14 | 23 | 3 | 113 | 1.2 | 0.4 | 2.0 |
| 90-91 | 32-0 | 157 | 23-62 | .371 | 7-13 | .538 | 10-14 | 24 | 9 | 28-0 | 5 | 11 | 1 | 58 | 0.8 | 0.3 | 1.8 |
| Total | 89-0 | 595 | 65-176 | .369 | 31-52 | .596 | 35-60 | 95 | 30 | 82-0 | 19 | 34 | 4 | 171 | 1.1 | 0.3 | 1.9 |
| Three-point field goals: 5-20 (.250) '89-90; 5-18 (.278) '90-91; Total 10-38 (.263). | | | | | | | | | | | | | | | | | |

Playoffs

| | | | | | | | | | | | | | | | | | |
|--------------------------------------|-----|---|-----|------|-----|------|-----|---|---|-----|---|---|---|---|-----|-----|-----|
| 89-90 | 2-0 | 4 | 0-1 | .000 | 0-0 | .000 | 0-1 | 1 | 0 | 1-0 | 0 | 1 | 0 | 0 | 0.5 | 0.0 | 0.0 |
| Three-point field goals: 0-1 (.000). | | | | | | | | | | | | | | | | | |

LARRY KRYSKOWIAK - 6-10 - 245 - Born 9/23/64 - Montana - Drafted by Chicago, Second Round, 1986

| Season | G-GS | MIN | FGM-A | PCT | FTM-A | PCT | OFF-DEF | TOT | AST | PF-D | ST | TO | BS | TP | RPG | APG | PPG |
|--|---------|------|----------|------|---------|------|---------|------|-----|-------|-----|-----|----|------|-----|-----|------|
| 87-88 | 50-7 | 1050 | 128-266 | .481 | 103-127 | .811 | 88-143 | 231 | 50 | 137-0 | 18 | 57 | 8 | 359 | 4.6 | 1.0 | 7.2 |
| 88-89 | 80-77 | 2472 | 362-766 | .473 | 289-351 | .823 | 198-412 | 610 | 107 | 219-0 | 93 | 147 | 9 | 1017 | 7.6 | 1.3 | 12.7 |
| 89-90 | 16-7 | 381 | 43-118 | .364 | 26-33 | .788 | 16-60 | 76 | 25 | 41-0 | 10 | 19 | 2 | 112 | 4.8 | 1.6 | 7.0 |
| 90-91 - Injured - DNP | | | | | | | | | | | | | | | | | |
| 91-92 | 79-16 | 1848 | 293-660 | .444 | 128-169 | .757 | 131-298 | 429 | 114 | 218-2 | 54 | 115 | 12 | 714 | 5.4 | 1.4 | 9.0 |
| Total | 225-107 | 5751 | 826-1810 | .456 | 546-680 | .803 | 433-913 | 1346 | 296 | 615-2 | 175 | 338 | 31 | 2202 | 6.0 | 1.3 | 9.8 |
| Three-point field goals: 0-3 (.000) '87-88; 4-12 (.333) '88-89; 0-2 (.000) '89-90; 0-5 (.000) '91-92; Total 4-22 (.182). | | | | | | | | | | | | | | | | | |

Playoffs

| | | | | | | | | | | | | | | | | | |
|---|-------|-----|--------|------|-------|------|-------|----|----|------|---|----|---|-----|-----|-----|------|
| 87-88 | 5-5 | 163 | 13-29 | .448 | 16-18 | .889 | 13-21 | 34 | 7 | 17-0 | 4 | 5 | 0 | 42 | 6.8 | 1.4 | 8.4 |
| 88-89 | 8-8 | 239 | 29-68 | .426 | 27-31 | .871 | 14-31 | 45 | 12 | 22-0 | 2 | 16 | 1 | 85 | 5.6 | 1.5 | 10.6 |
| 90-91 | 3-0 | 25 | 1-6 | .167 | 0-0 | .000 | 0-3 | 3 | 2 | 3-0 | 1 | 0 | 0 | 2 | 1.0 | 0.7 | 0.7 |
| Total | 16-13 | 427 | 43-103 | .417 | 43-49 | .878 | 27-55 | 82 | 21 | 42-0 | 7 | 21 | 1 | 129 | 5.1 | 1.3 | 8.1 |
| Three-point field goals: 0-2 (.000) '88-89. | | | | | | | | | | | | | | | | | |

ALL-TIME ROSTER

STEVE KUBERSKI - 6-8 - 215 - Born 11/6/47 - Bradley - Drafted by Boston, Fourth Round, 1969

| Season | G-GS | MIN | FGM-A | PCT | FTM-A | PCT | OFF-DEF | TOT | AST | PF-D | ST | TO | BS | TP | RPG | APG | PPG |
|--------|------|-----|--------|------|-------|------|---------|-----|-----|------|----|------|----|-----|-----|-----|-----|
| 74-75 | 59-2 | 517 | 62-159 | .390 | 44-56 | .786 | 52-71 | 123 | 35 | 59-0 | 11 | ---- | 3 | 168 | 2.1 | 0.6 | 2.8 |

TONI KUKOC - 6-11 - 235 - Born 9/18/68 - Croatia - Drafted by Chicago, Second Round, 1990

| Season | G-GS | MIN | FGM-A | PCT | FTM-A | PCT | OFF-DEF | TOT | AST | PF-D | ST | TO | BS | TP | RPG | APG | PPG |
|--------|-------|------|----------|------|---------|------|---------|-----|-----|-------|-----|-----|----|------|-----|-----|------|
| 02-03 | 63-0 | 1704 | 249-577 | .432 | 137-194 | .706 | 67-199 | 266 | 230 | 134-0 | 81 | 122 | 29 | 730 | 4.2 | 3.7 | 11.6 |
| 03-04 | 73-0 | 1522 | 211-506 | .417 | 145-199 | .729 | 60-211 | 271 | 200 | 110-0 | 59 | 110 | 21 | 616 | 3.7 | 2.7 | 8.4 |
| 04-05 | 53-6 | 1099 | 105-256 | .410 | 44-61 | .721 | 31-129 | 160 | 160 | 70-0 | 39 | 64 | 13 | 296 | 3.0 | 3.0 | 5.6 |
| 05-06 | 65-0 | 1018 | 116-298 | .389 | 40-56 | .714 | 26-124 | 150 | 139 | 87-0 | 33 | 66 | 17 | 317 | 2.3 | 2.1 | 4.9 |
| Total | 254-6 | 5343 | 681-1637 | .416 | 366-510 | .718 | 184-663 | 847 | 729 | 401 | 212 | 362 | 80 | 1959 | 3.3 | 2.9 | 7.7 |

Three-point field goals: 95-263 (.361) '02-03; 49-168 (.292) '03-04; 42-116 (.362) '04-05; 45-147 (.306) '05-06

Playoffs

| | | | | | | | | | | | | | | | | | |
|-------|------|-----|--------|------|-------|------|-------|----|----|------|----|----|---|-----|-----|-----|------|
| 02-03 | 6-0 | 184 | 32-65 | .492 | 14-20 | .700 | 6-19 | 25 | 22 | 12-0 | 13 | 11 | 1 | 89 | 4.2 | 3.7 | 14.8 |
| 03-04 | 5-0 | 105 | 17-34 | .500 | 4-8 | .500 | 4-10 | 14 | 4 | 11-0 | 3 | 6 | 2 | 42 | 2.8 | 0.8 | 8.4 |
| 05-06 | 3-0 | 53 | 8-14 | .571 | 1-2 | .500 | 0-5 | 5 | 9 | 8-0 | 1 | 3 | 0 | 22 | 1.7 | 3.0 | 7.3 |
| Total | 14-0 | 342 | 57-113 | .504 | 19-30 | .633 | 10-34 | 44 | 35 | 31-0 | 17 | 20 | 3 | 153 | 3.1 | 2.5 | 10.9 |

Three-point field goals: 11-29 (.379) '02-03; 4-12 (.333) '03-04; 5-8 (.625) '05-06

JEFF LAMP - 6-5 - 195 - Born 3/9/59 - Virginia - Drafted by Portland, First Round, 1981

| Season | G-GS | MIN | FGM-A | PCT | FTM-A | PCT | OFF-DEF | TOT | AST | PF-D | ST | TO | BS | TP | RPG | APG | PPG |
|--------|------|-----|---------|------|-------|------|---------|-----|-----|------|----|----|----|-----|-----|-----|-----|
| 85-86 | 44-1 | 701 | 109-243 | .449 | 55-64 | .859 | 34-87 | 121 | 64 | 88-1 | 20 | 30 | 3 | 276 | 2.8 | 1.5 | 6.3 |

Three-point field goals: 3-13 (.231).

JEROME LANE - 6-6 - 230 - Born 12/4/66 - Pittsburgh - Drafted by Denver, First Round, 1988

| Season | G-GS | MIN | FGM-A | PCT | FTM-A | PCT | OFF-DEF | TOT | AST | PF-D | ST | TO | BS | TP | RPG | APG | PPG |
|--------|------|-----|-------|-------|-------|------|---------|-----|-----|------|----|----|----|----|-----|-----|-----|
| 91-92 | 2-0 | 6 | 1-1 | 1.000 | 1-2 | .500 | 1-3 | 4 | 0 | 1-0 | 0 | 1 | 0 | 3 | 2.0 | 0.0 | 1.5 |

Three-point field goals: None attempted.

ANDREW LANG - 6-11 - 265 - Born 6/28/66 - Arkansas - Drafted by Phoenix, First Round, 1988

| Season | G-GS | MIN | FGM-A | PCT | FTM-A | PCT | OFF-DEF | TOT | AST | PF-D | ST | TO | BS | TP | RPG | APG | PPG |
|--------|--------|------|---------|------|--------|------|---------|-----|-----|-------|----|----|----|-----|-----|-----|-----|
| 96-97 | 52-52 | 1194 | 115-248 | .464 | 44-61 | .721 | 94-184 | 278 | 25 | 140-4 | 26 | 39 | 47 | 274 | 5.3 | 0.5 | 5.3 |
| 97-98 | 57-0 | 692 | 54-143 | .378 | 44-57 | .772 | 56-97 | 153 | 16 | 101-0 | 18 | 33 | 27 | 152 | 2.7 | 0.3 | 2.7 |
| Total | 109-52 | 1886 | 169-391 | .432 | 88-118 | .746 | 150-281 | 431 | 41 | 241-4 | 44 | 72 | 74 | 426 | 4.0 | 0.4 | 3.9 |

Three-point field goals: 0-0 (.000) '96-97; 0-1 (.000) '97-98.

DAN LANGHI - 6-9 - 210 - Born 11/28/77 - Vanderbilt - Drafted by Dallas, Second Round, 2000

| Season | G-GS | MIN | FGM-A | PCT | FTM-A | PCT | OFF-DEF | TOT | AST | PF-D | ST | TO | BS | TP | RPG | APG | PPG |
|--------|------|-----|-------|------|-------|------|---------|-----|-----|------|----|----|----|----|-----|-----|-----|
| 03-04 | 2-0 | 20 | 3-8 | .375 | 0-0 | .000 | 0-1 | 1 | 0 | 2-0 | 0 | 0 | 0 | 7 | 0.5 | 0.0 | 3.5 |

Three-point field goals: 1-2 (.500)

BOB LANIER - 6-10 - 268 - Born 9/10/48 - St. Bonaventure - Drafted by Detroit, First Round, 1970

| Season | G-GS | MIN | FGM-A | PCT | FTM-A | PCT | OFF-DEF | TOT | AST | PF-D | ST | TO | BS | TP | RPG | APG | PPG |
|--------|---------|------|-----------|------|----------|------|----------|------|-----|--------|-----|-----|-----|------|-----|-----|------|
| 79-80 | 26-26 | 739 | 147-283 | .519 | 113-144 | .785 | 44-135 | 179 | 62 | 70-1 | 36 | 49 | 29 | 408 | 6.9 | 2.4 | 15.7 |
| 80-81 | 67-64 | 1753 | 376-716 | .525 | 208-277 | .751 | 128-285 | 413 | 179 | 184-0 | 73 | 139 | 81 | 961 | 6.2 | 2.7 | 14.3 |
| 81-82 | 74-72 | 1986 | 407-729 | .558 | 182-242 | .752 | 92-296 | 388 | 219 | 211-3 | 72 | 166 | 56 | 996 | 5.2 | 3.0 | 13.5 |
| 82-83 | 39-35 | 978 | 163-332 | .491 | 91-133 | .684 | 58-142 | 200 | 105 | 125-2 | 34 | 82 | 24 | 417 | 5.1 | 2.7 | 10.7 |
| 83-84 | 72-72 | 2007 | 392-685 | .572 | 194-274 | .708 | 141-314 | 455 | 186 | 228-8 | 58 | 163 | 51 | 978 | 6.3 | 2.6 | 13.6 |
| Total | 278-269 | 7463 | 1485-2745 | .541 | 788-1070 | .736 | 463-1172 | 1635 | 751 | 818-14 | 273 | 599 | 241 | 3760 | 5.9 | 2.7 | 13.5 |

Three-point field goals: 1-1 (1.000) '79-80; 1-1 (1.000) '80-81; 0-2 (.000) '81-82; 0-1 (.000) '82-83; 0-3 (.000) '83-84; Total 2-8 (.250).

Playoffs

| | | | | | | | | | | | | | | | | | |
|-------|-------|------|---------|------|---------|------|--------|-----|-----|-------|----|-----|----|-----|-----|-----|------|
| 79-80 | 7-7 | 256 | 52-101 | .515 | 31-42 | .738 | 17-48 | 65 | 31 | 23-0 | 7 | 17 | 8 | 135 | 9.3 | 4.4 | 19.3 |
| 80-81 | 7-7 | 236 | 50-85 | .588 | 23-32 | .719 | 12-40 | 52 | 28 | 18-0 | 12 | 14 | 8 | 123 | 7.4 | 4.0 | 17.6 |
| 81-82 | 6-6 | 212 | 41-80 | .513 | 14-25 | .560 | 18-27 | 45 | 22 | 21-1 | 8 | 14 | 5 | 96 | 7.5 | 3.7 | 16.0 |
| 82-83 | 9-9 | 250 | 51-89 | .573 | 21-35 | .600 | 17-46 | 63 | 23 | 32-2 | 5 | 21 | 14 | 123 | 7.0 | 2.6 | 13.7 |
| 83-84 | 16-16 | 499 | 82-171 | .480 | 39-44 | .886 | 32-85 | 117 | 55 | 57-1 | 11 | 38 | 10 | 203 | 7.3 | 3.4 | 12.7 |
| Total | 45-45 | 1453 | 276-526 | .525 | 128-178 | .719 | 96-246 | 342 | 159 | 151-4 | 43 | 104 | 45 | 680 | 7.6 | 3.5 | 15.1 |

Three-point field goals: 0-1 (.000) '81-82.

All-Star

| | | | | | | | | | | | | | | | | | |
|-------|-----|----|-----|------|-----|-------|-----|---|---|-----|---|---|---|---|-----|-----|-----|
| 81-82 | 1-0 | 11 | 3-7 | .429 | 2-2 | 1.000 | 2-1 | 3 | 0 | 3-0 | 0 | 1 | 1 | 8 | 3.0 | 0.0 | 8.0 |
|-------|-----|----|-----|------|-----|-------|-----|---|---|-----|---|---|---|---|-----|-----|-----|

Three-point field goals: None attempted.

RICH LAUREL - 6-5 - 190 - Born 7/11/54 - Hofstra - Drafted by Portland, First Round, 1977

| Season | G-GS | MIN | FGM-A | PCT | FTM-A | PCT | OFF-DEF | TOT | AST | PF-D | ST | TO | BS | TP | RPG | APG | PPG |
|--------|------|-----|-------|------|-------|-------|---------|-----|-----|------|----|----|----|----|-----|-----|-----|
| 77-78 | 10-0 | 57 | 10-31 | .323 | 4-4 | 1.000 | 6-4 | 10 | 3 | 10-0 | 3 | 4 | 1 | 24 | 1.0 | 0.3 | 2.4 |

RUSSELL LEE - 6-5 - 185 - Born 1/27/50 - Marshall - Drafted by Milwaukee, First Round, 1972

| Season | G-GS | MIN | FGM-A | PCT | FTM-A | PCT | OFF-DEF | TOT | AST | PF-D | ST | TO | BS | TP | RPG | APG | PPG |
|--------|------|-----|--------|------|-------|------|---------|-----|-----|------|------|------|------|-----|-----|-----|-----|
| 72-73 | 46-0 | 277 | 49-127 | .386 | 32-43 | .744 | ---- | 43 | 38 | 36-0 | ---- | ---- | ---- | 130 | 0.9 | 0.8 | 2.8 |
| 73-74 | 36-0 | 166 | 38-94 | .404 | 11-16 | .688 | 16-24 | 40 | 20 | 29-0 | 11 | ---- | 0 | 87 | 1.1 | 0.6 | 2.4 |
| Total | 82-0 | 443 | 87-221 | .394 | 43-59 | .729 | 16-24 | 83 | 58 | 65-0 | 11 | ---- | 0 | 217 | 1.0 | 0.7 | 2.6 |

Playoffs

| | | | | | | | | | | | | | | | | | |
|-------|----|----|-------|------|-----|------|------|---|---|-----|------|------|------|----|-----|-----|-----|
| 72-73 | 5 | 13 | 8-14 | .571 | 0-0 | .000 | ---- | 4 | 2 | 1-0 | ---- | ---- | ---- | 16 | 0.8 | 0.4 | 3.2 |
| 73-74 | 6 | 12 | 5-8 | .625 | 1-4 | .250 | 1-2 | 3 | 1 | 0-0 | 3 | ---- | 1 | 11 | 0.5 | 0.2 | 1.8 |
| Total | 11 | 25 | 13-22 | .591 | 1-4 | .250 | 1-2 | 7 | 3 | 1-0 | 3 | ---- | 1 | 27 | 0.6 | 0.3 | 2.5 |

JON LEUER - 6-10 - 228 - Born 5/14/89 - Wisconsin - Drafted by Milwaukee, Second Round, 2011

| Season | G-GS | MIN | FGM-A | PCT | FTM-A | PCT | OFF-DEF | TOT | AST | PF-D | ST | TO | BS | TP | RPG | APG | PPG |
|--------|-------|-----|--------|------|-------|------|---------|-----|-----|------|----|----|----|-----|-----|-----|-----|
| 11-12 | 46-12 | 555 | 97-191 | .508 | 21-28 | .750 | 45-75 | 120 | 25 | 67-0 | 14 | 18 | 17 | 218 | 2.6 | 0.5 | 4.7 |

Three-point field goals: 3-9 (.333)

ALL-TIME ROSTER

GENERAL
INFO

FRONT
OFFICE

PLAYERS

2011-12
SEASON

STATS &
RECORDS

HISTORY

NBA

OPPONENTS

MEDIA

ALTON LISTER - 7-0 - 248 - Born 10/1/58 - Arizona State - Drafted by Milwaukee, First Round, 1981

| Season | G-GS | MIN | FGM-A | PCT | FTM-A | PCT | OFF-DEF | TOT | AST | PF-D | ST | TO | BS | TP | RPG | APG | PPG |
|--------|---------|------|-----------|------|----------|-------|----------|------|-----|---------|-----|-----|-----|------|-----|-----|-----|
| 81-82 | 80-23 | 1186 | 149-287 | .519 | 64-123 | .520 | 108-279 | 387 | 84 | 239-4 | 18 | 129 | 118 | 362 | 4.8 | 1.1 | 4.5 |
| 82-83 | 80-37 | 1885 | 272-514 | .529 | 130-242 | .537 | 168-400 | 568 | 111 | 328-18 | 50 | 186 | 177 | 674 | 7.1 | 1.4 | 8.4 |
| 83-84 | 82-72 | 1955 | 256-512 | .500 | 114-182 | .626 | 156-447 | 603 | 10 | 327-11 | 41 | 153 | 140 | 626 | 7.4 | 0.1 | 7.6 |
| 84-85 | 81-80 | 2091 | 322-598 | .538 | 154-262 | .588 | 219-428 | 647 | 127 | 287-5 | 49 | 183 | 167 | 798 | 8.0 | 1.6 | 9.9 |
| 85-86 | 81-19 | 1812 | 318-577 | .551 | 160-266 | .602 | 199-393 | 592 | 101 | 300-8 | 49 | 161 | 142 | 796 | 7.3 | 1.2 | 9.8 |
| 94-95 | 60-32 | 776 | 66-134 | .493 | 35-70 | .500 | 67-169 | 236 | 12 | 146-3 | 16 | 38 | 57 | 167 | 3.9 | 0.2 | 2.8 |
| 95-96 | 7-5 | 88 | 4-9 | .444 | 2-2 | 1.000 | 7-22 | 29 | 4 | 15-0 | 0 | 4 | 3 | 10 | 4.1 | 0.6 | 1.4 |
| Total | 471-268 | 9793 | 1387-2631 | .527 | 659-1147 | .575 | 924-2138 | 3062 | 549 | 1642-49 | 223 | 854 | 804 | 3433 | 6.5 | 1.2 | 7.3 |

Three-point field goals: 0-1 (.000) 84-85; 0-2 (.000) '85-86; 0-1 (.000) '94-95; Total 0-4 (.000).

Playoffs

| | | | | | | | | | | | | | | | | | |
|-------|-------|------|---------|------|--------|------|---------|-----|----|-------|----|----|----|-----|-----|-----|------|
| 81-82 | 6-5 | 112 | 14-24 | .583 | 5-7 | .714 | 6-21 | 27 | 5 | 23-0 | 2 | 9 | 15 | 33 | 4.5 | 0.8 | 5.5 |
| 82-83 | 9-5 | 206 | 27-63 | .429 | 4-5 | .800 | 21-40 | 61 | 11 | 30-1 | 9 | 17 | 15 | 58 | 6.8 | 1.2 | 6.4 |
| 83-84 | 16-12 | 368 | 39-78 | .500 | 30-48 | .625 | 26-70 | 96 | 10 | 63-2 | 5 | 27 | 24 | 108 | 6.0 | 0.6 | 6.8 |
| 84-85 | 8-8 | 203 | 27-60 | .450 | 15-32 | .469 | 27-35 | 62 | 15 | 36-1 | 6 | 16 | 15 | 69 | 7.8 | 1.9 | 8.6 |
| 85-86 | 14-1 | 335 | 66-103 | .641 | 35-58 | .603 | 37-59 | 96 | 12 | 56-3 | 7 | 21 | 22 | 167 | 6.9 | 0.9 | 11.9 |
| Total | 53-31 | 1224 | 173-328 | .527 | 79-150 | .527 | 117-225 | 342 | 53 | 208-7 | 29 | 90 | 91 | 435 | 6.5 | 1.0 | 8.2 |

Three-point field goals: 0-1 (.000) '82-83; 0-1 (.000) '85-86; Total 0-2 (.000).

SHAUN LIVINGSTON - 6-7 - 175 - Born 9/11/85 - Peoria Central H.S. - Drafted by LA Clippers, First Round, 2004

| Season | G-GS | MIN | FGM-A | PCT | FTM-A | PCT | OFF-DEF | TOT | AST | PF-D | ST | TO | BS | TP | RPG | APG | PPG |
|--------|-------|------|---------|------|-------|------|---------|-----|-----|------|----|----|----|-----|-----|-----|-----|
| 11-12 | 58-27 | 1092 | 127-271 | .469 | 62-79 | .785 | 39-84 | 123 | 122 | 79-0 | 27 | 66 | 20 | 318 | 2.1 | 2.1 | 5.5 |

Three-point field goals: 2-3 (.667)

SCOTT LLOYD - 6-10 - 230 - Born 12/19/52 - Arizona State - Drafted by Milwaukee, Second Round, 1976

| Season | G-GS | MIN | FGM-A | PCT | FTM-A | PCT | OFF-DEF | TOT | AST | PF-D | ST | TO | BS | TP | RPG | APG | PPG |
|--------|------|------|---------|------|---------|------|---------|-----|-----|-------|----|----|----|-----|-----|-----|-----|
| 76-77 | 69-0 | 1025 | 153-324 | .472 | 95-126 | .754 | 81-129 | 210 | 33 | 158-5 | 21 | — | 13 | 401 | 3.0 | 0.5 | 5.8 |
| 77-78 | 14-0 | 112 | 12-33 | .364 | 6-10 | .600 | 7-19 | 26 | 9 | 22-0 | 3 | 7 | 5 | 30 | 1.9 | 0.6 | 2.1 |
| Total | 83-0 | 1137 | 165-357 | .467 | 101-136 | .743 | 88-148 | 236 | 42 | 180-5 | 24 | 7 | 18 | 431 | 2.8 | 0.5 | 5.2 |

BRAD LOHAUS - 6-11 - 238 - Born 9/29/64 - Iowa - Drafted by Boston, Second Round, 1987

| Season | G-GS | MIN | FGM-A | PCT | FTM-A | PCT | OFF-DEF | TOT | AST | PF-D | ST | TO | BS | TP | RPG | APG | PPG |
|--------|--------|------|----------|------|---------|------|---------|------|-----|--------|-----|-----|-----|------|-----|-----|------|
| 89-90 | 52-17 | 1353 | 211-461 | .458 | 54-77 | .701 | 77-218 | 295 | 106 | 145-2 | 44 | 64 | 66 | 522 | 5.7 | 2.0 | 10.0 |
| 90-91 | 81-3 | 1219 | 179-415 | .431 | 37-54 | .685 | 59-158 | 217 | 75 | 170-3 | 50 | 60 | 74 | 428 | 2.7 | 0.9 | 5.3 |
| 91-92 | 70-8 | 1081 | 162-360 | .450 | 27-41 | .659 | 65-184 | 249 | 74 | 144-5 | 40 | 46 | 71 | 408 | 3.6 | 1.1 | 5.8 |
| 92-93 | 80-24 | 1766 | 283-614 | .461 | 73-101 | .723 | 59-217 | 276 | 127 | 178-1 | 47 | 93 | 74 | 724 | 3.5 | 1.6 | 9.1 |
| 93-94 | 67-2 | 962 | 102-281 | .363 | 20-29 | .690 | 33-117 | 150 | 62 | 142-3 | 30 | 58 | 55 | 270 | 2.2 | 0.9 | 4.0 |
| Total | 350-54 | 6381 | 937-2131 | .439 | 211-302 | .699 | 293-894 | 1187 | 444 | 779-14 | 211 | 321 | 340 | 2352 | 3.4 | 1.3 | 6.8 |

Three-point field goals: 46-121 (.380) '89-90; 33-119 (.277) '90-91; 57-144 (.396) '91-92; 85-230 (.370) '92-93; 46-134 (.343) '93-94; Total 267-758 (.352).

Playoffs

| | | | | | | | | | | | | | | | | | |
|-------|-----|-----|-------|------|-----|------|------|----|---|------|---|----|---|----|-----|-----|-----|
| 89-90 | 4-4 | 147 | 16-40 | .400 | 0-0 | .000 | 4-23 | 27 | 5 | 17-1 | 8 | 9 | 9 | 38 | 6.8 | 1.3 | 9.5 |
| 90-91 | 3-0 | 41 | 5-16 | .313 | 1-2 | .500 | 4-5 | 9 | 1 | 6-0 | 0 | 3 | 0 | 14 | 3.0 | 0.3 | 4.7 |
| Total | 7-4 | 188 | 21-56 | .375 | 1-2 | .500 | 8-28 | 36 | 6 | 23-1 | 8 | 12 | 9 | 52 | 5.1 | 0.9 | 7.4 |

Three-point field goals: 6-16 (.375) '89-90; 3-8 (.375) '90-91; Total 9-24 (.375).

BOB LOVE - 6-8 - 215 - Born 12/8/42 - Southern - Drafted by Cincinnati, Fourth Round, 1965

| Season | G-GS | MIN | FGM-A | PCT | FTM-A | PCT | OFF-DEF | TOT | AST | PF-D | ST | TO | BS | TP | RPG | APG | PPG |
|--------|------|-----|--------|------|-------|------|---------|-----|-----|------|----|----|----|-----|-----|-----|-----|
| 68-69 | 14 | 227 | 39-106 | .368 | 29-38 | .763 | — | 64 | 3 | 22-0 | — | — | — | 107 | 4.6 | 0.2 | 7.6 |

CHARLES LOWERY - 6-3 - 185 - Born 11/21/49 - Puget Sound - Drafted by Seattle, Eighth Round, 1971

| Season | G-GS | MIN | FGM-A | PCT | FTM-A | PCT | OFF-DEF | TOT | AST | PF-D | ST | TO | BS | TP | RPG | APG | PPG |
|--------|------|-----|-------|------|-------|------|---------|-----|-----|------|----|----|----|----|-----|-----|-----|
| 71-72 | 20-0 | 134 | 17-38 | .447 | 11-18 | .611 | — | 19 | 14 | 16-1 | — | — | — | 45 | 1.0 | 0.7 | 2.3 |

Playoffs

| | | | | | | | | | | | | | | | | | |
|-------|---|----|-----|------|-----|------|---|---|---|-----|---|---|---|---|-----|-----|-----|
| 71-72 | 7 | 26 | 2-8 | .250 | 2-3 | .667 | — | 3 | 1 | 4-0 | — | — | — | 6 | 0.4 | 0.1 | 0.9 |
|-------|---|----|-----|------|-----|------|---|---|---|-----|---|---|---|---|-----|-----|-----|

JOHN LUCAS - 6-3 - 185 - Born 10/31/53 - Maryland - Drafted by Houston, First Round, 1976

| Season | G-GS | MIN | FGM-A | PCT | FTM-A | PCT | OFF-DEF | TOT | AST | PF-D | ST | TO | BS | TP | RPG | APG | PPG |
|--------|--------|------|----------|------|---------|------|---------|-----|-----|-------|-----|-----|----|------|-----|-----|------|
| 86-87 | 43-40 | 1358 | 285-624 | .457 | 137-174 | .787 | 29-96 | 125 | 290 | 82-0 | 71 | 89 | 6 | 753 | 2.9 | 6.7 | 17.5 |
| 87-88 | 81-22 | 1766 | 281-631 | .445 | 130-162 | .802 | 29-130 | 159 | 392 | 102-1 | 88 | 125 | 3 | 743 | 2.0 | 4.8 | 9.2 |
| Total | 124-62 | 3124 | 566-1255 | .451 | 267-336 | .795 | 58-226 | 284 | 682 | 184-1 | 159 | 214 | 9 | 1496 | 2.3 | 5.5 | 12.1 |

Three-point field goals: 46-126 (.365) '86-87; 51-151 (.338) '87-88; Total 97-277 (.350).

Playoffs

| | | | | | | | | | | | | | | | | | |
|-------|-------|-----|--------|------|-------|------|------|----|----|------|----|----|---|-----|-----|-----|------|
| 86-87 | 12-12 | 362 | 68-150 | .453 | 39-48 | .813 | 4-21 | 25 | 62 | 17-0 | 14 | 20 | 1 | 187 | 2.1 | 5.2 | 15.6 |
| 87-88 | 5-0 | 80 | 10-27 | .370 | 6-9 | .667 | 5-3 | 8 | 19 | 5-0 | 5 | 6 | 0 | 29 | 1.6 | 3.8 | 5.8 |
| Total | 17-12 | 442 | 78-177 | .441 | 45-57 | .789 | 9-24 | 33 | 81 | 22-0 | 19 | 26 | 1 | 216 | 1.9 | 4.8 | 12.7 |

Three-point field goals: 12-36 (.333) '86-87; 3-13 (.231) '87-88; Total 15-49 (.306).

TYRONN LUE - 6-0 - 175 - Born 5/3/77 - Nebraska - Drafted by Denver, First Round, 1998

| Season | G-GS | MIN | FGM-A | PCT | FTM-A | PCT | OFF-DEF | TOT | AST | PF-D | ST | TO | BS | TP | RPG | APG | PPG |
|--------|------|-----|--------|------|-------|------|---------|-----|-----|------|----|----|----|-----|-----|-----|-----|
| 08-09 | 30-0 | 392 | 54-119 | .454 | 12-16 | .750 | 6-29 | 35 | 46 | 41-0 | 6 | 21 | 0 | 141 | 1.2 | 1.5 | 4.7 |

Three-point field goals: 3-9 (.333).

COREY MAGGETTE - 6-6 - 225 - Born 11/12/79 - Duke - Drafted by Seattle, First Round, 1999

| Season | G-GS | MIN | FGM-A | PCT | FTM-A | PCT | OFF-DEF | TOT | AST | PF-D | ST | TO | BS | TP | RPG | APG | PPG |
|--------|-------|------|---------|------|---------|------|---------|-----|-----|-------|----|-----|----|-----|-----|-----|------|
| 10-11 | 67-18 | 1401 | 253-559 | .453 | 271-325 | .834 | 44-197 | 241 | 84 | 175-2 | 21 | 127 | 5 | 805 | 3.6 | 1.3 | 12.0 |

Three-point field goals: 28-78 (.359).

JAMAAL MAGLOIRE - 6-11 - 265 - Born 5/21/78 - Kentucky - Drafted by Charlotte, First Round, 2000

| Season | G-GS | MIN | FGM-A | PCT | FTM-A | PCT | OFF-DEF | TOT | AST | PF-D | ST | TO | BS | TP | RPG | APG | PPG |
|--------|-------|------|---------|------|---------|------|---------|-----|-----|-------|----|-----|----|-----|-----|-----|-----|
| 05-06 | 82-82 | 2465 | 287-615 | .467 | 178-333 | .535 | 220-558 | 778 | 56 | 276-6 | 29 | 166 | 80 | 752 | 9.5 | 0.7 | 9.2 |

Three-point field goals: None attempted

Playoffs

| | | | | | | | | | | | | | | | | | |
|-------|-----|-----|-------|------|------|------|-------|----|---|------|---|---|---|----|-----|-----|-----|
| 05-06 | 5-5 | 135 | 18-38 | .474 | 9-15 | .600 | 11-29 | 40 | 5 | 14-0 | 2 | 6 | 6 | 45 | 8.0 | 1.0 | 9.0 |
|-------|-----|-----|-------|------|------|------|-------|----|---|------|---|---|---|----|-----|-----|-----|

Three-point field goals: None attempted

ALL-TIME ROSTER

MOSES MALONE - 6-10 - 255 - Born 3/23/55 - Petersburg H.S. (VA) - Drafted by Utah, Third Round, 1974 (ABA)

| Season | G-GS | MIN | FGM-A | PCT | FTM-A | PCT | OFF-DEF | TOT | AST | PF-D | ST | TO | BS | TP | RPG | APG | PPG |
|--------|-------|------|---------|------|---------|------|---------|-----|-----|-------|----|-----|----|------|-----|-----|------|
| 91-92 | 82-77 | 2511 | 440-929 | .474 | 396-504 | .786 | 320-424 | 744 | 93 | 136-0 | 74 | 150 | 64 | 1279 | 9.1 | 1.1 | 15.6 |
| 92-93 | 11-0 | 104 | 13-42 | .310 | 24-31 | .774 | 22-24 | 46 | 7 | 6-0 | 1 | 10 | 8 | 50 | 4.2 | 0.6 | 4.5 |
| Total | 93-77 | 2615 | 453-971 | .467 | 420-535 | .785 | 342-448 | 790 | 100 | 142-0 | 75 | 160 | 72 | 1329 | 8.5 | 1.1 | 14.3 |

Three-point field goals: 3-8 (.375) '91-92.

DANNY MANNING - 6-10 - 244 - Born 5/17/66 - Kansas - Drafted by LA Clippers, First Round, 1988

| Season | G-GS | MIN | FGM-A | PCT | FTM-A | PCT | OFF-DEF | TOT | AST | PF-D | ST | TO | BS | TP | RPG | APG | PPG |
|--------|------|------|---------|------|-------|------|---------|-----|-----|-------|----|----|----|-----|-----|-----|-----|
| 99-00 | 72-0 | 1217 | 149-339 | .440 | 34-52 | .654 | 50-158 | 208 | 73 | 183-2 | 62 | 55 | 29 | 333 | 2.9 | 1.0 | 4.6 |

Three-point field goals: 1-4 (.250).

Playoffs

| | | | | | | | | | | | | | | | | | |
|-------|-----|---|-----|------|-----|-----|-----|---|---|-----|---|---|---|---|-----|-----|-----|
| 99-00 | 1-0 | 5 | 0-1 | .000 | 0-0 | --- | 0-1 | 1 | 0 | 0-0 | 0 | 0 | 0 | 0 | 1.0 | 0.0 | 0.0 |
|-------|-----|---|-----|------|-----|-----|-----|---|---|-----|---|---|---|---|-----|-----|-----|

Three-point field goals: None attempted.

PACE MANNION - 6-7 - 190 - Born 9/22/60 - Utah - Drafted by Golden State, Second Round, 1983

| Season | G-GS | MIN | FGM-A | PCT | FTM-A | PCT | OFF-DEF | TOT | AST | PF-D | ST | TO | BS | TP | RPG | APG | PPG |
|--------|------|-----|--------|------|-------|------|---------|-----|-----|------|----|----|----|-----|-----|-----|-----|
| 87-88 | 35-1 | 477 | 48-118 | .407 | 25-37 | .676 | 17-34 | 51 | 55 | 53-0 | 13 | 24 | 7 | 123 | 1.5 | 1.6 | 3.5 |

Three-point field goals: 2-12 (.167).

DAMIR MARKOTA - 6-10 - 225 - Born 12/26/85 - Croatia - Drafted by San Antonio, Second Round, 2006

| Season | G-GS | MIN | FGM-A | PCT | FTM-A | PCT | OFF-DEF | TOT | AST | PF-D | ST | TO | BS | TP | RPG | APG | PPG |
|--------|------|-----|-------|------|-------|------|---------|-----|-----|------|----|----|----|----|-----|-----|-----|
| 06-07 | 30-0 | 170 | 19-52 | .365 | 7-11 | .636 | 11-20 | 31 | 6 | 22-0 | 3 | 15 | 1 | 51 | 1.0 | 0.2 | 1.7 |

Three-point field goals: 0-2 (.000).

CUONZO MARTIN - 6-5 - 210 - Born 9/23/71 - Purdue - Drafted by Atlanta, Second Round, 1995

| Season | G-GS | MIN | FGM-A | PCT | FTM-A | PCT | OFF-DEF | TOT | AST | PF-D | ST | TO | BS | TP | RPG | APG | PPG |
|--------|------|-----|-------|------|-------|-----|---------|-----|-----|------|----|----|----|----|-----|-----|-----|
| 96-97 | 3-0 | 13 | 0-7 | .000 | 0-0 | --- | 1-0 | 1 | 1 | 1-0 | 0 | 1 | 0 | 0 | 0.3 | 0.3 | 0.0 |

Three-point field goals: 0-2 (.000).

ANTHONY MASON - 6-8 - 265 - Born 12/14/66 - Tennessee State - Drafted by Portland, Third Round, 1988

| Season | G-GS | MIN | FGM-A | PCT | FTM-A | PCT | OFF-DEF | TOT | AST | PF-D | ST | TO | BS | TP | RPG | APG | PPG |
|--------|---------|------|----------|------|---------|------|---------|------|-----|-------|----|-----|----|------|-----|-----|-----|
| 01-02 | 82-82 | 3143 | 316-626 | .505 | 154-221 | .697 | 169-601 | 770 | 346 | 187-0 | 57 | 130 | 22 | 787 | 9.4 | 4.2 | 9.6 |
| 02-03 | 65-58 | 2119 | 191-393 | .486 | 84-117 | .718 | 90-326 | 416 | 209 | 147-0 | 32 | 79 | 12 | 466 | 6.4 | 3.2 | 7.2 |
| Total | 147-140 | 5262 | 507-1019 | .498 | 238-338 | .704 | 259-927 | 1062 | 555 | 334-0 | 89 | 209 | 34 | 1253 | 7.2 | 3.8 | 8.5 |

Three-point field goals: 1-1 (.000) '01-02; 0-1 (.000) '02-03; Total 1-2 (.500).

Playoffs

| | | | | | | | | | | | | | | | | | |
|-------|-----|-----|------|------|------|------|------|----|---|----|---|---|---|----|-----|-----|-----|
| 02-03 | 6-0 | 157 | 7-17 | .412 | 9-13 | .692 | 4-16 | 20 | 1 | 17 | 3 | 8 | 1 | 23 | 3.3 | 0.2 | 3.8 |
|-------|-----|-----|------|------|------|------|------|----|---|----|---|---|---|----|-----|-----|-----|

Three-point field goals: None attempted.

DESMOND MASON - 6-5 - 222 - Born 10/11/77 - Oklahoma State - Drafted by Seattle, First Round, 2000

| Season | G-GS | MIN | FGM-A | PCT | FTM-A | PCT | OFF-DEF | TOT | AST | PF-D | ST | TO | BS | TP | RPG | APG | PPG |
|--------|---------|------|-----------|------|----------|------|---------|------|-----|-------|-----|-----|----|------|-----|-----|------|
| 02-03 | 28-25 | 952 | 166-350 | .474 | 78-102 | .765 | 66-122 | 188 | 68 | 74-0 | 20 | 41 | 11 | 415 | 6.7 | 2.4 | 14.8 |
| 03-04 | 82-31 | 2534 | 409-867 | .472 | 356-463 | .769 | 93-266 | 359 | 152 | 191-2 | 60 | 148 | 24 | 1183 | 4.4 | 1.9 | 14.4 |
| 04-05 | 80-71 | 2893 | 478-1079 | .443 | 420-524 | .802 | 85-227 | 312 | 217 | 198-1 | 58 | 164 | 27 | 1377 | 3.9 | 2.7 | 17.2 |
| 07-08 | 59-56 | 1792 | 230-477 | .482 | 114-173 | .659 | 75-181 | 256 | 121 | 106-0 | 40 | 83 | 30 | 574 | 4.3 | 2.1 | 9.7 |
| Total | 249-183 | 8081 | 1283-2773 | .463 | 968-1262 | .767 | 319-796 | 1115 | 558 | 569-3 | 178 | 436 | 92 | 3549 | 4.5 | 2.2 | 14.3 |

Three-point field goals: 5-17 (.294) '02-03; 9-39 (.231) '03-04; 1-8 (.125) '04-05; 0-0 (.000) '07-08; Total 15-64 (.234).

Playoffs

| | | | | | | | | | | | | | | | | | |
|-------|-------|-----|--------|------|-------|------|-------|----|----|------|----|----|---|-----|-----|-----|------|
| 02-03 | 6-6 | 204 | 28-55 | .509 | 22-31 | .710 | 6-36 | 42 | 5 | 19-1 | 6 | 7 | 4 | 78 | 7.0 | 0.8 | 13.0 |
| 03-04 | 5-5 | 198 | 25-74 | .338 | 22-26 | .846 | 4-20 | 24 | 12 | 16-0 | 4 | 12 | 2 | 72 | 4.8 | 2.4 | 14.4 |
| Total | 11-11 | 402 | 53-129 | .411 | 44-57 | .772 | 10-56 | 66 | 17 | 35-1 | 10 | 19 | 6 | 150 | 6.0 | 1.6 | 13.6 |

Three-point field goals: 0-4 (.000) '02-03; 0-2 (.000) '03-04; Total 0-6 (.000).

SCOTT MAY - 6-7 - 215 - Born 3/19/54 - Indiana - Drafted by Chicago, First Round, 1976

| Season | G-GS | MIN | FGM-A | PCT | FTM-A | PCT | OFF-DEF | TOT | AST | PF-D | ST | TO | BS | TP | RPG | APG | PPG |
|--------|------|------|---------|------|---------|------|---------|-----|-----|-------|----|----|----|-----|-----|-----|-----|
| 81-82 | 65-7 | 1187 | 212-417 | .508 | 159-193 | .824 | 85-133 | 218 | 133 | 151-2 | 50 | 92 | 6 | 583 | 3.4 | 2.0 | 9.0 |

Three-point field goals: 0-4 (.000).

Playoffs

| | | | | | | | | | | | | | | | | | |
|-------|-----|----|------|------|------|------|-----|----|----|-----|---|---|---|----|-----|-----|-----|
| 81-82 | 4-0 | 50 | 4-20 | .200 | 9-14 | .643 | 7-4 | 11 | 10 | 6-0 | 2 | 6 | 0 | 17 | 2.8 | 2.5 | 4.3 |
|-------|-----|----|------|------|------|------|-----|----|----|-----|---|---|---|----|-----|-----|-----|

Three-point field goals: None attempted.

LEE MAYBERRY - 6-1 - 175 - Born 6/12/70 - Arkansas - Drafted by Milwaukee, First Round, 1992

| Season | G-GS | MIN | FGM-A | PCT | FTM-A | PCT | OFF-DEF | TOT | AST | PF-D | ST | TO | BS | TP | RPG | APG | PPG |
|--------|--------|------|----------|------|---------|------|---------|-----|------|-------|-----|-----|----|------|-----|-----|-----|
| 92-93 | 82-4 | 1503 | 171-375 | .456 | 39-68 | .574 | 26-92 | 118 | 273 | 148-1 | 59 | 85 | 7 | 424 | 1.4 | 3.3 | 5.2 |
| 93-94 | 82-6 | 1472 | 167-402 | .415 | 58-84 | .690 | 26-75 | 101 | 215 | 114-0 | 46 | 97 | 4 | 433 | 1.2 | 2.6 | 5.3 |
| 94-95 | 82-50 | 1744 | 172-408 | .422 | 58-83 | .699 | 21-61 | 82 | 276 | 123-0 | 51 | 106 | 4 | 474 | 1.0 | 3.4 | 5.8 |
| 95-96 | 82-20 | 1705 | 153-364 | .420 | 41-68 | .603 | 21-69 | 90 | 302 | 144-1 | 64 | 89 | 10 | 422 | 1.1 | 3.7 | 5.1 |
| Total | 328-80 | 6424 | 663-1549 | .428 | 196-303 | .647 | 94-297 | 391 | 1066 | 529-2 | 220 | 377 | 25 | 1753 | 1.2 | 3.3 | 5.3 |

Three-point field goals: 43-110 (.391) '92-93; 41-119 (.345) '93-94; 72-177 (.407) '94-95; 75-189 (.397) '95-96; Total 231-595 (.388).

CLYDE MAYES - 6-9 - 225 - Born 3/17/53 - Furman - Drafted by Milwaukee, Second Round, 1975

| Season | G-GS | MIN | FGM-A | PCT | FTM-A | PCT | OFF-DEF | TOT | AST | PF-D | ST | TO | BS | TP | RPG | APG | PPG |
|--------|-------|-----|---------|------|-------|------|---------|-----|-----|-------|----|-----|----|-----|-----|-----|-----|
| 75-76 | 65-30 | 948 | 114-248 | .460 | 56-97 | .577 | 97-166 | 263 | 37 | 154-7 | 9 | --- | 42 | 284 | 4.0 | 0.6 | 4.4 |

Playoffs

| | | | | | | | | | | | | | | | | | |
|-------|---|----|-----|------|-----|------|---|---|---|-----|---|-----|---|---|-----|-----|-----|
| 75-76 | 3 | 41 | 1-5 | .200 | 3-4 | .750 | 6 | 1 | 1 | 6-1 | 1 | --- | 1 | 5 | 0.3 | 0.3 | 1.7 |
|-------|---|----|-----|------|-----|------|---|---|---|-----|---|-----|---|---|-----|-----|-----|

CHRIS MCCRAY - 6-5 - 192 - Born 5/27/84 - Maryland - Not Drafted

| Season | G-GS | MIN | FGM-A | PCT | FTM-A | PCT | OFF-DEF | TOT | AST | PF-D | ST | TO | BS | TP | RPG | APG | PPG |
|--------|------|-----|-------|------|-------|------|---------|-----|-----|------|----|----|----|----|-----|-----|-----|
| 06-07 | 5-0 | 12 | 0-3 | .000 | 0-0 | .000 | 0-0 | 0 | 0 | 1-0 | 0 | 2 | 0 | 0 | 0.0 | 0.0 | 0.0 |

Three-point field goals: None attempted.

GLENN McDONALD - 6-6 - 190 - Born 3/18/52 - Long Beach State - Drafted by Boston, First Round, 1974

| Season | G-GS | MIN | FGM-A | PCT | FTM-A | PCT | OFF-DEF | TOT | AST | PF-D | ST | TO | BS | TP | RPG | APG | PPG |
|--------|------|-----|-------|------|-------|------|---------|-----|-----|------|----|-----|----|----|-----|-----|-----|
| 76-77 | 9-0 | 79 | 8-34 | .235 | 3-4 | .750 | 8-4 | 12 | 7 | 11-0 | 4 | --- | 0 | 19 | 1.3 | 0.8 | 2.1 |

ALL-TIME ROSTER

GENERAL
INFO

FRONT
OFFICE

PLAYERS

2011-12
SEASON

STATS &
RECORDS

HISTORY

NBA

OPPONENTS

MEDIA

HANK MCDOWELL - 6-9 - 215 - Born 11/13/59 - Memphis - Drafted by Golden State, Fifth Round, 1981

| Season | G-GS | MIN | FGM-A | PCT | FTM-A | PCT | OFF-DEF | TOT | AST | PF-D | ST | TO | BS | TP | RPG | APG | PPG |
|--------|------|-----|-------|------|-------|------|---------|-----|-----|------|----|----|----|----|-----|-----|-----|
| 86-87 | 7-0 | 70 | 8-17 | .471 | 6-7 | .857 | 9-10 | 19 | 2 | 14-0 | 2 | 3 | 0 | 22 | 2.7 | 0.3 | 3.1 |

Three-point field goals: None attempted.

JON MCGLOCKLIN - 6-5 - 205 - Born 6/10/43 - Indiana - Drafted by Cincinnati, Third Round, 1965

| Season | G-GS | MIN | FGM-A | PCT | FTM-A | PCT | OFF-DEF | TOT | AST | PF-D | ST | TO | BS | TP | RPG | APG | PPG |
|--------|-------|-------|-----------|------|----------|------|---------|------|------|--------|------|------|------|------|-----|-----|------|
| 68-69 | 80 | 2888 | 662-1358 | .487 | 246-292 | .842 | ---- | 343 | 312 | 186-1 | ---- | ---- | ---- | 1570 | 4.3 | 3.9 | 19.6 |
| 69-70 | 82 | 2966 | 639-1206 | .530 | 169-198 | .854 | ---- | 252 | 303 | 164-0 | ---- | ---- | ---- | 1447 | 3.1 | 3.7 | 17.6 |
| 70-71 | 82-80 | 2891 | 574-1073 | .535 | 144-167 | .862 | ---- | 223 | 305 | 189-0 | ---- | ---- | ---- | 1292 | 2.7 | 3.7 | 15.8 |
| 71-72 | 80-46 | 2213 | 374-733 | .510 | 109-126 | .869 | ---- | 181 | 231 | 146-0 | ---- | ---- | ---- | 857 | 2.3 | 2.9 | 10.7 |
| 72-73 | 80-15 | 1951 | 351-699 | .502 | 63-73 | .863 | ---- | 158 | 236 | 119-0 | ---- | ---- | ---- | 765 | 2.0 | 3.0 | 9.6 |
| 73-74 | 79-22 | 1910 | 329-693 | .475 | 72-80 | .900 | 33-106 | 139 | 241 | 128-1 | 43 | ---- | 7 | 730 | 1.8 | 3.1 | 9.2 |
| 74-75 | 79-21 | 1853 | 323-651 | .496 | 63-72 | .875 | 25-94 | 119 | 255 | 142-2 | 51 | ---- | 6 | 709 | 1.5 | 3.2 | 9.0 |
| 75-76 | 33-0 | 336 | 63-148 | .426 | 9-10 | .900 | 3-14 | 17 | 38 | 18-0 | 8 | ---- | 0 | 135 | 0.5 | 1.2 | 4.1 |
| Total | 595 | 17008 | 3315-6561 | .505 | 875-1018 | .860 | 61-214 | 1432 | 1921 | 1092-4 | 102 | ---- | 13 | 7505 | 2.4 | 3.2 | 12.6 |

Playoffs

| | | | | | | | | | | | | | | | | | |
|-------|----|------|---------|------|-------|------|------|----|-----|-------|------|------|------|-----|-----|-----|------|
| 69-70 | 10 | 377 | 62-144 | .431 | 25-31 | .806 | ---- | 36 | 21 | 22-0 | ---- | ---- | ---- | 149 | 3.6 | 2.1 | 14.9 |
| 70-71 | 14 | 491 | 90-168 | .536 | 28-33 | .848 | ---- | 31 | 34 | 36-0 | ---- | ---- | ---- | 208 | 2.2 | 2.4 | 14.9 |
| 71-72 | 5 | 103 | 15-35 | .429 | 5-6 | .833 | ---- | 3 | 6 | 11-0 | ---- | ---- | ---- | 35 | 0.6 | 1.2 | 7.0 |
| 72-73 | 6 | 145 | 27-53 | .509 | 7-8 | .875 | ---- | 7 | 13 | 11-0 | ---- | ---- | ---- | 61 | 1.2 | 2.2 | 10.2 |
| 73-74 | 14 | 333 | 55-111 | .495 | 8-11 | .727 | 1-15 | 16 | 44 | 28-0 | 6 | ---- | 1 | 118 | 1.1 | 3.1 | 8.4 |
| 75-76 | 2 | 13 | 3-4 | .750 | 0-0 | .000 | 1-0 | 1 | 1 | 2-0 | 1 | ---- | 0 | 6 | 0.5 | 0.5 | 3.0 |
| Total | 51 | 1462 | 252-515 | .489 | 73-89 | .820 | 2-15 | 94 | 119 | 110-0 | 7 | ---- | 1 | 577 | 1.8 | 2.3 | 11.3 |

All-Star

| | | | | | | | | | | | | | | | | | |
|-------|---|---|-----|------|-----|------|------|---|---|-----|------|------|------|---|-----|-----|-----|
| 68-69 | 1 | 7 | 1-2 | .500 | 0-0 | .000 | ---- | 1 | 0 | 0-0 | ---- | ---- | ---- | 2 | 1.0 | 0.0 | 2.0 |
|-------|---|---|-----|------|-----|------|------|---|---|-----|------|------|------|---|-----|-----|-----|

MCCOY MCLEMORE - 6-7 - 235 - Born 4/3/42 - Drake - Drafted by San Francisco, Third Round, 1964

| Season | G-GS | MIN | FGM-A | PCT | FTM-A | PCT | OFF-DEF | TOT | AST | PF-D | ST | TO | BS | TP | RPG | APG | PPG |
|--------|------|-----|--------|------|-------|------|---------|-----|-----|------|------|------|------|-----|-----|-----|-----|
| 70-71 | 28-1 | 415 | 49-133 | .368 | 34-41 | .829 | ---- | 105 | 30 | 66-1 | ---- | ---- | ---- | 132 | 3.8 | 1.1 | 4.7 |
| 71-72 | 10-0 | 99 | 9-28 | .321 | 11-12 | .917 | ---- | 34 | 12 | 18-0 | ---- | ---- | ---- | 29 | 3.4 | 1.2 | 2.9 |
| Total | 38-1 | 514 | 58-161 | .360 | 45-53 | .849 | ---- | 139 | 42 | 84-1 | ---- | ---- | ---- | 161 | 3.7 | 1.2 | 4.2 |

Playoffs

| | | | | | | | | | | | | | | | | | |
|-------|----|----|------|------|-----|------|------|----|---|-----|------|------|------|---|-----|-----|-----|
| 70-71 | 10 | 52 | 3-12 | .250 | 1-2 | .500 | ---- | 16 | 8 | 8-0 | ---- | ---- | ---- | 7 | 1.6 | 0.8 | 0.7 |
|-------|----|----|------|------|-----|------|------|----|---|-----|------|------|------|---|-----|-----|-----|

JODIE MEEKS - 6-4 - 208 - Born 8/21/87 - Kentucky - Drafted by Milwaukee, Second Round, 2009

| Season | G-GS | MIN | FGM-A | PCT | FTM-A | PCT | OFF-DEF | TOT | AST | PF-D | ST | TO | BS | TP | RPG | APG | PPG |
|--------|------|-----|--------|------|-------|------|---------|-----|-----|------|----|----|----|-----|-----|-----|-----|
| 09-10 | 41-0 | 486 | 64-177 | .362 | 18-21 | .857 | 5-67 | 72 | 22 | 33-0 | 13 | 20 | 4 | 169 | 1.6 | 0.5 | 4.1 |

Three-point field goals: 23-82 (.280).

DAVE MEYERS - 6-9 - 225 - Born 4/21/53 - UCLA - Drafted by LA Lakers, First Round, 1975

| Season | G-GS | MIN | FGM-A | PCT | FTM-A | PCT | OFF-DEF | TOT | AST | PF-D | ST | TO | BS | TP | RPG | APG | PPG |
|-----------------------|---------|------|-----------|------|----------|------|----------|------|-----|-------|-----|------|-----|------|-----|-----|------|
| 75-76 | 72-33 | 1589 | 198-472 | .419 | 135-210 | .643 | 121-324 | 445 | 100 | 145-0 | 72 | ---- | 25 | 531 | 6.2 | 1.4 | 7.4 |
| 76-77 | 50-33 | 1262 | 179-383 | .467 | 127-192 | .661 | 122-219 | 341 | 86 | 152-4 | 42 | ---- | 32 | 485 | 6.8 | 1.7 | 9.7 |
| 77-78 | 80-79 | 2416 | 432-938 | .461 | 314-435 | .722 | 144-393 | 537 | 241 | 240-2 | 86 | 213 | 46 | 1178 | 6.7 | 3.0 | 14.7 |
| 78-79 - Injured - DNP | | | | | | | | | | | | | | | | | |
| 79-80 | 79-77 | 2204 | 399-830 | .481 | 156-246 | .634 | 140-308 | 448 | 225 | 218-3 | 72 | 182 | 40 | 995 | 5.7 | 2.8 | 12.1 |
| Total | 281-222 | 7471 | 1208-2623 | .461 | 732-1083 | .676 | 527-1244 | 1771 | 652 | 755-9 | 272 | 395 | 153 | 3149 | 6.3 | 2.3 | 11.2 |

Three-point field goals: 1-5 (.200) 79-80.

Playoffs

| | | | | | | | | | | | | | | | | | |
|-----------------------|----|-----|--------|------|-------|------|-------|-----|----|------|----|------|----|-----|-----|-----|------|
| 75-76 | 3 | 54 | 5-11 | .455 | 14-17 | .824 | 2-12 | 14 | 2 | 8-0 | 1 | ---- | 0 | 24 | 4.7 | 0.7 | 8.0 |
| 77-78 | 9 | 279 | 44-99 | .444 | 28-42 | .667 | 27-47 | 74 | 35 | 32-0 | 7 | ---- | 11 | 116 | 8.2 | 3.9 | 12.9 |
| 78-79 - Injured - DNP | | | | | | | | | | | | | | | | | |
| 79-80 | 7 | 195 | 26-62 | .419 | 14-30 | .467 | 16-19 | 35 | 14 | 25-0 | 9 | 15 | 6 | 66 | 5.0 | 2.0 | 9.4 |
| Total | 19 | 528 | 75-172 | .436 | 56-89 | .629 | 45-78 | 123 | 51 | 65-0 | 17 | 40 | 17 | 206 | 6.5 | 2.7 | 10.8 |

Three-point field goals: 0-3 (.000) 79-80.

LARRY MICHEAUX - 6-9 - 220 - Born 3/24/60 - Houston - Drafted by Chicago, Second Round, 1983

| Season | G-GS | MIN | FGM-A | PCT | FTM-A | PCT | OFF-DEF | TOT | AST | PF-D | ST | TO | BS | TP | RPG | APG | PPG |
|--------|------|-----|-------|------|-------|------|---------|-----|-----|------|----|----|----|----|-----|-----|-----|
| 84-85 | 18-0 | 171 | 17-35 | .486 | 12-17 | .706 | 18-26 | 44 | 13 | 26-0 | 8 | 8 | 7 | 46 | 2.4 | 0.7 | 2.6 |

Three-point field goals: None attempted.

JAY MILLER - 6-5 - 215 - Born 7/19/43 - Notre Dame - Not Drafted

| Season | G-GS | MIN | FGM-A | PCT | FTM-A | PCT | OFF-DEF | TOT | AST | PF-D | ST | TO | BS | TP | RPG | APG | PPG |
|--------|------|-----|-------|------|-------|------|---------|-----|-----|------|------|------|------|----|-----|-----|-----|
| 68-69 | 3 | 27 | 2-10 | .200 | 5-7 | .714 | ---- | 2 | 0 | 4-0 | ---- | ---- | ---- | 9 | 0.7 | 0.0 | 3.0 |

STEVE MIX - 6-8 - 219 - Born 12/30/47 - Toledo - Drafted by Detroit, Fifth Round, 1969

| Season | G-GS | MIN | FGM-A | PCT | FTM-A | PCT | OFF-DEF | TOT | AST | PF-D | ST | TO | BS | TP | RPG | APG | PPG |
|--------|-------|-----|---------|------|-------|------|---------|-----|-----|------|----|----|----|-----|-----|-----|-----|
| 62-63 | 57-20 | 792 | 133-273 | .487 | 74-87 | .851 | 37-99 | 136 | 68 | 70-0 | 33 | 45 | 3 | 341 | 2.4 | 1.2 | 6.0 |

Three-point field goals: 1-4 (.250).

ERIC MOBLEY - 6-11 - 257 - Born 2/1/70 - Pittsburgh - Drafted by Milwaukee, First Round, 1994

| Season | G-GS | MIN | FGM-A | PCT | FTM-A | PCT | OFF-DEF | TOT | AST | PF-D | ST | TO | BS | TP | RPG | APG | PPG |
|--------|-------|-----|--------|------|-------|------|---------|-----|-----|------|----|----|----|-----|-----|-----|-----|
| 94-95 | 46-26 | 587 | 78-132 | .591 | 22-45 | .489 | 55-98 | 153 | 21 | 63-0 | 8 | 24 | 27 | 180 | 3.3 | 0.5 | 3.9 |
| 95-96 | 5-3 | 65 | 2-7 | .286 | 2-4 | .500 | 3-9 | 12 | 0 | 5-0 | 1 | 1 | 1 | 6 | 2.4 | 0.0 | 1.2 |
| Total | 51-29 | 652 | 80-139 | .576 | 24-49 | .490 | 58-107 | 165 | 21 | 68-0 | 9 | 25 | 28 | 186 | 3.2 | 0.4 | 3.6 |

Three-point field goals: 2-2 (1.00) 94-95.

ALL-TIME ROSTER

PAUL MOKESKI - 7-0 - 255 - Born 1/3/57 - Kansas - Drafted by Houston, Third Round, 1979

| Season | G-GS | MIN | FGM-A | PCT | FTM-A | PCT | OFF-DEF | TOT | AST | P-F-D | ST | TO | BS | TP | RPG | APG | PPG |
|--------|--------|------|----------|------|---------|------|---------|------|-----|---------|-----|-----|-----|------|-----|-----|-----|
| 82-83 | 50-1 | 589 | 64-139 | .460 | 30-42 | .810 | 29-93 | 122 | 23 | 138-3 | 9 | 40 | 21 | 162 | 2.4 | 0.5 | 3.2 |
| 83-84 | 68-4 | 838 | 102-213 | .479 | 50-72 | .694 | 51-115 | 166 | 44 | 168-1 | 11 | 44 | 29 | 255 | 2.4 | 0.6 | 3.8 |
| 84-85 | 79-6 | 1586 | 205-429 | .478 | 81-116 | .698 | 107-303 | 410 | 99 | 266-6 | 28 | 85 | 35 | 491 | 5.2 | 1.3 | 6.2 |
| 85-86 | 45-0 | 521 | 59-139 | .424 | 25-34 | .735 | 36-103 | 139 | 30 | 92-1 | 6 | 25 | 6 | 143 | 3.1 | 0.7 | 3.2 |
| 86-87 | 62-3 | 626 | 52-129 | .403 | 46-64 | .719 | 45-93 | 138 | 22 | 126-0 | 18 | 22 | 13 | 150 | 2.2 | 0.4 | 2.4 |
| 87-88 | 60-0 | 848 | 100-210 | .476 | 51-72 | .708 | 70-151 | 221 | 22 | 194-5 | 27 | 49 | 27 | 251 | 3.7 | 0.4 | 4.2 |
| 88-89 | 74-0 | 690 | 59-164 | .360 | 40-51 | .784 | 63-124 | 187 | 36 | 153-0 | 29 | 35 | 21 | 165 | 2.5 | 0.5 | 2.2 |
| Total | 438-14 | 5698 | 641-1423 | .450 | 327-451 | .725 | 401-982 | 1383 | 276 | 1137-16 | 128 | 300 | 152 | 1617 | 3.2 | 0.6 | 3.7 |

Three-point field goals: 0-1 (.000) '82-83; 1-3 (.333) '83-84; 0-2 (.000) '84-85; 0-1 (.000) '86-87; 0-4 (.000) '87-88; 7-26 (.269) '88-89; Total 8-37 (.216).

Playoffs

| | | | | | | | | | | | | | | | | | |
|-------|------|-----|--------|------|-------|-------|--------|-----|----|-------|----|----|----|-----|-----|-----|-----|
| 82-83 | 4-0 | 12 | 2-4 | .500 | 0-0 | .000 | 1-1 | 2 | 1 | 1-0 | 1 | 0 | 0 | 4 | 0.5 | 0.3 | 1.0 |
| 83-84 | 16-0 | 322 | 34-63 | .540 | 30-45 | .667 | 20-68 | 88 | 6 | 62-0 | 9 | 10 | 11 | 98 | 5.5 | 0.4 | 6.1 |
| 84-85 | 8-0 | 154 | 16-36 | .444 | 12-12 | 1.000 | 8-26 | 34 | 12 | 28-1 | 2 | 12 | 4 | 44 | 4.3 | 1.5 | 5.5 |
| 85-86 | 14-0 | 101 | 14-27 | .519 | 6-9 | .667 | 5-19 | 24 | 8 | 27-1 | 6 | 7 | 3 | 34 | 1.7 | 0.6 | 2.4 |
| 86-87 | 12-0 | 107 | 8-22 | .364 | 12-15 | .800 | 12-17 | 29 | 2 | 22-1 | 3 | 5 | 2 | 28 | 2.4 | 0.2 | 2.3 |
| 87-88 | 4-0 | 40 | 5-14 | .357 | 4-6 | .667 | 5-4 | 9 | 0 | 4-0 | 3 | 2 | 2 | 14 | 2.3 | 0.0 | 3.5 |
| 88-89 | 5-0 | 61 | 8-14 | .571 | 6-8 | .750 | 8-9 | 17 | 3 | 16-0 | 0 | 2 | 0 | 23 | 3.4 | 0.6 | 4.6 |
| Total | 63-0 | 797 | 87-180 | .483 | 70-95 | .737 | 59-144 | 203 | 32 | 160-3 | 24 | 39 | 22 | 245 | 3.2 | 0.5 | 3.9 |

Three-point field goals: 0-2 (.000) '83-84; 0-1 (.000) '86-87; 1-1 (1.00) '88-89; Total 1-4 (.250).

SIDNEY MONCRIEF - 6-4 - 181 - Born 9/21/57 - Arkansas - Drafted by Milwaukee, First Round, 1979

| Season | G-GS | MIN | FGM-A | PCT | FTM-A | PCT | OFF-DEF | TOT | AST | P-F-D | ST | TO | BS | TP | RPG | APG | PPG |
|--------|---------|-------|-----------|------|-----------|------|-----------|------|------|---------|-----|------|-----|-------|-----|-----|------|
| 79-80 | 77-10 | 1557 | 211-451 | .468 | 232-292 | .795 | 154-184 | 338 | 133 | 106-0 | 72 | 117 | 16 | 654 | 4.4 | 1.7 | 8.5 |
| 80-81 | 80-57 | 2417 | 400-739 | .541 | 320-398 | .804 | 186-220 | 406 | 264 | 156-1 | 90 | 145 | 37 | 1122 | 5.1 | 3.3 | 14.0 |
| 81-82 | 80-80 | 2980 | 556-1063 | .523 | 468-573 | .817 | 221-313 | 534 | 382 | 206-3 | 138 | 208 | 22 | 1581 | 6.7 | 4.8 | 19.8 |
| 82-83 | 76-76 | 2710 | 606-1156 | .524 | 499-604 | .826 | 192-245 | 437 | 300 | 180-1 | 113 | 197 | 23 | 1712 | 5.8 | 3.9 | 22.5 |
| 83-84 | 79-79 | 3075 | 560-1125 | .498 | 529-624 | .848 | 215-313 | 528 | 358 | 204-2 | 108 | 217 | 27 | 1654 | 6.7 | 4.5 | 20.9 |
| 84-85 | 73-72 | 2734 | 561-1162 | .483 | 454-548 | .828 | 149-242 | 391 | 382 | 197-1 | 117 | 184 | 39 | 1585 | 5.4 | 5.2 | 21.7 |
| 85-86 | 73-72 | 2567 | 470-962 | .489 | 498-580 | .859 | 115-219 | 334 | 357 | 178-1 | 103 | 174 | 18 | 1471 | 4.6 | 4.9 | 20.2 |
| 86-87 | 39-30 | 992 | 156-322 | .484 | 136-162 | .840 | 57-70 | 127 | 121 | 73-0 | 27 | 63 | 10 | 460 | 3.3 | 3.1 | 11.8 |
| 87-88 | 56-51 | 1428 | 217-444 | .489 | 164-196 | .837 | 58-122 | 180 | 204 | 109-0 | 41 | 86 | 14 | 603 | 3.2 | 3.6 | 10.8 |
| 88-89 | 62-50 | 1594 | 261-532 | .491 | 205-237 | .865 | 46-126 | 172 | 188 | 114-1 | 65 | 94 | 13 | 752 | 2.8 | 3.0 | 12.1 |
| Total | 695-577 | 22054 | 4000-7958 | .503 | 3505-4214 | .832 | 1393-2054 | 3447 | 2689 | 1523-10 | 874 | 1485 | 219 | 11594 | 5.0 | 3.9 | 16.7 |

Three-point field goals: 0-1 (.000) '79-80; 2-9 (.222) '80-81; 1-14 (.071) '81-82; 1-10 (.100) '82-83; 5-18 (.278) '83-84; 9-33 (.273) '84-85; 33-103 (.320) '85-86; 8-31 (.258) '86-87; 5-31 (.161) '87-88; 25-73 (.342) '88-89; Total 89-323 (.276).

Playoffs

| | | | | | | | | | | | | | | | | | |
|-------|-------|------|----------|------|---------|------|---------|-----|-----|-------|-----|-----|----|------|-----|-----|------|
| 79-80 | 7-0 | 182 | 30-51 | .588 | 27-31 | .871 | 17-14 | 31 | 11 | 14-0 | 5 | 14 | 1 | 87 | 4.4 | 1.6 | 12.4 |
| 80-81 | 7-7 | 277 | 30-69 | .435 | 38-51 | .745 | 19-28 | 47 | 20 | 24-0 | 12 | 21 | 3 | 98 | 6.7 | 2.9 | 14.0 |
| 81-82 | 6-6 | 252 | 31-74 | .419 | 30-38 | .789 | 15-15 | 30 | 24 | 22-1 | 9 | 12 | 2 | 92 | 5.0 | 4.0 | 15.3 |
| 82-83 | 9-9 | 377 | 62-142 | .437 | 46-61 | .754 | 28-32 | 60 | 33 | 25-1 | 18 | 27 | 3 | 170 | 6.7 | 3.7 | 18.9 |
| 83-84 | 16-16 | 618 | 99-191 | .518 | 106-134 | .791 | 44-67 | 111 | 68 | 54-1 | 28 | 61 | 9 | 305 | 6.9 | 4.3 | 19.1 |
| 84-85 | 8-7 | 319 | 55-99 | .556 | 70-75 | .933 | 10-24 | 34 | 40 | 26-0 | 5 | 20 | 4 | 184 | 4.3 | 5.0 | 23.0 |
| 85-86 | 9-9 | 327 | 52-122 | .426 | 44-63 | .698 | 15-26 | 41 | 44 | 30-0 | 5 | 21 | 5 | 152 | 4.6 | 4.9 | 16.9 |
| 86-87 | 12-10 | 426 | 78-165 | .473 | 73-90 | .811 | 21-33 | 54 | 36 | 43-0 | 13 | 24 | 6 | 233 | 4.5 | 3.0 | 19.4 |
| 87-88 | 5-5 | 173 | 24-50 | .480 | 26-27 | .963 | 6-13 | 19 | 26 | 14-0 | 3 | 11 | 1 | 75 | 3.8 | 5.2 | 15.0 |
| 88-89 | 9-9 | 184 | 19-48 | .396 | 15-16 | .938 | 8-18 | 26 | 13 | 17-0 | 5 | 11 | 2 | 55 | 2.9 | 1.4 | 6.1 |
| Total | 88-78 | 3135 | 480-1011 | .475 | 475-586 | .811 | 183-270 | 453 | 315 | 269-3 | 103 | 222 | 36 | 1451 | 5.1 | 3.6 | 16.5 |

Three-point field goals: 0-1 (.000) '82-83; 1-4 (.250) '83-84; 4-10 (.400) '84-85; 4-14 (.286) '85-86; 4-14 (.286) '86-87; 1-1 (1.00) '87-88; 2-7 (.286) '88-89; Total 16-51 (.314).

All-Star

| | | | | | | | | | | | | | | | | | |
|-------|-----|-----|-------|------|-------|-------|-------|----|----|-----|----|---|----|----|-----|-----|------|
| 81-82 | 1-0 | 22 | 3-11 | .273 | 0-2 | .000 | 3-1 | 4 | 1 | 2-0 | 1 | 1 | 0 | 6 | 4.0 | 1.0 | 6.0 |
| 82-83 | 1-0 | 23 | 8-14 | .571 | 4-5 | .800 | 3-2 | 5 | 4 | 1-0 | 6 | 1 | 1 | 20 | 5.0 | 4.0 | 20.0 |
| 83-84 | 1-1 | 26 | 3-6 | .500 | 2-2 | 1.000 | 1-4 | 5 | 2 | 3-0 | 4 | 4 | 8 | 8 | 5.0 | 2.0 | 8.0 |
| 84-85 | 1-0 | 22 | 1-5 | .200 | 6-6 | 1.000 | 2-3 | 5 | 4 | 1-0 | 0 | 2 | 0 | 8 | 5.0 | 4.0 | 8.0 |
| 85-86 | 1-1 | 26 | 4-11 | .364 | 7-7 | 1.000 | 3-0 | 3 | 1 | 0-0 | 0 | 0 | 1 | 16 | 3.0 | 1.0 | 16.0 |
| Total | 5-2 | 119 | 19-47 | .404 | 19-22 | .864 | 12-10 | 22 | 12 | 7-0 | 12 | 8 | 10 | 58 | 4.4 | 2.4 | 11.6 |

Three-point field goals: 1-1 (1.00) '85-86.

ANDRE MOORE - 6-9 - 190 - Born 7/2/64 - Loyola (Chicago, IL) - Drafted by Denver, Second Round, 1987

| Season | G-GS | MIN | FGM-A | PCT | FTM-A | PCT | OFF-DEF | TOT | AST | P-F-D | ST | TO | BS | TP | RPG | APG | PPG |
|--------|------|-----|-------|------|-------|------|---------|-----|-----|-------|----|----|----|----|-----|-----|-----|
| 87-88 | 3-0 | 16 | 2-3 | .667 | 0-2 | .000 | 1-1 | 2 | 1 | 2-0 | 0 | 1 | 0 | 4 | 0.7 | 0.3 | 1.3 |

Three-point field goals: None attempted.

ERIC MURDOCK - 6-1 - 191 - Born 6/14/68 - Providence - Drafted by Utah, First Round, 1991

| Season | G-GS | MIN | FGM-A | PCT | FTM-A | PCT | OFF-DEF | TOT | AST | P-F-D | ST | TO | BS | TP | RPG | APG | PPG |
|--------|---------|------|-----------|------|---------|------|---------|-----|------|-------|-----|-----|----|------|-----|-----|------|
| 92-93 | 79-78 | 2437 | 438-936 | .468 | 231-296 | .780 | 95-189 | 284 | 603 | 177-2 | 174 | 207 | 7 | 1138 | 3.6 | 7.6 | 14.4 |
| 93-94 | 82-76 | 2533 | 477-1019 | .468 | 234-288 | .813 | 91-170 | 261 | 546 | 189-2 | 197 | 206 | 12 | 1257 | 3.2 | 6.7 | 15.3 |
| 94-95 | 75-32 | 2158 | 338-814 | .415 | 211-267 | .793 | 48-166 | 214 | 482 | 139-0 | 113 | 194 | 12 | 977 | 2.9 | 6.4 | 13.0 |
| 95-96 | 9-0 | 193 | 24-66 | .364 | 8-12 | .667 | 5-9 | 14 | 35 | 16-0 | 6 | 12 | 0 | 62 | 1.6 | 3.9 | 6.9 |
| Total | 245-186 | 7321 | 1277-2835 | .450 | 684-863 | .793 | 239-534 | 773 | 1666 | 521-4 | 490 | 619 | 31 | 3434 | 3.2 | 6.8 | 14.0 |

Three-point field goals: 31-119 (.261) '92-93; 69-168 (.411) '93-94; 90-240 (.375) '94-95; 6-23 (.261) '95-96; Total 196-550 (.356).

RONALD MURRAY - 6-4 - 190 - Born 7/29/79 - Shaw (NC) - Drafted by Milwaukee, Second Round, 2003

| Season | G-GS | MIN | FGM-A | PCT | FTM-A | PCT | OFF-DEF | TOT | AST | P-F-D | ST | TO | BS | TP | RPG | APG | PPG |
|--------|------|-----|-------|------|-------|------|---------|-----|-----|-------|----|----|----|----|-----|-----|-----|
| 02-03 | 12-0 | 42 | 9-26 | .346 | 5-8 | .625 | 0-1 | 1 | 3 | 0-0 | 4 | 4 | 0 | 23 | 0.1 | 0.3 | 1.9 |

Three-point field goals: 0-4 (.000).

SWEN NATER - 6-11 - 240 - Born 1/14/50 - UCLA - Drafted by Milwaukee, First Round, 1973

| Season | G-GS | MIN | FGM-A | PCT | FTM-A | PCT | OFF-DEF | TOT | AST | P-F-D | ST | TO | BS | TP | RPG | APG | PPG |
|--------|-------|------|---------|------|---------|------|---------|-----|-----|-------|----|-----|----|-----|------|-----|------|
| 76-77 | 72-49 | 1960 | 383-725 | .528 | 172-228 | .754 | 266-599 | 865 | 108 | 114-6 | 54 | --- | 51 | 938 | 12.0 | 1.5 | 13.0 |

BARRY NELSON - 6-10 - 230 - Born 9/19/49 - Duquesne - Drafted by Milwaukee, Fourth Round, 1971

| Season | G-GS | MIN | FGM-A | PCT | FTM-A | PCT | OFF-DEF | TOT | AST | P-F-D | ST | TO | BS | TP | RPG | APG | PPG |
|--------|------|-----|-------|------|-------|------|---------|-----|-----|-------|------|-----|-----|----|-----|-----|-----|
| 71-72 | 28-0 | 102 | 15-36 | .417 | 5-10 | .500 | --- | --- | 20 | 7 | 21-0 | --- | --- | 35 | 0.7 | 0.3 | 1.3 |

Playoffs

| | | | | | | | | | | | | | | | | | | |
|-------|---|---|-----|------|-----|------|-----|-----|---|---|-----|-----|-----|-----|---|-----|-----|-----|
| 71-72 | 2 | 5 | 0-0 | .000 | 0-0 | .000 | --- | --- | 1 | 1 | 1-0 | --- | --- | --- | 0 | 0.5 | 0.5 | 0.0 |
|-------|---|---|-----|------|-----|------|-----|-----|---|---|-----|-----|-----|-----|---|-----|-----|-----|

ALL-TIME ROSTER

FRONT
OFFICE

PLAYERS

2011-12
SEASON

STATS &
RECORDS

HISTORY

NBA

OPPONENTS

MEDIA

JOHNNY NEWMAN - 6-6 - 199 - Born 11/28/63 - Richmond - Drafted by Cleveland, Second Round, 1986

| Season | G-GS | MIN | FGM-A | PCT | FTM-A | PCT | OFF-DEF | TOT | AST | PF-D | ST | TO | BS | TP | RPG | APG | PPG |
|--------|--------|------|----------|------|---------|------|---------|-----|-----|--------|-----|-----|----|------|-----|-----|------|
| 94-95 | 82-11 | 1896 | 226-488 | .463 | 137-171 | .801 | 72-101 | 173 | 91 | 234-3 | 69 | 86 | 13 | 634 | 2.1 | 1.1 | 7.7 |
| 95-96 | 82-82 | 2690 | 321-649 | .495 | 186-232 | .802 | 66-134 | 200 | 154 | 257-4 | 90 | 108 | 15 | 889 | 2.4 | 1.9 | 10.8 |
| 96-97 | 82-4 | 2060 | 246-547 | .450 | 189-247 | .765 | 66-120 | 186 | 116 | 257-4 | 73 | 115 | 17 | 715 | 2.3 | 1.4 | 8.7 |
| Total | 246-97 | 6646 | 793-1684 | .471 | 512-650 | .788 | 204-355 | 559 | 361 | 748-11 | 232 | 309 | 45 | 2238 | 2.3 | 1.5 | 9.1 |

Three-point field goals: 45-128 (.352) 94-95; 61-162 (.377) 95-96; 34-98 (.347) 96-97; Total 140-388 (.361).

RICH NIEMANN - 7-0 - 245 - Born 7/2/46 - St. Louis - Drafted by Detroit, Fourth Round, 1968

| Season | G-GS | MIN | FGM-A | PCT | FTM-A | PCT | OFF-DEF | TOT | AST | PF-D | ST | TO | BS | TP | RPG | APG | PPG |
|--------|------|-----|-------|------|-------|------|---------|-----|-----|------|------|------|------|----|-----|-----|-----|
| 68-69 | 18 | 149 | 24-59 | .407 | 11-15 | .733 | ---- | 59 | 7 | 31-1 | ---- | ---- | ---- | 59 | 3.3 | 0.4 | 3.3 |

DAVID NOEL - 6-6 - 230 - Born 2/27/84 - North Carolina - Drafted by Milwaukee, Second Round, 2006

| Season | G-GS | MIN | FGM-A | PCT | FTM-A | PCT | OFF-DEF | TOT | AST | PF-D | ST | TO | BS | TP | RPG | APG | PPG |
|--------|------|-----|--------|------|-------|------|---------|-----|-----|------|----|----|----|-----|-----|-----|-----|
| 06-07 | 68-0 | 792 | 65-177 | .367 | 37-43 | .860 | 42-81 | 123 | 65 | 77-1 | 25 | 40 | 9 | 184 | 1.8 | 1.0 | 2.7 |

Three-point field goals: 17-53 (.321).

JEFF NORDGAARD - 6-7 - 222 - Born 2/23/73 - WI-Green Bay - Drafted by Milwaukee, Second Round, 1996

| Season | G-GS | MIN | FGM-A | PCT | FTM-A | PCT | OFF-DEF | TOT | AST | PF-D | ST | TO | BS | TP | RPG | APG | PPG |
|--------|------|-----|-------|------|-------|------|---------|-----|-----|------|----|----|----|----|-----|-----|-----|
| 97-98 | 13-0 | 48 | 5-18 | .278 | 8-9 | .889 | 4-10 | 14 | 3 | 7-0 | 2 | 3 | 0 | 18 | 1.1 | 0.2 | 1.4 |

Three-point field goals: None attempted.

KEN NORMAN - 6-8 - 223 - Born 9/5/64 - Illinois - Drafted by LA Clippers, First Round, 1987

| Season | G-GS | MIN | FGM-A | PCT | FTM-A | PCT | OFF-DEF | TOT | AST | PF-D | ST | TO | BS | TP | RPG | APG | PPG |
|--------|-------|------|---------|------|--------|------|---------|-----|-----|-------|----|-----|----|-----|-----|-----|------|
| 93-94 | 82-75 | 2539 | 412-919 | .448 | 92-183 | .503 | 169-331 | 500 | 222 | 209-2 | 58 | 150 | 46 | 979 | 6.1 | 2.7 | 11.9 |

Three-point field goals: 63-189 (.333).

ALAN OGG - 7-1 - 248 - Born 7/5/67 - Alabama-Birmingham - Not Drafted

| Season | G-GS | MIN | FGM-A | PCT | FTM-A | PCT | OFF-DEF | TOT | AST | PF-D | ST | TO | BS | TP | RPG | APG | PPG |
|--------|------|-----|-------|------|-------|-------|---------|-----|-----|------|----|----|----|----|-----|-----|-----|
| 92-93 | 3-0 | 26 | 3-9 | .333 | 2-2 | 1.000 | 1-5 | 6 | 4 | 6-0 | 1 | 3 | 3 | 8 | 2.0 | 1.3 | 2.7 |

Three-point field goals: None attempted.

KEVIN OLLIE - 6-2 - 195 - Born 12/27/72 - Connecticut - Not Drafted

| Season | G-GS | MIN | FGM-A | PCT | FTM-A | PCT | OFF-DEF | TOT | AST | PF-D | ST | TO | BS | TP | RPG | APG | PPG |
|--------|------|------|---------|------|-------|------|---------|-----|-----|------|----|----|----|-----|-----|-----|-----|
| 02-03 | 53-4 | 1127 | 117-255 | .459 | 68-91 | .747 | 12-87 | 99 | 181 | 71-0 | 37 | 36 | 4 | 303 | 1.9 | 3.4 | 5.7 |

Three-point field goals: 1-5 (.200).

DAN O'SULLIVAN - 6-11 - 235 - Born 3/3/68 - Fordham - Not Drafted

| Season | G-GS | MIN | FGM-A | PCT | FTM-A | PCT | OFF-DEF | TOT | AST | PF-D | ST | TO | BS | TP | RPG | APG | PPG |
|--------|------|-----|-------|------|-------|------|---------|-----|-----|------|----|----|----|----|-----|-----|-----|
| 92-93 | 3-0 | 7 | 1-2 | .500 | 3-4 | .750 | 0-2 | 2 | 1 | 3-0 | 1 | 0 | 0 | 5 | 0.7 | 0.3 | 1.7 |

Three-point field goals: None attempted.

ZAZA PACHULIA - 6-11 - 240 - Born 2/10/84 - Republic of Georgia - Drafted by Orlando, Second Round, 2003

| Season | G-GS | MIN | FGM-A | PCT | FTM-A | PCT | OFF-DEF | TOT | AST | PF-D | ST | TO | BS | TP | RPG | APG | PPG |
|--------|------|------|---------|------|---------|------|---------|-----|-----|-------|----|----|----|-----|-----|-----|-----|
| 04-05 | 74-4 | 1397 | 160-354 | .452 | 138-185 | .746 | 131-247 | 378 | 60 | 166-0 | 44 | 70 | 34 | 458 | 5.1 | 0.8 | 6.2 |

Three-point field goals: 0-1 (.000).

RUBEN PATTERSON - 6-5 - 223 - Born 7/31/75 - Cincinnati - Drafted by LA Lakers, Second Round, 1998

| Season | G-GS | MIN | FGM-A | PCT | FTM-A | PCT | OFF-DEF | TOT | AST | PF-D | ST | TO | BS | TP | RPG | APG | PPG |
|--------|-------|------|---------|------|---------|------|---------|-----|-----|-------|-----|-----|----|------|-----|-----|------|
| 06-07 | 81-53 | 2508 | 475-967 | .491 | 241-376 | .641 | 190-250 | 440 | 232 | 232-2 | 110 | 199 | 25 | 1194 | 5.4 | 2.9 | 14.7 |

Three-point field goals: None attempted.

CHARLES PAULK - 6-9 - 219 - Born 6/14/46 - Northeastern Oklahoma State - Drafted by Milwaukee, First Round, 1968

| Season | G-GS | MIN | FGM-A | PCT | FTM-A | PCT | OFF-DEF | TOT | AST | PF-D | ST | TO | BS | TP | RPG | APG | PPG |
|--------|------|-----|-------|------|-------|------|---------|-----|-----|------|------|------|------|----|-----|-----|-----|
| 69-70 | 17 | 217 | 19-84 | .226 | 13-23 | .565 | ---- | 78 | 3 | 26-0 | ---- | ---- | ---- | 51 | 4.6 | 0.2 | 3.0 |

GARY PAYTON - 6-4 - 180 - Born 7/23/68 - Oregon State - Drafted by Seattle, First Round, 1990

| Season | G-GS | MIN | FGM-A | PCT | FTM-A | PCT | OFF-DEF | TOT | AST | PF-D | ST | TO | BS | TP | RPG | APG | PPG |
|--------|-------|------|---------|------|--------|------|---------|-----|-----|------|----|----|----|-----|-----|-----|------|
| 02-03 | 28-28 | 1085 | 221-474 | .466 | 88-118 | .746 | 23-63 | 86 | 206 | 64-0 | 40 | 56 | 8 | 550 | 3.1 | 7.4 | 19.6 |

Three-point field goals: 20-68 (.294).

Playoffs

| Season | G-GS | MIN | FGM-A | PCT | FTM-A | PCT | OFF-DEF | TOT | AST | PF-D | ST | TO | BS | TP | RPG | APG | PPG |
|--------|------|-----|--------|------|-------|------|---------|-----|-----|------|----|----|----|-----|-----|-----|------|
| 02-03 | 6-6 | 251 | 48-112 | .429 | 14-20 | .700 | 4-14 | 18 | 52 | 18-0 | 8 | 13 | 1 | 111 | 3.0 | 8.7 | 18.5 |

Three-point field goals: 1-15 (.067).

SAM PELLON - 6-9 - 225 - Born 10/2/51 - Buffalo State - Not Drafted

| Season | G-GS | MIN | FGM-A | PCT | FTM-A | PCT | OFF-DEF | TOT | AST | PF-D | ST | TO | BS | TP | RPG | APG | PPG |
|--------|------|-----|-------|------|-------|------|---------|-----|-----|------|----|----|----|----|-----|-----|-----|
| 82-83 | 4-0 | 20 | 4-10 | .400 | 0-0 | .000 | 2-6 | 8 | 0 | 3-0 | 0 | 2 | 0 | 8 | 2.0 | 0.0 | 2.0 |

Three-point field goals: None attempted.

MIKE PEPLAWSKI - 6-10 - 275 - Born 10/15/70 - Michigan State - Drafted by Sacramento, Second Round, 1993

| Season | G-GS | MIN | FGM-A | PCT | FTM-A | PCT | OFF-DEF | TOT | AST | PF-D | ST | TO | BS | TP | RPG | APG | PPG |
|--------|------|-----|-------|------|-------|------|---------|-----|-----|------|----|----|----|----|-----|-----|-----|
| 95-96 | 5-0 | 12 | 3-5 | .600 | 1-3 | .333 | 1-3 | 4 | 1 | 6-0 | 1 | 2 | 2 | 7 | 0.8 | 0.2 | 1.4 |

Three-point field goals: None attempted.

CURTIS PERRY - 6-7 - 220 - Born 9/13/48 - Southwest Missouri State - Drafted by San Diego, Third Round, 1970

| Season | G-GS | MIN | FGM-A | PCT | FTM-A | PCT | OFF-DEF | TOT | AST | PF-D | ST | TO | BS | TP | RPG | APG | PPG |
|--------|---------|------|----------|------|---------|------|---------|------|-----|--------|------|------|------|------|-----|-----|-----|
| 71-72 | 50-45 | 1471 | 143-371 | .385 | 64-95 | .674 | ---- | 471 | 78 | 214-13 | ---- | ---- | ---- | 350 | 9.4 | 1.6 | 7.0 |
| 72-73 | 67-62 | 2094 | 265-575 | .461 | 83-126 | .659 | ---- | 644 | 123 | 246-6 | ---- | ---- | ---- | 613 | 9.6 | 1.8 | 9.1 |
| 73-74 | 81-86 | 2386 | 325-729 | .446 | 78-134 | .582 | 242-461 | 703 | 183 | 301-8 | 104 | ---- | 97 | 728 | 8.7 | 2.3 | 9.0 |
| Total | 198-173 | 5951 | 733-1675 | .438 | 225-355 | .634 | 242-461 | 1818 | 384 | 761-27 | 104 | ---- | 97 | 1691 | 9.2 | 1.9 | 8.5 |

Playoffs

| Season | G-GS | MIN | FGM-A | PCT | FTM-A | PCT | OFF-DEF | TOT | AST | PF-D | ST | TO | BS | TP | RPG | APG | PPG |
|--------|------|-----|---------|------|-------|------|---------|-----|-----|-------|------|------|------|-----|------|-----|-----|
| 71-72 | 11 | 397 | 43-91 | .473 | 18-23 | .783 | ---- | 141 | 14 | 45-2 | ---- | ---- | ---- | 104 | 12.8 | 1.3 | 9.5 |
| 72-73 | 6 | 238 | 25-52 | .481 | 3-6 | .500 | ---- | 69 | 13 | 23-1 | ---- | ---- | ---- | 53 | 11.5 | 2.2 | 8.8 |
| 73-74 | 16 | 296 | 46-92 | .500 | 7-12 | .583 | 34-47 | 81 | 12 | 43-1 | 10 | ---- | 2 | 99 | 5.1 | 0.8 | 6.2 |
| Total | 33 | 931 | 114-235 | .485 | 28-41 | .683 | 34-47 | 291 | 39 | 111-4 | 10 | ---- | 2 | 256 | 8.8 | 1.2 | 7.8 |

ALL-TIME ROSTER

ELLIOT PERRY - 6-0 - 152 - Born 3/28/69 - Memphis - Drafted by LA Clippers, Second Round, 1991

| Season | G-GS | MIN | FGM-A | PCT | FTM-A | PCT | OFF-DEF | TOT | AST | P-F-D | ST | TO | BS | TP | RPG | APG | PPG |
|--------|--------|------|----------|------|---------|------|---------|-----|-----|-------|-----|-----|----|------|-----|-----|-----|
| 96-97 | 82-3 | 1595 | 217-458 | .474 | 79-106 | .745 | 24-100 | 124 | 247 | 117-0 | 98 | 111 | 3 | 562 | 1.5 | 3.0 | 6.9 |
| 97-98 | 81-33 | 1752 | 241-561 | .430 | 92-109 | .844 | 21-87 | 108 | 230 | 129-1 | 90 | 128 | 2 | 591 | 1.3 | 2.8 | 7.3 |
| 98-99 | 5-0 | 47 | 9-17 | .529 | 1-2 | .500 | 1-7 | 8 | 12 | 3-0 | 4 | 2 | 0 | 20 | 1.6 | 2.4 | 4.0 |
| Total | 168-36 | 3394 | 467-1036 | .451 | 172-217 | .793 | 46-194 | 240 | 489 | 249-1 | 192 | 241 | 5 | 1173 | 1.4 | 2.9 | 7.0 |

Three-point field goals: 49-137 (.358) '96-97; 17-50 (.340) '97-98; 1-1 (1.00) '98-99; Total 67-188 (.356).

RICKY PIERCE - 6-4 - 215 - Born 8/19/59 - Rice - Drafted by Detroit, First Round, 1982

| Season | G-GS | MIN | FGM-A | PCT | FTM-A | PCT | OFF-DEF | TOT | AST | P-F-D | ST | TO | BS | TP | RPG | APG | PPG |
|--------|--------|-------|-----------|------|-----------|------|---------|------|-----|--------|-----|-----|----|------|-----|-----|------|
| 84-85 | 44-3 | 882 | 165-307 | .537 | 102-124 | .823 | 49-68 | 117 | 94 | 117-0 | 34 | 63 | 5 | 433 | 2.7 | 2.1 | 9.8 |
| 85-86 | 81-8 | 2147 | 429-798 | .538 | 266-310 | .858 | 94-137 | 231 | 177 | 252-6 | 83 | 107 | 6 | 1127 | 2.9 | 2.2 | 13.9 |
| 86-87 | 79-31 | 2505 | 575-1077 | .534 | 387-440 | .880 | 117-149 | 266 | 144 | 222-0 | 64 | 120 | 24 | 1540 | 3.4 | 1.8 | 19.5 |
| 87-88 | 37-0 | 965 | 248-486 | .510 | 107-122 | .877 | 30-53 | 83 | 73 | 94-0 | 21 | 57 | 7 | 606 | 2.2 | 2.0 | 16.4 |
| 88-89 | 75-4 | 2078 | 527-1018 | .518 | 255-297 | .859 | 82-115 | 197 | 156 | 193-1 | 77 | 112 | 19 | 1317 | 2.6 | 2.1 | 17.6 |
| 89-90 | 59-0 | 1709 | 503-987 | .510 | 307-366 | .839 | 64-103 | 167 | 133 | 158-2 | 50 | 129 | 7 | 1359 | 2.8 | 2.3 | 23.0 |
| 90-91 | 46-0 | 1327 | 359-720 | .499 | 282-311 | .907 | 37-80 | 117 | 96 | 90-0 | 38 | 93 | 11 | 1037 | 2.5 | 2.1 | 22.5 |
| 97-98 | 39-0 | 442 | 52-143 | .364 | 43-52 | .827 | 19-26 | 45 | 34 | 35-0 | 9 | 21 | 0 | 151 | 1.2 | 0.9 | 3.9 |
| Total | 460-46 | 12055 | 2858-5536 | .516 | 1749-2022 | .865 | 492-731 | 1223 | 907 | 1161-9 | 376 | 702 | 79 | 7570 | 2.7 | 2.0 | 16.5 |

Three-point field goals: 1-4 (.250) '84-85; 3-23 (.130) '85-86; 3-28 (.107) '86-87; 3-14 (.214) '87-88; 8-36 (.222) '88-89; 46-133 (.346) '89-90; 37-93 (.398) '90-91; 4-13 (.308) '97-98; Total 105-344 (.305).

Playoffs

| | | | | | | | | | | | | | | | | | |
|-------|------|------|---------|------|---------|------|-------|-----|----|-------|----|----|----|-----|-----|-----|------|
| 84-85 | 8-1 | 198 | 36-73 | .493 | 7-9 | .778 | 8-10 | 18 | 15 | 26-0 | 3 | 17 | 1 | 79 | 2.3 | 1.9 | 9.9 |
| 85-86 | 13-0 | 322 | 52-113 | .460 | 40-45 | .889 | 20-16 | 36 | 20 | 42-0 | 8 | 15 | 3 | 144 | 2.8 | 1.5 | 11.1 |
| 86-87 | 12-2 | 317 | 68-142 | .479 | 55-67 | .821 | 12-16 | 28 | 16 | 39-0 | 10 | 19 | 5 | 191 | 2.3 | 1.3 | 15.9 |
| 87-88 | 5-0 | 105 | 25-53 | .472 | 8-9 | .889 | 6-8 | 14 | 9 | 9-0 | 1 | 4 | 2 | 59 | 2.8 | 1.8 | 11.8 |
| 88-89 | 9-0 | 292 | 77-141 | .546 | 41-47 | .872 | 5-20 | 25 | 25 | 31-1 | 11 | 9 | 2 | 201 | 2.8 | 2.8 | 22.3 |
| 89-90 | 4-0 | 122 | 28-60 | .467 | 28-31 | .903 | 6-3 | 9 | 6 | 14-0 | 5 | 3 | 0 | 89 | 2.3 | 1.5 | 22.3 |
| Total | 51-3 | 1356 | 286-582 | .491 | 179-208 | .861 | 57-73 | 130 | 91 | 161-1 | 38 | 67 | 13 | 763 | 2.5 | 1.8 | 15.0 |

Three-point field goals: 0-2 (.000) '84-85; 0-2 (.000) '85-86; 1-5 (.200) '87-88; 6-8 (.750) '88-89; 5-10 (.500) '89-90; Total 12-27 (.444).

All-Star

| | | | | | | | | | | | | | | | | | |
|-------|-----|----|-----|------|-----|-------|-----|---|---|-----|---|---|---|---|-----|-----|-----|
| 90-91 | 1-0 | 19 | 4-8 | .500 | 1-1 | 1.000 | 0-2 | 2 | 2 | 2-0 | 0 | 2 | 0 | 9 | 2.0 | 2.0 | 9.0 |
|-------|-----|----|-----|------|-----|-------|-----|---|---|-----|---|---|---|---|-----|-----|-----|

Three-point field goals: None attempted.

ED PINCKNEY - 6-9 - 240 - Born 3/27/63 - Villanova - Drafted by Phoenix, First Round, 1985

| Season | G-GS | MIN | FGM-A | PCT | FTM-A | PCT | OFF-DEF | TOT | AST | P-F-D | ST | TO | BS | TP | RPG | APG | PPG |
|--------|-------|-----|-------|------|-------|------|---------|-----|-----|-------|----|----|----|-----|-----|-----|-----|
| 94-95 | 62-17 | 835 | 48-97 | .495 | 44-62 | .710 | 65-146 | 211 | 21 | 64-0 | 34 | 26 | 17 | 140 | 3.4 | 0.3 | 2.3 |

Three-point field goals: None attempted.

MARK POPE - 6-10 - 235 - Born 9/11/72 - Kentucky - Drafted by Indiana, Second Round, 1996

| Season | G-GS | MIN | FGM-A | PCT | FTM-A | PCT | OFF-DEF | TOT | AST | P-F-D | ST | TO | BS | TP | RPG | APG | PPG |
|--------|--------|------|--------|------|-------|------|---------|-----|-----|-------|----|----|----|-----|-----|-----|-----|
| 00-01 | 63-45 | 942 | 62-142 | .437 | 22-35 | .629 | 56-91 | 147 | 38 | 140-2 | 16 | 17 | 26 | 151 | 2.3 | 0.6 | 2.4 |
| 01-02 | 45-12 | 126 | 36-91 | .396 | 11-21 | .524 | 20-53 | 73 | 17 | 47-0 | 11 | 15 | 11 | 87 | 1.6 | 0.4 | 1.9 |
| Total | 108-57 | 1368 | 98-233 | .421 | 33-56 | .589 | 76-144 | 220 | 55 | 187-2 | 27 | 32 | 37 | 238 | 2.0 | 0.5 | 2.2 |

Three-point field goals: 5-24 (.208) '00-01; 4-25 (.160) '01-02; Total 9-49 (.184).

Playoffs

| | | | | | | | | | | | | | | | | | |
|-------|-----|----|------|------|-----|------|-----|----|---|-----|---|---|---|----|-----|-----|-----|
| 00-01 | 6-3 | 46 | 5-10 | .500 | 0-0 | ---- | 5-7 | 12 | 2 | 6-0 | 2 | 0 | 0 | 10 | 2.0 | 0.3 | 1.7 |
|-------|-----|----|------|------|-----|------|-----|----|---|-----|---|---|---|----|-----|-----|-----|

Three-point field goals: 0-1 (.000).

DAVE POPSON - 6-10 - 230 - Born 5/17/64 - North Carolina - Drafted by Detroit, Fourth Round, 1987

| Season | G-GS | MIN | FGM-A | PCT | FTM-A | PCT | OFF-DEF | TOT | AST | P-F-D | ST | TO | BS | TP | RPG | APG | PPG |
|--------|------|-----|-------|------|-------|------|---------|-----|-----|-------|----|----|----|----|-----|-----|-----|
| 91-92 | 5-0 | 26 | 3-7 | .429 | 1-2 | .500 | 2-3 | 5 | 3 | 5-0 | 2 | 4 | 1 | 7 | 1.0 | 0.6 | 1.4 |

Three-point field goals: 0-1 (.000).

PAUL PRESSEY - 6-5 - 203 - Born 12/24/58 - Tulsa - Drafted by Milwaukee, First Round, 1982

| Season | G-GS | MIN | FGM-A | PCT | FTM-A | PCT | OFF-DEF | TOT | AST | P-F-D | ST | TO | BS | TP | RPG | APG | PPG |
|--------|---------|-------|-----------|------|-----------|------|----------|------|------|---------|-----|------|-----|------|-----|-----|------|
| 82-83 | 79-18 | 1528 | 213-466 | .457 | 105-176 | .597 | 83-198 | 281 | 207 | 174-2 | 99 | 162 | 47 | 532 | 3.6 | 2.6 | 6.7 |
| 83-84 | 81-18 | 1730 | 276-528 | .523 | 120-200 | .600 | 102-180 | 282 | 252 | 241-6 | 86 | 157 | 50 | 674 | 3.5 | 3.1 | 8.3 |
| 84-85 | 80-80 | 28760 | 480-928 | .517 | 317-418 | .758 | 149-280 | 429 | 543 | 258-4 | 129 | 247 | 56 | 1284 | 5.4 | 6.8 | 16.1 |
| 85-86 | 80-80 | 2704 | 411-843 | .488 | 316-392 | .806 | 127-272 | 399 | 623 | 247-4 | 168 | 240 | 71 | 1146 | 5.0 | 7.8 | 14.3 |
| 86-87 | 61-60 | 2057 | 294-616 | .477 | 242-328 | .738 | 98-198 | 296 | 441 | 213-4 | 110 | 186 | 47 | 846 | 4.9 | 7.2 | 13.9 |
| 87-88 | 75-75 | 2484 | 345-702 | .491 | 285-357 | .798 | 130-245 | 375 | 523 | 233-6 | 112 | 198 | 34 | 983 | 5.0 | 7.0 | 13.1 |
| 88-89 | 67-62 | 2170 | 307-648 | .474 | 187-241 | .776 | 73-189 | 262 | 439 | 221-2 | 119 | 184 | 44 | 813 | 3.9 | 6.6 | 12.1 |
| 89-90 | 57-2 | 1400 | 239-506 | .472 | 144-190 | .758 | 59-113 | 172 | 244 | 149-3 | 81 | 109 | 23 | 628 | 3.0 | 4.3 | 11.0 |
| Total | 580-395 | 16949 | 2565-5237 | .490 | 1716-2302 | .745 | 821-1675 | 2496 | 3272 | 1736-31 | 894 | 1483 | 372 | 6906 | 4.3 | 6.6 | 11.9 |

Three-point field goals: 1-9 (.111) '82-83; 2-9 (.222) '83-84; 7-20 (.350) '84-85; 8-44 (.182) '85-86; 16-55 (.291) '86-87; 8-39 (.205) '87-88; 12-55 (.218) '88-89; 6-43 (.140) '89-90; Total 60-274 (.219).

Playoffs

| | | | | | | | | | | | | | | | | | |
|-------|-------|------|---------|------|---------|------|---------|-----|-----|-------|-----|-----|----|-----|-----|-----|------|
| 82-83 | 9-6 | 150 | 19-47 | .404 | 8-20 | .400 | 14-19 | 33 | 14 | 23-0 | 9 | 18 | 6 | 46 | 3.7 | 1.6 | 5.1 |
| 83-84 | 16-1 | 351 | 52-100 | .520 | 38-56 | .679 | 17-42 | 59 | 50 | 53-1 | 22 | 38 | 9 | 142 | 3.7 | 3.1 | 8.9 |
| 84-85 | 8-8 | 296 | 45-88 | .511 | 31-38 | .816 | 15-33 | 48 | 61 | 27-1 | 18 | 32 | 5 | 122 | 6.0 | 7.6 | 15.3 |
| 85-86 | 14-14 | 530 | 76-157 | .484 | 67-88 | .761 | 19-41 | 60 | 110 | 48-0 | 18 | 50 | 13 | 225 | 4.3 | 7.9 | 16.1 |
| 86-87 | 12-12 | 465 | 68-146 | .466 | 34-46 | .739 | 28-34 | 62 | 103 | 51-3 | 28 | 35 | 8 | 171 | 5.2 | 8.6 | 14.3 |
| 87-88 | 5-5 | 178 | 23-50 | .460 | 23-30 | .767 | 6-13 | 19 | 33 | 21-0 | 4 | 16 | 3 | 70 | 3.8 | 6.6 | 14.0 |
| 89-90 | 4-2 | 129 | 19-44 | .432 | 21-26 | .808 | 8-13 | 21 | 30 | 14-0 | 6 | 7 | 1 | 59 | 5.3 | 7.5 | 12.8 |
| Total | 68-48 | 2099 | 302-632 | .478 | 222-304 | .730 | 107-195 | 302 | 401 | 237-5 | 105 | 196 | 45 | 835 | 4.4 | 5.9 | 12.3 |

Three-point field goals: 0-1 (.000) '82-83; 0-3 (.000) '83-84; 1-3 (.333) '84-85; 6-18 (.333) '85-86; 1-8 (.125) '86-87; 1-3 (.333) '87-88; 0-3 (.000) '89-90; Total 9-39 (.231).

JIM PRICE - 6-3 - 195 - Born 11/27/49 - Louisville - Drafted by LA Lakers, Second Round, 1972

| Season | G-GS | MIN | FGM-A | PCT | FTM-A | PCT | OFF-DEF | TOT | AST | P-F-D | ST | TO | BS | TP | RPG | APG | PPG |
|--------|---------|------|----------|------|---------|------|---------|-----|-----|-------|-----|------|----|------|-----|-----|------|
| 74-75 | 41-37 | 1531 | 242-550 | .440 | 128-149 | .859 | 45-110 | 155 | 223 | 146-0 | 90 | ---- | 21 | 612 | 3.8 | 5.4 | 14.9 |
| 75-76 | 80-66 | 2525 | 398-968 | .415 | 141-166 | .849 | 74-187 | 261 | 395 | 264-3 | 148 | ---- | 32 | 937 | 3.3 | 4.9 | 11.7 |
| 76-77 | 6-3 | 111 | 21-41 | .519 | 7-9 | .778 | 4-9 | 13 | 15 | 14-0 | 7 | ---- | 1 | 49 | 2.2 | 2.5 | 8.1 |
| Total | 127-106 | 4167 | 661-1549 | .427 | 276-324 | .852 | 123-306 | 429 | 633 | 424-3 | 245 | ---- | 54 | 1598 | 3.4 | 5.0 | 12.6 |

Playoffs

| | | | | | | | | | | | | | | | | | |
|-------|---|----|-----|------|-----|------|-----|---|---|-----|---|------|---|----|-----|-----|------|
| 75-76 | 1 | 19 | 3-8 | .375 | 4-7 | .571 | 0-0 | 0 | 4 | 1-0 | 1 | ---- | 0 | 10 | 0.0 | 4.0 | 10.0 |
|-------|---|----|-----|------|-----|------|-----|---|---|-----|---|------|---|----|-----|-----|------|

All-Star

| | | | | | | | | | | | | | | | | | |
|-------|---|----|-----|------|-----|-------|-----|---|---|-----|---|------|---|---|-----|-----|-----|
| 74-75 | 1 | 17 | 3-9 | .333 | 2-2 | 1.000 | 0-2 | 2 | 0 | 4-0 | 2 | ---- | 0 | 8 | 2.0 | 0.0 | 8.0 |
|-------|---|----|-----|------|-----|-------|-----|---|---|-----|---|------|---|---|-----|-----|-----|

ALL-TIME ROSTER

GENERAL
INFO

FRONT
OFFICE

PLAYERS

2011-12
SEASON

STATS &
RECORDS

HISTORY

NBA

OPPONENTS

MEDIA

JOEL PRZYBILLA - 7-1 - 255 - Born 10/10/79 - Minnesota - Drafted by Houston, First Round, 2000

| Season | G-GS | MIN | FGM-A | PCT | FTM-A | PCT | OFF-DEF | TOT | AST | PF-D | ST | TO | BS | TP | RPG | APG | PPG |
|---|--------|------|---------|-------|--------|------|---------|-----|-----|-------|----|----|-----|-----|-----|-----|-----|
| 00-01 | 33-13 | 270 | 12-35 | .343 | 3-11 | .273 | 29-42 | 71 | 2 | 56-0 | 3 | 13 | 30 | 27 | 2.2 | 0.1 | 0.8 |
| 01-02 | 71-62 | 1128 | 76-142 | .535 | 38-90 | .422 | 78-205 | 283 | 21 | 199-3 | 20 | 43 | 118 | 190 | 4.0 | 0.3 | 2.7 |
| 02-03 | 32-17 | 546 | 18-46 | .391 | 12-24 | .500 | 48-97 | 145 | 12 | 85-1 | 10 | 19 | 45 | 48 | 4.5 | 0.4 | 1.5 |
| 03-04 | 5-0 | 33 | 0-0 | .000 | 1-2 | .500 | 1-9 | 10 | 3 | 5-0 | 0 | 2 | 0 | 1 | 2.0 | 0.6 | 0.2 |
| Total | 141-92 | 1977 | 106-223 | .475 | 54-127 | .425 | 156-353 | 509 | 38 | 345-4 | 33 | 77 | 193 | 266 | 3.6 | 0.3 | 1.9 |
| Three-point field goals: 0-1 (.000) 01-02 | | | | | | | | | | | | | | | | | |
| Playoffs | | | | | | | | | | | | | | | | | |
| 00-01 | 1-0 | 2 | 0-0 | .000 | 0-0 | .000 | 0-0 | 0 | 0 | 0-0 | 0 | 0 | 0 | 0 | 0.0 | 0.0 | 0.0 |
| 02-03 | 4-3 | 33 | 1-1 | 1.000 | 0-0 | .000 | 2-8 | 10 | 1 | 11-0 | 0 | 1 | 2 | 2 | 2.5 | 0.3 | 0.5 |
| Total | 5-3 | 35 | 1-1 | 1.000 | 0-0 | .000 | 2-8 | 10 | 1 | 11-0 | 0 | 1 | 2 | 2 | 2.0 | 0.2 | 0.4 |
| Three-point field goals: None Attempted | | | | | | | | | | | | | | | | | |

ANTHONY PULLARD - 6-10 - 247 - Born 6/23/66 - McNeese State - Not Drafted

| Season | G-GS | MIN | FGM-A | PCT | FTM-A | PCT | OFF-DEF | TOT | AST | PF-D | ST | TO | BS | TP | RPG | APG | PPG |
|--|------|-----|-------|------|-------|------|---------|-----|-----|------|----|----|----|----|-----|-----|-----|
| 92-93 | 8-0 | 37 | 8-18 | .444 | 1-3 | .333 | 2-6 | 8 | 2 | 5-0 | 2 | 5 | 2 | 17 | 1.0 | 0.3 | 2.1 |
| Three-point field goals: None attempted. | | | | | | | | | | | | | | | | | |

MICHAEL REDD - 6-6 - 215 - Born 8/24/79 - Ohio State - Drafted by Milwaukee, Second Round, 2000

| Season | G-GS | MIN | FGM-A | PCT | FTM-A | PCT | OFF-DEF | TOT | AST | PF-D | ST | TO | BS | TP | RPG | APG | PPG |
|---|---------|-------|-----------|------|-----------|-------|----------|------|------|-------|-----|-----|----|-------|-----|-----|------|
| 00-01 | 6-0 | 35 | 5-19 | .263 | 3-6 | .500 | 3-1 | 4 | 1 | 2-0 | 1 | 1 | 0 | 13 | 0.7 | 0.2 | 2.2 |
| 01-02 | 67-8 | 1417 | 294-609 | .483 | 91-115 | .791 | 77-147 | 224 | 91 | 96-0 | 42 | 57 | 7 | 767 | 3.3 | 1.4 | 11.4 |
| 02-03 | 82-14 | 2316 | 455-971 | .469 | 149-185 | .805 | 98-273 | 371 | 117 | 143-0 | 100 | 74 | 13 | 1241 | 4.5 | 1.4 | 15.1 |
| 03-04 | 82-82 | 3021 | 633-1439 | .440 | 383-441 | .868 | 118-289 | 407 | 185 | 152-0 | 61 | 116 | 6 | 1776 | 5.0 | 2.3 | 21.7 |
| 04-05 | 75-75 | 2848 | 625-1418 | .441 | 369-432 | .854 | 72-240 | 312 | 172 | 152-0 | 63 | 133 | 8 | 1723 | 4.2 | 2.3 | 23.0 |
| 05-06 | 80-80 | 3130 | 682-1516 | .450 | 501-571 | .877 | 78-264 | 342 | 229 | 157-1 | 95 | 170 | 5 | 2028 | 4.3 | 2.9 | 25.4 |
| 06-07 | 53-53 | 2036 | 477-1025 | .465 | 345-416 | .829 | 42-154 | 196 | 124 | 78-0 | 63 | 122 | 9 | 1416 | 3.7 | 2.3 | 26.7 |
| 07-08 | 72-71 | 2702 | 550-1243 | .442 | 402-490 | .820 | 85-224 | 309 | 247 | 120-0 | 65 | 181 | 13 | 1632 | 4.3 | 3.4 | 22.7 |
| 08-09 | 33-32 | 1203 | 249-547 | .455 | 131-161 | .814 | 24-83 | 107 | 88 | 45-0 | 35 | 53 | 2 | 699 | 3.2 | 2.7 | 21.2 |
| 09-10 | 18-12 | 492 | 75-213 | .352 | 47-66 | .712 | 11-43 | 54 | 39 | 24-0 | 19 | 15 | 2 | 215 | 3.0 | 2.2 | 11.9 |
| 10-11 | 10-0 | 134 | 18-45 | .400 | 4-4 | 1.000 | 0-8 | 8 | 12 | 4-0 | 2 | 4 | 1 | 44 | 0.8 | 1.2 | 4.4 |
| Total | 578-427 | 19334 | 4063-9045 | .449 | 2425-2887 | .840 | 608-1726 | 2334 | 1305 | 973-1 | 566 | 926 | 66 | 11554 | 4.0 | 2.3 | 20.0 |
| Three-point field goals: 0-3 (.000) 00-01; 88-198 (.444) 01-02; 182-416 (.438) 02-03; 127-363 (.350) 03-04; 104-293 (.355) 04-05; 163-413 (.395) 05-06; 117-306 (.382) 06-07; 130-359 (.362) 07-08; 70-191 (.366) 08-09; 18-60 (.300) 09-10; 4-17 (.235) 10-11; Total 1003-2619 (.383). | | | | | | | | | | | | | | | | | |
| Playoffs | | | | | | | | | | | | | | | | | |
| 02-03 | 6-0 | 128 | 21-52 | .404 | 13-14 | .929 | 9-12 | 21 | 11 | 15-0 | 2 | 7 | 1 | 58 | 3.5 | 1.8 | 9.7 |
| 03-04 | 5-5 | 192 | 34-83 | .410 | 16-21 | .762 | 6-19 | 25 | 13 | 16-0 | 0 | 19 | 0 | 90 | 5.0 | 2.6 | 18.0 |
| 05-06 | 5-5 | 185 | 44-84 | .524 | 41-46 | .891 | 16-11 | 27 | 8 | 11-0 | 4 | 10 | 0 | 136 | 5.4 | 1.6 | 27.2 |
| Total | 16-10 | 505 | 99-219 | .452 | 70-81 | .864 | 31-42 | 73 | 32 | 42-0 | 6 | 36 | 1 | 284 | 4.6 | 2.0 | 17.8 |
| Three-point field goals: 3-12 (.250) 02-03; 6-20 (.300) 03-04; 7-15 (.467) 05-06; Total 16-47 (.340). | | | | | | | | | | | | | | | | | |
| All-Star | | | | | | | | | | | | | | | | | |
| 03-04 | 1 | 15 | 5-12 | .417 | 0-0 | -- | 2-1 | 3 | 2 | 0-0 | 3 | 1 | 0 | 13 | 3.0 | 2.0 | 13.0 |
| Three-point field goals: 3-6 (.500). | | | | | | | | | | | | | | | | | |

J.R. REID - 6-10 - 247 - Born 3/31/68 - North Carolina - Drafted by Charlotte, First Round, 1989

| Season | G-GS | MIN | FGM-A | PCT | FTM-A | PCT | OFF-DEF | TOT | AST | PF-D | ST | TO | BS | TP | RPG | APG | PPG |
|--------------------------------------|------|-----|--------|------|-------|------|---------|-----|-----|------|----|----|----|-----|-----|-----|-----|
| 99-00 | 34-7 | 602 | 53-127 | .417 | 43-56 | .768 | 29-88 | 117 | 18 | 81-2 | 19 | 20 | 5 | 150 | 3.4 | 0.5 | 4.4 |
| Three-point field goals: 1-7 (.143). | | | | | | | | | | | | | | | | | |

JARED REINER - 6-11 - 255 - Born 4/8/82 - Iowa - Not Drafted

| Season | G-GS | MIN | FGM-A | PCT | FTM-A | PCT | OFF-DEF | TOT | AST | PF-D | ST | TO | BS | TP | RPG | APG | PPG |
|--|------|-----|-------|------|-------|------|---------|-----|-----|------|----|----|----|----|-----|-----|-----|
| 06-07 | 27-2 | 244 | 15-43 | .349 | 3-10 | .300 | 21-50 | 71 | 13 | 45-1 | 5 | 14 | 6 | 33 | 2.6 | 0.5 | 1.2 |
| Three-point field goals: None attempted. | | | | | | | | | | | | | | | | | |

SHAWN RESPERT - 6-2 - 195 - Born 2/6/72 - Michigan State - Drafted by Portland, First Round, 1995

| Season | G-GS | MIN | FGM-A | PCT | FTM-A | PCT | OFF-DEF | TOT | AST | PF-D | ST | TO | BS | TP | RPG | APG | PPG |
|--|------|-----|---------|------|-------|-------|---------|-----|-----|------|----|----|----|-----|-----|-----|-----|
| 95-96 | 62-0 | 845 | 113-292 | .387 | 35-42 | .833 | 28-46 | 74 | 68 | 67-0 | 32 | 42 | 4 | 303 | 1.2 | 1.1 | 4.9 |
| 96-97 | 14-0 | 83 | 6-19 | .316 | 7-7 | 1.000 | 3-4 | 7 | 8 | 5-0 | 0 | 8 | 0 | 20 | 0.5 | 0.6 | 1.7 |
| Total | 76-0 | 928 | 119-311 | .383 | 42-49 | .857 | 31-50 | 81 | 76 | 72-0 | 32 | 50 | 4 | 323 | 1.1 | 1.0 | 4.3 |
| Three-point field goals: 42-122 (.344) 95-96; 1-9 (.111) 96-97; Total 43-131 (.328). | | | | | | | | | | | | | | | | | |

KEVIN RESTANI - 6-9 - 225 - Born 12/23/51 - San Francisco - Drafted by Cleveland, Third Round, 1974

| Season | G-GS | MIN | FGM-A | PCT | FTM-A | PCT | OFF-DEF | TOT | AST | PF-D | ST | TO | BS | TP | RPG | APG | PPG |
|----------|---------|------|----------|------|---------|------|---------|------|-----|-------|-----|------|----|------|-----|-----|-----|
| 74-75 | 76-23 | 1755 | 188-427 | .440 | 35-49 | .714 | 31-272 | 403 | 119 | 172-1 | 36 | ---- | 19 | 411 | 5.3 | 1.6 | 5.4 |
| 75-76 | 82-23 | 1650 | 234-493 | .475 | 24-42 | .571 | 115-261 | 376 | 96 | 151-3 | 36 | ---- | 12 | 492 | 4.6 | 1.2 | 6.0 |
| 76-77 | 64-16 | 1116 | 173-334 | .518 | 12-24 | .500 | 81-181 | 262 | 88 | 102-0 | 33 | ---- | 11 | 358 | 4.1 | 1.4 | 5.6 |
| 77-78 | 8-0 | 84 | 13-28 | .464 | 0-2 | .000 | 4-10 | 14 | 9 | 4-0 | 0 | ---- | 21 | 26 | 1.8 | 1.1 | 3.3 |
| 78-79 | 81-47 | 1598 | 262-529 | .495 | 51-73 | .699 | 141-244 | 385 | 122 | 155-0 | 30 | 96 | 27 | 575 | 4.8 | 1.5 | 7.1 |
| Total | 311-109 | 6203 | 870-1811 | .480 | 122-190 | .642 | 472-968 | 1440 | 434 | 584-4 | 135 | 96 | 70 | 1862 | 4.6 | 1.4 | 6.0 |
| Playoffs | | | | | | | | | | | | | | | | | |
| 75-76 | 3 | 33 | 1-5 | .200 | 0-0 | .000 | 0-5 | 5 | 1 | 0-0 | 1 | ---- | 0 | 2 | | | 0.7 |

JERRY REYNOLDS - 6-8 - 198 - Born 12/23/62 - Louisiana State - Drafted by Milwaukee, First Round, 1985

| Season | G-GS | MIN | FGM-A | PCT | FTM-A | PCT | OFF-DEF | TOT | AST | PF-D | ST | TO | BS | TP | RPG | APG | PPG |
|--|--------|------|---------|------|---------|------|---------|-----|-----|-------|-----|-----|----|------|-----|-----|-----|
| 85-86 | 55-8 | 508 | 72-162 | .444 | 58-104 | .558 | 37-43 | 80 | 86 | 57-0 | 43 | 52 | 19 | 203 | 1.5 | 1.6 | 3.7 |
| 86-87 | 58-24 | 963 | 140-356 | .393 | 118-184 | .641 | 72-101 | 173 | 106 | 91-0 | 50 | 82 | 30 | 404 | 3.0 | 1.8 | 7.0 |
| 87-88 | 62-21 | 1161 | 188-419 | .449 | 119-154 | .773 | 70-90 | 160 | 104 | 97-0 | 74 | 104 | 32 | 498 | 2.6 | 1.7 | 8.0 |
| 95-96 | 19-0 | 191 | 21-53 | .396 | 13-21 | .619 | 13-20 | 33 | 12 | 20-0 | 15 | 16 | 6 | 56 | 1.7 | 0.6 | 2.9 |
| Total | 194-53 | 2823 | 421-990 | .425 | 308-463 | .665 | 192-254 | 446 | 308 | 265-0 | 182 | 254 | 87 | 1161 | 2.3 | 1.6 | 6.0 |
| Three-point field goals: 1-2 (.500) 85-86; 6-18 (.333) 86-87; 3-7 (.429) 87-88; 1-10 (.100) 95-96; Total 11-37 (.297). | | | | | | | | | | | | | | | | | |
| Playoffs | | | | | | | | | | | | | | | | | |
| 85-86 | 7-0 | 40 | 7-17 | .412 | 6-11 | .545 | 3-6 | 9 | 4 | 5-0 | 4 | 4 | 3 | 20 | 1.3 | 0.6 | 2.9 |
| 86-87 | 4-0 | 5 | 1-3 | .333 | 1-2 | .500 | 1-0 | 1 | 2 | 0-0 | 3 | 0 | 0 | 3 | 0.3 | 0.5 | 0.8 |
| 87-88 | 3-0 | 12 | 4-6 | .667 | 0-0 | .000 | 0-1 | 1 | 1 | 1-0 | 0 | 1 | 0 | 8 | 0.3 | 0.3 | 2.7 |
| Total | 14-0 | 57 | 12-26 | .462 | 7-13 | .538 | 4-7 | 11 | 7 | 6-0 | 7 | 5 | 3 | 31 | 0.8 | 0.5 | 2.2 |
| Three-point field goals: 0-1 (.000) 85-86; 0-1 (.000) 86-87; Total 0-2 (.000). | | | | | | | | | | | | | | | | | |

ALL-TIME ROSTER

LUKE RIDNOUR - 6-2 - 175 - Born 2/13/81 - Oregon - Drafted by Seattle, First Round, 2003

| Season | G-GS | MIN | FGM-A | PCT | FTM-A | PCT | OFF-DEF | TOT | AST | PF-D | ST | TO | BS | TP | RPG | APG | PPG |
|--------|--------|------|----------|------|---------|------|---------|-----|-----|-------|-----|-----|----|------|-----|-----|------|
| 08-09 | 72-50 | 2033 | 250-621 | .403 | 133-153 | .869 | 33-185 | 218 | 365 | 200-3 | 92 | 128 | 16 | 688 | 3.0 | 5.1 | 9.6 |
| 09-10 | 82-0 | 1758 | 328-686 | .478 | 127-140 | .907 | 24-119 | 143 | 324 | 182-0 | 54 | 106 | 7 | 852 | 1.7 | 4.0 | 10.4 |
| Total | 154-50 | 3791 | 578-1307 | .442 | 260-293 | .887 | 57-304 | 361 | 689 | 382-3 | 146 | 234 | 23 | 1540 | 2.3 | 4.5 | 10.0 |

Three-point field goals: 55-157 (.350) 08-09; 69-181 (.381) 09-10; Total 124-338 (.367).

Playoffs

| | | | | | | | | | | | | | | | | | |
|-------|-----|-----|-------|------|-------|------|-----|----|----|------|---|----|---|----|-----|-----|-----|
| 09-10 | 7-0 | 121 | 21-45 | .467 | 10-12 | .833 | 4-9 | 13 | 13 | 13-0 | 4 | 10 | 1 | 57 | 1.9 | 1.9 | 8.1 |
|-------|-----|-----|-------|------|-------|------|-----|----|----|------|---|----|---|----|-----|-----|-----|

Three-point field goals: 5-14 (.357).

FRED ROBERTS - 6-10 - 227 - Born 8/14/60 - Brigham Young - Drafted by Milwaukee, First Round, 1985

| Season | G-GS | MIN | FGM-A | PCT | FTM-A | PCT | OFF-DEF | TOT | AST | PF-D | ST | TO | BS | TP | RPG | APG | PPG |
|--------|---------|------|-----------|------|---------|------|---------|------|-----|-------|-----|-----|-----|------|-----|-----|------|
| 88-89 | 71-3 | 1251 | 155-319 | .486 | 104-129 | .806 | 68-141 | 209 | 66 | 126-0 | 36 | 80 | 23 | 417 | 2.9 | 0.9 | 5.9 |
| 89-90 | 82-66 | 2235 | 330-666 | .495 | 195-249 | .783 | 107-204 | 311 | 147 | 210-5 | 56 | 130 | 25 | 857 | 3.8 | 1.8 | 10.5 |
| 90-91 | 82-82 | 2114 | 357-670 | .533 | 170-209 | .813 | 107-174 | 281 | 135 | 190-2 | 63 | 135 | 29 | 888 | 3.4 | 1.6 | 10.8 |
| 91-92 | 80-63 | 1746 | 311-645 | .482 | 128-171 | .749 | 103-154 | 257 | 122 | 177-0 | 52 | 122 | 40 | 769 | 3.2 | 1.5 | 9.6 |
| 92-93 | 79-51 | 488 | 226-428 | .528 | 135-169 | .799 | 91-146 | 237 | 118 | 138-0 | 57 | 67 | 27 | 599 | 3.0 | 1.5 | 7.6 |
| Total | 394-265 | 8834 | 1379-2728 | .505 | 732-927 | .789 | 476-819 | 1295 | 588 | 41-7 | 264 | 534 | 144 | 3530 | 3.3 | 1.5 | 9.0 |

Three-point field goals: 3-14 (.214) 88-89; 2-11 (.182) 89-90; 4-25 (.160) 90-91; 19-37 (.514) 91-92; 12-29 (.414) 92-93; Total 40-116 (.345).

Playoffs

| | | | | | | | | | | | | | | | | | |
|-------|------|-----|--------|------|-------|-------|-------|----|----|------|---|----|---|-----|-----|-----|------|
| 88-89 | 9-5 | 345 | 49-100 | .490 | 34-40 | .850 | 11-28 | 39 | 20 | 29-1 | 5 | 13 | 4 | 132 | 4.3 | 2.2 | 14.7 |
| 89-90 | 4-4 | 79 | 13-20 | .650 | 13-16 | .813 | 5-3 | 8 | 3 | 9-0 | 0 | 5 | 1 | 39 | 2.0 | 0.8 | 9.8 |
| 90-91 | 3-3 | 103 | 16-35 | .457 | 2-2 | 1.000 | 4-11 | 15 | 7 | 5-0 | 2 | 5 | 1 | 34 | 5.0 | 2.3 | 11.3 |
| Total | 16-2 | 527 | 78-155 | .503 | 49-58 | .845 | 20-42 | 62 | 30 | 43-1 | 7 | 23 | 6 | 205 | 3.9 | 1.9 | 12.8 |

Three-point field goals: 0-3 (.000) 88-89; 0-1 (.000) 89-90; 0-1 (.000) 90-91; Total 0-5 (.000).

ALVIN ROBERTSON - 6-4 - 208 - Born 7/22/62 - Arkansas - Drafted by San Antonio, First Round, 1984

| Season | G-GS | MIN | FGM-A | PCT | FTM-A | PCT | OFF-DEF | TOT | AST | PF-D | ST | TO | BS | TP | RPG | APG | PPG |
|--------|---------|------|-----------|------|---------|------|---------|------|------|--------|-----|-----|----|------|-----|-----|------|
| 89-90 | 81-81 | 2599 | 476-946 | .503 | 197-266 | .741 | 230-329 | 559 | 445 | 280-2 | 207 | 217 | 17 | 1153 | 6.9 | 5.5 | 14.2 |
| 90-91 | 81-81 | 2598 | 438-904 | .485 | 199-263 | .757 | 191-268 | 459 | 444 | 273-5 | 246 | 212 | 16 | 1098 | 5.7 | 5.5 | 13.6 |
| 91-92 | 82-79 | 2463 | 396-922 | .430 | 151-198 | .763 | 175-175 | 350 | 360 | 263-5 | 210 | 223 | 32 | 1010 | 4.3 | 4.4 | 12.3 |
| 92-93 | 39-32 | 1065 | 139-290 | .479 | 44-70 | .629 | 47-90 | 137 | 156 | 120-0 | 90 | 77 | 9 | 339 | 3.5 | 4.0 | 8.7 |
| Total | 283-273 | 8725 | 1449-3062 | .473 | 591-797 | .742 | 643-862 | 1505 | 1405 | 936-12 | 753 | 729 | 74 | 3600 | 5.3 | 5.0 | 12.7 |

Three-point field goals: 4-26 (.154) 89-90; 23-63 (.365) 90-91; 67-210 (.319) 91-92; 17-55 (.309) 92-93; Total 111-354 (.314).

Playoffs

| | | | | | | | | | | | | | | | | | |
|-------|-----|-----|--------|------|-------|------|-------|----|----|------|----|----|---|-----|-----|-----|------|
| 89-90 | 4-4 | 155 | 35-67 | .522 | 24-34 | .706 | 10-13 | 23 | 19 | 16-0 | 9 | 15 | 0 | 94 | 5.8 | 4.8 | 23.5 |
| 90-91 | 3-3 | 118 | 29-49 | .592 | 10-13 | .769 | 7-11 | 18 | 15 | 12-0 | 8 | 10 | 0 | 71 | 6.0 | 5.0 | 23.7 |
| Total | 7-7 | 273 | 64-116 | .552 | 34-47 | .723 | 17-24 | 41 | 34 | 28-0 | 17 | 25 | 0 | 165 | 5.9 | 4.9 | 23.6 |

Three-point field goals: 0-1 (.000) 89-90; 3-9 (.333) 90-91; Total 3-10 (.300).

All-Star

| | | | | | | | | | | | | | | | | | |
|-------|-----|----|-----|------|-----|-------|-----|---|---|-----|---|---|---|---|-----|-----|-----|
| 90-91 | 1-0 | 12 | 2-4 | .500 | 2-2 | 1.000 | 0-2 | 2 | 0 | 0-0 | 0 | 3 | 0 | 6 | 2.0 | 0.0 | 6.0 |
|-------|-----|----|-----|------|-----|-------|-----|---|---|-----|---|---|---|---|-----|-----|-----|

Three-point field goals: None attempted.

OSCAR ROBERTSON - 6-5 - 220 - Born 11/24/38 - Cincinnati - Drafted by Cincinnati (territorial choice), First Round, 1960

| Season | G-GS | MIN | FGM-A | PCT | FTM-A | PCT | OFF-DEF | TOT | AST | PF-D | ST | TO | BS | TP | RPG | APG | PPG |
|--------|---------|-------|-----------|------|-----------|------|---------|------|------|-------|-----|-----|-----|------|-----|-----|------|
| 70-71 | 81-81 | 3194 | 592-1193 | .496 | 385-453 | .850 | --- | 462 | 668 | 203-0 | --- | --- | --- | 1569 | 5.7 | 8.2 | 19.4 |
| 71-72 | 64-60 | 2390 | 419-887 | .472 | 276-330 | .836 | --- | 323 | 491 | 116-0 | --- | --- | --- | 1114 | 5.0 | 7.7 | 17.4 |
| 72-73 | 73-69 | 2737 | 446-983 | .454 | 238-281 | .847 | --- | 360 | 551 | 167-0 | --- | --- | --- | 1130 | 4.9 | 7.5 | 15.5 |
| 73-74 | 70-62 | 2477 | 338-772 | .438 | 212-254 | .835 | 71-208 | 279 | 446 | 132-0 | 77 | --- | 4 | 888 | 4.0 | 6.4 | 12.7 |
| Total | 288-272 | 10798 | 1845-3835 | .481 | 1111-1318 | .843 | 71-208 | 1424 | 2156 | 618-0 | 77 | --- | 4 | 4701 | 4.9 | 7.5 | 16.3 |

Playoffs

| | | | | | | | | | | | | | | | | | |
|-------|----|------|---------|------|---------|------|-------|-----|-----|-------|-----|-----|-----|-----|-----|-----|------|
| 70-71 | 14 | 520 | 102-210 | .486 | 52-69 | .754 | --- | 70 | 124 | 39-0 | --- | --- | --- | 256 | 5.0 | 8.9 | 18.3 |
| 71-72 | 11 | 380 | 57-140 | .407 | 30-36 | .833 | --- | 64 | 83 | 29-0 | --- | --- | --- | 144 | 5.8 | 7.5 | 13.1 |
| 72-73 | 6 | 256 | 48-96 | .500 | 31-34 | .912 | --- | 28 | 45 | 21-1 | --- | --- | --- | 127 | 4.7 | 7.5 | 21.2 |
| 73-74 | 16 | 689 | 90-200 | .450 | 44-52 | .846 | 15-39 | 54 | 149 | 46-0 | 15 | --- | 4 | 224 | 3.4 | 9.3 | 14.0 |
| Total | 47 | 1845 | 297-646 | .460 | 157-191 | .822 | 15-39 | 216 | 401 | 135-1 | 15 | --- | 4 | 751 | 4.6 | 8.5 | 16.0 |

All-Star

| | | | | | | | | | | | | | | | | | |
|-------|---|----|------|------|------|------|-----|---|---|-----|-----|-----|-----|----|-----|-----|------|
| 70-71 | 1 | 24 | 2-6 | .333 | 1-3 | .333 | --- | 2 | 2 | 3-0 | --- | --- | --- | 5 | 2.0 | 2.0 | 5.0 |
| 71-72 | 1 | 24 | 3-9 | .333 | 5-10 | .500 | --- | 3 | 3 | 4-0 | --- | --- | --- | 11 | 3.0 | 3.0 | 11.0 |
| Total | 2 | 48 | 5-15 | .333 | 6-13 | .462 | --- | 5 | 5 | 7-0 | --- | --- | --- | 16 | 2.5 | 2.5 | 8.0 |

FLYNN ROBINSON - 6-1 - 190 - Born 4/28/41 - Wyoming - Drafted by Cincinnati, Second Round, 1965

| Season | G-GS | MIN | FGM-A | PCT | FTM-A | PCT | OFF-DEF | TOT | AST | PF-D | ST | TO | BS | TP | RPG | APG | PPG |
|--------|------|------|-----------|------|---------|------|---------|-----|-----|--------|-----|-----|-----|------|-----|-----|------|
| 68-69 | 65 | 2066 | 501-1149 | .436 | 317-377 | .841 | --- | 237 | 320 | 209-6 | --- | --- | --- | 1319 | 3.6 | 4.9 | 20.2 |
| 69-70 | 81 | 2762 | 663-1391 | .477 | 439-489 | .898 | --- | 263 | 449 | 254-5 | --- | --- | --- | 1765 | 3.2 | 5.5 | 21.8 |
| Total | 146 | 4828 | 1164-2540 | .458 | 756-866 | .873 | --- | 500 | 779 | 463-11 | --- | --- | --- | 3084 | 3.4 | 5.3 | 21.1 |

Playoffs

| | | | | | | | | | | | | | | | | | |
|-------|----|-----|--------|------|-------|------|-----|----|----|------|-----|-----|-----|-----|-----|-----|------|
| 69-70 | 10 | 300 | 42-129 | .326 | 44-50 | .880 | --- | 23 | 50 | 22-0 | --- | --- | --- | 128 | 2.3 | 5.0 | 12.8 |
|-------|----|-----|--------|------|-------|------|-----|----|----|------|-----|-----|-----|-----|-----|-----|------|

All-Star

| | | | | | | | | | | | | | | | | | |
|-------|---|---|-----|------|-----|------|-----|---|---|-----|-----|-----|-----|---|-----|-----|-----|
| 69-70 | 1 | 8 | 3-4 | .750 | 0-0 | .000 | --- | 1 | 2 | 2-0 | --- | --- | --- | 6 | 1.0 | 2.0 | 6.0 |
|-------|---|---|-----|------|-----|------|-----|---|---|-----|-----|-----|-----|---|-----|-----|-----|

ALL-TIME ROSTER

GENERAL
INFO

FRONT
OFFICE

PLAYERS

2011-12
SEASON

STATS &
RECORDS

HISTORY

NBA

OPPONENTS

MEDIA

GLENN ROBINSON - 6-7 - 235 - Born 1/10/73 - Purdue - Drafted by Milwaukee, First Round, 1994

| Season | G-GS | MIN | FGM-A | PCT | FTM-A | PCT | OFF-DEF | TOT | AST | PF-D | ST | TO | BS | TP | RPG | APG | PPG |
|--------|-------|------|----------|------|---------|------|---------|-----|-----|-------|-----|-----|----|------|-----|-----|------|
| 94-95 | 80-76 | 2958 | 636-1410 | .451 | 397-499 | .796 | 169-344 | 513 | 197 | 234-2 | 115 | 313 | 22 | 1755 | 6.4 | 2.5 | 21.9 |
| 95-96 | 82-82 | 3249 | 627-1382 | .454 | 316-389 | .812 | 136-368 | 504 | 293 | 236-2 | 95 | 282 | 42 | 1660 | 6.1 | 3.6 | 20.2 |
| 96-97 | 80-79 | 3114 | 669-1438 | .465 | 288-364 | .791 | 130-372 | 502 | 248 | 225-5 | 103 | 269 | 68 | 1689 | 6.3 | 3.1 | 21.1 |
| 97-98 | 56-56 | 2294 | 534-1136 | .470 | 215-266 | .808 | 82-225 | 307 | 158 | 164-2 | 69 | 200 | 34 | 1308 | 5.5 | 2.8 | 23.4 |
| 98-99 | 47-47 | 1579 | 347-756 | .459 | 140-161 | .870 | 73-203 | 276 | 100 | 114-1 | 46 | 106 | 41 | 865 | 5.9 | 2.1 | 18.4 |
| 99-00 | 81-81 | 2909 | 690-1461 | .472 | 227-283 | .802 | 107-378 | 485 | 193 | 212-3 | 78 | 223 | 41 | 1693 | 6.0 | 2.4 | 20.9 |
| 00-01 | 76-74 | 2813 | 684-1460 | .468 | 251-306 | .820 | 124-402 | 526 | 252 | 191-2 | 86 | 219 | 62 | 1674 | 6.9 | 3.3 | 22.0 |
| 01-02 | 66-63 | 2346 | 536-1147 | .467 | 236-282 | .837 | 70-336 | 406 | 168 | 173-1 | 97 | 174 | 41 | 1366 | 6.2 | 2.5 | 20.7 |

Total 568-558 21262 4723-10190 .463 2070-2550 .812 891-2628 3519 1609 1549-18 689 1786 351 12010 6.2 2.8 21.1
Three-point field goals: 86-268 (.321) 94-95; 90-263 (.342) 95-96; 63-180 (.350) 96-97; 25-65 (.385) 97-98; 31-79 (.392) 98-99; 86-237 (.363) 99-00; 55-184 (.299) 00-01; 58-178 (.326) 01-02; Total 494-1454 (.340).

Playoffs

| | | | | | | | | | | | | | | | | | |
|-------|-------|-----|---------|------|-------|------|--------|-----|----|------|----|----|----|-----|-----|-----|------|
| 98-99 | 3-3 | 118 | 21-51 | .412 | 16-18 | .889 | 4-21 | 25 | 5 | 5-0 | 3 | 10 | 2 | 62 | 8.3 | 1.7 | 20.7 |
| 99-00 | 5-5 | 174 | 32-79 | .405 | 11-13 | .846 | 0-21 | 21 | 13 | 18-0 | 8 | 15 | 4 | 77 | 4.2 | 2.6 | 15.4 |
| 00-01 | 18-18 | 687 | 138-322 | .429 | 50-56 | .893 | 26-90 | 116 | 60 | 43-1 | 11 | 46 | 24 | 350 | 6.4 | 3.3 | 19.4 |
| Total | 26-26 | 979 | 191-452 | .423 | 77-87 | .885 | 30-132 | 162 | 78 | 66-1 | 22 | 71 | 30 | 489 | 6.2 | 3.0 | 18.8 |

Three-point field goals: 4-8 (.500) 98-99; 2-7 (.286) 99-00; 24-62 (.387) 00-01; Total 30-77 (.390).

All-Star

| | | | | | | | | | | | | | | | | | |
|-------|-----|----|------|------|-----|------|-----|----|---|-----|---|---|---|----|-----|-----|------|
| 2000 | 1-0 | 17 | 5-10 | .500 | 0-0 | .000 | 2-4 | 6 | 0 | 0-0 | 0 | 0 | 0 | 10 | 6.0 | 0.0 | 10.0 |
| 2001 | 1-0 | 18 | 4-7 | .571 | 0-0 | .000 | 1-3 | 4 | 1 | 0-0 | 1 | 0 | 1 | 8 | 4.0 | 1.0 | 8.0 |
| Total | 2-0 | 35 | 9-17 | .529 | 0-0 | .000 | 3-7 | 10 | 1 | 0-0 | 1 | 0 | 1 | 18 | 5.0 | 0.5 | 9.0 |

GUY RODGERS - 6-0 - 185 - Born 9/1/35 - Temple - Drafted by Philadelphia, First Round, 1958

| Season | G-GS | MIN | FGM-A | PCT | FTM-A | PCT | OFF-DEF | TOT | AST | PF-D | ST | TO | BS | TP | RPG | APG | PPG |
|--------|------|------|----------|------|---------|------|---------|-----|-----|-------|------|------|------|------|-----|-----|------|
| 68-69 | 81 | 2157 | 325-862 | .377 | 184-232 | .793 | ---- | 226 | 561 | 207-2 | ---- | ---- | ---- | 834 | 2.8 | 6.9 | 10.3 |
| 69-70 | 64 | 749 | 68-191 | .356 | 67-90 | .744 | ---- | 74 | 213 | 73-1 | ---- | ---- | ---- | 293 | 1.2 | 3.3 | 3.2 |
| Total | 145 | 2906 | 393-1053 | .373 | 251-322 | .780 | ---- | 300 | 774 | 280-3 | ---- | ---- | ---- | 1037 | 2.1 | 5.3 | 7.2 |

LORENZO ROMAR - 6-1 - 180 - Born 11/13/58 - Washington - Drafted by Golden State, Seventh Round, 1980

| Season | G-GS | MIN | FGM-A | PCT | FTM-A | PCT | OFF-DEF | TOT | AST | PF-D | ST | TO | BS | TP | RPG | APG | PPG |
|--------|------|------|---------|------|-------|------|---------|-----|-----|------|----|----|----|-----|-----|-----|-----|
| 83-84 | 65-9 | 1007 | 159-346 | .460 | 65-90 | .722 | 21-71 | 92 | 192 | 76-0 | 55 | 63 | 8 | 387 | 1.4 | 3.0 | 6.0 |
| 84-85 | 4-0 | 16 | 1-8 | .125 | 0-0 | .000 | 0-0 | 0 | 2 | 2-0 | 0 | 0 | 0 | 2 | 0.0 | 0.5 | 0.5 |
| Total | 69-9 | 1023 | 160-354 | .452 | 65-90 | .722 | 21-71 | 92 | 194 | 78-0 | 55 | 63 | 8 | 389 | 1.3 | 2.8 | 5.6 |

Three-point field goals: 4-32 (.125) 83-84; 0-1 (.000) 84-85; Total 4-33 (.121).

Playoffs

| | | | | | | | | | | | | | | | | | |
|-------|------|----|------|------|------|------|-----|---|----|-----|---|---|---|----|-----|-----|-----|
| 83-84 | 13-0 | 67 | 9-20 | .450 | 7-11 | .636 | 0-3 | 3 | 15 | 9-0 | 0 | 5 | 0 | 25 | 0.2 | 1.2 | 1.9 |
| Total | 13-0 | 67 | 9-20 | .450 | 7-11 | .636 | 0-3 | 3 | 15 | 9-0 | 0 | 5 | 0 | 25 | 0.2 | 1.2 | 1.9 |

Three-point field goals: 0-3 (.000).

DERRICK ROWLAND - 6-5 - 195 - Born 6/21/59 - Potsdam State - Drafted by Denver, Tenth Round, 1981

| Season | G-GS | MIN | FGM-A | PCT | FTM-A | PCT | OFF-DEF | TOT | AST | PF-D | ST | TO | BS | TP | RPG | APG | PPG |
|--------|------|-----|-------|------|-------|------|---------|-----|-----|------|----|----|----|----|-----|-----|-----|
| 85-86 | 2-0 | 9 | 1-3 | .333 | 1-2 | .500 | 0-1 | 1 | 1 | 1-0 | 0 | 0 | 0 | 3 | 0.5 | 0.5 | 1.5 |

Three-point field goals: None attempted.

MICHAEL RUFFIN - 6-8 - 248 - Born 1/21/77 - Tulsa - Drafted by Chicago, Second Round, 1999

| Season | G-GS | MIN | FGM-A | PCT | FTM-A | PCT | OFF-DEF | TOT | AST | PF-D | ST | TO | BS | TP | RPG | APG | PPG |
|--------|------|------|-------|------|-------|------|---------|-----|-----|------|----|----|----|----|-----|-----|-----|
| 07-08 | 46-2 | 5930 | 33-62 | .532 | 25-63 | .397 | 90-96 | 186 | 24 | 93-1 | 31 | 19 | 19 | 91 | 4.0 | 0.5 | 2.0 |

Three-point field goals: None attempted.

BOB RULE - 6-9 - 235 - Born 6/29/44 - Colorado State - Drafted by Seattle, Second Round, 1967

| Season | G-GS | MIN | FGM-A | PCT | FTM-A | PCT | OFF-DEF | TOT | AST | PF-D | ST | TO | BS | TP | RPG | APG | PPG |
|--------|------|-----|-------|------|-------|------|---------|-----|-----|------|----|----|----|----|-----|-----|-----|
| 74-75 | 1-0 | 11 | 0-1 | .000 | 0-0 | .000 | 0-0 | 0 | 2 | 2-0 | 0 | — | 0 | 0 | 0.0 | 2.0 | 0.0 |

Three-point field goals: None attempted.

JOHN SALMONS - 6-6 - 207 - Born 12/12/79 - Miami (FL) - Drafted by San Antonio, First Round, 2002

| Season | G-GS | MIN | FGM-A | PCT | FTM-A | PCT | OFF-DEF | TOT | AST | PF-D | ST | TO | BS | TP | RPG | APG | PPG |
|--------|--------|-------|----------|------|---------|------|---------|-----|-----|-------|-----|-----|----|------|-----|-----|------|
| 09-10 | 30-28 | 1129 | 207-443 | .467 | 137-158 | .867 | 17-79 | 96 | 98 | 65-1 | 34 | 53 | 4 | 596 | 1.8 | 2.2 | 19.9 |
| 10-11 | 73-70 | 2554 | 373-898 | .415 | 195-240 | .813 | 27-239 | 266 | 252 | 157-1 | 72 | 137 | 28 | 1024 | 3.6 | 3.5 | 14.0 |
| Total | 103-98 | 3,683 | 580-1341 | .433 | 332-398 | .834 | 44-318 | 362 | 350 | 223-2 | 106 | 190 | 32 | 1620 | 3.5 | 3.4 | 15.7 |

Three-point field goals: 45-117 (.385) 09-10; 83-219 (.379) 10-11; Total 128-336 (.381).

Playoffs

| | | | | | | | | | | | | | | | | | |
|-------|-----|-----|--------|------|-------|------|------|----|----|------|----|----|---|-----|-----|-----|------|
| 09-10 | 7-7 | 284 | 44-109 | .404 | 27-28 | .964 | 7-19 | 26 | 28 | 19-0 | 10 | 12 | 4 | 119 | 3.7 | 4.0 | 17.0 |
| Total | 7-7 | 284 | 44-109 | .404 | 27-28 | .964 | 7-19 | 26 | 28 | 19-0 | 10 | 12 | 4 | 119 | 3.7 | 4.0 | 17.0 |

Three-point field goals: 4-23 (.174).

JAMAL SAMPSON - 6-11 - 251 - Born 5/15/83 - California - Drafted by Utah, Second Round, 2002

| Season | G-GS | MIN | FGM-A | PCT | FTM-A | PCT | OFF-DEF | TOT | AST | PF-D | ST | TO | BS | TP | RPG | APG | PPG |
|--------|------|-----|-------|------|-------|------|---------|-----|-----|------|----|----|----|----|-----|-----|-----|
| 02-03 | 5-0 | 8 | 0-2 | .000 | 0-0 | .000 | 0-2 | 2 | 1 | 0-0 | 1 | 0 | 0 | 0 | 0.4 | 0.2 | 0.0 |

Three-point field goals: None attempted.

DANIEL SANTIAGO - 7-1 - 260 - 6/24/76 - St. Vincent (PA) - Not Drafted

| Season | G-GS | MIN | FGM-A | PCT | FTM-A | PCT | OFF-DEF | TOT | AST | PF-D | ST | TO | BS | TP | RPG | APG | PPG |
|--------|-------|-----|--------|------|--------|------|---------|-----|-----|-------|----|----|----|-----|-----|-----|-----|
| 03-04 | 54-28 | 708 | 78-163 | .479 | 61-90 | .678 | 35-97 | 132 | 24 | 98-0 | 19 | 32 | 21 | 217 | 2.4 | 0.4 | 4.0 |
| 04-05 | 11-0 | 105 | 7-21 | .333 | 8-11 | .727 | 6-13 | 19 | 1 | 28-1 | 3 | 4 | 4 | 22 | 1.7 | 0.1 | 2.0 |
| Total | 65-28 | 813 | 85-184 | .462 | 69-101 | .683 | 41-110 | 151 | 25 | 126-1 | 22 | 36 | 25 | 239 | 2.3 | 0.4 | 3.7 |

Three-point field goals: None attempted.

Playoffs

| | | | | | | | | | | | | | | | | | |
|-------|-----|---|-----|------|-----|------|-----|---|---|---|---|---|---|---|-----|-----|-----|
| 03-04 | 1-0 | 1 | 0-0 | .000 | 0-0 | .000 | 1-4 | 5 | 0 | 0 | 0 | 0 | 0 | 0 | 5.0 | 0.0 | 0.0 |
| Total | 1-0 | 1 | 0-0 | .000 | 0-0 | .000 | 1-4 | 5 | 0 | 0 | 0 | 0 | 0 | 0 | 5.0 | 0.0 | 0.0 |

Three-point field goals: None attempted.

DAN SCHAYES - 6-11 - 276 - Born 5/10/59 - Syracuse - Drafted by Utah, First Round, 1981

| Season | G-GS | MIN | FGM-A | PCT | FTM-A | PCT | OFF-DEF | TOT | AST | PF-D | ST | TO | BS | TP | RPG | APG | PPG |
|--------|--------|------|----------|------|---------|------|---------|-----|-----|-------|-----|-----|-----|------|-----|-----|------|
| 90-91 | 82-38 | 2228 | 298-597 | .499 | 274-328 | .835 | 174-361 | 535 | 98 | 264-4 | 55 | 106 | 61 | 870 | 6.5 | 1.2 | 10.6 |
| 91-92 | 43-4 | 726 | 83-199 | .417 | 74-96 | .771 | 58-110 | 168 | 34 | 98-0 | 19 | 41 | 19 | 240 | 3.9 | 0.8 | 5.6 |
| 92-93 | 70-7 | 1124 | 105-263 | .399 | 112-137 | .818 | 72-177 | 249 | 78 | 148-1 | 36 | 65 | 36 | 322 | 3.6 | 1.1 | 4.6 |
| 93-94 | 23-6 | 230 | 14-46 | .304 | 21-22 | .955 | 16-29 | 45 | 5 | 27-0 | 5 | 14 | 8 | 49 | 2.0 | 0.2 | 2.1 |
| Total | 218-55 | 4308 | 500-1105 | .452 | 481-583 | .825 | 320-677 | 997 | 215 | 537-5 | 115 | 226 | 124 | 1481 | 4.6 | 1.0 | 6.8 |

Three-point field goals: 0-5 (.000) 90-91; 0-3 (.000) 92-93; Total 0-8 (.000).

Playoffs

| | | | | | | | | | | | | | | | | | |
|-------|-----|----|------|------|-------|------|-----|----|---|-----|---|---|---|----|-----|-----|-----|
| 90-91 | 3-3 | 71 | 9-23 | .391 | 10-11 | .909 | 4-8 | 12 | 3 | 8-0 | 3 | 6 | 1 | 28 | 4.0 | 1.0 | 9.3 |
| Total | 3-3 | 71 | 9-23 | .391 | 10-11 | .909 | 4-8 | 12 | 3 | 8-0 | 3 | 6 | 1 | 28 | 4.0 | 1.0 | 9.3 |

Three-point field goals: 0-1 (.000).

ALL-TIME ROSTER

RAMON SESSIONS - 6-3 - 190 -Born 4/11/86 - Nevada - Drafted by Milwaukee, Second Round 2007

| Season | G-GS | MIN | FGM-A | PCT | FTM-A | PCT | OFF-DEF | TOT | AST | P-F-D | ST | TO | BS | TP | RPG | APG | PPG |
|--------|-------|------|---------|------|---------|------|---------|-----|-----|-------|-----|-----|----|------|-----|-----|------|
| 07-08 | 17-7 | 450 | 51-117 | .436 | 32-41 | .780 | 8-50 | 58 | 127 | | 17 | 36 | 3 | 137 | 3.4 | 7.5 | 8.1 |
| 08-09 | 79-39 | 2173 | 345-775 | .445 | 281-354 | .794 | 64-205 | 269 | 452 | 158-0 | 83 | 152 | 7 | 977 | 3.4 | 5.7 | 12.4 |
| Total | 96-46 | 2623 | 396-892 | .444 | 313-395 | .792 | 72-255 | 327 | 579 | | 100 | 187 | 10 | 1114 | 3.4 | 6.0 | 11.6 |

Three-point field goals: 3-7 (.429) '07-08; 6-34 (.176) '08-09; Total 9-41 (.220).

JERRY SICHTING - 6-1 - 180 - Born 11/29/56 - Purdue - Drafted by Golden State, Fourth Round, 1979

| Season | G-GS | MIN | FGM-A | PCT | FTM-A | PCT | OFF-DEF | TOT | AST | P-F-D | ST | TO | BS | TP | RPG | APG | PPG |
|--------|------|-----|-------|------|-------|------|---------|------|-----|-------|----|----|----|----|-----|-----|-----|
| 89-90 | 1-0 | 27 | 0-6 | .000 | 3-4 | .750 | 0-0 | .000 | 2 | 1-0 | 0 | 0 | 0 | 3 | 0.0 | 2.0 | 3.0 |

Three-point field goals: None attempted.

JACK SIKMA - 7-0 - 250 - Born 11/14/55 - Illinois Wesleyan - Drafted by Seattle, First Round, 1977

| Season | G-GS | MIN | FGM-A | PCT | FTM-A | PCT | OFF-DEF | TOT | AST | P-F-D | ST | TO | BS | TP | RPG | APG | PPG |
|--------|---------|-------|-----------|------|-----------|------|----------|------|------|---------|-----|-----|-----|------|------|-----|------|
| 86-87 | 82-82 | 2536 | 390-842 | .463 | 265-313 | .847 | 208-614 | 822 | 203 | 328-14 | 88 | 160 | 90 | 1045 | 10.0 | 2.5 | 12.7 |
| 87-88 | 82-82 | 2923 | 514-1058 | .486 | 321-348 | .922 | 195-514 | 709 | 279 | 316-11 | 93 | 157 | 80 | 1352 | 8.6 | 3.4 | 16.5 |
| 88-89 | 80-80 | 2587 | 360-835 | .431 | 266-294 | .905 | 141-482 | 623 | 289 | 300-6 | 85 | 145 | 61 | 1068 | 7.8 | 3.6 | 13.4 |
| 89-90 | 71-70 | 2250 | 344-827 | .416 | 230-260 | .885 | 109-383 | 492 | 229 | 244-5 | 76 | 139 | 48 | 986 | 6.9 | 3.2 | 13.9 |
| 90-91 | 77-44 | 1940 | 295-691 | .427 | 116-197 | .843 | 108-333 | 441 | 143 | 218-4 | 65 | 130 | 64 | 802 | 5.7 | 1.9 | 10.4 |
| Total | 392-358 | 12236 | 1903-4253 | .447 | 1248-1412 | .884 | 761-2326 | 3087 | 1143 | 1406-40 | 407 | 731 | 343 | 5253 | 7.9 | 2.9 | 13.4 |

Three-point field goals: 0-2 (.000) '86-87; 3-14 (.214) '87-88; 82-216 (.380) '88-89; 68-199 (.342) '89-90; 46-135 (.341) '90-91; Total 199-566 (.352).

Playoffs

| | | | | | | | | | | | | | | | | | |
|-------|-------|------|---------|------|---------|------|--------|-----|----|-------|----|----|----|-----|------|-----|------|
| 86-87 | 12-12 | 426 | 73-150 | .487 | 48-49 | .980 | 33-97 | 130 | 23 | 56-3 | 15 | 18 | 10 | 194 | 10.8 | 1.9 | 16.2 |
| 87-88 | 5-5 | 190 | 35-76 | .461 | 25-30 | .833 | 24-38 | 62 | 13 | 23-0 | 2 | 15 | 4 | 95 | 12.4 | 2.6 | 19.0 |
| 88-89 | 9-9 | 301 | 37-94 | .394 | 23-28 | .821 | 9-41 | 50 | 30 | 41-2 | 8 | 21 | 4 | 105 | 5.6 | 3.3 | 11.7 |
| 89-90 | 4-4 | 117 | 6-23 | .261 | 6-8 | .750 | 0-14 | 14 | 7 | 19-0 | 2 | 12 | 4 | 20 | 3.5 | 1.8 | 5.0 |
| 90-91 | 3-0 | 51 | 6-15 | .400 | 1-2 | .500 | 3-9 | 12 | 6 | 4-0 | 5 | 3 | 1 | 14 | 4.0 | 2.0 | 4.7 |
| Total | 33-30 | 1085 | 157-358 | .439 | 103-117 | .880 | 69-199 | 268 | 79 | 143-5 | 32 | 69 | 23 | 428 | 8.1 | 2.4 | 12.9 |

Three-point field goals: 0-1 (.000) '86-87; 0-3 (.000) '87-88; 8-26 (.318) '88-89; 2-7 (.286) '89-90; 1-2 (.500) '90-91; Total 11-41 (.268).

BOBBY SIMMONS - 6-6 - 230 - Born 6/2/80 - DePaul - Drafted by Seattle, Second Round, 1986

| Season | G-GS | MIN | FGM-A | PCT | FTM-A | PCT | OFF-DEF | TOT | AST | P-F-D | ST | TO | BS | TP | RPG | APG | PPG |
|--------|------------------------|------|----------|------|---------|------|---------|-----|-----|-------|-----|-----|----|------|-----|-----|------|
| 05-06 | 75-74 | 2538 | 366-808 | .453 | 165-200 | .825 | 91-242 | 333 | 172 | 254-8 | 86 | 123 | 21 | 1002 | 4.4 | 2.3 | 13.4 |
| 06-07 | DID NOT PLAY - INJURED | | | | | | | | | | | | | | | | |
| 07-08 | 70-21 | 1521 | 209-496 | .421 | 53-70 | .757 | 67-159 | 226 | 80 | 140-1 | 50 | 78 | 5 | 531 | 3.2 | 1.1 | 7.6 |
| Total | 145-95 | 4059 | 575-1304 | .441 | 218-270 | .807 | 158-401 | 559 | 252 | 394-9 | 136 | 201 | 26 | 1533 | 3.9 | 1.7 | 10.6 |

Three-point field goals: 105-250 (.420) '05-06; 60-171 (.351); Total 165-421 (.39.2).

Playoffs

| | | | | | | | | | | | | | | | | | |
|-------|-----|-----|-------|------|-----|-----|------|----|----|------|---|---|---|----|-----|-----|-----|
| 05-06 | 5-5 | 159 | 14-42 | .333 | 0-0 | --- | 4-14 | 18 | 10 | 11-0 | 9 | 6 | 1 | 33 | 3.6 | 2.0 | 6.6 |
|-------|-----|-----|-------|------|-----|-----|------|----|----|------|---|---|---|----|-----|-----|-----|

Three-point field goals: 5-12 (.417).

SCOTT SKILES - 6-1 - 200 - Born 3/5/64 - Michigan State - Drafted by Milwaukee, First Round, 1986

| Season | G-GS | MIN | FGM-A | PCT | FTM-A | PCT | OFF-DEF | TOT | AST | P-F-D | ST | TO | BS | TP | RPG | APG | PPG |
|--------|------|-----|-------|------|-------|------|---------|-----|-----|-------|----|----|----|----|-----|-----|-----|
| 86-87 | 13-0 | 205 | 18-62 | .290 | 10-12 | .833 | 6-20 | 26 | 45 | 18-0 | 5 | 21 | 1 | 49 | 2.0 | 3.5 | 3.8 |

Three-point field goals: 3-14 (.214).

BRIAN SKINNER - 6-9 - 265 - Born 5/19/76 - Baylor - Drafted by LA Clippers, First Round, 1998

| Season | G-GS | MIN | FGM-A | PCT | FTM-A | PCT | OFF-DEF | TOT | AST | P-F-D | ST | TO | BS | TP | RPG | APG | PPG |
|--------|--------|------|---------|------|---------|------|---------|-----|-----|-------|----|-----|-----|-----|-----|-----|------|
| 03-04 | 56-54 | 1577 | 255-513 | .497 | 79-138 | .572 | 119-292 | 411 | 49 | 165-3 | 30 | 78 | 61 | 589 | 7.3 | 0.9 | 10.5 |
| 06-07 | 67-44 | 1523 | 124-253 | .497 | 46-79 | .582 | 106-279 | 385 | 58 | 195-2 | 18 | 75 | 64 | 294 | 5.7 | 0.9 | 4.4 |
| 10-11 | 2-0 | 6 | 0-0 | --- | 0-0 | --- | 0-0 | 0 | 0 | 0-0 | 0 | 0 | 0 | 0 | 0.0 | 0.0 | 0.0 |
| Total | 125-98 | 3106 | 379-766 | .495 | 125-217 | .576 | 225-571 | 796 | 107 | 360-5 | 48 | 153 | 125 | 883 | 6.5 | 0.9 | 7.2 |

Three-point field goals: None attempted

Playoffs

| | | | | | | | | | | | | | | | | | |
|-------|-----|----|-------|------|------|------|------|----|---|-----|---|---|---|----|-----|-----|-----|
| 03-04 | 5-3 | 94 | 11-21 | .524 | 5-10 | .417 | 8-14 | 22 | 0 | 8-0 | 1 | 7 | 3 | 27 | 4.4 | 0.0 | 5.4 |
|-------|-----|----|-------|------|------|------|------|----|---|-----|---|---|---|----|-----|-----|-----|

Three-point field goals: None attempted.

DON SMITH (ZAID ABDUL-AZIZ) - 6-9 - 235 - Born 4/7/46 - Iowa State - Drafted by Cincinnati, First Round, 1968

| Season | G-GS | MIN | FGM-A | PCT | FTM-A | PCT | OFF-DEF | TOT | AST | P-F-D | ST | TO | BS | TP | RPG | APG | PPG |
|--------|------|------|---------|------|---------|------|---------|-----|-----|-------|-----|-----|-----|-----|------|-----|------|
| 68-69 | 29 | 837 | 126-347 | .363 | 68-106 | .642 | --- | 378 | 33 | 98-3 | --- | --- | --- | 320 | 13.0 | 1.1 | 11.0 |
| 69-70 | 80 | 1637 | 237-546 | .434 | 119-185 | .643 | --- | 603 | 62 | 167-2 | --- | --- | --- | 593 | 7.5 | 0.8 | 7.4 |
| Total | 109 | 2474 | 363-893 | .406 | 187-291 | .643 | --- | 981 | 95 | 265-5 | --- | --- | --- | 913 | 9.0 | 0.9 | 8.4 |

Playoffs

| | | | | | | | | | | | | | | | | | |
|-------|---|----|-------|------|------|------|-----|----|---|-----|-----|-----|-----|----|-----|-----|-----|
| 69-70 | 7 | 82 | 11-19 | .579 | 8-10 | .800 | --- | 26 | 4 | 5-0 | --- | --- | --- | 30 | 3.7 | 0.6 | 4.3 |
|-------|---|----|-------|------|------|------|-----|----|---|-----|-----|-----|-----|----|-----|-----|-----|

ELMORE SMITH - 7-0 - 250 - Born 5/9/49 - Kentucky State - Drafted by Buffalo, First Round, 1971

| Season | G-GS | MIN | FGM-A | PCT | FTM-A | PCT | OFF-DEF | TOT | AST | P-F-D | ST | TO | BS | TP | RPG | APG | PPG | |
|--------|---------|------|----------|------|---------|------|---------|------|-----|-------|-----|-----|-----|-----|------|------|-----|------|
| 75-76 | 78-78 | 2809 | 498-962 | .518 | 222-351 | .632 | 201-692 | 893 | 97 | 268-7 | 78 | --- | --- | 238 | 1218 | 11.4 | 1.2 | 15.6 |
| 76-77 | 34-25 | 789 | 113-253 | .447 | 61-105 | .581 | 52-156 | 208 | 30 | 109-2 | --- | --- | --- | 69 | 287 | 6.1 | 0.9 | 8.4 |
| Total | 112-103 | 3598 | 611-1215 | .503 | 283-456 | .621 | 253-848 | 1101 | 127 | 377-9 | 97 | --- | --- | 307 | 1505 | 9.8 | 1.1 | 13.4 |

Playoffs

| | | | | | | | | | | | | | | | | | | |
|-------|---|-----|-------|------|-------|------|------|----|---|------|---|-----|-----|----|----|-----|-----|------|
| 75-76 | 3 | 104 | 15-27 | .556 | 14-21 | .667 | 5-17 | 22 | 1 | 14-0 | 2 | --- | --- | 11 | 44 | 7.3 | 0.3 | 14.7 |
|-------|---|-----|-------|------|-------|------|------|----|---|------|---|-----|-----|----|----|-----|-----|------|

GREG SMITH - 6-5 - 200 - Born 1/28/47 - Western Kentucky - Drafted by Milwaukee, Fourth Round, 1968

| Season | G-GS | MIN | FGM-A | PCT | FTM-A | PCT | OFF-DEF | TOT | AST | P-F-D | ST | TO | BS | TP | RPG | APG | PPG |
|--------|-------|------|-----------|------|---------|------|---------|------|-----|--------|-----|-----|-----|------|------|-----|------|
| 68-69 | 79 | 2207 | 276-613 | .450 | 91-155 | .587 | --- | 804 | 137 | 264-12 | --- | --- | --- | 643 | 10.2 | 1.7 | 8.1 |
| 69-70 | 82 | 2368 | 339-664 | .511 | 125-174 | .718 | --- | 712 | 156 | 304-8 | --- | --- | --- | 803 | 8.7 | 1.9 | 9.8 |
| 70-71 | 82-79 | 2428 | 409-799 | .512 | 141-213 | .662 | --- | 589 | 227 | 284-5 | --- | --- | --- | 959 | 7.2 | 2.8 | 11.7 |
| 71-72 | 28-25 | 737 | 97-198 | .490 | 41-58 | .707 | --- | 161 | 63 | 92-1 | --- | --- | --- | 235 | 5.8 | 2.3 | 8.4 |
| Total | 271 | 7740 | 1121-2274 | .493 | 398-600 | .663 | --- | 2266 | 583 | 944-26 | --- | --- | --- | 2640 | 8.4 | 2.2 | 9.7 |

Playoffs

| | | | | | | | | | | | | | | | | | |
|-------|----|-----|---------|------|-------|------|-----|-----|----|------|-----|-----|-----|-----|-----|-----|------|
| 69-70 | 10 | 329 | 47-94 | .500 | 13-22 | .591 | --- | 85 | 22 | 34-1 | --- | --- | --- | 107 | 8.5 | 2.2 | 10.1 |
| 70-71 | 14 | 454 | 70-128 | .547 | 22-40 | .550 | --- | 120 | 36 | 45-0 | --- | --- | --- | 162 | 8.6 | 2.6 | 11.6 |
| Total | 24 | 783 | 117-222 | .527 | 35-62 | .565 | --- | 205 | 58 | 79-1 | --- | --- | --- | 269 | 8.5 | 2.4 | 11.2 |

ALL-TIME ROSTER

GENERAL
INFO

FRONT
OFFICE

PLAYERS

2011-12
SEASON

STATS &
RECORDS

HISTORY

NBA

OPPONENTS

MEDIA

JOE SMITH - 6-10 - 225 - Born 7/26/75 - Maryland - Drafted by Golden State, First Round, 1995

| Season | G-GS | MIN | FGM-A | PCT | FTM-A | PCT | OFF-DEF | TOT | AST | PF-D | ST | TO | BS | TP | RPG | APG | PPG |
|--------|---------|------|----------|------|---------|------|---------|------|-----|-------|-----|-----|-----|------|-----|-----|------|
| 03-04 | 76-76 | 2254 | 311-708 | .439 | 207-241 | .859 | 230-413 | 643 | 78 | 209-1 | 47 | 82 | 94 | 830 | 8.5 | 1.0 | 10.9 |
| 04-05 | 74-73 | 2265 | 319-621 | .514 | 175-228 | .768 | 179-362 | 541 | 67 | 222-5 | 43 | 79 | 38 | 813 | 7.3 | 0.9 | 11.0 |
| 05-06 | 44-5 | 887 | 145-305 | .475 | 89-115 | .774 | 83-147 | 230 | 31 | 120-1 | 24 | 40 | 13 | 379 | 5.2 | 0.7 | 8.6 |
| Total | 194-154 | 5406 | 775-1634 | .474 | 471-584 | .807 | 492-922 | 1414 | 176 | 551-7 | 114 | 201 | 145 | 2022 | 7.3 | 0.9 | 10.4 |

Three-point field goals: 1-5 (.200) '03-04; 0-1 (.000) '04-05; 0-2 (.000) '05-06; Total: 1-8 (.125)

Playoffs

| | | | | | | | | | | | | | | | | | |
|-------|------|-----|-------|------|-------|------|-------|----|---|------|---|---|----|-----|------|-----|------|
| 03-04 | 5-5 | 175 | 27-55 | .491 | 12-13 | .923 | 23-27 | 50 | 2 | 15-0 | 4 | 6 | 10 | 66 | 10.0 | 0.4 | 13.2 |
| 05-06 | 5-0 | 105 | 16-33 | .485 | 6-9 | .667 | 6-21 | 27 | 3 | 16-0 | 2 | 1 | 2 | 38 | 5.4 | 0.6 | 7.6 |
| Total | 10-5 | 280 | 43-88 | .489 | 18-22 | .818 | 29-48 | 77 | 5 | 31-0 | 6 | 7 | 12 | 104 | 7.7 | 0.5 | 10.4 |

Three-point field goals: 0-1 (.000) '03-04; 0-0 (.000) '05-06; Total: 0-1 (.000)

KEITH SMITH - 6-3 - 193 - Born 3/9/64 - Loyola Marymount - Drafted by Milwaukee, Second Round, 1986

| Season | G-GS | MIN | FGM-A | PCT | FTM-A | PCT | OFF-DEF | TOT | AST | PF-D | ST | TO | BS | TP | RPG | APG | PPG |
|--------|------|-----|--------|------|-------|------|---------|-----|-----|------|----|----|----|-----|-----|-----|-----|
| 86-87 | 42-0 | 461 | 57-150 | .380 | 21-28 | .750 | 13-19 | 32 | 43 | 74-0 | 25 | 30 | 3 | 138 | 0.8 | 1.0 | 3.3 |

Three-point field goals: 3-9 (.333)

ROBERT SMITH - 5-11 - 165 - Born 3/10/55 - UNLV - Drafted by Denver, Third Round, 1977

| Season | G-GS | MIN | FGM-A | PCT | FTM-A | PCT | OFF-DEF | TOT | AST | PF-D | ST | TO | BS | TP | RPG | APG | PPG |
|--------|------|-----|--------|------|-------|------|---------|-----|-----|------|----|----|----|----|-----|-----|-----|
| 81-82 | 18-1 | 316 | 52-110 | .473 | 1-2 | .500 | 2-5 | 7 | 7 | 6-0 | 1 | 9 | 0 | 30 | 0.4 | 0.4 | 4.3 |

Three-point field goals: 2-10 (.200)

Playoffs

| | | | | | | | | | | | | | | | | | |
|-------|-----|----|-------|------|-----|------|-----|---|----|-----|---|---|---|----|-----|-----|-----|
| 81-82 | 6-0 | 68 | 10-26 | .385 | 7-8 | .875 | 1-6 | 7 | 12 | 8-0 | 1 | 1 | 0 | 29 | 1.2 | 2.0 | 4.8 |
|-------|-----|----|-------|------|-----|------|-----|---|----|-----|---|---|---|----|-----|-----|-----|

Three-point field goals: 2-7 (.286)

SAM SMITH - 6-4 - 190 - Born 1/8/55 - UNLV - Drafted by Atlanta, Third Round, 1977

| Season | G-GS | MIN | FGM-A | PCT | FTM-A | PCT | OFF-DEF | TOT | AST | PF-D | ST | TO | BS | TP | RPG | APG | PPG |
|--------|------|-----|-------|------|-------|------|---------|-----|-----|------|----|----|----|----|-----|-----|-----|
| 78-79 | 16-0 | 125 | 19-47 | .404 | 18-24 | .750 | 0-9 | 9 | 16 | 12-0 | 8 | 8 | 7 | 56 | 0.6 | 1.0 | 3.5 |

TONY SMITH - 6-4 - 205 - Born 6/14/68 - Marquette - Drafted by LA Lakers, Second Round, 1990

| Season | G-GS | MIN | FGM-A | PCT | FTM-A | PCT | OFF-DEF | TOT | AST | PF-D | ST | TO | BS | TP | RPG | APG | PPG |
|--------|------|-----|-------|------|-------|------|---------|-----|-----|------|----|----|----|----|-----|-----|-----|
| 97-98 | 7-0 | 80 | 8-24 | .333 | 3-4 | .750 | 4-3 | 7 | 10 | 7-0 | 5 | 9 | 2 | 19 | 1.0 | 1.4 | 2.7 |

Three-point field goals: 0-4 (.000)

JERRY STACKHOUSE - 6-6 - 218 - Born 11/5/74 - North Carolina - Drafted by Philadelphia, First Round, 1975

| Season | G-GS | MIN | FGM-A | PCT | FTM-A | PCT | OFF-DEF | TOT | AST | PF-D | ST | TO | BS | TP | RPG | APG | PPG |
|--------|------|-----|---------|------|-------|------|---------|-----|-----|------|----|----|----|-----|-----|-----|-----|
| 09-10 | 42-0 | 855 | 129-316 | .408 | 55-69 | .797 | 19-81 | 100 | 70 | 56-0 | 21 | 66 | 9 | 358 | 2.4 | 1.7 | 8.5 |

Three-point field goals: 45-130 (.346)

Playoffs

| | | | | | | | | | | | | | | | | | |
|-------|-----|-----|-------|------|-------|------|------|----|---|-----|---|---|---|----|-----|-----|-----|
| 09-10 | 7-0 | 144 | 14-43 | .326 | 18-20 | .900 | 1-11 | 12 | 8 | 4-0 | 5 | 5 | 1 | 51 | 1.7 | 1.1 | 7.3 |
|-------|-----|-----|-------|------|-------|------|------|----|---|-----|---|---|---|----|-----|-----|-----|

Three-point field goals: 5-15 (.333)

KEVIN STACOM - 6-3 - 185 - Born 9/4/51 - Providence - Drafted by Boston, Second Round, 1974

| Season | G-GS | MIN | FGM-A | PCT | FTM-A | PCT | OFF-DEF | TOT | AST | PF-D | ST | TO | BS | TP | RPG | APG | PPG |
|--------|------|-----|-------|------|-------|------|---------|-----|-----|------|----|----|----|----|-----|-----|-----|
| 81-82 | 7-0 | 90 | 14-34 | .412 | 1-2 | .500 | 2-5 | 7 | 7 | 6-0 | 1 | 9 | 0 | 30 | 1.0 | 1.0 | 4.3 |

Three-point field goals: 1-2 (.500)

EVERETTE STEPHENS - 6-2 - 175 - Born 10/21/66 - Purdue - Drafted by Philadelphia, Second Round, 1988

| Season | G-GS | MIN | FGM-A | PCT | FTM-A | PCT | OFF-DEF | TOT | AST | PF-D | ST | TO | BS | TP | RPG | APG | PPG |
|--------|------|-----|-------|------|-------|-------|---------|-----|-----|------|----|----|----|----|-----|-----|-----|
| 90-91 | 3-0 | 6 | 2-3 | .667 | 2-2 | 1.000 | 0-0 | 0 | 2 | 0-0 | 0 | 0 | 0 | 6 | 0.0 | 0.7 | 2.0 |

Three-point field goals: None attempted.

ALEX STIVIRINS - 6-8 - 215 - Born 11/29/62 - Colorado - Drafted by Seattle, Fourth Round, 1985

| Season | G-GS | MIN | FGM-A | PCT | FTM-A | PCT | OFF-DEF | TOT | AST | PF-D | ST | TO | BS | TP | RPG | APG | PPG |
|--------|------|-----|-------|------|-------|------|---------|-----|-----|------|----|----|----|----|-----|-----|-----|
| 92-93 | 3-0 | 25 | 4-11 | .364 | 3-4 | .750 | 3-3 | 6 | 2 | 4-0 | 1 | 2 | 0 | 11 | 2.0 | 0.7 | 3.7 |

Three-point field goals: None attempted.

AWVEE STOREY - 6-6 - 222 - Born 4/18/77 - Arizona State - Not Drafted

| Season | G-GS | MIN | FGM-A | PCT | FTM-A | PCT | OFF-DEF | TOT | AST | PF-D | ST | TO | BS | TP | RPG | APG | PPG |
|--------|------|-----|-------|------|-------|------|---------|-----|-----|------|----|----|----|----|-----|-----|-----|
| 07-08 | 26-0 | 259 | 39-89 | .438 | 14-29 | .483 | 31-23 | 54 | 16 | 41-0 | 7 | 10 | 1 | 92 | 2.1 | 0.6 | 3.5 |

Three-point field goals: 0-7 (.000)

ERICK STRICKLAND - 6-3 - 210 - Born 11/25/73 - Nebraska - Not Drafted

| Season | G-GS | MIN | FGM-A | PCT | FTM-A | PCT | OFF-DEF | TOT | AST | PF-D | ST | TO | BS | TP | RPG | APG | PPG |
|--------|-------|------|---------|------|--------|------|---------|-----|-----|-------|----|-----|----|-----|-----|-----|-----|
| 03-04 | 43-0 | 571 | 79-196 | .403 | 44-51 | .863 | 13-58 | 71 | 90 | 63-0 | 26 | 54 | 2 | 231 | 1.7 | 2.1 | 5.4 |
| 04-05 | 62-5 | 1014 | 114-304 | .375 | 52-64 | .813 | 11-92 | 103 | 115 | 103-1 | 30 | 64 | 1 | 301 | 1.7 | 1.9 | 4.9 |
| Total | 105-5 | 1585 | 193-500 | .386 | 96-115 | .835 | 24-150 | 174 | 205 | 166-1 | 56 | 118 | 3 | 532 | 1.7 | 1.9 | 5.1 |

Three-point field goals: 29-66 (.439) '03-04; 21-83 (.253) '04-05; Total: 50-149 (.336)

Playoffs

| | | | | | | | | | | | | | | | | | |
|-------|-----|----|------|------|-----|-------|-----|---|---|--|---|----|---|----|-----|-----|-----|
| 03-04 | 3-0 | 41 | 5-12 | .417 | 404 | 1.000 | 0-5 | 5 | 9 | | 8 | 13 | 1 | 70 | 1.7 | 3.0 | 3.5 |
|-------|-----|----|------|------|-----|-------|-----|---|---|--|---|----|---|----|-----|-----|-----|

Three-point field goals: 0-5 (.000)

JOHN STROEDER - 6-10 - 250 - Born 7/24/58 - Montana - Drafted by Portland, Eighth Round, 1980

| Season | G-GS | MIN | FGM-A | PCT | FTM-A | PCT | OFF-DEF | TOT | AST | PF-D | ST | TO | BS | TP | RPG | APG | PPG |
|--------|------|-----|-------|------|-------|------|---------|-----|-----|------|----|----|----|----|-----|-----|-----|
| 87-88 | 41-0 | 271 | 29-79 | .367 | 20-30 | .667 | 24-47 | 71 | 20 | 48-0 | 3 | 24 | 12 | 78 | 1.7 | 0.5 | 1.9 |

Three-point field goals: 0-2 (.000)

Playoffs

| | | | | | | | | | | | | | | | | | |
|-------|-----|---|-----|-------|-----|------|-----|---|---|-----|---|---|---|---|-----|-----|-----|
| 87-88 | 1-0 | 1 | 1-1 | 1.000 | 0-0 | .000 | 0-0 | 0 | 0 | 0-0 | 0 | 0 | 0 | 3 | 0.0 | 0.0 | 3.0 |
|-------|-----|---|-----|-------|-----|------|-----|---|---|-----|---|---|---|---|-----|-----|-----|

Three-point field goals: 1-1 (1.000)

DEREK STRONG - 6-8 - 220 - Born 2/9/68 - Xavier (OH) - Drafted by Philadelphia, Second Round, 1990

| Season | G-GS | MIN | FGM-A | PCT | FTM-A | PCT | OFF-DEF | TOT | AST | PF-D | ST | TO | BS | TP | RPG | APG | PPG |
|--------|-------|------|---------|------|---------|------|---------|-----|-----|------|----|----|----|-----|-----|-----|-----|
| 92-93 | 23-0 | 339 | 42-92 | .457 | 68-85 | .800 | 40-75 | 115 | 14 | 20-0 | 11 | 13 | 1 | 156 | 5.0 | 0.6 | 6.8 |
| 93-94 | 67-11 | 1131 | 141-341 | .413 | 159-206 | .772 | 109-172 | 281 | 48 | 69-1 | 38 | 61 | 14 | 444 | 4.2 | 0.7 | 6.6 |
| Total | 90-10 | 1470 | 183-433 | .423 | 227-291 | .780 | 149-247 | 396 | 62 | 89-1 | 49 | 74 | 15 | 600 | 4.4 | 0.7 | 6.7 |

Three-point field goals: 4-8 (.500) '92-93; 3-13 (.231) '93-94; Total 7-21 (.333)

ALL-TIME ROSTER

GARRETT TEMPLE - 6-6 - 190 - Born 5/8/86 - Louisiana State - Not Drafted

| Season | G-GS | MIN | FGM-A | PCT | FTM-A | PCT | OFF-DEF | TOT | AST | PF-D | ST | TO | BS | TP | RPG | APG | PPG |
|--------|------|-----|-------|------|-------|------|---------|-----|-----|------|----|----|----|----|-----|-----|-----|
| 10-11 | 9-0 | 83 | 7-21 | .333 | 0-4 | .000 | 0-6 | 6 | 6 | 8-0 | 1 | 2 | 1 | 17 | 0.7 | 0.7 | 1.9 |

Three-point field goals: 3-10 (.300).

CHUCK TERRY - 6-6 - 215 - Born 9/27/50 - Long Beach State - Drafted by Milwaukee, Second Round, 1972

| Season | G-GS | MIN | FGM-A | PCT | FTM-A | PCT | OFF-DEF | TOT | AST | PF-D | ST | TO | BS | TP | RPG | APG | PPG |
|--------|------|-----|--------|------|-------|------|---------|-----|-----|-------|------|------|------|-----|-----|-----|-----|
| 72-73 | 67-0 | 693 | 55-162 | .340 | 17-24 | .708 | ---- | 145 | 40 | 116-1 | ---- | ---- | ---- | 127 | 2.2 | 0.6 | 1.9 |
| 73-74 | 7-0 | 32 | 4-12 | .333 | 0-0 | .000 | 1-2 | 3 | 4 | 4-0 | 2 | ---- | 0 | 8 | 0.4 | 0.6 | 1.1 |
| Totals | 74-0 | 725 | 59-174 | .339 | 17-24 | .708 | 1-2 | 148 | 44 | 120-1 | 2 | ---- | 0 | 135 | 2.0 | 0.6 | 1.8 |

Playoffs

| | | | | | | | | | | | | | | | | | |
|-------|---|----|-----|------|-----|------|------|---|---|-----|------|------|------|---|-----|-----|-----|
| 72-73 | 5 | 18 | 4-5 | .800 | 0-0 | .000 | ---- | 3 | 1 | 2-0 | ---- | ---- | ---- | 8 | 0.6 | 0.2 | 1.6 |
|-------|---|----|-----|------|-----|------|------|---|---|-----|------|------|------|---|-----|-----|-----|

DAVID THIRDKILL - 6-7 - 215 - Born 4/12/60 - Bradley - Drafted by Phoenix, First Round, 1982

| Season | G-GS | MIN | FGM-A | PCT | FTM-A | PCT | OFF-DEF | TOT | AST | PF-D | ST | TO | BS | TP | RPG | APG | PPG |
|--------|------|-----|-------|------|-------|------|---------|-----|-----|------|----|----|----|----|-----|-----|-----|
| 84-85 | 6-0 | 16 | 3-4 | .750 | 1-2 | .500 | 1-1 | 2 | 0 | 1-0 | 0 | 0 | 0 | 7 | 0.3 | 0.0 | 1.2 |

Three-point field goals: None attempted.

KURT THOMAS - 6-9 - 230 - Born 10/4/72 - Texas Christian- Drafted by Miami, First Round, 1995

| Season | G-GS | MIN | FGM-A | PCT | FTM-A | PCT | OFF-DEF | TOT | AST | PF-D | ST | TO | BS | TP | RPG | APG | PPG |
|--------|------|------|--------|------|-------|------|---------|-----|-----|-------|----|----|----|-----|-----|-----|-----|
| 09-10 | 70-9 | 1049 | 99-208 | .476 | 12-15 | .800 | 84-207 | 291 | 47 | 159-1 | 26 | 48 | 46 | 210 | 4.2 | 0.7 | 3.0 |

Three-point field goals: None attempted.

Playoffs

| | | | | | | | | | | | | | | | | | |
|-------|-----|-----|-------|------|-----|------|-------|----|----|------|---|---|---|----|-----|-----|-----|
| 09-10 | 7-7 | 199 | 17-35 | .486 | 4-5 | .800 | 12-43 | 55 | 11 | 26-0 | 3 | 8 | 4 | 38 | 7.9 | 1.6 | 5.4 |
|-------|-----|-----|-------|------|-----|------|-------|----|----|------|---|---|---|----|-----|-----|-----|

Three-point field goals: None attempted.

TIM THOMAS - 6-10 - 240 - Born 2/26/77 - Villanova - Drafted by New Jersey, First Round, 1997

| Season | G-GS | MIN | FGM-A | PCT | FTM-A | PCT | OFF-DEF | TOT | AST | PF-D | ST | TO | BS | TP | RPG | APG | PPG |
|--------|---------|-------|-----------|------|----------|------|----------|------|-----|---------|-----|-----|-----|------|-----|-----|------|
| 98-99 | 33-26 | 624 | 105-212 | .495 | 54-88 | .614 | 42-51 | 93 | 31 | 86-2 | 23 | 31 | 9 | 280 | 2.8 | 0.9 | 8.5 |
| 99-00 | 80-1 | 2093 | 347-753 | .461 | 188-243 | .774 | 100-232 | 332 | 113 | 227-3 | 59 | 129 | 31 | 945 | 4.2 | 1.4 | 11.8 |
| 00-01 | 76-16 | 2086 | 326-758 | .430 | 195-253 | .771 | 79-234 | 313 | 138 | 194-5 | 78 | 114 | 45 | 954 | 4.1 | 1.8 | 12.6 |
| 01-02 | 74-22 | 1987 | 316-753 | .420 | 142-179 | .793 | 64-236 | 300 | 105 | 200-3 | 65 | 127 | 32 | 869 | 4.1 | 1.4 | 11.7 |
| 02-03 | 80-70 | 2358 | 412-930 | .443 | 145-186 | .780 | 97-292 | 389 | 102 | 257-5 | 70 | 133 | 49 | 1066 | 4.9 | 1.3 | 13.3 |
| 03-04 | 42-42 | 1343 | 226-510 | .443 | 93-122 | .762 | 38-167 | 205 | 90 | 127-3 | 40 | 73 | 15 | 592 | 4.9 | 2.1 | 14.1 |
| Totals | 385-177 | 10491 | 1732-3916 | .442 | 817-1073 | .761 | 420-1212 | 1632 | 489 | 1091-21 | 335 | 607 | 181 | 4706 | 4.2 | 1.3 | 12.2 |

Three-point field goals: 16-49 (.327) '98-99; 63-182 (.346) '99-00; 107-260 (.412) '00-01; 95-291 (.326) '01-02; 97-265 (.366) '02-03; 47-130 (.362) '03-04

Playoffs

| | | | | | | | | | | | | | | | | | |
|--------|------|-----|---------|------|--------|------|--------|-----|----|-------|----|----|----|-----|-----|-----|------|
| 98-99 | 3-3 | 60 | 8-18 | .444 | 7-12 | .583 | 4-8 | 12 | 1 | 11-0 | 1 | 5 | 1 | 23 | 4.0 | 0.3 | 7.7 |
| 99-00 | 5-0 | 142 | 29-59 | .492 | 14-17 | .824 | 6-18 | 24 | 10 | 14-0 | 1 | 1 | 4 | 77 | 4.8 | 2.0 | 15.4 |
| 00-01 | 18-0 | 479 | 64-143 | .448 | 53-65 | .815 | 22-59 | 81 | 29 | 52-1 | 9 | 21 | 10 | 203 | 4.5 | 1.6 | 11.3 |
| 02-03 | 6-5 | 191 | 36-78 | .462 | 23-32 | .719 | 8-21 | 29 | 8 | 27-2 | 3 | 8 | 6 | 107 | 4.8 | 1.3 | 17.8 |
| Totals | 32-8 | 872 | 137-298 | .460 | 97-126 | .770 | 40-106 | 146 | 48 | 104-3 | 14 | 35 | 21 | 410 | 4.6 | 1.5 | 12.8 |

Three-point field goals: 0-2 (.000) '98-99; 5-15 (.333) '99-00; 22-51 (.431) '00-01; 12-21 (.571) '02-03; Total: 39-89 (.438).

GEORGE THOMPSON - 6-2 - 215 - Born 11/29/47 - Marquette - Drafted by Boston, Fifth Round, 1969

| Season | G-GS | MIN | FGM-A | PCT | FTM-A | PCT | OFF-DEF | TOT | AST | PF-D | ST | TO | BS | TP | RPG | APG | PPG |
|--------|-------|------|---------|------|---------|------|---------|-----|-----|-------|----|------|----|-----|-----|-----|------|
| 74-75 | 73-54 | 1983 | 306-691 | .443 | 168-214 | .785 | 50-131 | 181 | 225 | 203-5 | 66 | ---- | 6 | 780 | 2.5 | 3.1 | 10.7 |

PAUL THOMPSON - 6-6 - 210 - Born 5/25/61 - Tulane - Drafted by Cleveland, Third Round, 1983

| Season | G-GS | MIN | FGM-A | PCT | FTM-A | PCT | OFF-DEF | TOT | AST | PF-D | ST | TO | BS | TP | RPG | APG | PPG |
|--------|------|-----|--------|------|-------|------|---------|-----|-----|------|----|----|----|-----|-----|-----|-----|
| 84-85 | 16-0 | 227 | 41-105 | .390 | 24-34 | .706 | 21-21 | 42 | 20 | 42-0 | 15 | 15 | 5 | 106 | 2.6 | 1.7 | 6.6 |

Three-point field goals: 0-7 (.000).

Playoffs

| | | | | | | | | | | | | | | | | | |
|-------|-----|----|------|------|-----|------|-----|---|---|-----|---|---|---|----|-----|-----|-----|
| 84-85 | 3-0 | 34 | 5-12 | .417 | 3-5 | .600 | 1-4 | 5 | 2 | 3-0 | 4 | 4 | 1 | 13 | 1.7 | 0.7 | 4.3 |
|-------|-----|----|------|------|-----|------|-----|---|---|-----|---|---|---|----|-----|-----|-----|

Three-point field goals: 0-2 (.000).

KEITH TOWER - 6-11 - 250 - Born 5/15/70 - Notre Dame - Not Drafted

| Season | G-GS | MIN | FGM-A | PCT | FTM-A | PCT | OFF-DEF | TOT | AST | PF-D | ST | TO | BS | TP | RPG | APG | PPG |
|--------|------|-----|-------|------|-------|------|---------|-----|-----|------|----|----|----|----|-----|-----|-----|
| 96-97 | 5-1 | 72 | 3-8 | .375 | 1-8 | .125 | 2-7 | 9 | 1 | 12-0 | 2 | 2 | 1 | 7 | 1.8 | 0.2 | 1.4 |

Three-point field goals: None attempted.

LINTON TOWNES - 6-6 - 195 - Born 11/30/59 - James Madison - Drafted by Portland, Second Round, 1982

| Season | G-GS | MIN | FGM-A | PCT | FTM-A | PCT | OFF-DEF | TOT | AST | PF-D | ST | TO | BS | TP | RPG | APG | PPG |
|--------|------|-----|-------|-------|-------|------|---------|-----|-----|------|----|----|----|----|-----|-----|-----|
| 83-84 | 2-0 | 2 | 1-1 | 1.000 | 0-0 | .000 | 0-0 | 0 | 0 | 1-0 | 0 | 0 | 0 | 2 | 0.0 | 0.0 | 1.0 |

Three-point field goals: None attempted.

ROBERT TRAYLOR - 6-8 - 284 - Born 2/1/77 - Michigan - Drafted by Dallas, First Round, 1998

| Season | G-GS | MIN | FGM-A | PCT | FTM-A | PCT | OFF-DEF | TOT | AST | PF-D | ST | TO | BS | TP | RPG | APG | PPG |
|--------|-------|------|---------|------|--------|------|---------|-----|-----|-------|----|----|----|-----|-----|-----|-----|
| 98-99 | 49-43 | 786 | 108-201 | .537 | 43-80 | .538 | 80-102 | 182 | 38 | 140-4 | 44 | 42 | 44 | 259 | 3.7 | 0.8 | 5.3 |
| 99-00 | 44-16 | 447 | 58-122 | .475 | 41-68 | .603 | 50-65 | 115 | 20 | 79-0 | 25 | 27 | 25 | 157 | 2.3 | 0.5 | 3.6 |
| Total | 93-59 | 1233 | 166-323 | .514 | 84-148 | .568 | 130-167 | 297 | 58 | 219-4 | 69 | 69 | 69 | 416 | 3.2 | 0.6 | 4.5 |

Three-point field goals: 0-1 (.000) '98-99; 0-4 (.000) '99-00; Total 0-5 (.000).

Playoffs

| | | | | | | | | | | | | | | | | | |
|-------|-----|------|------|------|-----|------|-----|----|---|------|---|---|---|----|-----|-----|-----|
| 98-99 | 3-1 | 45 | 7-9 | .778 | 2-4 | .500 | 6-6 | 12 | 2 | 15-1 | 2 | 4 | 4 | 16 | 4.0 | 0.7 | 5.3 |
| 99-00 | 1-0 | 4 | 0-1 | .000 | 0-0 | ---- | 1-1 | 2 | 1 | 2-0 | 0 | 0 | 1 | 0 | 2.0 | 1.0 | 0.0 |
| Total | 4-1 | 12.3 | 7-10 | .700 | 2-4 | .500 | 7-7 | 14 | 3 | 17-1 | 2 | 4 | 5 | 16 | 3.5 | 0.8 | 4.0 |

Three-point field goals: 0-0 (.000) '98-99; 0-0 (.000); Total 0-0 (.000).

MIRSAD TURKCAN - 6-9 - 240 - Born 6/7/76 - Turkey - Drafted by Houston, First Round, 1998

| Season | G-GS | MIN | FGM-A | PCT | FTM-A | PCT | OFF-DEF | TOT | AST | PF-D | ST | TO | BS | TP | RPG | APG | PPG |
|--------|------|-----|-------|------|-------|------|---------|-----|-----|------|----|----|----|----|-----|-----|-----|
| 99-00 | 10-0 | 65 | 12-28 | .429 | 5-8 | .625 | 11-12 | 23 | 4 | 10-0 | 1 | 7 | 1 | 29 | 2.3 | 0.4 | 2.9 |

Three-point field goals: 0-4 (.000).

Playoffs

| | | | | | | | | | | | | | | | | | |
|-------|-----|----|-----|------|-----|------|-----|---|---|-----|---|---|---|---|-----|-----|-----|
| 99-00 | 2-0 | 10 | 1-5 | .200 | 2-2 | 1.00 | 0-2 | 2 | 0 | 1-0 | 0 | 3 | 0 | 4 | 1.0 | 0.0 | 2.0 |
|-------|-----|----|-----|------|-----|------|-----|---|---|-----|---|---|---|---|-----|-----|-----|

Three-point field goals: 0-1 (.000).

ALL-TIME ROSTER

GENERAL
INFO

FRONT
OFFICE

PLAYERS

2011-12
SEASON

STATS &
RECORDS

HISTORY

NBA

OPPONENTS

MEDIA

ANDRE TURNER - 5-11 - 160 - Born 12/13/64 - Memphis - Drafted by LA Lakers, Third Round, 1986

| Season | G-GS | MIN | FGM-A | PCT | FTM-A | PCT | OFF-DEF | TOT | AST | PF-D | ST | TO | BS | TP | RPG | APG | PPG |
|--------|------|-----|-------|------|-------|------|---------|-----|-----|------|----|----|----|----|-----|-----|-----|
| 88-89 | 4-0 | 13 | 3-6 | .500 | 0-0 | .000 | 0-3 | 3 | 0 | 2-0 | 2 | 4 | 0 | 6 | 0.8 | 0.8 | 1.5 |

Three-point field goals: None attempted.

ROKO UKIC - 6-5 - 210 - Born 12/5/84 - Croatia - Drafted by Toronto, Second Round, 2005

| Season | G-GS | MIN | FGM-A | PCT | FTM-A | PCT | OFF-DEF | TOT | AST | PF-D | ST | TO | BS | TP | RPG | APG | PPG |
|--------|------|-----|-------|------|-------|------|---------|-----|-----|------|----|----|----|----|-----|-----|-----|
| 09-10 | 13-0 | 97 | 14-30 | .467 | 9-11 | .818 | 0-3 | 3 | 12 | 6-0 | 1 | 6 | 0 | 40 | 0.2 | 0.9 | 3.1 |

Three-point field goals: 3-12 (.250).

KEITH VAN HORN - 6-10 - 220 - Born 10/23/75 - Utah - Drafted by Philadelphia, First Round, 1997

| Season | G-GS | MIN | FGM-A | PCT | FTM-A | PCT | OFF-DEF | TOT | AST | PF-D | ST | TO | BS | TP | RPG | APG | PPG |
|--------|-------|------|---------|------|---------|------|---------|-----|-----|-------|----|----|----|-----|-----|-----|------|
| 03-04 | 25-15 | 766 | 137-290 | .472 | 86-91 | .945 | 51-107 | 158 | 37 | 64-2 | 16 | 50 | 15 | 393 | 6.3 | 1.5 | 15.7 |
| 04-05 | 33-13 | 818 | 128-285 | .449 | 56-65 | .862 | 55-110 | 165 | 41 | 82-1 | 21 | 47 | 11 | 342 | 5.0 | 1.2 | 10.4 |
| Total | 58-28 | 1584 | 265-575 | .461 | 142-156 | .910 | 106-217 | 323 | 78 | 146-3 | 37 | 97 | 26 | 735 | 5.6 | 1.4 | 12.7 |

Three-point field goals: 33-72 (.45.8); 03-04; 30-78 (.385); Total 63-150 (.420).

Playoffs

| | | | | | | | | | | | | | | | | | |
|-------|-----|-----|-------|------|-----|------|------|----|---|------|----|----|---|----|-----|-----|-----|
| 03-04 | 5-2 | 137 | 16-48 | .333 | 4-6 | .667 | 5-23 | 28 | 7 | 16-0 | 40 | 11 | 3 | 40 | 5.6 | 1.4 | 8.0 |
|-------|-----|-----|-------|------|-----|------|------|----|---|------|----|----|---|----|-----|-----|-----|

Three-point field goals: 4-11 (.364).

NORM VAN LIER - 6-1 - 180 - Born 4/1/47 - St. Francis (PA) - Drafted by Chicago, Third Round, 1969

| Season | G-GS | MIN | FGM-A | PCT | FTM-A | PCT | OFF-DEF | TOT | AST | PF-D | ST | TO | BS | TP | RPG | APG | PPG |
|--------|------|-----|-------|------|-------|------|---------|-----|-----|-------|----|----|----|-----|-----|-----|-----|
| 78-79 | 38-1 | 555 | 30-77 | .390 | 47-52 | .904 | 8-32 | 40 | 158 | 108-4 | 43 | 49 | 3 | 107 | 1.1 | 4.2 | 2.8 |

CHARLIE VILLANUEVA - 6-11 - 232 - Born 8/24/84 - Connecticut - Drafted by Toronto, First Round, 2005

| Season | G-GS | MIN | FGM-A | PCT | FTM-A | PCT | OFF-DEF | TOT | AST | PF-D | ST | TO | BS | TP | RPG | APG | PPG |
|--------|--------|------|-----------|------|---------|------|---------|------|-----|-------|-----|-----|-----|------|-----|-----|------|
| 06-07 | 39-17 | 984 | 180-383 | .470 | 73-89 | .820 | 62-166 | 228 | 36 | 47-0 | 24 | 54 | 12 | 462 | 5.8 | 0.9 | 11.8 |
| 07-08 | 76-31 | 1829 | 354-814 | .435 | 123-157 | .783 | 145-321 | 466 | 78 | 174-2 | 30 | 107 | 35 | 886 | 6.1 | 1.0 | 11.7 |
| 08-09 | 78-47 | 2095 | 487-1089 | .447 | 201-240 | .838 | 154-366 | 520 | 137 | 254-5 | 50 | 138 | 56 | 1264 | 6.7 | 1.8 | 16.2 |
| Total | 193-95 | 4908 | 1021-2286 | .447 | 397-486 | .817 | 361-853 | 1214 | 251 | 475-7 | 104 | 298 | 103 | 2612 | 6.3 | 1.3 | 13.5 |

Three-point field goals: 29-86 (.337) 06-07; 55-185 (.297) 07-08; 89-258 (.345) 08-09; Total 173-529 (.327).

JAKE VOSKUHL - 6-11 - 255 - Born 11/1/77 - Connecticut - Drafted by Chicago, Second Round, 2000

| Season | G-GS | MIN | FGM-A | PCT | FTM-A | PCT | OFF-DEF | TOT | AST | PF-D | ST | TO | BS | TP | RPG | APG | PPG |
|--------|------|-----|-------|------|-------|------|---------|-----|-----|------|----|----|----|----|-----|-----|-----|
| 07-08 | 44-0 | 386 | 37-80 | .463 | 24-29 | .828 | 30-67 | 97 | 13 | 83-0 | 9 | 29 | 21 | 98 | 2.2 | 0.3 | 2.2 |

Three-point field goals: None attempted.

LLOYD WALTON - 6-0 - 160 - Born 11/23/53 - Marquette - Drafted by Milwaukee, Third Round, 1976

| Season | G-GS | MIN | FGM-A | PCT | FTM-A | PCT | OFF-DEF | TOT | AST | PF-D | ST | TO | BS | TP | RPG | APG | PPG |
|--------|-------|------|----------|------|---------|------|---------|-----|------|-------|-----|------|----|------|-----|-----|-----|
| 76-77 | 53-0 | 678 | 88-188 | .468 | 53-65 | .815 | 15-36 | 51 | 141 | 52-0 | 40 | ---- | 2 | 229 | 1.0 | 2.7 | 4.3 |
| 77-78 | 76-0 | 1264 | 154-344 | .448 | 54-83 | .651 | 26-50 | 76 | 263 | 94-0 | 77 | 107 | 13 | 362 | 1.0 | 3.3 | 4.8 |
| 78-79 | 75-0 | 1381 | 157-327 | .480 | 61-90 | .678 | 34-70 | 104 | 365 | 103-0 | 72 | 123 | 9 | 375 | 1.4 | 4.9 | 5.0 |
| 79-80 | 76-6 | 1243 | 110-242 | .455 | 49-71 | .690 | 33-58 | 91 | 285 | 68-0 | 43 | 112 | 2 | 270 | 1.2 | 3.8 | 3.6 |
| Total | 280-6 | 4566 | 509-1101 | .462 | 217-309 | .702 | 108-214 | 322 | 1044 | 17-0 | 232 | 342 | 26 | 1236 | 1.2 | 3.7 | 4.4 |

Three-point field goals: 1-3 (.333) 79-80.

Playoffs

| | | | | | | | | | | | | | | | | | |
|-------|------|-----|-------|------|------|------|-----|---|----|-----|---|----|---|----|-----|-----|-----|
| 77-78 | 9-0 | 124 | 17-35 | .486 | 8-13 | .615 | 1-3 | 4 | 37 | 8-0 | 8 | 14 | 3 | 42 | 0.4 | 4.1 | 4.7 |
| 79-80 | 1-0 | 4 | 0-1 | .000 | 0-0 | .000 | 0-1 | 1 | 1 | 0-0 | 0 | 1 | 1 | 0 | 1.0 | 1.0 | 0.0 |
| Total | 10-0 | 128 | 17-36 | .472 | 8-13 | .615 | 1-4 | 5 | 38 | 8-0 | 8 | 15 | 4 | 42 | 0.5 | 3.8 | 4.2 |

Three-point field goals: None attempted.

BOB WARLICK - 6-5 - 205 - Born 3/20/41 - Pepperdine - Drafted by San Francisco, Expansion Draft, 1968

| Season | G-GS | MIN | FGM-A | PCT | FTM-A | PCT | OFF-DEF | TOT | AST | PF-D | ST | TO | BS | TP | RPG | APG | PPG |
|--------|------|-----|-------|------|-------|------|---------|-----|-----|------|------|------|------|----|-----|-----|-----|
| 68-69 | 3 | 22 | 1-8 | .125 | 4-5 | .800 | ---- | 1 | 1 | 3-0 | ---- | ---- | ---- | 6 | 0.3 | 0.3 | 2.0 |

CORNELL WARNER - 6-9 - 220 - Born 8/12/48 - Jackson State - Drafted by Buffalo, Second Round, 1970

| Season | G-GS | MIN | FGM-A | PCT | FTM-A | PCT | OFF-DEF | TOT | AST | PF-D | ST | TO | BS | TP | RPG | APG | PPG |
|--------|--------|------|---------|------|---------|------|---------|------|-----|--------|----|------|----|------|------|-----|-----|
| 73-74 | 67-14 | 1356 | 176-332 | .512 | 81-110 | .736 | 101-279 | 380 | 67 | 197-8 | 27 | ---- | 40 | 425 | 5.7 | 1.0 | 6.3 |
| 74-75 | 79-74 | 2519 | 248-541 | .458 | 106-155 | .684 | 238-574 | 812 | 127 | 267-8 | 49 | ---- | 54 | 602 | 10.3 | 1.6 | 7.6 |
| Total | 146-88 | 3875 | 424-873 | .481 | 187-265 | .706 | 339-853 | 1192 | 194 | 464-16 | 76 | ---- | 94 | 1027 | 8.2 | 1.3 | 7.0 |

Playoffs

| | | | | | | | | | | | | | | | | | |
|-------|----|-----|--------|------|-------|------|--------|-----|----|------|---|------|----|-----|------|-----|-----|
| 73-74 | 16 | 505 | 47-111 | .423 | 13-19 | .684 | 35-128 | 163 | 20 | 70-3 | 7 | ---- | 14 | 107 | 10.2 | 1.3 | 6.7 |
|-------|----|-----|--------|------|-------|------|--------|-----|----|------|---|------|----|-----|------|-----|-----|

BRYAN WARRICK - 6-5 - 195 - Born 7/22/59 - St. Joseph's - Drafted by Washington, Second Round, 1982

| Season | G-GS | MIN | FGM-A | PCT | FTM-A | PCT | OFF-DEF | TOT | AST | PF-D | ST | TO | BS | TP | RPG | APG | PPG |
|--------|------|-----|-------|------|-------|-------|---------|-----|-----|------|----|----|----|----|-----|-----|-----|
| 85-86 | 5-0 | 27 | 4-10 | .400 | 1-1 | 1.000 | 0-3 | 3 | 6 | 3-0 | 2 | 5 | 0 | 10 | 0.6 | 1.2 | 2.0 |

Three-point field goals: 1-2 (.500).

HAKIM WARRICK - 6-9 - 219 - Born 7/8/82 - Syracuse - Drafted by Memphis, First Round, 2005

| Season | G-GS | MIN | FGM-A | PCT | FTM-A | PCT | OFF-DEF | TOT | AST | PF-D | ST | TO | BS | TP | RPG | APG | PPG |
|--------|------|------|---------|------|---------|------|---------|-----|-----|------|----|----|----|-----|-----|-----|------|
| 09-10 | 48-6 | 1024 | 182-378 | .481 | 125-172 | .727 | 87-125 | 212 | 35 | 83-0 | 17 | 57 | 10 | 490 | 4.4 | 0.7 | 10.2 |

Three-point field goals: 1-6 (.167).

RICHARD WASHINGTON - 6-11 - 225 - Born 7/15/55 - UCLA - Drafted by Kansas City, First Round, 1976

| Season | G-GS | MIN | FGM-A | PCT | FTM-A | PCT | OFF-DEF | TOT | AST | PF-D | ST | TO | BS | TP | RPG | APG | PPG |
|--------|------|------|---------|------|-------|------|---------|-----|-----|-------|----|----|----|-----|-----|-----|-----|
| 79-80 | 75-5 | 1092 | 197-421 | .468 | 46-76 | .605 | 95-181 | 276 | 55 | 166-2 | 26 | 63 | 48 | 440 | 3.7 | 0.7 | 5.9 |

Three-point field goals: None attempted.

Playoffs

| | | | | | | | | | | | | | | | | | |
|-------|-----|-----|-------|------|-----|------|------|----|---|------|---|---|---|----|-----|-----|-----|
| 79-80 | 7-0 | 112 | 25-47 | .532 | 1-4 | .250 | 7-13 | 20 | 3 | 22-0 | 4 | 8 | 6 | 51 | 2.9 | 0.4 | 7.3 |
|-------|-----|-----|-------|------|-----|------|------|----|---|------|---|---|---|----|-----|-----|-----|

Three-point field goals: None attempted.

JEFF WEBB - 6-4 - 170 - Born 7/6/48 - Kansas State - Not Drafted

| Season | G-GS | MIN | FGM-A | PCT | FTM-A | PCT | OFF-DEF | TOT | AST | PF-D | ST | TO | BS | TP | RPG | APG | PPG |
|--------|------|-----|--------|------|-------|------|---------|-----|-----|------|------|------|------|----|-----|-----|-----|
| 70-71 | 29-0 | 300 | 27-78 | .346 | 11-15 | .733 | ---- | 24 | 19 | 33-0 | ---- | ---- | ---- | 65 | 0.8 | 0.7 | 2.2 |
| 71-72 | 19-0 | 109 | 9-35 | .257 | 11-13 | .846 | ---- | 18 | 7 | 8-0 | ---- | ---- | ---- | 29 | 0.9 | 0.4 | 1.5 |
| Total | 48 | 409 | 36-113 | .319 | 22-28 | .786 | ---- | 42 | 26 | 41-0 | ---- | ---- | ---- | 94 | 0.9 | 0.5 | 2.0 |

Playoffs

| | | | | | | | | | | | | | | | | | |
|-------|---|----|-----|------|-----|-------|------|---|---|-----|------|------|------|----|-----|-----|-----|
| 70-71 | 9 | 23 | 4-7 | .571 | 3-3 | 1.000 | ---- | 1 | 2 | 2-0 | ---- | ---- | ---- | 11 | 0.1 | 0.2 | 1.2 |
|-------|---|----|-----|------|-----|-------|------|---|---|-----|------|------|------|----|-----|-----|-----|

ALL-TIME ROSTER

MARVIN WEBSTER - 7-1 - 240 - Born 4/13/52 - Morgan State - Drafted by Atlanta, First Round, 1975

| Season | G-GS | MIN | FGM-A | PCT | FTM-A | PCT | OFF-DEF | TOT | AST | PF-D | ST | TO | BS | TP | RPG | APG | PPG |
|--------|------|-----|-------|------|-------|------|---------|-----|-----|------|----|----|----|----|-----|-----|-----|
| 86-87 | 15-0 | 102 | 10-19 | .526 | 6-8 | .750 | 12-14 | 26 | 3 | 17-0 | 3 | 8 | 7 | 27 | 1.7 | 0.2 | 1.8 |

Three-point field goals: 1-1 (1.00).

BOB WEISS - 6-3 - 185 - Born 5/7/42 - Penn State - Drafted by Philadelphia, Third Round, 1965

| Season | G-GS | MIN | FGM-A | PCT | FTM-A | PCT | OFF-DEF | TOT | AST | PF-D | ST | TO | BS | TP | RPG | APG | PPG |
|--------|------|-----|--------|------|-------|------|---------|-----|-----|------|------|------|------|----|-----|-----|-----|
| 68-69 | 15 | 242 | 36-114 | .316 | 27-34 | .794 | ---- | 27 | 27 | 24-1 | ---- | ---- | ---- | 99 | 1.8 | 1.8 | 6.6 |

JIRI WELSCH - 6-7 - 208 - Born 1/27/80 - Czech Republic - Drafted by Philadelphia, First Round, 2002

| Season | G-GS | MIN | FGM-A | PCT | FTM-A | PCT | OFF-DEF | TOT | AST | PF-D | ST | TO | BS | TP | RPG | APG | PPG |
|--------|------|-----|--------|------|-------|------|---------|-----|-----|------|----|----|----|-----|-----|-----|-----|
| 05-06 | 58-2 | 866 | 86-222 | .387 | 65-87 | .747 | 22-89 | 111 | 62 | 65-0 | 34 | 41 | 1 | 251 | 1.9 | 1.1 | 4.3 |

Three-point field goals: 14-49 (.286).

Playoffs

| | | | | | | | | | | | | | | | | | |
|-------|-----|----|-----|------|-----|------|-----|---|---|-----|---|---|---|---|-----|-----|-----|
| 05-06 | 4-0 | 15 | 2-4 | .500 | 3-4 | .750 | 0-3 | 3 | 2 | 1-0 | 1 | 0 | 0 | 7 | 0.8 | 0.5 | 1.8 |
|-------|-----|----|-----|------|-----|------|-----|---|---|-----|---|---|---|---|-----|-----|-----|

Three-point field goals: None attempted.

WALT WESLEY - 6-11 - 230 - Born 1/25/45 - Kansas - Drafted by Cincinnati, First Round, 1966

| Season | G-GS | MIN | FGM-A | PCT | FTM-A | PCT | OFF-DEF | TOT | AST | PF-D | ST | TO | BS | TP | RPG | APG | PPG |
|--------|------|-----|-------|------|-------|------|---------|-----|-----|------|----|----|----|----|-----|-----|-----|
| 74-75 | 41-1 | 214 | 37-84 | .440 | 14-23 | .609 | 14-41 | 55 | 11 | 43-0 | 7 | — | 5 | 88 | 1.3 | 0.3 | 2.1 |

MARK WEST - 6-10 - 230 - Born 11/5/60 - Old Dominion - Drafted by Dallas, Second Round, 1983

| Season | G-GS | MIN | FGM-A | PCT | FTM-A | PCT | OFF-DEF | TOT | AST | PF-D | ST | TO | BS | TP | RPG | APG | PPG |
|--------|------|-----|-------|------|-------|-------|---------|-----|-----|------|----|----|----|----|-----|-----|-----|
| 84-85 | 1-0 | 6 | 0-1 | .000 | 2-2 | 1.000 | 1-0 | 1 | 0 | 4-0 | 0 | 2 | 1 | 2 | 1.0 | 0.0 | 2.0 |

Three-point field goals: 0-1 (.000).

RORY WHITE - 6-7 - 212 - Born 8/16/59 - South Alabama - Drafted by Phoenix, Fourth Round, 1982

| Season | G-GS | MIN | FGM-A | PCT | FTM-A | PCT | OFF-DEF | TOT | AST | PF-D | ST | TO | BS | TP | RPG | APG | PPG |
|--------|------|-----|-------|------|-------|------|---------|-----|-----|------|----|----|----|----|-----|-----|-----|
| 83-84 | 8-0 | 45 | 7-17 | .412 | 2-5 | .400 | 5-3 | 8 | 1 | 3-0 | 2 | 5 | 1 | 16 | 1.0 | 0.1 | 2.0 |

Three-point field goals: None attempted.

AARON WILLIAMS - 6-7 - 218 - Born 10/2/71 - Xavier - Not Drafted

| Season | G-GS | MIN | FGM-A | PCT | FTM-A | PCT | OFF-DEF | TOT | AST | PF-D | ST | TO | BS | TP | RPG | APG | PPG |
|--------|------|-----|-------|------|-------|------|---------|-----|-----|------|----|----|----|----|-----|-----|-----|
| 94-95 | 15-0 | 72 | 8-24 | .333 | 8-12 | .667 | 5-14 | 19 | 0 | 14-0 | 2 | 7 | 6 | 24 | 1.3 | 0.0 | 1.6 |

Three-point field goals: 0-1 (.000).

MO WILLIAMS - 6-11 - 185 - Born 12/19/82 - Alabama - Drafted by Utah, Second Round, 2003

| Season | G-GS | MIN | FGM-A | PCT | FTM-A | PCT | OFF-DEF | TOT | AST | PF-D | ST | TO | BS | TP | RPG | APG | PPG |
|--------|---------|------|-----------|------|---------|------|---------|-----|------|-------|-----|-----|----|------|-----|-----|------|
| 04-05 | 80-80 | 2254 | 323-737 | .438 | 136-160 | .850 | 50-194 | 244 | 484 | 221-3 | 74 | 196 | 11 | 814 | 3.1 | 6.1 | 10.2 |
| 05-06 | 58-12 | 1531 | 267-629 | .424 | 96-113 | .850 | 30-113 | 143 | 230 | 146-0 | 52 | 105 | 7 | 703 | 2.5 | 4.0 | 12.1 |
| 06-07 | 68-68 | 2472 | 468-1049 | .446 | 159-186 | .855 | 54-275 | 329 | 416 | 201-1 | 85 | 202 | 6 | 1174 | 4.8 | 6.1 | 17.2 |
| 07-08 | 66-66 | 2410 | 441-919 | .480 | 166-194 | .856 | 37-193 | 230 | 419 | 188-2 | 78 | 182 | 10 | 1137 | 3.5 | 6.3 | 17.3 |
| Total | 272-226 | 8667 | 1499-3334 | .450 | 557-653 | .853 | 171-775 | 946 | 1549 | 756-6 | 289 | 685 | 34 | 3828 | 3.5 | 5.7 | 14.1 |

Three-point field goals: 32-99 (.323) 04-05; 73-191 (.382) 05-06; 79-228 (.346) 06-07; 89-231 (.385) 07-08; Total 273-749 (.365).

Playoffs

| | | | | | | | | | | | | | | | | | |
|-------|-----|----|-------|------|-----|------|-----|---|----|------|---|---|---|----|-----|-----|-----|
| 05-06 | 5-0 | 75 | 17-34 | .500 | 0-0 | .000 | 0-3 | 3 | 10 | 12-0 | 1 | 6 | 0 | 36 | 0.6 | 2.0 | 7.2 |
|-------|-----|----|-------|------|-----|------|-----|---|----|------|---|---|---|----|-----|-----|-----|

Three-point field goals: 2-11 (.182).

RON WILLIAMS - 6-3 - 190 - Born 9/24/44 - West Virginia - Drafted by San Francisco, First Round, 1968

| Season | G-GS | MIN | FGM-A | PCT | FTM-A | PCT | OFF-DEF | TOT | AST | PF-D | ST | TO | BS | TP | RPG | APG | PPG |
|--------|--------|------|---------|------|-------|------|---------|-----|-----|-------|----|------|----|-----|-----|-----|-----|
| 73-74 | 71-13 | 1130 | 192-393 | .489 | 60-68 | .882 | 19-50 | 69 | 153 | 114-1 | 49 | ---- | 2 | 444 | 1.0 | 2.2 | 6.3 |
| 74-75 | 46-2 | 526 | 62-165 | .376 | 24-29 | .828 | 10-33 | 43 | 71 | 70-2 | 23 | ---- | 2 | 148 | 0.9 | 1.5 | 3.2 |
| Total | 117-15 | 1656 | 254-558 | .455 | 84-97 | .866 | 29-83 | 112 | 224 | 184-3 | 72 | ---- | 4 | 592 | 1.0 | 1.9 | 5.1 |

Playoffs

| | | | | | | | | | | | | | | | | | |
|-------|----|-----|--------|------|-------|------|------|----|----|------|---|------|---|-----|-----|-----|-----|
| 73-74 | 15 | 354 | 57-122 | .467 | 16-20 | .800 | 6-21 | 27 | 47 | 40-1 | 9 | ---- | 3 | 130 | 1.8 | 3.1 | 8.7 |
|-------|----|-----|--------|------|-------|------|------|----|----|------|---|------|---|-----|-----|-----|-----|

SAM WILLIAMS - 6-3 - 190 - Born 1/22/45 - Iowa - Drafted by Milwaukee, Third Round, 1968

| Season | G-GS | MIN | FGM-A | PCT | FTM-A | PCT | OFF-DEF | TOT | AST | PF-D | ST | TO | BS | TP | RPG | APG | PPG |
|--------|------|-----|--------|------|--------|------|---------|-----|-----|-------|------|------|------|-----|-----|-----|-----|
| 68-69 | 55 | 628 | 78-228 | .342 | 72-134 | .537 | ---- | 109 | 61 | 106-1 | ---- | ---- | ---- | 228 | 2.0 | 1.1 | 4.1 |
| 69-70 | 11 | 44 | 11-24 | .454 | 5-11 | .455 | ---- | 7 | 3 | 5-0 | ---- | ---- | ---- | 27 | 0.6 | 0.3 | 2.5 |
| Total | 66 | 672 | 89-252 | .353 | 77-145 | .531 | ---- | 116 | 64 | 111-1 | ---- | ---- | ---- | 255 | 1.8 | 1.0 | 3.9 |

Playoffs

| | | | | | | | | | | | | | | | | | |
|-------|---|----|-----|------|-----|------|------|---|---|-----|------|------|------|---|-----|-----|-----|
| 69-70 | 2 | 16 | 4-7 | .571 | 0-2 | .000 | ---- | 4 | 1 | 5-0 | ---- | ---- | ---- | 8 | 2.0 | 0.5 | 4.0 |
|-------|---|----|-----|------|-----|------|------|---|---|-----|------|------|------|---|-----|-----|-----|

SCOTT WILLIAMS - 6-10 - 245 - Born 3/21/68 - North Carolina - Not Drafted

| Season | G-GS | MIN | FGM-A | PCT | FTM-A | PCT | OFF-DEF | TOT | AST | PF-D | ST | TO | BS | TP | RPG | APG | PPG |
|--------|--------|------|---------|------|---------|------|---------|-----|-----|-------|----|-----|----|-----|-----|-----|-----|
| 98-99 | 5-0 | 29 | 5-15 | .333 | 4-7 | .571 | 2-10 | 12 | 0 | 5-0 | 1 | 2 | 1 | 14 | 2.4 | 0.0 | 2.8 |
| 99-00 | 68-46 | 1488 | 213-426 | .500 | 94-129 | .729 | 177-271 | 448 | 28 | 230-3 | 40 | 65 | 66 | 520 | 6.6 | 0.4 | 7.6 |
| 00-01 | 66-31 | 1272 | 171-361 | .474 | 60-70 | .857 | 97-267 | 364 | 35 | 178-1 | 48 | 41 | 32 | 403 | 5.5 | 0.5 | 6.1 |
| Total | 139-77 | 2789 | 389-802 | .485 | 158-206 | .767 | 276-548 | 824 | 63 | 413-4 | 89 | 108 | 99 | 937 | 5.9 | 0.5 | 6.7 |

Three-point field goals: 1-4 (.250) 00-01.

Playoffs

| | | | | | | | | | | | | | | | | | |
|-------|-------|-----|--------|------|-------|------|-------|-----|----|------|----|----|----|-----|-----|-----|------|
| 99-00 | 5-0 | 93 | 23-36 | .639 | 5-6 | .833 | 9-19 | 28 | 2 | 16-0 | 2 | 4 | 5 | 51 | 5.6 | 0.4 | 10.2 |
| 00-01 | 17-17 | 378 | 59-120 | .492 | 16-28 | .571 | 45-77 | 122 | 12 | 57-1 | 11 | 12 | 24 | 134 | 7.2 | 0.7 | 7.9 |
| Total | 22-17 | 471 | 82-156 | .526 | 21-34 | .618 | 54-96 | 150 | 14 | 73-1 | 13 | 16 | 29 | 185 | 6.8 | 0.6 | 8.4 |

Three-point field goals: None attempted.

MARVIN WINKLER - 6-1 - 164 - Born 2/18/48 - Southwestern Louisiana - Drafted by Milwaukee, Third Round, 1970

| Season | G-GS | MIN | FGM-A | PCT | FTM-A | PCT | OFF-DEF | TOT | AST | PF-D | ST | TO | BS | TP | RPG | APG | PPG |
|--------|------|-----|-------|------|-------|-------|---------|-----|-----|------|------|------|------|----|-----|-----|-----|
| 70-71 | 3 | 14 | 3-10 | .300 | 2-2 | 1.000 | ---- | 4 | 27 | 3-0 | ---- | ---- | ---- | 8 | 1.3 | 9.0 | 2.7 |

Playoffs

| | | | | | | | | | | | | | | | | | |
|-------|---|---|-----|------|-----|------|------|---|---|-----|------|------|------|---|-----|-----|-----|
| 70-71 | 5 | 8 | 0-4 | .000 | 0-0 | .000 | ---- | 0 | 1 | 3-0 | ---- | ---- | ---- | 0 | 0.0 | 0.2 | 0.0 |
|-------|---|---|-----|------|-----|------|------|---|---|-----|------|------|------|---|-----|-----|-----|

RICKIE WINSLOW - 6-8 - 223 - Born 7/26/64 - Houston - Drafted by Chicago, Second Round, 1987

| Season | G-GS | MIN | FGM-A | PCT | FTM-A | PCT | OFF-DEF | TOT | AST | PF-D | ST | TO | BS | TP | RPG | APG | PPG |
|--------|------|-----|-------|------|-------|------|---------|-----|-----|------|----|----|----|----|-----|-----|-----|
| 87-88 | 7-0 | 45 | 3-13 | .231 | 1-2 | .500 | 3-4 | 7 | 2 | 9-0 | 1 | 4 | 0 | 7 | 1.0 | 0.3 | 1.0 |

Three-point field goals: 0-1 (.000).

ALL-TIME ROSTER

BRIAN WINTERS - 6-4 - 185 - Born 3/1/52 - South Carolina - Drafted by LA Lakers, First Round, 1974

| Season | G-GS | MIN | FGM-A | PCT | FTM-A | PCT | OFF-DEF | TOT | AST | PF-D | ST | TO | BS | TP | RPG | APG | PPG |
|--------|-------|------|----------|------|---------|------|---------|-----|-----|-------|-----|------|----|------|-----|-----|------|
| 75-76 | 78-77 | 2795 | 618-1333 | .464 | 180-217 | .829 | 66-183 | 249 | 366 | 240-0 | 124 | ---- | 25 | 1416 | 3.2 | 4.7 | 18.3 |
| 76-77 | 78-76 | 2717 | 652-1308 | .498 | 205-242 | .847 | 64-167 | 231 | 337 | 228-1 | 114 | ---- | 29 | 1509 | 3.0 | 4.3 | 19.3 |
| 77-78 | 80-79 | 2751 | 674-1457 | .463 | 246-293 | .840 | 87-163 | 250 | 393 | 239-4 | 124 | 236 | 27 | 1594 | 3.1 | 4.9 | 19.9 |
| 78-79 | 79-77 | 2575 | 662-1343 | .493 | 237-277 | .856 | 48-129 | 177 | 383 | 243-1 | 83 | 257 | 40 | 1561 | 2.2 | 4.8 | 19.8 |
| 79-80 | 80-77 | 2623 | 535-1116 | .479 | 184-214 | .860 | 48-175 | 223 | 362 | 208-0 | 101 | 186 | 28 | 1292 | 2.8 | 4.5 | 16.2 |
| 80-81 | 69-25 | 1771 | 331-697 | .475 | 119-137 | .869 | 32-108 | 140 | 229 | 185-2 | 70 | 136 | 10 | 799 | 2.0 | 3.3 | 11.6 |
| 81-82 | 61-13 | 1829 | 404-806 | .501 | 123-156 | .788 | 51-119 | 170 | 253 | 187-1 | 57 | 118 | 9 | 967 | 2.8 | 4.1 | 15.9 |
| 82-83 | 57-12 | 1361 | 255-587 | .434 | 73-85 | .859 | 35-75 | 110 | 156 | 132-2 | 45 | 81 | 4 | 605 | 1.9 | 2.7 | 10.6 |

Total 582-456 18422 4131-8647 .478 1367-1621 .843 431-1119 1550 2479 1662-11 718 1014 172 9743 2.7 4.3 16.7
Three-point field goals: 38-102 (.373) 79-80; 18-51 (.353) '80-81; 36-93 (.387) '81-82; 22-68 (.324) '82-83; Total 114-314 (.363).

Playoffs

| | | | | | | | | | | | | | | | | | |
|-------|-----|-----|--------|------|-------|-------|------|-----|----|------|----|------|---|-----|-----|-----|------|
| 75-76 | 3-3 | 126 | 39-61 | .639 | 6-7 | .857 | 3-4 | 2.3 | 15 | 11-1 | 5 | ---- | 2 | 84 | 2.3 | 5.0 | 28.0 |
| 77-78 | 9-9 | 305 | 82-165 | .497 | 20-27 | .741 | 4-26 | 3.3 | 58 | 20-0 | 12 | 29 | 8 | 184 | 3.3 | 6.4 | 20.4 |
| 79-80 | 7-7 | 268 | 46-100 | .460 | 10-10 | 1.000 | 4-17 | 3.0 | 37 | 25-1 | 11 | 16 | 0 | 111 | 3.0 | 5.3 | 15.9 |
| 80-81 | 7-0 | 181 | 28-61 | .459 | 12-16 | .750 | 4-19 | 3.3 | 22 | 22-1 | 10 | 12 | 1 | 70 | 3.3 | 3.1 | 10.0 |
| 81-82 | 6-6 | 232 | 38-77 | .494 | 20-24 | .833 | 4-11 | 2.5 | 28 | 23-0 | 8 | 22 | 1 | 101 | 2.5 | 4.7 | 16.8 |
| 82-83 | 9-3 | 240 | 36-84 | .429 | 14-17 | .824 | 7-15 | 2.4 | 32 | 22-0 | 6 | 17 | 4 | 89 | 2.4 | 3.6 | 9.9 |

Total 41-28 135 2269-548 .491 82-101 .812 26-92 118 192 123-3 52 96 16 639 2.9 4.7 15.6
Three-point field goals: 9-21 (.429) 79-80; 5-6 (.333) '80-81; 5-10 (.500) '81-82; 3-11 (.273) '82-83; Total 19-48 (.396).

All-Star

| | | | | | | | | | | | | | | | | | |
|-------|-----|----|------|------|-----|------|-----|---|---|-----|---|------|---|----|-----|-----|-----|
| 75-76 | 1-1 | 16 | 1-5 | .200 | 0-0 | .000 | 0-2 | 2 | 1 | 2-0 | 1 | ---- | 0 | 2 | 2.0 | 1.0 | 2.0 |
| 77-78 | 1-0 | 14 | 4-7 | .571 | 0-0 | .000 | 2-2 | 4 | 1 | 2-0 | 0 | 3 | 0 | 8 | 4.0 | 1.0 | 8.0 |
| Total | 2-1 | 30 | 5-12 | .417 | 0-0 | .000 | 2-4 | 6 | 2 | 4-0 | 1 | 3 | 0 | 10 | 3.0 | 1.0 | 5.0 |

JOE WOLF - 6-11 - 255 - Born 12/17/64 - North Carolina - Drafted by LA Clippers, First Round, 1987

| Season | G-GS | MIN | FGM-A | PCT | FTM-A | PCT | OFF-DEF | TOT | AST | PF-D | ST | TO | BS | TP | RPG | APG | PPG |
|--------|------|-----|-------|------|-------|------|---------|-----|-----|-------|----|----|----|----|-----|-----|-----|
| 96-97 | 56-7 | 525 | 40-89 | .449 | 14-19 | .737 | 32-80 | 112 | 20 | 105-0 | 14 | 14 | 11 | 95 | 2.0 | 0.4 | 1.7 |

Three-point field goals: 1-7 (.143).

DAVID WOOD - 6-9 - 230 - Born 11/30/64 - Nevada-Reno - Not Drafted

| Season | G-GS | MIN | FGM-A | PCT | FTM-A | PCT | OFF-DEF | TOT | AST | PF-D | ST | TO | BS | TP | RPG | APG | PPG |
|--------|------|-----|-------|------|-------|------|---------|-----|-----|------|----|----|----|----|-----|-----|-----|
| 96-97 | 46-0 | 240 | 20-38 | .526 | 12-18 | .667 | 5-22 | 27 | 13 | 36-0 | 7 | 6 | 6 | 57 | 0.6 | 0.3 | 1.2 |

Three-point field goals: 5-15 (.333).

ORLANDO WOOLRIDGE - 6-9 - 215 - Born 12/16/59 - Notre Dame - Drafted by Chicago, First Round, 1981

| Season | G-GS | MIN | FGM-A | PCT | FTM-A | PCT | OFF-DEF | TOT | AST | PF-D | ST | TO | BS | TP | RPG | APG | PPG |
|--------|------|-----|-------|------|-------|------|---------|-----|-----|------|----|----|----|----|-----|-----|-----|
| 92-93 | 8-0 | 78 | 18-33 | .545 | 7-9 | .778 | 3-6 | 9 | 3 | 8-0 | 1 | 6 | 2 | 43 | 1.1 | 0.4 | 5.4 |

Three-point field goals: None attempted.

HAYWODEE WORKMAN - 6-3 - 200 - Born 1/23/66 - Oral Roberts - Drafted by Atlanta, Second Round, 1989

| Season | G-GS | MIN | FGM-A | PCT | FTM-A | PCT | OFF-DEF | TOT | AST | PF-D | ST | TO | BS | TP | RPG | APG | PPG |
|--------|-------|------|--------|------|-------|------|---------|-----|-----|------|----|----|----|-----|-----|-----|-----|
| 98-99 | 29-29 | 815 | 73-170 | .429 | 37-47 | .787 | 14-88 | 102 | 172 | 53-0 | 32 | 63 | 1 | 200 | 3.5 | 5.9 | 6.9 |
| 99-00 | 23-1 | 248 | 23-62 | .371 | 9-13 | .692 | 1-16 | 17 | 44 | 23-0 | 11 | 14 | 0 | 66 | 0.7 | 1.9 | 2.9 |
| Total | 52-30 | 1063 | 96-232 | .414 | 46-60 | .767 | 15-104 | 119 | 216 | 76-0 | 43 | 77 | 1 | 266 | 2.3 | 4.2 | 5.1 |

Three-point field goals: 17-47 (.362) '98-99; 11-29 (.379) '99-00; Total 28-76 (.368).

Playoffs

| | | | | | | | | | | | | | | | | | |
|-------|-----|----|------|------|-----|------|-----|---|---|-----|---|---|---|----|-----|-----|-----|
| 98-99 | 3-0 | 53 | 4-11 | .364 | 5-6 | .833 | 1-2 | 3 | 7 | 7-0 | 3 | 7 | 0 | 13 | 1.0 | 2.3 | 4.3 |
|-------|-----|----|------|------|-----|------|-----|---|---|-----|---|---|---|----|-----|-----|-----|

Three-point field goals: 0-3 (.000).

YI JIANLIAN - 7-0 - 238 - Born 10/27/87 - China - Drafted by Milwaukee, First Round, 2007

| Season | G-GS | MIN | FGM-A | PCT | FTM-A | PCT | OFF-DEF | TOT | AST | PF-D | ST | TO | BS | TP | RPG | APG | PPG |
|--------|-------|------|---------|------|---------|------|---------|-----|-----|-------|----|----|----|-----|-----|-----|-----|
| 07-08 | 66-49 | 1647 | 219-520 | .421 | 122-145 | .841 | 106-238 | 344 | 55 | 153-1 | 36 | 90 | 56 | 566 | 5.2 | 0.8 | 8.6 |

Three-point field goals: 6-21 (.286).

DANNY YOUNG - 6-4 - 175 - Born 7/26/62 - Wake Forest - Drafted by Seattle, Second Round, 1984

| Season | G-GS | MIN | FGM-A | PCT | FTM-A | PCT | OFF-DEF | TOT | AST | PF-D | ST | TO | BS | TP | RPG | APG | PPG |
|--------|------|-----|-------|------|-------|-------|---------|-----|-----|------|----|----|----|----|-----|-----|-----|
| 94-95 | 7-0 | 77 | 9-17 | .529 | 1-1 | 1.000 | 1-4 | 5 | 12 | 8-0 | 4 | 4 | 0 | 24 | 0.7 | 1.7 | 3.4 |

Three-point field goals: 5-12 (.417).

BILL ZOPF - 6-1 - 170 - Born 6/7/48 - Duquesne - Drafted by Milwaukee, Second Round, 1970

| Season | G-GS | MIN | FGM-A | PCT | FTM-A | PCT | OFF-DEF | TOT | AST | PF-D | ST | TO | BS | TP | RPG | APG | PPG |
|--------|------|-----|--------|------|-------|------|---------|-----|-----|------|------|------|------|-----|-----|-----|-----|
| 70-71 | 53-0 | 398 | 49-135 | .363 | 20-36 | .556 | ---- | 46 | 73 | 34-0 | ---- | ---- | ---- | 118 | 0.9 | 1.4 | 2.2 |

GENERAL
INFO

FRONT
OFFICE

PLAYERS

2011-12
SEASON

STATS &
RECORDS

HISTORY

NBA

OPPONENTS

MEDIA

DRAFT HISTORY

Players in **BOLD** have appeared in games with the Bucks.

1968 EXPANSION DRAFT

| <u>Team</u> | <u>Player</u> |
|---------------|--|
| Baltimore | John Egan |
| Boston | Wayne Embry |
| | Johnny Jones |
| | Tom Thacker |
| Cincinnati | Gran Gray, Bob Love , Guy Rodgers |
| Detroit | Len Chappell , George Patterson |
| Philadelphia | Larry Costello, Jim Reid |
| St. Louis | Jay Miller |
| San Diego | Dave Gambee , Jon McGlocklin |
| San Francisco | Fred Hetzel , Bob Warlick |
| Seattle | Bud Olsen, Bob Weiss |

1968

| <u>Rd.</u> | <u>Pick</u> | <u>Player</u> | <u>From</u> |
|------------|-------------|----------------------|-------------------------|
| 1 | 7 | Charlie Paulk | Northeastern St. |
| 2 | 22 | Eugene Moore | St. Louis |
| 3 | 35 | Sam Williams | Iowa |
| 4 | 50 | Greg Smith | W. Kentucky |
| 5 | 63 | Joe Franklin | Wisconsin |
| 6 | 78 | Fred Smith | Hawaii |
| 7 | 91 | Tom Kondla | Minnesota |
| 8 | 106 | Elbert Miller | Nevada So. |
| 9 | 119 | Cliff Berger | Kentucky |
| 10 | 134 | Gene Jones | Missouri |
| 11 | 146 | Brad Luchini | Marquette |
| 12 | 159 | Dave Miller | Florida |

1969

| <u>Rd.</u> | <u>Pick</u> | <u>Player</u> | <u>From</u> |
|------------|-------------|----------------------------|--------------------|
| 1 | 1 | Kareem Abdul-Jabbar | UCLA |
| 2 | 17 | Bob Greacen | Rutgers |
| 3 | 31 | Harley Swift | East Tennessee |
| 4 | 45 | Bob Dandridge | Norfolk St. |
| 5 | 59 | Ken Heitz | UCLA |
| 6 | 73 | John Arthurs | Tulane |
| 7 | 87 | Bill Keller | Purdue |
| 8 | 101 | John Schell | Wisconsin |
| 9 | 115 | Jim Satalin | St. Bonaventure |
| 10 | 129 | Willie Brown | Middle Tennessee |
| 11 | 143 | Bob Presley | California |
| 12 | 157 | Jack Lutz | Carthage |
| 13 | 170 | Lee Osgood | Northeastern |
| 14 | 181 | Waymon Stewart | Lakeland |
| 15 | 190 | Stan Wlodarczyk | LaSalle |
| 16 | 196 | Bill Voigt | SMU |
| 17 | 202 | Lynn Phillips | SMU |
| 18 | 208 | Ken Hall | Westminster |

1970

| <u>Rd.</u> | <u>Pick</u> | <u>Player</u> | <u>From</u> |
|------------|-------------|-----------------------|-----------------------|
| 1 | 16 | Gary Freeman | Oregon State |
| 2 | 33 | Bill Zopf | Duquesne |
| 3 | 50 | Marvin Winkler | So. Western LA |
| 4 | 67 | Virgle Frederick | Drury (MO) |
| 5 | 84 | Mike Grosso | Louisville |
| 6 | 101 | Willie Watson | Oklahoma City |
| 7 | 118 | John Rinka | Kenyon |
| 8 | 135 | Jim Samo | Northwestern |
| 9 | 152 | Joe Hamilton | North Texas St. |
| 10 | 169 | Bob Seemer | Georgia Tech. |

1971

| <u>Rd.</u> | <u>Pick</u> | <u>Player</u> | <u>From</u> |
|------------|-------------|---------------------|-----------------|
| 1 | 17 | Collis Jones | Notre Dame |
| 3 | 51 | Gary Brell | Marquette |
| 4 | 68 | Henry Smith | Missouri |
| 5 | 85 | Barry Nelson | Duquesne |
| 6 | 102 | Ed Kemp | Adams State |
| 7 | 119 | Gene Phillips | SMU |
| 8 | 136 | Felix Thurston | Trinity |
| 9 | 152 | Rick Howat | Illinois |
| 10 | 168 | Dan Fife | Michigan |
| 11 | 182 | Blaine Henry | Marshall |
| 12 | 195 | Gene Mumford | Scranton |
| 13 | 207 | Pierce Russell | Kansas |
| 14 | 216 | George Jackson | D Dayton |
| 15 | 224 | Lloyd King | Virginia Tech |

1972

| <u>Rd.</u> | <u>Pick</u> | <u>Player</u> | <u>From</u> |
|------------|-------------|---------------------|-----------------------|
| 1 | 6 | Russell Lee | Marshall |
| 1 | 12 | Julius Erving | Massachusetts |
| 2 | 29 | Chuck Terry | Long Beach St. |
| 3 | 46 | George Adams | Gardner-Webb |
| 4 | 63 | Art White | Georgetown |
| 5 | 79 | Ron Harris | Wichita State |
| 7 | 113 | Mickey Davis | Duquesne |
| 8 | 129 | Charles Kirkland | Cheney St. |
| 9 | 143 | Jim Regenold | Ball State |
| 10 | 156 | Jolly Spright | Santa Clara |

1973

| <u>Rd.</u> | <u>Pick</u> | <u>Player</u> | <u>From</u> |
|------------|-------------|-------------------|-------------------|
| 1 | 16 | Swen Nater | UCLA |
| 4 | 59 | Clyde Turner | Minnesota |
| 4 | 67 | Harry Rogers | St. Louis |
| 5 | 85 | Larry Jackson | Northern Illinois |
| 6 | 101 | Jim Floyd | Shaw College |
| 7 | 119 | Ed Childress | Austin Peay |
| 8 | 135 | Walt McGary | TN-Chattanooga |
| 9 | 150 | Bob Vacca | Quinnipiac |
| 10 | 164 | Ron Battle | Sam Houston St. |

DRAFT HISTORY

1984

| Rd. | Pick | Player | From |
|-----|------|---------------------|----------------|
| 1 | 21 | Kenny Fields | UCLA |
| 3 | 67 | Vernon Delancy | Florida |
| 5 | 113 | Ernie Floyd | Holy Cross |
| 6 | 120 | McKinley Singleton | AL-Birmingham |
| 6 | 136 | Mike Reddick | Stetson |
| 7 | 159 | Tony Williams | Florida State |
| 8 | 182 | Brad Jergenson | South Carolina |
| 9 | 204 | Edwin Green | Massachusetts |
| 10 | 226 | Mike Toomer | Florida A&M |

1985

| Rd. | Pick | Player | From |
|-----|------|-----------------------|------------------------|
| 1 | 22 | Jerry Reynolds | Louisiana St. |
| 3 | 68 | Eugene McDowell | Florida |
| 4 | 91 | Cozell McQueen | NC State |
| 5 | 114 | Ray Knight | Providence |
| 6 | 137 | Quintin Anderson | Texas Tech |
| 7 | 160 | Mario Elie | American International |

1986

| Rd. | Pick | Player | From |
|-----|------|---------------------|-------------------------|
| 1 | 22 | Scott Skiles | Michigan State |
| 2 | 45 | Keith Smith | Loyola Marymount |
| 3 | 68 | Baskerville Holmes | Memphis State |
| 5 | 114 | Bobby Deaton | Southwestern (TX) |
| 6 | 137 | John Kimbrell | David Lipscomb |
| 7 | 160 | Jeff Strong | Missouri |

1987

| Rd. | Pick | Player | From |
|-----|------|-----------------|-------------------|
| 2 | 32 | Bob McCann | Morehead State |
| 2 | 40 | Winston Garland | SW Missouri St. |
| 3 | 64 | J.J. Weber | Wisconsin |
| 4 | 87 | Darryl Bedford | Austin Peay |
| 5 | 110 | Brian Vaughns | CA-Santa Barbara |
| 6 | 133 | Gary Elmore | Virginia Military |

1988

| Rd. | Pick | Player | From |
|-----|------|---------------------|-------------------|
| 1 | 13 | Jeff Grayer | Iowa State |
| 2 | 39 | Tito Horford | Miami (FL) |
| 3 | 63 | Mike Jones | Auburn |

1989

| Rd. | Pick | Player | From |
|-----|------|---------------------|-------------------|
| 2 | 30 | Frank Kornet | Vanderbilt |

1990

| Rd. | Pick | Player | From |
|-----|------|---------------------|---------------------|
| 1 | 16 | Terry Mills | Michigan |
| 2 | 44 | Steve Henson | Kansas State |

1991

| Rd. | Pick | Player | From |
|-----|------|--------------|---------------|
| 1 | 18 | Kevin Brooks | SW Louisiana |
| 2 | 45 | Bobby Phills | Southern (LA) |

1992

| Rd. | Pick | Player | From |
|-----|------|---------------------|-----------------|
| 1 | 8 | Todd Day | Arkansas |
| 1 | 23 | Lee Mayberry | Arkansas |

1993

| Rd. | Pick | Player | From |
|-----|------|------------------|-----------------|
| 1 | 8 | Vin Baker | Hartford |

1994

| Rd. | Pick | Player | From |
|-----|------|-----------------------|-------------------|
| 1 | 1 | Glenn Robinson | Purdue |
| 1 | 18 | Eric Mobley | Pittsburgh |
| 2 | 46 | Voshon Lenard | Minnesota |

1995

| Rd. | Pick | Player | From |
|-----|------|------------------|----------------|
| 1 | 11 | Gary Trent | Ohio |
| 2 | 38 | Rashard Griffith | Wisconsin |
| 2 | 43 | Eric Snow | Michigan State |

1996

| Rd. | Pick | Player | From |
|-----|------|-----------------------|---------------------|
| 1 | 4 | Stephon Marbury | Georgia Tech |
| 2 | 33 | Moochie Norris | West Florida |
| 2 | 53 | Jeff Nordgaard | WI-Green Bay |

1997

| Rd. | Pick | Player | From |
|-----|------|-------------------------|---------------|
| 1 | 10 | Danny Fortson | Cincinnati |
| 2 | 39 | Jerald Honeycutt | Tulane |

1998

| Rd. | Pick | Player | From |
|-----|------|---------------------|---------------------|
| 1 | 9 | Dirk Nowitzki | Germany |
| 1 | 19 | Pat Garrity | Notre Dame |
| 2 | 39 | Rafer Alston | Fresno State |

1999

| Rd. | Pick | Player | From |
|-----|------|-------------|---------------|
| 2 | 48 | Galen Young | UNC-Charlotte |

2000

| Rd. | Pick | Player | From |
|-----|------|---------------------|-------------------|
| 1 | 15 | Jason Collier | Georgia Tech |
| 2 | 43 | Michael Redd | Ohio State |
| 2 | 49 | Jason Hart | Syracuse |

2001

| Rd. | Pick | Player | From |
|-----|------|--------------|----------------|
| 2 | 52 | Andre Hutson | Michigan State |

2002

| Rd. | Pick | Player | From |
|-----|------|-----------------------|------------------|
| 1 | 13 | Marcus Haislip | Tennessee |
| 2 | 34 | Dan Gadzuric | UCLA |
| 2 | 42 | Ronald Murray | Shaw (NC) |
| 2 | 48 | Chris Owens | Texas |

2003

| Rd. | Pick | Player | From |
|-----|------|------------------|--------------|
| 1 | 8 | T.J. Ford | Texas |
| 2 | 35 | Szymon Szewczyk | Braunschweig |
| 2 | 43 | Keith Bogans | Kentucky |

2004

NO PICKS

DRAFT HISTORY

| 2005 | | | |
|------------|-------------|--------------------------|-------------------|
| <u>Rd.</u> | <u>Pick</u> | <u>Player</u> | <u>From</u> |
| 1 | 1 | Andrew Bogut | Utah |
| 2 | 36 | Ersan Ilyasova | Turkey |
| 2006 | | | |
| <u>Rd.</u> | <u>Pick</u> | <u>Player</u> | <u>From</u> |
| 2 | 39 | David Noel | North Carolina |
| 2007 | | | |
| <u>Rd.</u> | <u>Pick</u> | <u>Player</u> | <u>From</u> |
| 1 | 6 | Yi Jianlian | China |
| 2 | 56 | Ramon Sessions | Nevada |
| 2008 | | | |
| <u>Rd.</u> | <u>Pick</u> | <u>Player</u> | <u>From</u> |
| 1 | 8 | Joe Alexander | West Virginia |
| 2 | 37 | Luc Richard Mbah a Moute | UCLA |
| 2009 | | | |
| <u>Rd.</u> | <u>Pick</u> | <u>Player</u> | <u>From</u> |
| 1 | 10 | Brandon Jennings | L.V. Roma (Italy) |
| 2 | 41 | Jodie Meeks | Kentucky |
| 2010 | | | |
| <u>Rd.</u> | <u>Pick</u> | <u>Player</u> | <u>From</u> |
| 1 | 15 | Larry Sanders | VA Commonwealth |
| 2 | 37 | Darington Hobson | New Mexico |
| 2 | 44 | Jerome Jordan | Tulsa |
| 2 | 47 | Tiny Gallon | Oklahoma |
| 2011 | | | |
| <u>Rd.</u> | <u>Pick</u> | <u>Player</u> | <u>From</u> |
| 1 | 10 | Jimmer Fredette | BYU |
| 2 | 40 | Jon Leuer | Wisconsin |
| 2012 | | | |
| <u>Rd.</u> | <u>Pick</u> | <u>Player</u> | <u>From</u> |
| 1 | 14 | John Henson | North Carolina |
| 2 | 42 | Doron Lamb | Kentucky |

GENERAL
INFO

FRONT
OFFICE

PLAYERS

2011-12
SEASON

STATS &
RECORDS

HISTORY

NBA

OPPONENTS

MEDIA

SIGNIFICANT TRANSACTIONS

1968

Nov. 23: Bob Love and Bob Weiss traded to Chicago for Flynn Robinson.

1970

April 21: Flynn Robinson and Charlie Paulk traded to Cincinnati for Oscar Robertson.

Sept. 15: Don Smith traded to Seattle for Bob Boozer and Lucius Allen.

1971

Dec 9: Greg Smith and third round 1973 draft pick traded to Houston Rockets for Curtis Perry and Rockets' first round 1972 draft pick.

1972

March 6: Announced that Wayne Embry has been hired as the team's new General Manager, making him the first African-American GM in NBA history.

1974

Nov. 9: Guard Lucius Allen traded to Los Angeles Lakers for Jim Price.

1975

June 5: Compensated \$150,000 and two Atlanta 1976 second round draft picks by Atlanta for Atlanta's illegal signing of Bucks number one draft pick, Julius Erving, in 1972. NBA Commissioner Lawrence O'Brien levied the fine and awarded picks to the Bucks. Bucks retain all future rights to Erving. Hawks were also fined \$250,000, payable to the NBA.

June 16: Traded Kareem Abdul-Jabbar and Walt Wesley to Los Angeles Lakers for Elmore Smith, Brian Winters, David Meyers, Junior Bridgeman, and future considerations.

1976

Sept. 9: Don Nelson named assistant coach.

Nov. 4: James F. Fitzgerald elected President of Milwaukee Professional Sports and Services.

Nov. 22: Don Nelson named Head Coach and Director of Player Personnel.

1977

Jan. 14: Traded Elmore Smith and Gary Brokaw to Cleveland for Rowland Garrett and 1977 and 1978 1st round picks.

Feb. 13: Milwaukee hosted NBA All-Star Game.

June 7: Swen Nater traded to Buffalo for third pick in the first round of the 1977 draft.

June 20: John Killilea named Assistant Coach and Assistant Director of Player Personnel.

Aug. 16: Bob Dandridge signed by Washington as a free agent. Bucks compensated with cash – sum unannounced.

1978

July 14: Brian Winters signs a five-year agreement.

Note:

This is not a comprehensive list of all transactions in team history.

1980

Feb. 4: Bob Lanier acquired from Detroit for Kent Benson and the Bucks first round draft choice in 1980.

Sept. 11: Mickey Johnson acquired from Indiana for George Johnson and the Bucks second round draft choice in 1982.

1981

Aug. 20: Alton Lister signed to a six-year contract.

1982

June 29: Pat Cummings traded to Dallas for Mavericks second round (27th overall) 1982 draft selection.

Sept. 10: Dave Cowens acquired from Boston for Quinn Buckner.

Nov. 10: Mickey Johnson and negotiating rights to Fred Roberts (Bucks 1982 second round draft pick who was playing in Europe) traded to New Jersey for Phil Ford and best of New Jersey's three 1983 second round draft picks (their own, Los Angeles Lakers', or Phoenix's).

1983

June 24: Mike Schuler signs three-year pact as assistant coach.

Aug. 1: Nate Archibald claimed on waivers from Boston.

Aug. 18: Dave Cowens released from final year of contract.

1984

June 21: Don Nelson announces decision to continue as Head Coach and Director of Player Personnel.

Sept. 25: Mike Dunleavy signed to a two-year contract.

Sept. 29: Bucks obtain Terry Cummings, Craig Hodges, and Ricky Pierce from the Los Angeles Clippers in exchange for Marques Johnson, Junior Bridgeman, Harvey Catchings, and an undisclosed amount of cash.

1985

March 1: Herb Kohl purchased the Milwaukee Bucks from Jim Fitzgerald.

1986

June 2: Del Harris, who earlier in the season resigned as a scout of the club, rejoins the Bucks as an assistant coach.

June 14: Rick Majerus joins the Bucks as an assistant coach.
July 1: Jack Sikma and two second round draft picks obtained from Seattle for Alton Lister and two first round draft picks. The draft picks are in 1987 and 1989.

1987

April 1: Rick Majerus resigned as assistant coach to become head coach at Ball State University. Les Habegger is named to replace Majerus for remainder of the season.

May 27: Don Nelson resigns as Vice President of Basketball Operations and Head Coach.

June 4: Del Harris is named Head Coach.

Nov. 18: Larry Krystkowiak acquired from San Antonio for Charles Davis, cash, and future considerations.

SIGNIFICANT TRANSACTIONS

1988

- Feb. 25: Craig Hodges traded to Phoenix along with the Bucks second round draft choice in 1988 (acquired from Golden State as resolution of the Don Nelson contract matter) for Jay Humphries.
- May 19: Terry Cummings signed to a four-year contract.
- June 23: Fred Roberts acquired from Miami for the least favorable of Milwaukee's 1989 second round draft picks.
- June 27: Sidney Moncrief signed to a one-year contract.
- Oct. 4: Jerry Reynolds is traded to Seattle for a second round draft pick in 1990.
- Oct. 6: Jeff Grayer signed to a three-year contract. Ricky Pierce signs a contract extension through the 1991-92 season. Randy Breuer signed to a four-year contract.
- Oct. 7: Jay Humphries signed to a four-year contract.

1989

- May 28: Terry Cummings traded to San Antonio for Alvin Robertson, Greg Anderson, and SA's 1989 2nd round pick.
- Sept. 8: Fred Roberts signs a three-year contract extension.
- Sept. 25: Del Harris signed to a three-year contract extension and assumes the title of VP-Basketball Operations.
- Oct. 4: Lee Rose hired as Director of Player Personnel.

1990

- Jan. 4: Brad Lohaus acquired from Minnesota for Randy Breuer and a conditional one-time exchange of second round draft picks in 1991 or 1992.
- June 11: Mike Dunleavy resigns assistant coach position to become head coach of Los Angeles Lakers.
- July 30: Larry Riley promoted to assistant coach/scout. Larry Harris appointed scout/video coordinator.
- Aug. 1: Dan Schayes acquired from Denver for the draft rights to Terry Mills. Frank Brickowski acquired from San Antonio in a trade for Paul Pressey.

1991

- Jan. 16: Greg Anderson traded to New Jersey for Lester Conner.
- Feb. 15: Dale Ellis acquired from Seattle for Ricky Pierce.
- July 10: Moses Malone signed to a two-year contract with an option for a third season.
- Dec. 4: Del Harris relinquishes head coaching responsibilities. Frank Hamblen named head coach Lee Rose becomes assistant coach while retaining title of Director of Player Personnel.

1992

- April 7: Del Harris steps down as Vice President of Basketball Operations by mutual agreement.
- May 12: Mike Dunleavy signs contract providing for his service as Head Coach through 1999-2000.
- June 24: Theodore Edwards, Eric Murdock, along with the Jazz' 23rd pick in the first round of the 1992 NBA Draft acquired from Utah for Jay Humphries and

- Larry Krystkowiak.
- July 1: Dale Ellis traded to San Antonio for Tracy Murray. Murray traded to Portland for Alaa Abdelnaby.
- Aug. 4: Sam Vincent acquired from Orlando along with the Magic's 1994 second round draft pick for Lester Conner.
- Sept. 25: Head Coach Mike Dunleavy takes on additional duties as V. P. of Basketball Operations.
- Oct. 9: Lee Mayberry signed to a four-year contract.
- Oct. 28: Todd Day signed to a five-year contract.
- Dec. 4: Jon Barry and Boston's second round draft pick in 1995 acquired from Boston for Alaa Abdelnaby.

1993

- Feb. 25: Orlando Woolridge acquired from Detroit for Alvin Robertson.
- Sept. 14: Vin Baker signed to a ten-year contract.

1994

- Jan. 15: Anthony Cook acquired from Orlando along with the Magic's conditional 1994 first round draft pick (Eric Mobley) and a 1995 second round pick from Orlando for Anthony Avent.
- Feb. 24: Mike Gminski acquired from Charlotte along with a conditional 1996 first round draft pick for Frank Brickowski.
- Feb. 24: Dan Schayes traded to the Los Angeles Lakers for a conditional second round draft pick in 1995.
- June 29: Ed Pinckney and draft rights to Andrei Fetisov acquired from Boston for Blue Edwards and Derek Strong.
- July 12: Voshon Lenard, the Bucks second round draft pick in 1994-46th overall-announces his intention to return to college for his senior season. Bucks retain his rights for one year after his class graduates.
- Nov. 5: Glenn Robinson signed to a 10-year contract.

1995

- June 28: Shawn Respert acquired from Portland in exchange for Gary Trent, the 11th pick in the draft and a conditional 1996 first round draft pick held by the Bucks. Aurelijius Zukauskas acquired from Seattle along with the middle of the Sonics' three 1996 second round picks for Eric Snow.
- Sept. 27: Shawn Respert signed to a three-year contract.
- Oct. 2: Voshon Lenard signed to a one-year contract.
- Oct. 4: Marty Conlon signed to a two-year contract.
- Oct. 7: Johnny Newman signed to a three-year contract.
- Nov. 26: Sherman Douglas acquired from Boston for Todd Day and Alton Lister.
- Nov. 27: Benoit Benjamin acquired from Vancouver for Eric Mobley and Eric Murdock.

1996

- April 27: Herb Kohl announces that Mike Dunleavy will not return as head coach for the 1996-97 season but will retain his position as Vice President of Basketball Operations/General Manager.
- June 17: Chris Ford named head coach.
- June 26: Ray Allen acquired from Minnesota for Stephon

GENERAL
INFO

FRONT
OFFICE

PLAYERS

2011-12
SEASON

STATS &
RECORDS

HISTORY

NBA

OPPONENTS

MEDIA

SIGNIFICANT TRANSACTIONS

- July 9: Marbury and a future Minnesota first round draft pick.
Lee Rose resigns as Vice President of Player Personnel to accept an assistant coaching position with Charlotte.
- July 11: Andrew Lang acquired from Minnesota in return for Minnesota's future first-round draft choice to complete draft day trade.
- July 26: Ray Allen signed to a three-year contract.
- Aug. 6: Armen Gilliam signed to a four-year contract.
- Sept. 25: Elliot Perry acquired from Phoenix for Marty Conlon and a conditional first round draft pick (1999).
- Oct. 3: Larry Harris promoted to Director of Scouting.
- Dec. 4: Chucky Brown acquired from Phoenix for Darrin Hancock and a conditional second round draft pick (Bucks own pick) in 1998 or 1999.

1997

- Feb. 20: Acie Earl acquired from Toronto for Shawn Respert.
- April 26: Mike Dunleavy resigns as V.P. of Basketball Operations/General Manager.
- June 25: Ervin Johnson acquired from Denver for Johnny Newman, Joe Wolf and the draft rights to Danny Fortson.
- July 16: Bob Weinbauer named General Manager.
- July 29: Michael Curry signed to a two-year contract.
- Sept. 25: Terrell Brandon and Tyrone Hill and Cleveland's first round draft pick in 1998 (protected to the top ten picks) acquired from Cleveland in a three team deal that sent land.

1998

- June 24: Traded the draft rights of Dirk Nowitzki and Pat Garrity to Dallas for Robert Traylor.
- Aug. 26: Chris Ford released as head coach.
- Aug. 29: George Karl named head coach.
- Sept. 17: Terry Stotts named assistant coach.
- Oct. 22: Ron Adams and Mike Thibault named as assistant coaches. Larry Harris promoted to Director of Player Personnel. Dave Babcock promoted to Director of Scouting. Dan Kohl named Assistant Director of Player Personnel. Mike McNeive named scout/assistant.

1999

- Jan. 21: Robert Traylor signed to a multi-year contract.
- Jan. 22: Dell Curry and Adonis Jordan signed to one-year contracts.
- Jan. 23: Andrew Lang traded to Chicago for a future second round draft choice.
- Feb. 2: Vinny Del Negro signed to a multi-year contract.
- March 11: Terrell Brandon traded to Minnesota. Elliott Perry traded to New Jersey. Paul Grant acquired from Minnesota. Sam Cassell and Chris Gatling acquired from New Jersey. Tyrone Hill and Jerald Honeycutt traded to Philadelphia for Tim Thomas and Scott Williams.
- March 17: Haywoode Workman signed to a ten-day contract.
- Aug. 13: Ernie Grunfeld named General Manager.
- Aug. 19: Chris Gatling and Armen Gilliam traded to Orlando for Dale Ellis and Danny Manning.

- Aug. 20: J.R. Reid signed to a multi-year contract.
- Sept. 22: Rafer Alston signed to a two-year contract. Darvin Ham signed to a one-year contract.
- Sept. 28: Don Newman named as assistant coach.
- Dec. 6: Signed Glenn Robinson to a one-year contract extension through the 2004-2005 season.

2000

- Jan. 18: Dale Ellis traded to Charlotte for two second round draft choices (2000 & 2002).
- Feb. 16: Signed forward Mirsad Turkcan to a contract.
- June 28: Traded the draft rights to Jason Collier and a 2001 first-round pick to Houston for the draft rights to Joel Przyzbilla.
- Aug. 1: Signed Tim Thomas to a multi-year contract.
- Aug. 3: Troy Wenzel named Athletic Trainer.
- Aug. 14: Signed Darvin Ham to a two-year contract.
- Aug. 22: Acquired Lindsey Hunter from Detroit in exchange for Billy Owens.
- Nov. 24: Signed Jerome Kersey to a contract.

2001

- March 28: George Karl signed a two-year contract extension through the 2003-04 season.
- June 19: Darvin Ham exercises one-year option.
- June 28: Greg Foster acquired from L.A. Lakers for Lindsey Hunter.
- June 29: Bucks exercise one-year option on Scott Williams.
- July 30: Signed Rafer Alston to a contract for the 2001-02 season.
- Aug. 2: Promoted Larry Harris to Assistant General Manager.
- Sept. 5: Promoted Dan Kohl to Director of Player Personnel.
- Oct. 5: Announced that Tim Grgurich has joined staff as a basketball consultant.
- Oct. 9: George Karl named head coach of the USA Men's Basketball team for 2002 World Championships.
- Oct. 22: Acquired Aleksandar Radojevic and Houston's 2002 2nd round pick in a three-team deal for Scott Williams and a conditional first round pick.
- Oct. 23: Signed Ervin Johnson to a two-year contract extension.
- Oct. 25: Signed Anthony Mason to a multi-year contract.
- Oct. 29: Bucks request waivers on Jason Hart and Aleksandar Radojevic.

2002

- Feb. 7: Sam Cassell signed to a multi-year contract extension.
- March 5: Signed Greg Anthony for the remainder of the season.
- July 19: Signed Marcus Haislip to a multi-year contract.
- July 25: Announced assistant coach Terry Stotts will not return for the 2002-03 season.
- Aug. 2: Acquired Toni Kukoc, Leon Smith and a 2003 first-round draft choice from Atlanta for Glenn Robinson.
- Aug. 16: Announced assistant coach Mike Thibault will not return for 2002-03 season.
- Aug. 20: Announced hiring of Sam Mitchell as assistant coach.
- Aug. 23: Guard Mike Wilks signed.

SIGNIFICANT TRANSACTIONS

Aug. 29: Guard Ronald Murray and center Dan Gadzuric signed.
 Sept. 6: Free agent guard Kevin Ollie signed.
 Sept. 25: Free agents Laron Profit and Cedric Henderson signed.
 Sept. 30: Center Jamal Sampson signed.
 Oct. 14: Bucks match Mavericks offer sheet to retain guard Michael Redd.
 Oct. 23: Waivers requested on Laron Profit and Cedric Henderson.
 Oct. 28: Waivers requested on Mike Wilks.
 Oct. 31: Team option exercised on center Joel Przybilla for the 2003-04 season.

2003

Feb. 20: Gary Payton and Desmond Mason acquired from Seattle in exchange for Ray Allen, Kevin Ollie, Ron Murray and conditional draft pick.
 June 26: Draft rights to Keith Bogans traded to Orlando for cash considerations.
 June 27: Bucks acquire Joe Smith and Anthony Peeler from Minnesota in exchange for Sam Cassell and Ervin Johnson.
 June 29: Bucks and GM Ernie Grunfeld reach agreement to release Grunfeld from remaining year of contract. Larry Harris named acting General Manager.
 July 1: Larry Harris named General Manager.
 July 2: T.J. Ford signs a four-year contract.
 July 7: Bucks request waivers on Anthony Peeler.
 July 10: Bucks request waivers on Jamal Sampson.
 July 17: Bucks sign Daniel Santiago, Brian Skinner and Erick Strickland each to multi-year contracts.
 July 20: Bucks announce that Head Coach George Karl would not return to bench for 2003-2004 season.
 July 23: Bucks sign Damon Jones to a free agent contract.
 Aug. 6: Terry Porter hired as the eighth Head Coach in Bucks franchise history.
 Aug. 13: Mike Schuler hired as Assistant Coach.
 Aug. 14: Jim Todd named Assistant Coach/Player Development.
 Aug. 22: Bob Ociepka hired as Assistant Coach.
 Aug. 26: Steve Condon named Athletic Trainer.
 Sept. 30: Lynn Greer, Antonio Meeking and Greg Stempin signed to contracts.
 Oct. 10: Bucks reach a settlement with Anthony Mason and request waivers on him.
 Oct. 16: Bucks reach a settlement with Jason Caffey and request waivers on him.
 Oct. 22: Bucks request waivers on Antonio Meeking.
 Oct. 23: Bucks request waivers on Lynn Greer and Greg Stempin.
 Oct. 27: Desmond Mason signs three-year contract extension.
 Dec. 5: Bucks sign Dan Langhi to a free agent contract.

2004

Jan. 6: Bucks request waivers on Dan Langhi.
 Feb. 15: Bucks acquire Keith Van Horn from the Knicks for Tim Thomas as part of a three-team deal that also includes Atlanta. The deal sends Thomas

from Milwaukee to New York, Joel Przybilla from Milwaukee to Atlanta, Keith Van Horn from New York to Milwaukee, Michael Doleac and a second round draft pick from New York to Atlanta, and Nazr Mohammed from Atlanta to New York.
 Feb. 28: Bucks sign Anthony Goldwire to a 10-day contract.
 March 5: Bucks sign Brevin Knight to a contract. Anthony Goldwire is released from his contract.
 June 24: Zaza Pachulia acquired from Charlotte in exchange for Bucks 2004 second round draft pick (45th overall).
 July 2: Bucks name Jerome Kersey assistant coach.
 July 3: Bucks name Jim Boylen assistant coach.
 July 15: Bucks sign restricted free agent Etan Thomas (Washington) to an offer sheet.
 July 29: Washington Wizards match offer made to Etan Thomas.
 July 29: Bucks name Andre Daniel head athletic trainer and John Anderson assistant trainer and assistant strength and conditioning coach.
 Aug. 5: Bucks sign Mike James, Zendon Hamilton and Lonnie Jones to contracts.
 Aug. 6: Bucks sign restricted free agent Mo Williams to a multi-year offer sheet.
 Aug. 21: Bucks announce that the Utah Jazz will not match the Bucks offer sheet to restricted free agent Mo Williams.
 Aug. 23: Bucks sign Mo Williams to a multi-year contract; Bucks re-sign Toni Kukoc.
 Sept. 23: Signed Jelani McCoy.
 Sept. 30: Signed Tommy Adams.
 Oct. 4: Signed Brandon Williams and Jaquain Hawkins.
 Oct. 28: Waived Tommy Adams, Jelani McCoy and Jaquain Hawkins.
 Oct. 29: Waived Brandon Williams
 Oct. 30: Waived Lonnie Jones
 Nov. 2: Signed free agent Anthony Goldwire to a contract.
 Nov. 4: Requested waivers on Marcus Haislip; Signed free agent Marcus Fizer to a contract.
 Nov. 29: Requested waivers on Anthony Goldwire.
 Dec. 18: Signed Eddie House to a contract.

2005

Feb. 24: Acquired Reece Gaines and two 2nd round picks ('06, '07) from Houston for Mike James, Zendon Hamilton
 Feb. 24: Acquired Calvin Booth, Alan Henderson and an undisclosed amount of cash from Dallas for Keith Van Horn.
 Feb. 25: Requested waivers on Alan Henderson.
 March 7: Signed Anthony Goldwire to a contract.
 May 6: Announced assistant coaches Mike Schuler & Jerome Kersey would not return to Bucks for 2005-06 season.
 May 31: Assistant coach Jim Boylen resigns.
 June 3: Promoted Dave Babcock to Director of Player Personnel.
 June 7: Hired Mike Sanders as an assistant coach.
 June 13: Hired Dwayne Wilson as equipment manager.
 June 22: Announced Head Coach Terry Porter would not re-

GENERAL
INFO

FRONT
OFFICE

PLAYERS

2011-12
SEASON

STATS &
RECORDS

HISTORY

NBA

OPPONENTS

MEDIA

SIGNIFICANT TRANSACTIONS

turn for the 2005-06 season.

- June 27: Made qualifying offers to Dan Gadzuric and Zaza Pachulia.
- June 28: Acquired Jiri Welsch from Cleveland for a 2006 second round pick.
- July 1: Signed Andrew Bogut to a multi-year contract.
- July 8: Hired Terry Stotts as the ninth head coach in team history.
- July 20: Hired Brian James as an assistant coach.
- July 25: Hired Lester Conner as an assistant coach.
- Aug. 5: Re-signed Toni Kukoc to a one-year contract.
- Aug. 6: Declined to match Atlanta's offer sheet for Zaza Pachulia.
- Aug. 8: Signed Bobby Simmons to a multi-year contract.
- Aug. 12: Re-signed Dan Gadzuric to a multi-year contract.
- Aug. 13: Re-signed Michael Redd to a multi-year contract.
- Aug. 18: Signed Charlie Bell to a multi-year contract.
- Aug. 23: Signed Ersan Ilyasova to a two-year contract.
- Aug. 29: Signed Ervin Johnson to a one-year contract.
- Sept. 27: Signed free agents Andre Barrett and Tommy Smith to contracts.
- Sept. 29: Signed free agent Brandon Hunter to a contract.
- Oct. 2: Signed free agent Josh Davis to a contract.
- Oct. 23: Requested waivers on Brandon Hunter
- Oct. 26: Acquired Jamaal Magloire from New Orleans in exchange for Desmond Mason, the Bucks 2006 first round draft choice and cash considerations.
- Oct. 27: Requested waivers on Andre Barrett and Tommy Smith
- Oct. 28: Picked up the 4th-year option on T.J. Ford's contract.
- Nov. 3: Picked up the 06-07 option on General Manager Larry Harris' contract and extended his contract through 07-08.
- Nov. 13: Assigned Ersan Ilyasova to the NBDL's Tulsa 66ers.

2006

- March 6: Hired Scott Howard to the scouting staff.
- May 9: Assistant General Manager Dan Kohl announces that he will be leaving the organization.
- June 22: Larry Krystkowiak hired as an assistant coach.
- June 28: Acquired draft rights for Damir Markota from San Antonio in exchange for the better of Milwaukee's two second round draft picks in the 2007 NBA Draft.
- June 29: Picked up the 3rd-year option on Andrew Bogut's contract.
- June 30: Acquired Charlie Villanueva from Toronto in exchange for T.J. Ford and cash considerations.
- July 3: Signed David Noel to a multi-year contract.
- July 18: Signed free agent Lynn Greer to a multi-year contract.
- July 25: Signed Damir Markota to a multi-year contract.
- July 31: Acquired Steve Blake, Brian Skinner and Ha Seung-Jin from Portland in exchange for Jamaal Magloire.
- Aug. 10: Acquired Ruben Patterson from Denver in exchange for Joe Smith.
- Sept. 21: Signed free agents Mike Harris and Chris McCray to contracts.
- Oct. 25: Requested waivers on Mike Harris.
- Oct. 28: Requested waivers on Ha Seung-Jin.

2007

- Jan. 4: Requested waivers on Chris McCray.
- Jan. 11: Acquired Earl Bokins, Julius Hodge and cash considerations from Denver in exchange for Steve Blake.
- Feb. 1: Assigned Damir Markota to the Tulsa 66ers of the NBA D-League.
- Feb. 7: Requested waivers on Julius Hodge.
- Feb. 7: Recalled Damir Markota from the Tulsa 66ers of the NBA D-League.
- Feb. 8: Signed Jared Reiner to a 10-day contract.
- Feb. 11: Re-assigned Damir Markota to the Tulsa 66ers of the NBA D-League.
- Feb. 18: Signed Jared Reiner to a second 10-day contract.
- Feb. 27: Signed Jared Reiner for the remainder of the 2006-07 season.
- March 14: Announced that Terry Stotts has been relieved of his head coaching duties.
- March 15: Announced Larry Krystkowiak has been hired as the 10th head coach in team history.
- March 22: Recalled Damir Markota from the Tulsa 66ers of the NBA D-League.
- April 26: Announced assistant coach Mike Sanders would not return to Bucks for 2007-08 season.
- June 4: Hired Bill Peterson as assistant coach/player development.
- June 5: Hired Tony Brown as assistant coach.
- June 15: Hired Jim Todd as assistant coach.
- June 16: Ersan Ilyasova accepts a two-year contract with AXA FC Barcelona (Spain). The Bucks retain his NBA rights.
- June 21: Exercise fourth-year options on Andrew Bogut and Charlie Villanueva's rookie contracts. Both are now signed through the 2008-09 season.
- June 21: Makes qualifying offers to Charlie Bell and Ersan Ilyasova.
- July 20: Signed free agent Jake Voskuhl to a contract.
- July 23: Signed free agent Desmond Mason to a multi-year contract.
- July 24: Re-signed Mo Williams to a multi-year contract.
- Aug. 7: Signed Awvee Storey to a free agent contract.
- Aug. 29: Signed 2007 first round pick Yi Jianlian to a multi-year contract.
- Sept. 7: Requested waivers on Damir Markota.
- Sept. 11: Signed 2007 second round pick Ramon Sessions to a multi-year contract.
- Sept. 14: Jarinn Akana hired as assistant coach/player development.
- Sept. 18: Signed free agent Royal Ivey to a contract.
- Sept. 20: Match offer sheet from Miami Heat to retain Charlie Bell.
- Sept. 22: Signed free agent Michael Ruffin to a contract.
- Sept. 24: Requested waivers on Lynn Greer.
- Sept. 25: Signed free agent Samaki Walker to a free agent contract.
- Oct. 18: Requested waivers on Samaki Walker.
- Nov. 8: Assigned Ramon Sessions to the Tulsa 66ers of the NBA Development League (D-League).

2008

- Jan. 20: Assigned David Noel to the Tulsa 66ers of the NBA

SIGNIFICANT TRANSACTIONS

| | | GENERAL INFO |
|-------------|---|-----------------|
| | Development League (D-League) | |
| Feb. 1: | Recalled Ramon Sessions from the Tulsa 66ers of the NBA Development League (D-League). | |
| March 14: | Requested waivers on David Noel. | |
| March 19: | Relieved Larry Harris of his General Manager duties. | |
| April 11: | John Hammond hired as General Manager. | |
| April 17: | Relieved Larry Krystkowiak of his Head Coaching duties. | |
| April 18: | Jeff Weltman hired as Assistant General Manager. | |
| April 21: | Scott Skiles hired as the 11th Head Coach in team history. | |
| May 13: | Marc Boff hired as Head Athletic Trainer. Dave Dean promoted to Director of Basketball Administration and Jon Horst hired as Director of Basketball Operations. | |
| May 14: | Jim Boylan, Lionel Hollins, Kelvin Sampson and Joe Wolf hired as Assistant Coaches. | |
| June 26: | Acquired Richard Jefferson from New Jersey in exchange for Bobby Simmons and Yi Jianlian. | |
| June 30: | Jeff Macy hired as head Strength and Conditioning Coach and Scott Barthlama hired as Assistant Athletic Trainer/Assistant Strength and Conditioning Coach. | |
| July 8: | Signed 2008 first round pick Joe Alexander to a multi-year contract. | |
| July 9: | Signed 2008 second round pick Luc Richard Mbah a Moute to a multi-year contract. | |
| July 11: | Sign Andrew Bogut to multi-year contract extension. | |
| July 17: | Sign free agents Malik Allen and Tyronn Lue to contracts. | |
| Aug. 13: | Acquired Adrian Griffin and Luke Ridnour from Oklahoma City (formerly Seattle) and Damon Jones from Cleveland in a three-team deal. Milwaukee sends Mo Williams to Cleveland and Desmond Mason to Oklahoma City. Joe Smith goes from Cleveland to Oklahoma City to complete the trade. | |
| Aug. 14: | Sign free agent Francisco Elson. | |
| Sept. 29: | Sign free agents Ron Howard and Kevin Kruger. | |
| Oct. 2: | Sign free agents T.J. Cummings and Matt Freije. | |
| Oct. 10: | Requested waivers on T.J. Cummings. | |
| Oct. 20: | Requested waivers on Ron Howard and Kevin Kruger. | |
| Oct. 24: | Requested waivers on Matt Freije. | |
| Oct. 27: | Requested waivers on Adrian Griffin and subsequently claimed Austin Croshere off waivers. | |
| 2009 | | |
| Jan. 6: | Requested waivers on Austin Croshere. | |
| Feb. 5: | Acquired Keith Bogans and cash considerations from Orlando in exchange for Tyronn Lue. | |
| Feb. 9: | Signed free agent Eddie Gill to a 10-day contract. | |
| Feb. 20: | Signed Eddie Gill to a second 10-day contract. | |
| April 3: | Signed free agent Salim Stoudamire to a multi-year contract. | |
| June 23: | Acquired Bruce Bowen and Kurt Thomas from San Antonio and Amir Johnson from Detroit in a three-team deal. Milwaukee sends Richard Jefferson to San Antonio. Fabricio Oberto goes from San Antonio to Detroit to complete the trade. | |
| July 8: | Signed 2009 second round pick Jodie Meeks to a multi-year contract. | |
| July 23: | Signed Ersan Ilyasova to a multi-year contract. | |
| July 28: | Signed 2009 first round pick Brandon Jennings to a multi-year contract. | |
| July 31: | Acquired Walter Sharpe, Sonny Weems and cash considerations from Denver in exchange for Malik Allen. | |
| July 31: | Requested waivers on Bruce Bowen and Salim Stoudamire. | |
| July 31: | Signed free agent Hakim Warrick to a contract. | |
| Aug. 18: | Acquired Carlos Delfino and Roko Ukic from Toronto in exchange for Amir Johnson and Sonny Weems. | |
| Sept. 28: | Signed free agents Marcus Hubbard, Dominic James and Mark Tyndale. | |
| Sept. 29: | Signed free agent Charles Gaines. | |
| Oct. 1: | Requested waivers on Marcus Hubbard and Mark Tyndale. | |
| Oct. 2: | Requested waivers on Charles Gaines and Dominic James. | |
| Oct. 26: | Requested waivers on Walter Sharpe. | |
| 2010 | | |
| Jan. 4: | Requested waivers on Roko Ukic. | |
| Jan. 18: | Signed free agent Jerry Stackhouse. | |
| Feb. 18: | Acquired John Salmons and Chicago's second round draft selections in 2011 and 2012 from Chicago in exchange for Hakim Warrick and Joe Alexander. Milwaukee also has the option of switching first round selections with Chicago in 2010, as long as Chicago's pick is from number 11 through number 30. | |
| Feb. 18: | Acquired Primoz Brezec, Royal Ivey and Philadelphia's 2010 second round pick from Philadelphia in exchange for Francisco Elson and Jodie Meeks. | |
| March 25: | Awarded the contract of Darnell Jackson on a waiver claim from the Cleveland Cavaliers. | |
| June 22: | Acquired Corey Maggette and a 2010 second round draft pick (44th overall) from Golden State in exchange for Charlie Bell and Dan Gadzuric. | |
| June 25: | Acquired Chris Douglas-Roberts from New Jersey in exchange for the 2012 second round draft pick the Bucks had previously acquired from Chicago in the John Salmons trade. | |
| July 8: | Re-signed John Salmons and signed Drew Gooden to contracts. | |
| July 8: | Traded the draft rights to 2010 second round draft pick Jerome Jordan to New York for cash considerations. | |
| July 8: | Signed 2010 first round pick Larry Sanders to a multi-year contract. | |
| July 19: | Signed free agent Keyon Dooling to a contract. | |
| July 21: | Acquired Jon Brockman from Sacramento in exchange for Darnell Jackson and a 2011 second round draft pick. | |
| Aug. 20: | Signed free Agent Earl Boykins to a contract. | |
| Sept. 3: | Signed 2010 second round draft pick Darington Hobson to a contract. | |
| Sept. 10: | Signed 2010 second round draft pick Tiny Gallon to a contract. | |
| | | FRONT OFFICE |
| | | PLAYERS |
| | | 2011-12 SEASON |
| | | STATS & RECORDS |
| | | HISTORY |
| | | NBA |
| | | OPPONENTS |
| | | MEDIA |

SIGNIFICANT TRANSACTIONS


- Sept. 27: Named Anthony Goldwire to the coaching staff.
- Sept. 27: Signed free agents Tory Jackson, Chris Kramer and Billy Rush.
- Sept. 29: Signed free agent Brian Skinner.
- Oct. 6: Requested waivers on Tiny Gallon, Billy Rush and Tory Jackson.
- Oct. 19: Requested waivers on Chris Kramer.
- Oct. 25: Requested waivers on Brian Skinner.
- Oct. 25: Exercised third-year option on Brandon Jennings.
- Oct. 26: Exercised the option on the contract of General Manager John Hammond (through 2012-13).
- Oct. 26: Extended the contract of Head Coach Scott Skiles (through 2012-13).
- Dec. 2: Requested waivers on Darington Hobson.
- Dec. 2: Signed free agent Brian Skinner to a contract.

2011

- Jan. 5: Requested waivers on Brian Skinner.
- Jan. 25: Signed free agent Garrett Temple to a 10-day contract.
- Feb. 5: Signed free agent Garrett Temple to a second 10-day contract.
- Feb. 20: Assigned Larry Sanders to Fort Wayne of the NBA Development League.
- Feb. 26: Recalled Larry Sanders from Fort Wayne of the NBA Development League.
- Mar. 1: Signed free agent Earl Barron to a 10-day contract.
- Mar. 11: Signed free agent Earl Barron to a second 10-day contract.
- June 21: Made qualifying offer to Luc Richard Mbah a Moute.
- June 23: Acquired Stephen Jackson, Shaun Livingston and draft rights to Tobias Harris from Charlotte and Beno Udrih from Sacramento in a three-team deal. Milwaukee sends Corey Maggette to Charlotte and John Salmons and draft rights to Jimmer Fredette to Sacramento.
- June 29: Picked up fourth-year option on Brandon Jennings' contract and third-year option on Larry Sanders' contract.
- Aug. 15: Sidney Moncrief hired as an assistant coach.
- Dec. 9: Acquired the rights to Spanish forward/center Albert Miralles from Boston in exchange for Keyon Dooling and a protected second round draft pick.
- Dec. 10: Signed free agent Mike Dunleavy to a multi-year contract.
- Dec. 10: Signed 2011 first round draft pick Tobias Harris to a contract.
- Dec. 10: Signed free agents Darington Hobson, Ron Howard and Marcus Lewis to contracts.
- Dec. 13: Re-signed Luc Richard Mbah a Moute to a multi-year contract.
- Dec. 15: Signed second-round draft pick Jon Leuer.
- Dec. 19: Waived Ron Howard and Marcus Lewis.
- Dec. 29: Assigned Darington Hobson to the Fort Wayne Mad Ants of the NBA D-League.

2012

- Jan. 4: Recalled Darington Hobson from the Fort Wayne Mad Ants of the NBA D-League.
- Jan. 18: Assigned Darington Hobson to the Fort Wayne Mad Ants of the NBA D-League.
- Feb. 1: Recalled Darington Hobson from the Fort Wayne Mad Ants of the NBA D-League.
- Feb. 3: Waived Darington Hobson.
- Mar. 14: Acquired Monta Ellis, Ekpe Udoh and Kwame Brown from Golden State in exchange for Andrew Bogut and Stephen Jackson.
- June 27: Acquired Samuel Dalembert, the 14th pick in the 2012 NBA Draft and a future second round pick from Houston in exchange for Jon Brockman, Jon Leuer, Shaun Livingston and the 12th pick in the 2012 NBA Draft.
- July 10: Signed 2012 first round pick John Henson to a multi-year contract.
- July 11: Signed 2012 second round pick Doron Lamb to a multi-year contract.
- July 12: Re-signed free agent Ersan Ilyasova to a multi-year contract.
- Aug. 9: Signed free-agent Joel Przybilla.



MILWAUKEE BUCKS THE NBA

New York

Olympic Tower
645 Fifth Avenue
New York, NY 10022
Telephone: (212) 407-8000
Fax: (212) 832-3861

New Jersey

100 Plaza Drive
Secaucus, NJ 07094
Telephone: (201) 865-1500
Fax: (201) 974-5973

NBA City

6068 Universal Boulevard
Orlando, FL 32819
Telephone: (407) 363-5919
Fax: (407) 370-3178

INTERNATIONAL OFFICES

EUROPE

Headquarters - NBA EMEA

125 Kensington High Street
London, W8 5SF, UK
Telephone: 011-44-20-7795-8921
Fax: 011-44-20-7795-8901

Italy

Via Dogana 3
20123, Milano, Italy
Telephone: 011-39-02-8648-9361
Fax: 011-39-02-809-250

Spain

pq. Empresarial 'La Finca'
Edif. 15A, 28223
Pozuelo de Alarcon
Madrid, Spain
Telephone: 011-34-911-115-800
Fax: 011-34-917-995-182

Turkey

Tarakci Caddesi
Bele Gerden Stesi No8
Zekeriyaka Sariyer
Istanbul, Turkey
Telephone: 011-90-530-772-7975

AFRICA

Nelson Mandela Square, 2nd Floor
West Tower
Maude Street, Sandton
Johannesburg, South Africa
Telephone: 011-27-11-881-5980
Fax: 011-27-0-867-26-6351

INDIA

Parinee Crescenzo
1st Floor, C38 & C39
BCK, Mumbai 51
Telephone: 011-91-22-330-40608

MEXICO

Av. Santa Fe #94 A Tower 8th Floor.
Col. Zedec Santa Fe.
Mexico City, Mexico 01210
Telephone: 011-52-55-88511146

CANADA

50 Bay Street, Suite 1402
Toronto, Ontario
Canada M5J 3A5
Telephone: 416-364-2030
Fax: (416) 364-0205

ASIA/PACIFIC

Hong Kong

3101, The Lee Gardens
33 Hysan Avenue
Causeway Bay, Hong Kong
Telephone: 011-852-2843-9600
Fax: 011-852-2536-4808

Taiwan

Suite 1303, No. 88, Section 2,
Chung Hsiao East Road
Taipei, Taiwan ROC
Telephone: 011-886-2-2358-1900
Fax: 011-886-2-2358-1098

Korea

41F Gangnam Finance Center
737 Yeoksam-dong, Gangnam-gu
Seoul Korea 135-984
Telephone: 011-822-2008-4617
Fax: 011-822-2008-4618

China—Beijing

19th Floor, Office Tower 2,
China Central Place,
No. 79 Jianguo Road,
Chaoyang District,
Beijing 100025, China
Telephone: 011-86-10-5200-8200
Fax: 011-86-10-5200-8202

China—Shanghai

Unit 2703-08, 27/F,
Tower, 2, Plaza 66
1366 Nanjing West Road
Shanghai 200040, China
Telephone: 011-86-21-6137-2200
Fax: 011-86-21-6288-9920

NBA DEVELOPMENT LEAGUE

NBA D-League Office

645 5th Avenue, 18th Floor
New York, NY 10022
www.nba.com/dleague



GENERAL
INFO

FRONT
OFFICE

PLAYERS

2011-12
SEASON

STATS &
RECORDS

HISTORY

NBA

OPPONENTS

MEDIA

Austin Toros

12885 N. Highway 183, Suite 207; Austin, TX 78750
Tel: (512) 236-8333; Fax: (512) 236-8444
Arena: Cedar Park Center
Media Relations Contact: Perri Travillion
(ptravillion@austintoros.com)
NBA Affiliation: San Antonio

Bakersfield Jam

1400 Norris Road; Bakersfield, CA 93308
Tel: (661) 615-6550; Fax: (661) 615-6555
Arena: Dignity Health Events Center
Media Relations Contact: William Aquije
(william@bakersfieldjam.com)
NBA Affiliations: Atlanta, Los Angeles Clippers, Phoenix, Toronto

Canton Charge

1101 Market Avenue North; Canton, OH 44702
Tel: (330) 489-1701; Fax: (330) 489-1703
Arena: Canton Memorial Civic Center
Media Relations Contact: Sean Wyatt
(swyatt@cantoncharge.com)
NBA Affiliation: Cleveland

Erie BayHawks

110 East 8th Street; Erie, PA 16501
Tel: (814) 790-5600; Fax: (814) 790-5608
Arena: Tullio Arena
Media Relations Contact: Matt Bressee
(matt.bressee@nbaerie.com)
NBA Affiliation: New York

Fort Wayne Mad Ants

1910 St. Joe Center Rd, Suite 61;
Fort Wayne, IN 46825
Tel: (260) 469-4667; Fax: (260) 469-4674
Arena: Allen County War Memorial Coliseum
Media Relations Contact: Audrey Siebrase
(audrey@fortwaynehoops.com)
NBA Affiliations: Charlotte, Detroit, Indiana, Milwaukee

Idaho Stampede

233 South Capitol Blvd., Suite 100; Boise, ID 83702
Tel: (208) 388-4667; Fax: (208) 388-3845
Arena: CenturyLink Arena
Media Relations Contact: Travis Tate
(travis@idahostampede.com)
NBA Affiliations: Portland

Iowa Energy

730 3rd Street; Des Moines, Iowa 50309
Tel: (515) 564-8550; Fax: (515) 564-8551
Arena: Wells Fargo Arena
Media Relations Contacts: Randi Burrell
(rburrell@iowanba.com)
NBA Affiliations: Chicago, Denver, New Orleans, Washington

Los Angeles D-Fenders

555 North Nash Street; El Segundo, CA 90245
Tel: (310) 426-6000; Fax: (310) 426-6031
Arena: Toyota Sports Center
Media Relations Contacts: Daniel Ramirez
(dramirez@d-fenders.com)
NBA Affiliation: Los Angeles Lakers

2012 PLAYOFF RESULTS

Quarterfinals

Los Angeles over Iowa (2-0)
Bakersfield over Dakota (2-0)
Canton over Springfield (2-1)
Austin over Erie (2-1)

Semifinals

Los Angeles over Bakersfield (2-0)
Austin over Canton (2-1)

Finals

Austin over Los Angeles (2-1)

Maine Red Claws

413 Congress Street; Portland, ME 04101
Tel: 207-210-6655; Fax: 207-210-6659
Arena: Portland Exposition Building
Media Relations Contact: Jana Spaulding
(jspaulding@maineredclaws.com)
NBA Affiliations: Boston

Reno Bighorns

9393 Gateway Drive, Suite BH; Reno, NV 89511
Tel: (775) 284-2622; Fax: (775) 853-1601
Arena: Reno Events Center
Media Relations Contact: Allison Beck
(abeck@renobighorns.com)
NBA Affiliations: Memphis, Sacramento, Utah

Rio Grande Valley Vipers

4500 North 10th Street, Suite 315;
McAllen, TX 78504
Tel: (956) 972-1144; Fax: (956) 972-1150
Arena: State Farm Arena
Media Relations Contact: Rebecca Sweat
(rsweat@rgvipers.com)
NBA Affiliation: Houston

Santa Cruz Warriors

903 Pacific Avenue, Suite 101; Santa Cruz, CA 95060
Tel: (831) 466-3200; Fax: 831-466-3201
Arena: Kaiser Permanente Arena
Media Relations Contact: Matt De Nasnera
(mdenasnera@santacruzbasketball.com)
NBA Affiliation: Golden State

Sioux Falls Skyforce

2131 South Minnesota Ave; Sioux Falls, SD 57105
Tel: (605) 332-0605; Fax: (605) 332-2305
Arena: Sioux Falls Arena
Media Relations Contact: Brett Hansen
(brett@skyforceonline.com)
NBA Affiliations: Miami, Minnesota, Orlando, Philadelphia

2011-12 FINAL REGULAR SEASON STANDINGS

| | Home | Road | | |
|-------------------|-------|-------|------|------|
| WEST CONFERENCE | W-L | W-L | Pct | GB |
| Los Angeles | 38-12 | 21-4 | .760 | 0.0 |
| Austin | 33-17 | 19-6 | .660 | 5.0 |
| Bakersfield | 28-22 | 17-8 | .560 | 10.0 |
| Texas | 24-26 | 15-10 | .480 | 14.0 |
| Rio Grande Valley | 24-26 | 11-14 | .480 | 14.0 |
| Tulsa | 23-27 | 13-12 | .460 | 15.0 |
| Reno | 21-29 | 12-13 | .420 | 17.0 |
| Idaho | 21-29 | 13-12 | .420 | 17.0 |
| EAST CONFERENCE | Home | Road | Pct | GB |
| Springfield | 29-21 | 19-6 | .580 | 0.0 |
| Dakota | 29-21 | 17-8 | .580 | 0.0 |
| Erie | 28-22 | 16-9 | .560 | 1.0 |
| Canton | 27-23 | 15-10 | .540 | 2.0 |
| Iowa | 25-25 | 17-8 | .500 | 4.0 |
| Main | 21-29 | 11-14 | .420 | 8.0 |
| Sioux Falls | 15-35 | 10-15 | .300 | 14.0 |
| Fort Wayne | 14-36 | 7-18 | .280 | 15.0 |

AWARD WINNERS

Most Valuable Player

Justin Dentmon (Austin)

Defensive Player of the Year

Stephon Hannah (Dakota)

Rookie of the Year

Edwin Ubiles (Dakota)

Impact Player of the Year

Eric Dawson (Austin)

2011-12 FINAL STATS & STANDINGS

2011-12 TEAM STATISTICS

| TEAM | G | FG | FGA | AVG | 3FG | 3FGA | PCT | FT | FTA | AVG | OR | DR | TR | AST | PF | DQ | STL | TO | BLK | PTS | AVG |
|-------|----|------|------|------|-----|------|------|------|------|------|-----|------|------|------|------|----|-----|------|-----|------|-------|
| DEN. | 66 | 2572 | 5404 | .476 | 435 | 1311 | .332 | 1293 | 1470 | .735 | 738 | 2105 | 2843 | 1581 | 1297 | 2 | 540 | 1015 | 330 | 6872 | 104.1 |
| S.A. | 66 | 2611 | 5463 | .478 | 552 | 1405 | .393 | 1067 | 1478 | .748 | 683 | 2153 | 2836 | 1528 | 1143 | 1 | 490 | 895 | 293 | 6841 | 103.7 |
| OKC | 66 | 2462 | 5229 | .471 | 472 | 1317 | .358 | 1406 | 1744 | .806 | 726 | 2157 | 2883 | 1224 | 1352 | 3 | 498 | 1079 | 539 | 6802 | 103.1 |
| UTAH | 66 | 2523 | 5351 | .456 | 273 | 845 | .323 | 1258 | 1668 | .754 | 861 | 2055 | 2916 | 1439 | 1441 | 13 | 545 | 936 | 385 | 6577 | 99.7 |
| MILW. | 66 | 2592 | 5532 | .445 | 455 | 1295 | .345 | 1035 | 1415 | .771 | 820 | 1938 | 2708 | 1550 | 1273 | 10 | 645 | 929 | 335 | 6355 | 98.1 |
| SAC. | 66 | 2490 | 5712 | .436 | 411 | 1301 | .316 | 1127 | 1532 | .736 | 882 | 1947 | 2829 | 1271 | 1287 | 12 | 561 | 952 | 323 | 6518 | 98.8 |
| MIAMI | 66 | 2446 | 5212 | .469 | 370 | 1030 | .359 | 1238 | 1598 | .775 | 686 | 2060 | 2746 | 1317 | 1282 | 3 | 585 | 1002 | 355 | 6500 | 98.5 |
| PHOE. | 66 | 2495 | 5445 | .458 | 444 | 1295 | .343 | 1058 | 1397 | .757 | 717 | 2035 | 2752 | 1486 | 1233 | 4 | 431 | 928 | 366 | 6492 | 98.4 |
| HOU. | 66 | 2489 | 5453 | .449 | 478 | 1330 | .359 | 1108 | 1301 | .782 | 770 | 2104 | 2784 | 1404 | 1347 | 6 | 496 | 955 | 319 | 6474 | 98.1 |
| MINN. | 66 | 2355 | 5434 | .433 | 473 | 1423 | .332 | 1281 | 1662 | .771 | 799 | 2089 | 2886 | 1290 | 1212 | 5 | 436 | 1001 | 293 | 6454 | 97.9 |
| N.Y. | 66 | 2365 | 5343 | .443 | 517 | 1538 | .336 | 1211 | 1634 | .741 | 743 | 2012 | 2755 | 1328 | 1391 | 7 | 622 | 1056 | 276 | 6488 | 97.8 |
| G.S. | 66 | 2489 | 5443 | .457 | 524 | 1351 | .388 | 951 | 1235 | .770 | 640 | 1947 | 2587 | 1470 | 1410 | 11 | 528 | 915 | 362 | 6453 | 97.8 |
| IND. | 66 | 2354 | 5375 | .438 | 392 | 1064 | .368 | 1349 | 1724 | .782 | 826 | 2070 | 2896 | 1228 | 1430 | 5 | 523 | 925 | 357 | 6449 | 97.7 |
| L.A.C | 66 | 2430 | 5366 | .455 | 514 | 1441 | .357 | 1046 | 1538 | .680 | 800 | 1943 | 2743 | 1385 | 1399 | 7 | 556 | 879 | 315 | 6438 | 97.5 |
| L.A.L | 66 | 2429 | 5319 | .457 | 362 | 1112 | .326 | 1202 | 1589 | .752 | 789 | 2251 | 3050 | 1485 | 1109 | 5 | 380 | 997 | 351 | 6422 | 97.3 |
| PORT. | 66 | 2402 | 5417 | .443 | 478 | 1382 | .346 | 1133 | 1423 | .796 | 735 | 1949 | 2684 | 1349 | 1251 | 2 | 528 | 935 | 322 | 6415 | 97.2 |
| ATL. | 66 | 2429 | 5348 | .454 | 492 | 1330 | .370 | 1025 | 1385 | .740 | 652 | 2066 | 2718 | 1481 | 1178 | 8 | 536 | 921 | 303 | 6375 | 96.6 |
| CHI. | 66 | 2467 | 5462 | .452 | 419 | 1117 | .375 | 1006 | 1394 | .722 | 915 | 2165 | 3080 | 1527 | 1139 | 5 | 456 | 923 | 388 | 6359 | 96.3 |
| DALL. | 66 | 2398 | 5412 | .443 | 497 | 1464 | .339 | 1029 | 1334 | .771 | 665 | 2158 | 2823 | 1380 | 1226 | 2 | 565 | 926 | 337 | 6322 | 95.8 |
| MEM. | 66 | 2425 | 5422 | .447 | 277 | 849 | .326 | 1114 | 1504 | .759 | 831 | 1944 | 2775 | 1290 | 1316 | 7 | 631 | 955 | 345 | 6269 | 95.6 |
| ORL. | 66 | 2275 | 5162 | .441 | 670 | 1785 | .375 | 995 | 1508 | .660 | 742 | 2060 | 2802 | 1321 | 1168 | 5 | 451 | 984 | 275 | 6215 | 94.2 |
| WASH. | 66 | 2414 | 5475 | .441 | 344 | 1075 | .320 | 1008 | 1386 | .727 | 775 | 1975 | 2750 | 1262 | 1405 | 4 | 527 | 1008 | 471 | 6180 | 93.6 |
| PHIL. | 66 | 2471 | 5516 | .448 | 349 | 963 | .362 | 889 | 1198 | .742 | 704 | 2144 | 2848 | 1453 | 1117 | 7 | 526 | 738 | 340 | 6180 | 93.6 |
| N.J. | 66 | 2262 | 5320 | .425 | 507 | 1481 | .342 | 1113 | 1453 | .777 | 783 | 1879 | 2662 | 1311 | 1268 | 4 | 493 | 995 | 280 | 6144 | 93.1 |
| CLEV. | 66 | 2261 | 5360 | .422 | 440 | 1273 | .346 | 1178 | 1645 | .716 | 841 | 1949 | 2790 | 1308 | 1357 | 6 | 466 | 1017 | 262 | 6140 | 93.0 |
| BOS. | 66 | 2341 | 5086 | .460 | 363 | 988 | .367 | 1017 | 1308 | .778 | 509 | 2051 | 2560 | 1557 | 1315 | 9 | 498 | 979 | 362 | 6062 | 91.8 |
| DET. | 66 | 2291 | 5232 | .438 | 317 | 916 | .346 | 1098 | 1461 | .752 | 775 | 1882 | 2657 | 1232 | 1293 | 7 | 460 | 1033 | 278 | 5997 | 90.9 |
| TOR. | 66 | 2268 | 5154 | .440 | 365 | 1075 | .340 | 1085 | 1410 | .770 | 697 | 2074 | 2771 | 1382 | 1532 | 12 | 429 | 1001 | 321 | 5986 | 90.7 |
| N.O. | 66 | 2300 | 5103 | .451 | 259 | 777 | .333 | 1057 | 1397 | .757 | 724 | 1991 | 2715 | 1368 | 1324 | 7 | 488 | 1024 | 316 | 5916 | 89.6 |
| CHA. | 66 | 2193 | 5293 | .414 | 263 | 892 | .295 | 1090 | 1462 | .746 | 677 | 1894 | 2571 | 1326 | 1249 | 5 | 397 | 957 | 361 | 5739 | 87.0 |

2011-12 OPPONENTS STATISTICS

| TEAM | FG | FGA | AVG | 3FG | 3FGA | PCT | FT | FTA | AVG | OR | DR | TR | AST | PF | DQ | STL | TO | BLK | PTS | AVG | DIFF |
|-------|------|------|------|-----|------|------|------|------|------|-----|------|------|------|------|----|-----|------|-----|------|-------|-------|
| CHI. | 2284 | 5420 | .421 | 305 | 939 | .325 | 946 | 1279 | .740 | 750 | 1889 | 2639 | 1245 | 1166 | 3 | 490 | 876 | 343 | 5819 | 88.2 | +8.2 |
| BOS. | 2207 | 5262 | .419 | 344 | 1117 | .308 | 1138 | 1498 | .760 | 781 | 2070 | 2851 | 1233 | 1217 | 7 | 515 | 1035 | 304 | 5896 | 89.3 | +2.5 |
| PHIL. | 2263 | 5302 | .427 | 357 | 1070 | .334 | 1017 | 1352 | .752 | 706 | 2181 | 2887 | 1293 | 1070 | 3 | 391 | 918 | 316 | 5900 | 89.4 | +4.2 |
| MIAMI | 2285 | 5267 | .434 | 479 | 1318 | .363 | 1056 | 1457 | .725 | 727 | 1897 | 2624 | 1297 | 1356 | 9 | 549 | 1107 | 280 | 6105 | 92.5 | +6.0 |
| MEM. | 2218 | 5132 | .444 | 417 | 1209 | .345 | 1163 | 1522 | .763 | 729 | 1954 | 2683 | 1274 | 1275 | 8 | 518 | 1130 | 363 | 6136 | 93.4 | +2.0 |
| ATL. | 2380 | 5366 | .444 | 391 | 1137 | .344 | 997 | 1324 | .753 | 712 | 2079 | 2791 | 1354 | 1263 | 11 | 494 | 999 | 313 | 6148 | 93.2 | +3.4 |
| ORL. | 2372 | 5287 | .449 | 414 | 1192 | .347 | 1005 | 1302 | .772 | 667 | 2061 | 2728 | 1350 | 1308 | 9 | 495 | 867 | 273 | 6163 | 93.4 | +0.8 |
| N.O. | 2305 | 5188 | .444 | 425 | 1342 | .317 | 1129 | 1487 | .759 | 731 | 1910 | 2641 | 1379 | 1235 | 4 | 523 | 915 | 380 | 6164 | 93.4 | -3.8 |
| TOR. | 2234 | 5130 | .435 | 401 | 1224 | .328 | 1335 | 1795 | .744 | 677 | 1997 | 2674 | 1327 | 1214 | 7 | 478 | 870 | 322 | 6204 | 94.0 | -3.3 |
| IND. | 2305 | 5304 | .435 | 442 | 1259 | .351 | 1179 | 1617 | .729 | 794 | 1998 | 2792 | 1292 | 1428 | 8 | 433 | 985 | 398 | 6231 | 94.4 | +3.3 |
| N.Y. | 2316 | 5238 | .442 | 444 | 1238 | .359 | 1171 | 1590 | .736 | 717 | 2045 | 2762 | 1248 | 1437 | 9 | 536 | 1125 | 334 | 6247 | 94.7 | +3.2 |
| DALL. | 2347 | 5390 | .435 | 473 | 1368 | .346 | 1092 | 1456 | .750 | 726 | 2173 | 2899 | 1351 | 1213 | 3 | 561 | 971 | 265 | 6259 | 94.8 | +1.0 |
| L.A.C | 2279 | 5098 | .447 | 460 | 1261 | .365 | 1251 | 1678 | .746 | 712 | 1914 | 2626 | 1368 | 1401 | 8 | 396 | 966 | 296 | 6269 | 95.0 | +2.6 |
| DET. | 2378 | 5147 | .462 | 395 | 1114 | .355 | 1162 | 1518 | .765 | 703 | 1985 | 2688 | 1485 | 1283 | 3 | 583 | 959 | 348 | 6313 | 95.7 | +4.8 |
| L.A.L | 2492 | 5703 | .437 | 443 | 1274 | .348 | 901 | 1215 | .742 | 758 | 1946 | 2704 | 1446 | 1332 | 3 | 556 | 745 | 302 | 6328 | 95.9 | +1.4 |
| S.A. | 2512 | 5560 | .452 | 412 | 1166 | .353 | 932 | 1213 | .756 | 680 | 2039 | 2719 | 1291 | 1244 | 3 | 489 | 906 | 330 | 6388 | 96.5 | +7.2 |
| OKC. | 2405 | 5629 | .427 | 421 | 1231 | .342 | 1167 | 1519 | .768 | 835 | 1889 | 2724 | 1312 | 1322 | 6 | 542 | 937 | 321 | 6398 | 96.9 | +6.1 |
| PORT. | 2476 | 5349 | .463 | 442 | 1217 | .363 | 1062 | 1421 | .747 | 730 | 2062 | 2792 | 1392 | 1306 | 9 | 499 | 982 | 314 | 6456 | 97.8 | -0.6 |
| HOU. | 2474 | 5427 | .456 | 369 | 1136 | .325 | 1142 | 1490 | .766 | 729 | 2028 | 2757 | 1321 | 1215 | 4 | 495 | 972 | 340 | 6459 | 97.9 | +0.2 |
| WASH. | 2422 | 5352 | .453 | 426 | 1216 | .350 | 1227 | 1618 | .758 | 811 | 2062 | 2873 | 1420 | 1231 | 3 | 520 | 1004 | 300 | 6497 | 98.4 | -4.8 |
| PHOE. | 2505 | 5510 | .455 | 398 | 1131 | .352 | 1100 | 1444 | .762 | 802 | 2064 | 2866 | 1416 | 1293 | 3 | 526 | 929 | 288 | 6508 | 98.6 | -0.2 |
| MILW. | 2449 | 5458 | .449 | 438 | 1247 | .351 | 1181 | 1535 | .769 | 815 | 2158 | 2991 | 1433 | 1278 | 5 | 459 | 1049 | 297 | 6517 | 98.7 | +0.6 |
| UTAH | 2403 | 5145 | .453 | 428 | 1259 | .340 | 1302 | 1721 | .754 | 728 | 1988 | 2716 | 1355 | 1366 | 5 | 494 | 968 | 375 | 6536 | 99.0 | +0.6 |
| N.J. | 2501 | 5294 | .472 | 431 | 1151 | .374 | 1106 | 1494 | .740 | 780 | 2032 | 2812 | 1539 | 1274 | 9 | 525 | 943 | 330 | 6539 | 99.1 | -6.0 |
| MINN. | 2572 | 5656 | .455 | 406 | 1195 | .340 | 1059 | 1402 | .755 | 771 | 2096 | 2867 | 1422 | 1435 | 9 | 549 | 875 | 377 | 6599 | 100.1 | -2.2 |
| CLEV. | 2536 | 5431 | .467 | 448 | 1236 | .362 | 1095 | 1464 | .748 | 752 | 2073 | 2825 | 1527 | 1381 | 9 | 524 | 917 | 409 | 6615 | 100.2 | -7.2 |
| CHA. | 2568 | 5411 | .475 | 406 | 1142 | .356 | 1115 | 1486 | .750 | 778 | 2193 | 2971 | 1537 | 1341 | 5 | 499 | 890 | 378 | 6657 | 100.9 | -13.9 |
| G.S. | 2461 | 5431 | .453 | 468 | 1281 | .365 | 1288 | 1725 | .747 | 869 | 2157 | 3026 | 1527 | 1095 | 2 | 499 | 978 | 328 | 6678 | 101.2 | -3.4 |
| DEN. | 2541 | 5569 | .456 | 571 | 1489 | .383 | 1029 | 1356 | .759 | 730 | 1928 | 2658 | 1528 | 1452 | 9 | 524 | 1028 | 439 | 6682 | 101.2 | +2.9 |
| SAC. | 2668 | 5609 | .476 | 439 | 1236 | .355 | 1118 | 1468 | .762 | 815 | 2154 | 2969 | 1571 | 1313 | 8 | 518 | 1014 | 423 | 6893 | 104.4 | -5.7 |

2011-12 AVERAGES/TOTALS

| TEAM | FG | FGA | AVG | 3FG | 3FGA | PCT | FT | FTA | AVG | OR | DR | TR | AST | PF | DQ | STL | TO | BLK | PTS | AVG | DIFF |
|-------|-------|--------|------|-------|-------|------|-------|-------|------|-------|-------|-------|-------|-------|-----|-------|-------|-------|--------|------|------|
| Avg | 2407 | 5374 | .448 | 423 | 1213 | .349 | 1116 | 1482 | .752 | 750 | 2033 | 2784 | 1384 | 1291 | 6 | 507 | 962 | 336 | 6353 | 96.3 | — |
| TOTAL | 72218 | 161225 | | 12693 | 36395 | | 33465 | 44472 | | 22513 | 61002 | 83515 | 41533 | 38474 | 184 | 15200 | 28860 | 10086 | 190594 | | |

EASTERN CONFERENCE

2011-12 LEAGUE LEADERS

| SCORING AVERAGE | G | FG | FT | PTS | AVG |
|-------------------|----|-----|-----|------|------|
| Durant, OKC. | 66 | 643 | 431 | 1850 | 28.0 |
| Bryant, LA-L | 58 | 574 | 381 | 1616 | 27.9 |
| James, Mia. | 62 | 621 | 387 | 1683 | 27.1 |
| Love, Min. | 55 | 474 | 379 | 1432 | 26.0 |
| Westbrook, OKC. | 66 | 578 | 340 | 1558 | 23.6 |
| Anthony, N.Y. | 55 | 441 | 295 | 1245 | 22.6 |
| Aldridge, Por. | 55 | 483 | 223 | 1191 | 21.7 |
| Nowitzki, Dal. | 62 | 473 | 318 | 1342 | 21.6 |
| D. Williams, N.J. | 55 | 391 | 257 | 1154 | 21.0 |
| Griffin, LA-C | 66 | 561 | 244 | 1368 | 20.7 |

| | | | | | |
|-------------------------|-----------|------------|------------|-------------|-------------|
| Ellis, G.S.-Mil. | 58 | 450 | 219 | 1181 | 20.4 |
|-------------------------|-----------|------------|------------|-------------|-------------|

| | | | | | |
|-----------------|----|-----|-----|------|------|
| Lee, G.S. | 57 | 464 | 219 | 1147 | 20.1 |
| Paul, LA-C | 60 | 425 | 260 | 1189 | 19.8 |
| Pierce, Bos. | 61 | 394 | 293 | 1181 | 19.4 |
| Jefferson, Utah | 61 | 516 | 137 | 1170 | 19.2 |

| | | | | | |
|-----------------------|-----------|------------|------------|-------------|-------------|
| Jennings, Mil. | 66 | 469 | 193 | 1260 | 19.1 |
|-----------------------|-----------|------------|------------|-------------|-------------|

| | | | | | |
|------------------|----|-----|-----|------|------|
| Gay, Mem. | 65 | 485 | 208 | 1232 | 19.0 |
| J. Johnson, Atl. | 60 | 423 | 158 | 1129 | 18.8 |
| Smith, Atl. | 66 | 504 | 203 | 1239 | 18.8 |
| Bynum, LA-L | 60 | 444 | 234 | 1123 | 18.7 |

| REBOUNDS PER GAME | G | OFF | DEF | TOT | AVG |
|-----------------------|-----------|------------|------------|------------|------------|
| Howard, Ori. | 54 | 200 | 585 | 785 | 14.5 |
| Love, Min. | 55 | 226 | 508 | 734 | 13.3 |
| Bynum, LA-L | 60 | 192 | 517 | 709 | 11.8 |
| Cousins, Sac. | 64 | 265 | 438 | 703 | 11.0 |
| Humphries, N.J. | 62 | 233 | 448 | 681 | 11.0 |
| Griffin, LA-C | 66 | 218 | 499 | 717 | 10.9 |
| Gasol, LA-L | 65 | 183 | 495 | 678 | 10.4 |
| Gortat, Pho. | 66 | 185 | 474 | 659 | 10.0 |
| Chandler, N.Y. | 62 | 212 | 400 | 612 | 9.9 |
| Noah, Chi. | 64 | 242 | 387 | 629 | 9.8 |
| Monroe, Det. | 66 | 239 | 398 | 637 | 9.7 |
| Jefferson, Utah | 61 | 133 | 452 | 585 | 9.6 |
| Smith, Atl. | 66 | 136 | 496 | 632 | 9.6 |
| Lee, G.S. | 57 | 171 | 374 | 545 | 9.6 |
| Camby, Por.-Hou. | 59 | 157 | 373 | 530 | 9.0 |
| Duncan, S.A. | 58 | 110 | 410 | 520 | 9.0 |
| Gasol, Mem. | 65 | 120 | 459 | 579 | 8.9 |
| Ilyasova, Mil. | 60 | 196 | 333 | 529 | 8.8 |
| Hibbert, Ind. | 65 | 213 | 359 | 572 | 8.8 |
| Millsap, Utah | 64 | 180 | 383 | 563 | 8.8 |

| ASSISTS PER GAME | G | AST | AVG |
|-------------------------|-----------|------------|------------|
| Rondo, Bos. | 53 | 620 | 11.7 |
| Nash, Pho. | 62 | 664 | 10.7 |
| Paul, LA-C | 60 | 543 | 9.1 |
| Calderon, Tor. | 53 | 468 | 8.8 |
| D. Williams, N.J. | 55 | 481 | 8.7 |
| Rubio, Min. | 41 | 336 | 8.2 |
| Wall, Was. | 66 | 530 | 8.0 |
| Parker, S.A. | 60 | 463 | 7.7 |
| Miller, Den. | 66 | 441 | 6.7 |
| Lawson, Den. | 61 | 401 | 6.6 |
| Conley, Mem. | 62 | 404 | 6.5 |
| Felton, Por. | 60 | 390 | 6.5 |
| James, Mia. | 62 | 387 | 6.2 |
| Ellis, G.S.-Mil. | 58 | 346 | 6.0 |
| Nelson, Ori. | 57 | 325 | 5.7 |
| Sessions, Cle.-LA-L | 64 | 354 | 5.5 |
| Jennings, Mil. | 66 | 365 | 5.5 |
| Westbrook, OKC. | 66 | 362 | 5.5 |
| Iguodala, Phi. | 62 | 339 | 5.5 |
| Vasquez, N.O. | 66 | 359 | 5.4 |

| FIELD GOAL PCT. | FG | FGA | PCT |
|------------------|-----|------|------|
| Chandler, N.Y. | 241 | 355 | .679 |
| Howard, Ori. | 416 | 726 | .573 |
| Pekovic, Min. | 256 | 454 | .564 |
| Bynum, LA-L | 444 | 796 | .558 |
| McGee, Was.-Den. | 307 | 552 | .556 |
| Gortat, Pho. | 427 | 769 | .555 |
| Griffin, LA-C | 561 | 1022 | .549 |
| Ibaka, OKC. | 262 | 490 | .535 |
| Blair, S.A. | 269 | 504 | .534 |
| Boozer, Chi. | 448 | 842 | .532 |

| 3-PT FIELD GOAL PCT. | 3FG | 3GA | PCT |
|-----------------------|-----------|------------|-------------|
| Novak, N.Y. | 133 | 282 | .472 |
| Ilyasova, Mil. | 51 | 112 | .455 |
| Curry, G.S. | 55 | 121 | .455 |
| Allen, Bos. | 106 | 234 | .453 |
| Miller, Mia. | 53 | 117 | .453 |
| Rush, G.S. | 99 | 219 | .452 |
| Green, Atl. | 50 | 113 | .442 |
| Farmer, N.J. | 55 | 125 | .440 |
| Green, S.A. | 102 | 234 | .436 |
| Korver, Chi. | 118 | 271 | .435 |

| FREE THROW PCT. | FT | FTA | PCT |
|-----------------|-----|-----|------|
| Crawford, Por. | 191 | 206 | .927 |
| Redick, Ori. | 143 | 157 | .911 |
| Nowitzki, Dal. | 318 | 355 | .896 |
| Nash, Pho. | 127 | 142 | .894 |
| Martin, Hou. | 160 | 179 | .894 |
| Ridnour, Min. | 106 | 119 | .891 |
| Anderson, Ori. | 150 | 171 | .877 |
| Augustin, Cha. | 105 | 120 | .875 |
| Granger, Ind. | 254 | 291 | .873 |
| Bargnani, Tor. | 151 | 173 | .873 |

| STEALS PER GAME | G | STL | AVG |
|-----------------|----|-----|------|
| Paul, LA-C | 60 | 152 | 2.53 |
| Conley, Mem. | 62 | 136 | 2.19 |
| James, Mia. | 62 | 115 | 1.85 |
| Millsap, Utah | 64 | 118 | 1.84 |
| Allen, Mem. | 58 | 104 | 1.79 |
| Iguodala, Phi. | 62 | 107 | 1.73 |
| Shumpert, N.Y. | 59 | 101 | 1.71 |
| Westbrook, OKC. | 66 | 112 | 1.70 |
| George, Ind. | 66 | 108 | 1.64 |
| Teague, Atl. | 66 | 106 | 1.61 |

| BLOCKS PER GAME | G | BLK | AVG |
|------------------|----|-----|------|
| Ibaka, OKC. | 66 | 241 | 3.65 |
| McGee, Was.-Den. | 61 | 132 | 2.16 |
| Howard, Ori. | 54 | 116 | 2.15 |
| Jordan, LA-C | 66 | 135 | 2.05 |
| Hibbert, Ind. | 65 | 128 | 1.97 |
| Bynum, LA-L | 60 | 116 | 1.93 |
| Gasol, Mem. | 65 | 121 | 1.86 |
| Biyombo, Cha. | 63 | 115 | 1.83 |
| Smith, Atl. | 66 | 115 | 1.74 |
| Dalembert, Hou. | 65 | 111 | 1.71 |

| MINUTES PER GAME | G | MIN | AVG |
|------------------|----|------|------|
| Deng, Chi. | 54 | 2129 | 39.4 |
| Love, Min. | 55 | 2145 | 39.0 |
| Durant, OKC. | 66 | 2546 | 38.6 |
| Bryant, LA-L | 58 | 2232 | 38.5 |
| Howard, Ori. | 54 | 2070 | 38.3 |
| James, Mia. | 62 | 2326 | 37.5 |
| Gasol, LA-L | 65 | 2430 | 37.4 |
| Gay, Mem. | 65 | 2422 | 37.3 |
| Lee, G.S. | 57 | 2121 | 37.2 |
| Rondo, Bos. | 53 | 1957 | 36.9 |

GENERAL
INFO

FRONT
OFFICE

PLAYERS

2011-12
SEASON

STATS &
RECORDS

HISTORY


NBA

OPPONENTS

MEDIA

NBA PLAYOFF FORMAT & TIE-BREAKERS

2012 NBA PLAYOFF STRUCTURE



How teams are seeded:

Each conference sends eight teams to the NBA playoffs. The first four seeds in each conference are awarded to the three division winners and the team with the next-best regular season record. These four teams are seeded in order of regular season records. The four remaining spots are awarded according to record to the remaining four best non-division-winning teams.

Home court advantage for each series is awarded to the team with the best regular-season record. All rounds are best-of-seven series. Each series will follow a 2-2-1-1-1 home/road format except for the NBA Finals, which will follow a 2-3-2 home/road format.

TIE-BREAKING PROCEDURES

The NBA will look at the following factors (in order) if two teams tie for a playoff spot ...

1. Head-to-head results
2. If #1 is a tie: Winning percentage within the division (but only if tied teams are from the same division)
3. If #2 is a tie or does not apply: Winning percentage within the conference
4. If #3 is a tie: Winning percentage against playoff teams in own conference
5. If #4 is a tie: Winning percentage against playoff teams in opposite conference
6. If #5 is a tie: Point differential between offense and defense

The NBA will look at the following factors (in order) if multiple teams tie for a playoff spot ...

1. Winning percentage among all teams tied
2. If #1 is a tie: Winning percentage within the division (but only if tied teams are from the same division)
3. If #2 is a tie or does not apply: Winning percentage within the conference
4. If #3 is a tie: Winning percentage against playoff teams in own conference
5. If #4 is a tie: Point differential between offense and defense

Also ...

1. Any ties involving the championship of a division are resolved first.
2. If a multiple-team tie is reduced to a two-team tie at any point using the above criteria, the two-team tie will be resolved in accordance with the existing two-team tie procedure.
3. In 1991, the NBA Board of Governors instituted a change involving ties between teams in different conferences, such as what occurred in 1990 between Detroit and Portland. The first tiebreaker will still be head-to-head results, but the second tie-breaker will be the record of the Eastern Conference club against all West teams versus the record of the Western Conference club against all East teams.

Magic Number

The magic number is used to determine how close a front-running team is to securing a playoff spot. It is the total of additional wins by the front-running team, plus additional losses by the rival team, after which it is mathematically impossible for the rival team to secure a playoff spot.

For example, if Team A is leading Team B by two games with seven games remaining in the season, the magic number would be six. This is true because:

1. Six wins by Team A, regardless of how Team B performs, will secure a playoff spot for Team A.
2. Six losses by Team B, regardless of how Team A performs, will secure a playoff spot for Team A.
3. Any combination wins by Team A and losses by Team B that totals six will result in a playoff spot for Team A.

To calculate the magic number, use the following formula:

$$\text{Magic Number} = G + 1 - W_a - L_b$$

G = total games in the season

W_a = total wins by front-running team

L_b = total losses by rival team



MILWAUKEE BUCKS OPPONENTS



ATLANTA HAWKS

Centennial Tower
101 Marietta St., Suite 1900
Atlanta, GA 30303
(404) 878-3800
Hawks.com



Head Coach:
LARRY DREW

DIRECTORY

Managing Partners Bruce Levenson, Michael Gearon
President, Atlanta Hawks and Philips Arena Bob Williams
President of Basketball Operations and General Manager Danny Ferry
Assistant General Managers Wes Wilcox, Dave Pendergraft, Scott Wilkinson
Head Coach Larry Drew
Assistant Coaches Lester Conner, Bob Bender, Kenny Atkinson, Bob Weiss
Assistant Coach/Player Performance Pete Radulovic
Athletic Trainer Wally Blase
Director of Media Relations Jon Steinberg
Senior Manager of Media Relations Jason Roose

2012-13 MATCHUPS

| Date | Location | Time (CT) | Final |
|----------|-----------|-----------|-------|
| 02/23/13 | Milwaukee | 7:30 p.m. | _____ |
| 03/20/13 | Atlanta | 6:30 p.m. | _____ |
| 03/24/13 | Milwaukee | 2:00 p.m. | _____ |
| 04/12/13 | Atlanta | 6:30 p.m. | _____ |

2011-12 RESULTS

| Date | Location | Result | Final |
|----------|--------------|--------|---------|
| 01/23/12 | at Milwaukee | L | 92-97 |
| 03/02/12 | at Atlanta | L | 94-99 |
| 03/27/12 | at Milwaukee | W | 108-101 |

BUCKS vs. HAWKS

| Season | Home | Road | Total |
|---------------|------------------------|------------------------|------------------------|
| 1968-69 | 2-1 | 0-3 | 2-4 |
| 1969-70 | 1-2 | 2-1 | 3-3 |
| 1970-71 | 1-1 | 3-0 | 4-1 |
| 1971-72 | 2-1 | 1-1 | 3-2 |
| 1972-73 | 2-0 | 1-1 | 3-1 |
| 1973-74 | 2-0 | 1-1 | 3-1 |
| 1974-75 | 1-1 | 1-1 | 2-2 |
| 1975-76 | 1-1 | 1-1 | 2-2 |
| 1976-77 | 2-0 | 0-2 | 2-2 |
| 1977-78 | 1-1 | 1-1 | 2-2 |
| 1978-79 | 0-1 | 0-2 | 0-3 |
| 1979-80 | 1-0 | 0-1 | 1-1 |
| 1980-81 | 3-0 | 2-1 | 5-1 |
| 1981-82 | 2-1 | 1-2 | 3-3 |
| 1982-83 | 2-0 | 2-1 | 4-1 |
| 1983-84 | 2-1 | 1-2 | 3-3 |
| 1984-85 | 2-1 | 2-1 | 4-2 |
| 1985-86 | 3-0 | 0-3 | 3-3 |
| 1986-87 | 3-0 | 0-3 | 3-3 |
| 1987-88 | 2-1 | 1-2 | 3-3 |
| 1988-89 | 0-3 | 0-3 | 0-6 |
| 1989-90 | 2-0 | 0-3 | 2-3 |
| 1990-91 | 2-1 | 1-1 | 3-2 |
| 1991-92 | 1-1 | 0-2 | 1-3 |
| 1992-93 | 0-2 | 2-1 | 2-3 |
| 1993-94 | 0-3 | 0-2 | 0-5 |
| 1994-95 | 2-0 | 1-1 | 3-1 |
| 1995-96 | 2-0 | 0-2 | 2-2 |
| 1996-97 | 0-2 | 0-2 | 0-4 |
| 1997-98 | 1-1 | 0-2 | 1-3 |
| 1998-99 | 1-0 | 1-1 | 2-1 |
| 1999-00 | 2-0 | 2-0 | 4-0 |
| 2000-01 | 2-0 | 1-1 | 3-1 |
| 2001-02 | 2-0 | 1-1 | 3-1 |
| 2002-03 | 2-0 | 0-2 | 2-2 |
| 2003-04 | 1-1 | 1-1 | 2-2 |
| 2004-05 | 2-0 | 0-1 | 2-1 |
| 2005-06 | 1-1 | 2-0 | 3-1 |
| 2006-07 | 1-0 | 1-1 | 2-1 |
| 2007-08 | 2-0 | 0-2 | 2-2 |
| 2008-09 | 1-1 | 0-2 | 1-3 |
| 2009-10 | 1-1 | 0-1 | 1-2 |
| 2010-11 | 1-1 | 1-1 | 2-2 |
| 2011-12 | 1-1 | 0-1 | 1-2 |
| TOTALS | 65-32 (.670) | 34-64 (.347) | 99-96 (.510) |

SERIES INFO

2011-12 SEASON:

Regular Season 40-26 (2nd, Southeast Division)
Playoffs Lost to Boston (2-4)

HISTORY:

All-Time NBA Record 2,460-2,518 (.494)
NBA Titles 1 (1958)

TIMELINE:

Founded in 1949-50 Tri-Cities Blackhawks
1951-52 Milwaukee Hawks
1955-56 St. Louis Hawks
1968-69 Atlanta Hawks

TEAM INFO:

Team Colors Red, White and Blue
Home Court Philips Arena (18,371)

BUCKS vs. HAWKS - SERIES INFO:

Current Streak Won 1 ... 03/27/12
Current Home Streak Won 1 ... 03/27/12
Current Road Streak Lost 2 ... 03/15/11- 03/02/12

Largest Winning Margin 36 - at Atlanta, 02/14/71 (124-88)
Largest Losing Margin 39 - at Atlanta, 01/15/87 (91-130)

Last Home Win 03/27/12 (108-101)
Last Road Win 11/10/10 (108-91)
Last Home Loss 01/23/12 (92-97)
Last Road Loss 03/02/12 (94-99)

BOSTON CELTICS

226 Causeway St., 4th Floor
Boston, MA 02114
(617) 854-8000
Celtics.com



GENERAL
INFO

FRONT
OFFICE

PLAYERS

2011-12
SEASON

STATS &
RECORDS

HISTORY

NBA

OPPONENTS

MEDIA



Head Coach:
GLENN "DOC" RIVERS

DIRECTORY

Managing Partner, Governor & CEO Wyc Grousbeck
President Rich Gotham
President of Basketball Operations Danny Ainge
Head Coach Glenn "Doc" Rivers
Assistant Coaches Armond Hill, Kevin Eastman, Mike Longabardi
..... Tyrone Lue, Jamie Young
Athletic Trainer Ed Lacerte
Vice President Media Relations/Alumni Relations Jeff Twiss
Senior Director of Public Relations Heather Walker
Media Services Coordinator Brian Olive

2012-13 MATCHUPS

| Date | Location | Time (CT) | Final |
|----------|-----------|-----------|-------|
| 11/02/12 | Boston | 6:30 p.m. | _____ |
| 11/10/12 | Milwaukee | 7:30 p.m. | _____ |
| 12/01/12 | Milwaukee | 7:30 p.m. | _____ |
| 12/21/12 | Boston | 6:30 p.m. | _____ |

2011-12 RESULTS

| Date | Location | Result | Final |
|----------|--------------|--------|--------|
| 02/29/12 | at Boston | L | 96-102 |
| 03/22/12 | at Milwaukee | L | 91-100 |
| 04/26/12 | at Boston | L | 74-87 |

BUCKS vs. CELTICS

| Season | Home | Road | Total |
|---------------|------------------------|------------------------|------------------------|
| 1968-69 | 1-2 | 0-3 | 1-5 |
| 1969-70 | 3-1 | 3-0 | 6-1 |
| 1970-71 | 2-0 | 3-0 | 5-0 |
| 1971-72 | 2-1 | 1-1 | 3-2 |
| 1972-73 | 1-1 | 1-1 | 2-2 |
| 1973-74 | 1-1 | 1-1 | 2-2 |
| 1974-75 | 0-2 | 0-2 | 0-4 |
| 1975-76 | 1-1 | 1-1 | 2-2 |
| 1976-77 | 1-1 | 0-2 | 1-3 |
| 1977-78 | 0-2 | 1-1 | 1-3 |
| 1978-79 | 2-0 | 1-1 | 3-1 |
| 1979-80 | 0-1 | 0-1 | 0-2 |
| 1980-81 | 2-1 | 1-2 | 3-3 |
| 1981-82 | 3-0 | 0-3 | 3-3 |
| 1982-83 | 2-1 | 1-2 | 3-3 |
| 1983-84 | 1-2 | 0-3 | 1-5 |
| 1984-85 | 2-0 | 2-1 | 4-1 |
| 1985-86 | 0-3 | 0-2 | 0-5 |
| 1986-87 | 3-0 | 0-3 | 3-3 |
| 1987-88 | 3-0 | 0-3 | 3-3 |
| 1988-89 | 2-0 | 0-2 | 2-2 |
| 1989-90 | 1-1 | 1-1 | 2-2 |
| 1990-91 | 2-0 | 0-2 | 2-2 |
| 1991-92 | 2-0 | 0-2 | 2-2 |
| 1992-93 | 1-1 | 1-1 | 2-2 |
| 1993-94 | 1-1 | 0-2 | 1-3 |
| 1994-95 | 2-0 | 1-1 | 3-1 |
| 1995-96 | 0-2 | 1-1 | 1-3 |
| 1996-97 | 2-0 | 1-1 | 3-1 |
| 1997-98 | 1-1 | 1-1 | 2-2 |
| 1998-99 | 1-0 | 2-0 | 3-0 |
| 1999-00 | 1-0 | 1-1 | 2-1 |
| 2000-01 | 2-0 | 1-1 | 3-1 |
| 2001-02 | 2-0 | 1-1 | 3-1 |
| 2002-03 | 1-1 | 1-0 | 2-1 |
| 2003-04 | 2-0 | 1-1 | 3-1 |
| 2004-05 | 1-1 | 0-2 | 1-3 |
| 2005-06 | 1-0 | 2-0 | 3-0 |
| 2006-07 | 1-1 | 1-1 | 2-2 |
| 2007-08 | 0-2 | 0-2 | 0-4 |
| 2008-09 | 1-1 | 0-1 | 1-2 |
| 2009-10 | 1-1 | 1-1 | 2-2 |
| 2010-11 | 0-1 | 0-2 | 0-3 |
| 2011-12 | 0-1 | 0-2 | 0-3 |
| TOTALS | 58-35 (.624) | 33-62 (.347) | 91-97 (.484) |

SERIES INFO

2011-12 SEASON:

Regular Season 39-27 (1st, Atlantic Division)
Playoffs Beat Atlanta (4-2)
..... Beat Philadelphia (4-3)
..... Lost to Miami (3-4)

HISTORY:

All-Time NBA Record 3,067-2,084 (.595)
NBA Titles 17 (1957, 1959-66, 1968-69, 1974,
1976, 1984, 1986, 2008)

TIMELINE:

Founded in 1946-47 Boston Celtics

TEAM INFO:

Team Colors Green, Gold, Beige, Brown,
White and Black
Home Court TD Garden (18,624)

BUCKS VS. CELTICS - SERIES INFO:

Current Streak Lost 6 ... 11/03/10 - 04/26/12
Current Home Streak Lost 3 ... 04/10/10 - 03/22/12
Current Road Streak Lost 4 ... 11/03/10 - 04/26/12

Largest Winning Margin 36 - at Milwaukee, 11/07/92 (124-88)
Largest Losing Margin 36 - at Boston, 02/26/88 (96-132)

Last Home Win 03/09/10 (86-84)
Last Road Win 04/14/10 (106-95)
Last Home Loss 03/22/12 (91-100)
Last Road Loss 04/26/12 (74-87)



BROOKLYN NETS

15 MetroTech Center, 11th Floor
Brooklyn, NY 11201
(718) 933-3000
BrooklynNets.com



Head Coach:
AVERY JOHNSON

DIRECTORY

| | |
|---------------------------------------|--|
| Principal Owner | Mikhail Prokhorov |
| Chairman of the Board of Directors | Christophe Charlier |
| CEO Brooklyn Nets, Barclays Center | Brett D. Yorlmark |
| General Manager | Billy King |
| Assistant General Manager | Bobby Marks |
| Head Coach | Avery Johnson |
| Assistant Coaches | P.J. Carlesimo, Mario Elie, Popeye Jones, Doug Overton |
| Player Development/Video Coordinator | Patrick Spurgin |
| Athletic Trainer | Tim Walsh |
| Vice President, Public Relations | Gary Sussman |
| Senior Vice President, Communications | Barry Baum |
| Senior Director, Public Relations | Aaron Harris |
| Manager, Public Relations | Patrick Rees |
| Manager, Communications | Mandy Gutmann |

2012-13 MATCHUPS

| Date | Location | Time (CT) | Final |
|----------|-----------|-----------|-------|
| 12/09/12 | Brooklyn | 5:00 p.m. | _____ |
| 12/26/12 | Milwaukee | 7:00 p.m. | _____ |
| 02/19/13 | Brooklyn | 6:30 p.m. | _____ |
| 02/20/13 | Milwaukee | 7:00 p.m. | _____ |

2011-12 RESULTS

| Date | Location | Result | Final |
|----------|---------------|--------|--------|
| 02/19/12 | at New Jersey | W | 92-85 |
| 03/12/12 | at New Jersey | W | 105-99 |
| 04/21/12 | at Milwaukee | W | 106-95 |

BUCKS vs. NETS

| Season | Home | Road | Total |
|---------------|------------------------|------------------------|------------------------|
| 1976-77 | 1-1 | 2-0 | 3-1 |
| 1977-78 | 2-0 | 1-1 | 3-1 |
| 1978-79 | 2-0 | 0-2 | 2-2 |
| 1979-80 | 0-1 | 1-0 | 1-1 |
| 1980-81 | 3-0 | 2-1 | 5-1 |
| 1981-82 | 1-1 | 3-0 | 4-1 |
| 1982-83 | 2-1 | 1-1 | 3-2 |
| 1983-84 | 2-1 | 2-1 | 4-2 |
| 1984-85 | 3-0 | 0-3 | 3-3 |
| 1985-86 | 3-0 | 1-2 | 4-2 |
| 1986-87 | 3-0 | 1-2 | 4-2 |
| 1987-88 | 2-0 | 1-2 | 3-2 |
| 1988-89 | 2-1 | 2-0 | 4-1 |
| 1989-90 | 2-0 | 2-0 | 4-0 |
| 1990-91 | 2-0 | 0-2 | 2-2 |
| 1991-92 | 0-2 | 0-2 | 0-4 |
| 1992-93 | 0-2 | 0-2 | 0-4 |
| 1993-94 | 0-2 | 1-1 | 1-3 |
| 1994-95 | 2-0 | 0-2 | 2-2 |
| 1995-96 | 0-2 | 1-1 | 1-3 |
| 1996-97 | 2-0 | 0-1 | 2-1 |
| 1997-98 | 0-2 | 0-2 | 0-4 |
| 1998-99 | 1-0 | 1-1 | 2-1 |
| 1999-00 | 1-1 | 0-2 | 1-3 |
| 2000-01 | 2-0 | 2-0 | 4-0 |
| 2001-02 | 1-0 | 0-2 | 1-2 |
| 2002-03 | 1-1 | 1-1 | 2-2 |
| 2003-04 | 2-0 | 1-1 | 3-1 |
| 2004-05 | 2-0 | 0-1 | 2-1 |
| 2005-06 | 0-2 | 1-1 | 1-3 |
| 2006-07 | 1-0 | 0-2 | 1-2 |
| 2007-08 | 0-2 | 0-2 | 0-4 |
| 2008-09 | 1-1 | 1-1 | 2-2 |
| 2009-10 | 2-0 | 2-0 | 4-0 |
| 2010-11 | 2-0 | 1-0 | 3-0 |
| 2011-12 | 1-0 | 2-0 | 3-0 |
| TOTALS | 51-23 (.689) | 33-42 (.440) | 84-65 (.564) |

SERIES INFO

2011-12 SEASON:

| | |
|----------------|--------------------------------|
| Regular Season | 22-44 (5th, Atlantic Division) |
| Playoffs | Did Not Qualify |

HISTORY:

| | |
|---------------------|--------------------|
| All-Time NBA Record | 1,208-1,696 (.416) |
| NBA Titles | None |

TIMELINE:

| | |
|--------------------|----------------------|
| Founded in 1967-68 | New Jersey Americans |
| 1968-69 | New York Nets |
| 1976-77 | Entered NBA |
| 1977-78 | New Jersey Nets |
| 2012-13 | Brooklyn Nets |

TEAM INFO:

| | |
|-------------|--------------------------|
| Team Colors | Black and White |
| Home Court | Barclays Center (18,200) |

BUCKS VS. NETS - SERIES INFO:

| | |
|------------------------|--------------------------------------|
| Current Streak | Won 11 ... 03/30/09 - 04/21/12 |
| Current Home Streak | Won 5 ... 11/18/09 - 04/21/12 |
| Current Road Streak | Won 6 ... 3/30/09 - 03/12/12 |
| Largest Winning Margin | 41 - at Milwaukee, 02/14/89 (132-91) |
| Largest Losing Margin | 35 - at NJ, 04/23/94 (100-135) |
| Last Home Win | 04/21/12 (106-95) |
| Last Road Win | 03/12/12 (105-99) |
| Last Home Loss | 03/03/09 (95-99) |
| Last Road Loss | 02/03/09 (85-99) |

CHARLOTTE BOBCATS

333 E. Trade St.
Charlotte, NC 28202
(704) 688-8600
Bobcats.com



GENERAL
INFO

FRONT
OFFICE



Head Coach:
MIKE DUNLAP

PLAYERS

2011-12
SEASON

STATS &
RECORDS

HISTORY

NBA

OPPONENTS

MEDIA

DIRECTORY

| | |
|------------------------------------|---|
| Chairman | Michael Jordan |
| President & COO | Fred Whitfield |
| President of Basketball Operations | Rod Higgins |
| General Manager | Rich Cho |
| Head Coach | Mike Dunlap |
| Assistant Coaches | Rick Brunson, Dan Leibovitz, Stephen Silas, Brian Winters |
| Head Athletic Trainer | Steve Stricker |
| Vice President, Communications | B.J. Evans |
| Director, Communications | Josh Rosen |
| Coordinator, Communications | Jerome Hubbard |

2012-13 MATCHUPS

| Date | Location | Time (CT) | Final |
|----------|-----------|-----------|-------|
| 11/19/12 | Charlotte | 6:00 p.m. | _____ |
| 12/07/12 | Milwaukee | 7:30 p.m. | _____ |
| 04/01/13 | Milwaukee | 7:00 p.m. | _____ |
| 04/13/13 | Charlotte | 6:00 p.m. | _____ |

2011-12 RESULTS

| Date | Location | Result | Final |
|----------|--------------|--------|--------|
| 12/26/11 | at Charlotte | L | 95-96 |
| 03/23/12 | at Charlotte | W | 112-92 |
| 04/06/12 | at Milwaukee | W | 95-90 |

BUCKS vs. BOBCATS

| Season | Home | Road | Total |
|---------------|-----------------------|----------------------|-----------------------|
| 2004-05 | 2-0 | 2-0 | 4-0 |
| 2005-06 | 2-0 | 1-0 | 3-0 |
| 2006-07 | 1-1 | 1-1 | 2-2 |
| 2007-08 | 1-0 | 1-1 | 2-1 |
| 2008-09 | 2-0 | 1-1 | 3-1 |
| 2009-10 | 2-0 | 0-2 | 2-2 |
| 2010-11 | 2-0 | 0-1 | 2-1 |
| 2011-12 | 1-0 | 1-1 | 2-1 |
| TOTALS | 13-1 (.929) | 7-7 (.500) | 20-8 (.714) |

SERIES INFO

2011-12 SEASON:

| | |
|----------------|--------------------------------|
| Regular Season | 7-59 (5th, Southeast Division) |
| Playoffs | Did Not Qualify |

HISTORY:

| | |
|---------------------|----------------|
| All-Time NBA Record | 229-411 (.358) |
| NBA Titles | None |

TIMELINE:

| | |
|--------------------|-------------------|
| Founded in 2004-05 | Charlotte Bobcats |
|--------------------|-------------------|

TEAM INFO:

| | |
|-------------|----------------------------------|
| Team Colors | Bobcats Blue, White and Orange |
| Home Court | Time Warner Cable Arena (19,077) |

BUCKS vs. BOBCATS - SERIES INFO:

| | |
|------------------------|--------------------------------------|
| Current Streak | Won 2 ... 03/23/12 - 04/06/12 |
| Current Home Streak | Won 8 ... 12/22/07 - 04/06/12 |
| Current Road Streak | Won 1 ... 03/23/12 |
| Largest Winning Margin | 28 - at Milwaukee, 01/02/09 (103-75) |
| Largest Losing Margin | 21 - at Milwaukee, 04/14/07 (92-113) |
| Last Home Win | 04/06/12 (95-90) |
| Last Road Win | 03/23/12 (112-92) |
| Last Home Loss | 04/14/07 (92-113) |
| Last Road Loss | 12/26/11 (95-96) |



CHICAGO BULLS

1901 W. Madison St.
Chicago, IL 60612
(312) 455-4000
Bulls.com



Head Coach:
TOM THIBODEAU

DIRECTORY

| | |
|--|--|
| Chairman | Jerry Reinsdorf |
| President and Chief Operating Officer | Michael Reinsdorf |
| Executive Vice President-Basketball Operations | John Paxson |
| Executive Vice President-Business Operations | Steve Schanwald |
| General Manager | Gar Forman |
| Head Coach | Tom Thibodeau |
| Assistant Coaches | Ron Adams, Andy Greer, Adrian Griffin, Ed Pinckney, Mike Wilhelm |
| Special Assistant to General Manager | Randy Brown |
| Assistant General Manager | Brian Hagen |
| Head Athletic Trainer | Fred Tedeschi |
| Senior Director, Public & Media Relations | Tim Hallam |
| Director, Public & Media Relations | Sebrina Brewster |
| Manager Public & Media Relations | Matt Yob |
| Coordinator, Public & Media Relations | Shaun Hickombottom |

2012-13 MATCHUPS

| Date | Location | Time (CT) | Final |
|----------|-----------|-----------|-------|
| 11/24/12 | Milwaukee | 8:00 p.m. | _____ |
| 11/26/12 | Chicago | 7:00 p.m. | _____ |
| 01/09/13 | Chicago | 7:00 p.m. | _____ |
| 01/30/13 | Milwaukee | 7:00 p.m. | _____ |

2011-12 RESULTS

| Date | Location | Result | Final |
|----------|--------------|--------|---------|
| 01/27/12 | at Chicago | L | 100-107 |
| 02/04/12 | at Milwaukee | L | 90-113 |
| 02/22/12 | at Chicago | L | 91-110 |
| 03/07/12 | at Milwaukee | L | 104-106 |

BUCKS vs. BULLS

| Season | Home | Road | Total |
|---------------|------------------------|------------------------|--------------------------|
| 1968-69 | 0-3 | 1-2 | 1-5 |
| 1969-70 | 1-2 | 1-2 | 2-4 |
| 1970-71 | 3-0 | 2-1 | 5-1 |
| 1971-72 | 3-0 | 1-2 | 4-2 |
| 1972-73 | 3-0 | 1-2 | 4-2 |
| 1973-74 | 1-2 | 2-1 | 3-3 |
| 1974-75 | 3-1 | 2-2 | 5-3 |
| 1975-76 | 2-2 | 2-1 | 4-3 |
| 1976-77 | 1-1 | 0-2 | 1-3 |
| 1977-78 | 2-0 | 1-1 | 3-1 |
| 1978-79 | 2-0 | 1-1 | 3-1 |
| 1979-80 | 3-0 | 2-1 | 5-1 |
| 1980-81 | 2-1 | 1-2 | 3-3 |
| 1981-82 | 2-1 | 3-0 | 5-1 |
| 1982-83 | 2-1 | 3-0 | 5-1 |
| 1983-84 | 2-1 | 2-1 | 4-2 |
| 1984-85 | 3-0 | 0-3 | 3-3 |
| 1985-86 | 3-0 | 2-1 | 5-1 |
| 1986-87 | 1-2 | 1-2 | 2-4 |
| 1987-88 | 0-3 | 1-2 | 1-5 |
| 1988-89 | 0-3 | 0-3 | 0-6 |
| 1989-90 | 1-2 | 0-2 | 1-4 |
| 1990-91 | 1-1 | 0-3 | 2-3 |
| 1991-92 | 2-1 | 0-2 | 2-3 |
| 1992-93 | 1-1 | 0-3 | 1-4 |
| 1993-94 | 0-2 | 0-2 | 0-4 |
| 1994-95 | 3-0 | 1-1 | 4-1 |
| 1995-96 | 0-2 | 0-2 | 0-4 |
| 1996-97 | 0-2 | 0-2 | 0-4 |
| 1997-98 | 0-2 | 0-2 | 0-4 |
| 1998-99 | 2-0 | 1-1 | 3-1 |
| 1999-00 | 2-0 | 1-1 | 3-1 |
| 2000-01 | 2-0 | 2-0 | 4-0 |
| 2001-02 | 2-0 | 0-2 | 2-2 |
| 2002-03 | 2-0 | 0-2 | 2-2 |
| 2003-04 | 2-0 | 1-1 | 3-1 |
| 2004-05 | 2-0 | 0-2 | 2-2 |
| 2005-06 | 1-1 | 1-1 | 2-2 |
| 2006-07 | 0-2 | 0-2 | 0-4 |
| 2007-08 | 1-1 | 0-2 | 1-3 |
| 2008-09 | 1-1 | 0-2 | 1-3 |
| 2009-10 | 2-0 | 1-1 | 3-1 |
| 2010-11 | 0-2 | 0-2 | 0-4 |
| 2011-12 | 0-2 | 0-2 | 0-4 |
| TOTALS | 66-45 (.595) | 37-72 (.339) | 103-117 (.468) |

SERIES INFO

2011-12 SEASON:

| | |
|----------------|-------------------------------|
| Regular Season | 50-16 (1st, Central Division) |
| Playoffs | Lost to Philadelphia (2-4) |

HISTORY:

| | |
|---------------------|----------------------|
| All-Time NBA Record | 1,930-1,793 (.518) |
| NBA Titles | 6 (1991-93, 1996-98) |

TIMELINE:

| | |
|--------------------|---------------|
| Founded in 1966-67 | Chicago Bulls |
|--------------------|---------------|

TEAM INFO:

| | |
|-------------|------------------------|
| Team Colors | Red, White and Black |
| Home Court | United Center (20,917) |

BUCKS VS. BULLS - SERIES INFO:

| | |
|------------------------|--------------------------------------|
| Current Streak | Lost 8 ... 12/28/10 - 03/07/12 |
| Current Home Streak | Lost 4 ... 02/26/11 - 03/07/12 |
| Current Road Streak | Lost 4 ... 12/28/10 - 02/22/12 |
| Largest Winning Margin | 34 - at Milwaukee, 04/11/76 (111-77) |
| Largest Losing Margin | 34 - at Chicago, 01/02/01 (104-70) |
| | 33 - at Milwaukee, 03/30/84 (86-119) |
| Last Home Win | 01/08/10 (96-93) |
| Last Road Win | 04/06/10 (79-74) |
| Last Home Loss | 03/07/11 (104-106) |
| Last Road Loss | 02/22/12 (91-110) |

CLEVELAND CAVALIERS

Quicken Loans Arena
One Center Court
Cleveland, OH 44115
(216) 420-2000
Cavs.com



Head Coach:
BYRON SCOTT



DIRECTORY

| | |
|---|--|
| Majority Owner/Chairman | Dan Gilbert |
| Vice Chairmen | Jeff Cohen, Nate Forbes |
| President | Len Komoroski |
| General Manager | Chris Grant |
| Vice President of Basketball Operations | David Griffin |
| Executive Director of Basketball Operations | Michael Blackstone |
| Head Coach | Byron Scott |
| Assistant Coaches | Paul Pressey, Jamahl Mosley, Joe Prunty, Nate Tibbetts |
| Athletic Trainer | Max Benton |
| Senior Vice President, Communications | Tad Carper |
| Director of Basketball Communications | Garin Narain |
| Basketball Communications Coordinator | Jeff Schaefer |
| Communications Operations and Services Director | Amanda Petrak |

2012-13 MATCHUPS

| Date | Location | Time (CT) | Final |
|----------|-----------|-----------|-------|
| 11/03/12 | Milwaukee | 7:30 p.m. | _____ |
| 12/14/12 | Cleveland | 6:30 p.m. | _____ |
| 12/22/12 | Milwaukee | 7:30 p.m. | _____ |
| 01/25/13 | Cleveland | 6:30 p.m. | _____ |

2011-12 RESULTS

| Date | Location | Result | Final |
|----------|--------------|--------|--------------|
| 02/10/12 | at Cleveland | W | 113-112 (OT) |
| 03/14/12 | at Milwaukee | W | 115-105 |
| 03/30/12 | at Cleveland | W | 121-84 |
| 04/04/12 | at Milwaukee | W | 107-98 |

BUCKS vs. CAVALIERS

| Season | Home | Road | Total |
|---------------|------------------------|------------------------|-------------------------|
| 1970-71 | 2-0 | 2-0 | 4-0 |
| 1971-72 | 2-0 | 2-0 | 4-0 |
| 1972-73 | 2-0 | 1-1 | 3-1 |
| 1973-74 | 2-0 | 2-0 | 4-0 |
| 1974-75 | 1-1 | 2-0 | 3-1 |
| 1975-76 | 0-2 | 0-2 | 0-4 |
| 1976-77 | 0-2 | 0-2 | 0-4 |
| 1977-78 | 1-1 | 0-2 | 1-3 |
| 1978-79 | 1-1 | 2-0 | 3-1 |
| 1979-80 | 1-0 | 1-0 | 2-0 |
| 1980-81 | 3-0 | 3-0 | 6-0 |
| 1981-82 | 3-0 | 3-0 | 6-0 |
| 1982-83 | 3-0 | 2-1 | 5-1 |
| 1983-84 | 2-1 | 3-0 | 5-1 |
| 1984-85 | 3-0 | 2-1 | 5-1 |
| 1985-86 | 2-1 | 3-0 | 5-1 |
| 1986-87 | 3-0 | 2-1 | 5-1 |
| 1987-88 | 3-0 | 1-2 | 4-2 |
| 1988-89 | 1-1 | 1-2 | 3-3 |
| 1989-90 | 2-1 | 1-1 | 2-3 |
| 1990-91 | 2-0 | 1-2 | 3-2 |
| 1991-92 | 1-1 | 0-2 | 1-3 |
| 1992-93 | 1-2 | 0-2 | 1-4 |
| 1993-94 | 1-1 | 1-2 | 2-3 |
| 1994-95 | 0-2 | 0-2 | 0-4 |
| 1995-96 | 0-2 | 0-2 | 0-4 |
| 1996-97 | 1-1 | 1-1 | 2-2 |
| 1997-98 | 1-1 | 1-1 | 2-2 |
| 1998-99 | 2-0 | 0-1 | 2-1 |
| 1999-00 | 2-0 | 1-1 | 3-1 |
| 2000-01 | 2-0 | 1-1 | 3-1 |
| 2001-02 | 0-2 | 1-1 | 1-3 |
| 2002-03 | 2-0 | 2-0 | 4-0 |
| 2003-04 | 2-0 | 0-2 | 2-2 |
| 2004-05 | 2-0 | 0-2 | 2-2 |
| 2005-06 | 1-1 | 0-2 | 1-3 |
| 2006-07 | 0-2 | 0-2 | 0-4 |
| 2007-08 | 2-0 | 1-1 | 3-1 |
| 2008-09 | 0-2 | 0-2 | 0-4 |
| 2009-10 | 1-1 | 0-2 | 1-3 |
| 2010-11 | 2-0 | 1-1 | 3-1 |
| 2011-12 | 2-0 | 2-0 | 4-0 |
| TOTALS | 64-30 (.681) | 46-47 (.489) | 110-77 (.588) |

SERIES INFO

2011-12 SEASON:

| | |
|----------------|-------------------------------|
| Regular Season | 21-45 (5th, Central Division) |
| Playoffs | Did Not Qualify |

HISTORY:

| | |
|---------------------|--------------------|
| All-Time NBA Record | 1,561-1,835 (.460) |
| NBA Titles | None |

TIMELINE:

| | |
|--------------------|---------------------|
| Founded in 1970-71 | Cleveland Cavaliers |
|--------------------|---------------------|

TEAM INFO:

| | |
|-------------|------------------------------|
| Team Colors | Wine and Gold |
| Home Court | Quicken Loans Arena (20,562) |

BUCKS VS. CAVS - SERIES INFO:

| | |
|------------------------|--------------------------------------|
| Current Streak | Won 7 ... 01/21/11 - 04/04/12 |
| Current Home Streak | Won 5 ... 03/06/10 - 04/04/12 |
| Current Road Streak | Won 3 ... 01/21/11 - 03/30/12 |
| Largest Winning Margin | 45 - at Milwaukee, 01/02/71 (118-73) |
| Largest Losing Margin | 43 - at Cleveland, 01/24/76 (89-132) |
| Last Home Win | 04/04/12 (107-98) |
| Last Road Win | 03/30/12 (121-84) |
| Last Home Loss | 12/06/09 (86-101) |
| Last Road Loss | 11/24/10 (81-83) |

GENERAL
INFO

FRONT
OFFICE

PLAYERS

2011-12
SEASON

STATS &
RECORDS

HISTORY

NBA

OPPONENTS

MEDIA



DALLAS MAVERICKS

2500 Victory Ave.
Dallas, TX 75219
(214) 665-4660
Mavs.com



Head Coach:
RICK CARLISLE

DIRECTORY

| | |
|---|--|
| Owner | Mark Cuban |
| President & CEO | Terdema Usery |
| President of Basketball Operations/General Manager | Donn Nelson |
| Head Coach | Rick Carlisle |
| Assistant Coaches | Jim O'Brien, Tony Brown, Monte Mathis, Darrell Armstrong |
| Assistant General Manager | Keith Grant |
| Head Athletic Trainer | Casey Smith |
| Director of Basketball Communications | Sarah Melton |
| Basketball Communications Manager | Scott Tomlin |
| Basketball Communications Coordinator | Alan Rakowski |
| Corporate Communications/Community Relations Director | Gina Calvert |

2012-13 MATCHUPS

| Date | Location | Time (CT) | Final |
|----------|-----------|-----------|-------|
| 02/26/13 | Dallas | 7:30 p.m. | _____ |
| 03/12/13 | Milwaukee | 7:00 p.m. | _____ |

2011-12 RESULTS

| Date | Location | Result | Final |
|----------|-----------|--------|--------|
| 01/13/12 | at Dallas | L | 76-102 |

BUCKS vs. MAVERICKS

| Season | Home | Road | Total |
|---------------|-----------------------|------------------------|------------------------|
| 1980-81 | 1-0 | 1-0 | 2-0 |
| 1981-82 | 1-0 | 0-1 | 1-1 |
| 1982-83 | 1-0 | 1-0 | 2-0 |
| 1983-84 | 1-0 | 1-0 | 2-0 |
| 1984-85 | 1-0 | 0-1 | 1-1 |
| 1985-86 | 1-0 | 1-0 | 2-0 |
| 1986-87 | 0-1 | 0-1 | 0-2 |
| 1987-88 | 0-1 | 0-1 | 0-2 |
| 1988-89 | 1-0 | 1-0 | 2-0 |
| 1989-90 | 1-0 | 0-1 | 1-1 |
| 1990-91 | 1-0 | 0-1 | 1-1 |
| 1991-92 | 1-0 | 0-1 | 1-1 |
| 1992-93 | 1-0 | 1-0 | 2-0 |
| 1993-94 | 1-0 | 1-0 | 2-0 |
| 1994-95 | 1-0 | 0-1 | 1-1 |
| 1995-96 | 1-0 | 0-1 | 1-1 |
| 1996-97 | 1-0 | 1-0 | 2-0 |
| 1997-98 | 1-0 | 1-0 | 2-0 |
| 1998-99 | 0-0 | 0-0 | 0-0 |
| 1999-00 | 1-0 | 1-0 | 2-0 |
| 2000-01 | 1-0 | 0-1 | 1-1 |
| 2001-02 | 0-1 | 0-1 | 0-2 |
| 2002-03 | 1-0 | 1-0 | 2-0 |
| 2003-04 | 1-0 | 0-1 | 1-1 |
| 2004-05 | 0-1 | 0-1 | 0-2 |
| 2005-06 | 1-0 | 0-1 | 1-1 |
| 2006-07 | 0-1 | 0-1 | 0-2 |
| 2007-08 | 1-0 | 0-1 | 1-1 |
| 2008-09 | 1-0 | 0-1 | 1-1 |
| 2009-10 | 0-1 | 0-1 | 0-2 |
| 2010-11 | 1-0 | 1-0 | 2-0 |
| 2011-12 | 0-0 | 0-1 | 0-1 |
| TOTALS | 24-6 (.800) | 12-19 (.387) | 36-25 (.590) |

SERIES INFO

2011-12 SEASON:

| | |
|----------------|---------------------------------|
| Regular Season | 36-30 (3rd, Southwest Division) |
| Playoffs | Lost to Oklahoma City (0-4) |

HISTORY:

| | |
|---------------------|--------------------|
| All-Time NBA Record | 1,300-1,276 (.505) |
| NBA Titles | 1 (2011) |

TIMELINE:

| | |
|--------------------|------------------|
| Founded in 1980-81 | Dallas Mavericks |
|--------------------|------------------|

TEAM INFO:

| | |
|-------------|-----------------------------------|
| Team Colors | Blue, Black and Silver |
| Home Court | American Airlines Center (19,200) |

BUCKS VS. MAVS - SERIES INFO:

| | |
|------------------------|--|
| Current Streak | Lost 1 ... 01/13/12 |
| Current Home Streak | Won 1 ... 01/01/11 |
| Current Road Streak | Lost 1 ... 01/13/12 |
| Largest Winning Margin | 34 - at Milwaukee, 03/02/93 (120-86) 34 - at Milwaukee, 01/21/09 (133-99) |
| Largest Losing Margin | 26 - at Dallas, 01/13/12 (76-102) |
| Last Home Win | 01/01/11 (99-87) |
| Last Road Win | 12/13/10 (103-99) |
| Last Home Loss | 11/16/09 (113-115, OT) |
| Last Road Loss | 01/13/12 (76-102) |

DENVER NUGGETS

1000 Chopper Place
Denver, CO 80204
(303) 405-1100
Nuggets.com



Head Coach:
GEORGE KARL

DIRECTORY

| | |
|---|------------------------------------|
| Owner | E. Stanley Kroenke |
| President & Governor | Josh Kroenke |
| Executive Vice President of Basketball Operations | Masai Ujiri |
| Head Coach | George Karl |
| Assistant Coaches | John Welch, Melvin Hunt, Chad Iske |
| Head Athletic Trainer/Traveling Coordinator | Jim Gillen |
| Director of Media Relations | Tim Gelt |
| Media Relations Manager | Nick O'Hayre |

GENERAL
INFO

FRONT
OFFICE

PLAYERS

2011-12
SEASON

STATS &
RECORDS

HISTORY

NBA

OPPONENTS

MEDIA

2012-13 MATCHUPS

| Date | Location | Time (CT) | Final |
|----------|-----------|-----------|-------|
| 02/05/13 | Denver | 8:00 p.m. | _____ |
| 04/15/13 | Milwaukee | 7:00 p.m. | _____ |

2011-12 RESULTS

| Date | Location | Result | Final |
|----------|--------------|--------|--------|
| 01/02/12 | at Denver | L | 86-91 |
| 01/17/12 | at Milwaukee | L | 95-105 |

BUCKS vs. NUGGETS

| Season | Home | Road | Total |
|---------------|------------------------|-----------------------|------------------------|
| 1976-77 | 1-1 | 0-2 | 1-3 |
| 1977-78 | 1-1 | 0-2 | 1-3 |
| 1978-79 | 2-0 | 0-2 | 2-2 |
| 1979-80 | 2-1 | 1-2 | 3-3 |
| 1980-81 | 1-0 | 0-1 | 1-1 |
| 1981-82 | 0-1 | 1-0 | 1-1 |
| 1982-83 | 0-1 | 0-1 | 0-2 |
| 1983-84 | 1-0 | 0-1 | 1-1 |
| 1984-85 | 1-0 | 0-1 | 1-1 |
| 1985-86 | 0-1 | 0-1 | 0-2 |
| 1986-87 | 1-0 | 0-1 | 1-1 |
| 1987-88 | 1-0 | 0-1 | 1-1 |
| 1988-89 | 1-0 | 1-0 | 2-0 |
| 1989-90 | 1-0 | 0-1 | 1-1 |
| 1990-91 | 0-1 | 1-0 | 1-1 |
| 1991-92 | 1-0 | 0-1 | 1-1 |
| 1992-93 | 1-0 | 0-1 | 1-1 |
| 1993-94 | 0-1 | 0-1 | 0-2 |
| 1994-95 | 0-1 | 0-1 | 0-2 |
| 1995-96 | 1-0 | 0-1 | 1-1 |
| 1996-97 | 1-0 | 0-1 | 1-1 |
| 1997-98 | 1-0 | 1-0 | 2-0 |
| 1998-99 | 0-0 | 0-1 | 0-1 |
| 1999-00 | 0-1 | 0-1 | 0-2 |
| 2000-01 | 1-0 | 0-1 | 1-1 |
| 2001-02 | 1-0 | 1-0 | 2-0 |
| 2002-03 | 1-0 | 0-1 | 1-1 |
| 2003-04 | 0-1 | 0-1 | 0-2 |
| 2004-05 | 0-1 | 0-1 | 0-2 |
| 2005-06 | 0-1 | 1-0 | 1-1 |
| 2006-07 | 0-1 | 0-1 | 0-2 |
| 2007-08 | 1-0 | 0-1 | 1-1 |
| 2008-09 | 1-0 | 0-1 | 1-1 |
| 2009-10 | 1-0 | 1-0 | 2-0 |
| 2010-11 | 0-1 | 0-1 | 0-2 |
| 2011-12 | 0-1 | 0-1 | 0-2 |
| TOTALS | 24-16 (.600) | 8-33 (.195) | 32-49 (.395) |

SERIES INFO

2011-12 SEASON:

| | |
|----------------|---------------------------------|
| Regular Season | 38-28 (2nd, Northwest Division) |
| Playoffs | Lost to L.A. Lakers (3-4) |

HISTORY:

| | |
|---------------------|-------------------|
| All-Time NBA Record | 1,407-1497 (.485) |
| NBA Titles | None |

TIMELINE:

| | |
|--------------------|-----------------|
| Founded in 1967-68 | Denver Rockets |
| 1974-75 | Denver Nuggets |
| 1976 | Entered the NBA |

TEAM INFO:

| | |
|-------------|-----------------------------|
| Team Colors | Dark Blue, Light Blue, Gold |
| Home Court | Pepsi Center (19,155) |

BUCKS VS. NUGGETS - SERIES INFO:

| | |
|---------------------|--------------------------------|
| Current Streak | Lost 4 ... 12/01/10 - 01/17/12 |
| Current Home Streak | Lost 2 ... 02/16/11 - 01/17/12 |
| Current Road Streak | Lost 2 ... 12/01/10 - 01/02/12 |

| | |
|------------------------|--------------------------------------|
| Largest Winning Margin | 48 - at Milwaukee, 03/27/80 (143-95) |
| Largest Losing Margin | 23 - at Denver, 02/02/00 (112-135) |

| | |
|----------------|--------------------|
| Last Home Win | 11/11/09 (108-102) |
| Last Road Win | 03/20/10 (102-97) |
| Last Home Loss | 01/17/12 (95-105) |
| Last Road Loss | 01/02/12 (86-91) |



DETROIT PISTONS

6 Championship Drive
Auburn Hills, MI 48326
(248) 377-0100
Pistons.com



Head Coach:
LAWRENCE FRANK

DIRECTORY

Principal Owner Tom Gores
President & CEO, Palace Sports & Entertainment/Pistons Dennis Mannion
President, Basketball Operations Joe Dumars
Assistant General Manager George David
Head Coach Lawrence Frank
Assistant Coaches Brian Hill, John Loyer, Roy Rogers,
Dee Brown, Charles Klask, Bill Pope
Athletic Trainer Mike Abdenour
Vice President, Public Relations Kevin Grigg
Director, Public Relations Cletus Lewis
Public Relations Coordinator Michelle Fikany

2012-13 MATCHUPS

| Date | Location | Time (CT) | Final |
|----------|-----------|-----------|-------|
| 12/30/12 | Detroit | 6:30 p.m. | _____ |
| 01/11/13 | Milwaukee | 7:30 p.m. | _____ |
| 01/29/13 | Detroit | 6:30 p.m. | _____ |
| 02/09/13 | Milwaukee | 7:30 p.m. | _____ |

2011-12 RESULTS

| Date | Location | Result | Final |
|----------|--------------|--------|--------|
| 01/12/12 | at Milwaukee | W | 102-93 |
| 01/30/12 | at Milwaukee | W | 103-82 |
| 02/03/12 | at Detroit | L | 80-88 |
| 04/13/12 | at Detroit | W | 113-97 |

BUCKS vs. PISTONS

| Season | Home | Road | Total |
|---------------|------------------------|------------------------|-------------------------|
| 1968-69 | 2-1 | 2-1 | 4-2 |
| 1969-70 | 3-0 | 3-1 | 6-1 |
| 1970-71 | 3-0 | 2-1 | 5-1 |
| 1971-72 | 3-0 | 2-1 | 5-1 |
| 1972-73 | 3-1 | 2-1 | 5-2 |
| 1973-74 | 2-1 | 2-2 | 4-3 |
| 1974-75 | 4-1 | 2-2 | 6-3 |
| 1975-76 | 2-1 | 2-2 | 4-3 |
| 1976-77 | 1-1 | 0-2 | 1-3 |
| 1977-78 | 1-1 | 1-1 | 2-2 |
| 1978-79 | 1-1 | 0-1 | 1-2 |
| 1979-80 | 1-0 | 0-1 | 1-1 |
| 1980-81 | 2-1 | 3-0 | 5-1 |
| 1981-82 | 2-1 | 2-1 | 4-2 |
| 1982-83 | 3-0 | 0-3 | 3-3 |
| 1983-84 | 2-1 | 0-2 | 2-3 |
| 1984-85 | 2-1 | 1-2 | 3-3 |
| 1985-86 | 3-0 | 1-2 | 4-2 |
| 1986-87 | 2-1 | 1-2 | 3-3 |
| 1987-88 | 2-1 | 0-3 | 2-4 |
| 1988-89 | 3-0 | 1-2 | 4-2 |
| 1989-90 | 0-2 | 2-1 | 2-3 |
| 1990-91 | 2-1 | 1-1 | 3-2 |
| 1991-92 | 1-1 | 1-2 | 2-3 |
| 1992-93 | 0-2 | 2-0 | 2-2 |
| 1993-94 | 3-0 | 1-1 | 4-1 |
| 1994-95 | 2-0 | 1-2 | 3-2 |
| 1995-96 | 2-0 | 0-2 | 2-2 |
| 1996-97 | 0-2 | 1-1 | 1-3 |
| 1997-98 | 2-0 | 0-2 | 2-2 |
| 1998-99 | 1-1 | 0-1 | 1-2 |
| 1999-00 | 1-1 | 0-2 | 1-3 |
| 2000-01 | 1-1 | 2-0 | 3-1 |
| 2001-02 | 1-1 | 1-1 | 2-2 |
| 2002-03 | 2-0 | 1-1 | 3-1 |
| 2003-04 | 1-1 | 0-2 | 1-3 |
| 2004-05 | 2-0 | 0-2 | 2-2 |
| 2005-06 | 1-1 | 0-2 | 1-3 |
| 2006-07 | 0-2 | 1-1 | 1-3 |
| 2007-08 | 1-1 | 0-2 | 1-3 |
| 2008-09 | 0-2 | 1-1 | 1-3 |
| 2009-10 | 1-1 | 1-1 | 2-2 |
| 2010-11 | 1-1 | 0-2 | 1-3 |
| 2011-12 | 2-0 | 1-1 | 3-1 |
| TOTALS | 74-35 (.679) | 44-64 (.407) | 118-99 (.544) |

SERIES INFO

2011-12 SEASON:

Regular Season 25-41 (4th, Central Division)
Playoffs Did Not Qualify

HISTORY:

All-Time NBA Record 2,169-2,252 (.491)
NBA Titles 3 (1989, 1990, 2004)

TIMELINE:

Founded in 1948-49 Fort Wayne Pistons
1957-58 Detroit Pistons

TEAM INFO:

Team Colors Red, White and Blue
Home Court The Palace of Auburn Hills (22,076)

BUCKS vs. PISTONS - SERIES INFO:

Current Streak Won 1 ... 04/13/12
Current Home Streak Won 3 ... 03/01/11 - 01/30/12
Current Road Streak Won 1 ... 04/13/12

Largest Winning Margin 59 - at Milwaukee, 12/26/78 (143-84)
Largest Losing Margin 45 - at Detroit, 12/31/07 (69-114)

Last Home Win 01/30/12 (103-82)
Last Road Win 04/13/12 (113-97)
Last Home Loss 02/05/11 (78-89)
Last Road Loss 02/03/12 (80-88)

GOLDEN STATE WARRIORS

1011 Broadway
Oakland, CA 94607
(510) 986-2200
Warriors.com



Head Coach:
MARK JACKSON



GENERAL
INFO

FRONT
OFFICE

PLAYERS

2011-12
SEASON

STATS &
RECORDS

HISTORY

NBA

OPPONENTS

MEDIA

DIRECTORY

Co-Executive Chairman, CEO & Governor Joe Lacob
Co-Executive Charman Peter Guber
President & Chief Operating Officer Rick Welts
General Manager Bob Myers
Head Coach Mark Jackson
Assistant Coaches Michael Malone, Pete Myers, Darren Erman,
..... Bob Beyer, Jerry DeGregorio
Assistant Coach/Player Development Kris Weems
Head Athletic Trainer Chad Bergman
Vice President, Communications Raymond Ridder
Executive Director, Public Relations Dan Martinez
Assistant, Public Relations Brett Winkler
Assistant, Public Relations Ryan Donough
Director, Corporate Communications Lisa Goodwin

2012-13 MATCHUPS

| Date | Location | Time (CT) | Final |
|----------|--------------|-----------|-------|
| 01/26/13 | Milwaukee | 7:30 p.m. | _____ |
| 03/09/13 | Golden State | 9:30 p.m. | _____ |

2011-12 RESULTS

| Date | Location | Result | Final |
|----------|-----------------|--------|--------|
| 03/16/12 | at Golden State | W | 120-98 |

BUCKS vs. WARRIORS

| Season | Home | Road | Total |
|---------------|------------------------|------------------------|------------------------|
| 1968-69 | 2-1 | 1-2 | 3-3 |
| 1969-70 | 3-0 | 1-2 | 4-2 |
| 1970-71 | 3-0 | 3-0 | 6-0 |
| 1971-72 | 1-1 | 1-1 | 2-2 |
| 1972-73 | 3-0 | 2-1 | 5-1 |
| 1973-74 | 1-2 | 2-1 | 3-3 |
| 1974-75 | 1-1 | 0-2 | 1-3 |
| 1975-76 | 0-2 | 0-3 | 0-5 |
| 1976-77 | 2-0 | 1-1 | 3-1 |
| 1977-78 | 1-1 | 1-1 | 2-2 |
| 1978-79 | 2-0 | 0-2 | 2-2 |
| 1979-80 | 3-0 | 3-0 | 6-0 |
| 1980-81 | 0-1 | 1-0 | 1-1 |
| 1981-82 | 0-1 | 0-1 | 0-2 |
| 1982-83 | 1-0 | 0-1 | 1-1 |
| 1983-84 | 1-0 | 1-0 | 2-0 |
| 1984-85 | 1-0 | 1-0 | 2-0 |
| 1985-86 | 1-0 | 1-0 | 2-0 |
| 1986-87 | 1-0 | 1-0 | 2-0 |
| 1987-88 | 1-0 | 1-0 | 2-0 |
| 1988-89 | 1-0 | 1-0 | 2-0 |
| 1989-90 | 1-0 | 0-1 | 1-1 |
| 1990-91 | 1-0 | 0-1 | 1-1 |
| 1991-92 | 0-1 | 0-1 | 0-2 |
| 1992-93 | 1-0 | 0-1 | 1-1 |
| 1993-94 | 0-1 | 0-1 | 0-2 |
| 1994-95 | 1-0 | 1-0 | 2-0 |
| 1995-96 | 1-0 | 0-1 | 1-1 |
| 1996-97 | 1-0 | 0-1 | 1-1 |
| 1997-98 | 1-0 | 1-0 | 2-0 |
| 1998-99 | 1-0 | 0-0 | 1-0 |
| 1999-00 | 0-1 | 1-0 | 1-1 |
| 2000-01 | 1-0 | 1-0 | 2-0 |
| 2001-02 | 1-0 | 1-0 | 2-0 |
| 2002-03 | 1-0 | 1-0 | 2-0 |
| 2003-04 | 1-0 | 0-1 | 1-1 |
| 2004-05 | 0-1 | 0-1 | 0-2 |
| 2005-06 | 0-1 | 1-0 | 1-1 |
| 2006-07 | 1-0 | 1-0 | 2-0 |
| 2007-08 | 0-1 | 0-1 | 0-2 |
| 2008-09 | 1-0 | 0-1 | 1-1 |
| 2009-10 | 1-0 | 1-0 | 2-0 |
| 2010-11 | 1-0 | 0-1 | 1-1 |
| 2011-12 | 0-0 | 1-0 | 1-0 |
| TOTALS | 45-16 (.738) | 32-30 (.516) | 77-46 (.626) |

SERIES INFO

2011-12 SEASON:

| | |
|----------------|-------------------------------|
| Regular Season | 23-43 (4th, Pacific Division) |
| Playoffs | Did Not Qualify |

HISTORY:

| | |
|---------------------|----------------------|
| All-Time NBA Record | 2,352-2,794 (.457) |
| NBA Titles | 3 (1947, 1956, 1975) |

TIMELINE:

| | |
|--------------------|------------------------|
| Founded in 1946-47 | Philadelphia Warriors |
| 1962-63 | San Francisco Warriors |
| 1971-72 | Golden State Warriors |

TEAM INFO:

| | |
|-------------|---|
| Team Colors | Warriors Royal Blue, Calif. Golden Yellow |
| Home Court | Oracle Arena (19,596) |

BUCKS VS. WARRIORS - SERIES INFO:

| | |
|---------------------|-------------------------------|
| Current Streak | Won 1 ... 03/16/12 |
| Current Home Streak | Won 3 ... 03/07/09 - 11/13/10 |
| Current Road Streak | Won 1 ... 03/16/12 |

| | |
|------------------------|---|
| Largest Winning Margin | 33 - at Milwaukee, 12/08/72 (124-91) |
| Largest Losing Margin | 37 - at Golden State, 12/20/75 (87-124) |

| | |
|----------------|-------------------|
| Last Home Win | 11/13/10 (79-72) |
| Last Road Win | 03/16/12 (120-98) |
| Last Home Loss | 01/19/08 (99-119) |
| Last Road Loss | 02/03/11 (94-100) |



HOUSTON ROCKETS

Toyota Center
1510 Polk St.
Houston, TX 77002
(713) 758-7200
Rockets.com



Head Coach:
KEVIN MCHALE

DIRECTORY

| | |
|---|--|
| Owner | Leslie Alexander |
| Chief Executive Officer | Tad Brown |
| General Manager & Managing Director Basketball Operations | Daryl Morey |
| Head Coach | Kevin McHale |
| Assistant Coaches | Kelvin Sampson, John-Blair Bickerstaff, Chris Finch, Dean Cooper |
| Player Development Coach | Greg Buckner |
| Senior Vice President of Basketball Operations/Athletic Trainer | Keith Jones |
| Director of Media Relations | Nelson Luis |
| Sr. Manager of Media & Player Relations | Tracey Hughes |
| Sr. Manager of Media Services | Bob Schranz |

2012-13 MATCHUPS

| Date | Location | Time (CT) | Final |
|----------|-----------|-----------|-------|
| 01/04/13 | Milwaukee | 7:30 p.m. | _____ |
| 02/27/13 | Houston | 7:00 p.m. | _____ |

2011-12 RESULTS

| Date | Location | Result | Final |
|----------|------------|--------|--------|
| 01/25/12 | at Houston | W | 105-99 |

BUCKS vs. ROCKETS

| Season | Home | Road | Total |
|---------------|------------------------|------------------------|------------------------|
| 1968-69 | 3-0 | 1-2 | 4-2 |
| 1969-70 | 3-0 | 3-0 | 6-0 |
| 1970-71 | 2-0 | 2-1 | 4-1 |
| 1971-72 | 3-0 | 2-0 | 5-0 |
| 1972-73 | 1-1 | 2-0 | 3-1 |
| 1973-74 | 2-0 | 2-0 | 4-0 |
| 1974-75 | 1-1 | 0-2 | 1-3 |
| 1975-76 | 2-0 | 0-2 | 2-2 |
| 1976-77 | 1-1 | 0-2 | 1-3 |
| 1977-78 | 2-0 | 1-1 | 3-1 |
| 1978-79 | 2-0 | 0-2 | 2-2 |
| 1979-80 | 0-1 | 1-0 | 1-1 |
| 1980-81 | 1-0 | 1-0 | 2-0 |
| 1981-82 | 1-0 | 0-1 | 1-1 |
| 1982-83 | 1-0 | 1-0 | 2-0 |
| 1983-84 | 1-0 | 0-1 | 1-1 |
| 1984-85 | 1-0 | 1-0 | 2-0 |
| 1985-86 | 1-0 | 1-0 | 2-0 |
| 1986-87 | 1-0 | 1-0 | 2-0 |
| 1987-88 | 0-1 | 0-1 | 0-2 |
| 1988-89 | 1-0 | 0-1 | 1-1 |
| 1989-90 | 1-0 | 0-1 | 1-1 |
| 1990-91 | 0-1 | 0-1 | 0-2 |
| 1991-92 | 1-0 | 0-1 | 1-1 |
| 1992-93 | 1-0 | 0-1 | 1-1 |
| 1993-94 | 1-0 | 0-1 | 1-1 |
| 1994-95 | 0-1 | 1-0 | 1-1 |
| 1995-96 | 0-1 | 0-1 | 0-2 |
| 1996-97 | 0-1 | 1-0 | 1-1 |
| 1997-98 | 1-0 | 0-1 | 1-1 |
| 1998-99 | 0-0 | 0-0 | 0-0 |
| 1999-00 | 1-0 | 1-0 | 2-0 |
| 2000-01 | 0-1 | 0-1 | 0-2 |
| 2001-02 | 1-0 | 0-1 | 1-1 |
| 2002-03 | 1-0 | 0-1 | 1-1 |
| 2003-04 | 0-1 | 0-1 | 0-2 |
| 2004-05 | 1-0 | 0-1 | 1-1 |
| 2005-06 | 0-1 | 0-1 | 0-2 |
| 2006-07 | 0-1 | 0-1 | 0-2 |
| 2007-08 | 0-1 | 0-1 | 0-2 |
| 2008-09 | 1-0 | 0-1 | 1-1 |
| 2009-10 | 0-1 | 0-1 | 0-2 |
| 2010-11 | 1-0 | 0-1 | 1-1 |
| 2011-12 | 0-0 | 1-0 | 1-0 |
| TOTALS | 41-15 (.732) | 23-34 (.404) | 64-49 (.566) |

SERIES INFO

2011-12 SEASON:

| | |
|----------------|---------------------------------|
| Regular Season | 34-32 (4th, Southwest Division) |
| Playoffs | Did Not Qualify |

HISTORY:

| | |
|---------------------|--------------------|
| All-Time NBA Record | 1,856-1,786 (.510) |
| NBA Titles | 2 (1994, 1995) |

TIMELINE:

| | |
|--------------------|-------------------|
| Founded in 1967-68 | San Diego Rockets |
| 1971-72 | Houston Rockets |

TEAM INFO:

| | |
|-------------|------------------------|
| Team Colors | Red, White and Silver |
| Home Court | Toyota Center (18,023) |

BUCKS vs. ROCKETS - SERIES INFO:

| | |
|---------------------|-------------------------------|
| Current Streak | Won 2 ... 01/17/11 - 01/25/12 |
| Current Home Streak | Won 1 ... 12/10/10 |
| Current Road Streak | Won 1 ... 01/25/12 |

| | |
|------------------------|--|
| Largest Winning Margin | 39 - at Milwaukee, 02/20/02 (115-76) |
| Largest Losing Margin | 28 - at Milwaukee, 11/16/95 (87-115) 28 - at Milwaukee, 02/17/10 (99-127) |

| | |
|----------------|-------------------|
| Last Home Win | 12/10/10 (97-91) |
| Last Road Win | 01/25/12 (105-99) |
| Last Home Loss | 02/17/10 (99-127) |
| Last Road Loss | 01/17/11 (84-93) |

INDIANA PACERS

125 S. Pennsylvania St.
Indianapolis, IN 46204
(317) 917-2500
Pacers.com



Head Coach:
FRANK VOGEL



GENERAL
INFO

FRONT
OFFICE

PLAYERS

2011-12
SEASON

STATS &
RECORDS

HISTORY

NBA

OPPONENTS

MEDIA

DIRECTORY

| | |
|---|-----------------------|
| Owner, Chairman and Chief Executive Officer | Herbert Simon |
| President, Pacers Sports & Entertainment | Jim Morris |
| President of Basketball Operations | Donnie Walsh |
| Chief Operating Officer | Rick Fuson |
| Ex. VP of Basketball Operations/General Manager | Kevin Pritchard |
| Head Coach | Frank Vogel |
| Associate Head Coach | Brian Shaw |
| Assistant Coaches | Jim Boylen, Dan Burke |
| Scout/Assistant Coach | Jimmy Powell |
| VP of Basketball Operations | Peter Dinwiddie |
| Head Athletic Trainer/Team Administrator | Josh Corbeil |
| Director/Indiana Pacers Media Relations | David Benner |
| Senior Public Information Manager | Krissy Myers |
| Public Information Assistant | Tim Edwards |

2012-13 MATCHUPS

| Date | Location | Time (CT) | Final |
|----------|-----------|-----------|-------|
| 11/14/12 | Milwaukee | 7:00 p.m. | _____ |
| 12/18/12 | Milwaukee | 7:00 p.m. | _____ |
| 01/05/13 | Indiana | 6:00 p.m. | _____ |
| 03/22/13 | Indiana | 6:00 p.m. | _____ |

2011-12 RESULTS

| Date | Location | Result | Final |
|----------|--------------|--------|---------|
| 03/24/12 | at Milwaukee | L | 104-125 |
| 04/14/12 | at Milwaukee | L | 99-105 |
| 04/19/12 | at Indiana | L | 109-118 |

BUCKS vs. PACERS

| Season | Home | Road | Total |
|---------------|------------------------|------------------------|------------------------|
| 1976-77 | 1-1 | 1-1 | 2-2 |
| 1977-78 | 2-0 | 2-0 | 4-0 |
| 1978-79 | 1-1 | 1-1 | 2-2 |
| 1979-80 | 1-0 | 1-0 | 2-0 |
| 1980-81 | 2-1 | 2-1 | 4-2 |
| 1981-82 | 3-0 | 3-0 | 6-0 |
| 1982-83 | 3-0 | 2-1 | 5-1 |
| 1983-84 | 3-0 | 2-1 | 5-1 |
| 1984-85 | 3-0 | 2-1 | 5-1 |
| 1985-86 | 2-1 | 2-1 | 4-2 |
| 1986-87 | 3-0 | 1-2 | 4-2 |
| 1987-88 | 2-1 | 1-2 | 3-3 |
| 1988-89 | 2-1 | 2-1 | 4-2 |
| 1989-90 | 1-1 | 1-2 | 2-3 |
| 1990-91 | 3-0 | 0-2 | 3-2 |
| 1991-92 | 1-1 | 0-3 | 1-4 |
| 1992-93 | 2-1 | 1-1 | 3-2 |
| 1993-94 | 0-2 | 1-1 | 1-3 |
| 1994-95 | 1-1 | 1-2 | 2-3 |
| 1995-96 | 1-1 | 0-2 | 1-3 |
| 1996-97 | 1-1 | 1-1 | 2-2 |
| 1997-98 | 0-2 | 0-2 | 0-4 |
| 1998-99 | 0-1 | 0-2 | 0-3 |
| 1999-00 | 1-1 | 1-1 | 2-2 |
| 2000-01 | 2-0 | 0-2 | 2-2 |
| 2001-02 | 2-0 | 1-1 | 3-1 |
| 2002-03 | 1-1 | 0-2 | 1-3 |
| 2003-04 | 2-0 | 1-1 | 3-1 |
| 2004-05 | 1-1 | 1-1 | 2-2 |
| 2005-06 | 2-0 | 0-2 | 2-2 |
| 2006-07 | 0-2 | 0-2 | 0-4 |
| 2007-08 | 1-1 | 0-2 | 1-3 |
| 2008-09 | 2-0 | 0-2 | 2-2 |
| 2009-10 | 2-0 | 2-0 | 4-0 |
| 2010-11 | 1-1 | 1-1 | 2-2 |
| 2011-12 | 0-2 | 0-1 | 0-3 |
| TOTALS | 55-26 (.604) | 34-48 (.415) | 89-74 (.546) |

SERIES INFO

2011-12 SEASON:

| | |
|----------------|---|
| Regular Season | 42-24 (2nd, Central Division) |
| Playoffs | Beat Orlando (4-1) Lost to Miami (2-4) |

HISTORY:

| | |
|---------------------|----------------------------------|
| All-Time NBA Record | 1,418-1,486 (.488) |
| NBA Titles | None (ABA Titles: 1970, 1972-73) |

TIMELINE:

| | |
|--------------------|-----------------|
| Founded in 1967-68 | Indiana Pacers |
| 1976-77 | Entered the NBA |

TEAM INFO:

| | |
|-------------|----------------------------------|
| Team Colors | Blue and Gold |
| Home Court | Bankers Life Fieldhouse (18,165) |

BUCKS vs. PACERS - SERIES INFO:

| | |
|------------------------|---------------------------------------|
| Current Streak | Lost 5 ... 02/12/11 - 04/19/12 |
| Current Home Streak | Lost 3 ... 02/12/11 - 04/14/12 |
| Current Road Streak | Lost 2 ... 04/01/11 - 04/19/12 |
| Largest Winning Margin | 33 - at Milwaukee, 04/20/91 (133-100) |
| Largest Losing Margin | 33 - at Indiana, 03/31/04 (111-78) |
| Last Home Win | 12/08/10 (97-95) |
| Last Road Win | 11/05/10 (94-90) |
| Last Home Loss | 04/14/12 (99-105) |
| Last Road Loss | 04/19/12 (109-118) |



LOS ANGELES CLIPPERS

Los Angeles Clippers Training Center
6951 S. Centinela Ave.
Playa Vista, CA 90094
(310) 862-6000
Clippers.com



Head Coach:
VINNY DEL NEGRO

DIRECTORY

Chairman of the Board, Owner and NBA Governor Donald T. Sterling
President & NBA Governor Andy Roeser
Vice President of Basketball Operations Gary Sacks
Head Coach Vinny Del Negro
Assistant Coaches Marc Iavaroni, Bob Ociepek, Robert Pack
Shooting Coach Bob Thate
Head Athletic Trainer Jasen Powell
Vice President, Communications Joe Safety
Director, Communications Rob Raichlen
Assistant Director, Communications Seth Burton
Assistant Director, Media Services Ta'Nisha Cooper
Media Services Coordinator Steven Esparza

2012-13 MATCHUPS

| Date | Location | Time (CT) | Final |
|----------|-------------|-----------|-------|
| 12/15/12 | Milwaukee | 7:30 p.m. | _____ |
| 03/06/13 | Los Angeles | 9:30 p.m. | _____ |

2011-12 RESULTS

| Date | Location | Result | Final |
|----------|----------------|--------|-------|
| 01/07/12 | at Los Angeles | L | 86-92 |

BUCKS vs. CLIPPERS

| Season | Home | Road | Total |
|---------------|------------------------|------------------------|------------------------|
| 1970-71 | 2-0 | 2-0 | 4-0 |
| 1971-72 | 2-0 | 2-0 | 4-0 |
| 1972-73 | 2-0 | 2-0 | 4-0 |
| 1973-74 | 2-0 | 1-1 | 3-1 |
| 1974-75 | 2-0 | 1-1 | 3-1 |
| 1975-76 | 1-1 | 0-2 | 1-3 |
| 1976-77 | 1-1 | 0-2 | 1-3 |
| 1977-78 | 2-0 | 1-1 | 3-1 |
| 1978-79 | 1-1 | 0-2 | 1-3 |
| 1979-80 | 2-1 | 2-1 | 4-2 |
| 1980-81 | 1-0 | 1-0 | 2-0 |
| 1981-82 | 1-0 | 1-0 | 2-0 |
| 1982-83 | 1-0 | 1-0 | 2-0 |
| 1983-84 | 1-0 | 0-1 | 1-1 |
| 1984-85 | 1-0 | 1-0 | 2-0 |
| 1985-86 | 1-0 | 0-1 | 1-1 |
| 1986-87 | 1-0 | 1-0 | 2-0 |
| 1987-88 | 1-0 | 1-0 | 2-0 |
| 1988-89 | 1-0 | 1-0 | 2-0 |
| 1989-90 | 0-1 | 1-0 | 1-1 |
| 1990-91 | 1-0 | 0-1 | 1-1 |
| 1991-92 | 0-1 | 0-1 | 0-2 |
| 1992-93 | 0-1 | 0-1 | 0-2 |
| 1993-94 | 0-1 | 1-0 | 1-1 |
| 1994-95 | 1-0 | 0-1 | 1-1 |
| 1995-96 | 1-0 | 0-1 | 1-1 |
| 1996-97 | 0-1 | 0-1 | 0-2 |
| 1997-98 | 1-0 | 1-0 | 2-0 |
| 1998-99 | 0-0 | 0-0 | 0-0 |
| 1999-00 | 1-0 | 1-0 | 2-0 |
| 2000-01 | 1-0 | 0-1 | 1-1 |
| 2001-02 | 1-0 | 0-1 | 1-1 |
| 2002-03 | 1-0 | 0-1 | 1-1 |
| 2003-04 | 0-1 | 0-1 | 0-2 |
| 2004-05 | 1-0 | 0-1 | 1-1 |
| 2005-06 | 0-1 | 0-1 | 0-2 |
| 2006-07 | 0-1 | 0-1 | 0-2 |
| 2007-08 | 0-1 | 1-0 | 1-1 |
| 2008-09 | 1-0 | 0-1 | 1-1 |
| 2009-10 | 1-0 | 0-1 | 1-1 |
| 2010-11 | 1-0 | 0-1 | 1-1 |
| 2011-12 | 0-0 | 0-1 | 0-1 |
| TOTALS | 38-13 (.745) | 23-29 (.442) | 61-42 (.592) |

SERIES INFO

2011-12 SEASON:

Regular Season 40-26 (2nd, Pacific Division)
Playoffs Beat Memphis (4-3)
Lost to San Antonio (0-4)

HISTORY:

All-Time NBA Record 1,247-2,149 (.367)
NBA Titles None

TIMELINE:

Founded in 1970-71 Buffalo Braves
1977-78 San Diego Clippers
1984-85 Los Angeles Clippers

TEAM INFO:

Team Colors Red, White and Blue
Home Court STAPLES Center (19,060)

BUCKS vs. CLIPPERS - SERIES INFO:

Current Streak Lost 1 ... 01/07/12
Current Home Streak Won 3 ... 12/20/08 - 02/14/11
Current Road Streak Lost 4 ... 01/17/09 - 01/07/12

Largest Winning Margin 34 - at Milwaukee, 02/26/80 (122-88)
34 - at Milwaukee, 12/20/08 (119-85)
Largest Losing Margin 36 - at Buffalo, 02/19/74 (145-109)

Last Home Win 02/13/11 (102-78)
Last Road Win 12/04/07 (87-78)
Last Home Loss 02/11/08 (89-96)
Last Road Loss 01/07/12 (86-92)

LOS ANGELES LAKERS

555 N. Nash St.
El Segundo, CA 90245
(310) 426-6000
Lakers.com



GENERAL
INFO

FRONT
OFFICE

PLAYERS

2011-12
SEASON

STATS &
RECORDS

HISTORY

NBA

OPPONENTS

MEDIA



Head Coach:
MIKE BROWN

DIRECTORY

Owner, President, Governor and Director Dr. Jerry H. Buss
General Manager Mitch Kupchak
Executive Vice President of Player Personnel & Alternate Governor Jim Buss
Head Coach Mike Brown
Assistant CoachesBernie Bickerstaff, Steve Clifford, Eddie Jordan,
Darvin Ham, Chuck Person
Player Development Coach Phil Handy
Athletic Trainer Gary Vitti
Vice President, Public Relations John Black
Senior Manager, Public Relations Alison Bogli
Senior Manager, Public Relations Josh Rupprecht
Coordinator, Public Relations Nick Mazzella
Assistant, Public Relations Matt Fleer

2012-13 MATCHUPS

| Date | Location | Time (CT) | Final |
|----------|-------------|-----------|-------|
| 01/15/13 | Los Angeles | 9:30 p.m. | _____ |
| 03/28/13 | Milwaukee | 7:00 p.m. | _____ |

2011-12 RESULTS

| Date | Location | Result | Final |
|----------|--------------|--------|--------|
| 01/28/12 | at Milwaukee | W | 100-89 |

BUCKS vs. LAKERS

| Season | Home | Road | Total |
|---------------|------------------------|------------------------|------------------------|
| 1968-69 | 1-2 | 0-3 | 1-5 |
| 1969-70 | 2-1 | 1-2 | 3-3 |
| 1970-71 | 3-0 | 1-1 | 4-1 |
| 1971-72 | 1-1 | 0-3 | 1-4 |
| 1972-73 | 2-1 | 1-2 | 3-3 |
| 1973-74 | 2-1 | 0-3 | 2-4 |
| 1974-75 | 0-2 | 0-2 | 0-4 |
| 1975-76 | 2-1 | 1-1 | 3-2 |
| 1976-77 | 1-1 | 0-2 | 1-3 |
| 1977-78 | 1-1 | 0-2 | 1-3 |
| 1978-79 | 1-1 | 0-2 | 1-3 |
| 1979-80 | 2-1 | 1-2 | 3-3 |
| 1980-81 | 1-0 | 1-0 | 2-0 |
| 1981-82 | 1-0 | 1-0 | 2-0 |
| 1982-83 | 0-1 | 0-1 | 0-2 |
| 1983-84 | 0-1 | 0-1 | 0-2 |
| 1984-85 | 1-0 | 0-1 | 1-1 |
| 1985-86 | 0-1 | 0-1 | 0-2 |
| 1986-87 | 1-0 | 0-1 | 1-1 |
| 1987-88 | 1-0 | 1-0 | 2-0 |
| 1988-89 | 1-0 | 0-1 | 1-1 |
| 1989-90 | 1-0 | 0-1 | 1-1 |
| 1990-91 | 1-0 | 1-0 | 2-0 |
| 1991-92 | 1-0 | 0-1 | 1-1 |
| 1992-93 | 1-0 | 0-1 | 1-1 |
| 1993-94 | 0-1 | 0-1 | 0-2 |
| 1994-95 | 1-0 | 0-1 | 1-1 |
| 1995-96 | 0-1 | 0-1 | 0-2 |
| 1996-97 | 0-1 | 0-1 | 0-2 |
| 1997-98 | 0-1 | 0-1 | 0-2 |
| 1998-99 | 0-0 | 0-0 | 0-0 |
| 1999-00 | 0-1 | 0-1 | 0-2 |
| 2000-01 | 1-0 | 1-0 | 2-0 |
| 2001-02 | 0-1 | 0-1 | 0-2 |
| 2002-03 | 0-1 | 0-1 | 0-2 |
| 2003-04 | 0-1 | 0-1 | 0-2 |
| 2004-05 | 0-1 | 0-1 | 0-2 |
| 2005-06 | 0-1 | 0-1 | 0-2 |
| 2006-07 | 1-0 | 1-0 | 2-0 |
| 2007-08 | 1-0 | 0-1 | 1-1 |
| 2008-09 | 0-1 | 0-1 | 0-2 |
| 2009-10 | 0-1 | 0-1 | 0-2 |
| 2010-11 | 0-1 | 1-0 | 1-1 |
| 2011-12 | 1-0 | 0-0 | 1-0 |
| TOTALS | 33-29 (.532) | 12-48 (.200) | 45-77 (.369) |

SERIES INFO

2011-12 SEASON:

Regular Season 41-25 (1st, Pacific Division)
Playoffs Beat Denver (4-3)
Lost to Oklahoma City (1-4)

HISTORY:

All-Time NBA Record 3,125-1,916 (.620)
NBA Titles 16 (1949-50, 1952-54, 1972, 1980,
1982, 1985, 1987-88, 2000-02,
2009-10)

TIMELINE:

Founded in 1948-49 Minneapolis Lakers
1960-61 Los Angeles Lakers

TEAM INFO:

Team Colors Purple and Gold
Home Court STAPLES Center (18,997)

BUCKS vs. LAKERS - SERIES INFO:

Current Streak Won 2 ... 12/21/10 - 01/28/12
Current Home Streak Won 1 ... 01/28/12
Current Road Streak Won 1 ... 12/21/10

Largest Winning Margin 34 - at Milwaukee, 02/11/71 (122-88)
Largest Losing Margin 29 - at LA, 11/15/83 (126-97)

Last Home Win 01/28/12 (100-89)
Last Road Win 12/21/10 (98-79)
Last Home Loss 11/16/10 (107-118)
Last Road Loss 01/10/10 (77-95)



MEMPHIS GRIZZLIES

191 Beale St.
Memphis, TN 38103
(901) 205-1234
Grizzlies.com



Head Coach:
LIONEL HOLLINS

DIRECTORY

| | |
|---|--|
| Majority Owner | Michael Heasley |
| General Manager/Vice President of Basketball Operations | Chris Wallace |
| Assistant General Manager | Kenny Williamson |
| Director of Player Personnel | Tony Barone, Sr. |
| Vice President of Basketball Operations and Team Programs | Dana Davis |
| Head Coach | Lionel Hollins |
| Assistant Coaches | Dave Joergler, Henry Bibby, Bob Thornton, Barry Hecker |
| Player Development Coach | Lloyd Pierce |
| Head Athletic Trainer | Drew Graham |
| Director of Communications | Jason Wallace |
| Basketball Communications Coordinator | Ross Wooden |
| Corporate Communications Coordinator | Toiaya Crawford |

2012-13 MATCHUPS

| Date | Location | Time (CT) | Final |
|----------|-----------|-----------|-------|
| 11/07/12 | Milwaukee | 7:00 p.m. | _____ |
| 12/19/12 | Memphis | 8:30 p.m. | _____ |

2011-12 RESULTS

| Date | Location | Result | Final |
|----------|--------------|--------|-------|
| 03/31/12 | at Milwaukee | L | 95-99 |

BUCKS vs. GRIZZLIES

| Season | Home | Road | Total |
|---------------|----------------------|----------------------|------------------------|
| 1995-96 | 0-1 | 1-0 | 1-1 |
| 1996-97 | 1-0 | 1-0 | 2-0 |
| 1997-98 | 1-0 | 0-1 | 1-1 |
| 1998-99 | 0-0 | 0-0 | 0-0 |
| 1999-00 | 0-1 | 1-0 | 1-1 |
| 2000-01 | 1-0 | 0-1 | 1-1 |
| 2001-02 | 1-0 | 1-0 | 2-0 |
| 2002-03 | 0-1 | 0-1 | 0-2 |
| 2003-04 | 1-0 | 0-1 | 1-1 |
| 2004-05 | 0-1 | 0-1 | 0-2 |
| 2005-06 | 1-0 | 0-1 | 1-1 |
| 2006-07 | 1-0 | 1-0 | 2-0 |
| 2007-08 | 1-0 | 1-0 | 2-0 |
| 2008-09 | 0-1 | 1-0 | 1-1 |
| 2009-10 | 1-0 | 1-0 | 2-0 |
| 2010-11 | 0-1 | 0-1 | 0-2 |
| 2011-12 | 0-1 | — | 0-1 |
| TOTALS | 9-7 (.563) | 8-7 (.533) | 17-14 (.548) |

SERIES INFO

2011-12 SEASON:

| | |
|----------------|---------------------------------|
| Regular Season | 41-25 (2nd, Southwest Division) |
| Playoffs | Lost to L.A. Clippers (3-4) |

HISTORY:

| | |
|---------------------|----------------|
| All-Time NBA Record | 491-855 (.365) |
| NBA Titles | None |

TIMELINE:

| | |
|--------------------|---------------------|
| Founded in 1995-96 | Vancouver Grizzlies |
| 2001-02 | Memphis Grizzlies |

TEAM INFO:

| | |
|-------------|---|
| Team Colors | Memphis Midnight, Beale Street Blue, Smoke Blue and Grizzlies Gold |
| Home Court | FedExForum (18,119) |

BUCKS vs. GRIZZLIES - SERIES INFO:

| | |
|---------------------|--------------------------------|
| Current Streak | Lost 3 ... 01/22/11 - 03/31/12 |
| Current Home Streak | Lost 2 ... 11/22/11 - 03/31/12 |
| Current Road Streak | Lost 1 ... 02/11/11 |

| | |
|------------------------|--------------------------------------|
| Largest Winning Margin | 16 - at Milwaukee, 11/06/96 (105-89) |
| | 16 - at Memphis, 12/27/06 (112-96) |
| Largest Losing Margin | 20 - at Memphis, 02/06/04 (105-85) |

| | |
|----------------|-----------------------|
| Last Home Win | 03/28/10 (108-103 OT) |
| Last Road Win | 11/21/09 (103-98) |
| Last Home Loss | 03/31/12 (95-99) |
| Last Road Loss | 02/11/11 (86-89) |

MIAMI HEAT

601 Biscayne Blvd.
Miami, FL 33132
(786) 777-4328
Heat.com



Head Coach:
ERIK SPOELSTRA

DIRECTORY

| | |
|--|---|
| Managing General Partner | Micky Arison |
| Chief Executive Officer | Nick Arison |
| President | Pat Riley |
| Senior Vice President, Basketball Operations/Assistant General Manager | Andy Elisburg |
| Vice President, Player Personnel | Chet Kammerer |
| Vice President, Player Programs | Alonzo Mourning |
| Head Coach | Erik Spoelstra |
| Assistant Coaches | Bob McAdoo, Keith Askins, Ron Rothstein, David Fizdale, Chad Kammerer |
| Assistant Coach/Advance Scout | Octavio De La Grana |
| Head Athletic Trainer | Jay Sabol |
| Vice President, Sports Media Relations | Tim Donovan |
| Director of Sports Media Relations | Rob Wilson |
| Assistant Director of Sports Media Relations | Michael Lissack |
| Sports Media Relations Manager | Nick Maiorana |

GENERAL
INFO

FRONT
OFFICE

PLAYERS

2011-12
SEASON

STATS &
RECORDS

HISTORY

NBA

OPPONENTS

MEDIA

2012-13 MATCHUPS

| Date | Location | Time (CT) | Final |
|----------|-----------|-----------|-------|
| 11/21/12 | Miami | 6:30 p.m. | _____ |
| 12/29/12 | Milwaukee | 7:30 p.m. | _____ |
| 03/15/13 | Milwaukee | 7:30 p.m. | _____ |
| 04/09/13 | Miami | 6:30 p.m. | _____ |

2011-12 RESULTS

| Date | Location | Result | Final |
|----------|--------------|--------|--------|
| 01/22/12 | at Miami | W | 91-82 |
| 02/01/12 | at Milwaukee | W | 105-97 |
| 02/13/12 | at Milwaukee | L | 96-114 |

BUCKS vs. HEAT

| Season | Home | Road | Total |
|---------------|------------------------|------------------------|------------------------|
| 1988-89 | 1-0 | 1-0 | 2-0 |
| 1989-90 | 1-1 | 1-1 | 2-2 |
| 1990-91 | 2-0 | 2-0 | 4-0 |
| 1991-92 | 0-2 | 0-2 | 0-4 |
| 1992-93 | 1-1 | 1-1 | 2-2 |
| 1993-94 | 0-2 | 0-2 | 0-4 |
| 1994-95 | 0-2 | 0-2 | 0-4 |
| 1995-96 | 0-2 | 0-1 | 0-3 |
| 1996-97 | 0-2 | 0-2 | 0-4 |
| 1997-98 | 0-2 | 1-1 | 1-3 |
| 1998-99 | 1-1 | 0-1 | 1-2 |
| 1999-00 | 1-1 | 1-1 | 2-2 |
| 2000-01 | 1-0 | 1-1 | 2-1 |
| 2001-02 | 1-1 | 0-2 | 1-3 |
| 2002-03 | 1-1 | 2-0 | 3-1 |
| 2003-04 | 2-0 | 0-1 | 2-1 |
| 2004-05 | 0-2 | 0-2 | 0-4 |
| 2005-06 | 1-1 | 0-2 | 1-3 |
| 2006-07 | 1-1 | 0-1 | 1-2 |
| 2007-08 | 1-1 | 1-1 | 2-2 |
| 2008-09 | 0-1 | 1-1 | 1-2 |
| 2009-10 | 1-1 | 2-0 | 3-1 |
| 2010-11 | 0-2 | 1-1 | 1-3 |
| 2011-12 | 1-1 | 1-0 | 2-1 |
| TOTALS | 17-28 (.378) | 16-26 (.381) | 33-54 (.379) |

SERIES INFO

2011-12 SEASON:

| | |
|----------------|--|
| Regular Season | 46-20 (1st, Southeast Division) |
| Playoffs | Beat New York (4-1) Beat Indiana (4-2) Beat Boston (4-3) Beat Oklahoma City (4-1) |

HISTORY:

| | |
|---------------------|----------------|
| All-Time NBA Record | 965-955 (.503) |
| NBA Titles | 2 (2006, 2012) |

TIMELINE:

| | |
|--------------------|------------|
| Founded in 1988-89 | Miami Heat |
|--------------------|------------|

TEAM INFO:

| | |
|-------------|---------------------------------|
| Team Colors | Red, Yellow, Black and White |
| Home Court | AmericanAirlines Arena (19,600) |

BUCKS VS. HEAT - SERIES INFO:

| | |
|------------------------|--|
| Current Streak | Lost 1 ... 02/13/12 |
| Current Home Streak | Lost 1 ... 02/13/12 |
| Current Road Streak | Won 2 ... 04/06/11 - 01/22/12 |
| Largest Winning Margin | 26 - at Milwaukee, 01/21/90 (127-101) |
| Largest Losing Margin | 26 - at Milwaukee, 12/20/06 (121-95) 39 - at Miami, 03/14/05 (71-110) |
| Last Home Win | 02/01/12 (105-97) |
| Last Road Win | 01/22/12 (91-82) |
| Last Home Loss | 02/13/12 (96-114) |
| Last Road Loss | 01/04/11 (89-101) |



MINNESOTA

TIMBERWOLVES

600 First Ave. North
Minneapolis, MN 55403
(612) 673-1600
Timberwolves.com



Head Coach:
RICK ADELMAN

DIRECTORY

| | |
|---|---|
| Owner | Glen Taylor |
| Chief Executive Officer | Rob Moor |
| President | Chris Wright |
| President of Basketball Operations | David Kahn |
| Head Coach | Rick Adelman |
| Assistant Coaches | Terry Porter, Jack Sikma, T.R. Dunn, Bill Bayno |
| Player Development Coaches | David Adelman, Shawn Respert |
| Director of Player Personnel/Game Preparation | R.J. Adelman |
| Head Athletic Trainer | Gregg Farnam |
| Senior Vice President of Communications/Chief Marketing Officer | Ted Johnson |
| Director of Public Relations | Mike Cristaldi |
| Sr. Public Relations Coordinator | Aaron Seehusen |
| Communications Manager | Dan Bell |

2012-13 MATCHUPS

| Date | Location | Time (CT) | Final |
|----------|-----------|-----------|-------|
| 11/30/12 | Minnesota | 7:00 p.m. | _____ |
| 04/03/13 | Milwaukee | 7:00 p.m. | _____ |

2011-12 RESULTS

| Date | Location | Result | Final |
|----------|--------------|--------|-------|
| 12/27/11 | at Milwaukee | W | 98-95 |

BUCKS vs. TIMBERWOLVES

| Season | Home | Road | Total |
|---------------|------------------------|-----------------------|------------------------|
| 1989-90 | 1-0 | 1-0 | 2-0 |
| 1990-91 | 1-0 | 0-1 | 1-1 |
| 1991-92 | 1-0 | 1-0 | 2-0 |
| 1992-93 | 1-0 | 0-1 | 1-1 |
| 1993-94 | 0-1 | 0-1 | 0-2 |
| 1994-95 | 1-0 | 0-1 | 1-1 |
| 1995-96 | 0-1 | 1-0 | 1-1 |
| 1996-97 | 0-1 | 0-1 | 0-2 |
| 1997-98 | 0-1 | 1-0 | 1-1 |
| 1998-99 | 0-0 | 1-0 | 1-0 |
| 1999-00 | 0-1 | 0-1 | 0-2 |
| 2000-01 | 0-1 | 0-1 | 0-2 |
| 2001-02 | 0-1 | 0-1 | 0-2 |
| 2002-03 | 0-1 | 0-1 | 0-2 |
| 2003-04 | 0-1 | 0-1 | 0-2 |
| 2004-05 | 1-0 | 0-1 | 1-1 |
| 2005-06 | 1-0 | 0-1 | 1-1 |
| 2006-07 | 1-0 | 1-0 | 2-0 |
| 2007-08 | 1-0 | 0-1 | 1-1 |
| 2008-09 | 0-1 | 0-1 | 0-2 |
| 2009-10 | 1-0 | 1-0 | 2-0 |
| 2010-11 | 1-0 | 0-1 | 1-1 |
| 2011-12 | 1-0 | 0-0 | 1-0 |
| TOTALS | 12-10 (.545) | 7-15 (.318) | 19-25 (.432) |

SERIES INFO

2011-12 SEASON:

| | |
|----------------|---------------------------------|
| Regular Season | 26-40 (5th, Northwest Division) |
| Playoffs | Did Not Qualify |

HISTORY:

| | |
|---------------------|------------------|
| All-Time NBA Record | 731-1,107 (.398) |
| NBA Titles | None |

TIMELINE:

| | |
|--------------------|------------------------|
| Founded in 1989-90 | Minnesota Timberwolves |
|--------------------|------------------------|

TEAM INFO:

| | |
|-------------|-------------------------------|
| Team Colors | Blue, Green, Silver and Black |
| Home Court | Target Center (19,356) |

BUCKS vs. TIMBERWOLVES - SERIES INFO:

| | |
|------------------------|--------------------------------------|
| Current Streak | Won 2 ... 02/22/11 - 12/27/11 |
| Current Home Streak | Won 3 ... 01/23/10 - 12/27/11 |
| Current Road Streak | Lost 1 ... 10/29/10 |
| Largest Winning Margin | 33 - at Milwaukee, 01/23/10 (127-94) |
| Largest Losing Margin | 27 - at Minnesota, 03/19/00 (82-109) |
| Last Home Win | 12/27/11 (98-95) |
| Last Road Win | 11/06/09 (87-72) |
| Last Home Loss | 01/26/09 (83-90) |
| Last Road Loss | 10/29/10 (85-96) |

NEW ORLEANS HORNETS

5800 Airline Drive
Metairie, LA 70003
(504) 593-4700
Hornets.com



Head Coach:
MONTY WILLIAMS

DIRECTORY

Owner/Chairman of the Board Tom Benson
Owner/Vice Chairman of the Board Rita Benson LeBlanc
President Dennis Lauscha
Executive Vice President Mickey Loomis
General Manager Dell Demps
Head Coach Monty Williams
Assistant Coaches Randy Ayers, Dave Hanners, Bryan Gates, Fred Vinson
Head Athletic Trainer Jon Ishop
Sr. VP of Communications/Broadcasting Greg Bensel
VP of Communications Harold Kaufman
Director of Basketball Communications Dennis Rogers

GENERAL
INFO

FRONT
OFFICE

PLAYERS

2011-12
SEASON

STATS &
RECORDS

HISTORY

NBA

OPPONENTS

MEDIA

2012-13 MATCHUPS

| Date | Location | Time (CT) | Final |
|----------|-------------|-----------|-------|
| 11/17/12 | Milwaukee | 7:30 p.m. | _____ |
| 12/03/12 | New Orleans | 7:00 p.m. | _____ |

2011-12 RESULTS

| Date | Location | Result | Final |
|----------|--------------|--------|-------|
| 02/15/12 | at Milwaukee | L | 89-92 |

BUCKS vs. HORNETS

| Season | Home | Road | Total |
|---------------|------------------------|------------------------|------------------------|
| 1988-89 | 2-0 | 2-0 | 4-0 |
| 1889-90 | 1-0 | 1-0 | 2-0 |
| 1990-91 | 1-1 | 2-1 | 3-2 |
| 1991-92 | 2-1 | 1-1 | 3-2 |
| 1992-93 | 1-1 | 0-2 | 1-3 |
| 1993-94 | 1-1 | 1-2 | 2-3 |
| 1994-95 | 1-2 | 0-2 | 1-4 |
| 1995-96 | 0-2 | 1-1 | 1-3 |
| 1996-97 | 1-1 | 1-1 | 2-2 |
| 1997-98 | 1-1 | 0-2 | 1-3 |
| 1998-99 | 0-2 | 2-0 | 2-2 |
| 1999-00 | 1-1 | 0-2 | 1-3 |
| 2000-01 | 0-2 | 1-1 | 1-3 |
| 2001-02 | 1-1 | 1-1 | 2-2 |
| 2002-03 | 1-1 | 1-1 | 2-2 |
| 2003-04 | 1-1 | 0-2 | 1-3 |
| 2004-05 | 1-0 | 0-1 | 1-1 |
| 2005-06 | 1-0 | 0-1 | 1-1 |
| 2006-07 | 0-1 | 0-1 | 0-2 |
| 2007-08 | 0-1 | 0-1 | 0-2 |
| 2008-09 | 0-1 | 0-1 | 0-2 |
| 2009-10 | 1-0 | 0-1 | 1-1 |
| 2010-11 | 0-1 | 0-1 | 0-2 |
| 2011-12 | 0-1 | 0-0 | 0-1 |
| TOTALS | 18-23 (.439) | 14-26 (.350) | 32-49 (.395) |

SERIES INFO

2011-12 SEASON:

Regular Season 21-45 (5th, Southwest Division)
Playoffs Did Not Qualify

HISTORY:

All-Time NBA Record 934-986 (.487)
NBA Titles None

TIMELINE:

Founded in 1988-89 Charlotte Hornets
2002-03 New Orleans Hornets
2005-06 New Orleans/Oklahoma City Hornets
2007-08 New Orleans Hornets

TEAM INFO:

Team Colors Creole Blue, Purple and Mardi Gras Gold
Home Court New Orleans Arena (17,188)

BUCKS VS. HORNETS - SERIES INFO:

Current Streak Lost 3 ... 10/27/10 - 02/15/12
Current Home Streak Lost 2 ... 11/06/10 - 02/15/12
Current Road Streak Lost 9 ... 03/19/03 - 10/27/10

Largest Winning Margin 50 - at Milwaukee, 01/10/00 (137-87)
Largest Losing Margin 23 - at Charlotte, 02/18/96 (99-122)

Last Home Win 02/24/10 (115-95)
Last Road Win 01/27/03 (108-93)
Last Home Loss 02/15/12 (89-92)
Last Road Loss 10/27/10 (91-95)



NEW YORK KNICKS

Madison Square Garden
Two Pennsylvania Plaza
New York, NY 10121
(212) 465-6471
NYKnicks.com



Head Coach:
MIKE WOODSON

DIRECTORY

Executive Chairman, The Madison Square Garden Company James L. Dolan
Executive Vice President, Basketball Operations & General Manager Glen Grunwald
Head Coach Mike Woodson
Assistant Coaches Jim Todd, Darrell Walker, Herb Williams
Head Athletic Trainer Roger Hinds
Vice President, Public Relations Jonathan Supranowitz
Manager, Media Relations Gregg Schwartz

2012-13 MATCHUPS

| Date | Location | Time (CT) | Final |
|----------|-----------|-----------|-------|
| 11/28/12 | Milwaukee | 7:00 p.m. | _____ |
| 02/01/13 | New York | 6:30 p.m. | _____ |
| 04/05/13 | New York | 6:30 p.m. | _____ |

2011-12 RESULTS

| Date | Location | Result | Final |
|----------|--------------|--------|---------|
| 01/20/12 | at New York | W | 100-86 |
| 03/09/12 | at Milwaukee | W | 119-114 |
| 03/26/12 | at New York | L | 80-89 |
| 04/11/12 | at Milwaukee | L | 107-111 |

BUCKS vs. KNICKS

| Season | Home | Road | Total |
|---------------|------------------------|------------------------|------------------------|
| 1968-69 | 0-3 | 0-3 | 0-6 |
| 1969-70 | 1-2 | 1-2 | 2-4 |
| 1970-71 | 1-1 | 0-3 | 1-4 |
| 1971-72 | 2-1 | 0-2 | 2-3 |
| 1972-73 | 2-0 | 0-2 | 2-2 |
| 1973-74 | 2-0 | 0-2 | 2-2 |
| 1974-75 | 2-0 | 1-1 | 3-1 |
| 1975-76 | 0-2 | 2-0 | 2-2 |
| 1976-77 | 1-1 | 0-2 | 1-3 |
| 1977-78 | 2-0 | 1-1 | 3-1 |
| 1978-79 | 1-1 | 0-2 | 1-3 |
| 1979-80 | 1-0 | 0-1 | 1-1 |
| 1980-81 | 2-1 | 1-2 | 3-3 |
| 1981-82 | 2-1 | 1-2 | 3-3 |
| 1982-83 | 2-1 | 2-1 | 4-2 |
| 1983-84 | 2-0 | 2-1 | 4-1 |
| 1984-85 | 3-0 | 2-0 | 5-0 |
| 1985-86 | 3-0 | 3-0 | 6-0 |
| 1986-87 | 2-1 | 2-1 | 4-2 |
| 1987-88 | 2-1 | 1-2 | 3-3 |
| 1988-89 | 1-1 | 0-2 | 1-3 |
| 1989-90 | 1-1 | 1-1 | 2-2 |
| 1990-91 | 2-0 | 2-0 | 4-0 |
| 1991-92 | 1-1 | 0-2 | 1-3 |
| 1992-93 | 1-1 | 0-2 | 1-3 |
| 1993-94 | 0-2 | 0-2 | 0-4 |
| 1994-95 | 0-2 | 2-0 | 2-2 |
| 1995-96 | 0-2 | 2-0 | 2-2 |
| 1996-97 | 1-0 | 0-2 | 1-2 |
| 1997-98 | 2-0 | 1-1 | 3-1 |
| 1998-99 | 1-1 | 1-0 | 2-1 |
| 1999-00 | 0-2 | 0-2 | 0-4 |
| 2000-01 | 1-1 | 0-1 | 1-2 |
| 2001-02 | 0-2 | 1-1 | 1-3 |
| 2002-03 | 2-0 | 1-1 | 3-1 |
| 2003-04 | 1-1 | 1-1 | 2-2 |
| 2004-05 | 1-0 | 1-1 | 2-1 |
| 2005-06 | 1-1 | 2-0 | 3-1 |
| 2006-07 | 1-1 | 0-2 | 1-3 |
| 2007-08 | 1-1 | 0-1 | 1-2 |
| 2008-09 | 1-1 | 2-0 | 3-1 |
| 2009-10 | 1-0 | 2-0 | 3-0 |
| 2010-11 | 2-0 | 1-1 | 3-1 |
| 2011-12 | 1-1 | 1-1 | 2-2 |
| TOTALS | 56-38 (.596) | 40-54 (.426) | 96-92 (.511) |

SERIES INFO

2011-12 SEASON:

Regular Season 36-30 (2nd, Atlantic Division)
Playoffs Lost to Miami (1-4)

HISTORY:

All-Time NBA Record 2,561-2,586 (.498)
NBA Titles 2 (1970, 1973)

TIMELINE:

Founded in 1946-47 New York Knicks

TEAM INFO:

Team Colors Orange, Blue and White
Home Court Madison Square Garden (19,763)

BUCKS vs. KNICKS - SERIES INFO:

Current Streak Lost 2 ... 03/26/12 - 04/11/12
Current Home Streak Lost 1 ... 04/11/12
Current Road Streak Lost 1 ... 03/26/12

Largest Winning Margin 43 - at Milwaukee, 03/24/72 (131-88)
Largest Losing Margin 40 - at Milwaukee, 04/22/94 (85-125)

Last Home Win 03/09/12 (119-114)
Last Road Win 01/20/12 (100-86)
Last Home Loss 04/11/12 (111-107)
Last Road Loss 03/26/12 (89-80)

OKLAHOMA CITY THUNDER

Leadership Square
211 N. Robinson, Suite 300
Oklahoma City, OK 73102
(405) 208-4800
Thunder.NBA.com



Head Coach:
SCOTT BROOKS



DIRECTORY

| | |
|--|--|
| Chairman | Clayton I. Bennett |
| Executive Vice President and General Manager | Sam Presti |
| Assistant General Manager/Vice President | Troy Weaver |
| Assistant General Manager/Legal and Administration | Michael Winger |
| Head Coach | Scott Brooks |
| Assistant Coaches | Mark Bryant, Maurice Cheeks, Rex Kalamian, Brian Keefe |
| Assistant Coach/Player Development | Maz Trakh |
| Head Athletic Trainer | Joe Sharpe |
| Director of Basketball Communication | Matt Tumbleson |
| Manager of Basketball Communications | Michael Ravina |
| Coordinator of Basketball Communications | John Read |

2012-13 MATCHUPS

| Date | Location | Time (CT) | Final |
|----------|---------------|-----------|-------|
| 03/30/13 | Milwaukee | 7:30 p.m. | _____ |
| 04/17/13 | Oklahoma City | 7:00 p.m. | _____ |

2011-12 RESULTS

| Date | Location | Result | Final |
|----------|--------------|--------|--------|
| 04/09/12 | at Milwaukee | L | 89-109 |

BUCKS vs. THUNDER

| Season | Home | Road | Total |
|---------------|------------------------|------------------------|------------------------|
| 1968-69 | 3-1 | 0-4 | 3-5 |
| 1969-70 | 3-0 | 2-1 | 5-1 |
| 1970-71 | 3-0 | 2-1 | 5-1 |
| 1971-72 | 3-0 | 3-0 | 6-0 |
| 1972-73 | 3-0 | 2-1 | 5-1 |
| 1973-74 | 3-0 | 1-2 | 4-2 |
| 1974-75 | 1-1 | 0-2 | 1-3 |
| 1975-76 | 1-1 | 1-2 | 2-3 |
| 1976-77 | 1-1 | 0-2 | 1-3 |
| 1977-78 | 1-1 | 0-2 | 1-3 |
| 1978-79 | 2-0 | 0-2 | 2-2 |
| 1979-80 | 1-2 | 1-2 | 2-4 |
| 1980-81 | 1-0 | 1-0 | 2-0 |
| 1981-82 | 0-1 | 0-1 | 0-2 |
| 1982-83 | 0-1 | 0-1 | 0-2 |
| 1983-84 | 1-0 | 0-1 | 1-1 |
| 1984-85 | 1-0 | 1-0 | 2-0 |
| 1985-86 | 1-0 | 1-0 | 2-0 |
| 1986-87 | 1-0 | 1-0 | 2-0 |
| 1987-88 | 1-0 | 0-1 | 1-1 |
| 1988-89 | 1-0 | 0-1 | 1-1 |
| 1989-90 | 1-0 | 1-0 | 2-0 |
| 1990-91 | 1-0 | 0-1 | 1-1 |
| 1991-92 | 1-0 | 0-1 | 1-1 |
| 1992-93 | 0-1 | 0-1 | 0-2 |
| 1993-94 | 0-1 | 0-1 | 0-2 |
| 1994-95 | 0-1 | 0-1 | 0-2 |
| 1995-96 | 0-1 | 0-1 | 0-2 |
| 1996-97 | 1-0 | 0-1 | 1-1 |
| 1997-98 | 1-0 | 0-1 | 1-1 |
| 1998-99 | 1-0 | 0-0 | 1-0 |
| 1999-00 | 0-1 | 1-0 | 1-1 |
| 2000-01 | 0-1 | 0-1 | 0-2 |
| 2001-02 | 0-1 | 0-1 | 0-2 |
| 2002-03 | 1-0 | 0-1 | 1-1 |
| 2003-04 | 0-1 | 0-1 | 0-2 |
| 2004-05 | 1-0 | 0-1 | 1-1 |
| 2005-06 | 1-0 | 0-1 | 1-1 |
| 2006-07 | 1-0 | 0-1 | 1-1 |
| 2007-08 | 1-0 | 0-1 | 1-1 |
| 2008-09 | 1-0 | 1-0 | 2-0 |
| 2009-10 | 1-0 | 0-1 | 1-1 |
| 2010-11 | 0-1 | 1-0 | 1-1 |
| 2011-12 | 0-1 | 0-0 | 0-1 |
| TOTALS | 45-19 (.703) | 20-43 (.317) | 65-62 (.512) |

SERIES INFO

2011-12 SEASON:

| | |
|----------------|---------------------------------|
| Regular Season | 47-19 (1st, Northwest Division) |
| Playoffs | Beat Dallas (4-0) |
| | Beat L.A. Lakers (4-1) |
| | Beat San Antonio (4-2) |
| | Lost to Miami (1-4) |

HISTORY:

| | |
|---------------------|--------------------|
| All-Time NBA Record | 1,920-1,722 (.527) |
| NBA Titles | 1 (1979) |

TIMELINE:

| | |
|--------------------|-----------------------|
| Founded in 1967-68 | Seattle SuperSonics |
| 2008-09 | Oklahoma City Thunder |

TEAM INFO:

| | |
|-------------|----------------------------------|
| Team Colors | Blue, Red, Yellow and Dark Blue |
| Home Court | Chesapeake Energy Arena (18,203) |

BUCKS VS. THUNDER - SERIES INFO:

| | |
|------------------------|--------------------------------------|
| Current Streak | Lost 1 ... 04/09/12 |
| Current Home Streak | Lost 2 ... 11/20/10 - 04/09/12 |
| Current Road Streak | Won 1 ... 04/13/11 |
| | |
| Largest Winning Margin | 44 - at Milwaukee, 12/19/72 (121-77) |
| Largest Losing Margin | 31 - at Seattle, 01/22/91 (132-101) |
| | |
| Last Home Win | 01/02/10 (103-97, OT) |
| Last Road Win | 04/13/11 (110-106, OT) |
| Last Home Loss | 04/09/12 (89-109) |
| Last Road Loss | 11/27/09 (90-108) |

GENERAL
INFO

FRONT
OFFICE

PLAYERS

2011-12
SEASON

STATS &
RECORDS

HISTORY

NBA

OPPONENTS

MEDIA



ORLANDO MAGIC

8701 Maitland Summit Blvd.
Orlando, FL 32810
(407) 916-2400
OrlandoMagic.com



Head Coach:
JACQUE VAUGHN

DIRECTORY

| | |
|---------------------------------------|--|
| Senior Chairman | Rich DeVos |
| Chairman | Dan DeVos |
| Chief Executive Officer | Alex Martins |
| General Manager | Rob Hennigan |
| VP/Assistant General Manager | Matt Lloyd |
| Head Coach | Jacque Vaughn |
| Assistant Coaches | James Borrego, Wes Unseld Jr., Brett Gunning |
| Assistant Coaches/Player Development | Laron Profit, Luke Stuckey |
| Athletic Trainer | Keon Weise |
| Assistant Director of Team Operations | Rodney Powell |
| Sr. Vice President of Communications | Joel Glass |
| Director of Communications | George Galante |
| Assistant Director of Communications | Trish Wingerson |
| Communications Manager | Melaine Curtsinger |

2012-13 MATCHUPS

| Date | Location | Time (CT) | Final |
|----------|-----------|-----------|-------|
| 02/02/13 | Milwaukee | 7:30 p.m. | _____ |
| 03/17/13 | Milwaukee | Noon | _____ |
| 04/10/13 | Orlando | 6:00 p.m. | _____ |

2011-12 RESULTS

| Date | Location | Result | Final |
|----------|--------------|--------|--------|
| 02/11/12 | at Milwaukee | L | 94-99 |
| 02/17/12 | at Orlando | L | 85-94 |
| 02/20/12 | at Milwaukee | L | 90-93 |
| 03/03/12 | at Orlando | L | 98-114 |

BUCKS vs. MAGIC

| Season | Home | Road | Total |
|---------------|------------------------|------------------------|------------------------|
| 1989-90 | 3-0 | 2-0 | 5-0 |
| 1990-91 | 1-0 | 1-0 | 2-0 |
| 1991-92 | 2-0 | 1-1 | 3-1 |
| 1992-93 | 2-0 | 0-2 | 2-2 |
| 1993-94 | 0-2 | 1-1 | 1-3 |
| 1994-95 | 0-2 | 0-2 | 0-4 |
| 1995-96 | 1-1 | 0-2 | 1-3 |
| 1996-97 | 1-1 | 1-1 | 2-2 |
| 1997-98 | 1-0 | 1-1 | 2-1 |
| 1998-99 | 1-0 | 0-2 | 1-2 |
| 1999-00 | 2-0 | 2-0 | 4-0 |
| 2000-01 | 2-0 | 2-0 | 4-0 |
| 2001-02 | 2-0 | 0-1 | 2-1 |
| 2002-03 | 1-1 | 1-1 | 2-2 |
| 2003-04 | 2-0 | 1-1 | 3-1 |
| 2004-05 | 1-0 | 1-1 | 2-1 |
| 2005-06 | 2-0 | 0-2 | 2-2 |
| 2006-07 | 1-1 | 0-2 | 1-3 |
| 2007-08 | 1-1 | 0-1 | 1-2 |
| 2008-09 | 1-1 | 0-2 | 1-3 |
| 2009-10 | 0-1 | 0-2 | 0-3 |
| 2010-11 | 1-1 | 0-2 | 1-3 |
| 2011-12 | 0-2 | 0-2 | 0-4 |
| TOTALS | 28-14 (.667) | 14-29 (.326) | 42-43 (.494) |

SERIES INFO

2011-12 SEASON:

| | |
|----------------|---------------------------------|
| Regular Season | 37-29 (3rd, Southeast Division) |
| Playoffs | Lost to Indiana (1-4) |

HISTORY:

| | |
|---------------------|----------------|
| All-Time NBA Record | 959-879 (.522) |
| NBA Titles | None |

TIMELINE:

| | |
|--------------------|---------------|
| Founded in 1989-90 | Orlando Magic |
|--------------------|---------------|

TEAM INFO:

| | |
|-------------|------------------------|
| Team Colors | Blue, Silver and Black |
| Home Court | Amway Center (18,846) |

BUCKS VS. MAGIC - SERIES INFO:

| | |
|------------------------|---------------------------------------|
| Current Streak | Lost 7 ... 01/05/11 - 03/03/12 |
| Current Home Streak | Lost 3 ... 03/16/11 - 02/20/12 |
| Current Road Streak | Lost 13 ... 12/26/05 - 03/03/12 |
| Largest Winning Margin | 34 - at Milwaukee, 11/04/97 (110-76) |
| Largest Losing Margin | 48 - at Milwaukee, 02/20/95 (104-152) |
| Last Home Win | 12/04/10 (96-85) |
| Last Road Win | 12/29/04 (111-105) |
| Last Home Loss | 02/20/12 (90-93) |
| Last Road Loss | 03/03/12 (98-114) |

PHILADELPHIA 76ERS

3601 S. Broad St.
Philadelphia, PA 19148
(215) 339-7666
Sixers.com



GENERAL
INFO

FRONT
OFFICE



Head Coach:
DOUG COLLINS

PLAYERS

2011-12
SEASON

STATS &
RECORDS

HISTORY

NBA

OPPONENTS

MEDIA

DIRECTORY

| | |
|--|--|
| Managing Owner | Josh Harris |
| Co-Managing Owner | David Blitzer |
| Co-Owner & Chief Executive Officer | Adam Aron |
| President of Basketball Operations | Rod Thorn |
| Senior Vice President of Basketball Operations | Tony DiLeo |
| Head Coach | Doug Collins |
| Associate Head Coach | Michael Curry |
| Assistant Coaches | Brian James, Aaron McKie, Jeff Capel, Monte Shubik |
| Head Athletic Trainer | Kevin Johnson |
| Director of Public Relations | Michael Preston |
| Public Relations Coordinator | Sean McCloskey |
| Public Relations Coordinator | Rebecca Timms |

2012-13 MATCHUPS

| Date | Location | Time (CT) | Final |
|----------|--------------|-----------|-------|
| 11/12/12 | Philadelphia | 6:00 p.m. | _____ |
| 01/22/13 | Milwaukee | 7:00 p.m. | _____ |
| 02/13/13 | Milwaukee | 7:00 p.m. | _____ |
| 03/27/13 | Philadelphia | 6:00 p.m. | _____ |

2011-12 RESULTS

| Date | Location | Result | Final |
|----------|-----------------|--------|-------|
| 01/16/12 | at Philadelphia | L | 82-94 |
| 03/05/12 | at Milwaukee | W | 97-93 |
| 04/25/12 | at Milwaukee | L | 85-90 |

BUCKS vs. 76ERS

| Season | Home | Road | Total |
|---------------|------------------------|------------------------|------------------------|
| 1968-69 | 0-3 | 0-3 | 0-6 |
| 1969-70 | 1-2 | 4-0 | 5-2 |
| 1970-71 | 3-0 | 1-1 | 4-1 |
| 1971-72 | 1-1 | 3-0 | 4-1 |
| 1972-73 | 2-0 | 1-1 | 3-1 |
| 1973-74 | 2-0 | 2-0 | 4-0 |
| 1974-75 | 2-0 | 1-1 | 3-1 |
| 1975-76 | 1-1 | 1-1 | 2-2 |
| 1976-77 | 1-1 | 0-1 | 1-2 |
| 1977-78 | 1-0 | 0-2 | 1-2 |
| 1978-79 | 2-0 | 0-2 | 2-2 |
| 1979-80 | 0-1 | 0-1 | 0-2 |
| 1980-81 | 2-1 | 1-1 | 3-2 |
| 1981-82 | 3-0 | 1-2 | 4-2 |
| 1982-83 | 1-2 | 0-3 | 1-5 |
| 1983-84 | 1-2 | 1-2 | 2-4 |
| 1984-85 | 1-2 | 2-1 | 3-3 |
| 1985-86 | 2-0 | 2-1 | 4-1 |
| 1986-87 | 2-1 | 0-2 | 2-3 |
| 1987-88 | 2-1 | 0-3 | 2-4 |
| 1988-89 | 2-0 | 1-1 | 3-1 |
| 1989-90 | 0-2 | 1-1 | 1-3 |
| 1990-91 | 1-1 | 1-1 | 2-2 |
| 1991-92 | 2-0 | 1-1 | 3-1 |
| 1992-93 | 1-1 | 1-1 | 2-2 |
| 1993-94 | 1-1 | 0-2 | 1-3 |
| 1994-95 | 1-1 | 2-0 | 3-1 |
| 1995-96 | 0-1 | 2-0 | 2-1 |
| 1996-97 | 1-1 | 2-0 | 3-1 |
| 1997-98 | 1-1 | 1-1 | 2-2 |
| 1998-99 | 0-1 | 1-1 | 1-2 |
| 1999-00 | 0-2 | 0-1 | 0-3 |
| 2000-01 | 1-1 | 1-1 | 2-2 |
| 2001-02 | 0-2 | 1-1 | 1-3 |
| 2002-03 | 1-1 | 1-1 | 2-2 |
| 2003-04 | 1-0 | 1-1 | 2-1 |
| 2004-05 | 0-2 | 0-2 | 0-4 |
| 2005-06 | 1-1 | 2-0 | 3-1 |
| 2006-07 | 2-0 | 0-1 | 2-1 |
| 2007-08 | 0-2 | 1-1 | 1-3 |
| 2008-09 | 0-1 | 0-2 | 0-3 |
| 2009-10 | 1-1 | 1-1 | 2-2 |
| 2010-11 | 2-0 | 0-2 | 2-2 |
| 2011-12 | 1-1 | 0-1 | 1-2 |
| TOTALS | 50-42 (.543) | 41-52 (.441) | 91-94 (.492) |

SERIES INFO

2011-12 SEASON:

| | |
|----------------|---|
| Regular Season | 35-31 (3rd, Atlantic Division) |
| Playoffs | Beat Chicago (4-2) Lost to Miami (2-4) |

HISTORY:

| | |
|---------------------|----------------------|
| All-Time NBA Record | 2,645-2,331 (.532) |
| NBA Titles | 3 (1955, 1967, 1983) |

TIMELINE:

| | |
|--------------------|--------------------|
| Founded in 1949-50 | Syracuse Nationals |
| 1963-64 | Philadelphia 76ers |

TEAM INFO:

| | |
|-------------|-----------------------------|
| Team Colors | Red, White, Blue |
| Home Court | Wells Fargo Center (20,328) |

BUCKS VS. 76ERS - SERIES INFO:

| | |
|------------------------|---|
| Current Streak | Lost 1 ... 04/25/12 |
| Current Home Streak | Lost 1 ... 04/25/12 |
| Current Road Streak | Lost 3 ... 11/19/10 - 01/16/12 |
| Largest Winning Margin | 33 - at Milwaukee, 04/15/87 (128-95) |
| Largest Losing Margin | 44 - at Philadelphia, 11/16/88 (92-136) |
| Last Home Win | 03/05/12 (97-93) |
| Last Road Win | 04/09/10 (95-90) |
| Last Home Loss | 04/25/12 (85-90) |
| Last Road Loss | 01/16/12 (82-94) |



PHOENIX SUNS

201 E. Jefferson St.
Phoenix, AZ 85004
(602) 379-7900
Suns.com



Head Coach:
ALVIN GENTRY

DIRECTORY

Managing Partner Robert Sarver
Vice Chairmen Andrew Kohlberg, Jahm Najafi, Sam Garvin
President of Basketball Operations Lon Babby
General Manager Lance Blanks
President of Business Operations Jason Rowley
Head Coach Alvin Gentry
Assistant Coaches Elston Turner, Dan Majerle, Igor Kokoskov, Noel Gillespie
Head Athletic Trainer Aaron Nelson
Vice President, Basketball Communications Julie Fie
Manager, Basketball Communications DC Headley
Manager, Basketball Communications Vince Kozar
Assistant to VP of Basketball Communications Sherry Reed

2012-13 MATCHUPS

| Date | Location | Time (CT) | Final |
|----------|-----------|-----------|-------|
| 01/08/13 | Milwaukee | 7:00 p.m. | _____ |
| 01/17/13 | Phoenix | 8:00 p.m. | _____ |

2011-12 RESULTS

| Date | Location | Result | Final |
|----------|--------------|--------|---------|
| 01/08/12 | at Phoenix | L | 93-109 |
| 02/07/12 | at Milwaukee | L | 105-107 |

BUCKS vs. SUNS

| Season | Home | Road | Total |
|---------------|------------------------|------------------------|------------------------|
| 1968-69 | 4-0 | 2-2 | 6-2 |
| 1969-70 | 3-0 | 3-0 | 6-0 |
| 1970-71 | 2-1 | 2-1 | 4-2 |
| 1971-72 | 2-1 | 2-1 | 4-2 |
| 1972-73 | 2-1 | 3-0 | 5-1 |
| 1973-74 | 3-0 | 2-1 | 5-1 |
| 1974-75 | 1-1 | 1-1 | 2-2 |
| 1975-76 | 1-1 | 2-1 | 3-2 |
| 1976-77 | 1-1 | 0-2 | 1-3 |
| 1977-78 | 1-1 | 0-2 | 1-3 |
| 1978-79 | 2-0 | 0-2 | 2-2 |
| 1979-80 | 2-1 | 2-1 | 4-2 |
| 1980-81 | 1-0 | 0-1 | 1-1 |
| 1981-82 | 1-0 | 0-1 | 1-1 |
| 1982-83 | 1-0 | 0-1 | 1-1 |
| 1983-84 | 1-0 | 1-0 | 2-0 |
| 1984-85 | 1-0 | 0-1 | 1-1 |
| 1985-86 | 0-1 | 1-0 | 1-1 |
| 1986-87 | 1-0 | 1-0 | 2-0 |
| 1987-88 | 1-0 | 0-1 | 1-1 |
| 1988-89 | 1-0 | 0-1 | 1-1 |
| 1989-90 | 1-0 | 0-1 | 1-1 |
| 1990-91 | 1-0 | 0-1 | 1-1 |
| 1991-92 | 0-1 | 0-1 | 0-2 |
| 1992-93 | 0-1 | 0-1 | 0-2 |
| 1993-94 | 0-1 | 0-1 | 0-2 |
| 1994-95 | 0-1 | 0-1 | 0-2 |
| 1995-96 | 0-1 | 0-1 | 0-2 |
| 1996-97 | 1-0 | 0-1 | 1-1 |
| 1997-98 | 0-1 | 0-1 | 0-2 |
| 1998-99 | 0-1 | 0-0 | 0-1 |
| 1999-00 | 1-0 | 0-1 | 1-1 |
| 2000-01 | 0-1 | 0-1 | 0-2 |
| 2001-02 | 0-1 | 0-1 | 0-2 |
| 2002-03 | 0-1 | 0-1 | 0-2 |
| 2003-04 | 1-0 | 0-1 | 1-1 |
| 2004-05 | 0-1 | 0-1 | 0-2 |
| 2005-06 | 1-0 | 0-1 | 1-1 |
| 2006-07 | 0-1 | 0-1 | 0-2 |
| 2007-08 | 0-1 | 0-1 | 0-2 |
| 2008-09 | 0-1 | 0-1 | 0-2 |
| 2009-10 | 1-0 | 0-1 | 1-1 |
| 2010-11 | 0-1 | 0-1 | 0-2 |
| 2011-12 | 0-1 | 0-1 | 0-2 |
| TOTALS | 39-25 (.609) | 22-42 (.344) | 61-67 (.477) |

SERIES INFO

2011-12 SEASON:

Regular Season 33-33 (3rd, Pacific Division)
Playoffs Did Not Qualify

HISTORY:

All-Time NBA Record 1,987-1,573 (.558)
NBA Titles None

TIMELINE:

Founded in 1968-69 Phoenix Suns

TEAM INFO:

Team Colors Purple, Orange and Black
Home Court US Airways Center (18,422)

BUCKS VS. SUNS - SERIES INFO:

Current Streak Lost 4 ... 02/02/11 - 02/07/12
Current Home Streak Lost 2 ... 03/04/11 - 02/07/12
Current Road Streak Lost 24 ... 04/19/88 - 01/08/12

Largest Winning Margin 31 - at Milwaukee, 03/12/73 (126-95)
Largest Losing Margin 28 - at Phoenix, 03/28/92 (104-132)

Last Home Win 04/03/10 (107-98)
Last Road Win 02/21/87 (115-107)
Last Home Loss 02/07/12 (105-107)
Last Road Loss 01/08/12 (93-109)

PORTLAND

TRAIL BLAZERS

One Center Court, Suite 200
Portland, OR 97227
(503) 234-9291
TrailBlazers.com



GENERAL
INFO

FRONT
OFFICE

PLAYERS

2011-12
SEASON

STATS &
RECORDS

HISTORY

NBA

OPPONENTS

MEDIA



Head Coach:
TERRY STOTTS

DIRECTORY

Owner Paul Allen
President TBD
Chief Operating Officer Sarah Mensah
General Manager Neil Olshey
Head Coach Terry Stotts
Assistant Coaches Kaleb Canales, Jay Triano, David Vanterpool
..... Kim Hughes, Dale Osbourne
Director of Medical Services/Head Athletic Trainer Jay Jensen
Head Athletic Trainer Geoff Clark
Assistant General Managers Bill Branch, Steve Rosenberry
Vice President of Communications and Public Engagement Michael Lewellen
Senior Director of Communications Jim Taylor
Sports Communications Director Collin Romer

2012-13 MATCHUPS

| Date | Location | Time (CT) | Final |
|----------|-----------|-----------|-------|
| 01/19/13 | Portland | 9:00 p.m. | _____ |
| 03/19/13 | Milwaukee | 7:00 p.m. | _____ |

2011-12 RESULTS

| Date | Location | Result | Final |
|----------|--------------|--------|--------|
| 03/20/12 | at Portland | W | 116-87 |
| 04/07/12 | at Milwaukee | W | 116-94 |

BUCKS vs. TRAIL BLAZERS

| Season | Home | Road | Total |
|---------------|------------------------|------------------------|------------------------|
| 1970-71 | 2-0 | 1-1 | 3-1 |
| 1971-72 | 3-0 | 3-0 | 6-0 |
| 1972-73 | 3-0 | 2-1 | 5-1 |
| 1973-74 | 3-0 | 3-0 | 6-0 |
| 1974-75 | 2-0 | 0-2 | 2-2 |
| 1975-76 | 2-1 | 0-2 | 2-3 |
| 1976-77 | 2-0 | 0-2 | 2-2 |
| 1977-78 | 1-1 | 0-2 | 1-3 |
| 1978-79 | 1-1 | 1-1 | 2-2 |
| 1979-80 | 3-0 | 2-1 | 5-1 |
| 1980-81 | 1-0 | 1-0 | 2-0 |
| 1981-82 | 1-0 | 1-0 | 2-0 |
| 1982-83 | 1-0 | 1-0 | 2-0 |
| 1983-84 | 1-0 | 0-1 | 1-1 |
| 1984-85 | 1-0 | 1-0 | 2-0 |
| 1985-86 | 1-0 | 1-0 | 2-0 |
| 1986-87 | 0-1 | 0-1 | 0-2 |
| 1987-88 | 1-0 | 0-1 | 1-1 |
| 1988-89 | 1-0 | 1-0 | 2-0 |
| 1989-90 | 1-0 | 0-1 | 1-1 |
| 1990-91 | 1-0 | 0-1 | 1-1 |
| 1991-92 | 0-1 | 0-1 | 0-2 |
| 1992-93 | 0-1 | 0-1 | 0-2 |
| 1993-94 | 1-0 | 0-1 | 1-1 |
| 1994-95 | 0-1 | 0-1 | 0-2 |
| 1995-96 | 1-0 | 1-0 | 2-0 |
| 1996-97 | 0-1 | 0-1 | 0-2 |
| 1997-98 | 1-0 | 1-0 | 2-0 |
| 1998-99 | 0-0 | 0-0 | 0-0 |
| 1999-00 | 0-1 | 0-1 | 0-2 |
| 2000-01 | 0-1 | 0-1 | 0-2 |
| 2001-02 | 0-1 | 0-1 | 0-2 |
| 2002-03 | 1-0 | 1-0 | 2-0 |
| 2003-04 | 0-1 | 1-0 | 1-1 |
| 2004-05 | 0-1 | 0-1 | 0-2 |
| 2005-06 | 1-0 | 1-0 | 2-0 |
| 2006-07 | 1-0 | 0-1 | 1-1 |
| 2007-08 | 0-1 | 0-1 | 0-2 |
| 2008-09 | 0-1 | 0-1 | 0-2 |
| 2009-10 | 1-0 | 0-1 | 1-1 |
| 2010-11 | 0-1 | 0-1 | 0-2 |
| 2011-12 | 1-0 | 1-0 | 2-0 |
| TOTALS | 40-16 (.714) | 24-31 (.436) | 64-47 (.577) |

SERIES INFO

2011-12 SEASON:

Regular Season 28-38 (4th, Northwest Division)
Playoffs Did Not Qualify

HISTORY:

All-Time NBA Record 1,809-1,587 (.533)
NBA Titles 1 (1977)

TIMELINE:

Founded in 1970-71 Portland Trail Blazers

TEAM INFO:

Team Colors Scarlet, Black and White
Home Court The Rose Garden (19,980)

BUCKS vs. TRAIL BLAZERS - SERIES INFO:

Current Streak Won 2 ... 03/20/12 - 04/07/12
Current Home Streak Won 1 ... 04/07/12
Current Road Streak Won 1 ... 03/20/12

Largest Winning Margin 39 - at Milwaukee, 12/29/71 (123-84)
Largest Losing Margin 38 - at Portland, 03/05/78 (88-126)

Last Home Win 04/07/12 (116-94)
Last Road Win 03/20/12 (116-87)
Last Home Loss 11/02/10 (76-90)
Last Road Loss 12/20/10 (80-106)



SACRAMENTO KINGS

One Sports Parkway
Sacramento, CA 95834
(916) 928-0000
Kings.com



Head Coach:
KEITH SMART

DIRECTORY

| | |
|---|---------------------------------------|
| Ownership | Maloo Sports and Entertainment |
| President, Basketball Operations | Geoff Petrie |
| President | Matina Kolokotronis |
| Vice President and General Manager, Basketball Operations | Wayne Cooper |
| Head Coach | Keith Smart |
| Assistant Coaches | Jim Eyen, Alex English, Bobby Jackson |
| Director of Sports Medicine | Pete Youngman |
| Head Athletic Trainer | Manny Romero |
| Vice President of Media Relations/Basketball Operations | Troy Hanson |
| Executive Director of Media Relations/Basketball Operations | Darrin May |
| Director, Basketball Information | Darryl Arata |
| Director, Media Relations | Devin Blankenship |
| Director, Public Relations | Chris Clark |

2012-13 MATCHUPS

| Date | Location | Time (CT) | Final |
|----------|------------|-----------|-------|
| 12/12/12 | Milwaukee | 7:00 p.m. | _____ |
| 03/10/13 | Sacramento | 8:00 p.m. | _____ |

2011-12 RESULTS

| Date | Location | Result | Final |
|----------|---------------|--------|---------|
| 01/05/12 | at Sacramento | L | 100-103 |

BUCKS vs. KINGS

| Season | Home | Road | Total |
|---------------|------------------------|------------------------|------------------------|
| 1968-69 | 0-3 | 1-2 | 1-5 |
| 1969-70 | 3-1 | 2-1 | 5-2 |
| 1970-71 | 3-0 | 1-1 | 4-1 |
| 1971-72 | 2-0 | 3-0 | 5-0 |
| 1972-73 | 3-0 | 3-1 | 6-1 |
| 1973-74 | 4-0 | 3-0 | 7-0 |
| 1974-75 | 2-2 | 1-4 | 3-6 |
| 1975-76 | 4-0 | 1-2 | 5-2 |
| 1976-77 | 2-0 | 0-2 | 2-2 |
| 1977-78 | 2-0 | 2-0 | 4-0 |
| 1978-79 | 1-1 | 1-1 | 2-2 |
| 1979-80 | 2-1 | 1-2 | 3-3 |
| 1980-81 | 1-0 | 0-1 | 1-1 |
| 1981-82 | 0-1 | 1-0 | 1-1 |
| 1982-83 | 1-0 | 0-1 | 1-1 |
| 1983-84 | 1-0 | 1-0 | 2-0 |
| 1984-85 | 1-0 | 1-0 | 2-0 |
| 1985-86 | 1-0 | 1-0 | 2-0 |
| 1986-87 | 1-0 | 1-0 | 2-0 |
| 1987-88 | 1-0 | 1-0 | 2-0 |
| 1988-89 | 1-0 | 1-0 | 2-0 |
| 1989-90 | 1-0 | 0-1 | 1-1 |
| 1990-91 | 1-0 | 0-1 | 1-1 |
| 1991-92 | 0-1 | 0-1 | 0-2 |
| 1992-93 | 0-1 | 1-0 | 1-1 |
| 1993-94 | 0-1 | 1-0 | 1-1 |
| 1994-95 | 1-0 | 0-1 | 1-1 |
| 1995-96 | 0-1 | 0-1 | 0-2 |
| 1996-97 | 0-1 | 0-1 | 0-2 |
| 1997-98 | 1-0 | 1-0 | 2-0 |
| 1998-99 | 0-0 | 0-0 | 0-0 |
| 1999-00 | 1-0 | 0-1 | 1-1 |
| 2000-01 | 1-0 | 1-0 | 2-0 |
| 2001-02 | 0-1 | 0-1 | 0-2 |
| 2002-03 | 0-1 | 0-1 | 0-2 |
| 2003-04 | 0-1 | 1-0 | 1-1 |
| 2004-05 | 0-1 | 0-1 | 0-2 |
| 2005-06 | 0-1 | 0-1 | 0-2 |
| 2006-07 | 1-0 | 0-1 | 1-1 |
| 2007-08 | 0-1 | 0-1 | 0-2 |
| 2008-09 | 1-0 | 1-0 | 2-0 |
| 2009-10 | 0-1 | 1-0 | 1-1 |
| 2010-11 | 0-1 | 1-0 | 1-1 |
| 2011-12 | 0-0 | 0-1 | 0-1 |
| TOTALS | 44-22 (.667) | 34-32 (.515) | 78-54 (.591) |

SERIES INFO

2011-12 SEASON:

| | |
|----------------|-------------------------------|
| Regular Season | 22-44 (5th, Pacific Division) |
| Playoffs | Did Not Qualify |

HISTORY:

| | |
|---------------------|--------------------|
| All-Time NBA Record | 2,346-2,695 (.465) |
| NBA Titles | 1 (1951) |

TIMELINE:

| | |
|--------------------|-------------------------|
| Founded in 1948-49 | Rochester Royals |
| 1957-58 | Cincinnati Royals |
| 1972-73 | Kansas City/Omaha Kings |
| 1975-76 | Kansas City Kings |
| 1985-86 | Sacramento Kings |

TEAM INFO:

| | |
|-------------|---------------------------------|
| Team Colors | Purple, Black and Silver |
| Home Court | Power Balance Pavilion (17,317) |

BUCKS vs. KINGS - SERIES INFO:

| | |
|------------------------|---|
| Current Streak | Lost 2 ... 03/23/11 - 01/05/12 |
| Current Home Streak | Lost 2 ... 12/19/09 - 03/23/11 |
| Current Road Streak | Lost 1 ... 01/05/12 |
| Largest Winning Margin | 58 - at Milwaukee, 12/15/85 (140-82) |
| Largest Losing Margin | 25 - at Milwaukee, 03/20/96 (97-122) 25 - at Milwaukee, 03/10/02 (73-98) 25 - at Milwaukee, 01/07/03 (76-101) |
| Last Home Win | 01/24/09 (106-104) |
| Last Road Win | 12/23/10 (84-79) |
| Last Home Loss | 03/23/11 (90-97) |
| Last Road Loss | 01/05/12 (100-103) |

SAN ANTONIO SPURS

One AT&T Center
San Antonio, TX 78219
(210) 444-5500
Spurs.com



Head Coach:
GREGG POPOVICH



GENERAL
INFO

FRONT
OFFICE

PLAYERS

2011-12
SEASON

STATS &
RECORDS

HISTORY

NBA

OPPONENTS

MEDIA

DIRECTORY

Chairman & CEO Peter M. Holt
President of Business Operations Rick Pych
President of Basketball Operations/Head Coach Gregg Popovich
President of Sports Franchises/General Manager R.C. Buford
Assistant General Manager Scott Layden
Vice President/Basketball Operations Danny Ferry
Assistant Coaches Mike Budenholzer, Brett Brown,
Chip Engelland, Chad Forcier, Ime Udoka
Head Athletic Trainer Will Sevensen
Director of Media Services Tom James
Basketball Communications Manager Kris Davis
Basketball Communications Coordinator Mitch Heckart

2012-13 MATCHUPS

| Date | Location | Time (CT) | Final |
|----------|-------------|-----------|-------|
| 12/05/12 | San Antonio | 7:30 p.m. | _____ |
| 01/02/13 | Milwaukee | 7:00 p.m. | _____ |

2011-12 RESULTS

| Date | Location | Result | Final |
|----------|--------------|--------|---------|
| 01/10/12 | at Milwaukee | W | 106-103 |

BUCKS vs. SPURS

| Season | Home | Road | Total |
|---------------|------------------------|------------------------|------------------------|
| 1976-77 | 1-1 | 2-0 | 3-1 |
| 1977-78 | 2-0 | 0-2 | 2-2 |
| 1978-79 | 1-0 | 0-2 | 1-3 |
| 1979-80 | 0-1 | 0-1 | 0-2 |
| 1980-81 | 1-0 | 0-1 | 1-1 |
| 1981-82 | 1-0 | 0-1 | 1-1 |
| 1982-83 | 1-0 | 1-0 | 2-0 |
| 1983-84 | 0-1 | 1-0 | 1-1 |
| 1984-85 | 1-0 | 1-0 | 2-0 |
| 1985-86 | 1-0 | 1-0 | 2-0 |
| 1986-87 | 1-0 | 0-1 | 1-1 |
| 1987-88 | 1-0 | 0-1 | 1-1 |
| 1988-89 | 1-0 | 0-1 | 1-1 |
| 1989-90 | 1-0 | 0-1 | 1-1 |
| 1990-91 | 0-1 | 1-0 | 1-1 |
| 1991-92 | 1-0 | 0-1 | 1-1 |
| 1992-93 | 0-1 | 0-1 | 0-2 |
| 1993-94 | 0-1 | 0-1 | 0-2 |
| 1994-95 | 0-1 | 0-1 | 0-2 |
| 1995-96 | 1-0 | 0-1 | 1-1 |
| 1996-97 | 1-0 | 0-1 | 1-1 |
| 1997-98 | 0-1 | 0-1 | 0-2 |
| 1998-99 | 0-0 | 0-0 | 0-0 |
| 1999-00 | 1-0 | 1-0 | 2-0 |
| 2000-01 | 1-0 | 1-0 | 2-0 |
| 2001-02 | 1-0 | 1-0 | 2-0 |
| 2002-03 | 0-1 | 0-1 | 0-2 |
| 2003-04 | 1-0 | 0-1 | 1-1 |
| 2004-05 | 0-1 | 0-1 | 0-2 |
| 2005-06 | 1-0 | 0-1 | 1-1 |
| 2006-07 | 1-0 | 1-0 | 2-0 |
| 2007-08 | 0-1 | 0-1 | 0-2 |
| 2008-09 | 1-0 | 1-0 | 2-0 |
| 2009-10 | 0-1 | 0-1 | 0-2 |
| 2010-11 | 0-1 | 0-1 | 0-2 |
| 2011-12 | 1-0 | 0-0 | 1-0 |
| TOTALS | 24-14 (.632) | 12-25 (.324) | 36-39 (.480) |

SERIES INFO

2011-12 SEASON:

Regular Season 50-16 (1st, Southwest Division)
Playoffs Beat Utah (4-0)
Beat L.A. Clippers (4-0)
Lost to Oklahoma City (2-4)

HISTORY:

All-Time NBA Record 1,764-1,140 (.607)
NBA Titles 4 (1999, 2003, 2005, 2007)

TIMELINE:

Founded in 1967-68 Dallas Chaparrals
1970-71 Texas Chaparrals
1971-72 Dallas Chaparrals
1973-74 San Antonio Spurs
1976-77 Entered the NBA

TEAM INFO:

Team Colors Silver and Black
Home Court AT&T Center (18,581)

BUCKS VS. SPURS - SERIES INFO:

Current Streak Won 1 ... 01/10/12
Current Home Streak Won 1 ... 01/10/12
Current Road Streak Lost 2 ... 11/23/09 - 12/15/10

Largest Winning Margin 29 - at Milwaukee, 11/05/85 (126-97)
Largest Losing Margin 42 - at San Antonio, 10/14/78 (111-153)

Last Home Win 01/10/12 (106-103)
Last Road Win 12/30/08 (100-98)
Last Home Loss 01/12/11 (84-91)
Last Road Loss 12/15/10 (90-92)



TORONTO RAPTORS

50 Bay St., Suite 500
Toronto, Ontario M5J 2L2
(416) 815-5600
Raptors.com



Head Coach:
DWANE CASEY

DIRECTORY

Chairman of the Board Larry Tanenbaum
President & General Manager Bryan Colangelo
Executive Vice-President of Basketball Operations Ed Stefanski
Head Coach Dwane Casey
Assistant Coaches Johnny Davis, Tom Sterner, Scott Roth, Micah Nori
Assistant Coach/Basketball Development Eric Hughes
Head Athletic Trainer Scott McCullough
Director, Media Relations Jim LaBumbar
Manager, Media Relations Roven Yau
Coordinator, Media Relations Phil Summers

2012-13 MATCHUPS

| Date | Location | Time (CT) | Final |
|----------|-----------|-----------|-------|
| 01/13/13 | Toronto | Noon | _____ |
| 03/02/13 | Milwaukee | 7:30 p.m. | _____ |
| 04/06/13 | Milwaukee | 7:30 p.m. | _____ |

2011-12 RESULTS

| Date | Location | Result | Final |
|----------|--------------|--------|--------|
| 02/08/12 | at Toronto | W | 105-99 |
| 03/11/12 | at Toronto | W | 105-99 |
| 04/23/12 | at Milwaukee | W | 92-86 |

BUCKS vs. RAPTORS

| Season | Home | Road | Total |
|---------------|------------------------|------------------------|------------------------|
| 1995-96 | 1-1 | 1-1 | 2-2 |
| 1996-97 | 2-0 | 1-1 | 3-1 |
| 1997-98 | 2-0 | 1-1 | 3-1 |
| 1998-99 | 2-0 | 1-1 | 3-1 |
| 1999-00 | 1-1 | 1-1 | 2-2 |
| 2000-01 | 2-0 | 1-1 | 3-1 |
| 2001-02 | 2-0 | 2-0 | 4-0 |
| 2002-03 | 0-2 | 2-0 | 2-2 |
| 2003-04 | 1-1 | 2-0 | 3-1 |
| 2004-05 | 0-2 | 2-0 | 2-2 |
| 2005-06 | 2-0 | 0-1 | 2-1 |
| 2006-07 | 0-2 | 1-1 | 1-3 |
| 2007-08 | 1-0 | 0-2 | 1-2 |
| 2008-09 | 1-1 | 1-1 | 2-2 |
| 2009-10 | 2-0 | 0-1 | 2-1 |
| 2010-11 | 2-0 | 2-0 | 4-0 |
| 2011-12 | 1-0 | 2-0 | 3-0 |
| TOTALS | 22-10 (.688) | 20-12 (.625) | 42-22 (.656) |

SERIES INFO

2011-12 SEASON:

Regular Season 23-43 (4th, Atlantic Division)
Playoffs Did Not Qualify

HISTORY:

All-Time NBA Record 547-799 (.406)
NBA Titles None

TIMELINE:

Founded in 1995-96 Toronto Raptors

TEAM INFO:

Team Colors Red, Black and Silver
Home Court Air Canada Centre (19,800)

BUCKS VS. RAPTORS - SERIES INFO:

Current Streak Won 7 ... 01/28/11 - 04/23/12
Current Home Streak Won 5 ... 01/05/09 - 04/23/12
Current Road Streak Won 4 ... 01/28/11 - 03/11/12

Largest Winning Margin 27 - at Milwaukee, 11/06/07 (112-85)
Largest Losing Margin 31 - at Toronto, 01/25/08 (75-106)

Last Home Win 04/23/12 (92-86)
Last Road Win 03/11/12 (105-99)
Last Home Loss 11/01/08 (87-91)
Last Road Loss 01/22/10 (96-101)

UTAH JAZZ

301 W. South Temple
Salt Lake City, UT 84101
(801) 325-2500
UtahJazz.com



GENERAL
INFO

FRONT
OFFICE

PLAYERS

2011-12
SEASON

STATS &
RECORDS

HISTORY

NBA

OPPONENTS

MEDIA



Head Coach:
TYRONE CORBIN

DIRECTORY

| | |
|---|---|
| Owner | Gail Miller (The Utah Jazz is part of the Larry H. Miller Group of Companies) |
| Chief Executive Officer | Greg Miller |
| President | Randy Rigby |
| Executive Vice President of Basketball Operations | Kevin O'Connor |
| General Manager | Dennis Lindsey |
| Head Coach | Tyrone Corbin |
| Assistant Coaches | Sidney Lowe, Jeff Hornacek, Michael Sanders |
| Assistant Coaches/Player Development | Brad Jones, Mark McKown |
| Athletic Trainer | Gary Briggs |
| Senior Vice President, Communications | Linda Luchetti |
| Director, Communications | Jonathan Rinehart |
| Senior Manager, Communications | Derek Garduno |
| Manager, Communications | Hannah Lee |

2012-13 MATCHUPS

| Date | Location | Time (CT) | Final |
|----------|-----------|-----------|-------|
| 02/06/13 | Utah | 8:00 p.m. | _____ |
| 03/04/13 | Milwaukee | 7:00 p.m. | _____ |

2011-12 RESULTS

| Date | Location | Result | Final |
|----------|----------|--------|-------|
| 01/03/12 | at Utah | L | 73-85 |

BUCKS vs. JAZZ

| Season | Home | Road | Total |
|---------------|------------------------|------------------------|------------------------|
| 1974-75 | 2-0 | 1-1 | 3-1 |
| 1975-76 | 1-1 | 1-1 | 2-2 |
| 1976-77 | 1-0 | 0-2 | 1-2 |
| 1977-78 | 1-1 | 1-0 | 2-1 |
| 1978-79 | 1-1 | 2-0 | 3-1 |
| 1979-80 | 2-1 | 2-1 | 4-2 |
| 1980-81 | 1-0 | 1-0 | 2-0 |
| 1981-82 | 1-0 | 1-0 | 2-0 |
| 1982-83 | 1-0 | 1-0 | 2-0 |
| 1983-84 | 1-0 | 0-1 | 1-1 |
| 1984-85 | 1-0 | 1-0 | 2-0 |
| 1985-86 | 1-0 | 1-0 | 2-0 |
| 1986-87 | 0-1 | 1-0 | 1-1 |
| 1987-88 | 0-1 | 1-0 | 1-1 |
| 1988-89 | 1-0 | 0-1 | 1-1 |
| 1989-90 | 0-1 | 0-1 | 0-2 |
| 1990-91 | 1-0 | 0-1 | 1-1 |
| 1991-92 | 1-0 | 0-1 | 1-1 |
| 1992-93 | 0-1 | 0-1 | 0-2 |
| 1993-94 | 0-1 | 0-1 | 0-2 |
| 1994-95 | 0-1 | 0-1 | 0-2 |
| 1995-96 | 0-1 | 0-1 | 0-2 |
| 1996-97 | 1-0 | 0-1 | 1-1 |
| 1997-98 | 0-1 | 0-1 | 0-2 |
| 1998-99 | 0-0 | 0-0 | 0-0 |
| 1999-00 | 0-1 | 1-0 | 1-1 |
| 2000-01 | 1-0 | 1-0 | 2-0 |
| 2001-02 | 1-0 | 1-0 | 2-0 |
| 2002-03 | 0-1 | 0-1 | 0-2 |
| 2003-04 | 1-0 | 0-1 | 1-1 |
| 2004-05 | 1-0 | 0-1 | 1-1 |
| 2005-06 | 0-1 | 0-1 | 0-2 |
| 2006-07 | 0-1 | 0-1 | 0-2 |
| 2007-08 | 0-1 | 0-1 | 0-2 |
| 2008-09 | 1-0 | 0-1 | 1-1 |
| 2009-10 | 1-0 | 0-1 | 1-1 |
| 2010-11 | 0-1 | 0-1 | 0-2 |
| 2011-12 | 0-0 | 0-1 | 0-1 |
| TOTALS | 24-18 (.571) | 17-26 (.395) | 41-44 (.482) |

SERIES INFO

2011-12 SEASON:

| | |
|----------------|---------------------------------|
| Regular Season | 36-30 (3rd, Northwest Division) |
| Playoffs | Lost to San Antonio - (0-4) |

HISTORY:

| | |
|---------------------|--------------------|
| All-Time NBA Record | 1,669-1,399 (.544) |
| NBA Titles | None |

TIMELINE:

| | |
|--------------------|------------------|
| Founded in 1974-75 | New Orleans Jazz |
| 1979-80 | Utah Jazz |

TEAM INFO:

| | |
|-------------|--|
| Team Colors | Navy, Dark Yellow, Dark Green and Gray |
| Home Court | EnergySolutions Arena (19,911) |

BUCKS VS. JAZZ - SERIES INFO:

| | |
|------------------------|---------------------------------------|
| Current Streak | Lost 3 ... 11/29/10 - 01/03/12 |
| Current Home Streak | Lost 1 ... 12/18/10 |
| Current Road Streak | Lost 10 ... 03/28/03 - 01/03/12 |
| Largest Winning Margin | 56 - at Milwaukee, 03/14/79 (158-102) |
| Largest Losing Margin | 48 - at Utah, 01/27/90 (96-144) |
| Last Home Win | 03/12/10 (95-87) |
| Last Road Win | 10/30/01 (119-112, OT) |
| Last Home Loss | 12/18/10 (86-95) |
| Last Road Loss | 01/03/12 (73-85) |



WASHINGTON WIZARDS

Verizon Center
601 F Street NW
Washington, D.C. 20004
(202) 661-5000
WashingtonWizards.com



Head Coach:
RANDY WITTMAN

DIRECTORY

| | |
|---|---|
| Majority Owner | Ted Leonsis |
| President | Ernie Grunfeld |
| Executive Vice President of Business Operations | Greg Bibb |
| Vice President of Basketball Administration | Tommy Sheppard |
| Vice President of Player Personnel | Milt Newton |
| Head Coach | Randy Wittman |
| Assistant Coaches | Don Newman, Don Zierden, Sam Cassell |
| | Jerry Sichting, Ryan Saunders, Gene Banks |
| Head Athletic Trainer | Eric Waters |
| Senior Director, Communications | Scott Hall |
| Director, Corporate Communications | Ketsia Colimon |
| Communications Manager | Daren Jenkins |

2012-13 MATCHUPS

| Date | Location | Time (CT) | Final |
|----------|------------|-----------|-------|
| 11/09/12 | Washington | 6:00 p.m. | _____ |
| 02/11/13 | Milwaukee | 7:00 p.m. | _____ |
| 03/13/13 | Washington | 6:00 p.m. | _____ |

2011-12 RESULTS

| Date | Location | Result | Final |
|----------|---------------|--------|---------|
| 12/30/11 | at Milwaukee | W | 102-81 |
| 02/28/12 | at Milwaukee | W | 119-118 |
| 04/02/12 | at Washington | W | 112-98 |
| 04/18/12 | at Washington | L | 112-121 |

BUCKS vs. WIZARDS

| Season | Home | Road | Total |
|---------------|------------------------|------------------------|-------------------------|
| 1968-69 | 1-2 | 0-3 | 1-5 |
| 1969-70 | 2-1 | 1-2 | 3-3 |
| 1970-71 | 3-0 | 1-1 | 4-1 |
| 1971-72 | 2-0 | 3-0 | 5-0 |
| 1972-73 | 1-1 | 1-1 | 2-2 |
| 1973-74 | 2-0 | 1-1 | 3-1 |
| 1974-75 | 0-2 | 0-2 | 0-4 |
| 1975-76 | 1-1 | 1-1 | 2-2 |
| 1976-77 | 1-1 | 0-2 | 1-3 |
| 1977-78 | 1-1 | 2-0 | 3-1 |
| 1978-79 | 0-2 | 1-1 | 1-3 |
| 1979-80 | 1-0 | 0-1 | 1-1 |
| 1980-81 | 2-0 | 2-1 | 4-1 |
| 1981-82 | 2-1 | 1-1 | 3-2 |
| 1982-83 | 2-1 | 1-2 | 3-3 |
| 1983-84 | 3-0 | 2-1 | 5-1 |
| 1984-85 | 2-1 | 2-1 | 4-2 |
| 1985-86 | 3-0 | 1-2 | 4-2 |
| 1986-87 | 1-1 | 3-0 | 4-1 |
| 1987-88 | 3-0 | 1-1 | 4-1 |
| 1988-89 | 2-0 | 2-1 | 4-1 |
| 1989-90 | 2-0 | 1-1 | 3-1 |
| 1990-91 | 2-0 | 1-1 | 3-1 |
| 1991-92 | 2-0 | 1-1 | 3-1 |
| 1992-93 | 1-1 | 0-2 | 1-3 |
| 1993-94 | 1-1 | 0-2 | 1-3 |
| 1994-95 | 2-0 | 1-1 | 3-1 |
| 1995-96 | 1-1 | 0-2 | 1-3 |
| 1996-97 | 0-2 | 1-1 | 1-3 |
| 1997-98 | 0-2 | 1-0 | 1-2 |
| 1998-99 | 2-0 | 0-1 | 2-1 |
| 1999-00 | 2-0 | 1-1 | 3-1 |
| 2000-01 | 2-0 | 1-1 | 3-1 |
| 2001-02 | 2-0 | 1-1 | 3-1 |
| 2002-03 | 1-0 | 1-1 | 2-1 |
| 2003-04 | 1-1 | 2-0 | 3-1 |
| 2004-05 | 1-1 | 0-2 | 1-3 |
| 2005-06 | 1-0 | 1-1 | 2-1 |
| 2006-07 | 1-1 | 0-2 | 1-3 |
| 2007-08 | 1-1 | 1-1 | 2-2 |
| 2008-09 | 2-0 | 1-0 | 3-0 |
| 2009-10 | 1-1 | 1-1 | 2-2 |
| 2010-11 | 1-0 | 1-1 | 2-1 |
| 2011-12 | 2-0 | 1-1 | 3-1 |
| TOTALS | 66-27 (.710) | 44-50 (.468) | 110-77 (.588) |

SERIES INFO

2011-12 SEASON:

| | |
|----------------|---------------------------------|
| Regular Season | 20-46 (4th, Southeast Division) |
| Playoffs | Did Not Qualify |

HISTORY:

| | |
|---------------------|--------------------|
| All-Time NBA Record | 1,844-2,279 (.447) |
| NBA Titles | 1 (1978) |

TIMELINE:

| | |
|--------------------|--------------------|
| Founded in 1961-62 | Chicago Packers |
| 1962-63 | Chicago Zephyrs |
| 1963-64 | Baltimore Bullets |
| 1973-74 | Capital Bullets |
| 1974-75 | Washington Bullets |
| 1997-98 | Washington Wizards |

TEAM INFO:

| | |
|-------------|-------------------------|
| Team Colors | Red, White and Blue |
| Home Court | Verizon Center (20,278) |

BUCKS VS. WIZARDS - SERIES INFO:

| | |
|------------------------|--------------------------------------|
| Current Streak | Lost 1 ... 04/18/12 |
| Current Home Streak | Won 4 ... 03/03/10 - 02/28/12 |
| Current Road Streak | Lost 1 ... 04/18/12 |
| Largest Winning Margin | 52 - at Milwaukee, 01/10/71 (151-99) |
| Largest Losing Margin | 31 - at Milwaukee, 12/22/97 (79-110) |
| Last Home Win | 02/28/12 (119-118) |
| Last Road Win | 04/02/12 (112-98) |
| Last Home Loss | 12/23/09 (97-109) |
| Last Road Loss | 04/18/12 (112-121) |



MILWAUKEE BUCKS MEDIA

MEDIA INFORMATION

CREDENTIALS

Season and individual game credentials may be requested through the Bucks Public Relations Department.

PHOTOGRAPHERS

There are a limited number of photo lanes available for television and still photographers. Photo lanes are assigned by the Bucks Public Relations Department. For the safety of players, and in accordance with league rules, remote cameras and tripods are not allowed on the playing floor during the game, and all cameras must have a rubber shade lens cover.

INTERVIEW REQUESTS

Interview requests may be arranged through the Bucks Public Relations Department.

MEDIA ENTRANCE

The media entrance is located at Arena Control, the BMO Harris Bradley Center's 24-hour security entrance, which is located on the north side of the building (accessible via 4th Street). Credentials are available two hours prior to game time.

MEDIA ROOM

The Media Room is located on court level, on the west side of the BMO Harris Bradley Center. Upon entering the BMO Harris Bradley Center through Arena Control, take a right and follow the hallway. The Media Room is equipped with wireless Internet, telephones, outlets, a fax machine, game notes and statistics.

LOCKER ROOMS

Both locker rooms are located in the southeast portion of the BMO Harris Bradley Center.

PREGAME: Locker rooms are available 90 minutes before each game for a 45-minute period.

POSTGAME: Locker rooms will open 10 minutes after the conclusion of each game.

MILWAUKEE MEDIA OUTLETS

TELEVISION

WTMJ-TV (NBC 4)

720 E. Capitol Drive
Milwaukee, WI 53212
(414) 967-5368

Executive Producer - Rick Rietbrock

Talent - Lance Allan, Rod Burks, Jessie Garcia

Producer - Mike Ryan

WITI-TV (FOX 6)

9001 N. Green Bay Road
Milwaukee, WI 53209
(414) 586-2181

Sports Director - Tom Pipines

Talent - Tim Van Vooren, Jen Lada

Producer - Ashley Cohen

WISN-TV (ABC 12)

759 N. 19th St
Milwaukee, WI 53233
(414) 937-3337

Sports Director - Dan Needles

Talent - Stephanie Sutton, Dario Melendez

Producer - Stephanie Miller

WDJT-TV (CBS 58)

809 S. 60th St
Milwaukee, WI 53214
(414) 607-8127

Talent - Evan Fitzgerald, Kevin Holden

Time Warner Cable "Sports32"

1320 N. MLK Drive
Milwaukee, WI 53212
(414) 908-4670

Anchor/Host - Dennis Krause

Producer - Tom Kurtz

Sports Reporter - J.P. Cadorin

PRINT/ONLINE

Associated Press

111 E. Wisconsin Ave, Suite 1925
Milwaukee, WI 53203
(414) 225-3580

Milwaukee Journal Sentinel (AM)

333 W. State St
Milwaukee, WI 53201
(414) 224-2310
www.jsonline.com

Assistant Managing Editor/Sports - Mike Davis

Beat Writer - Charles Gardner

Columnists - Michael Hunt, Bob Wolfley

Racine Journal Times (AM)

212 Fourth St
Racine, WI 53403
(262) 631-1750
www.journaltimes.com

Sports Editor - Susan Shemanske

Beat Writer - Gery Woelfel

Wisconsin State Journal (AM)

1901 Fish Hatchery Road
Madison, WI 53713
(608) 252-6170
www.madison.com

Sports Editor - Greg Sprout

Assistant Sports Editor Online - Adam Mertz

Bucks Reporter/Columnist - Tom Oates

Appleton Post Crescent (AM)

P.O. Box 59
Appleton, WI 54912
(920) 993-1000, x1-230
www.postcrescent.com

Assistant Sports Editors - Ed Berthiaume, Jim Olski

SEATING

Seating is assigned in all media sections. Seating charts may be found in the Media Room.

TELEPHONES

There are a limited number of telephones provided for general use in the Media Room. If you would like to order your own telephone, please contact the Bucks Public Relations Department.

INTERNET

The Media Room and arena bowl are equipped with wireless internet access. Media who regularly cover the team will be assigned a password at the beginning of the season. Visiting media will receive their password with their media packet. All other media may obtain log-in information by checking with a member of the Bucks Public Relations Department or Jim Hafemann (Press Room Host).

INTERNATIONAL MEDIA REQUESTS

All international media interested in covering NBA regular season games and the Bucks must first submit a request in writing to the NBA league office. Please do not contact the Milwaukee Bucks individually. All interview and credential requests must be **faxed** to Rachel Walsh (NBA International) at (212) 407-8502.

GAME NIGHT STAFF

Official Scorer/Stats Crew Chief Bob Wanek
Timer Mike Goodwin
24-Second Timer Vince Sciano
Scoreboard Operator Dan Grusczyński
Statisticians Jim Burant, Ted David, Glenn Gossfeld,
Mike Falkner, Jay Kaun, David Schmitz, Mike Smith
Public Address Announcer Eric Jensen
Press Room Host Jim Hafemann

OnMilwaukee.com (Online Daily)

1930 E. North Ave., Second Floor
Milwaukee, WI 53202
(414) 272-0557
www.onmilwaukee.com

President/Staff Writer - Jeff Sherman

Staff Writer - Jim Owczarski

Columnist - Dave Begel

Milwaukee Community Journal (Weekly)

3612 Martin Luther King Drive
Milwaukee, WI 53212
(414) 265-5300

RADIO

Newsradio 620 WTMJ AM (Radio Flagship)

720 E. Capitol Drive
Milwaukee, WI 53212
(414) 967-5310

Director of Network Operations - Carl Moll

Talent - Jeff Falconio, Greg Matzek

Producer - Justin Garcia

ESPN Radio (540 AM)

310 W. Wisconsin Ave., Suite 100
Milwaukee, WI 53203
(414) 273-3776

Program Director - Lance Davis

Talent - Drew Olson, Steve Haywood, Steve True, Matt Salmon, Mitch Nelles

WSSP Radio (1250 AM)

11800 W. Grange Avenue
Hales Corners, WI 53130
(414) 529-1250

Program Director - Tom Parker

Sports Director - Chuck Freimund

Talent - Mike Wickett, Steve Fifer, Gary Ellerson

Producers - Matt Regashus, Ramie Makhloof

BUCKS RADIO NETWORK

BUCKS RADIO FLAGSHIP NEWSRADIO 620 WTMJ

Radio broadcasts of Milwaukee Bucks home and away games are originated by Newsradio 620 WTMJ in Milwaukee.

The Bucks Radio Network consists of 16 stations throughout the state of Wisconsin.



RADIO AFFILIATES

| Station | City | State | Frequency |
|--------------|------------------|-------|-----------|
| WISN 12 AM | Madison | WI | 1570 AM |
| WISN 1230 AM | Janesville | WI | 1400 AM |
| WISN 1240 AM | Rice Lake | WI | 1450 AM |
| WISN 92.3 FM | Spencer | WI | 940 AM |
| WISN 92.7 FM | Waupaca | WI | 1440 AM |
| WISN 1390 AM | Wausau | WI | 1230 AM |
| WISN 1320 AM | Wisconsin Rapids | WI | 580 AM |
| WISN 94.3 FM | Prairie du Chien | WI | 1070 AM |
| WISN 1240 AM | Rice Lake | WI | 1240 AM |
| WISN 92.3 FM | Spencer | WI | 92.3 FM |
| WISN 92.7 FM | Waupaca | WI | 92.7 FM |
| WISN 1390 AM | Wausau | WI | 1390 AM |
| WISN 1320 AM | Wisconsin Rapids | WI | 1320 AM |

Affiliate list is subject to change.

GENERAL
INFO

FRONT
OFFICE

PLAYERS

2011-12
SEASON

STATS &
RECORDS

HISTORY

NBA

OPPONENTS

MEDIA

BUCKS BROADCASTERS



TED DAVIS

RADIO PLAY-BY-PLAY ANNOUNCER

Ted Davis enters his 40th year in broadcasting, with the 2012-13 campaign marking his 16th season as the radio "Voice of the Bucks." He came to Milwaukee following nine seasons calling the action for the Dallas Mavericks. During the 2004-05 campaign, Davis received the Milwaukee Achievement In Radio (AIR) award as the best play-by-play broadcaster for the second time in his career. He won the award in 1998-99 as well. He also earned the KATIE Award - the most prestigious award in Texas for excellence in writing or broadcast journalism - for his work as play-by-play broadcaster on KLIF-AM for the Dallas Mavericks during the 1996-97 season.

A native of Lubbock, Texas, Davis began his radio career at the age of 17 when he was hired by KDNT in Denton, Texas. He spent 10 years (1978-88) on the sports staff at KVIL in Dallas-Fort Worth, and called Texas Christian University and Texas A&M games for the Southwest Conference radio network from 1982-86. He has also covered the NCAA Men's Basketball Tournament for CBS Radio from 1986-88 and the NCAA Women's Final Four in 1986 and 1987. Davis has also held announcing positions with KLIF-AM and WBAP-AM in Dallas-Fort Worth, the Mutual Broadcasting System and North Texas State University (men's basketball and football).

Ted and his wife, Debbie, also a native Texan, reside in Menomonee Falls.



JIM PASCHKE

TV PLAY-BY-PLAY ANNOUNCER & TV DEVELOPMENT COORDINATOR

Jim Paschke enters his 40th year in the broadcasting industry with the 2012-13 season. Paschke is currently in his 27th season as the television "Voice of the Bucks" and 17th as the team's Television Development Coordinator. He has paired with current broadcast partner Jon McGlocklin, the "Original Buck," for the past 26 seasons. Paschke works year-round on the telecasts, television projects and other team broadcast ventures, and regularly contributes both video and written content on the Bucks website with his "Paschketball" features. Jim is also a featured speaker in the community, addressing various civic groups and school assemblies throughout the year.

A native of Bloomington, Minn., he attended the University of Minnesota and Brown College in Minneapolis. He began his broadcasting career in radio in Knoxville, Iowa, and moved to television in Sioux City, Iowa. Paschke served as sports director at WMTV-TV15 in Madison, Wis., for three years and doubled as an analyst for University of Wisconsin football and basketball games.

He originally came to Milwaukee in 1980 and later served as sports director at WITI-TV6. From 1987-91 and 1995-96, baseball fans enjoyed hearing Jim as the television voice of the Milwaukee Brewers. He has also handled play-by-play duties for Marquette University basketball, Milwaukee Admirals (IHL) hockey and auto races at Wisconsin State Fair Park. Paschke returned to WITI-TV in 1992 to serve as moderator of the station's popular "Talking Sports" program, which earned an Emmy Award in 1993. In 2007 and 2009, Jim handled play-by-play duties for the NCAA Division III Baseball Championships, and in 2011 he called the action for FOX Sports Wisconsin's coverage WIAA State Football Championships. He also broadcast Wisconsin Timber Rattlers games in 2007 for Time Warner Cable.

On Oct. 6, 2007, Jim became a member of the Wisconsin Basketball Coaches Hall of Fame as "a Friend of Basketball." He also serves as an honorary MACC Fund board member.

In 2008 Jim and partner Jon McGlocklin won Emmy Awards for their work on the FOX Sports Wisconsin broadcast of a Bucks-Lakers game in 2007. In 2009, Jim and Jon won Emmy Awards as contributors to FOX Sports Wisconsin's Bucks Live pre and post-game shows. In 2010, the duo and their FOX Sports Wisconsin colleagues added another Emmy award for the "Outstanding Achievement for Sports Programs - Live Sports/Game/Series - Unedited" category.

Jim lives in Wauwatosa. His son, Michael, is an avid Bucks fan.



DENNIS KRAUSE

RADIO ANALYST

Dennis Krause is in his 17th season as the radio color analyst for Bucks home games. He first joined the Bucks Radio Network in 1995 as the fill-in play-by-play voice.

Krause is a four-time Wisconsin Sportscaster of the Year, most recently for 2010. Dennis is the host of the daily "Sports32 Roundtable" and the interview program "The Dennis Krause Show" on Time Warner Cable Sports32, based in Milwaukee and seen in 200 communities in Wisconsin.

Krause is a native of Hartford, Wis., and a graduate of the University of Wisconsin-Oshkosh. He worked from 1984-87 at WMBD Radio and TV in Peoria, Ill., and from 1987-2003 at WTMJ-TV in Milwaukee, where he served as sports director and won a Midwest Emmy award.

In addition to his Bucks radio duties, Krause is the host of the pre-game show, "Packers Preview," on the Green Bay Packers Radio Network. Dennis lives in Thiensville with his wife, Julie. They have two children, Melissa and Zac.

BUCKS BROADCASTERS



JON MCGLOCKLIN

TV ANALYST

Known as the "Original Buck," Jon McGlocklin has been associated with the Bucks organization since the inception of the franchise in 1968. The 2012-13 season marks his 37th as analyst for Bucks TV games, and his 27th paired in the broadcast booth with Jim Paschke. The duo are three-time Wisconsin Emmy Award winners for their work on Bucks telecasts.

McGlocklin averaged 19.6 ppg in the Bucks inaugural season of 1968-69 and went on to play eight years in a Milwaukee uniform. His name appears in five categories on the Bucks all-time career leaders list. Named to the 1969 Eastern Division All-Star team, "Jonny Mac" was a starting guard on the Bucks 1971 World Championship team. For his many on-court contributions to the franchise, his number 14 jersey was retired in 1976 and currently hangs from the rafters inside the BMO Harris Bradley Center. McGlocklin began his NBA career in 1965 with Cincinnati where he played two seasons before going to San Diego. An 11-year NBA vet, he sports a career scoring average of 11.6.

A college standout at Indiana University, McGlocklin is a member of the Indiana University Hall of Fame, Indiana prep basketball Hall of Fame and was named one of the 50 Greatest Players in Indiana state history. He was inducted into the Wisconsin Athletic Hall of Fame in October of 1983, and in September of 1998 was inducted into the Wisconsin Basketball Coaches Association (WBCA) Hall of Fame as a "Friend of Basketball."

Following his retirement from basketball in 1976, McGlocklin joined the Bucks front office and, together with former Bucks broadcaster Eddie Doucette, founded the Midwest Athletes Against Childhood Cancer (MAACC) Fund. Serving as president, the fund financed construction of the MAACC Fund Research Center at the Medical College of Wisconsin and has contributed more than \$42 million to the fight against childhood cancer. In June, 2004, after spending 18 years as a trustee, he was named *trustee emeritus* for the Medical College of Wisconsin. McGlocklin is on the State Board of Directors for the Fellowship of Christian Athletes.

A member of the business community as well, McGlocklin helped found Bando McGlocklin Capital Corporation in 1980. He was also president and owner of Healy Awards, Inc., a manufacturer of awards and recognition products, in Menomonee Falls, Wis., from 1997-2006. Jon and his wife, Pam, reside in Hartland. Their son, Shannon, and his wife, Colleen, and granddaughters, Kayleigh and Alannah, also reside in Hartland. Their daughter, Meghan, and her husband, Matt, and granddaughters, Keegan and Quinn, reside in Delafield.

GENERAL
INFO

FRONT
OFFICE

PLAYERS

2011-12
SEASON



CRAIG COSHUN

TV PRE- AND POST-GAME HOST

Craig Coshun begins his 13th season covering the Bucks as pre-game and post-game host of *Bucks Live*. He also serves as a sideline reporter and, during the summer, he performs the same duties for Milwaukee Brewers telecasts. Coshun and his FOX Sports Wisconsin colleagues have won four Emmy Awards for their Bucks basketball and Brewers baseball coverage.

Coshun is a veteran state sportscaster, beginning with WEAU-TV in Eau Claire in 1988. Since then, he has worked as Madison's WMTV-TV's sports director, while calling University of Wisconsin events and WIAA State High School Football Championships. Coshun spent more than a decade calling college football and basketball games for the ESPN family of networks as well as the Big Ten Network. He has also filled in as the Brewers play-by-play announcer. Coshun resides in Verona with his wife Pam and sons John and Jake. He is a UW-Whitewater grad.

STATS &
RECORDS

HISTORY



TONY SMITH

TV PRE- AND POST-GAME ANALYST

Tony Smith begins his fourth season as the pre- and post-game analyst for Bucks games. Prior to joining FOX Sports Wisconsin, Smith worked in the media ranks as a co-host on ESPN Milwaukee radio and color analyst for local high school games on Time Warner Sports.

A native of Milwaukee, Smith played basketball at Wauwatosa East High School and Marquette University before going on to play in the NBA with the L.A. Lakers, Phoenix, Miami, Charlotte, Atlanta and Milwaukee.

NBA

OPPONENTS



TELLY HUGHES

SIDELINE REPORTER

Telly Hughes returns to the hardwood for his fourth season as a sideline reporter after being an in-season addition to the FOX Sports Wisconsin crew in 2008-09. A two-time Emmy Award winner, Hughes also serves as a sideline reporter for FOX Sports Wisconsin's broadcasts of Milwaukee Brewers games.

A native of East St. Louis, Ill., Hughes previously worked with Fox Sports North. He has also worked as a sports anchor/reporter with KPLR-TV in St. Louis, Mo., WHO-TV in Des Moines, Iowa, and WMAZ-TV in Macon, Ga.

MEDIA

2012-13 TELEVISION SCHEDULE

NOVEMBER

| | | | | |
|-----|----|----------------|---------|-----|
| Fri | 2 | @ Boston | 6:30 PM | FSW |
| Sat | 3 | Cleveland | 7:30 PM | FSW |
| Wed | 7 | Memphis | 7:00 PM | FSW |
| Fri | 9 | @ Washington | 6:00 PM | FSW |
| Sat | 10 | Boston | 7:30 PM | FSW |
| Mon | 12 | @ Philadelphia | 6:00 PM | FSW |
| Wed | 14 | Indiana | 7:00 PM | FSW |
| Sat | 17 | New Orleans | 7:30 PM | FSW |
| Mon | 19 | @ Charlotte | 6:00 PM | FSW |
| Wed | 21 | @ Miami | 6:30 PM | FSW |
| Sat | 24 | Chicago | 8:00 PM | FSW |
| Mon | 26 | @ Chicago | 7:00 PM | FSW |
| Wed | 28 | New York | 7:00 PM | FSW |
| Fri | 30 | @Minnesota | 7:00 PM | FSW |

DECEMBER

| | | | | |
|-----|----|---------------|---------|-----------|
| Sat | 1 | Boston | 7:30 PM | FSW |
| Mon | 3 | @ New Orleans | 7:00 PM | FSW/NBATV |
| Wed | 5 | @ San Antonio | 7:30 PM | FSW |
| Fri | 7 | Charlotte | 7:30 PM | |
| Sun | 9 | @ Brooklyn | 5:00 PM | |
| Wed | 12 | Sacramento | 7:00 PM | FSW |
| Fri | 14 | @ Cleveland | 6:30 PM | FSW |
| Sat | 15 | LA Clippers | 7:30 PM | FSW |
| Tue | 18 | Indiana | 7:00 PM | FSW |
| Wed | 19 | @ Memphis | 8:30 PM | ESPN |
| Fri | 21 | @ Boston | 6:30 PM | FSW |
| Sat | 22 | Cleveland | 7:30 PM | FSW |
| Wed | 26 | Brooklyn | 7:00 PM | FSW |
| Sat | 29 | Miami | 7:30 PM | FSW |
| Sun | 30 | @ Detroit | 6:30 PM | FSW |

JANUARY

| | | | | |
|-----|----|--------------|---------|-----|
| Wed | 2 | San Antonio | 7:00 PM | FSW |
| Fri | 4 | Houston | 7:30 PM | FSW |
| Sat | 5 | @ Indiana | 6:00 PM | FSW |
| Tue | 8 | Phoenix | 7:00 PM | FSW |
| Wed | 9 | @ Chicago | 7:00 PM | FSW |
| Fri | 11 | Detroit | 7:30 PM | FSW |
| Sun | 13 | @ Toronto | 12 Noon | |
| Tue | 15 | @ LA Lakers | 9:30 PM | FSW |
| Thu | 17 | @ Phoenix | 8:00 PM | FSW |
| Sat | 19 | @ Portland | 9:00 PM | FSW |
| Tue | 22 | Philadelphia | 7:00 PM | FSW |
| Fri | 25 | @ Cleveland | 6:30 PM | FSW |
| Sat | 26 | Golden State | 7:30 PM | FSW |
| Tue | 29 | @ Detroit | 6:30 PM | |
| Wed | 30 | Chicago | 7:00 PM | FSW |

FEBRUARY

| | | | | |
|-----|----|--------------|---------|-----|
| Fri | 1 | @ New York | 6:30 PM | FSW |
| Sat | 2 | Orlando | 7:30 PM | FSW |
| Tue | 5 | @ Denver | 8:00 PM | FSW |
| Wed | 6 | @ Utah | 8:00 PM | FSW |
| Sat | 9 | Detroit | 7:30 PM | |
| Mon | 11 | Washington | 7:00 PM | FSW |
| Wed | 13 | Philadelphia | 7:00 PM | FSW |
| Tue | 19 | @ Brooklyn | 6:30 PM | FSW |
| Wed | 20 | Brooklyn | 7:00 PM | FSW |
| Sat | 23 | Atlanta | 7:30 PM | FSW |
| Tue | 26 | @ Dallas | 7:30 PM | FSW |
| Wed | 27 | @ Houston | 7:00 PM | FSW |

MARCH

| | | | | |
|-----|----|----------------|---------|-----------|
| Sat | 2 | Toronto | 7:30 PM | FSW |
| Mon | 4 | Utah | 7:00 PM | FSW |
| Wed | 6 | @ LA Clippers | 9:30 PM | FSW |
| Sat | 9 | @ Golden State | 9:30 PM | FSW/NBATV |
| Sun | 10 | @ Sacramento | 8:00 PM | FSW |
| Tue | 12 | Dallas | 7:00 PM | FSW |
| Wed | 13 | @ Washington | 6:00 PM | |
| Fri | 15 | Miami | 7:30 PM | FSW |
| Sun | 17 | Orlando | 12 Noon | |
| Tue | 19 | Portland | 7:00 PM | FSW |
| Wed | 20 | @ Atlanta | 6:30 PM | FSW |
| Fri | 22 | @ Indiana | 6:00 PM | FSW |
| Sun | 24 | Atlanta | 2:00 PM | |
| Wed | 27 | @ Philadelphia | 6:00 PM | FSW |
| Thu | 28 | LA Lakers | 7:00 PM | FSW |
| Sat | 30 | Oklahoma City | 7:30 PM | FSW |

APRIL

| | | | | |
|-----|----|-----------------|---------|-----|
| Mon | 1 | Charlotte | 7:00 PM | FSW |
| Wed | 3 | Minnesota | 7:00 PM | FSW |
| Fri | 5 | @ New York | 6:30 PM | FSW |
| Sat | 6 | Toronto | 7:30 PM | |
| Tue | 9 | @ Miami | 6:30 PM | FSW |
| Wed | 10 | @ Orlando | 6:00 PM | FSW |
| Fri | 12 | @ Atlanta | 6:30 PM | FSW |
| Sat | 13 | @ Charlotte | 6:00 PM | FSW |
| Mon | 15 | Denver | 7:00 PM | FSW |
| Wed | 17 | @ Oklahoma City | 7:00 PM | FSW |

All times listed are Milwaukee times

FSW - FOX Sports Wisconsin
FSW/NBATV - Fox Sports Wisconsin and NBA TV

FSW Broadcasts - 66
ESPN Broadcasts - 1
NBATV Broadcasts - 4

TRAINING CAMP & PRESEASON SCHEDULE

OCTOBER 2012

| SUNDAY | MONDAY | TUESDAY | WEDNESDAY | THURSDAY | FRIDAY | SATURDAY |
|--------|---|---|-----------|---|---|--|
| | 1 Media Day Bucks Training Center | 2 Training Camp Opens | 3 | 4 | 5 | 6 |
| 7 | 8 | 9 at Cleveland Memorial Civic Center (Canton) 6:00 p.m. (CT) | 10 | 11 | 12 | 13 Detroit BMO Harris Bradley Center 7:30 p.m. (CT) |
| 14 | 15 | 16 at Chicago United Center 7:00 p.m. (CT) | 17 | 18 Memphis La Crosse Cen- ter (La Crosse) 7:00 p.m. (CT) | 19 | 20 Washington BMO Harris Bradley Center 7:30 p.m. (CT) MACC FUND GAME |
| 21 | 22 at Toronto Air Canada Centre 6:00 p.m. (CT) | 23 | 24 | 25 at Charlotte Time Warner Cable Arena 10:00 a.m. (CT) | 26 Minnesota Resch Center (Green Bay) 7:00 p.m. (CT) | 27 |
| 28 | 29 | 30 | 31 | | | |

GENERAL
INFO

FRONT
OFFICE

PLAYERS

2011-12
SEASON

STATS &
RECORDS

ALL-TIME PRESEASON RECORD

1968 5-4
1969 5-3
1970 10-0
1971 8-4
1972 6-2
1973 6-2
1974 5-3
1975 1-6
1976 0-8
1977 3-5
1978 6-2
1979 5-3
1980 7-1
1981 4-4
1982 5-3
1983 3-6
1984 4-4
1985 5-3
1986 2-6

1987 5-3
1988 4-4
1989 5-2
1990 4-3
1991 5-2
1992 2-6
1993 4-3
1994 2-6
1995 1-7
1996 3-4
1997 7-0
1998 1-1
1999 7-1
2000 6-2
2001 4-4
2002 4-3
2003 4-4
2004 4-4
2005 3-5

2006 3-5
2007 3-5
2008 1-7
2009 3-5
2010 3-5
2011 0-2

TOTALS 178-162

HISTORY

NBA

OPPONENTS

MEDIA

During the 2011-12 season, the Milwaukee Bucks family lost several members who have contributed to the rich history and tradition of the organization. The Milwaukee Bucks honor their contributions to the franchise and remember their commitment and dedication to Bucks basketball.

JIM FITZGERALD

Jim Fitzgerald originally joined the Bucks organization as a member of the team's board of directors in 1973 and went on to become President and Chairman of the Board in 1976. The Janesville, Wis., native held that post until the spring of 1985 when he sold the team to current owner Herb Kohl. Fitzgerald presided over a successful era of Bucks basketball that included the hiring of Hall of Fame coach Don Nelson and a string of seven consecutive division titles from 1979-80 through 1985-86, with teams featuring Bucks legends Junior Bridgeman, Brian Winters, Sidney Moncrief and Bob Lanier.

"Jim was a great man, and he taught us more than just basketball," Bridgeman said of Fitzgerald. "A lot of what I try to do in the business world is patterned after things I saw him do with the Bucks. Everything from the Christmas parties for the little kids to how he treated us and the values he stressed. The true testament I think is that we've all remained friends over all these years. A bunch of us got together and went to see Jim last year, something we've done over the last couple of years. Players don't often do that unless they really feel that there's an affinity there that goes beyond just us playing and him being the owner. It was a family, and we lost a member of that family."



PAT CUMMINGS

Pat Cummings began his 12-year NBA career with the Milwaukee Bucks during the 1979 season. Selected by Milwaukee in the third round (59th overall pick) of the 1978 draft, he went on to play three seasons for the Bucks before being traded to Dallas in 1982. Cummings averaged 7.03 points and 3.48 rebounds in his 223 games in Milwaukee. The Bucks finished first in their division all three seasons in which Cummings was on the team, and also notably reached 60 wins during the 1980-81 campaign.

In addition to Milwaukee and Dallas (1982-84), he also played for the New York Knicks (1984-88), Miami (1988-90) and Utah (1990-91). Cummings averaged 9.6 points and 5.6 rebounds over his career.



BOB BOOZER

Bob Boozer was an 11-year NBA veteran who finished his career in 1971 with the Bucks as the team's sixth man and an integral part of Milwaukee's NBA Championship team.

Former teammate Kareem Abdul-Jabbar (Lew Alcindor) reflected on his time with Boozer saying, "Bob Boozer was my teammate on the the 70-71 Bucks team, which is what I fondly remember as the very first 'Dream Team' and a championship year for the Milwaukee Bucks. Bob was able to give us valuable minutes off the bench, and he was known as 'Sweet Touch' for his ability to hit mid-range jumpers. Bob was a great teammate and friend, and I know he will be missed by all."

His final year in Milwaukee, Boozer averaged 9.1 points and 5.4 rebounds per game while playing 22.2 minutes per game over 80 games (five starts). In the playoffs, he averaged 7.4 points and 5.3 rebounds per game, playing 20.2 minutes per game over all 14 postseason contests. For his career, Boozer averaged 14.8 points and 8.1 rebounds per game in 29.2 minutes of play. In addition to Milwaukee, Boozer also played for Cincinnati (1960-64), the New York Knicks (1963-65), Los Angeles Lakers (1965-66), Chicago Bulls (1966-69) and Seattle SuperSonics (1969-70). Boozer was selected to be an NBA All-Star in 1968.



ORLANDO WOOLRIDGE

Orlando Woolridge, who played in the NBA for 13 seasons, was traded to the Bucks from the Detroit Pistons during the 1993 season for Alvin Robertson. He played just eight games for Milwaukee, averaging 5.4 points per game on 54.5 percent shooting. Over his career, Woolridge averaged 16.0 points per game with a 51.3 field goal percentage.

He was the sixth-overall pick by the Chicago Bulls in 1981 and also played for New Jersey (1986-88), the Los Angeles Lakers (1988-90), Denver (1990-91), Detroit (1991-93) and Philadelphia (1993-94) over his career. After his retirement from the NBA, Woolridge coached the Los Angeles Sparks of the WNBA.



BUCKS SCHEDULE

BUCKS.COM/SCHEDULE

NOVEMBER

| S | M | T | W | T | F | S |
|----|----------------------|----|----------------------|----|----------------------|---------------------|
| | | | | 1 | 2 @BOS 7:00PM | 3 CLE 7:00PM |
| 4 | 5 | 6 | 7 MEM 7:00PM | 8 | 9 @LAL 7:00PM | 10 BOS 7:00PM |
| 11 | 12 @PHX 8:00PM | 13 | 14 IND 7:00PM | 15 | 16 | 17 HOU 7:00PM |
| 18 | 19 @CHI 8:00PM | 20 | 21 @MIA 8:00PM | 22 | 23 | 24 CHI 8:00PM |
| 25 | 26 @CHI 7:00PM | 27 | 28 NYN 7:00PM | 29 | 30 @MIN 7:00PM | |

DECEMBER

| S | M | T | W | T | F | S |
|----------------------|---------------------|---------------------|----------------------|----|----------------------|---------------------|
| | | | | | | 1 BOS 7:00PM |
| 2 | 3 @IND 7:00PM | 4 | 5 @BOS 7:00PM | 6 | 7 CHI 7:00PM | 8 |
| 9 @MIN 8:00PM | 10 | 11 | 12 SAC 7:00PM | 13 | 14 @CLE 8:00PM | 15 LAL 7:00PM |
| 16 | 17 | 18 IND 7:00PM | 19 @MIN 7:00PM | 20 | 21 @BOS 8:00PM | 22 CLE 7:00PM |
| 23 | 24 | 25 | 26 @MIN 7:00PM | 27 | 28 | 29 MIA 7:00PM |
| 30 @DET 8:00PM | 31 | | | | | |

JANUARY

| S | M | T | W | T | F | S |
|----------------------|----|----------------------|---------------------|----------------------|----------------------|----------------------|
| | | 1 | 2 SAS 7:00PM | 3 | 4 HOU 7:00PM | 5 @IND 8:00PM |
| 6 | 7 | 8 @PHI 7:00PM | 9 @CHI 7:00PM | 10 | 11 DET 7:00PM | 12 |
| 13 @TOR 8:00PM | 14 | 15 @LAL 8:00PM | 16 | 17 @PHI 8:00PM | 18 | 19 @POR 8:00PM |
| 20 | 21 | 22 PHI 7:00PM | 23 | 24 | 25 @CLE 8:00PM | 26 GSW 7:00PM |
| 27 | 28 | 29 @DET 8:00PM | 30 CHI 7:00PM | 31 | | |

FEBRUARY

| S | M | T | W | T | F | S |
|----|----------------------|----------------------|----------------------|----|---------------------|----------------------|
| | | | | | 1 @NYN 8:00PM | 2 ORL 7:00PM |
| 3 | 4 | 5 @DEN 8:00PM | 6 @UTA 8:00PM | 7 | 8 | 9 DET 7:00PM |
| 10 | 11 @LAL 7:00PM | 12 | 13 PHI 7:00PM | 14 | 15 | 16 |
| 17 | 18 | 19 @MIN 8:00PM | 20 @MIN 7:00PM | 21 | 22 | 23 @STL 7:00PM |
| 24 | 25 | 26 @DAL 7:00PM | 27 @HOU 7:00PM | 28 | | |

MARCH

| S | M | T | W | T | F | S |
|----------------------|--------------------|----------------------|----------------------|---------------------|----------------------|----------------------|
| | | | | | 1 | 2 TOR 7:00PM |
| 3 | 4 UTA 7:00PM | 5 | 6 @LAL 8:00PM | 7 | 8 | 9 @GSW 8:00PM |
| 10 @SAC 8:00PM | 11 | 12 @DAL 7:00PM | 13 @LAL 8:00PM | 14 | 15 MIA 7:00PM | 16 |
| 17 @ORL 8:00PM | 18 | 19 @POR 7:00PM | 20 @STL 8:00PM | 21 | 22 @IND 8:00PM | 23 |
| 24 @STL 8:00PM | 25 | 26 | 27 @PHX 8:00PM | 28 LAL 7:00PM | 29 | 30 @CHI 7:00PM |
| 31 | | | | | | |

APRIL

| S | M | T | W | T | F | S |
|----|----------------------|---------------------|----------------------|----|----------------------|----------------------|
| | 1 CHI 7:00PM | 2 | 3 MIN 7:00PM | 4 | 5 @NYN 8:00PM | 6 TOR 7:00PM |
| 7 | 8 | 9 @MIA 8:00PM | 10 @ORL 8:00PM | 11 | 12 @STL 8:00PM | 13 @CHI 8:00PM |
| 14 | 15 @DEN 7:00PM | 16 | 17 @ORL 7:00PM | 18 | 19 | 20 |
| 22 | 23 | 24 | 25 | 26 | 27 | 28 |
| 29 | 30 | | | | | |

ALL TIMES ARE MILWAUKEE TIME
ALL GAMES ON NEWSRADIO 620 WTMJ
& BUCKS RADIO NETWORK

AWAY HOME

TICKETS
BUCKS.COM/TICKETS



WISCONSIN.

THE EXCLUSIVE HOME OF BUCKS BASKETBALL

STAY CONNECTED



bit.ly/bucksfastbreak



m.bucks.com



bucks.com



linked.in/bucks



twitter.com/bucks



facebook.com/bucks



youtube.com/bucksdotcom



flickr.com/bucksdotcom



milwaukeebucks.tumblr.com



milwaukeebucks.tumblr.com



bit.ly/BucksPlus