



BE

MILWAUKEE



be

versatile

be

determined

be

explosive



2011-12 MILWAUKEE BUCKS
POSTSEASON GUIDE





Milwaukee Bucks 2011-12 Postseason Media Guide

The Milwaukee Bucks 2011-12 Postseason Media Guide was written and edited by the Milwaukee Bucks Public Relations Department.

LAYOUT/DESIGN: Bucks Public Relations Department

COVER DESIGN: Matt Stanton

PRINTING: First Edge

STATISTICS: Elias Sports Bureau

The information contained in this publication was compiled by the Milwaukee Bucks, Inc., and is provided as a courtesy to our fans and the media. It may be used only for personal or editorial purposes. Any commercial use of this information without the prior written consent of the Milwaukee Bucks is prohibited. All NBA and team insignia depicted in this publication are the property of NBA Properties, Inc., and the respective teams, and may not be reproduced for commercial purposes without the prior written consent of NBA Properties, Inc.

© Copyright 2012 Milwaukee Bucks

Milwaukee Bucks Public Relations Department

3501 South Lake Drive, Suite 100

Milwaukee, WI 53235

Phone: (414) 489-2120 - Fax: (414) 294-4890

Dan Smyczek
Mark Rosenberg
Kristen Deahl

Director of Public Relations
Public Relations Manager
Public Relations Coordinator

TABLE OF CONTENTS

Front Office Directory	3
Upcoming NBA Key Dates	4

2011-12 Season Review

Bucks Roster	6
How The Bucks Were Built	7
Final Statistics	7
Season In Review	8-9
Key Dates	10
Season At A Glance	11
Season Highs	12
Home/Road Splits	13
Game-by-Game Results	14-15
Games Missed Due To Injury	14
Transactions	15
Game-by-Game Stats	16-17
Bucks High/Low Performances	18
Opponents High/Low Performances	18
By The Numbers	18
Starting Lineups	19
Top Single-Game Performances	20

2011-12 Bucks Coaches & Players

Scott Skiles	22
Jim Boylan	22
Joe Wolf	22
Sidney Moncrief	23
Bill Peterson	23
Anthony Goldwire	23
Jon Brockman	24-25

Kwame Brown	26-27
Carlos Delfino	28-29
Mike Dunleavy	30-31
Monta Ellis	32-33
Drew Gooden	34-35
Tobias Harris	36-37
Ersan Ilyasova	38-39
Brandon Jennings	40-41
Jon Leuer	42-43
Shaun Livingston	44-45
Luc Richard Mbah a Moute	46-47
Larry Sanders	48-49
Ekpe Udoh	50-51
Beno Udrih	52-53
All-Time Career Leaders	54

2011-12 Around The NBA

Final Standings	56
Head-to-Head Win Grid	56
Offensive/Defensive Stats	57
Offensive/Defensive Averages	58
Offensive/Defensive Rankings	59
Miscellaneous Stats	60
Top 40 Leaders	61-62
Rookie Leaders	62
Player/Team Ratios	63
Single-Game Highs/Lows	64

BUCKS FRONT OFFICE DIRECTORY

Bradley Center - Business Office

1001 N. Fourth Street
Milwaukee, WI 53203
(414) 227-0500

Training Center - Public Relations

3501 South Lake Drive, Suite 100
Milwaukee, WI 53235
(414) 489-2120

TICKET SALES INFORMATION:

Bradley Center Box Office ... Ticketmaster Outlets ... www.ticketmaster.com ... www.bucks.com ... 1-800-4NBA-TIX

Executive Staff

President..... Herb Kohl
General Manager..... John Hammond
Vice President, Alternate Governor Ron Walter

Vice President, Business Operations..... John F. Steinmiller
Chief Financial Officer Mike Burr

Basketball Operations

Head Coach Scott Skiles
Assistant Coaches Jim Boylan, Sidney Moncrief, Joe Wolf,
.....Bill Peterson, Anthony Goldwire
Assistant General Manager..... Jeff Weltman
Director of Player Personnel..... Dave Babcock
Director of Scouting..... Billy McKinney
Director of Basketball Operations..... Jon Horst
Director of Basketball Administration Dave Dean
Manager of Basketball Analytics Jon Nichols
Director of Security..... Greg Thompson
Scout..... Chris Gilmartin

Head Athletic Trainer..... Marc Boff
Head Strength & Conditioning Coach..... Jeff Macy
Asst. Athletic Trainer/Asst. Strength & Conditioning Coach Scott Barthlama
Equipment Manager Mike Sergo
Video Coordinator..... Jason Staudt
Assistant Video Coordinator Cody Ross
Assistant to the General Manager..... Sharon Walls
Medical Advisors..... Dr. Michael Gordon, M.D., Samuel Idarraga, M.D.
.....Dr. Tom Tongas, D.D.S., Dr. Robert Wallock, D.D.S.
Physician Emeritus..... David Haskell, M.D.

Business Operations

Finance

Director of Finance Jim Woloszyk
Accounting Manager..... Danica Olson
Accountant Elizabeth Roen

Public Relations

Director of Public Relations Dan Smyczek
Public Relations Manager..... Mark Rosenberg
Public Relations Coordinator Kristen Deahl

Ticket Sales

Director of Sales Jim Grayson
Assistant Director of Sales..... David Trattner

Season Sales

Ticket Sales Manager..... Pat Bowdish
Retention Manager Brian Kerr
Manager of Fan Relations, Strategy & Analytics..... Cassandra Polansky
Senior Sales/Retention Representative..... Nick Monroe
Account Representatives..... Fred Altmann, Jason Natter, Josh Schedler
Sales/Retention Representatives..... Chris Picco, Mollie Cowen
Sales Representatives James Herro, Maxx Rodriguez
Sales Associates..... Kristina Filipovic, Tom LaCombe,
..... Jason Tassone, Tabatha Wegner

Group Ticket Sales

Group Tickets Sales Manager..... Steve Tarachow
Group Sales Manager - New Business Development..... Konni Hibicke
Group Services Ticket Manager Rick Wermager
Senior Group Sales Representative..... Tricia Rasberry
Group Sales Account Representatives Andy Herbers, Kyle Rose
Group Sales Coordinator Kevin Smith

Ticket Operations

Ticket Manager..... Sue Thompson
Database Manager..... Ben Conrad
Ticket Associates/Account Executives..... Sandy Short, Kim Polan
Ticket Associate Eric Prom

Web Marketing

Director of Marketing ServicesDustin Godsey
Interactive Marketing Manager..... Mike Grahl
Interactive Marketing Coordinator Matt Stanton

Corporate & Broadcast Sales

Director of Corporate Sales..... David Snyder
Manager of Corporate Sales Deb Logan
Senior Account Executive..... Mike Bortolotti
Corporate Partnership Services Manager Kareeda Chones-Aguam
Corporate Partnership Services Coordinator..... Ryan Hooser
Associate Counsel Mike Sneathern

Broadcast

TV Coordinator, Development & TV Play-By-Play Announcer Jim Paschke
Radio Play-By-Play Announcer..... Ted Davis

Community Relations

Director of Community Relations & Player Development Skip Robinson
Community Relations Assistant Megan Grabowski

Game Operations

Director of Game & Event Presentation Mike Schnieders
Game Operations Assistant Kris Brunelli
Entertainment Manager Kevin Vanderkolk

Information Technology

Information Technology Manager Ron Kiepert

Administration

Director of Team Services Clark Hillery
Executive Secretary to the VP, Business Operations..... Rita Huber
Administrative Assistant Wade Waugus

Home Game Staff

Official Scorer/Stats Crew Chief Bob Wanek
Timer Mike Goodwin
24-Second Timer Vince Sciano
Scoreboard Operator..... Dan Grusczyński
Statisticians..... Jim Burant, Ted David, Glenn Gossfeld,
..... Mike Falkner, Jay Kaun, David Schmitz, Mike Smith
Public Address Announcer Eric Jensen
Video Services..... Tom Ufnowski
Game Night Services John Witkowiak, Brenda Mason
Press Room Host Jim Hafemann
Photographers Gary Dineen, Bob Tai, NBA Photos (Getty Images)
House Band Streetlife with Warren Wiegatz
Energie! Team Director..... Lois Koepke
Medical Emergency Services Bell Ambulance

UPCOMING NBA KEY DATES

April 29	NBA Early Entry Eligibility Deadline (11:59 p.m. ET)
May 14-15	Conference Semifinals begin (possible move up to May 12 or 13)
May 28-29	Conference Finals begin (possible move up to May 26 or 27)
May 30	2012 NBA Draft Lottery
June 6-10	2012 NBA Draft Combine {Media Availability on June 7, 8} (Chicago)
June 12	2012 NBA Finals begin (possible move up to June 10)
June 18	NBA Draft Early Entry Entrant Withdrawal Deadline (5:00 p.m. ET)
June 26	Last Possible Date for The Finals
June 28	2012 NBA Draft
July 1-10	2012 Moratorium Period
July 11	NBA Teams May Begin Signing Free Agents
July 13-22	2012 Las Vegas Summer League
July 27 - August 12	2012 Summer Olympics (London, England)



2011-12 SEASON REVIEW

2011-12 MILWAUKEE BUCKS - FINAL ROSTER

No.	Player	Pos.	Ht.	Wt.	Birthdate	College/Country	Yrs. Pro
40	Jon Brockman	F	6-7	255	03/20/87	Washington/USA	2
54	Kwame Brown	C	6-11	270	03/10/82	Glynn Academy (GA)/USA	10
10	Carlos Delfino	G/F	6-6	230	08/29/82	Skipper Bologna/Argentina	6
17	Mike Dunleavy	G/F	6-9	230	09/15/80	Duke/USA	9
11	Monta Ellis	G	6-3	185	10/26/85	Lanier HS (MS)/USA	6
0	Drew Gooden	F	6-10	250	09/24/81	Kansas/USA	9
15	Tobias Harris	F	6-8	226	07/15/92	Tennessee/USA	R
7	Ersan Ilyasova	F	6-10	235	05/15/87	Ulker/Turkey	3
3	Brandon Jennings	G	6-1	169	09/23/89	Oak Hill Academy (VA)/USA	2
30	Jon Leuer	F	6-10	228	05/14/89	Wisconsin/USA	R
9	Shaun Livingston	G	6-7	175	09/11/85	Peoria Central HS (IL)/USA	6
12	Luc Richard Mbah a Moute	F	6-8	230	09/09/86	UCLA/Cameroon	3
8	Larry Sanders	F	6-11	235	11/21/88	VCU/USA	1
13	Ekpe Udoh	F	6-10	245	05/20/87	Baylor/USA	1
19	Beno Udrih	G	6-3	203	07/05/82	Milano/Slovenia	7

Head Coach:

Scott Skiles (Michigan State)

Assistant Coaches:

Jim Boylan (Marquette)

Joe Wolf (North Carolina)

Sidney Moncrief (Arkansas)

Bill Peterson (Eckerd)

Anthony Goldwire (Houston)

Athletic Trainer

Marc Boff (Brandeis)

Strength & Conditioning Coach

Jeff Macy (Colorado)

NUMERICAL ROSTER

0	Drew Gooden	10	Carlos Delfino	17	Mike Dunleavy
3	Brandon Jennings	11	Monta Ellis	19	Beno Udrih
7	Ersan Ilyasova	12	Luc Richard Mbah a Moute	30	Jon Leuer
8	Larry Sanders	13	Ekpe Udoh	40	Jon Brockman
9	Shaun Livingston	15	Tobias Harris	54	Kwame Brown

PRONUNCIATION GUIDE

Monta Ellis (MON-Tay)

Tobias Harris (toe-BYE-us)

Ersan Ilyasova (AIR-san E-lee-a-sova)

Jon Leuer (LOU-er)

Luc Richard Mbah a Moute (BAH ah MOO-tay)

Ekpe Udoh (EHP-pay YOU-doe)

Beno Udrih (BEN-oh OOH-dreh)

HOW THE BUCKS WERE BUILT

Via Draft

Ersan Ilyasova36th overall pick in second round of 2005 Draft
 Brandon Jennings10th overall pick in first round of 2009 Draft
 Jon Leuer40th overall pick in second round of 2011 Draft
 Luc Richard Mbah a Moute ...37th overall pick in second round of 2008 Draft
 Larry Sanders15th overall pick in first round of 2010 Draft

Via Free Agency

Mike DunleavySigned with the Bucks on Dec. 10, 2011
 Drew GoodenSigned with the Bucks on July 8, 2010

Via Trade

Jon Brockman Acquired from Sacramento for Darnell Jackson and a 2011 second round pick on July 21, 2010.
 Kwame Brown Acquired from Golden State along with Monta Ellis and Ekpe Udoh for Andrew Bogut and Stephen Jackson on March 14, 2012.
 Carlos Delfino Acquired from Toronto along with Roko Ukic for Amir Johnson and Sonny Weems on August 18, 2009.
 Monta Ellis Acquired from Golden State along with Kwame Brown and Ekpe Udoh for Andrew Bogut and Stephen Jackson on March 14, 2012.
 Tobias Harris Draft rights (19th overall) acquired from Charlotte along with Stephen Jackson and Shaun Livingston for Corey Maggette as part of a three-team deal that included Sacramento on June 23, 2011.
 Shaun Livingston Acquired from Charlotte along with Stephen Jackson and the 19th selection in the 2011 draft for Corey Maggette as part of a three-team deal that included Sacramento on June 23, 2011.
 Ekpe Udoh Acquired from Golden State along with Monta Ellis and Kwame Brown for Andrew Bogut and Stephen Jackson on March 14, 2012.
 Beno Udrih Acquired from Sacramento for John Salmons and the #10 selection in the 2011 draft as part of a three-team deal that included Charlotte on June 23, 2011.

Bucks in the NBA Draft

Player	Yr.	Round	Pick (Overall)	Team	Player	Yr.	Round	Pick (Overall)	Team
Kwame Brown	2001	1st Round	1st selection	Washington	Carlos Delfino	2003	1st Round	25th selection	Detroit
Mike Dunleavy	2002	1st Round	3rd selection	Golden State	Beno Udrih	2004	1st Round	28th selection	San Antonio
Drew Gooden	2002	1st Round	4th selection	Memphis	Ersan Ilyasova	2005	2nd Round	36th selection	Milwaukee
Shaun Livingston	2004	1st Round	4th selection	LA Clippers	Luc Mbah a Moute	2008	2nd Round	37th selection	Milwaukee
Ekpe Udoh	2010	1st Round	6th selection	Golden State	Jon Brockman	2008	2nd Round	38th selection	Portland
Brandon Jennings	2009	1st Round	10th selection	Milwaukee	Monta Ellis	2005	2nd Round	40th selection	Golden State
Larry Sanders	2010	1st Round	15th selection	Milwaukee	Jon Leuer	2011	2nd Round	40th selection	Milwaukee
Tobias Harris	2011	1st Round	19th selection	Charlotte					

2011-12 FINAL STATISTICS

Through April 26 (31-35)

MILWAUKEE BUCKS

2011-2012 REGULAR SEASON STATISTICS

	--FIELD GOALS--										--3-POINT FG--			--FREE THROWS--			--REBOUNDS--						
PLAYER	G	GS	MIN	FG	FGA	PCT	FG	FGA	PCT	FT	FTA	PCT	OFF	DEF	TOT	AST	PF	DQ	STL	TO	BLK	PTS	AVG
Ellis (TOT)	58	58	2120	450	1040	.433	62	201	.308	219	275	.796	20	180	200	346	136	0	85	177	18	1181	20.4
Ellis (MIL)	21	21	755	145	336	.432	12	45	.267	68	89	.764	4	69	73	123	52	0	29	54	6	370	17.6
Jennings	66	66	2331	469	1121	.418	129	388	.332	193	239	.808	49	177	226	365	114	0	104	146	22	1260	19.1
Gooden	56	46	1469	287	657	.437	16	55	.291	176	208	.846	130	233	363	144	112	0	46	109	34	766	13.7
Ilyasova	60	41	1655	294	597	.492	51	112	.455	143	183	.781	196	333	529	71	133	2	42	76	44	782	13.0
Dunleavy	55	3	1445	239	504	.474	83	208	.399	116	143	.811	29	175	204	117	87	0	28	58	8	677	12.3
Bogut	12	12	364	61	136	.449	0	1	.000	14	23	.609	22	78	100	31	36	2	12	24	24	136	11.3
Jackson	26	13	712	97	272	.357	30	108	.278	50	60	.833	16	66	82	77	61	1	26	66	6	274	10.5
Delfino	54	53	1537	182	453	.402	86	239	.360	38	48	.792	20	188	208	123	99	1	79	66	10	488	9.0
Mbah a Moute	43	22	1009	133	261	.510	1	4	.250	66	103	.641	77	150	227	29	93	1	40	39	22	333	7.7
Brown (TOT)	9	3	187	21	40	.525	0	0	---	15	34	.441	16	41	57	4	21	0	8	14	0	57	6.3
Udrih	59	0	1080	146	332	.440	17	59	.288	39	55	.709	26	76	102	227	69	0	37	77	1	348	5.9
Udoh (TOT)	61	11	1290	127	295	.431	0	2	.000	86	114	.754	100	154	254	57	174	1	40	53	102	340	5.6
Udoh (MIL)	23	5	463	45	110	.409	0	2	.000	40	50	.800	42	65	107	26	59	0	15	18	37	130	5.7
Livingston	58	27	1092	127	271	.469	2	3	.667	62	79	.785	39	84	123	122	79	0	27	66	20	318	5.5
Harris	42	9	479	79	169	.467	6	23	.261	44	54	.815	30	71	101	22	45	0	13	31	7	208	5.0
Leuer	46	12	555	97	191	.508	3	9	.333	21	28	.750	45	75	120	25	67	0	14	18	17	218	4.7
Sanders	52	0	643	84	184	.457	0	2	.000	18	38	.474	62	98	160	33	133	3	32	43	76	186	3.6
Brockman	35	0	239	15	45	.333	0	1	.000	7	15	.467	33	42	75	9	33	0	4	10	1	37	1.1
Hobson	5	0	39	2	13	.154	0	6	.000	0	0	---	0	3	3	6	1	0	0	2	0	4	0.8
BUCKS	66	-	15865	2502	5652	.443	436	1265	.345	1095	1415	.774	820	1983	2803	1550	1273	10	548	929	335	6535	99.0
OPPONENTS	66	-	15865	2449	5453	.449	438	1247	.351	1181	1535	.769	813	2138	2951	1433	1278	5	499	1049	297	6517	98.7

	-- SINGLE-GAME HIGHS --										----- AVERAGE PER GAME -----					--CAREER HIGHS					(C=SET, T=TIED THIS SEASON)-				
PLAYER	MIN	REB	AST	ST	TO	BL	PTS	MIN	REB	AST	STL	TO	BLK	PTS	FG	FGA	FT	FTA	REB	AST	PTS				
Ellis (TOT)	44	7	12	6	9	2	48	36.6	3.4	6.0	1.47	3.1	0.31	20.4	18T	39	16C	19	12	13	48C				
Ellis (MIL)	42	6	10	4	5	2	35	36.0	3.5	5.9	1.38	2.6	0.29	17.6											
Jennings	45	8	12	5	6	3	36	35.3	3.4	5.5	1.58	2.2	0.33	19.1	21	34	12C	13T	11	13	55				
Gooden	42	15	13	5	6	3	27	26.2	6.5	2.6	0.82	1.9	0.61	13.7	13	24	13	13	21	13T	33				
Ilyasova	44	25	4	3	4	2	32	27.6	8.8	1.2	0.70	1.3	0.73	13.0	14C	23C	8C	12C	25C	6	32C				
Dunleavy	41	8	8	3	4	2	28	26.3	3.7	2.1	0.51	1.1	0.15	12.3	13	23	13	16	20	9	36				
Bogut	41	15	4	2	4	3	20	30.3	8.3	2.6	1.00	2.0	2.00	11.3	14	23	9	16	27	8	32				
Jackson	45	9	8	3	7	2	34	27.4	3.2	3.0	1.00	2.5	0.23	10.5	16	30	15	17	12	15	43				
Delfino	44	9	8	5	5	2	25	28.5	3.9	2.3	1.46	1.2	0.19	9.0	12	22	8	10	13	8T	30				
Mbah a Moute	43	17	3	4	4	2	22	23.5	5.3	0.7	0.93	0.9	0.51	7.7	10C	16	13	13	19	5	22C				
Brown (TOT)	34	10	2	4	3	0	13	20.8	6.3	0.4	0.89	1.6	0.00	6.3	12	16	9	12	19	7	30				
Udrih	33	5	10	4	5	1	21	18.3	1.7	3.8	0.63	1.3	0.02	5.9	13	24	9	11	10	17	34				
Udoh (TOT)	38	10	5	3	3	5	19	21.1	4.2	0.9	0.66	0.9	1.67	5.6											
Udoh (MIL)	32	10	5	2	4	15	20.1	4.7	1.1	0.65	0.8	1.61	5.7		9C	14T	7C	7C	10C	5C	19C				
Livingston	39	7	7	2	4	2	18	18.8	2.1	2.1	0.47	1.1	0.34	5.5	10	17	8T	9T	9	14	25				
Harris	37	13	3	2	5	2	19	11.4	2.4	0.5	0.31	0.7	0.17	5.0	8C	14C	7C	10C	13C	3C	19C				
Leuer	32	9	5	2	3	2	19	12.1	2.6	0.5	0.30	0.4	0.37	4.7	9C	11C	4C	4C	9C	5C	19C				
Sanders	32	12	4	4	3	5	14	12.4	3.1	0.6	0.62	0.8	1.46	3.6	7T	12T	4	6T	12C	4C	15				
Brockman	21	9	2	1	3	1	6	6.8	2.1	0.3	0.11	0.3	0.03	1.1	5	9	7	8	14	2T	11				
Hobson	18	1	3	0	2	0	4	7.8	0.6	1.2	0.00	0.4	0.00	0.8	2C	8C	0C	0C	1C	3C	4C				
BUCKS	265	54	38	14	23	11	121	240.4	42.5	23.5	8.30	14.1	5.08	99.0	69	131	49	62	85	53	166				
OPPONENTS	265	58	33	14	26	12	125	240.4	44.7	21.7	7.56	15.9	4.50	98.7	68	140	48	62	77	46	171				

2011-12 SEASON IN REVIEW

SUP-ERSAN – Ilyasova had a breakout season, posting career highs in scoring (13.0 ppg), rebounding (8.8 rpg), FG% (.492), 3P% (.455), 20-point games (11) and double-doubles (20). What makes Ersan stand out as a Most Improved candidate, though, is that he accomplished it all in just 27.6 minutes per game (just two additional minutes than his previous career high). Ersan was so efficient in his minutes this season that he became the first player to average 12 points and eight rebounds in under 28 minutes per game since a pair of Hall of Famers did so in the early '90s (see chart).

12 ppg/8 rpg in under 28 mpg (last 20 seasons)

Player	Season	PPG	RPG	MPG
Ersan Ilyasova (MIL)	2011-12	13.0	8.8	27.6
Arvydas Sabonis (POR)	1995-96	14.5	8.1	23.8
Robert Parrish (BOS)	1992-93	12.6	9.4	27.2
Danny Schayes (DEN)	1987-88	13.9	8.2	26.7

ERS ON TARGET – Ersan Ilyasova's shooting numbers really stood out this season. He finished the year ranked 26th in the NBA in field goal percentage (.492) and 3rd in three-point percentage (.455), making him the only player to rank among the league's top-30 in both shooting categories. Entering this season, Ilyasova averaged 42.7 percent shooting and 33.5 percent three-point shooting for his career. His accuracy from behind the arc is the fifth-highest three-point field goal percentage in Bucks franchise history, and highest since Keith Van Horn's 45.8 percent in 2003-04.

ERSANITY! – During the height of Linsanity in New York, Ilyasova produced a historic night of his own just across the Hudson. Ersan erupted for career highs of 29 points and 25 rebounds in Milwaukee's win at New Jersey on 2/19, becoming the first Bucks player in over 30 years to tally 25+ points and rebounds in a single game. Ilyasova becomes just the third member of the 25/25 club in Bucks history, joining Kareem Abdul-Jabbar and Swen Nater:

25/25 Games in Bucks Franchise History

Date	Player	Opp.	Result	Pts	Reb	Date	Player	Opp.	Result	Pts	Reb
02/19/12	Ilyasova	@ NJN	W, 92-85	29	25	10/23/71	Abdul-Jabbar	@ PHI	W, 110-88	40	29
12/19/76	Nater	ATL	W 126-109	30	33	02/28/71	Abdul-Jabbar	@ BOS	W, 111-99	26	30
12/28/72	Abdul-Jabbar	DET	W, 115-91	44	28	02/19/17	Abdul-Jabbar	@ SEA	W, 128-112	42	29
03/12/72	Abdul-Jabbar	@ SEA	W, 109-99	30	27	01/26/71	Abdul-Jabbar	NYK	L, 98-107	29	25
03/06/72	Abdul-Jabbar	BOS	W, 132-127	45	25	11/22/70	Abdul-Jabbar	@ POR	W, 126-104	30	26
12/11/71	Abdul-Jabbar	@ BAL	W, 107-101	39	27	11/01/69	Abdul-Jabbar	@ NYK	L, 108-112	36	27

DUN-3-VY – The Bucks offense was a revelation this season, ranking in the top-half of the league in scoring (99.0 ppg, 5th), 100-point games (33, T4th) and offensive rating (102.4, T14th), after finishing 30th in all three categories a season ago. A major reason for the improvement was the scoring off the bench from Dunleavy. The veteran led a second unit that ranked ninth in the league with 33.8 bench points per game, and his 22 games this season with 10+ points on 50% or better shooting as a reserve was seventh in the league. Dunleavy shot 56.9% from the field during March, the best mark in the month for a guard, and his 54.4% accuracy from behind the arc for the month led the league. Dunleavy shot 40.3% from three on the season, the 22nd-best mark in the NBA.

DEPTH PERCEPTION – Milwaukee's reserves played a large role for the Bucks this season, ranking near the top of the league for scoring, rebounding, assists and blocks when compared to other teams' bench stats as recorded by hoopsstats.com. The Bucks' bench averaged 33.8 points per game over the season, which ranked ninth in the NBA. They also finished fifth with 17.5 rebounds per game and tied for third with 8.4 assists per game and 2.6 blocks per game. Also, Milwaukee's reserves scored an average of 5.2 more points per game than their opponent's reserves, good for fifth in the NBA.

COMEBACK KIDS – Double-digit comebacks were no rare feat for a Bucks team that rallied from 10+ points down to win 10 times this season, highlighted by Milwaukee's comeback from an 18-point deficit to beat Miami on Feb. 1. Here's a look at Milwaukee's biggest comebacks this season:

Deficit	Time / Qtr	Opp.	Date	Final	Deficit	Time / Qtr	Opp.	Date	Final
18 (33-51)	7:02 / 2nd	MIA	Feb. 1	105-97	12 (40-52)	4:05 / 2nd	at NJN	Mar. 12	105-99
15 (2-17)	6:30 / 1st	at CLE	Feb. 10	113-112	11 (54-65)	11:20 / 3rd	POR	Apr. 7	116-94
14 (47-61)	7:48 / 3rd	TOR	Apr. 23	92-86	11 (13-24)	6:00 / 1st	NYK	Mar. 9	119-114
13 (27-40)	8:58 / 2nd	at TOR	Mar. 11	105-99	10 (41-51)	4:22 / 2nd	PHI	Mar. 5	97-93
12 (42-54)	11:42 / 3rd	at HOU	Jan. 25	105-99	10 (15-25)	3:43 / 1st	SAS	Jan. 10	106-103

SWAT TEAM – A five-block party went on in Milwaukee near the end of the season. The Bucks posted 5+ blocks in 11 of their last 13 games, led by the shot-swatting duo of Larry Sanders and Ekpe Udoh. Among reserve players in the NBA, Udoh led the league with 26 multi-block games, and Sanders finished not far behind, third with 23. The duo ranked No. 1 and 2 in the NBA for reserve players with 3+ block games – Udoh with 14 and Sanders with 12. Sanders led Milwaukee in blocks a team-high 26 times, while Udoh led 14 times in his 23 games as a Buck. Additionally, Udoh finished the season 11th in the NBA for blocks per game with 1.67.

CUM LAUDE – In back-to-back weeks, two Bucks players were named Eastern Conference Player of the Week. Ersan Ilyasova received the honor for games played March 5-11, and Drew Gooden for the week of March 12-18. It marked the first time two Bucks players have been awarded Player of the Week honors in consecutive weeks since Dec. 24 and Dec. 31, 2006, when Mo Williams and Michael Redd each won.

2011-12 SEASON IN REVIEW

SHARING IS CARING – The Bucks finished the season ranked third in the NBA with 23.48 assists per game (just 0.11 behind Boston for second, and 0.47 behind Denver for the league lead). Milwaukee hasn't averaged 23 or more assists/game over an entire season since the 1993-94 club averaged 23.7 dimes per game. The last time the Bucks led the league in assists came during the 1978-79 season when they averaged 31.2 per game. Additionally, according to hoopdata.com, Milwaukee ranked second in the NBA for assist percentage with 61.95 this season, behind only the Boston Celtics (66.51).

TURNOVER TREAT – The Bucks ranked 4th in the NBA with 15.89 opponent turnovers per game this season. After forcing Toronto into 22 total turnovers on April 23, Milwaukee jumped ahead of Memphis, Miami and New York to lead the league for most games with 20+ opponent turnovers this season with 11. The Bucks also finished fifth in the NBA for points off turnovers, averaging 18.18 per game.

MAGIC NUMBERS – The Bucks were almost unbeatable this season when the team hit certain benchmark numbers on the box score. Here are the key figures:

100: Milwaukee posted a 25-8 record when cracking the century mark this season. The 33 games in which the Bucks tallied 100+ points are the most since the 2008-09 season, when the team recorded 36. From March 7-20, Milwaukee put together a string of seven games with 100+ points scored, the longest such streak since the 2006-07 season.

30: The Bucks led the league this season for games with 30+ assists with 13, five more than the next-highest team, Chicago. Milwaukee went 12-1 when dishing out 30 or more assists. Additionally, the Bucks posted the highest single-game total for assists this season with 38 in a 115-105 victory at Cleveland on March 14.

10: Milwaukee went 11-1 this season when tallying 10+ treys.

WINNING A SHOOTOUT – The Bucks beat the Spurs on Jan. 10 despite allowing San Antonio to shoot 60.0% from the field. It was just the third time in franchise history that Milwaukee has won when allowing its opponent to crack 60 percent from the field (see chart).

Date	Opponent	Final Score	Opp. FG%
1/17/79	Phoenix	123-118	.628
1/15/85	L.A. Lakers	155-105	.605
1/10/12	San Antonio	106-103	.600

ROAD FLIP – Milwaukee stumbled to an 0-8 start on the road this season, but posted a 14-11 mark away from the Bradley Center after that rough start. Here's a look at the numbers that have turned the tide for the Bucks on the road:

	First 8	Last 25		First 8	Last 25
PPG	86.4	101.2	Opp. PPG	96.5	97.8
FG%	.406	.443	Opp. FG%	.460	.438
3P%	.265	.344	Opp. 3P%	.316	.326
RPG	39.4	44.0	Opp. RPG	45.4	44.4
APG	19.3	23.2	Opp. APG	22.3	20.9
TO/G	15.4	14.2	Opp. TO/G	16.4	15.9

REBOUNDING WITH A PURPOSE – It's no secret that one of Milwaukee's strengths this season was its offensive rebounding, and the team's effort on the offensive glass led to more second-chance points for the Bucks. Milwaukee ranked in the top-10 in the NBA for offensive rebounds per game and second-chance points per game:

Offensive Rebounds				Second-Chance Points			
Team	ORB/gm	Team	ORB/gm	Team	2CP/gm	Team	2CP/gm
1. CHI	13.86	6. IND	12.52	1. CHI	15.82	6. MEM	14.64
2. SAC	13.36	7. MIL	12.42	2. UTA	15.47	7. LAC	14.42
3. UTA	13.05	8. LAC	12.12	3. SAC	14.94	8. MIL	14.41
4. CLE	12.74	9. LAL	12.11	4. IND	14.91	9. LAL	13.79
5. IND	12.52	10. MIN	12.08	5. MIN	14.70	10. POR	13.68

Additionally, Milwaukee ranked seventh in the NBA for most games with 10+ offensive rebounds with 51 (just four games behind the league-leader Chicago), and the team's streak of 20 games with 10 or more ORBs in each game from 2/1 through 3/9 was the second-longest in the NBA.

30 THE HARD WAY – Monta Ellis' 30-point performance vs. Cleveland on April 4 was unique – not only because 16 of his 30 points came off of 8-of-8 shooting in the final 4:32 of the game – but because all the scoring came from two-point shots. In the last 25 years, only two Bucks players have scored 30+ points with no three-point field goals made and no free throws made: Ellis and Glenn Robinson (30 at SAS on 12/23/01). Additionally, according to the Elias Sports Bureau, only two other NBA players scored 16+ points in the final five minutes of the fourth quarter this season: Kyrie Irving (twice: 16 against HOU and 17 vs. NJN) and Nick Young (17 against ORL).

SUPPORT GROUP – NBA.com's John Schuhmann named Beno Udrih and Ekpe Udoh to his "Jason Collins All-Star" team, made up of five players who make a difference on the scoreboard without traditionally impressive box score lines. When Udrih was on the court, the Bucks scored 9.6 more points per 48 minutes, and Brandon Jennings shot 10 percent better from the field. When Udoh was on the court, Milwaukee's opponents scored an average of 7.7 fewer points per 48 minutes than when he was on the bench.

2011-12 KEY DATES

Dec. 26 – The Bucks open the season on the road for the 27th-consecutive year, losing by one point to the Charlotte Bobcats.

Dec. 29 – The Bucks assign guard Darington Hobson to the Fort Wayne Mad Ants of the NBA Development League.

Jan. 4 – Milwaukee recalls Darington Hobson from the Fort Wayne Mad Ants.

Jan. 12 – Ersan Ilyasova secures three offensive rebounds, beginning his career-best streak of 51 games with at least one offensive board.

With Milwaukee's 102-93 victory over Detroit, head coach Scott Skiles becomes the 39th coach in NBA history to hit the 400-win mark.

Both the Bucks (17-17) and Pistons (24-24) shoot perfectly from the free throw line, marking only the second time in the shot clock era that both teams have shot 100% from the charity stripe.

Rookie Jon Leuer makes the first start of his NBA career vs. Detroit, recording 15 points, six rebounds, five assists and two blocked shots. He is the only University of Wisconsin product to ever start for the Bucks, and one of only two Badgers to play for Milwaukee (Paul Grant, 1998-99).

Jan. 18 – The Bucks re-assign Darington Hobson to the Mad Ants.

Jan. 20 – Milwaukee gets its first road victory of the season at Madison Square Garden, 100-86, after starting the season 0-8 away from the Bradley Center. The Bucks would go on to win three in a row on the road after that game and finish the season 14-19 outside of Milwaukee.

Jan. 22 – Brandon Jennings attempts 10 three-point shots to move ahead of Todd Day on the Bucks all-time career leaders list. He finished the season with 388 three-point field goal attempts in his career, good for the No. 6 spot in Milwaukee's history.

Jan. 23 – Brandon Jennings hits three three-point field goals to pass Mo Williams on Milwaukee's list of all-time career leaders for three-point field goals made. Jennings now sits at No. 6 on the list with 372 career treys.

Jan. 25 – Andrew Bogut is injured during the game in Houston after landing awkwardly on a Rockets player's foot while attempting to block a shot in the first quarter. The results of an MRI performed the next day identified a left ankle fracture that kept Bogut out indefinitely.

Feb. 1 – The Bucks beat the Miami Heat in Milwaukee, after being down by as many as 18 points in the game, on the back of Brandon Jennings and his 31 points. Jennings hit a season-high seven three-point shots in the game, three in the fourth quarter alone.

Milwaukee recalled Darington Hobson from the Mad Ants.

Feb. 3 – The Bucks request waivers on Darington Hobson.

Feb. 8 – Carlos Delfino passes Mo Williams on the Bucks all-time career three-point field goals made list by hitting six of his eight shots from beyond the arc. Delfino finished the season with 86 three-point field goals made, bringing his Bucks total to 459, good for seventh place on the all-time list.

Feb. 19 – Ersan Ilyasova sets an NBA single-game high by grabbing 13 offensive rebounds at New Jersey. The 13 ORBs set a new career high for Ilyasova, as did his 25 total rebounds. The 25 TRBs stood as an NBA single-game high as well until Andrew Bynum grabbed 30 for the Lakers at San Antonio on April 11. Ilyasova also scored 29 points that night, becoming just the third player in Bucks history to record a 25/25 game.

With his seven three-point attempts (three of which were made), Carlos Delfino moves into seventh place on the Bucks all-time career leaders list for three-point field goals attempted. Delfino finished the season with 239 attempts from three-point range, bringing his Bucks total to 888.

Feb. 28 – Ersan Ilyasova tips the ball into the net with 2.2 seconds remaining vs. Washington, giving Milwaukee a one-point lead and the win, 119-118.

Shaun Livingston plays in his 300th career game in a start vs. the Wizards.

March 3 – Drew Gooden grabs his 5,000th career rebound in a loss at Orlando.

March 12 – Ersan Ilyasova is named the NBA Eastern Conference Player of the Week for games played March 5-10. During the four-game stretch, he averaged 25.0 points and 10.8 rebounds per game while shooting 63.8 percent from the field, 66.7 percent from behind the arc and 90.0 percent from the free-throw line. He recorded three double-doubles and posted the first two 30-point games of his career.

March 14 – Milwaukee acquires guard Monta Ellis, forward Ekpe Udoh and center Kwame Brown from the Golden State Warriors in exchange for center Andrew Bogut and guard Stephen Jackson.

The Bucks set an NBA single-game season high for assists with 38 vs. Cleveland. Drew Gooden dished out 13 of those dimes, tying his career high, and contributing to his second career triple-double (15 points/10 rebounds/13 assists).

March 16 – Monta Ellis and Ekpe Udoh make their first appearances in a Bucks uniform vs. their former team, the Golden State Warriors.

Mike Dunleavy scores a game-high 24 points off of eight shots in just 19 minutes of action, becoming just the fourth Bucks player in the last 25 seasons to score 20+ points in less than 20 minutes of action.

March 19 – Drew Gooden is named NBA Eastern Conference Player of the Week for games played March 12-18, which included his triple-double game during the Bucks' then-five-game winning streak.

March 20 – The Bucks defeat the Trail Blazers, 116-87, in Portland, extending Milwaukee's season-long winning streak to six games. That six-game run was the team's longest since recording two six-game streaks late in the 2009-10 season (Feb. 19-27 and Mar. 3-14). The Bucks lost their next game in Boston on March 22, 91-100, ending the streak.

March 23 – Mike Dunleavy scores 15 points in a win at Charlotte, surpassing 8,000 total points in his career. At the end of the season, Dunleavy finished with 8,242 points.

March 26 – Mike Dunleavy explodes for 24 points in the first half of the Bucks game at New York. According to the Elias Sports Bureau, that performance was the most points by a reserve in a half this season.

March 27 – Ekpe Udoh makes his first start in a Milwaukee uniform vs. the Atlanta Hawks. The Bucks won the game, 108-101, and Udoh tied a career high with 10 rebounds.

April 4 – Monta Ellis goes 8-8 in the final 4:32 of the game vs. Cleveland, scoring 16 points and leading the Bucks to a 107-98 win.

April 14 – Drew Gooden scores his 8,000th career point vs. Indiana. He finished the season with 8,059 points for his career.

April 21 – The Bucks score 106 points in the win over New Jersey, marking the 33rd and final time this season that Milwaukee scored 100+ points in a game, the most since the 2008-09 season when the team recorded 36.

April 23 – Despite working back into playoff contention with a six-game win streak in mid-March, the Bucks are officially eliminated from the post-season after the Philadelphia 76ers clinched the eight seed with a 105-87 win in New Jersey.

2011-12 SEASON AT A GLANCE

Bucks vs. NBA

Home/Road by Division/Conference

	TOTAL	HOME	ROAD	OVERTIME
Atlantic	9-7	4-3	5-4	---
Central	7-8	4-4	3-4	1-0
Southeast	8-9	5-4	3-5	---
Eastern	24-24	13-11	11-13	1-0
Southwest	2-3	1-2	1-1	---
Northwest	3-4	2-2	1-2	---
Pacific	2-4	1-1	1-3	---
Western	7-11	4-5	3-6	---

Record by Team

ATLANTIC	9-7	CENTRAL	7-8	SOUTHEAST	8-9
Boston	0-3	Chicago	0-4	Atlanta	1-2
New Jersey	3-0	Cleveland	4-0	Charlotte	2-1
New York	2-2	Detroit	3-1	Miami	2-1
Philadelphia	1-2	Indiana	0-3	Orlando	0-4
Toronto	3-0			Washington	3-1

SOUTHWEST	2-3	NORTHWEST	3-4	PACIFIC	2-4
Dallas	0-1	Denver	0-2	Golden State	1-0
Houston	1-0	Minnesota	1-0	LA Clippers	0-1
Memphis	0-1	Oklahoma City	0-1	LA Lakers	1-0
New Orleans	0-1	Portland	2-0	Phoenix	0-2
San Antonio	1-0	Utah	0-1	Sacramento	0-1

Quarter Scoring

Bucks

	1st	2nd	3rd	4th	1OT	2OT
High	36 (2)	39	33	34	11	---
Low	15	13	12	11	11	---

Opponents

	1st	2nd	3rd	4th	1OT	2OT
High	40	39	36	35	10	---
Low	11	12 (2)	16 (3)	9	10	---

Attendance

33 home games

485,717 (14,719 average) 2 sellouts (18,717 capacity)

33 road games

549,820 (16,661 average)

Record by Month

	OVERALL	HOME	ROAD
December	2-1	2-0	0-1
January	7-10	4-2	3-8
February	5-10	2-6	3-4
March	10-7	4-4	6-3
April	7-7	5-4	2-3
Total	31-35	17-16	14-19

Record by Day of the Week

	OVERALL	HOME	ROAD
Sunday	3-1	---	3-1
Monday	5-8	3-4	2-4
Tuesday	5-3	4-2	1-1
Wednesday	5-7	3-4	2-3
Thursday	1-4	1-1	0-3
Friday	9-5	3-0	6-5
Saturday	3-7	3-5	0-2

Game Leaderships

	SCORING			REB		AST	DBL	TEAM LEADER/TIES				
	10+	20+	30+	10+	10+			PTS	REB	AST	STL	BLK
Bogut	9	1	-	4	-	3	1	7	2	2	10	
Brockman	-	-	-	-	-	-	-	1	-	1	-	
Brown	-	-	-	-	-	-	-	-	-	-	-	
Delfino	22	2	-	-	-	-	3	5	6	20	3	
Dunleavy	36	7	-	-	-	-	3	1	2	3	-	
Ellis	18	6	4	-	1	1	6	-	12	7	1	
Gooden	36	16	-	13	1	13*	7	13	4	8	9	
Harris	7	-	-	1	-	1	2	2	-	2	3	
Hobson	-	-	-	-	-	-	-	-	1	-	-	
Ilyasova	37	11	2	25	-	20	9	31	-	8	16	
Jackson	14	4	1	-	-	-	3	1	6	4	2	
Jennings	59	31	8	-	6	6	32	1	35	24	7	
Leuer	10	-	-	-	-	-	-	2	-	1	5	
Livingston	13	-	-	-	-	-	-	-	3	7	4	
Mbah a Moute	10	2	-	3	-	3	1	6	-	6	5	
Sanders	3	-	-	2	-	1	-	2	-	5	26	
Udoh	3	-	-	2	-	-	-	3	-	2	14	
Udrih	10	1	-	-	1	-	1	-	15	7	-	

*Includes one triple-double on 3/14

Bucks Record When ...

They shoot .500 +	13-1
They shoot .450 - .499	9-6
They shoot .449 or less	9-28
They score 100+	25-8
They score 90-99	6-15
They score 89 or less	0-12
They have = or more rebounds	18-11
They have = or more assists	25-13
They have = or more steals	22-19
They have = or more turnovers	9-16
They have = or higher FG%	21-7
Ahead or tied after 1st Q	21-14
Ahead or tied at the half	22-15
Ahead or tied after 3rd Q	25-8
They score 30+ in 1st Q	11-6
They score 50+ in 1st H	25-16
Opp. shoot .500 +	3-10
Opp. shoot .450 - .499	7-10
Opp. shoots .449 or less	21-15
Opp. scores 100+	6-19
Opp. scores 90-99	16-12
Opp. scores 89 or less	9-4
Opp. have more rebounds	13-24
Opp. has more assists	6-22
Opp. has more steals	9-16
Opp. has more turnovers	22-19
Opp. has a higher FG%	10-28
They are behind after 1st Q	10-21
They are behind at the half	9-20
They are behind after 3rd Q	6-27
Opp. scores 30+ in 1st Q	7-15
Opp. scores 50+ in 1st H	12-19

Margins of Victory/Defeat

	1	2	3	4	5	6	7	8	9	10
Won By	2	-	2	1	2	5	2	1	3	1
Lost By	1	2	3	2	5	3	1	1	5	1
	11	12	13	14	15	16	17	18	19	20
Won By	2	-	-	2	-	1	-	-	-	1
Lost By	-	2	1	-	-	2	-	1	1	1
	21	22	23	24	25	26	27	28	29	30
Won By	2	2	-	-	-	-	-	-	1	-
Lost By	1	-	1	-	-	1	-	-	-	-
	31	32	33	34	35	36	37			
Won By	-	-	-	-	-	-	1			
Lost By	-	-	-	-	-	-	-			

2011-12 SEASON HIGHS

PLAYER	MINUTES	FIELD GOALS	FREE THROWS	OFFENSIVE REBOUNDS	DEFENSIVE REBOUNDS	TOTAL REBOUNDS	ASSISTS	STEALS	TURNOVERS	BLOCKED SHOTS	POINTS
ANDREW BOGUT	41 JAN. 16 at Phil.	10 JAN. 16 at Phil.	3 (2) JAN. 22 at Miami	5 JAN. 10 vs S.A.	13 DEC. 30 vs Wash.	15 DEC. 30 vs Wash.	4 (3) JAN. 23 vs Atl.	2 (4) JAN. 20 at N.Y.	4 (2) JAN. 20 at N.Y.	3 (6) JAN. 25 at Hou.	20 JAN. 16 at Phil.
JON BROCKMAN	21 APR. 25 vs Phil.	3 MAR. 24 vs Ind.	2 (2) MAR. 16 at G.S.	6 JAN. 13 at Dall.	7 APR. 25 vs Phil.	9 (2) APR. 25 vs Phil.	2T FEB. 11 vs Orl.	1 (4) MAR. 23 at Cha.	3T FEB. 17 at Orl.	1 FEB. 13 vs Miami	6 MAR. 24 vs Ind.
CARLOS DELFINO Mil.	44 MAR. 14 vs Clev.	8 FEB. 13 vs Miami	5 (2) APR. 13 at Det.	3 FEB. 8 at Tor.	9 MAR. 16 at G.S.	9 (3) MAR. 16 at G.S.	8T FEB. 20 vs Orl.	5T FEB. 20 vs Orl.	5T FEB. 19 at N.J.	2 (2) JAN. 12 vs Det.	25 FEB. 8 at Tor.
MIKE DUNLEAVY	41 MAR. 11 at Tor.	10 (2) MAR. 26 at N.Y.	8 APR. 19 at Ind.	2 (8) APR. 19 at Ind.	8 APR. 14 vs Ind.	8 (3) APR. 19 at Ind.	8 DEC. 27 vs Minn.	3 FEB. 28 vs Wash.	4 MAR. 11 at Tor.	2 FEB. 8 at Tor.	28 FEB. 28 vs Wash.
MONTA ELLIS G.S.-Mil.	44 (2) JAN. 10 vs Miami	18T FEB. 7 vs OKC.	16C JAN. 7 vs Utah	2 (2) JAN. 6 at LA-L	7 FEB. 13 vs Phoe.	7 (2) FEB. 13 vs Phoe.	12 JAN. 25 vs Port.	6 JAN. 18 at N.J.	9 JAN. 10 vs Miami	2T(2) APR. 18 at Wash.	48C FEB. 7 vs OKC.
MONTA ELLIS Mil.	42 (2) APR. 19 at Ind.	15 (2) APR. 4 vs Clev.	8 APR. 23 vs Tor.	1 (4) APR. 9 vs OKC.	6 (2) APR. 23 vs Tor.	6 (2) APR. 23 vs Tor.	10 APR. 11 vs N.Y.	4 (2) APR. 23 vs Tor.	5 (2) APR. 11 vs N.Y.	2T APR. 18 at Wash.	35 APR. 11 vs N.Y.
DREW GOODEN	42 FEB. 11 vs Orl.	12 (3) APR. 13 at Det.	10 (2) FEB. 4 vs Chi.	7 JAN. 3 at Utah	9 (3) FEB. 8 at Tor.	15 JAN. 27 at Chi.	13T MAR. 14 vs Clev.	5T MAR. 31 vs Mem.	6T(2) MAR. 9 vs N.Y.	3 MAR. 24 vs Ind.	27 MAR. 7 vs Chi.
TOBIAS HARRIS	37C APR. 25 vs Phil.	8C FEB. 4 vs Chi.	7C JAN. 8 at Phoe.	5C JAN. 17 vs Den.	9C APR. 25 vs Phil.	13C APR. 25 vs Phil.	3C(2) APR. 26 at Bos.	2C(2) MAR. 7 vs Chi.	5C APR. 26 at Bos.	2C FEB. 17 at Orl.	19C FEB. 4 vs Chi.
ERSAN ILYASOVA	44C MAR. 11 at Tor.	14C MAR. 7 vs Chi.	8C(3) MAR. 31 vs Mem.	13C FEB. 19 at N.J.	14T(2) MAR. 31 vs Mem.	25C FEB. 19 at N.J.	4 (2) MAR. 5 vs Phil.	3 (2) APR. 21 vs N.J.	4T(4) APR. 18 at Wash.	2T(13) APR. 21 vs N.J.	32C MAR. 7 vs Chi.
STEPHEN JACKSON	45 JAN. 7 at LA-C	12 JAN. 10 vs S.A.	7 (2) JAN. 10 vs S.A.	3 DEC. 27 vs Minn.	7 JAN. 16 at Phil.	9 JAN. 16 at Phil.	8 JAN. 10 vs S.A.	3 (3) JAN. 16 at Phil.	7 JAN. 5 at Sac.	2 JAN. 23 vs Atl.	34 JAN. 10 vs S.A.
BRANDON JENNINGS	45 APR. 14 vs Ind.	15 JAN. 20 at N.Y.	12C JAN. 22 at Miami	3 (3) APR. 21 vs N.J.	7 MAR. 12 at N.J.	8 APR. 14 vs Ind.	12 JAN. 23 vs Atl.	5T(2) APR. 6 vs Cha.	6 JAN. 2 at Den.	3T APR. 14 vs Ind.	36 JAN. 20 at N.Y.
JON LEUER	32C JAN. 12 vs Det.	9C JAN. 27 at Chi.	4C DEC. 27 vs Minn.	5C JAN. 7 at LA-C	7C DEC. 27 vs Minn.	9C JAN. 7 at LA-C	5C JAN. 12 vs Det.	2C(2) DEC. 30 vs Wash.	3C(2) APR. 25 vs Phil.	2C(4) JAN. 30 vs Det.	19C JAN. 27 at Chi.
SHAUN LIVINGSTON	39 JAN. 22 at Miami	7 JAN. 20 at N.Y.	8T FEB. 19 at N.J.	3 (2) FEB. 11 vs Orl.	6 APR. 25 vs Phil.	7 FEB. 4 vs Chi.	7 APR. 25 vs Phil.	2 (7) FEB. 17 at Orl.	4 (3) APR. 26 at Bos.	2 (4) APR. 25 vs Phil.	18 JAN. 20 at N.Y.
LUC RICHAIR MBAH A MOUTE	43 APR. 21 vs N.J.	10C MAR. 16 at G.S.	6 (2) FEB. 8 at Tor.	9 MAR. 16 at G.S.	9 MAR. 14 vs Clev.	17 MAR. 16 at G.S.	3 (3) MAR. 30 at Clev.	4 MAR. 2 at Atl.	4 FEB. 19 at N.J.	2 (7) APR. 21 vs N.J.	22C MAR. 16 at G.S.
LARRY SANDERS	32 APR. 25 vs Phil.	7T APR. 7 vs Port.	3 MAR. 11 at Tor.	7C FEB. 20 vs Orl.	6 APR. 13 at Det.	12C FEB. 20 vs Orl.	4C JAN. 5 at Sac.	4C APR. 25 vs Phil.	3 (3) APR. 25 vs Phil.	5 APR. 25 vs Phil.	14 APR. 7 vs Port.
EKPE UDOH G.S.-Mil.	38 FEB. 20 vs LA-C	9C FEB. 20 vs LA-C	7C MAR. 5 at Wash.	6C(2) MAR. 27 vs Atl.	6T(2) MAR. 22 vs Bos.	10C(2) MAR. 27 vs Atl.	5C APR. 2 at Wash.	3 (3) FEB. 29 at Atl.	3 (6) MAR. 11 at LA-C	5 FEB. 9 at Den.	19C FEB. 20 vs LA-C
EKPE UDOH Mil.	32 APR. 4 vs Clev.	6 APR. 2 at Wash.	5 APR. 19 at Ind.	6T MAR. 27 vs Atl.	6T MAR. 22 vs Bos.	10C(2) MAR. 27 vs Atl.	5C APR. 2 at Wash.	2 (5) APR. 26 at Bos.	2 (4) APR. 26 at Bos.	4 MAR. 20 at Port.	15 APR. 2 at Wash.
BENO UDRIH	33 MAR. 12 at N.J.	9 APR. 7 vs Port.	7 MAR. 11 at Tor.	3 DEC. 30 vs Wash.	5 JAN. 17 vs Den.	5 (3) APR. 26 at Bos.	10 MAR. 30 at Clev.	4 MAR. 20 at Port.	5 APR. 26 at Bos.	1 JAN. 30 vs Det.	21 APR. 7 vs Port.
BUCKS High Games	265 FEB. 10 at Clev.	50 MAR. 30 at Clev.	30 JAN. 22 at Miami	23 JAN. 3 at Utah	43 APR. 25 vs Phil.	54 MAR. 16 at G.S.	38 MAR. 14 vs Clev.	14 APR. 6 vs Cha.	23 APR. 26 at Bos.	11 (2) APR. 25 vs Phil.	121 MAR. 30 at Clev.
BUCKS Low Games	240 (65) APR. 26 at Bos.	26 FEB. 3 at Det.	7 (3) APR. 25 vs Phil.	6 (2) MAR. 20 at Port.	17 FEB. 22 at Chi.	29 FEB. 22 at Chi.	10 FEB. 3 at Det.	3 FEB. 11 vs Orl.	6 MAR. 30 at Clev.	0 (2) MAR. 26 at N.Y.	73 JAN. 3 at Utah
OPPONENTS High Games	265 FEB. 10 at Clev.	49 APR. 18 at Wash.	33 DEC. 27 vs Minn.	23 JAN. 5 at Sac.	42 FEB. 4 vs Chi.	58 MAR. 31 vs Mem.	33 FEB. 10 at Clev.	14 APR. 26 at Bos.	26 DEC. 27 vs Minn.	12 JAN. 3 at Utah	125 MAR. 24 vs Ind.
OPPONENTS Low Games	240 (65) APR. 26 at Bos.	25 JAN. 22 at Miami	3 FEB. 4 vs Chi.	5 (2) MAR. 12 at N.J.	23 (2) APR. 4 vs Clev.	33 APR. 7 vs Port.	9 JAN. 22 at Miami	2 MAR. 30 at Clev.	9 (2) APR. 19 at Ind.	0 DEC. 27 vs Minn.	81 DEC. 30 vs Wash.

"C" indicates a new career-high, "T" a tied career-high.

Numbers in parentheses indicate the number of games in which a player or team has reached a given total (if more than one).

2011-12 HOME/ROAD SPLITS

Milwaukee Bucks Basketball: Accumulated Statistics For Home Games, - Season

RECORD (W-L): 17-16 Home(17-16) Away(0-0)

NO PLAYER	GP-GS	MIN	FGM-FGA	FG%	3-POINT		FTM-FTA	FT%	REBOUNDS		TOT/AVG	AST	PF-DQ	STL	TO	BLK	PTS/AVG
					FGM-FGA	FG%			OFF	DEF							
8 Ellis, M.	12-12	433:24	92-209	0.440	8-27	0.296	38-47	0.809	2	38	40/ 3.3	75	26-0	16	33	2	230/ 19.2
3 Jennings, B.	33-33	1169:54	238-541	0.440	65-180	0.361	86-104	0.827	22	81	103/ 3.1	196	61-0	58	75	18	627/ 19.0
7 Ilyasova, E.	31-20	915:21	168-339	0.496	32-69	0.464	84-110	0.764	112	182	294/ 9.5	43	54-1	19	29	28	452/ 14.6
0 Gooden, D.	27-23	696:25	136-318	0.428	8-31	0.258	79-93	0.849	54	101	155/ 5.7	66	47-0	23	57	22	359/ 13.3
17 Dunleavy, M.	30-2	812:52	136-285	0.477	44-113	0.389	60-78	0.769	19	99	118/ 3.9	69	48-0	16	36	4	376/ 12.5
10 Delfino, C.	25-24	702:17	98-221	0.443	49-119	0.412	16-21	0.762	8	86	94/ 3.8	62	41-0	39	26	5	261/ 10.4
6 Bogut, A.	6-6	178:39	28-71	0.394	0-0	0.000	4-6	0.667	15	41	56/ 9.3	17	19-1	6	14	10	60/ 10.0
5 Jackson, S.	11-5	282:04	39-102	0.382	11-36	0.306	20-22	0.909	6	20	26/ 2.4	37	23-0	10	22	3	109/ 9.9
12 Mbah a Moute	22-13	522:24	63-135	0.467	0-2	0.000	32-48	0.627	34	71	105/ 4.8	18	39-0	18	17	10	158/ 7.2
20 Udoh, E.	13-4	274:05	25-57	0.439	0-0	0.000	26-31	0.839	23	34	57/ 4.4	9	32-0	10	9	20	76/ 5.8
19 Udrih, B.	31-0	539:47	72-164	0.439	6-29	0.207	15-20	0.750	14	39	53/ 1.7	120	34-0	12	40	1	165/ 5.3
15 Harris, T.	20-5	234:14	41-80	0.512	4-13	0.308	19-21	0.905	18	35	53/ 2.7	10	22-0	8	12	3	105/ 5.3
30 Leuer, J.	20-4	259:34	40-85	0.471	0-3	0.000	16-18	0.889	19	37	56/ 2.8	15	29-0	12	8	9	96/ 4.8
8 Sanders, L.	26-0	319:45	49-100	0.490	0-2	0.000	9-23	0.391	42	53	95/ 3.7	17	64-0	19	26	45	107/ 4.1
9 Livingston, S.	30-14	489:37	49-115	0.426	1-1	1.000	17-23	0.739	16	39	55/ 1.8	57	39-0	10	31	15	116/ 3.9
40 Brockman, J.	13-0	89:33	8-22	0.364	0-0	0.000	2-4	0.500	13	15	28/ 2.2	4	9-0	1	3	1	18/ 1.4
11 Hobson, D.	1-0	00:07	0-0	0.000	0-0	0.000	0-0	0.000	0	0	0/ 0.0	0	0-0	0	0	0	0/ 0.0
54 Brown, K.	0-0	00:00	0-0	0.000	0-0	0.000	0-0	0.000	0	0	0/ 0.0	0	0-0	0	0	0	0/ 0.0
Team										237					14		
Milwaukee Bucks	33-165	7920:00	1282-2844	0.451	228-625	0.365	523-672	0.778	417	971	1625/49.2	815	587-2	277	452	196	3315/100.5
Team										258					13		
OPPONENTS	33-165	7920:00	1253-2755	0.455	229-602	0.380	564-713	0.791	419	1060	1737/52.6	732	632-3	244	520	137	3299/100.0

NO	PLAYER	SINGLE GAME HIGHS					AVERAGE PER GAME					AVERAGE PER 48 MIN									
		MIN	REB	AST	STL	TO BLK	PTS	MIN	REB	AST	STL	TO BLK	PTS	MIN	REB	AST	STL	TO BLK	PTS		
8	Ellis, M.	41:16	6	10	4	5	1	35	36:07	3.3	6.3	1.3	2.8	0.2	19.2	4.4	8.3	1.8	3.7	0.2	25.5
3	Jennings, B.	44:41	8	12	5	5	3	33	35:27	3.1	5.9	1.8	2.3	0.5	19.0	4.2	8.0	2.4	3.1	0.7	25.7
7	Ilyasova, E.	43:18	18	4	3	3	2	32	29:32	9.5	1.4	0.6	0.9	0.9	14.6	15.4	2.3	1.0	1.5	1.5	23.7
0	Gooden, D.	42:05	10	13	5	6	3	27	25:48	5.7	2.4	0.9	2.1	0.8	13.3	10.7	4.6	1.6	3.9	1.5	24.8
17	Dunleavy, M.	36:55	8	8	3	3	1	28	27:06	3.9	2.3	0.5	1.2	0.1	12.5	7.0	4.1	0.9	2.1	0.2	22.2
10	Delfino, C.	43:47	8	8	5	3	2	24	28:05	3.8	2.5	1.6	1.0	0.2	10.4	6.4	4.2	2.7	1.8	0.3	17.8
6	Bogut, A.	34:42	15	4	2	4	3	15	29:47	9.3	2.8	1.0	2.3	1.7	10.0	15.0	4.6	1.6	3.8	2.7	16.1
5	Jackson, S.	42:37	6	8	3	6	2	34	25:39	2.4	3.4	0.9	2.0	0.3	9.9	4.4	6.3	1.7	3.7	0.5	18.6
12	Mbah a Moute	42:48	13	3	2	2	2	13	23:45	4.8	0.8	0.8	0.8	0.5	7.2	9.7	1.7	1.7	1.6	0.9	14.5
20	Udoh, E.	31:50	10	2	2	2	3	11	21:05	4.4	0.7	0.8	0.7	1.5	5.8	10.0	1.6	1.8	1.6	3.5	13.3
19	Udrih, B.	26:51	5	9	2	4	1	21	17:25	1.7	3.9	0.4	1.3	0.0	5.3	4.7	10.7	1.1	3.6	0.1	14.7
15	Harris, T.	36:56	13	3	2	2	1	19	11:43	2.7	0.5	0.4	0.6	0.2	5.3	10.9	2.1	1.6	2.5	0.6	21.5
30	Leuer, J.	31:32	8	5	2	3	2	15	12:59	2.8	0.8	0.6	0.4	0.4	4.8	10.3	2.8	2.2	1.5	1.7	16.7
8	Sanders, L.	31:54	12	3	4	3	5	14	12:18	3.7	0.7	0.7	1.0	1.7	4.1	14.3	2.5	2.8	3.9	6.8	16.0
9	Livingston, S.	33:27	7	7	2	3	2	12	16:19	1.8	1.9	0.3	1.0	0.5	3.9	5.4	5.6	1.0	3.0	1.5	11.4
40	Brockman, J.	21:24	9	2	1	1	1	6	06:53	2.2	0.3	0.1	0.2	0.1	1.4	14.9	2.1	0.5	1.6	0.5	9.6
11	Hobson, D.	00:07	0	0	0	0	0	0	00:07	0.0	0.0	0.0	0.0	0.0	0.0	0.0	0.0	0.0	0.0	0.0	0.0
54	Brown, K.	00:00	0	0	0	0	0	0	00:00	0.0	0.0	0.0	0.0	0.0	0.0	0.0	0.0	0.0	0.0	0.0	0.0

Copyright (c) 2009 NBA Properties, Inc. All Rights Reserved. Produced by Information & Display Systems, LLC. NBA CumeStats Version 2.8.0.0

Milwaukee Bucks Basketball: Accumulated Statistics For Away Games, - Season

RECORD (W-L): 14-19 Home(0-0) Away(14-19)

NO	PLAYER	GP-GS	MIN	FGM-FGA	FG%	3-POINT		FTM-FTA	FT%	REBOUNDS		TOT/AVG	AST	PF-DQ	STL	TO	BLK	PTS/AVG																	
						FGM-FGA	FG%			OFF	DEF																								
3	Jennings, B.	33-33	1161:24	231-580	0.398	64-208	0.308	107-135	0.793	27	96	123/ 3.7	169	53-0	46	71	4	633/ 19.2																	
8	Ellis, M.	9-9	321:36	53-127	0.417	4-18	0.222	30-42	0.714	2	31	33/ 3.7	48	26-0	13	21	4	140/ 15.6																	
0	Gooden, D.	29-23	772:24	151-339	0.445	8-24	0.333	97-115	0.843	76	132	208/ 7.2	78	65-0	23	52	12	407/ 14.0																	
6	Bogut, A.	6-6	185:04	33-65	0.508	0-1	0.000	10-17	0.588	7	37	44/ 7.3	14	17-1	6	10	14	76/ 12.7																	
17	Dunleavy, M.	25-1	631:51	103-219	0.470	39-95	0.411	56-65	0.862	10	76	86/ 3.4	48	39-0	12	22	4	301/ 12.0																	
7	Ilyasova, E.	29-21	739:32	126-258	0.488	19-43	0.442	59-73	0.808	84	151	235/ 8.1	28	79-1	23	47	16	330/ 11.4																	
5	Jackson, S.	15-8	429:51	58-170	0.341	19-72	0.264	30-38	0.789	10	46	56/ 3.7	40	38-1	16	44	3	165/ 11.0																	
12	Mbah a Moute	21-9	486:22	70-126	0.556	1-2	0.500	34-52	0.654	43	79	122/ 5.8	13	54-1	22	12	175/ 8.3																		
10	Delfino, C.	29-29	835:08	84-232	0.362	37-120	0.308	22-27	0.815	12	102	114/ 3.9	61	58-1	40	40	5	227/ 7.8																	
9	Livingston, S.	28-13	602:04	78-156	0.500	1-2	0.500	45-56	0.804	23	45	68/ 2.4	65	40-0	17	35	5	202/ 7.2																	
19	Udrih, B.	28-0	540:13	74-168	0.440	11-30	0.367	24-35	0.686	12	37	49/ 1.8	107	35-0	25	37	0	183/ 6.5																	
20	Udoh, E.	10-1	188:57	20-53	0.377	0-2	0.000	14-19	0.737	19	31	50/ 5.0	17	27-0	5	9	17	54/ 5.4																	
30	Leuer, J.	26-8	295:00	57-106	0.538	3-6	0.500	5-10	0.500	26	38	64/ 2.5	10	38-0	2	10	8	122/ 4.7																	
15	Harris, T.	22-4	244:47	38-89	0.427	2-10	0.200	25-33	0.758	12	36	48/ 2.2	12	23-0	5	19	4	103/ 4.7																	
8	Sanders, L.	26-0	322:51	35-84	0.417	0-0	0.000	9-15	0.600	20	45	65/ 2.5	16	69-3	13	17	31	79/ 3.0																	
11	Hobson, D.	4-0	38:46	2-13	0.154	0-6	0.000	0-0	0.000	0	3	3/ 0.8	6	1-0	0	2	0	4/ 1.0																	
40	Brockman, J.	22-0	149:11	7-23	0.304	0-1	0.000	5-11	0.455	20	27	47/ 2.1	5	24-0	3	7	0	19/ 0.9																	
54	Brown, K.	0-0	00:00	0-0	0.000	0-0	0.000	0-0	0.000	0	0	0/ 0.0	0	0-0	0	0	0	0/ 0.0																	
Team											294								12																
Milwaukee Bucks																			33-165	7945:00	1220-2808	0.434	208-640	0.325	572-743	0.770	403	1012	1709/51.8	735	686-8	271	477	139	3220/ 97.6
Team											285								17																
OPPONENTS																			33-165	7945:00	1196-2698	0.443	209-645	0.324	617-822	0.751	394	1078	1757/53.2	701	646-2	255	529	160	3218/ 97.5

NO	PLAYER	MIN	SINGLE GAME HIGHS					MIN	AVERAGE PER GAME					MIN	AVERAGE PER 48 MIN						
			REB	AST	STL	TO	BLK		PTS	REB	AST	STL	TO		BLK	PTS	REB	AST	STL	TO	BLK
3	Jennings, B.	44:29	7	10	5	6	2	36	35:12	3.7	5.1	1.4	2.2	0.1	19.2	5.1	7.0	1.9	2.9	0.2	26.2
8	Ellis, M.	41:45	5	9	3	5	2	31	35:44	3.7	5.3	1.4	2.3	0.4	15.6	4.9	7.2	1.9	3.1	0.6	20.9
0	Gooden, D.	37:47	15	8	3	6	2	26	26:38	7.2	2.7	0.8	1.8	0.4	14.0	12.9	4.8	1.4	3.2	0.7	25.3
6	Bogut, A.	41:11	11	4	2	4	3	20	30:51	7.3	2.3	1.0	1.7	2.3	12.7	11.4	3.6	1.6	2.6	3.6	19.9
17	Dunleavy, M.	41:08	8	6	2	4	2	26	25:16	3.4	1.9	0.5	0.9	0.2	12.0	6.5	3.6	0.9	1.7	0.3	22.7
7	Ilyasova, E.	44:06	25	3	3	4	2	31	25:30	8.1	1.0	0.8	1.6	0.6	11.4	15.2	1.8	1.5	3.0	1.0	21.4
5	Jackson, S.	44:44	9	5	3	7	1	20	28:39	3.7	2.7	1.1	2.9	0.2	11.0	6.3	4.5	1.8	4.9	0.3	18.4
12	Mbah a Moute	33:25	17	3	4	4	2	22	23:10	5.8	0.5	1.0	1.0	0.6	8.3	12.0	1.1	2.2	1.2	1.2	17.3
10	Defalino, C.	42:17	9	4	4	5	2	25	28:48	3.9	2.1	1.4	1.4	0.2	7.8	6.6	3.5	2.3	2.3	0.3	13.0
9	Livingston, S.	39:27	6	4	2	4	1	18	21:30	2.6	2.3	0.6	1.3	0.2	7.2	5.5	2.2	1.4	2.8	0.4	16.7
19	Udoh, B.	32:34	5	10				15	11:18	1.8	0.8	0.9	1.0	0.6	5.5	2.4	4.8	1.3	2.2	0.3	13.3
20	Duhon, E.	22:43	8	5	2	2	4	15	18:54	5.0	1.7	0.5	0.9	1.7	5.4	12.7	4.3	1.3	2.3	4.0	13.7
30	Leuer, J.	29:34	9	2	1	3	2	19	11:21	2.5	0.4	0.1	0.4	0.3	4.7	10.4	1.6	0.3	1.6	1.3	19.9
15	Harris, T.	35:48	9	3	2	5	2	16	11:08	2.2	0.5	0.2	0.9	0.2	4.7	9.4	2.4	1.0	3.7	0.8	20.2
8	Sanders, L.	24:35	7	4	3	3	4	8	12:25	2.5	0.6	0.5	0.7	1.2	3.0	9.7	2.4	1.9	2.5	4.6	11.7
11	Hobson, D.	18:13	1	3	0	2	0	4	09:42	0.8	1.5	0.0	0.5	0.0	1.0	3.7	7.4	0.0	2.5	0.0	4.9
40	Brockman, J.	19:12	9	1	1	3	0	4	06:47	2.1	0.2	0.1	0.3	0.0	0.9	15.1	1.6	1.0	2.3	0.0	6.1
54	Brown, K.	00:00	0	0	0	0	0	0	00:00	0.0	0.0	0.0	0.0	0.0	0.0	0.0	0.0	0.0	0.0	0.0	0.0

2011-12 GAME-BY-GAME RESULTS

Date	Opponent	Result	Record	Streak	Bucks Top Scorer	Bucks Top Rebounder	Opp. Top Scorer	Att.
Dec. 26	@ Charlotte	L, 95-96	0-1	L1	Jennings-22	Bogut/Ilyasova-9	Augustin-19	17,173
Dec. 27	Minnesota	W, 98-95	1-1	W1	Jennings-24	Bogut-9	Love-31	17,352
Dec. 30	Washington	W, 102-81	2-1	W2	Jennings-22	Bogut-15	Crawford-24	17,065
Jan. 2	@ Denver	L, 86-91	2-2	L1	Jackson-17	Delfino-9	Gallinari-21	14,142
Jan. 3	@ Utah	L, 73-85	2-3	L2	Gooden-24	Gooden-12	Jefferson-26	17,756
Jan. 5	@ Sacramento	L, 100-103	2-4	L3	Jennings-31	Gooden-9	Thornton-27	11,813
Jan. 7	@ L.A. Clippers	L, 86-92	2-5	L4	Jennings-21	Gooden-13	Griffin-22	19,229
Jan. 8	@ Phoenix	L, 93-109	2-6	L5	Harris-15	Ilyasova-8	Gortat-18	13,420
Jan. 10	San Antonio	W, 106-103	3-6	W1	Jackson-34	Bogut-11	Parker-22	11,585
Jan. 12	Detroit	W, 102-93	4-6	W2	Jennings-27	Tied with-6	Monroe-32	11,465
Jan. 13	@ Dallas	L, 76-102	4-7	L1	Jennings-19	Brockman-9	Terry-17	20,112
Jan. 16	@ Philadelphia	L, 82-94	4-8	L2	Bogut-20	Bogut-11	Holiday-24	17,281
Jan. 17	Denver	L, 95-105	4-9	L3	Jennings-30	Ilyasova-11	Brewer-22	11,322
Jan. 20	@ New York	W, 100-86	5-9	W1	Jennings-36	Gooden-11	Anthony-35	19,763
Jan. 22	@ Miami	W, 91-82	6-9	W2	Jennings-23	Bogut-8	James-28	19,600
Jan. 23	Atlanta	L, 92-97	6-10	L1	Jennings-19	Bogut-12	J. Johnson-26	13,048
Jan. 25	@ Houston	W, 105-99	7-10	W1	Jackson/Jennings-20	Ilyasova-19	Martin-29	10,573
Jan. 27	@ Chicago	L, 100-107	7-11	L1	Jennings-25	Gooden-15	Rose-34	22,368
Jan. 28	L.A. Lakers	W, 100-89	8-11	W1	Gooden-23	Gooden-8	Bryant-27	18,027
Jan. 30	Detroit	W, 103-82	9-11	W2	Jennings-21	Ilyasova-9	Stuckey-19	13,103
Feb. 1	Miami	W, 105-97	10-11	W3	Jennings-31	Ilyasova-14	James-40	16,116
Feb. 3	@ Detroit	L, 80-88	10-12	L1	Jennings-20	Ilyasova-12	Knight-26	13,181
Feb. 4	Chicago	L, 90-113	10-13	L2	Gooden-24	Leuer-8	Rose-26	18,717*
Feb. 7	Phoenix	L, 105-107	10-14	L3	Gooden-25	Ilyasova-12	Gortat-21	13,203
Feb. 8	@ Toronto	W, 105-99	11-14	W1	Delfino-25	Gooden-14	DeRozan-25	15,291
Feb. 10	@ Cleveland	W, 113-112 (OT)	12-14	W2	Jennings-24	Delfino-7	Jamison-34	15,195
Feb. 11	Orlando	L, 94-99	12-15	L1	Gooden-21	Ilyasova-16	J. Richardson-31	17,723
Feb. 13	Miami	L, 96-114	12-16	L2	Delfino-24	Gooden/Mbah a Moute-7	James-35	16,749
Feb. 15	New Orleans	L, 89-92	12-17	L3	Ilyasova-23	Ilyasova-7	Belinelli-22	12,829
Feb. 17	@ Orlando	L, 85-94	12-18	L4	Delfino-16	Ilyasova-10	Howard-26	18,846
Feb. 19	@ New Jersey	W, 92-85	13-18	W1	Ilyasova-29	Ilyasova-25	D. Williams-26	15,262
Feb. 20	Orlando	L, 90-93	13-19	L1	Jennings-22	Ilyasova-15	Howard-28	13,143
Feb. 22	@ Chicago	L, 91-110	13-20	L2	Jennings-20	Delfino-5	Boozer-20	21,507

GAMES MISSED DUE TO INJURY, ILLNESS, ETC.

PLAYER	GAME(S)	TOTAL	REASON	PLAYER	GAME(S)	TOTAL	REASON
Andrew Bogut	1/3-8	4	Personal Reasons	Shaun Livingston	3/11-14	3	Sprained Left Ankle
	1/13	1	Concussion-like Symptoms	Luc Mbah a Moute	12/26-30, 1/5-16	10	Right Knee Tendonitis
	1/27-3/12	25	Fractured Left Ankle		2/29	1	Left Shoulder Pain
Kwame Brown	3/16-4/26	23	Torn Pectoral Muscle		3/5-7, 3/11-12, 4/6-7,		
Carlos Delfino	12/26-27	2	Sprained Right Wrist		4/23-26	9	Right Knee Soreness
	3/27-4/6, 4/21-26	10	Right Groin Injury	Larry Sanders	2/10	1	Illness
Mike Dunleavy	1/2	1	Illness		4/21-23	2	NBA Suspension
	1/3-17	9	Groin Pain	Beno Udrih	1/3, 1/7-13	6	Sprained Left Shoulder
	3/2	1	Personal Reasons		4/2	1	Left Hand Injury
Monta Ellis	4/25-26	2	Right Hand Injury	TOTAL		139	
Ersan Ilyasova	2/8, 3/27	2	Back Spasms	DNP – Coach's Decision (82): Jon Brockman (28), Drew Gooden (3), Tobias Harris (15), Darrington Hobson (4), Ersan Ilyasova (1), Stephen Jackson (4), Jon Leuer (8), Shaun Livingston (5), Luc Mbah a Moute (3), Larry Sanders (11)			
	3/16	1	Bronchial Illness	DNP – Inactive List (36): Jon Brockman (3), Kwame Brown (2), Monta Ellis (1), Tobias Harris (4), Darrington Hobson (12), Stephen Jackson (1), Jon Leuer (12), Ekpe Udoh (1)			
	4/19	1	Rt Knee & Quad Soreness				
	4/25	1	Sore Right Knee				
Drew Gooden	12/27	1	NBA Suspension				
	2/17-22	4	Right Wrist Sprain				
	4/4-6	2	Sore Back				
Tobias Harris	12/26-27	2	Dehydration				
	2/19-22	3	Right Shoulder Contusion				
Stephen Jackson	1/28	1	NBA Suspension				
	2/22-3/12	10	Sore Right Hamstring				

2011-12 GAME-BY-GAME RESULTS

Date	Opponent	Result	Record	Streak	Bucks Top Scorer	Bucks Top Rebounder	Opp. Top Scorer	Att.
Feb. 28	Washington	W, 119-118	14-20	W1	Dunleavy-28	Ilyasova-11	Booker-20	13,548
Feb. 29	@ Boston	L, 96-102	14-21	L1	Ilyasova-25	Ilyasova-10	Garnett-25	18,624
Mar. 2	@ Atlanta	L, 94-99	14-22	L2	Jennings-34	Gooden/Ilyasova-10	Smith-24	13,311
Mar. 3	@ Orlando	L, 98-114	14-23	L3	Jennings-27	Ilyasova-7	Howard-28	18,846
Mar. 5	Philadelphia	W, 97-93	15-23	W1	Jennings-33	Ilyasova-18	Williams-26	12,315
Mar. 7	Chicago	L, 104-106	15-24	L1	Ilyasova-32	Ilyasova-10	Rose-30	15,389
Mar. 9	New York	W, 119-114	16-24	W1	Ilyasova-26	Sanders-11	Stoudemire-27	18,717*
Mar. 11	@ Toronto	W, 105-99	17-24	W2	Ilyasova-31	Ilyasova-12	DeRozan-21	17,316
Mar. 12	@ New Jersey	W, 105-99	18-24	W3	Jennings-34	Gooden-8	Humphries-31	12,930
Mar. 14	Cleveland	W, 115-105	19-24	W4	Ilyasova-22	Mbah a Moute-13	Irving-28	15,319
Mar. 16	@ Golden State	W, 120-98	20-24	W5	Dunleavy-24	Mbah a Moute-17	Lee-22	19,596
Mar. 20	@ Portland	W, 116-87	21-24	W6	Gooden-19	Udoh-6	Matthews-21	20,387
Mar. 22	Boston	L, 91-100	21-25	L1	Jennings-19	Ilyasova-14	Pierce-25	15,171
Mar. 23	@ Charlotte	W, 112-92	22-25	W1	Mbah a Moute-20	Gooden-12	Henderson-29	13,729
Mar. 24	Indiana	L, 104-125	22-26	L1	Ilyasova-22	Ilyasova-8	Hill-24	16,207
Mar. 26	@ New York	L, 80-89	22-27	L2	Dunleavy-26	Mbah a Moute-7	Anthony-28	19,763
Mar. 27	Atlanta	W, 108-101	23-27	W1	Ellis-33	Udoh-10	Smith-30	12,223
Mar. 30	@ Cleveland	W, 121-84	24-27	W2	Jennings-28	Ilyasova-10	Irving-29	16,099
Mar. 31	Memphis	L, 95-99	24-28	L1	Jennings-24	Ilyasova-16	Mayo-24	17,106
Apr. 2	@ Washington	W, 112-98	25-28	W1	Jennings-19	Ilyasova-11	Crawford-23	16,234
Apr. 4	Cleveland	W, 107-98	26-28	W2	Ellis-30	Udoh-8	Parker-27	11,849
Apr. 6	Charlotte	W, 95-90	27-28	W3	Ellis-25	Ilyasova-15	Mullens-31	13,374
Apr. 7	Portland	W, 116-94	28-28	W4	Jennings/Udrih-21	Ilyasova-12	Aldridge-21	14,969
Apr. 9	Oklahoma City	L, 89-109	28-29	L1	Ilyasova-18	Delfino-7	Westbrook-26	14,111
Apr. 11	New York	L, 107-111	28-30	L2	Ellis-35	Mbah a Moute-8	Anthony-32	15,534
Apr. 13	@ Detroit	W, 113-97	29-30	W1	Gooden-26	Ilyasova/Sanders-7	Knight-25	15,255
Apr. 14	Indiana	L, 99-105	29-31	L1	Ellis-20	Dunleavy/Gooden/Jennings-8	Hibbert-23	15,143
Apr. 18	@ Washington	L, 112-121	29-32	L2	Ellis-31	Gooden-12	Crawford-32	14,141
Apr. 19	@ Indiana	L, 109-118	29-33	L3	Jennings-27	Mbah a Moute-11	Granger-29	12,453
Apr. 21	New Jersey	W, 106-95	30-33	W1	Jennings-30	Ilyasova-17	Wallace-18	15,939
Apr. 23	Toronto	W, 92-86	31-33	W2	Jennings-25	Ilyasova-15	J. Johnson-22	13,867
Apr. 25	Philadelphia	L, 85-90	31-34	L1	Jennings-19	Harris-13	Turner-29	13,489
Apr. 26	@ Boston	L, 74-87	31-35	L2	Harris-16	Harris-9	Bradley-14	18,624

2011-12 TRANSACTIONS

6/21/11:	Made qualifying offer to Luc Richard Mbah a Moute.	12/29/11:	Assigned Darington Hobson to the Fort Wayne Mad Ants of the NBA D-League.
6/23/11:	Acquired Stephen Jackson, Shaun Livingston and draft rights to Tobias Harris from Charlotte and Beno Udrih from Sacramento in a three-team deal. Milwaukee sent Corey Maggette to Charlotte and John Salmons and draft rights to Jimmer Fredette to Sacramento.	1/4/12:	Recalled Darington Hobson from the Fort Wayne Mad Ants of the NBA D-League.
6/29/11:	Picked up fourth-year option on Brandon Jennings' contract and third-year option on Larry Sanders' contract.	1/18/12:	Assigned Darington Hobson to the Fort Wayne Mad Ants of the NBA D-League.
8/15/11:	Sidney Moncrief hired as an assistant coach.	2/1/12:	Recalled Darington Hobson from the Fort Wayne Mad Ants of the NBA D-League.
12/9/11:	Acquired the rights to Spanish forward/center Albert Miralles from Boston in exchange for Keyon Dooling and a protected second round draft pick.	2/3/12:	Waived Darington Hobson.
12/10/11:	Signed free agent Mike Dunleavy to a multi-year contract.	3/14/12:	Acquired Monta Ellis, Ekpe Udoh and Kwame Brown from Golden State in exchange for Andrew Bogut and Stephen Jackson.
12/10/11:	Signed 2011 first round draft pick Tobias Harris to a contract.		
12/10/11:	Signed free agents Darington Hobson, Ron Howard and Marcus Lewis to contracts.		
12/13/11:	Re-signed Luc Richard Mbah a Moute to a multi-year contract.		
12/15/11:	Signed second-round draft pick Jon Leuer.		
12/19/11:	Waived Ron Howard and Marcus Lewis.		

GAME-BY-GAME TEAM STATISTICS

Date	Opponent	W/L	PTS	FG-A	Pct.	3FG-A	Pct.	FT-A	Pct.	OR-DR	TR	A	PF	ST	TO	BL
12/26	BUCKS	L	95	34-84	.405	8-23	.348	19-23	.826	8-31	39	21	20	6	12	2
	at CHA		96	38-86	.442	4-19	.211	16-21	.762	15-37	52	27	20	3	16	6
12/27	BUCKS	W	98	40-94	.426	2-16	.125	16-20	.800	16-29	45	24	28	13	12	5
	vs MIN		95	28-70	.400	6-14	.429	33-45	.733	16-38	54	14	24	6	26	0
12/30	BUCKS	W	102	39-73	.534	8-20	.400	16-25	.640	10-40	50	26	19	5	20	7
	vs WAS		81	30-85	.353	7-18	.389	14-19	.737	9-26	35	19	22	9	14	5
1/2	BUCKS	L	86	37-88	.420	5-19	.263	7-11	.636	9-29	38	19	20	8	14	8
	at DEN		91	33-83	.398	4-19	.211	21-27	.778	13-36	49	22	15	7	16	6
1/3	BUCKS	L	73	29-95	.305	2-21	.095	13-16	.813	23-25	48	16	19	8	14	5
	at UTA		85	32-66	.485	3-13	.231	18-28	.643	10-40	50	24	24	9	24	12
1/5	BUCKS	L	100	39-76	.513	9-19	.474	13-21	.619	7-24	31	26	27	12	20	2
	at SAC		103	37-91	.407	4-21	.190	25-30	.833	23-32	55	16	18	10	19	4
1/7	BUCKS	L	86	29-80	.363	6-20	.300	22-27	.815	13-29	42	18	31	7	15	2
	at LAC		92	31-69	.449	4-19	.211	26-40	.650	8-29	37	17	23	10	14	9
1/8	BUCKS	L	93	37-86	.430	3-15	.200	16-24	.667	15-25	40	23	13	9	13	1
	at PHX		109	43-77	.558	10-22	.455	13-17	.765	7-31	38	30	20	10	15	5
1/10	BUCKS	W	106	44-85	.518	9-14	.643	9-10	.900	7-23	30	31	15	7	11	4
	vs SAS		103	45-75	.600	4-14	.286	9-16	.563	5-30	35	29	16	6	16	6
1/12	BUCKS	W	102	37-78	.474	11-22	.500	17-17	1.000	13-22	35	25	20	9	15	7
	vs DET		93	33-74	.446	3-5	.600	24-24	1.000	10-25	35	18	21	6	16	3
1/13	BUCKS	L	76	29-78	.372	5-24	.208	13-16	.813	12-24	36	15	21	9	19	1
	at DAL		102	39-75	.520	10-22	.455	14-18	.778	8-35	43	20	17	13	18	6
1/16	BUCKS	L	82	35-75	.467	3-14	.214	9-14	.643	9-32	41	16	15	5	16	6
	at PHI		94	37-84	.440	11-23	.478	9-13	.692	8-31	39	22	15	12	9	6
1/17	BUCKS	L	95	38-91	.418	7-23	.304	12-14	.857	14-29	43	21	27	10	19	10
	vs DEN		105	32-75	.427	12-25	.480	29-37	.784	9-33	42	27	15	9	17	5
1/20	BUCKS	W	100	39-82	.476	8-22	.364	14-20	.700	12-35	47	19	25	11	19	1
	at NYK		86	27-73	.370	6-22	.273	26-33	.788	12-31	43	13	22	13	25	4
1/22	BUCKS	W	91	28-80	.350	5-30	.167	30-34	.882	15-27	42	18	28	10	15	5
	at MIA		82	25-67	.373	3-12	.250	29-35	.829	12-30	42	9	25	7	22	2
1/23	BUCKS	L	92	37-92	.402	5-17	.294	13-17	.765	13-35	48	25	17	6	13	6
	vs ATL		97	38-83	.458	3-11	.273	18-21	.857	7-38	45	19	18	8	12	3
1/25	BUCKS	W	105	39-91	.429	14-29	.483	13-17	.765	10-33	43	26	17	8	11	8
	at HOU		99	38-93	.409	8-31	.258	15-20	.750	16-36	52	22	15	5	13	6
1/27	BUCKS	L	100	39-92	.424	7-24	.292	15-16	.938	14-29	43	22	19	4	15	2
	at CHI		107	41-90	.456	5-17	.294	20-33	.606	20-30	50	18	17	5	10	9
1/28	BUCKS	W	100	40-80	.500	5-19	.263	15-16	.938	6-29	35	21	14	7	9	6
	vs LAL		89	36-82	.439	6-19	.316	11-17	.647	16-28	44	23	16	5	15	5
1/30	BUCKS	W	103	36-70	.514	10-17	.588	21-26	.808	7-34	41	21	19	10	15	5
	vs DET		82	32-83	.386	1-9	.111	17-20	.850	17-25	42	22	20	9	16	3
2/1	BUCKS	W	105	39-88	.443	10-23	.435	17-25	.680	13-27	40	30	17	9	13	5
	vs MIA		97	34-73	.466	9-20	.450	20-24	.833	8-34	42	24	22	8	18	3
2/3	BUCKS	L	80	26-74	.351	3-17	.176	25-33	.758	11-30	41	10	22	7	16	4
	at DET		88	34-81	.420	4-14	.286	16-19	.842	11-36	47	19	19	7	15	6
2/4	BUCKS	L	90	37-93	.398	1-12	.083	15-19	.789	13-26	39	15	8	6	8	5
	vs CHI		113	48-90	.533	14-30	.467	3-4	.750	11-42	53	31	20	6	14	4
2/7	BUCKS	L	105	39-81	.481	9-20	.450	18-20	.900	10-29	39	25	13	5	13	6
	vs PHX		107	45-94	.479	9-25	.360	8-8	1.000	16-29	45	28	16	6	12	4
2/8	BUCKS	W	105	33-72	.458	12-25	.480	27-37	.730	12-35	47	20	15	11	19	11
	at TOR		99	37-90	.411	9-24	.375	16-17	.941	12-29	41	27	24	9	14	5
2/10	BUCKS	W	113	40-98	.408	8-24	.333	25-31	.806	16-35	51	26	25	7	14	8
	at CLE		112	43-88	.489	8-17	.471	18-32	.563	11-37	48	33	26	6	17	5
2/11	BUCKS	L	94	39-93	.419	9-22	.409	7-7	1.000	17-32	49	26	16	3	11	5
	vs ORL		99	35-81	.432	15-37	.405	14-21	.667	9-34	43	22	13	4	11	5
2/13	BUCKS	L	96	33-84	.393	9-23	.391	21-25	.840	14-21	35	21	21	11	13	5
	vs MIA		114	43-83	.518	7-14	.500	21-25	.840	14-34	48	19	22	9	16	4
2/15	BUCKS	L	89	33-86	.384	7-18	.389	16-18	.889	16-24	40	18	18	9	14	10
	vs NOH		92	36-80	.450	7-15	.467	13-17	.765	15-33	48	20	20	8	18	3
2/17	BUCKS	L	85	33-90	.367	6-21	.286	13-17	.765	12-30	42	18	28	7	13	6
	at ORL		94	33-76	.434	9-21	.429	19-26	.731	11-40	51	20	18	5	17	7
2/19	BUCKS	W	92	33-86	.384	7-19	.368	19-24	.792	21-32	53	16	23	6	17	3
	at NJN		85	29-85	.341	5-23	.217	22-33	.667	16-27	43	16	24	11	11	2
2/20	BUCKS	L	90	37-91	.407	5-22	.227	11-13	.846	21-23	44	17	19	9	12	5
	vs ORL		93	33-76	.434	8-22	.364	19-25	.760	16-33	49	18	18	6	15	2
2/22	BUCKS	L	91	37-88	.420	2-13	.154	15-19	.789	12-17	29	20	20	11	9	6
	at CHI		110	43-79	.544	6-13	.462	18-24	.750	14-35	49	32	13	4	20	7

GAME-BY-GAME TEAM STATISTICS

Date	Opponent	W/L	PTS	FG-A	Pct.	3FG-A	Pct.	FT-A	Pct.	OR-DR	TR	A	PF	ST	TO	BL
2/28	BUCKS	W	119	41-91	.451	8-25	.320	29-37	.784	20-26	46	30	19	11	11	3
	vs WAS		118	42-87	.483	13-24	.542	21-21	1.000	13-30	43	24	24	5	15	6
2/29	BUCKS	L	96	39-96	.406	4-15	.267	14-16	.875	16-33	49	25	17	5	13	4
	at BOS		102	40-87	.460	3-16	.188	19-28	.679	18-34	52	26	15	5	14	5
3/2	BUCKS	L	94	32-85	.376	6-18	.333	24-28	.857	10-33	43	19	22	11	16	0
	at ATL		99	39-86	.453	8-23	.348	13-15	.867	11-40	51	20	19	7	24	4
3/3	BUCKS	L	98	37-79	.468	6-16	.375	18-27	.667	10-23	33	21	21	10	20	3
	at ORL		114	42-81	.519	14-27	.519	16-27	.593	14-32	46	26	24	12	22	4
3/5	BUCKS	W	97	35-88	.398	7-20	.350	20-23	.870	12-35	47	24	19	4	13	6
	vs PHI		93	35-94	.372	7-19	.368	16-23	.696	20-33	53	17	17	6	12	7
3/7	BUCKS	L	104	42-88	.477	5-15	.333	15-19	.789	16-19	35	29	15	12	10	4
	vs CHI		106	43-83	.518	5-16	.313	15-17	.882	16-27	43	26	15	6	17	7
3/9	BUCKS	W	119	45-93	.484	13-26	.500	16-21	.762	17-23	40	30	16	8	17	5
	vs NYK		114	46-83	.554	7-17	.412	15-21	.714	9-26	35	29	22	11	17	5
3/11	BUCKS	W	105	35-73	.479	6-18	.333	29-35	.829	8-28	36	26	18	6	13	4
	at TOR		99	40-86	.465	4-13	.308	15-19	.789	13-30	43	23	30	7	13	1
3/12	BUCKS	W	105	43-92	.467	10-25	.400	9-11	.818	9-30	39	32	19	8	12	2
	at NJN		99	37-76	.487	4-17	.235	21-29	.724	5-34	39	14	17	8	16	4
3/14	BUCKS	W	115	46-86	.535	7-23	.304	16-21	.762	16-33	49	38	20	10	17	6
	vs CLE		105	38-85	.447	11-24	.458	18-25	.720	11-23	34	21	19	12	14	3
3/16	BUCKS	W	120	45-93	.484	10-22	.455	20-22	.909	16-38	54	33	19	12	8	4
	at GSW		98	35-79	.443	10-22	.455	18-20	.900	7-28	35	23	17	6	12	3
3/20	BUCKS	W	116	48-83	.578	11-21	.524	9-13	.692	6-29	35	35	19	10	13	6
	at POR		87	29-82	.354	7-24	.292	22-26	.846	17-27	44	14	17	7	20	2
3/22	BUCKS	L	91	36-90	.400	3-15	.200	16-20	.800	11-38	49	23	9	6	15	7
	vs BOS		100	43-89	.483	7-17	.412	7-10	.700	6-41	47	30	18	13	12	11
3/23	BUCKS	W	112	48-90	.533	4-13	.308	12-21	.571	13-34	47	31	20	5	9	6
	at CHA		92	34-84	.405	1-8	.125	23-26	.885	11-26	37	19	17	6	11	6
3/24	BUCKS	L	104	40-91	.440	10-21	.476	14-18	.778	12-25	37	30	22	4	12	3
	vs IND		125	43-84	.512	7-12	.583	32-39	.821	14-35	49	19	20	9	12	5
3/26	BUCKS	L	80	31-85	.365	6-24	.250	12-18	.667	9-32	41	17	28	12	20	0
	at NYK		89	26-74	.351	7-31	.226	30-35	.857	13-41	54	16	19	9	23	2
3/27	BUCKS	W	108	44-88	.500	5-11	.455	15-16	.938	10-26	36	29	16	10	12	7
	vs ATL		101	42-84	.500	7-23	.304	10-17	.588	13-29	42	27	16	7	22	1
3/30	BUCKS	W	121	50-88	.568	10-16	.625	11-18	.611	11-41	52	32	18	9	6	3
	at CLE		84	34-85	.400	6-22	.273	10-19	.526	13-28	41	17	15	2	11	1
3/31	BUCKS	L	95	34-82	.415	5-17	.294	22-28	.786	9-30	39	21	19	12	15	4
	vs MEM		99	37-88	.420	4-15	.267	21-28	.750	18-40	58	15	28	6	17	5
4/2	BUCKS	W	112	43-83	.518	4-10	.400	22-29	.759	15-33	48	25	17	7	19	2
	at WAS		98	36-81	.444	7-18	.389	19-20	.950	9-26	35	22	24	8	18	2
4/4	BUCKS	W	107	48-84	.571	2-11	.182	9-17	.529	11-30	41	21	12	11	16	5
	vs CLE		98	39-95	.411	8-26	.308	12-13	.923	21-23	44	27	21	3	18	3
4/6	BUCKS	W	95	37-91	.407	5-15	.333	16-24	.667	11-34	45	27	23	14	12	6
	vs CHA		90	36-85	.424	2-12	.167	16-24	.667	17-40	57	18	22	5	20	5
4/7	BUCKS	W	116	47-94	.500	12-25	.480	10-11	.909	16-33	49	31	21	9	16	6
	vs POR		94	34-78	.436	6-22	.273	20-23	.870	8-25	33	20	13	9	14	2
4/9	BUCKS	L	89	37-87	.425	6-19	.316	9-13	.692	9-26	35	26	15	8	17	6
	vs OKC		109	39-81	.481	8-20	.400	23-25	.920	13-31	44	20	16	10	18	9
4/11	BUCKS	L	107	42-85	.494	8-25	.320	15-24	.625	13-26	39	25	22	8	16	7
	vs NYK		111	41-80	.513	6-16	.375	23-27	.852	10-32	42	22	21	8	17	2
4/13	BUCKS	W	113	45-87	.517	5-15	.333	18-22	.818	8-32	40	36	19	6	11	8
	at DET		97	37-78	.474	3-10	.300	20-24	.833	7-30	37	20	19	5	15	5
4/14	BUCKS	L	99	37-84	.440	9-23	.391	16-26	.615	11-32	43	21	21	5	10	8
	vs IND		105	37-92	.402	7-19	.368	24-26	.923	19-35	54	17	19	4	10	1
4/18	BUCKS	L	112	42-93	.452	5-19	.263	23-27	.852	15-33	48	22	21	8	10	5
	at WAS		121	49-88	.557	7-13	.538	16-25	.640	9-32	41	23	18	6	11	4
4/19	BUCKS	L	109	37-88	.420	6-20	.300	29-33	.879	15-33	48	15	26	5	13	7
	at IND		118	43-91	.473	7-17	.412	25-32	.781	14-30	44	24	22	7	9	3
4/21	BUCKS	W	106	38-84	.452	4-13	.308	26-37	.703	13-37	50	22	16	8	12	4
	vs NJN		95	40-86	.465	4-12	.333	11-15	.733	7-34	41	19	23	8	16	1
4/23	BUCKS	W	92	29-78	.372	6-17	.353	28-36	.778	11-32	43	16	17	10	11	7
	vs TOR		86	34-76	.447	4-14	.286	14-18	.778	10-39	49	24	26	5	22	3
4/25	BUCKS	L	85	36-81	.444	6-16	.375	7-9	.778	9-43	52	26	14	8	21	11
	vs PHI		90	36-101	.356	5-16	.313	13-18	.722	16-35	51	24	9	12	11	6
4/26	BUCKS	L	74	29-78	.372	2-9	.222	14-23	.609	11-38	49	17	14	11	23	4
	at BOS		87	35-87	.402	8-24	.333	9-11	.818	6-38	44	27	18	14	15	7

BUCKS HIGH/LOW PERFORMANCES

HIGHS	Total	Opponent	Date	LOWS	Total	Opponent	Date
Points	121	@ CLE	03/30/12	Points	73	@ UTA	01/03/12
Points – Half	71 (1st)	@ CLE	03/30/12	Points – Half	28 (2nd)	@ NYK	03/26/12
Points – Qtr	39 (2nd)	@ ORL	03/03/12	Points – Qtr	11 (4th)	@ ORL	02/17/12
FG Made	50	@ CLE	03/30/12	FG Made	26	@ DET	02/03/12
FG Attempts	98 (OT)	CLE	02/10/12	FG Attempts	70	DET	01/30/12
FG %	.578	@ POR	03/20/12	FG %	.305	@ UTA	01/03/12
3FG Made	14	@ HOU	01/25/12	3FG Made	1	CHI	02/04/12
3FG Attempts	30	@ MIA	01/22/12	3FG Attempts	10	@ WAS	04/02/12
3FG %	.643	SAS	01/10/12	3FG %	.083	CHI	02/04/12
FT Made	30	@ MIA	01/22/12	FT Made	7 (3)	PHI	04/25/12
FT Attempts	37 (3)	NJN	04/21/12	FT Attempts	7	ORL	02/11/12
FT %	1.00 (2)	ORL	02/11/12	FT %	.529	CLE	04/04/12
Rebounds	54	@ GSW	03/16/12	Rebounds	29	@ CHI	02/22/12
Off. Rebounds	23	@ UTA	01/03/12	Off. Rebounds	6 (2)	@ POR	03/20/12
Def. Rebounds	43	PHI	04/25/12	Def. Rebounds	17	@ CHI	02/22/12
Assists	38	CLE	03/14/12	Assists	10	@ DET	02/03/12
Steals	14	CHA	04/06/12	Steals	3	ORL	02/11/12
Turnovers	23	@ BOS	04/26/12	Turnovers	6	@ CLE	03/30/12
Opp. Pts off TOs	33	@ DAL	01/13/12	Opp. Pts off TOs	7	@ POR	03/20/12
Blocked Shots	11 (2)	PHI	04/25/12	Blocked Shots	0 (2)	@ NYK	03/26/12
Fouls	31	@ LAC	01/07/12	Fouls	8	CHI	02/04/12

OPPONENTS HIGH/LOW TEAM PERFORMANCES

HIGHS	Total	Opponent	Date	LOWS	Total	Opponent	Date
Points	125	IND	03/24/12	Points	81	WAS	12/30/11
Points – Half	68 (2nd)	IND	03/24/12	Points – Half	27 (2nd)	@ BOS	04/26/12
Points – Qtr	40 (1st)	MIA	02/01/12	Points – Qtr	9 (4th)	@ BOS	04/26/12
FG Made	49	@ WAS	04/18/12	FG Made	25	@ MIA	01/22/12
FG Attempts	101	PHI	04/25/12	FG Attempts	67	@ MIA	01/22/12
FG %	0.6	SAS	01/10/12	FG %	0.341	@ NJN	02/19/12
3FG Made	14 (2)	@ ORL	03/03/12	3FG Made	1 (2)	@ CHA	03/23/12
3FG Attempts	37	ORL	02/11/12	3FG Attempts	5	DET	01/12/12
3FG %	0.6	DET	01/12/12	3FG %	0.111	DET	01/30/12
FT Made	33	MIN	12/27/11	FT Made	3	CHI	02/04/12
FT Attempts	45	MIN	12/27/11	FT Attempts	4	CHI	02/04/12
FT %	1.00 (3)	WAS	02/28/12	FT %	0.526	@ CLE	03/30/12
Rebounds	58	MEM	03/31/12	Rebounds	33	POR	04/07/12
Off. Rebounds	23	@ SAC	01/05/12	Off. Rebounds	5 (2)	@ NJN	03/12/12
Def. Rebounds	42	CHI	02/04/12	Def. Rebounds	23 (2)	CLE	04/04/12
Assists	33 (OT)	CLE	02/10/12	Assists	13	@ NYK	01/20/12
Steals	14	@ BOS	04/26/12	Steals	2	@ CLE	03/30/12
Turnovers	26	MIN	12/27/11	Turnovers	8	@ CHI	01/27/12
Opp. Pts off TOs	29	MIN	12/27/11	Opp. Pts off TOs	2	@ PHI	01/16/12
Blocked Shots	12	@ UTA	01/03/12	Blocked Shots	0	MIN	12/27/11
Fouls	28	MEM	03/31/12	Fouls	9	PHI	04/25/12

BUCKS BY THE NUMBERS

Bucks biggest lead:	37	at Cleveland on 3/30	(led 121-84; won 121-84)
Bucks biggest lead surrendered in defeat:	21	at Sacramento on 1/5	(led 58-37; lost 100-103)
Bucks biggest deficit:	30	at Dallas on 1/13	(trailed 72-102; lost 76-102)
Bucks biggest deficit overcome in victory:	18	vs. Miami on 2/1	(trailed 33-51; won 105-97)
Most lead changes:	20	vs. Orlando on 2/20	(90-93 loss)
	20	vs. Cleveland on 3/14	(115-105 win)
Most ties:	27	vs. Cleveland on 3/14	(115-105 win)
Wire-to-wire wins (0 lead changes):	2	vs. Detroit on 1/30	(103-82 win)
		at Golden State on 3/16	(120-98 win)
Wire-to-wire losses (0 lead changes):	2	vs. Oklahoma City on 4/9	(89-109 loss)
		at Boston on 4/26	(74-87 loss)
Wins in which Bucks trailed by 10+:	10	1/10, 1/25, 2/1, 2/10, 3/5, 3/9, 3/11, 3/12, 4/7, 4/23	
Losses in which Bucks led by 10+:	7	12/26, 1/5, 2/11, 2/17, 3/2, 3/31, 4/25	
Biggest win:	37	at Cleveland on 3/30	(121-84 win)
Biggest loss:	31	at Dallas on 1/13	(76-102 loss)
Highest watermark (games over .500):	1		(2-1)
Lowest watermark (games under .500):	9		(14-23, 15-24)

2011-12 STARTING LINEUPS

Date	PG/SF/SF/PF/C	Result	Date	PG/SF/SF/PF/C	Result
Dec. 26	Jennings/Dunleavy/Jackson/Ilyasova/Bogut	L	Feb. 28	Jennings/Livingston/Delfino/Ilyasova/Gooden	W
Dec. 27	Jennings/Dunleavy/Jackson/Ilyasova/Bogut	W	Feb. 29	Jennings/Livingston/Delfino/Ilyasova/Gooden	L
Dec. 30	Jennings/Dunleavy/Jackson/Ilyasova/Bogut	W	Mar. 2	Jennings/Livingston/Delfino/Ilyasova/Gooden	L
Jan. 2	Jennings/Delfino/Jackson/Ilyasova/Bogut	L	Mar. 3	Jennings/Delfino/Harris/Ilyasova/Gooden	L
Jan. 3	Jennings/Delfino/Jackson/Ilyasova/Gooden	L	Mar. 5	Jennings/Delfino/Harris/Ilyasova/Gooden	W
Jan. 5	Jennings/Delfino/Jackson/Ilyasova/Gooden	L	Mar. 7	Jennings/Delfino/Harris/Ilyasova/Gooden	L
Jan. 7	Jennings/Delfino/Jackson/Ilyasova/Gooden	L	Mar. 9	Jennings/Delfino/Harris/Ilyasova/Gooden	W
Jan. 8	Jennings/Delfino/Jackson/Ilyasova/Gooden	L	Mar. 11	Jennings/Delfino/Harris/Ilyasova/Gooden	W
Jan. 10	Jennings/Delfino/Jackson/Ilyasova/Bogut	W	Mar. 12	Jennings/Delfino/Harris/Ilyasova/Gooden	W
Jan. 12	Jennings/Delfino/Jackson/Leuer/Bogut	W	Mar. 14	Jennings/Delfino/Harris/Ilyasova/Gooden	W
Jan. 13	Jennings/Delfino/Jackson/Leuer/Gooden	L	Mar. 16	Jennings/Ellis/Delfino/Mbah a Moute/Gooden	W
Jan. 16	Jennings/Delfino/Jackson/Leuer/Bogut	L	Mar. 20	Jennings/Ellis/Delfino/Ilyasova/Gooden	W
Jan. 17	Jennings/Delfino/Jackson/Leuer/Bogut	L	Mar. 22	Jennings/Ellis/Delfino/Ilyasova/Gooden	L
Jan. 20	Jennings/Livingston/Delfino/Leuer/Bogut	W	Mar. 23	Jennings/Ellis/Delfino/Ilyasova/Gooden	W
Jan. 22	Jennings/Livingston/Delfino/Leuer/Bogut	W	Mar. 24	Jennings/Ellis/Delfino/Ilyasova/Gooden	L
Jan. 23	Jennings/Livingston/Delfino/Mbah a Moute/Bogut	L	Mar. 26	Jennings/Ellis/Delfino/Ilyasova/Gooden	L
Jan. 25	Jennings/Livingston/Delfino/Mbah a Moute/Bogut	W	Mar. 27	Jennings/Ellis/Mbah a Moute/Udoh/Gooden	W
Jan. 27	Jennings/Livingston/Delfino/Mbah a Moute/Gooden	L	Mar. 30	Jennings/Ellis/Mbah a Moute/Ilyasova/Gooden	W
Jan. 28	Jennings/Livingston/Delfino/Mbah a Moute/Gooden	W	Mar. 31	Jennings/Ellis/Mbah a Moute/Ilyasova/Gooden	L
Jan. 30	Jennings/Livingston/Delfino/Mbah a Moute/Gooden	W	Apr. 2	Jennings/Ellis/Mbah a Moute/Ilyasova/Gooden	W
Feb. 1	Jennings/Livingston/Delfino/Mbah a Moute/Gooden	W	Apr. 4	Jennings/Ellis/Mbah a Moute/Ilyasova/Udoh	W
Feb. 3	Jennings/Livingston/Delfino/Mbah a Moute/Gooden	L	Apr. 6	Jennings/Ellis/Livingston/Ilyasova/Udoh	W
Feb. 4	Jennings/Livingston/Delfino/Mbah a Moute/Gooden	L	Apr. 7	Jennings/Ellis/Delfino/Ilyasova/Gooden	W
Feb. 7	Jennings/Livingston/Delfino/Mbah a Moute/Gooden	L	Apr. 9	Jennings/Ellis/Delfino/Ilyasova/Gooden	L
Feb. 8	Jennings/Livingston/Delfino/Mbah a Moute/Gooden	W	Apr. 11	Jennings/Ellis/Delfino/Ilyasova/Gooden	L
Feb. 10	Jennings/Livingston/Delfino/Mbah a Moute/Gooden	W	Apr. 13	Jennings/Ellis/Delfino/Ilyasova/Gooden	W
Feb. 11	Jennings/Livingston/Delfino/Mbah a Moute/Gooden	L	Apr. 14	Jennings/Ellis/Delfino/Ilyasova/Gooden	L
Feb. 13	Jennings/Livingston/Delfino/Mbah a Moute/Gooden	L	Apr. 18	Jennings/Ellis/Delfino/Ilyasova/Gooden	L
Feb. 15	Jennings/Livingston/Delfino/Mbah a Moute/Gooden	L	Apr. 19	Jennings/Ellis/Delfino/Mbah a Moute/Gooden	L
Feb. 17	Jennings/Livingston/Delfino/Ilyasova/Leuer	L	Apr. 21	Jennings/Ellis/Mbah a Moute/Ilyasova/Gooden	W
Feb. 19	Jennings/Livingston/Delfino/Ilyasova/Leuer	W	Apr. 23	Jennings/Ellis/Livingston/Ilyasova/Gooden	W
Feb. 20	Jennings/Livingston/Delfino/Ilyasova/Leuer	L	Apr. 25	Jennings/Livingston/Harris/Leuer/Udoh	L
Feb. 22	Jennings/Livingston/Delfino/Ilyasova/Leuer	L	Apr. 26	Jennings/Livingston/Harris/Leuer/Udoh	L

2011-12 STARTING LINEUP RECORDS

STARTING LINE-UP COMBINATIONS:	RECORD	PCT	BUCKS RECORD AS A STARTER:	RECORD	PCT
Jennings, Dunleavy, Jackson, Ilyasova, Bogut	2-1	.667	Andrew Bogut	7-5	.583
Jennings, Delfino, Jackson, Ilyasova, Bogut	1-1	.500	Carlos Delfino	22-31	.415
Jennings, Delfino, Jackson, Ilyasova, Gooden	0-4	.000	Mike Dunleavy	2-1	.667
Jennings, Delfino, Jackson, Leuer, Bogut	1-2	.667	Monta Ellis	12-9	.571
Jennings, Delfino, Jackson, Leuer, Gooden	0-1	.000	Drew Gooden	21-25	.457
Jennings, Livingston, Delfino, Leuer, Bogut	2-0	1.000	Tobias Harris	5-4	.556
Jennings, Livingston, Delfino, Mbah a Moute, Bogut	1-1	.500	Ersan Ilyasova	20-21	.489
Jennings, Livingston, Delfino, Mbah a Moute, Gooden	5-7	.417	Stephen Jackson	4-9	.308
Jennings, Livingston, Delfino, Ilyasova, Leuer	1-3	.250	Brandon Jennings	31-35	.470
Jennings, Livingston, Delfino, Ilyasova, Gooden	1-2	.333	Jon Leuer	4-8	.333
Jennings, Delfino, Harris, Ilyasova, Gooden	5-2	.714	Shaun Livingston	12-15	.444
Jennings, Ellis, Delfino, Mbah a Moute, Gooden	1-1	.500	Luc Mbah a Moute	12-10	.545
Jennings, Ellis, Delfino, Ilyasova, Gooden	4-7	.364	Ekpe Udoh	3-2	.600
Jennings, Ellis, Mbah a Moute, Udoh, Gooden	1-0	1.000			
Jennings, Ellis, Mbah a Moute, Ilyasova, Gooden	3-1	.750			
Jennings, Ellis, Mbah a Moute, Ilyasova, Udoh	1-0	1.000			
Jennings, Ellis, Livingston, Ilyasova, Udoh	1-0	1.000			
Jennings, Ellis, Livingston, Ilyasova, Gooden	1-0	1.000			
Jennings, Livingston, Harris, Leuer, Udoh	0-2	.000			

2011-12 TOP SINGLE-GAME PERFORMANCES

MILWAUKEE BUCKS

Points	#	Date	Opp
Brandon Jennings	36	01/20	@ NYK
Monta Ellis	35	04/11	NYK
Brandon Jennings	34	03/12	@ NJN
Brandon Jennings	34	03/02	@ ATL
Stephen Jackson	34	01/10	SAS
Rebounds	#	Date	Opp
Ersan Ilyasova	25	02/19	@ NJN
Ersan Ilyasova	19	01/25	@ HOU
Ersan Ilyasova	18	03/05	PHI
Ersan Ilyasova	17	04/21	NJN
Luc Mbah a Moute	17	03/16	@ GSW
Assists	#	Date	Opp
Drew Gooden	13	03/15	CLE
Brandon Jennings	12	01/23	ATL
Brandon Jennings	11	01/10	SAS
Blocks	#	Date	Opp
Larry Sanders	5	04/25	PHI
Larry Sanders	4	04/19	@ IND
Ekpe Udoh	4	03/20	@ POR
Larry Sanders	4	03/11	@ TOR
Larry Sanders	4	02/08	@ TOR
Steals	#	Date	Opp
Brandon Jennings	5	04/06	CHA
Carlos Delfino	5	02/20	ORL
Brandon Jennings	5	01/05	@ SAC
Drew Gooden	5	03/31	MEM
FG Made	#	Date	Opp
Monta Ellis	15	04/04	CLE
Monta Ellis	15	03/27	ATL
Brandon Jennings	15	01/20	@ NYK
FG Attempted	#	Date	Opp
Brandon Jennings	26	01/20	@ NYK
Monta Ellis	25	04/18	@ WAS
Monta Ellis	25	04/11	NYK
Monta Ellis	25	04/04	CLE
Brandon Jennings	25	02/01	MIA
FT Made	#	Date	Opp
Brandon Jennings	12	01/22	@ MIA
Brandon Jennings	10	04/19	@ IND
Drew Gooden	10	02/04	CHI
Drew Gooden	10	01/27	@ CHI
FT Attempted	#	Date	Opp
Brandon Jennings	13	01/22	@ MIA
Ersan Ilyasova	12	03/31	MEM
Brandon Jennings	12	03/03	@ ORL
3FG Made	#	Date	Opp
Brandon Jennings	7	02/01	MIA
Brandon Jennings	6	03/12	@ NJN
Carlos Delfino	6	02/08	@ TOR
Brandon Jennings	6	01/20	@ NYK
Brandon Jennings	6	01/05	@ SAC
3FG Attempted	#	Date	Opp
Brandon Jennings	14	02/01	MIA
Brandon Jennings	12	01/20	@ NYK
Brandon Jennings	11	01/27	@ CHI

OPPONENTS

Points	#	Date	Opp
LeBron James	40	02/01	MIA
LeBron James	35	02/13	MIA
Carmelo Anthony	35	01/20	@ NYK
Antawn Jamison	34	02/10	@ CLE
Derrick Rose	34	01/27	@ CHI
Rebounds	#	Date	Opp
Dwight Howard	20	02/17	@ ORL
Kevin Love	20	12/27	MIN
Josh Smith	19	03/02	@ ATL
Josh Smith	18	03/27	ATL
Kris Humphries	18	03/12	@ NJN
Samuel Dalembert	18	01/25	@ HOU
Assists	#	Date	Opp
Steve Nash	17	01/08	@ PHX
Ramon Sessions	16	02/10	@ CLE
Rajon Rondo	15	04/26	@ BOS
John Wall	15	02/28	WAS
Jose Calderon	15	02/08	@ TOR
Rajon Rondo	14	03/22	BOS
Blocks	#	Date	Opp
Serge Ibaka	5	04/09	OKC
Greg Stiemsma	5	03/22	BOS
Derrick Favors	5	01/03	@ UTA
Steals	#	Date	Opp
Thabo Sefolosha	7	04/09	OKC
Jrue Holiday	5	04/25	PHI
Ryan Anderson	5	03/03	@ ORL
Jrue Holiday	5	01/16	@ PHI
FG Made	#	Date	Opp
LeBron James	16	02/13	MIA
5 times	14		
FG Attempted	#	Date	Opp
Evan Turner	29	04/25	PHI
Carmelo Anthony	26	04/11	NYK
Kemba Walker	26	04/06	CHA
Josh Smith	26	03/27	ATL
Carmelo Anthony	26	01/20	@ NYK
FT Made	#	Date	Opp
Kevin Love	19	12/27	MIN
Derrick Rose	14	03/07	CHI
Carmelo Anthony	12	03/26	@ NYK
LeBron James	12	01/22	@ MIA
FT Attempted	#	Date	Opp
Kevin Love	24	12/27	MIN
Louis Williams	15	03/05	PHI
4 times	14		
3FG Made	#	Date	Opp
Jason Richardson	9	02/11	ORL
Kyrie Irving	6	03/30	@ CLE
Marco Belinelli	6	02/15	NOH
3FG Attempted	#	Date	Opp
Kevin Martin	12	01/25	@ HOU
Jason Richardson	11	02/11	ORL
Danny Granger	10	04/19	@ IND
J.R. Smith	10	03/26	@ NYK



**2011-12 BUCKS
COACHES & PLAYERS**

SCOTT SKILES - HEAD COACH

Scott Skiles became the 11th head coach in the history of the Milwaukee Bucks on April 21, 2008 and brought eight seasons of NBA head coaching experience with him. In his first two seasons, he led the Bucks to an eight-game and 12-game improvement, respectively, from the previous year, including the franchise's 26th playoff berth during the 2009-10 season. Skiles' 2010-11 squad had one of the best defenses in the NBA, setting franchise records for a full 82-game season in points allowed (92.7) and holding 62 opponents under 100 points. This past season, he oversaw an offense that ranked fifth in the league in points per game and third in assists per game (after ranking 30th in both categories the previous season).


Skiles, 48, has amassed an overall record of 427-417 (.506) as an NBA head coach (146-166, .468 with the Bucks), which includes previous stints with the Chicago Bulls and Phoenix Suns. He was hired as head coach of the Bulls on November 28, 2003, and inherited a 4-12 team. Following that season, he went on to guide the team to three consecutive seasons of better than 40 wins (45.7 average) and three postseason appearances, which followed a six-year playoff drought for Chicago. The Bulls won 49 games in 2006-07, their most since they went 62-20 in '97-98, and swept the defending NBA champion Miami Heat 4-0 in the first round of the 2007 NBA playoffs.

The Plymouth, Indiana native received his first NBA head coaching assignment with the Phoenix Suns in 1999 when Danny Ainge resigned 20 games into the 1999-00 season. Skiles guided the Suns to a 40-22 mark the remainder of the year and his squad went on to upset the defending champion San Antonio Spurs in the first round of the 2000 NBA playoffs. The following year, he guided the Suns to a 51-31 record and again made the postseason. In his eight seasons with the Suns and Bulls, Skiles coached in five NBA post-seasons (35 games, 15-20 record). He was originally hired as an assistant coach to Danny Ainge in Phoenix, a post he held for two-plus seasons. Prior to that he served as the head coach of PAOK in Greece. Overall he has coached in professional basketball for 12 seasons, 11 in the NBA as a head coach or assistant coach and one season in Greece.

Skiles enjoyed a 10-year NBA playing career and appeared in 600 career games (371 starts) with Milwaukee, Indiana, Orlando, Washington and Philadelphia. He was drafted by the Bucks in the first round (22nd overall) of the 1986 NBA Draft and played 13 games in Milwaukee during his rookie season. He maintained career averages of 11.1 points, 6.5 assists and 2.5 rebounds over those 10 seasons. He set an NBA single-game record (that still stands) when he passed for 30 assists on December 30, 1990 while with Orlando, and his 88.9 career free throw percentage is the eighth-best in NBA history. He was named the NBA's Most Improved player following the 1990-91 campaign when he averaged a career-best 17.2 points and 8.4 assists with the Orlando Magic.

The former Spartan was an All-American at Michigan State University under Jud Heathcote. He left as the MSU's all-time leading scorer when he graduated in 1986 (2,145 points, currently ranked 3rd) and had his No. 4 jersey retired and was inducted into the MSU Athletics Hall of Fame in September of 2007.

Skiles was inducted into the Indiana Basketball Hall of Fame on March 25, 2009 and had his No. 22 jersey retired at Plymouth High School (Indiana) in 1992. As a senior, he scored 39 points in the state finals to lead Plymouth to the Indiana State Championship in 1982. Scott is married to his wife, Kim. He has two sons, Scott and Sean, and one daughter, Shelby.



JIM BOYLAN - ASSISTANT COACH


Jim Boylan has served as Scott Skiles' top assistant in his four years with the Bucks. He joined the Bucks after finishing the final 56 games of the 2007-08 season as the Bulls Interim Head Coach. He had served as lead assistant to Skiles in Chicago for four years.

Boylan's NBA coaching career began in 1992 as a video coordinator/advance scout and assistant coach for Lenny Wilkens with the Cavaliers. Boylan remained through a head coaching change and was an assistant on Mike Fratello's bench through 1997.

He was an assistant to Brian Hill with the Vancouver Grizzlies (1997-00), with Skiles in Phoenix (2000-02) and Terry Stotts in Atlanta (2003-04). He has reached the postseason in the NBA with Chicago (three times, two 47+ win seasons), Phoenix (once, a 50+ win season), Cleveland (four times, one 54-win and two 47-win seasons) and most recently with Milwaukee in the club's 46-win season in 2009-10.

Starting point guard of the Marquette Warriors 1977 NCAA Championship team, Boylan led the club in assists during his junior and senior seasons before being selected by the Buffalo Braves in the 1978 NBA Draft. Boylan's coaching career began as a player/coach in Switzerland (1982-86) where he led the Vevey Basketball club to the first championship in its 30-year history. He has also coached in the CBA (Rochester Renegade), with Michigan State (1986-89) and served as the Head Coach at the University of New Hampshire (1989-92).

Boylan and his wife, Jane, have two children, Jessica (27) and Shaina (23).



JOE WOLF - ASSISTANT COACH

Kohler, Wisc., native Joe Wolf completed his fourth season on the Bucks coaching staff. He joined the team after serving as the Head Coach and General Manager of the NBA Development League's Colorado 14ers during the 2006-07 and 2007-08 seasons.

In 2007-08, Wolf advanced the 14ers to the first round of the playoffs as a wild card after leading them to a 29-21 regular season record. The previous season he led the 14ers to a 28-22 record, second in the Western Division, and advanced to the championship game before falling in overtime. The University of North Carolina alum was head coach of the Idaho Stampede of the CBA for two seasons (2004-06) prior to his time with the 14ers. In his second season with Idaho, the Stampede finished with a 25-23 record and advanced to the playoffs. In a combined four seasons in the CBA and D-League, Wolf's teams had 17 players called up to the NBA.

Drafted by the Los Angeles Clippers with the 13th overall selection in the 1987 NBA Draft, Wolf went on to play 11 seasons in the NBA with the Los Angeles Clippers, Denver, Boston, Portland, Charlotte, Orlando and the 1996-97 season in Milwaukee. He averaged 4.4 points and 3.3 rebounds in 592 career games. The Wisconsin native also played overseas in Spain's top league, the ACB, for Leon.

Wolf was named the best high school basketball player in Wisconsin history by the Milwaukee Journal Sentinel in 2005.



SIDNEY MONCRIEF - ASSISTANT COACH

Bucks legend Sidney Moncrief returned to Milwaukee this season as a first-year assistant coach on Scott Skiles' bench. Moncrief played 10 seasons for the Bucks (1979-89) where he won the league's first two Defensive Player of the Year awards, was a five-time All-Star, a five-time All-NBA and All-Defensive team honoree, and is one of seven former Bucks to have their number retired by the franchise. He is among the franchise leaders in points (11,594, third), games (695, second), minutes (22,054, second), field goals (4,000, eighth), free throws (3,505, first), rebounds (3,447, seventh), assists (2,689, second) and steals (874, third).

In addition to his individual success, Moncrief's teams won seven consecutive division titles starting with his arrival in 1979 and also won 50-plus games in seven consecutive seasons. The Bucks were 522-298 (.637) while he was with the team and advanced to the playoffs in each of his 10 seasons, including three trips to the Eastern Conference Finals.

A native of Little Rock, Arkansas, Moncrief played collegiately at the University of Arkansas and was selected by the Bucks in the first round (5th overall pick) of the 1979 NBA Draft. Moncrief's coaching career began as head coach at the University of Arkansas - Little Rock for the 1999-2000 season. He was an assistant coach for the Dallas Mavericks (2000-2003), head coach of the Fort Worth Flyers in the D-League for the 2006-07 season and an assistant coach with the Golden State Warriors from 2007-2009. Moncrief ran his own consulting and motivational training practice for businesses and corporations and consulted with international basketball teams prior to joining the Bucks bench.



BILL PETERSON - ASSISTANT COACH

Bill Peterson completed his fifth season as a Bucks assistant coach after being named to the position on June 4, 2007.

Before joining the Bucks, Peterson served as an associate head coach to Dale Layer at Colorado State University for seven seasons. Prior to his stint with the Rams, Peterson served as a player development coach and scout for the Dallas Mavericks (1998-2000) where he worked to develop younger players like Dirk Nowitzki, Steve Nash, Michael Finley and Greg Buckner. He also served as a special assistant with the Golden State Warriors to work with Sarunas Marciulionis, one of the first international players to compete in the NBA.

Peterson's collegiate experience also includes head coaching positions at the University of Alabama - Huntsville (1994-97) and Union (KY) College (1983-87) where the Bulldogs averaged 18 wins per year and made three consecutive postseason tournament appearances. He worked as the assistant head coach at McNeese State from 1987-94 and at Bossier Parish Community College (LA) from 1997-99. Peterson began coaching as a student assistant at St. Petersburg (FL) Junior College (1978-79) and went on to serve as a graduate assistant at Louisiana Tech where he coached Karl Malone from 1980-83.

Peterson is a graduate of Eckerd College (FL) and holds a master's degree in physical education and human relations from Louisiana Tech University. Bill and his wife Diane are the parents of three daughters: Kati (23), Ginny (18) and Hailey who was called to be with the Lord in the summer of 2000.




ANTHONY GOLDWIRE - ASSISTANT COACH

Anthony Goldwire completed his second season as a Bucks assistant coach after joining the team prior to the 2010-11 season. Before joining the Bucks, Goldwire served as an assistant coach for the 2010 Phoenix Suns Summer League team.

From 1995-2005, Goldwire spent eight seasons with nine NBA teams, including two stints with Milwaukee during the 2003-04 and 2004-05 seasons. In 266 career NBA games, Goldwire averaged 6.3 points, 2.8 assists and 1.3 rebounds.

A native of West Palm Beach, Florida, Goldwire played at the University of Houston and was selected by the Phoenix Suns in the second round (52nd overall pick) of the 1994 NBA Draft. He began his professional career with the Yakima Sun Kings of the Continental Basketball Association (CBA), where he earned Second Team All-Rookie honors and led his team to the CBA title. Goldwire also led Yakima to CBA Championships in 2003 and 2006, earning both League and Finals MVP honors during his final season with the club in 2006.

Goldwire also spent several seasons playing basketball overseas, most notably with Olympiakos in the Greek League during the 1998-99 campaign and as a teammate of Pau Gasol with FC Barcelona in the Spanish ACB League during the 1999-2000 season.





JON BROCKMAN

40

POSITION: Forward
HEIGHT: 6-7
WEIGHT: 255
BIRTHDATE: 3/20/87
COLLEGE: Washington
HIGH SCHOOL: Snohomish (WA)
YEARS PRO: The 2011-12 season was his 3rd in the NBA
DRAFTED: By the Portland Trail Blazers in the 2nd round of the 2009 NBA Draft (38th overall)

2011-12 SEASON HIGHLIGHTS ... Appeared in 35 games for the Bucks during his third NBA season and averaged 1.1 points and 2.1 rebounds per game ... led the team in rebounding once and in steals once ... grabbed a season-high nine rebounds on two occasions (1/13 at Dallas and 4/25 vs. Philadelphia) ... grabbed 5+ rebounds in four games ... matched his career high with a pair of assists on 2/11 vs. Orlando ... tallied six points on 3-of-3 shooting on 3/24 vs. Indiana ... listed as Inactive three times and received 28 DNP-CDs.

PRO CAREER ... **2010-11:** Appeared in 63 games with six starts and averaged 2.2 points on 51.1 percent shooting from the field and 2.9 rebounds ... tied his career-high 11 points twice ... scored 11 points on 3-3 shooting and 5-6 from the line against the Los Angeles Clippers on 2/14 ... recorded 11 points on 2-5 from the field and a career-high 7-8 from the line and six rebounds against Cleveland on 3/9 ... tied his career high with 14 rebounds in 25 minutes against Minnesota on 2/22 ... tallied eight points on 4-6 from the field, eight rebounds (including a career-high-tying seven offensive), two assists and one steal against Detroit on 3/1 ... recorded six points and five rebounds in 17 minutes at Miami on 1/4 ... had five offensive rebounds against Phoenix on 3/4 ... tallied six points and eight rebounds in 22 minutes against Orlando on 3/16 ... led the Bucks in rebounding on four occasions ... played in his 100th career game on 3/1 against Detroit ... recorded his 300th career rebound 1/28 at Toronto ... missed eight games due to injury: 10/27 with a left ankle injury and 4/1-4/6 and 4/9-4/13 with a left shoulder injury ... had 10 DNP-CDs ... **2009-10:** Averaged 2.8 points (53.4 FG%, 59.7 FT%), 4.1 rebounds, 0.4 assists and 12.6 minutes in 52 games (started four) ... as a starter, posted 5.8 points (41.7 FG%, 33.3 FT%) and 6.5 rebounds in 25.8 minutes in four games ... missed 23 games due to injuries (two, lower back strain, 12/18-19; one, bruised left hip, 1/26; 20, sprained MCL, right knee, 2/20-3/28) ... scored in double-figures in one game ... grabbed 10 or more rebounds in three games ... recorded one double-double ... led the Kings in rebounding in three contests ... among rookies, ranked ninth in rebounds per game ... had 12 games of grabbing four or more offensive rebounds ... in first NBA start, grabbed 12 rebounds to go along with five points (2-9 FG, 1-2 FT), one assist and one block in 38 minutes vs. Denver (1/9) ... grabbed a career-high and game-high 14 rebounds in 30 minutes off the bench at Charlotte (1/18) ... recorded first career double-double with a career-high 11 points (5-6 FG, 1-2 FT) and team-high 11 rebounds to accompany two assists in 22 minutes off the bench at Denver (2/1).

PLAYOFF HISTORY ... No NBA playoff experience.

COLLEGE ... Averaged 13.8 points (53.4 FG%, 61.2 FT%), 9.8 rebounds, 1.0 assist, and 28.7 minutes in 131 career games (started 129) over four seasons at Washington ... first player in Husky history to amass at least 1,800 career points (1,805) and 1,200 rebounds (1,283), and only player to pace UW in rebounding for four straight seasons ... joins UCLA legends Lew Alcindor (1967-69) and Bill Walton (1972-74) as the only players to lead the Pac-10 in rebounding for three consecutive years ... stands alone as the Huskies all-time leading rebounder and second in scoring to Chris Welp (2,072 points between 1984-87) ... finished career with 60 doubles-doubles ... averaged 17.8 ppg (53.6 FG%, 51.9 FT%), 11.6 rebounds, and 1.1 assists in 32 games as a junior (2007-08), earning Second-Team All-Pac-10 and First-Team All District by Basketball Times, NABC, and the USBWA ... led the conference in rebounding and ranked third nationally behind Michael Beasley and Jason Thompson ... recorded double-doubles in

a league-leading 23 games and reached double-figures in scoring in every contest ... named Pac-10 Player of the Week on three occasions ... posted a career-best 31 points and matched a career-high with 18 rebounds vs. Utah (11/14/07) ... swatted a career-high six shots against No. 16 Texas A&M (11/21/07) ... named a First-Team All-Pac 10 selection as a sophomore (2006-07), averaging 14.2 points (55.0 FG%, 66.0 FT%), 9.6 rebounds, and 1.1 assists in starting all 32 games in which he played ... led the conference in rebounding and double-doubles (15) ... Registered 19 points and 14 rebounds in an upset victory against 12th-ranked LSU (12/20/06) ... garnered Pac-10 Player of the Week honors after a pair of double-doubles guided a UW sweep over Cal and No. 25 Stanford (2/12/07) ... averaged 8.4 points (51.8 FG%, 66.7 FT%) and 6.5 rebounds in 33 games (started 32) as a freshman (2005-06) ... voted to the All-Pac 10 Freshman Team by league coaches ... led the team in rebounding and ranked second in the conference in FG% ... amassed 215 rebounds, second in UW freshman history behind Mark Pope (234 in 1992) ... also ranks seventh all-time among Husky freshmen in scoring, second in steals (35), and sixth in minutes played (794) ... helped UW to a 26-7 record and second straight Sweet 16 berth.

CAREER TRANSACTIONS ... Drafted by the Portland Trail Blazers in the second round (38th overall) of the 2009 NBA Draft on 6/25/09 ... traded by Portland along with Sergio Rodríguez and cash to Sacramento in exchange for Jeff Pendergraph ... signed by Sacramento on 9/15/09 ... traded by Sacramento to Milwaukee in exchange for Darnell Jackson and a 2011 second round pick on 7/21/10.

PERSONAL ... Full name is Jon Brockman ... nickname is "Brockness Monster" ... son of Gordy and Becky Brockman, both educators in Snohomish, WA ... has two brothers, Paul and Adam, and one sister, Kirsten ... spends leisure time fishing and listening to country music ... favorite foods include steak and ribs ... enjoys watching the Seattle Seahawks ... shoe size 17 (Under Armour) ... is on Twitter as @MrJonBrockman.

NBA REGULAR SEASON STATISTICS

Season	G-GS	MIN	FG-A	PCT	3FG-A	PCT	FT-A	PCT	OR-DR-TR	AST	STL	TO	BLK	PTS	RPG	APG	PPG
09-10 MIL	52-4	654	55-103	.534	0-0	--	37-62	.597	105-108-213	22	15	23	5	147	4.1	0.4	2.8
10-11 MIL	63-6	677	48-94	.511	0-0	--	40-59	.678	74-110-184	18	14	24	3	136	2.9	0.3	2.2
11-12 MIL	35-0	239	15-45	.333	0-1	.000	7-15	.467	33-42-75	9	4	10	1	37	2.1	0.3	1.1
TOTALS	150-10	1570	118-242	.488	0-1	.000	84-136	.618	212-260-472	49	33	57	9	320	3.1	0.3	2.1

COLLEGE STATISTICS

Season	G-GS	MIN	FG-A	PCT	3FG-A	PCT	FT-A	PCT	OR-DR-TR	AST	STL	TO	BLK	PTS	RPG	APG	PPG
05-06 WASH	33-32	794	116-224	.518	0-0	--	46-69	.667	85-130-215	24	35	46	3	278	6.5	0.7	8.4
06-07 WASH	32-32	921	175-318	.550	0-0	--	103-156	.660	117-190-307	35	24	84	4	453	9.6	1.1	14.2
07-08 WASH	32-31	1009	237-442	.536	0-0	--	94-181	.519	141-229-370	35	21	76	8	568	11.6	1.1	17.8
08-09 WASH	34-34	1036	190-361	.526	0-1	.000	126-197	.640	144-247-391	39	31	65	3	506	11.5	1.2	14.9
TOTALS	131-129	3760	718-1345	.534	0-1	.000	369-603	.612	487-796-1283	133	111	271	18	1805	9.8	1.0	13.8


NBA CAREER HIGHS

MIN	FGM	FGA	3FGM	FTM	FTA	REBS	ASTS	STLS	BS	PTS
38	5	9	--	7	8 (2)	14 (2)	2 (3)	2 (2)	2	11 (3)
1/9/10	2/1/10	1/9/10	--	3/9/11	3/9/11	2/22/11	2/11/12	1/16/10	12/28/09	3/9/11
vs DEN	at DEN	vs DEN	--	vs CLE	vs CLE	vs MIN	vs ORL	at WAS	vs DEN	vs CLE

Game by Game statistics for Brockman, J. 40 314F4 - Season

DATE	VISITOR	HOME	GP-GS	MIN	3-POINT					REBOUNDS					PF-DQ	STL	TO	BLK	PTS/AVG
					FGM-FGA	FG%	FGM-FGA	FG%	FTM-FTA	FT%	OFF	DEF	TOT/AVG	AST					
12/26/2011	Bucks	Bobcats	0-0	00:00	0-0	0.000	0-0	0.000	0-0	0.000	0	0	0/ 0.0	0	0-0	0	0	0	0/ 0.0
12/27/2011	Timberwolves	Bucks	1-0	05:22	1-2	0.500	0-0	0.000	0-0	0.000	1	1	2/ 2.0	0	1-0	0	0	0	2/ 2.0
12/30/2011	Wizards	Bucks	1-0	02:29	0-0	0.000	0-0	0.000	0-0	0.000	1	1	2/ 2.0	0	0-0	0	0	0	0/ 1.0
01/02/2012	Bucks	Nuggets	0-0	00:00	0-0	0.000	0-0	0.000	0-0	0.000	0	0	0/ 0.0	0	0-0	0	0	0	0/ 0.0
01/03/2012	Bucks	Jazz	1-0	03:55	0-2	0.000	0-0	0.000	0-0	0.000	2	1	3/ 2.3	0	0-0	0	0	0	0/ 0.7
01/05/2012	Bucks	Kings	0-0	00:00	0-0	0.000	0-0	0.000	0-0	0.000	0	0	0/ 0.0	0	0-0	0	0	0	0/ 0.0
01/07/2012	Bucks	Clippers	1-0	04:18	0-0	0.000	0-0	0.000	1-2	0.500	0	0	0/ 1.8	0	1-0	0	0	0	1/ 0.8
01/08/2012	Bucks	Suns	1-0	08:24	1-2	0.500	0-0	0.000	0-1	0.000	0	0	0/ 1.4	0	0-0	0	0	0	2/ 1.0
01/10/2012	Spurs	Bucks	0-0	00:00	0-0	0.000	0-0	0.000	0-0	0.000	0	0	0/ 0.0	0	0-0	0	0	0	0/ 0.0
01/12/2012	Pistons	Bucks	0-0	00:00	0-0	0.000	0-0	0.000	0-0	0.000	0	0	0/ 0.0	0	0-0	0	0	0	0/ 0.0
01/13/2012	Bucks	Mavericks	1-0	19:12	1-3	0.333	0-0	0.000	0-0	0.000	6	3	9/ 2.7	1	1-0	1	0	0	2/ 1.2
01/16/2012	Bucks	76ers	1-0	02:19	0-0	0.000	0-0	0.000	0-0	0.000	0	1	1/ 2.4	0	0-0	0	0	0	0/ 1.0
01/17/2012	Nuggets	Bucks	1-0	08:41	0-1	0.000	0-0	0.000	0-0	0.000	0	1	1/ 2.3	1	1-0	0	1	0	0/ 0.9
01/20/2012	Bucks	Knicks	1-0	01:20	0-0	0.000	0-0	0.000	0-0	0.000	0	1	1/ 2.1	0	0-0	0	0	0	0/ 0.8
01/22/2012	Bucks	Heat	0-0	00:00	0-0	0.000	0-0	0.000	0-0	0.000	0	0	0/ 0.0	0	0-0	0	0	0	0/ 0.0
01/23/2012	Hawks	Bucks	0-0	00:00	0-0	0.000	0-0	0.000	0-0	0.000	0	0	0/ 0.0	0	0-0	0	0	0	0/ 0.0
01/25/2012	Bucks	Rockets	0-0	00:00	0-0	0.000	0-0	0.000	0-0	0.000	0	0	0/ 0.0	0	0-0	0	0	0	0/ 0.0
01/27/2012	Bucks	Bulls	0-0	00:00	0-0	0.000	0-0	0.000	0-0	0.000	0	0	0/ 0.0	0	0-0	0	0	0	0/ 0.0
01/28/2012	Lakers	Bucks	0-0	00:00	0-0	0.000	0-0	0.000	0-0	0.000	0	0	0/ 0.0	0	0-0	0	0	0	0/ 0.0
01/30/2012	Pistons	Bucks	1-0	03:26	0-1	0.000	0-0	0.000	2-2	1.000	0	1	1/ 2.0	0	0-0	0	0	0	2/ 0.9
02/01/2012	Heat	Bucks	0-0	00:00	0-0	0.000	0-0	0.000	0-0	0.000	0	0	0/ 0.0	0	0-0	0	0	0	0/ 0.0
02/03/2012	Bucks	Pistons	0-0	00:00	0-0	0.000	0-0	0.000	0-0	0.000	0	0	0/ 0.0	0	0-0	0	0	0	0/ 0.0
02/04/2012	Bulls	Bucks	1-0	10:15	1-3	0.333	0-0	0.000	0-0	0.000	3	1	4/ 2.2	0	2-0	0	0	0	2/ 1.0
02/07/2012	Suns	Bucks	0-0	00:00	0-0	0.000	0-0	0.000	0-0	0.000	0	0	0/ 0.0	0	0-0	0	0	0	0/ 0.0
02/08/2012	Bucks	Raptors	0-0	00:00	0-0	0.000	0-0	0.000	0-0	0.000	0	0	0/ 0.0	0	0-0	0	0	0	0/ 0.0
02/10/2012	Bucks	Cavaliers	1-0	14:01	0-1	0.000	0-0	0.000	1-2	0.500	1	2	3/ 2.3	0	3-0	0	1	0	1/ 1.0
02/11/2012	Magic	Bucks	1-0	05:55	1-1	1.000	0-0	0.000	0-0	0.000	1	0	1/ 2.2	2	2-0	0	0	0	2/ 1.1
02/13/2012	Heat	Bucks	1-0	10:15	0-1	0.000	0-0	0.000	0-0	0.000	1	0	1/ 2.1	0	0-0	1	0	1	0/ 1.0
02/15/2012	Hornets	Bucks	0-0	00:00	0-0	0.000	0-0	0.000	0-0	0.000	0	0	0/ 0.0	0	0-0	0	0	0	0/ 0.0
02/17/2012	Bucks	Magic	1-0	17:06	0-3	0.000	0-1	0.000	0-0	0.000	2	1	3/ 2.1	0	5-0	1	3	0	0/ 0.9
02/19/2012	Bucks	Nets	1-0	09:43	0-2	0.000	0-0	0.000	1-2	0.500	1	1	2/ 2.1	0	1-0	0	0	0	1/ 0.9
02/20/2012	Magic	Bucks	0-0	00:00	0-0	0.000	0-0	0.000	0-0	0.000	0	0	0/ 0.0	0	0-0	0	0	0	0/ 0.0
02/22/2012	Bucks	Bulls	1-0	10:11	0-0	0.000	0-0	0.000	0-0	0.000	0	3	3/ 2.2	1	1-0	0	0	0	0/ 0.9
02/28/2012	Wizards	Bucks	0-0	00:00	0-0	0.000	0-0	0.000	0-0	0.000	0	0	0/ 0.0	0	0-0	0	0	0	0/ 0.0
02/29/2012	Bucks	Celtics	1-0	01:43	0-0	0.000	0-0	0.000	0-0	0.000	0	1	1/ 2.1	0	1-0	0	0	0	0/ 0.8
03/02/2012	Bucks	Hawks	0-0	00:00	0-0	0.000	0-0	0.000	0-0	0.000	0	0	0/ 0.0	0	0-0	0	0	0	0/ 0.0
03/03/2012	Bucks	Magic	1-0	06:40	2-3	0.667	0-0	0.000	0-0	0.000	1	0	1/ 2.1	0	2-0	0	0	0	4/ 1.0
03/05/2012	76ers	Bucks	0-0	00:00	0-0	0.000	0-0	0.000	0-0	0.000	0	0	0/ 0.0	0	0-0	0	0	0	0/ 0.0
03/07/2012	Bulls	Bucks	0-0	00:00	0-0	0.000	0-0	0.000	0-0	0.000	0	0	0/ 0.0	0	0-0	0	0	0	0/ 0.0
03/09/2012	Knicks	Bucks	0-0	00:00	0-0	0.000	0-0	0.000	0-0	0.000	0	0	0/ 0.0	0	0-0	0	0	0	0/ 0.0
03/11/2012	Bucks	Raptors	1-0	03:54	0-0	0.000	0-0	0.000	0-0	0.000	0	0	0/ 2.0	1	0-0	0	0	0	0/ 0.9
03/12/2012	Bucks	Nets	1-0	08:42	1-2	0.500	0-0	0.000	0-0	0.000	3	2	5/ 2.1	1	2-0	0	2	0	2/ 1.0
03/14/2012	Cavaliers	Bucks	0-0	00:00	0-0	0.000	0-0	0.000	0-0	0.000	0	0	0/ 0.0	0	0-0	0	0	0	0/ 0.0
03/16/2012	Bucks	Warriors	1-0	03:30	0-0	0.000	0-0	0.000	2-2	1.000	2	0	2/ 2.1	0	0-0	0	0	0	2/ 1.0
03/20/2012	Bucks	Blazers	1-0	03:40	0-0	0.000	0-0	0.000	0-0	0.000	0	2	2/ 2.1	0	1-0	0	0	0	0/ 1.0
03/22/2012	Celtics	Bucks	1-0	01:33	0-0	0.000	0-0	0.000	0-2	0.000	1	0	1/ 2.0	0	0-0	0	0	0	0/ 1.0
03/23/2012	Bucks	Bobcats	1-0	03:52	0-1	0.000	0-0	0.000	0-0	0.000	0	0	0/ 2.0	0	0-0	1	0	0	0/ 0.9
03/24/2012	Pacers	Bucks	1-0	06:28	3-3	1.000	0-0	0.000	0-0	0.000	1	0	1/ 1.9	0	2-0	0	1	0	6/ 1.1
03/26/2012	Bucks	Knicks	0-0	00:00	0-0	0.000	0-0	0.000	0-0	0.000	0	0	0/ 0.0	0	0-0	0	0	0	0/ 0.0
03/27/2012	Hawks	Bucks	0-0	00:00	0-0	0.000	0-0	0.000	0-0	0.000	0	0	0/ 0.0	0	0-0	0	0	0	0/ 0.0
03/30/2012	Bucks	Cavaliers	1-0	05:36	0-0	0.000	0-0	0.000	0-0	0.000	0	1	1/ 1.9	0	0-0	0	0	0	0/ 1.1
03/31/2012	Grizzlies	Bucks	0-0	00:00	0-0	0.000	0-0	0.000	0-0	0.000	0	0	0/ 0.0	0	0-0	0	0	0	0/ 0.0
04/02/2012	Bucks	Wizards	1-0	02:47	0-0	0.000	0-0	0.000	0-0	0.000	1	1	2/ 1.9	0	1-0	0	0	0	0/ 1.0
04/04/2012	Cavaliers	Bucks	0-0	00:00	0-0	0.000	0-0	0.000	0-0	0.000	0	0	0/ 0.0	0	0-0	0	0	0	0/ 0.0
04/06/2012	Bobcats	Bucks	1-0	06:08	1-4	0.250	0-0	0.000	0-0	0.000	1	1	2/ 1.9	0	1-0	0	0	0	2/ 1.1
04/07/2012	Blazers	Bucks	1-0	02:16	0-0	0.000	0-0	0.000	0-0	0.000	0	1	1/ 1.9	0	0-0	0	0	0	0/ 1.0
04/09/2012	Thunder	Bucks	1-0	05:21	1-3	0.333	0-0	0.000	0-0	0.000	1	1	2/ 1.9	1	0-0	0	0	0	2/ 1.1
04/11/2012	Knicks	Bucks	0-0	00:00	0-0	0.000	0-0	0.000	0-0	0.000	0	0	0/ 0.0	0	0-0	0	0	0	0/ 0.0
04/13/2012	Bucks	Pistons	1-0	01:25	1-1	1.000	0-0	0.000	0-0	0.000	0	0	0/ 1.8	1	1-0	0	0	0	2/ 1.1
04/14/2012	Pacers	Bucks	0-0	00:00	0-0	0.000	0-0	0.000	0-0	0.000	0	0	0/ 0.0	0	0-0	0	0	0	0/ 0.0
04/18/2012	Bucks	Wizards	1-0	00:38	0-0	0.000	0-0	0.000	0-0	0.000	0	1	1/ 1.8	0	1-0	0	0	0	0/ 1.1
04/19/2012	Bucks	Pacers	0-0	00:00	0-0	0.000	0-0	0.000	0-0	0.000	0	0	0/ 0.0	0	0-0	0	0	0	0/ 0.0
04/21/2012	Nets	Bucks	0-0	00:00	0-0	0.000	0-0	0.000	0-0	0.000	0	0	0/ 0.0	0	0-0	0	0	0	0/ 0.0
04/23/2012	Raptors	Bucks	0-0	00:00	0-0	0.000	0-0	0.000	0-0	0.000	0	0	0/ 0.0	0	0-0	0	0	0	0/ 0.0
04/25/2012	76ers	Bucks	1-0	21:24	0-3	0.000	0-0	0.000	0-0	0.000	2	7	9/ 2.0	0	0-0	0	1	0	0/ 1.0
04/26/2012	Bucks	Celtics	1-0	16:15	1-3	0.333	0-0	0.000	0-2	0.000	1	6	7/ 2.1	0	3-0	0	1	0	2/ 1.1
Player Total			35-0	238:44	15-45	0.333	0-1	0.000	7-15	0.467	33	42	75/ 2.1	9	33-0	4	10	1	37/ 1.1

NO	PLAYER	----- SINGLE GAME HIGHS -----							----- AVERAGE PER GAME -----							----- AVERAGE PER 48 MIN -----						
		MIN	REB	AST	STL	TO	BLK	PTS	MIN	REB	AST	STL	TO	BLK	PTS	REB	AST	STL	TO	BLK	PTS	
40	Brockman, J.	21:24	9	2	1	3	1	6	06:49	2.1	0.3	0.1	0.3	0.0	1.1	15.1	1.8	0.8	2.0	0.2	7.4	



KWAME BROWN

54

POSITION: Center
HEIGHT: 6-11
WEIGHT: 270
BIRTHDATE: 3/10/82
HIGH SCHOOL: Glynn Academy (GA)
YEARS PRO: The 2011-12 season was his 11th in the NBA
DRAFTED: By the Washington Wizards in the 1st round of the 2001 NBA Draft (1st overall)

2011-12 SEASON HIGHLIGHTS ... Appeared nine games for the Golden State Warriors during his 11th NBA season, averaging 6.3 points, 6.3 rebounds and 0.4 assists in 20.8 minutes per game ... shot 52.5% (21-40) from the field ... scored in double-figures once, tallying a season-high 13 points on 1/6 at the L.A. Lakers ... grabbed a season-high 10 rebounds in a win over New York on 12/28 ... started the final three games he appeared in for the Warriors before suffering a torn pectoral muscle on 1/10 ... underwent season-ending surgery to repair the injury on 1/18 ... traded to Milwaukee along with Monta Ellis and Ekpe Udoh in exchange for Andrew Bogut and Stephen Jackson on 3/14 ... did not appear in a game for the Bucks.

PROFESSIONAL CAREER ... Has appeared in 18 career playoff games, averaging 8.7 points and 5.8 rebounds in 25.9 minutes ... **2010-11:** Appeared in 66 games (50 starts), averaging 7.9 points and 6.8 rebounds in 26.0 minutes for Charlotte ... in 50 starting assignments, averaged 8.8 points and 7.6 rebounds ... shot 51.7% (194-375 FG) from the field, his sixth consecutive season hitting over 50% of his shots ... scored in double figures 23 times and 20-plus points once ... tallied 13 double-figure rebounding games, including eight double-doubles ... scored a season-best 23 points on a season-high 10 field goals to go with 13 rebounds at Miami (4/8) ... grabbed a season-high 18 rebounds to go with 13 points at Sacramento (1/25) in a career-high 45 minutes at Sacramento (2/25), recorded 12 points and 13 rebounds ... **2009-10:** Appeared in 48 games (one start), averaging 3.3 points and 3.7 rebounds in 13.8 minutes while shooting 50.0% (62-124 FG) from the field in Detroit ... recorded double-figure points twice and rebounds once ... scored a season-high 11 points at Philadelphia (12/9) ... recorded a season-best 15 rebounds vs. Indiana (3/23) ... in lone start of the season at Atlanta (4/3), tallied eight points and eight rebounds in 29 minutes ... **2008-09:** Appeared in 58 games (30 starts) averaging 4.2 points and 5.0 rebounds in 17.2 minutes while shooting 53.3% (90-169 FG) from the field for the Pistons ... in 30 starts, averaged 5.4 points and 6.3 rebounds in 21.7 minutes while shooting 54.1% from the field ... scored in double-figures seven times and tallied 10-plus rebounds seven times, including two double-doubles ... on 4/15 at Miami, scored a season-high 17 points to go with a season-high-tying 13 rebounds ... swiped a career-best five steals and grabbed a season-high tying 13 rebounds vs. Memphis (3/15) ... **2007-08:** For L.A. Lakers and Memphis, appeared in 38 games (15 starts), averaging 4.8 points, 4.9 rebounds and 1.2 assists in 18.8 minutes while shooting 50.7% (72-142 FG) from the field ... in 23 games (14 starts) with the Lakers, averaged 5.7 points, 5.7 rebounds and 1.2 assists in 22.1 minutes while shooting 51.5% (53-103) from the field prior to being traded to Memphis ... in 15 games (one start) following the trade to Memphis, averaged 3.5 points, 3.8 rebounds and 1.1 assists in 13.6 minutes ... **2006-07:** Appeared in 41 games (28 starts), averaging 8.4 points, 5.6 rebounds, 1.8 assists and a career-high 1.2 blocks in 27.6 minutes for the Lakers ... shot a career-best 59.1% (143-242 FG) from the field ... scored in double figures 18 times and had 10-plus rebounds five times, including four double-doubles ... dished out a career-high seven assists vs. Atlanta (12/8) ... appeared in five playoff games, averaging 8.6 points and 5.6 rebounds while shooting 52.8% (19-36 FG) from the field ... **2005-06:** Appeared in 72 games (49 starts) for the Lakers, averaging 7.4 points, 6.6 rebounds and 1.0 assists in 27.5 min-

utes per game while shooting 52.6% (204-388 FG) from the field ... scored in double-figures 22 times and grabbed 10-plus rebounds 11 times, including seven double-doubles ... tallied a season-high 21 points to go with 12 rebounds vs. Sacramento (3/22) ... hauled in a season-best 15 rebounds vs. Golden State (4/11) ... **2004-05:** Appeared in 42 games (14 starts) for the Wizards, averaging 7.0 points and 3.9 rebounds in 21.6 minutes ... scored 10-plus points 12 times and secured 10-plus rebounds four times, including two double-doubles ... tallied a season-best 19 points at New York (4/20) ... missed 40 games with a broken bone in his right foot and a strained right ankle tendon ... **2003-04:** Appeared in 74 games (career-high 57 starts), averaging career-highs in points (10.9) and rebounds (7.4) to go with 1.5 assists in a career-high 30.3 minutes in Washington ... scored a career-high 30 points to go with a career-high 19 rebounds vs. Sacramento (3/17) ... scored 10-plus points 37 times and 20-plus points seven times ... totaled 19 games with 10-plus rebounds, including 18 double-doubles ... registered four 20-point, 10-rebound games ... **2002-03:** Appeared in a career-high 80 games (20 starts) for the Wizards, averaging 7.4 points, 5.3 rebounds and 1.00 blocks in 22.2 minutes ... scored 10-plus points 26 times and 20-plus points three times ... recorded double figures in rebounds seven times, including five double-doubles ... blocked a career-high six shots vs. Boston (10/31) ... grabbed a season-best 18 rebounds at Toronto (10/30) ... **2001-02:** Appeared in 57 games (three starts) as a rookie, averaging 4.5 points and 3.5 rebounds in 14.3 minutes in Washington ... tallied double-digit points nine times and rebounds three times, including two double-doubles.

PLAYOFF HISTORY ... (18 games, 12 starts) ... **2009:** In three playoff games vs. Cleveland, averaged 3.0 points and 5.0 rebounds in 16.0 minutes ... **2007:** Scored a playoff-career-high 19 points vs. Phoenix (4/26) in the Western Conference First Round ... **2006:** Started all seven Lakers playoff games, averaging 12.9 points and 6.6 rebounds while shooting 52.3% (34-65 FG) from the field ... **2005:** Appeared in first three career playoff contests, averaging 5.0 points and 5.0 rebounds.

CAREER TRANSACTIONS ... Was selected by Washington in the first round of the 2001 NBA Draft (1st overall) ... traded by Washington along with Laron Profit to the Lakers on August 2, 2005, in exchange for Caron Butler and Chuckie Atkins ... traded by the Lakers to Memphis along with Javaris Crittenton, Aaron McKie, the rights to Marc Gasol, two future first-round picks (2008-10) and cash considerations on February 1, 2008, for Pau Gasol and a 2010 second round pick ... signed as a free agent with the Detroit Pistons on August 4, 2008 ... signed as a free agent with the Charlotte Bobcats on August 24, 2010 ... signed as a free agent with the Golden State Warriors on December 14, 2011 ... traded to Milwaukee along with Monta Ellis and Ekpe Udoh for Andrew Bogut and Stephen Jackson on March 14, 2012.

PERSONAL ... Is the seventh of eight children ... signed a letter of intent to play at the University of Florida before declaring for the 2001 NBA Draft ... named to the McDonald's All-America Team, tallying 17 points, seven rebounds and a game-high five blocks in the 2001 McDonald's All-America Game ... selected First Team All-USA by USA Today and First Team All-America by Parade Magazine as a high school senior at Glynn

Academy (GA) ... named High School Player of the Year in the state of Georgia after posting averages of 20.1 points, 13.3 rebounds, 5.8 blocks, 3.0 assists and 2.0 steals as a senior ... has been involved with the National Kidney Foundation since 2001 ... actively involved in various charitable efforts in his home state of Georgia.

NBA REGULAR SEASON STATISTICS

Season	G-GS	MIN	FG-A	PCT	3FG-A	PCT	FT-A	PCT	OR-DR-TR	AST	STL	TO	BLK	PTS	RPG	APG	PPG
01-02 WAS	57-3	818	94-243	.387	0-1	.000	70-99	.707	63-135-198	43	16	43	26	258	3.5	0.8	4.5
02-03 WAS	80-20	1773	224-502	.446	0-3	.000	145-217	.668	128-298-426	58	50	110	80	593	5.3	0.7	7.4
03-04 WAS	74-57	2239	288-589	.489	1-2	.500	228-334	.683	178-372-550	112	66	140	52	805	7.4	1.5	10.9
04-05 WAS	42-14	908	109-237	.460	0-0	—	74-126	.574	72-134-206	39	25	67	15	292	4.9	0.9	7.0
05-06 LAL	72-49	1978	204-388	.526	0-1	.000	128-235	.545	182-291-473	72	27	100	46	536	6.6	1.0	7.4
06-07 LAL	41-28	1132	143-242	.591	0-1	.000	59-134	.440	81-163-244	75	39	76	49	345	6.0	1.8	8.4
07-08 LA/MEM	38-15	713	72-142	.507	0-0	—	40-98	.408	51-137-188	45	22	51	23	184	4.9	1.2	4.8
08-09 DET	58-30	999	90-169	.533	0-0	—	63-122	.516	91-199-290	32	24	50	24	243	5.0	0.6	4.2
09-10 DET	48-1	660	62-124	.500	0-1	.000	33-98	.337	53-124-177	22	15	43	12	157	3.7	0.5	3.3
10-11 CHA	66-50	1714	194-375	.517	0-0	—	136-231	.589	147-303-450	43	26	69	39	524	6.8	0.7	7.9
11-12 GSW	9-3	187	21-40	.525	0-0	—	15-34	.441	16-41-57	4	8	14	0	57	6.3	0.4	6.3
TOTALS	585-270	13121	1501-3051	.492	1-9	.111	991-1731	.573	1062-2197-3259	545	318	763	366	3994	5.6	0.9	6.8

NBA POSTSEASON STATISTICS

Season	G-GS	MIN	FG-A	PCT	3FG-A	PCT	FT-A	PCT	OR-DR-TR	AST	STL	TO	BLK	PTS	RPG	APG	PPG
04-05 WAS	3-0	60	5-13	.385	0-0	—	5-9	.556	4-11-15	3	0	2	2	15	5.0	1.0	5.0
05-06 LAL	7-7	225	34-65	.523	0-0	—	22-31	.710	17-29-46	7	2	12	6	90	6.6	1.0	12.9
06-07 LAL	5-5	133	19-36	.528	0-0	—	5-9	.556	13-15-28	1	1	9	4	43	5.6	0.2	8.6
08-09 DET	3-0	48	3-8	.375	0-0	—	3-4	.750	6-9-15	0	0	3	3	9	5.0	0.0	3.0
TOTALS	18-12	466	61-122	.500	0-0	—	35-53	.660	40-64-104	11	3	26	15	157	5.8	0.6	8.7

NBA CAREER HIGHS

MIN	FGM	FGA	3FGM	FTM	FTA	REBS	ASTS	STLS	BS	PTS
48	12	16 (3)	1	9 (2)	12 (2)	19	7	5	6	30
3/17/04	3/17/04	3/5/05	11/5/03	1/24/04	1/9/04	3/17/04	12/8/06	3/15/09	10/31/02	3/17/04
vs SAC	vs SAC	at CHA	vs DAL	vs IND	at ORL	vs SAC	vs ATL	vs MEM	vs BOS	vs SAC

Game by Game statistics for Brown, K. 54 896 - Season

DATE	VISITOR	HOME	GP-GS	MIN	3-POINT				REBOUNDS				TOT/AVG	AST	PF-DQ	STL	TO	BLK	PTS/AVG
					FGM-FGA	FG%	FGM-FGA	FG%	FTM-FTA	FT%	OFF	DEF							
12/25/2011	Clippers	Warriors	1-0	06:49	0-1	0.000	0-0	0.000	1-2	0.500	1	0	1/ 1.0	0	3-0	0	0	0	1/ 1.0
12/26/2011	Bulls	Warriors	1-0	23:07	1-3	0.333	0-0	0.000	3-6	0.500	1	5	6/ 3.5	0	1-0	4	0	0	5/ 3.0
12/28/2011	Knicks	Warriors	1-0	11:40	1-3	0.333	0-0	0.000	1-2	0.500	5	5	10/ 5.7	1	3-0	0	3	0	3/ 3.0
12/31/2011	76ers	Warriors	1-0	15:10	1-1	1.000	0-0	0.000	0-0	0.000	0	7	7/ 6.0	0	2-0	1	1	0	2/ 2.8
01/02/2012	Warriors	Suns	1-0	24:25	3-4	0.750	0-0	0.000	3-7	0.429	2	5	7/ 6.2	1	2-0	1	3	0	9/ 4.0
01/04/2012	Warriors	Spurs	1-0	20:14	3-6	0.500	0-0	0.000	2-8	0.250	1	6	7/ 6.3	0	2-0	1	1	0	8/ 4.7
01/06/2012	Warriors	Lakers	1-1	34:25	6-13	0.462	0-0	0.000	1-4	0.250	1	5	6/ 6.3	2	3-0	1	2	0	13/ 5.9
01/07/2012	Jazz	Warriors	1-1	30:39	3-4	0.750	0-0	0.000	2-2	1.000	3	4	7/ 6.4	0	1-0	0	3	0	8/ 6.1
01/10/2012	Heat	Warriors	1-1	20:30	3-5	0.600	0-0	0.000	2-3	0.667	2	4	6/ 6.3	0	4-0	0	1	0	8/ 6.3
01/12/2012	Magic	Warriors	0-0	00:00	0-0	0.000	0-0	0.000	0-0	0.000	0	0	0/ 0.0	0	0-0	0	0	0	0/ 0.0
01/14/2012	Warriors	Bobcats	0-0	00:00	0-0	0.000	0-0	0.000	0-0	0.000	0	0	0/ 0.0	0	0-0	0	0	0	0/ 0.0
01/15/2012	Warriors	Pistons	0-0	00:00	0-0	0.000	0-0	0.000	0-0	0.000	0	0	0/ 0.0	0	0-0	0	0	0	0/ 0.0
01/17/2012	Warriors	Cavaliers	0-0	00:00	0-0	0.000	0-0	0.000	0-0	0.000	0	0	0/ 0.0	0	0-0	0	0	0	0/ 0.0
01/18/2012	Warriors	Nets	0-0	00:00	0-0	0.000	0-0	0.000	0-0	0.000	0	0	0/ 0.0	0	0-0	0	0	0	0/ 0.0
01/20/2012	Pacers	Warriors	0-0	00:00	0-0	0.000	0-0	0.000	0-0	0.000	0	0	0/ 0.0	0	0-0	0	0	0	0/ 0.0
01/23/2012	Grizzlies	Warriors	0-0	00:00	0-0	0.000	0-0	0.000	0-0	0.000	0	0	0/ 0.0	0	0-0	0	0	0	0/ 0.0
01/25/2012	Blazers	Warriors	0-0	00:00	0-0	0.000	0-0	0.000	0-0	0.000	0	0	0/ 0.0	0	0-0	0	0	0	0/ 0.0
01/27/2012	Thunder	Warriors	0-0	00:00	0-0	0.000	0-0	0.000	0-0	0.000	0	0	0/ 0.0	0	0-0	0	0	0	0/ 0.0
01/31/2012	Kings	Warriors	0-0	00:00	0-0	0.000	0-0	0.000	0-0	0.000	0	0	0/ 0.0	0	0-0	0	0	0	0/ 0.0
02/02/2012	Jazz	Warriors	0-0	00:00	0-0	0.000	0-0	0.000	0-0	0.000	0	0	0/ 0.0	0	0-0	0	0	0	0/ 0.0
02/04/2012	Warriors	Kings	0-0	00:00	0-0	0.000	0-0	0.000	0-0	0.000	0	0	0/ 0.0	0	0-0	0	0	0	0/ 0.0
02/07/2012	Thunder	Warriors	0-0	00:00	0-0	0.000	0-0	0.000	0-0	0.000	0	0	0/ 0.0	0	0-0	0	0	0	0/ 0.0
02/09/2012	Warriors	Nuggets	0-0	00:00	0-0	0.000	0-0	0.000	0-0	0.000	0	0	0/ 0.0	0	0-0	0	0	0	0/ 0.0
02/12/2012	Rockets	Warriors	0-0	00:00	0-0	0.000	0-0	0.000	0-0	0.000	0	0	0/ 0.0	0	0-0	0	0	0	0/ 0.0
02/13/2012	Suns	Warriors	0-0	00:00	0-0	0.000	0-0	0.000	0-0	0.000	0	0	0/ 0.0	0	0-0	0	0	0	0/ 0.0
02/15/2012	Blazers	Warriors	0-0	00:00	0-0	0.000	0-0	0.000	0-0	0.000	0	0	0/ 0.0	0	0-0	0	0	0	0/ 0.0
02/17/2012	Warriors	Thunder	0-0	00:00	0-0	0.000	0-0	0.000	0-0	0.000	0	0	0/ 0.0	0	0-0	0	0	0	0/ 0.0
02/18/2012	Warriors	Grizzlies	0-0	00:00	0-0	0.000	0-0	0.000	0-0	0.000	0	0	0/ 0.0	0	0-0	0	0	0	0/ 0.0
02/20/2012	Clippers	Warriors	0-0	00:00	0-0	0.000	0-0	0.000	0-0	0.000	0	0	0/ 0.0	0	0-0	0	0	0	0/ 0.0
02/22/2012	Warriors	Suns	0-0	00:00	0-0	0.000	0-0	0.000	0-0	0.000	0	0	0/ 0.0	0	0-0	0	0	0	0/ 0.0
02/28/2012	Warriors	Pacers	0-0	00:00	0-0	0.000	0-0	0.000	0-0	0.000	0	0	0/ 0.0	0	0-0	0	0	0	0/ 0.0
02/29/2012	Warriors	Hawks	0-0	00:00	0-0	0.000	0-0	0.000	0-0	0.000	0	0	0/ 0.0	0	0-0	0	0	0	0/ 0.0
03/02/2012	Warriors	76ers	0-0	00:00	0-0	0.000	0-0	0.000	0-0	0.000	0	0	0/ 0.0	0	0-0	0	0	0	0/ 0.0
03/04/2012	Warriors	Raptors	0-0	00:00	0-0	0.000	0-0	0.000	0-0	0.000	0	0	0/ 0.0	0	0-0	0	0	0	0/ 0.0
03/05/2012	Warriors	Wizards	0-0	00:00	0-0	0.000	0-0	0.000	0-0	0.000	0	0	0/ 0.0	0	0-0	0	0	0	0/ 0.0
03/07/2012	Grizzlies	Warriors	0-0	00:00	0-0	0.000	0-0	0.000	0-0	0.000	0	0	0/ 0.0	0	0-0	0	0	0	0/ 0.0
03/10/2012	Mavericks	Warriors	0-0	00:00	0-0	0.000	0-0	0.000	0-0	0.000	0	0	0/ 0.0	0	0-0	0	0	0	0/ 0.0
03/11/2012	Warriors	Clippers	0-0	00:00	0-0	0.000	0-0	0.000	0-0	0.000	0	0	0/ 0.0	0	0-0	0	0	0	0/ 0.0
03/13/2012	Warriors	Kings	0-0	00:00	0-0	0.000	0-0	0.000	0-0	0.000	0	0	0/ 0.0	0	0-0	0	0	0	0/ 0.0
03/14/2012	Cavaliers	Bucks	0-0	00:00	0-0	0.000	0-0	0.000	0-0	0.000	0	0	0/ 0.0	0	0-0	0	0	0	0/ 0.0
03/16/2012	Bucks	Warriors	0-0	00:00	0-0	0.000	0-0	0.000	0-0	0.000	0	0	0/ 0.0	0	0-0	0	0	0	0/ 0.0
03/20/2012	Bucks	Blazers	0-0	00:00	0-0	0.000	0-0	0.000	0-0	0.000	0	0	0/ 0.0	0	0-0	0	0	0	0/ 0.0
03/22/2012	Celtics	Bucks	0-0	00:00	0-0	0.000	0-0	0.000	0-0	0.000	0	0	0/ 0.0	0	0-0	0	0	0	0/ 0.0
03/23/2012	Bucks	Bobcats	0-0	00:00	0-0	0.000	0-0	0.000	0-0	0.000	0	0	0/ 0.0	0	0-0	0	0	0	0/ 0.0
03/24/2012	Pacers	Bucks	0-0	00:00	0-0	0.000	0-0	0.000	0-0	0.000	0	0	0/ 0.0	0	0-0	0	0	0	0/ 0.0
03/26/2012	Bucks	Knicks	0-0	00:00	0-0	0.000	0-0	0.000	0-0	0.000	0	0	0/ 0.0	0	0-0	0	0	0	0/ 0.0
03/27/2012	Hawks	Bucks	0-0	00:00	0-0	0.000	0-0	0.000	0-0	0.000	0	0	0/ 0.0	0	0-0	0	0	0	0/ 0.0
03/30/2012	Bucks	Cavaliers	0-0	00:00	0-0	0.000	0-0	0.000	0-0	0.000	0	0	0/ 0.0	0	0-0	0	0	0	0/ 0.0
03/31/2012	Grizzlies	Bucks	0-0	00:00	0-0	0.000	0-0	0.000	0-0	0.000	0	0	0/ 0.0	0	0-0	0	0	0	0/ 0.0
04/02/2012	Bucks	Wizards	0-0	00:00	0-0	0.000	0-0	0.000	0-0	0.000	0	0	0/ 0.0	0	0-0	0	0	0	0/ 0.0
04/04/2012	Cavaliers	Bucks	0-0	00:00	0-0	0.000	0-0	0.000	0-0	0.000	0	0	0/ 0.0	0	0-0	0	0	0	0/ 0.0
04/06/2012	Bobcats	Bucks	0-0	00:00	0-0	0.000	0-0	0.000	0-0	0.000	0	0	0/ 0.0	0	0-0	0	0	0	0/ 0.0
04/07/2012	Blazers	Bucks	0-0	00:00	0-0	0.000	0-0	0.000	0-0	0.000	0	0	0/ 0.0	0	0-0	0	0	0	0/ 0.0
04/09/2012	Thunder	Bucks	0-0	00:00	0-0	0.000	0-0	0.000	0-0	0.000	0	0	0/ 0.0	0	0-0	0	0	0	0/ 0.0
04/11/2012	Knicks	Bucks	0-0	00:00	0-0	0.000	0-0	0.000	0-0	0.000	0	0	0/ 0.0	0	0-0	0	0	0	0/ 0.0
04/13/2012	Bucks	Pistons	0-0	00:00	0-0	0.000	0-0	0.000	0-0	0.000	0	0	0/ 0.0	0	0-0	0	0	0	0/ 0.0
04/14/2012	Pacers	Bucks	0-0	00:00	0-0	0.000	0-0	0.000	0-0	0.000	0	0	0/ 0.0	0	0-0	0	0	0	0/ 0.0
04/18/2012	Bucks	Wizards	0-0	00:00	0-0	0.000	0-0	0.000	0-0	0.000	0	0	0/ 0.0	0	0-0	0	0	0	0/ 0.0
04/19/2012	Bucks	Pacers	0-0	00:00	0-0	0.000	0-0	0.000	0-0	0.000	0	0	0/ 0.0	0	0-0	0	0	0	0/ 0.0
04/21/2012	Nets	Bucks	0-0	00:00	0-0	0.000	0-0	0.000	0-0	0.000	0	0	0/ 0.0	0	0-0	0	0	0	0/ 0.0
04/23/2012	Raptors	Bucks	0-0	00:00	0-0	0.000	0-0	0.000	0-0	0.000	0	0	0/ 0.0	0	0-0	0	0	0	0/ 0.0
04/25/2012	76ers	Bucks	0-0	00:00	0-0	0.000	0-0	0.000	0-0	0.000	0	0	0/ 0.0	0	0-0	0	0	0	0/ 0.0
04/26/2012	Bucks	Celtics	0-0	00:00	0-0	0.000	0-0	0.000	0-0	0.000	0	0	0/ 0.0	0	0-0	0	0	0	0/ 0.0
Player Total			9-3	186:59	21-40	0.525	0-0	0.000	15-34	0.441	16	41	57/ 6.3	4	21-0	8	14	0	57/ 6.3

NO	PLAYER	----- SINGLE GAME HIGHS -----							----- AVERAGE PER GAME -----							----- AVERAGE PER 48 MIN -----						
		MIN	REB	AST	STL	TO	BLK	PTS	MIN	REB	AST	STL	TO	BLK	PTS	REB	AST	STL	TO	BLK	PTS	
54	Brown, K.	34:25	10	2	4	3	0	13	20:47	6.3	0.4	0.9	1.6	0.0	6.3	14.6	1.0	2.1	3.6	0.0	14.6	

Copyright (c) 2009 NBA Properties, Inc. All Rights Reserved. Produced by Information & Display Systems, LLC. NBA CumeStats Version 2.8.0.0



CARLOS DELFINO

10

POSITION: Guard/Forward
HEIGHT: 6-6
WEIGHT: 230
BIRTHDATE: 8/29/82
COLLEGE: N/A
BIRTHPLACE: Santa Fe, Argentina
YEARS PRO: The 2011-12 season was his 7th in the NBA
DRAFTED: By the Detroit Pistons in the 1st round of the 2003 NBA Draft (25th overall)

2011-12 SEASON HIGHLIGHTS ... Appeared in 54 games (53 starts) and averaged 9.0 points, 3.9 rebounds, 2.3 assists and 1.46 steals per game ... ranked seventh in the NBA in steals per turnover (1.20:1) ... led the Bucks in steals 20 times on the season ... scored in double figures 22 times and topped 20 points twice ... scored a season-high 25 points on 7-of-12 shooting (6-of-8 from three) in a win at Toronto on 2/8 ... matched his career high in assists (8) and steals (5) on 2/20 vs. Orlando ... hit three or more treys in a game on 15 occasions, with Milwaukee going 10-5 in those games ... hit at least one three in 12 consecutive games from 2/7 through 2/29, matching the longest streak by a Bucks player during the season ... hit his 500th career three-pointer on 3/12 at New Jersey ... missed a total of 12 games due to injury (two from 12/26-27 with a sprained right wrist and 10 from 3/27-4/6 and 4/21-26 with a right groin injury).

PROFESSIONAL CAREER ... **2010-11:** Appeared in 49 games with 40 starts and averaged 11.5 points, 4.1 rebounds, 2.3 assists and 1.6 steals ... averaged 2.1 3-point field goals per game, ranking fifth in the league ... set a career-high with 30 points on 8-13 from the field and 6-11 from 3-point range along with a season-high 11 rebounds against New York on 3/20 ... tied career-high with 30 points on 12-20 shooting and 5-9 from long distance against Sacramento on 3/23 ... tallied 16 points, 10 rebounds, four assists, four steals and two blocks against Detroit on 3/1 ... recorded 20 points, eight rebounds, five assists and five steals at Golden State on 2/3 ... scored 10+ points in 23 games and 20+ points in nine games ... led the Bucks in scoring eight times, steals 19 times and assists five times ... the Bucks went 10-5 when he hit three or more 3-pointers in a game ... made a team-high 105 3-pointers on the season ... recorded his 400th career 3-pointer on 3/18 against New Jersey ... missed 32 games from 11/9-1/19 with a neck strain and concussion-like symptoms ... also missed one game on 4/2 with a right side chest/rib contusion ... **2009-10:** Appeared in 75 games, including a career-high 66 starts, and averaged career-bests in points (11.0), rebounds (5.3), assists (2.7) and steals (1.1) ... shot 40.8 percent from the field, 36.7 percent from three and 78.2 percent from the free throw line while averaging 30.2 minutes per game ... connected on a career-best 134 3-pointers ... combined with Brandon Jennings (145 threes) for 279 three pointers, the most three-pointers by a Bucks duo since Michael Redd (182) and Ray Allen (123) hit 305 in 2002-03 ... had 23 games with three or more threes ... had a career-high 38 games in double-digit scoring, including eight 20-plus point games ... finished with four double-doubles ... led the team in points seven times, rebounds nine times, assists five times and steals 27 times ... scored a career-high 28 points on 10-14 shooting (tied career high six three-pointers), along with four rebounds, four steals and three assists at Utah on 1/16 ... scored 24 points on 9-11 shooting, including 4-6 from three, with eight rebounds and eight assists (tied for season high) against Minnesota on 1/23 ... had 16 points and a career-high 13 rebounds against Cleveland on 3/6 ... tallied 23 points on 8-14 shooting (5-8 from three) with five assists and three steals at Philadelphia on 4/9 ... missed one game on 3/17 with a left ankle sprain and three from 3/28-31 with neck and jaw pain from being inadvertently stepped on in a game against Miami on 3/26 ... was a DNP-CD in two games and inactive for four ... **2008-09:** Averaged 13.0 points, 3.6 rebounds and 2.6 assists in 10 games with Khimki Moscow in the Russian Superleague ... averaged 27.6 minutes per game ... **2007-08:** Appeared in all 82 games for a second straight season, averaging 9.0 points and 4.4 rebounds ... set career highs in points (738), rebounds (359), three-point field goals made (40) and attempted (123), free throws made (116) and attempted (156) and minutes (1928) ... paced the reserves in scoring a team-best 31 times ... led the team in scoring twice, in rebounding eight times and in assists on two occasions ... scored in double figures a career-high 32 times, with five games of 20+ ... had 24 points on 7-10 from the field, including 6-8 from behind the arc, on 4.11 vs. New Jersey ... tied his career-high with 11 rebounds 4/2 at Atlanta ... led the bench in scoring with 18 points on 7-13 from the field 3/30 vs. New Orleans

... had a bench-high 16 points to go with a team-high-tying seven rebounds on 3/14 at Denver ... averaged 11.3 points, 4.8 rebounds and 2.3 assists in February ... made a career-high six three-point field goals on seven attempts in scoring 23 points on 2/25 at Indiana ... shot .485 (34-for-67) from three-point range over 13 games from 1/23-2/25 ... led the bench with 23 points on 2/20 vs. Orlando ... scored a bench-high 15 points in going 5-5 from three-point range on 1/23 at Boston ... scored a career-high 26 points, with seven rebounds and six assists, on 1/16 vs. Sacramento ... played a career-high 44:57 and finished with 16 points and eight rebounds on 1/13 vs. Portland ... registered career-highs of 11 rebounds and six offensive rebounds to go with a bench-high 10 points for his first career double-double on 12/22 at Phoenix ... averaged 16.1 points and 6.3 rebounds in a six-game stretch from 11/25 - 12/5 ... tied for the team lead with 17 points on 12/3 vs. Charlotte ... scored 24 points and added eight rebounds on 11/30 vs. Cleveland ... **2006-07:** Appeared in a career-high 82 games (one start), averaging 5.2 points, 3.2 rebounds, 1.1 assists and 16.7 minutes ... scored in double-figures 13 times and led the team in rebounds four times and assists once ... played 20-plus minutes 26 times, averaging 8.2 points, 4.8 rebounds and 1.9 assists in 23.2 minutes ... had his best scoring month of the season in April, averaging 7.0 points ... scored in double figures in three of the season's final four games ... shot 55.0% (11-20 3FG) from three-point range during the month of March (17 games) ... dished out a season-high seven assists on 1/12 at Atlanta ... posted a season-high 16 points in a season-best 30 minutes at New York on 12/27 ... shot 44.2% (87-197 FG) from the field in home games compared to 38.5% (69-179 FG) on the road ... **2005-06:** Averaged 3.6 points, 1.7 rebounds and 10.7 minutes in 68 games ... played 15-plus minutes 16 times, averaging 7.9 points, 3.3 rebounds and 1.3 assists in 19.2 minutes (Pistons were 12-4 in those games) ... posted a career-high 18 points with a season-high-tying five rebounds in a season-best 29 minutes at Milwaukee on 4/17 ... scored 11 points in three consecutive outings (vs. Boston, 1/16; at Atlanta, 1/18; and at New York, 1/19), shooting 52.4 percent (11-21) from the field and 75 percent (6-8) from 3-point range ... shot 53.3 percent (8-15) from three-point land during the month of January ... drew a DNP-CD 12 times ... **2004-05:** Appeared in 30 games, with four starts ... averaged 3.9 points, 1.8 rebounds and 15.3 minutes ... played 20-plus minutes 11 times, averaging 5.5 points in 22.6 minutes ... played a career-high 41 minutes at Atlanta on 4/19 ... underwent arthroscopic surgery on his right knee on 12/11, missing the next 41 games (12/11 thru 3/11) ... placed on the injured list with a right lateral knee contusion from 11/19 - 11/27 ... **2003-04:** Averaged 11.2 points, 5.3 rebounds and 27.9 minutes in 41 games (all starts) for Skipper Bologna ... scored 27 points with five rebounds in 41 minutes vs. Montepaschi Siena in the semifinal game of the Euroleague Championship, leading his squad to the Euroleague Final where they lost to Anthony Parker, Maceo Baston and Maccabi Tel Aviv ... **2002-03:** Moved into the starting lineup for Skipper Bologna in the third game of the season ... suffered torn ligaments in his ankle late in the season ... **2001-02:** Averaged 13.5 points and 5.1 rebounds in 30.8 minutes for Reggio Calabria ... **2000-01:** Averaged 8.8 points and 2.5 rebounds in just under 21 minutes per game for Reggio Calabria.

PLAYOFF HISTORY ... (36 games, 7 starts) ... **2010:** Started all seven playoff contests and averaged 10.0 points, 4.0 rebounds and 2.6 assists in 32.3 minutes per game ... led the team by shooting 40.5 percent from three-point range ... **2008:** Appeared in five playoff games with averages of 8.6 points, 4.8 rebounds and 2.2 assists in 24.2 minutes per game ... **2006:** In eight playoff games, averaged 0.6 points, 0.5 rebounds, 0.3 assists in 4.0 minutes ... **2007:** Played in all 16 games, averaging 2.3 points and 1.3 rebounds in 8.4 minutes.

INTERNATIONAL CAREER ... Played a key role on Argentina's gold-medal-winning team at the 2011 FIBA Americas Tournament, helping his team qualify for the 2012 Olympics in London ... played for the Argentina National Team at the 2010 FIBA World Championships in Turkey ... was a member of the Gold Medal winning Argentina National Team at the 2004 Olympics in Athens, Greece ... played for the Argentina National Team along with Manu Ginobili, Andres Nocioni, Fabricio Oberto and Walter Hermann at the 2006 FIBA World Championships in Japan ... won a bronze medal as a member of the Argentinean Junior National Team in 2001 at the World Junior Championships ... was a member of the Argentinean Cadets National Team that claimed the 1997 and 1998 South American Championship.

CAREER TRANSACTIONS ... Drafted by the Detroit Pistons with the 25th overall pick in the first round of the 2003 NBA Draft ... signed with Detroit on 7/14/04 ... traded to Toronto from Detroit in exchange for second round picks in 2009 and 2010 ... traded to Milwaukee (along with Roko Ukic) from Toronto in exchange for Amir Johnson and Sonny Weems on 8/18/09.

PERSONAL ... Discovered by the same European team (Reggio Calabria) that discovered Manu Ginobili of the San Antonio Spurs ... applied for the 2001 NBA Draft, but withdrew his name from consideration ... was informed of his trade to Toronto as he stepped off the plane returning from his honeymoon in Hawaii.

NBA REGULAR SEASON STATISTICS

Season	G-GS	MIN	FG-A	PCT	3FG-A	PCT	FT-A	PCT	OR-DR-TR	AST	STL	TO	BLK	PTS	RPG	APG	PPG
04-05 DET	30-4	459	42-117	.359	9-35	.257	23-40	.575	13-42-55	38	22	23	6	116	1.8	1.3	3.9
05-06 DET	68-1	726	91-226	.403	20-60	.333	45-67	.672	28-85-113	44	21	36	15	247	1.7	0.7	3.6
06-07 DET	82-1	1372	156-376	.415	46-138	.333	70-89	.787	67-199-266	88	46	81	8	428	3.2	1.1	5.2
07-08 TOR	82-0	1928	251-632	.397	120-314	.382	116-156	.744	66-293-359	145	69	75	11	738	4.4	1.8	9.0
09-10 MIL	75-66	2279	299-732	.408	134-365	.367	93-119	.782	51-343-394	202	80	119	21	825	5.3	2.7	11.0
10-11 MIL	49-40	1590	200-513	.390	105-284	.370	60-75	.800	24-176-200	112	76	57	8	565	4.1	2.3	11.5
11-12 MIL	54-53	1537	182-453	.402	86-239	.360	38-48	.792	20-188-208	123	79	66	10	488	3.9	2.3	9.0
TOTALS	440-165	9891	1221-3049	.400	520-1435	.362	445-594	.749	269-1326-1595	752	393	437	79	3407	3.6	1.7	7.7

NBA POSTSEASON STATISTICS

Season	G-GS	MIN	FG-A	PCT	3FG-A	PCT	FT-A	PCT	OR-DR-TR	AST	STL	TO	BLK	PTS	RPG	APG	PPG
2005 DET	8-0	32	1-6	.167	1-2	.500	2-2	1.000	0-4-4	2	1	6	0	5	0.5	0.3	0.6
2006 DET	16-0	135	15-37	.405	3-16	.188	4-6	.667	6-15-21	8	5	7	1	37	1.3	0.5	2.4
2008 TOR	5-0	121	15-37	.405	4-15	.267	9-10	.900	5-19-24	11	4	3	0	43	4.8	2.2	8.6
2010 MIL	7-7	226	26-73	.356	15-37	.405	3-4	.750	3-25-28	18	5	12	2	70	4.0	2.6	10.0
TOTALS	36-7	514	57-153	.373	23-70	.329	18-22	.818	14-63-77	39	15	28	3	155	2.1	1.1	4.3

NBA CAREER HIGHS

MIN	FGM	FGA	3FGM	FTM	FTA	REBS	ASTS	STLS	BS	PTS
49	12	22	8	8	10	13	8 (3)	5 (3)	3	30 (2)
11/3/10 at BOS	3/23/11 vs SAC	2/3/11 vs GSW	3/18/11 vs NJ	3/20/11 vs NY	3/20/11 vs NY	3/6/10 vs CLE	2/20/12 vs ORL	2/20/12 vs ORL	2/24/10 vs NO	3/23/11 vs SAC

Game by Game statistics for Delfino, C. 10 A08 - Season

DATE	VISITOR	HOME	GP-GS	MIN	3-POINT				REBOUNDS				TOT/AVG	AST	PF-DQ	STL	TO	BLK	PTS/AVG
					FGM-FGA	FG%	FGM-FGA	FG%	FTM-FTA	FT%	OFF	DEF							
12/26/2011	Bucks	Bobcats	0-0	00:00	0-0	0.000	0-0	0.000	0-0	0.000	0	0	0/ 0.0	0	0-0	0	0	0	0/ 0.0
12/27/2011	Timberwolves	Bucks	0-0	00:00	0-0	0.000	0-0	0.000	0-0	0.000	0	0	0/ 0.0	0	0-0	0	0	0	0/ 0.0
12/30/2011	Wizards	Bucks	1-0	29:14	6-11	0.545	3-5	0.600	0-0	0.000	0	6	6/ 6.0	2	1-0	1	0	0	15/ 15.0
01/02/2012	Bucks	Nuggets	1-1	42:17	5-11	0.455	3-6	0.500	1-3	0.333	1	8	9/ 7.5	3	3-0	3	1	2	14/ 14.5
01/03/2012	Bucks	Jazz	1-1	32:38	1-8	0.125	0-4	0.000	2-2	1.000	1	3	4/ 6.3	2	3-0	1	0	0	4/ 11.0
01/05/2012	Bucks	Kings	1-1	11:41	1-2	0.500	1-2	0.500	2-2	1.000	0	3	0/ 4.8	2	3-0	0	0	0	5/ 9.5
01/07/2012	Bucks	Clippers	1-1	23:14	2-3	0.667	0-1	0.000	0-0	0.000	0	1	1/ 4.0	3	4-0	1	1	0	4/ 8.4
01/08/2012	Bucks	Suns	1-1	26:59	4-8	0.500	1-4	0.250	0-0	0.000	0	4	4/ 4.0	3	1-0	1	0	0	9/ 8.5
01/10/2012	Spurs	Bucks	1-1	36:03	7-13	0.538	4-6	0.667	0-1	0.000	0	4	4/ 4.0	1	0-0	0	0	0	18/ 9.9
01/12/2012	Pistons	Bucks	1-1	43:13	3-9	0.333	3-8	0.375	0-0	0.000	1	5	6/ 4.3	4	1-0	3	1	2	9/ 9.8
01/13/2012	Bucks	Mavericks	1-1	27:47	3-11	0.273	1-6	0.167	0-0	0.000	0	0	0/ 3.8	1	1-0	4	2	0	7/ 9.4
01/16/2012	Bucks	76ers	1-1	34:56	3-8	0.375	1-4	0.250	0-0	0.000	0	5	5/ 3.9	3	2-0	0	3	0	7/ 9.2
01/17/2012	Bucks	Nuggets	1-1	29:20	3-12	0.250	3-9	0.333	1-2	0.500	0	5	5/ 4.0	2	2-0	3	1	1	10/ 9.3
01/20/2012	Bucks	Knicks	1-1	28:43	4-7	0.571	1-4	0.250	0-0	0.000	1	0	1/ 3.8	2	6-1	1	2	0	9/ 9.3
01/22/2012	Bucks	Heat	1-1	15:36	1-7	0.143	1-5	0.200	3-4	0.750	0	1	1/ 3.5	0	3-0	1	1	0	6/ 9.0
01/23/2012	Hawks	Bucks	1-1	20:01	3-6	0.500	1-2	0.500	0-0	0.000	0	3	3/ 3.5	1	1-0	1	0	0	7/ 8.9
01/25/2012	Bucks	Rockets	1-1	19:55	3-9	0.333	2-5	0.400	0-0	0.000	0	5	5/ 3.6	3	1-0	1	1	0	8/ 8.8
01/27/2012	Bucks	Bulls	1-1	13:27	0-4	0.000	0-0	0.000	0-0	0.000	0	1	1/ 3.4	0	1-0	0	0	0	0/ 8.3
01/28/2012	Lakers	Bucks	1-1	21:17	3-8	0.375	1-5	0.200	0-0	0.000	0	3	3/ 3.4	1	2-0	0	1	0	7/ 8.2
01/30/2012	Pistons	Bucks	1-1	22:40	4-7	0.571	2-4	0.500	0-0	0.000	0	5	5/ 3.5	3	1-0	2	3	0	10/ 8.3
02/01/2012	Heat	Bucks	1-1	19:36	3-6	0.500	3-5	0.600	2-2	1.000	0	1	1/ 3.4	2	2-0	1	1	1	11/ 8.4
02/03/2012	Bucks	Pistons	1-1	33:19	2-6	0.333	0-4	0.000	1-2	0.500	0	2	2/ 3.3	0	4-0	1	1	0	5/ 8.3
02/04/2012	Bulls	Bucks	1-1	18:12	3-9	0.333	0-2	0.000	0-0	0.000	0	1	1/ 3.2	2	0-0	1	0	0	6/ 8.1
02/07/2012	Suns	Bucks	1-1	15:55	3-6	0.500	1-3	0.333	0-0	0.000	1	0	1/ 3.1	4	0-0	1	1	0	7/ 8.1
02/08/2012	Bucks	Raptors	1-1	33:30	7-12	0.583	6-8	0.750	5-6	0.833	3	6	9/ 3.3	2	0-0	4	3	0	25/ 8.8
02/10/2012	Bucks	Cavaliers	1-1	32:55	2-12	0.167	1-3	0.333	0-0	0.000	2	5	7/ 3.5	3	2-0	1	0	1	5/ 8.7
02/11/2012	Magic	Bucks	1-1	28:30	4-8	0.500	4-5	0.800	0-0	0.000	1	4	5/ 3.6	2	1-0	0	2	0	12/ 8.8
02/13/2012	Heat	Bucks	1-1	31:52	8-12	0.667	5-8	0.625	3-3	1.000	0	1	1/ 3.5	4	3-0	2	3	0	24/ 9.4
02/15/2012	Hornets	Bucks	1-1	22:14	4-7	0.571	1-3	0.333	2-2	1.000	0	3	3/ 3.4	1	1-0	3	0	0	11/ 9.4
02/17/2012	Bucks	Magic	1-1	39:16	7-12	0.583	1-4	0.250	1-1	1.000	1	3	4/ 3.5	2	3-0	1	1	0	16/ 9.7
02/19/2012	Bucks	Nets	1-1	33:28	4-10	0.400	3-7	0.429	0-0	0.000	0	4	4/ 3.5	4	1-0	2	5	0	11/ 9.7
02/20/2012	Magic	Bucks	1-1	39:24	3-12	0.250	2-7	0.286	0-0	0.000	1	3	4/ 3.5	8	2-0	5	1	1	8/ 9.7
02/22/2012	Bucks	Bulls	1-1	37:30	3-12	0.250	1-4	0.250	0-0	0.000	0	5	5/ 3.5	4	2-0	2	2	0	7/ 9.6
02/28/2012	Wizards	Bucks	1-1	38:25	4-11	0.364	1-5	0.200	2-4	0.500	0	3	3/ 3.5	4	3-0	2	1	0	11/ 9.6
02/29/2012	Bucks	Celtics	1-1	34:14	3-12	0.250	2-5	0.400	0-0	0.000	2	6	8/ 3.7	2	2-0	2	2	1	8/ 9.6
03/02/2012	Bucks	Hawks	1-1	42:16	1-10	0.100	0-6	0.000	0-0	0.000	0	8	8/ 3.8	1	3-0	1	2	0	2/ 9.4
03/03/2012	Bucks	Magic	1-1	28:37	3-9	0.333	2-5	0.400	2-2	1.000	0	2	2/ 3.7	4	2-0	0	1	0	10/ 9.4
03/05/2012	76ers	Bucks	1-1	20:57	1-7	0.143	0-2	0.000	0-0	0.000	0	1	1/ 3.7	2	3-0	0	1	0	2/ 9.2
03/07/2012	Bulls	Bucks	1-1	25:02	4-11	0.364	0-1	0.000	0-0	0.000	1	3	4/ 3.7	5	1-0	2	3	0	8/ 9.1
03/09/2012	Knicks	Bucks	1-1	35:58	5-9	0.556	4-6	0.667	0-0	0.000	0	3	3/ 3.7	2	2-0	2	0	0	14/ 9.3
03/11/2012	Bucks	Raptors	1-1	28:55	2-7	0.286	1-5	0.200	0-0	0.000	0	0	0/ 3.6	2	1-0	1	2	0	5/ 9.2
03/12/2012	Bucks	Nets	1-1	31:55	1-8	0.125	0-4	0.000	0-0	0.000	1	5	6/ 3.6	1	1-0	1	3	0	2/ 9.0
03/14/2012	Cavaliers	Bucks	1-1	43:47	7-13	0.538	3-8	0.375	0-0	0.000	1	6	7/ 3.7	3	3-0	1	2	0	17/ 9.2
03/16/2012	Bucks	Warriors	1-1	37:23	6-10	0.600	3-6	0.500	0-0	0.000	0	9	9/ 3.8	3	2-0	3	0	1	15/ 9.3
03/20/2012	Bucks	Blazers	1-1	38:04	6-8	0.750	4-5	0.800	0-0	0.000	0	5	5/ 3.9	2	1-0	2	1	0	16/ 9.5
03/22/2012	Celtics	Bucks	1-1	31:08	5-9	0.556	2-6	0.333	4-4	1.000	0	8	8/ 4.0	0	3-0	3	2	0	16/ 9.6
03/23/2012	Bucks	Bobcats	1-1	33:27	1-6	0.167	0-3	0.000	0-0	0.000	0	4	4/ 4.0	4	3-0	1	1	0	2/ 9.4
03/24/2012	Pacers	Bucks	1-1	30:09	5-11	0.455	3-6	0.500	0-0	0.000	1	6	7/ 4.0	3	3-0	2	2	0	13/ 9.5
03/26/2012	Bucks	Knicks	1-1	13:51	2-6	0.333	1-5	0.200	0-0	0.000	0	4	4/ 4.0	0	0-0	4	2	0	5/ 9.4
03/27/2012	Hawks	Bucks	0-0	00:00	0-0	0.000	0-0	0.000	0-0	0.000	0	0	0/ 0.0	0	0-0	0	0	0	0/ 0.0
03/30/2012	Bucks	Cavaliers	0-0	00:00	0-0	0.000	0-0	0.000	0-0	0.000	0	0	0/ 0.0	0	0-0	0	0	0	0/ 0.0
03/31/2012	Grizzlies	Bucks	0-0	00:00	0-0	0.000	0-0	0.000	0-0	0.000	0	0	0/ 0.0	0	0-0	0	0	0	0/ 0.0
04/02/2012	Bucks	Wizards	0-0	00:00	0-0	0.000	0-0	0.000	0-0	0.000	0	0	0/ 0.0	0	0-0	0	0	0	0/ 0.0
04/04/2012	Cavaliers	Bucks	0-0	00:00	0-0	0.000	0-0	0.000	0-0	0.000	0	0	0/ 0.0	0	0-0	0	0	0	0/ 0.0
04/06/2012	Bobcats	Bucks	0-0	00:00	0-0	0.000	0-0	0.000	0-0	0.000	0	0	0/ 0.0	0	0-0	0	0	0	0/ 0.0
04/07/2012	Blazers	Bucks	1-1	21:28	1-4	0.250	1-3	0.333	0-0	0.000	0	1	1/ 4.0	0	0-0	2	0	0	3/ 9.3
04/09/2012	Thunder	Bucks	1-1	31:57	3-10	0.300	0-6	0.000	0-0	0.000	1	6	7/ 4.0	2	1-0	1	1	0	6/ 9.2
04/11/2012	Knicks	Bucks	1-1	22:25	1-3	0.333	0-1	0.000	0-1	0.000	0	4	4/ 4.0	1	5-0	0	0	0	2/ 9.1
04/13/2012	Bucks	Pistons	1-1	29:06	5-8	0.625	1-3	0.333	5-5	1.000	0	5	5/ 4.0	4	2-0	1	0	0	16/ 9.2
04/14/2012	Pacers	Bucks	1-1	23:31	5-7	0.714	2-3	0.667	2-2	1.000	0	1	1/ 4.0	3	0-0	1	0	0	14/ 9.3
04/18/2012	Bucks	Wizards	1-1	13:56	2-5	0.400	0-2	0.000	0-0	0.000	0	1	1/ 3.9	1	0-0	0	0	0	4/ 9.2
04/19/2012	Bucks	Pacers	1-1	16:13	0-1	0.000	0-0	0.000	0-0	0.000	0	0	0/ 3.9	0	1-0	0	1	0	0/ 9.0
04/21/2012	Nets	Bucks	0-0	00:00	0-0	0.000	0-0	0.000	0-0	0.000	0	0	0/ 0.0	0	0-0	0	0	0	0/ 0.0
04/23/2012	Raptors	Bucks	0-0	00:00	0-0	0.000	0-0	0.000	0-0	0.000	0	0	0/ 0.0	0	0-0	0	0	0	0/ 0.0
04/25/2012	76ers	Bucks	0-0	00:00	0-0	0.000	0-0	0.000	0-0	0.000	0	0	0/ 0.0	0	0-0	0	0	0	0/ 0.0
04/26/2012	Bucks	Celtics	0-0	00:00	0-0	0.000	0-0	0.000	0-0	0.000	0	0	0/ 0.0	0	0-0	0	0	0	0/ 0.0
Player Total			54-53	1537:25	182-453	0.402	86-239	0.360	38-48	0.792	20	188	208/ 3.9	123	99-1	79	66	10	488/ 9.0

NO	PLAYER	----- SINGLE GAME HIGHS -----							----- AVERAGE PER GAME -----							----- AVERAGE PER 48 MIN -----						
		MIN	REB	AST	STL	TO	BLK	PTS	MIN	REB	AST	STL	TO	BLK	PTS	REB	AST	STL	TO	BLK	PTS	
10	Delfino, C.	43:47	9	8	5	5	2	25	28:28	3.9	2.3	1.5	1.2	0.2	9.0	6.5	3.8	2.5	2.1	0.3	15.2	



MIKE DUNLEAVY

17

POSITION: Guard/Forward
HEIGHT: 6-9
WEIGHT: 230
BIRTHDATE: 9/15/80
COLLEGE: Duke
HIGH SCHOOL: Jesuit HS (OR)
YEARS PRO: The 2011-12 season was his 10th in the NBA
DRAFTED: By the Golden State in the 1st round of the 2002 NBA Draft (3rd overall)

2011-12 SEASON HIGHLIGHTS ... Completed his 10th NBA season by averaging 12.3 points, 3.7 rebounds and 2.1 points in 55 games (three starts) ... a contender for the NBA's Sixth Man of the Year Award, he averaged 12.4 points on 48.2% shooting (40.2% from three and 81.5% from the FT line) as a reserve ... led the NBA in 3P% during the month of March (.544), and his 56.9% mark from the field during the month was the best shooting performance by a guard ... on the season, tallied 10+ points 36 times and scored 20+ seven times ... missed 11 games during the season, with Milwaukee going just 2-9 on such nights ... of his 11 absences, one was due to illness (1/2), nine were due to groin pain (1/3-17) and one was for personal reasons ... scored a season-high 28 points on 2/28 vs. Washington ... tallied 24 points on 9-of-10 shooting (5-of-6 from three) in the first half at New York on 3/26 ... surpassed the 8,000-point plateau for his career on 3/23 at Charlotte.

PRO CAREER ... **2010-11:** Before breaking his left thumb in a game against the Wizards in Washington on 2/22, averaged 11.2 ppg in 54 appearances (44 starts) ... after averaging 10.2 ppg and shooting 18-52 FG (.346) in the season's first five games, he exploded for a game-high 31 points in the Pacers' 144-113 win over Denver on 11/9 ... the Pacers scored a franchise-record 54 points in the third quarter of that game against the Nuggets, hitting 20-21 FG, and he accounted for 24 of them on 7-7 FG, 5-5 3-pt FG and 5-6 FT ... scored 20+ points five times, including three games of exactly 20 and two of 30 or more ... including 6-7 from 3-pt range and 12-16 from the floor overall, he scored 30 points in a win over New Jersey on 1/28 ... those six 3-pt FG came during a run of nine straight games with two or more from beyond the 3-pt arc ... in that span, he shot 27-45 3-pt FG (.600) ... his 3-pt FG in the game at Washington on 2/22 was the 400th of his career with the Pacers, making him just the sixth player in team history to reach that mark ... his tip-in of a teammate's miss at the buzzer gave the Pacers a 94-93 win over New Orleans on 12/20 ... **2009-10:** Despite having his best season ever from the foul line, averaged less than 11 points a game for the first time since his rookie year with a mark of 9.9 ppg ... scored 10+ points in each of his first two appearances, and in 11 of his first 12 games ... in that 12-game span, he averaged 14.8 ppg and shot nearly 48% from the floor (.477) ... he scored 20+ points three times in those 12 games ... helped lead the Pacers to a win over Washington on 12/12 by scoring 24 points on 5-7 FGS, 4-6 3-pt FGS and 10-10 FTS ... had his best offensive game of the season as a reserve, helping to lead the Pacers to a win over Phoenix on 1/13 on with 30 points ... ranked among the NBA's best (31st) with a career-high mark of 84.2% from the foul line ... while rehabilitating from knee surgery performed in February 2009, he missed the first 13 games of 2009-10 ... he sat out just two of the rest of the campaign: one in February for food poisoning and one in March due to a contusion of the right eye ... **2008-09:** A bone spur in his right knee kept him on the sidelines for the first 34 games of the season and ultimately limited him to just 18 appearances ... made his regular season debut at Phoenix on 1/9 where he came off the bench to score 14 points ... that was the first of 10 straight games in double figures and he tallied 20+ points in three of those contests ... made his first start of the season vs. Detroit on 1/14, helping the Pacers to a win with 12 points, six rebounds and two assists ... averaged 14.6 ppg, 3.6 rpg and 2.3 apg in 14 games as a starter ... in four games off the bench averaged 15.7 ppg, 4.3 rpg and 3.0 apg ... scored 20+ points in six games, including a season-high 30 points in the Pacers' win over Miami on 1/30 ... underwent successful surgery on his right knee on 3/6 ... **2007-08:** Averaged a career-best 19.1 ppg ... entered the season having scored 30 points just one time in his five NBA campaigns, but scored 30+ points in a team-best 10 games—the most 30-point games in a season since Jermaine O'Neal's 11 in 2004-05 ... scored a career-high 36 points five times and scored 36 points in consecutive games at Toronto (2/29) and vs. Milwaukee (3/2), marking the first time any Indiana player had scored 30+ points in consecutive games since O'Neal did so in four straight in January, 2005 ... he shot better than 40% from 3-pt range and 80% from the foul line for the first time in his career and was one of just four players (along with Steve Nash, Richard Hamilton and Mo Williams) ranked among the league's top-50 in all three shooting departments (FG%, 3-pt FG%, FT%) ... his 42.4 percent from long distance led the Pacers and ranked 12th in the league ... averaged a career-high 3.5 apg and had five or more assists 22 times ... **2006-07:** Averaged 11.2 ppg in his first 10 games for Indiana then scored 20+ points in consecutive games, 2/9-2/11, including a team-high 23 points vs. Denver on 2/9 ... scored 20+ points a total of eight times, including a season-best 25 points on two occasions ... his 25 points at Cleveland on 3/11 featured 9-11 from the foul line ... also had 25 points to lead the Pacers to a win at Milwaukee on 4/11 ... in 43 games with Indiana, averaged 14.0 ppg, 5.7 rpg and 2.6 apg

... collected 10+ rebounds seven times and notched double-doubles in all seven games, including 11 points and a season-best 14 boards at Charlotte on 4/6 ... **2005-06:** Appeared in 81 games for Golden State, averaging 11.5 ppg, 4.9 rpg and 2.9 apg in 32.5 mpg ... finished the season strong, averaging 15.8 ppg, 5.7 rpg and 3.7 apg over the season's final 19 games ... scored a season-high 28 points with 10 rebounds and six assists in 40 minutes vs. Philadelphia on 3/19 ... came off the bench for 13 consecutive games from 2/6 to 3/5 ... had 10 points and a season-high 12 rebounds vs. the L.A. Clippers on 1/23 ... scored 20 or more points 10 times and grabbed 10 or more rebounds four times ... registered three double-doubles ... missed one game due to injury ... **2004-05:** Appeared in 79 games (all starts), averaging 13.4 ppg, 5.5 rpg, 2.6 apg and 1.00 spg ... over the final 34 contests, averaged 15.1 ppg and 5.7 rpg, while shooting 48.4 percent (193-399) from the field and 43.4 percent (63-145) from 3-pt range ... owned the highest shooting percentage on the team amongst the six players who amassed 500 or more field goal attempts ... scored 22 points, including six 3-pt FGS (6-7) vs. Atlanta on 3/12 ... posted 24 points, 12 rebounds, four assists and three steals in season-high 46 minutes vs. Phoenix on 2/13 ... had 26 points and seven rebounds in 40 minutes at Miami on 2/7, including 22 points in the second half ... scored a season-high 29 points (10-15 FGS, 4-4 3-pt FGS, 5-6 FTS) vs. Toronto on 12/29 ... registered four double-doubles ... scored 20 or more points 13 times and had 10+ rebounds five times ... missed three games due to injury ... **2003-04:** Appeared in 75 games (69 starts), averaging 11.7 ppg, 5.9 rpg and 2.9 apg ... over the final 24 games, averaged 12.3 ppg, 5.3 rpg, 3.7 apg and 1.13 spg ... started the final 23 games at point guard and those were the first starts at point guard of his career ... in the first 20 point/20 rebound game of his career, he led the Warriors with 24 points, a career-high 20 rebounds and five assists in 42 minutes vs. the Pacers on 3/2 ... he registered his first career double-double with a season-high 32 points (11-15 FGS, 3-6 3-pt FGS, 7-7 FTS) and 11 rebounds vs. Philadelphia on 11/1 ... registered 10 point-rebound double-doubles ... missed seven games due to injury ... the first missed games of his career ... scored six points in 10 minutes in the 2004 "got Milk?" Rookie Challenge as his sophomore squad downed the rookies, 142-118, at All-Star Saturday in Los Angeles on 2/14 ... **2002-03:** One of six Warriors' players to appear in 82 games ... averaged 5.7 ppg, 2.6 rpg and 1.3 apg in 15.9 mpg ... in his three starts, averaged 14.3 ppg, 5.7 rpg, 1.3 apg and 1.00 spg ... joined Yao Ming and Amar'e Stoudemire as the only rookies to play in all 82 games ... in the season finale vs. the L.A. Lakers on 4/16, he started and tallied a season-high 21 points with nine rebounds in a season-high 36 minutes ... made his first career start at Sacramento on 3/18, registering 15 points and seven rebounds in 35 minutes.

PLAYOFF HISTORY ... **(5 games, 0 starts)** ... **2011:** With his appearance in the 2011 postseason, his run of 627 regular season games played without playoff appearance (2nd-longest among active players in the NBA behind Troy Murphy's 655) came to an end ... scored eight points in Game 2 on 3-5 from the floor and 2-3 from beyond the 3-pt line ... for the series, he was third on the team with a total of eight assists ... registered four steals in the series to go with just one turnover, making him the only Indiana player to have more steals than turnovers in the five games with the Bulls.

COLLEGE ... An early entry candidate for the 2002 NBA Draft after playing three seasons at Duke, he ended his Blue Devils' career with averages of 13.2 ppg, 5.8 rpg, 2.2 apg and 1.60 spg in 104 games (76 as a starter) ... Duke's record in his three seasons was 95-13 (.880) ... helped lead the Blue Devils to a National Championship as a sophomore, the Final Four as a junior and the Sweet 16 as a freshman ... as a junior, averaged 17.3 ppg, 7.2 rpg, 2.1 apg and 2.30 spg in 32.4 mpg ... named First Team NABC All-American and Second Team All-American by The Associated Press ... also earned Academic All-American and First Team All-ACC honors following his junior year ... also named to the All-ACC Tournament First Team and the conference's All-Defensive Team ... on the way to a National Championship in 2000-01, he averaged 12.6 ppg, 5.7 rpg, 2.6 apg and 1.40 spg in 29.2 mpg ... tallied 21 points (including 18 in the second half) in the National Championship game against Arizona ... his performance in the National Championship game included 5-9 3-pt FGs, three of which came during a 45-second span in the second half ... for his efforts, he was named to the All-Final Four Team ... won a silver medal in Brazil during the summer of 2000 with the USA Basketball World Championship for Young Men Qualifying Team.

CAREER TRANSACTIONS ... Selected by Golden State in the First Round (3rd overall) of the 2002 NBA Draft ... traded to Indiana along with Troy Murphy, Keith McLeod and Ike Diogu in exchange for Al Harrington, Stephen Jackson, Sarunas Jasikevicius and Josh Powell on 1/16/07 ... signed as a free agent by Milwaukee on 12/10/11.

PERSONAL ... Full name is Michael Joseph Dunleavy Jr. ... his wife, Sarah, recently gave birth to the couple's second child ... is the son of longtime NBA player and head coach Mike Sr. and Emily Dunleavy ... his father and uncle, Kevin, both played college basketball at South Carolina ... has two younger brothers, Baker and James ... Baker played basketball at Villanova and James just completed his senior season at Southern California ... graduated from Duke during the summer of 2005 with a degree in history ... Mike and his wife are annual donors to the United Way and they sponsor United Christmas Service families each year ... they also enjoy visits with children at local hospitals ... was a member of the Pacers' All-Star Reading Team and he enjoys visiting schools to promote the NBA Read to Achieve initiative ... during the summer of 2002, he participated in the Seeds of Peace camp in Otisfield, Maine, a camp that brought together youth from various Middle-Eastern religious and ethnic backgrounds ... at the camp, he helped teach basic basketball skills to the school-aged boys and girls ... lists winning the 2001 NCAA Championship as his biggest basketball accomplishment ... a football fan, he lists the Green Bay Packers as his favorite team.

NBA REGULAR SEASON STATISTICS

Season	G-GS	MIN	FG-A	PCT	3FG-A	PCT	FT-A	PCT	OR-DR-TR	AST	STL	TO	BLK	PTS	RPG	APG	PPG
02-03 GSW	82-3	1305	168-417	.403	52-150	.347	78-100	.780	66-148-214	106	53	86	19	466	2.6	1.3	5.7
03-04 GSW	75-69	2336	323-720	.449	94-254	.370	137-185	.741	87-355-442	220	68	143	13	877	5.9	2.9	11.7
04-05 GSW	79-79	2570	408-905	.451	107-276	.388	134-172	.779	97-338-435	203	79	132	26	1057	5.5	2.6	13.4
05-06 GSW	81-68	2578	331-816	.406	74-260	.285	196-252	.778	78-321-399	237	60	120	32	932	4.9	2.9	11.5
06-07 GSW/IND	82-49	2580	384-850	.452	70-224	.313	211-269	.784	84-347-431	228	84	149	22	1049	5.3	2.8	12.8
07-08 IND	82-82	2953	532-1117	.476	165-389	.424	336-403	.834	59-365-424	288	86	190	31	1565	5.2	3.5	19.1
08-09 IND	18-14	495	93-232	.401	32-90	.356	53-65	.815	14-54-68	44	12	38	9	271	3.8	2.4	15.1
09-10 IND	67-15	1486	229-558	.410	75-236	.318	133-158	.842	25-211-236	103	38	72	15	666	3.5	1.5	9.9
10-11 IND	61-44	1683	240-520	.462	102-254	.402	100-125	.800	28-248-276	105	40	69	30	682	4.5	1.7	11.2
11-12 MIL	55-3	1445	239-504	.474	83-208	.399	116-143	.811	29-175-204	117	28	58	8	677	3.7	2.1	12.3
TOTALS	682-426	19431	2947-6639	.444	854-2341	.365	1494-1872	.798	567-2562-3129	1651	548	1057	205	8242	4.6	2.4	12.1

NBA POSTSEASON STATISTICS


Season	G-GS	MIN	FG-A	PCT	3FG-A	PCT	FT-A	PCT	OR-DR-TR	AST	STL	TO	BLK	PTS	RPG	APG	PPG
2011 IND	5-0	72	7-20	.350	3-10	.300	8-12	.667	0-6-6	8	4	1	0	25	1.2	1.6	5.0
TOTALS	5-0	72	7-20	.350	3-10	.300	8-12	.667	0-6-6	8	4	1	0	25	1.2	1.6	5.0

NBA CAREER HIGHS

MIN	FGM	FGA	3FGM	FTM	FTA	REBS	ASTS	STLS	BS	PTS
48	13	23	6 (6)	13	16	20	9 (3)	6	3	36 (5)
12/14/05	12/17/07	4/12/08	1/28/11	2/27/08	2/27/08	3/2/04	2/6/08	12/6/03	4/14/08	4/16/08
vs. HOU	at NY	vs. CHA	vs. NJ	vs. CHI	vs. CHI	vs. IND	at NY	vs. NY	at WAS	vs. NY

DATE	VISITOR	HOME	GP-GS	MIN	3-POINT					REBOUNDS					PF-DQ	STL	TO	BLK	PTS/AVG
					FGM-FGA	FG%	FGM-FGA	FG%	FTM-FTA	FT%	OFF	DEF	TOT/AVG	AST					
12/26/2011	Bucks	Bobcats	1-1	37:37	3-12	0.250	3-8	0.375	4-4	1.000	1	2	3/ 3.0	3	1-0	0	2	0	13/ 13.0
12/27/2011	Timberwolves	Bucks	1-1	31:37	2-9	0.222	0-3	0.000	1-1	1.000	2	3	5/ 4.0	8	3-0	2	2	0	5/ 9.0
12/30/2011	Wizards	Bucks	1-1	21:51	3-4	0.750	2-3	0.667	5-8	0.625	0	5	5/ 4.3	1	1-0	1	2	0	13/ 10.3
01/02/2012	Bucks	Nuggets	0-0	00:00	0-0	0.000	0-0	0.000	0-0	0.000	0	0	0/ 0.0	0	0-0	0	0	0	0/ 0.0
01/03/2012	Bucks	Jazz	0-0	00:00	0-0	0.000	0-0	0.000	0-0	0.000	0	0	0/ 0.0	0	0-0	0	0	0	0/ 0.0
01/05/2012	Bucks	Kings	0-0	00:00	0-0	0.000	0-0	0.000	0-0	0.000	0	0	0/ 0.0	0	0-0	0	0	0	0/ 0.0
01/07/2012	Bucks	Clippers	0-0	00:00	0-0	0.000	0-0	0.000	0-0	0.000	0	0	0/ 0.0	0	0-0	0	0	0	0/ 0.0
01/08/2012	Bucks	Suns	0-0	00:00	0-0	0.000	0-0	0.000	0-0	0.000	0	0	0/ 0.0	0	0-0	0	0	0	0/ 0.0
01/10/2012	Spurs	Bucks	0-0	00:00	0-0	0.000	0-0	0.000	0-0	0.000	0	0	0/ 0.0	0	0-0	0	0	0	0/ 0.0
01/12/2012	Pistons	Bucks	0-0	00:00	0-0	0.000	0-0	0.000	0-0	0.000	0	0	0/ 0.0	0	0-0	0	0	0	0/ 0.0
01/13/2012	Bucks	Mavericks	0-0	00:00	0-0	0.000	0-0	0.000	0-0	0.000	0	0	0/ 0.0	0	0-0	0	0	0	0/ 0.0
01/16/2012	Bucks	76ers	0-0	00:00	0-0	0.000	0-0	0.000	0-0	0.000	0	0	0/ 0.0	0	0-0	0	0	0	0/ 0.0
01/17/2012	Nuggets	Bucks	0-0	00:00	0-0	0.000	0-0	0.000	0-0	0.000	0	0	0/ 0.0	0	0-0	0	0	0	0/ 0.0
01/20/2012	Bucks	Knicks	1-0	13:18	0-4	0.000	0-4	0.000	1-2	0.500	0	1	1/ 3.5	2	0-0	1	0	0	1/ 8.0
01/22/2012	Bucks	Heat	1-0	08:03	1-5	0.200	0-4	0.000	0-0	0.000	1	1	2/ 3.2	0	1-0	1	0	0	2/ 6.8
01/23/2012	Hawks	Bucks	1-0	31:13	6-15	0.400	0-5	0.000	5-5	1.000	0	3	3/ 3.2	1	5-0	0	3	0	17/ 8.5
01/25/2012	Bucks	Rockets	1-0	28:09	6-11	0.545	3-5	0.600	3-4	0.750	1	2	3/ 3.1	2	0-0	0	0	1	18/ 9.9
01/27/2012	Bucks	Bulls	1-0	18:56	1-5	0.200	0-3	0.000	2-2	1.000	1	1	2/ 3.0	0	1-0	0	1	0	4/ 9.1
01/28/2012	Lakers	Bucks	1-0	22:24	6-8	0.750	2-3	0.667	1-1	1.000	0	3	3/ 3.0	0	1-0	1	1	0	15/ 9.8
01/30/2012	Pistons	Bucks	1-0	25:34	8-10	0.800	2-2	1.000	2-2	1.000	0	3	3/ 3.0	3	1-0	1	1	0	20/ 10.8
02/01/2012	Heat	Bucks	1-0	25:34	4-8	0.500	0-1	0.000	2-2	1.000	0	1	1/ 2.8	5	2-0	0	0	0	10/ 10.7
02/03/2012	Bucks	Pistons	1-0	24:19	2-7	0.286	0-0	0.000	3-4	0.750	0	2	2/ 2.8	0	1-0	1	2	0	7/ 10.4
02/04/2012	Bulls	Bucks	1-0	20:58	3-8	0.375	0-2	0.000	0-2	0.000	0	2	2/ 2.7	1	0-0	1			

Copyright (c) 2009 NBA Properties, Inc. All Rights Reserved. Produced by Information & Display Systems, LLC. NBA CumeStats Version 2.8.0.0



MONTA ELLIS

11

POSITION: Guard
HEIGHT: 6-3
WEIGHT: 185
BIRTHDATE: 10/26/85
HIGH SCHOOL: Lanier HS (MS)
YEARS PRO: The 2011-12 season was his 7th in the NBA
DRAFTED: By the Golden State Warriors in the 2nd round of the 2005 NBA Draft (40th overall)

2011-12 SEASON HIGHLIGHTS ... Appeared in 58 games split between Milwaukee and Golden State, averaging 20.4 points, 3.4 rebounds, 6.0 assists and 1.47 steals per game ... finished the season ranked 11th in the NBA in scoring, 14th in assists, 14th in steals and 11th in minutes (36.6 mpg) ... scored in double figures in 54 of his 58 games, topping 20 points 28 times and scoring 30+ 13 times (including one 40-point game) ... reached double figures in assists six times, posting five point/assist double-doubles ... averaged 21.9 points in 37 games for the Warriors ... scored a career-high 48 points on 18-of-29 shooting on 2/7 vs. Oklahoma City ... hit the game-winning shot with one second remaining in Golden State's win at Phoenix on 2/22 ... named Western Conference Player of the Week for games played 3/3-11 after averaging 20.5 points, 7.5 assists and 2.0 steals in leading the Warriors to a 3-1 week ... traded to Milwaukee on 3/14 ... averaged 17.6 points, 3.5 rebounds and 5.9 assists in 21 games for Milwaukee ... made his Bucks debut against his former team on 3/16, tallying 18 points, four rebounds, four assists and three steals ... scored the final 16 points for the Bucks in a win vs. Cleveland on 4/4, going 8-for-8 in the last four minutes ... led the Bucks in scoring six times and in assists 12 times ... sat out the final two games of the season with a right hand injury.

PRO CAREER ... Selected by Golden State in the second round of the 2005 NBA Draft (40th overall) ... re-signed by Golden State as a restricted free agent on July 24, 2008 ... named the NBA's Most Improved Player in 2006-07 ... the first player ever drafted by the Warriors directly from an American high school ... **2010-11:** Appeared in 80 games (career-high 80 starts), averaging 24.1 points, 3.5 rebounds, career-high 5.6 assists and 2.10 steals in 40.3 minutes per contest ... among NBA leaders, ranked 1st in minutes, 3rd in steals, 8th in scoring and 22nd in assists - leading the league in minutes played and finishing in the league's top-10 in scoring (6th in 2009-10) and top-5 in steals (2nd in 2009-10) for the second consecutive season ... one of only five players in the NBA to average at least 20.0 points and 5.0 assists (joining Derrick Rose, LeBron James, Russell Westbrook and Deron Williams) ... the only player in the NBA to average at least 20.0 points, 5.0 assists and 2.00 steals ... averaged more than 24.0 points and 5.0 assists for the second consecutive season, joining Rick Barry (1973-74 & 1974-75) as the only Warriors players to do so in back-to-back years since the team moved West in 1962 ... became the first Warrior to average 24+ points in consecutive seasons since Chris Mullin did so in five-straight seasons from 1988-89 thru 1992-93 ... scored 40-or-more points four times, which trailed only Kevin Durant's five 40-plus efforts ... tallied 46 points vs. Houston on Opening Night, which marked the most points by any NBA player in a season lid-lifter since Michael Jordan's 54 vs. Cleveland on 11/3/89 ... it also marked the most points by a Warrior on Opening Night since Wilt Chamberlain posted 56 on 10/23/62 ... named Western Conference Player of the Week for games played 12/20-26, when he helped Warriors to a 2-1 record by averaging 39.7 points, 7.0 assists and 3.00 steals per contest - scoring 35-plus points in three-straight games for the first time in his career ... scored 30-or-more points 21 times, marking his second-straight year with at least 20 games of 30-points or more ... became the first Warrior to score 30+ points 20 times in consecutive seasons since Chris Mullin did so four-straight years from 1987-88 to 1990-91 ... recorded 10 double-doubles (nine point/assist), including three-straight point/assist double-doubles from 3/25-29, marking the first three-game streak of his career ... connected on a career-high 137 three-point field goals in 80 games after making 164 threes in the first 296 games of his career combined ... played 3,227 minutes, the most by any Warriors player since Antawn Jamison recorded 3,394 minutes in 2000-01 ... missed the final two games of the season with a Grade 2 concussion, which was suffered in the fourth quarter vs. Sacramento on 4/10 ... **2009-10:** Appeared in 64 games (all starts), averaging career-high figures in scoring (25.5), steals (2.23) and minutes played (41.4) ... among NBA leaders, ranked 6th in the NBA in scoring (25.5), 2nd in steals (2.23) and 1st in minutes per game (41.4) ... became the first Golden State player to average at least 25.0 points since Chris Mullin in 1992-93; and the first Warriors player to average 25.5 points and 5.0 assists since Mullin in 1988-89 ... only three other NBA players averaged at least 25.0 points and 5.0 assists (LeBron James, Kobe Bryant, Dwyane Wade) ... became one of only seven NBA players in the last 10 years to average at least 25.0 points, 5.0 assists and 4.0 rebounds, joining Allen Iverson, Dwyane Wade, Gilbert Arenas, Kobe Bryant, LeBron James and Tracy McGrady ... scored 30-plus points on 24 occasions - only five NBA players (Durant, James, Anthony, Bryant and Wade) reached the 30-point plateau more frequently ... scored 40-plus points three times, including twice during a three-game stretch between from 11/25-30 (42 at San Antonio and 45 vs. Indiana) ... handed out a career-high-tying 13 assists vs. New Orleans (3/17), one of five double-figure assist outings ... registered back-to-back double-doubles (point/assist) for the first time in his career on 3/15 vs. L.A. Lakers and 3/17 vs. New Orleans ... recorded six double-doubles overall (including one point/rebound) ... became the first NBA player to play every minute in at least 13

games in a single season since Gary Payton in 1999-00 ... missed 18 games due to injury/illness ... **2008-09:** Appeared in 25 games (all starts), averaging 19.0 points, 4.3 rebounds, 3.7 assists and 1.56 steals in 35.7 minutes ... missed the first 43 games of the year due to left ankle injury sustained on August 21, 2008 ... over his final 11 games, averaged 25.5 points, 5.0 rebounds and 4.6 assists, while shooting 48.0% (115-238 FG) from the field ... posted a then-career-high 42 points (16-35 FG, 10-12 FT) along with nine rebounds and nine assists in an overtime victory vs. Sacramento on 4/1 ... scored 20-plus points 11 times ... missed 57 games overall due to injury ... **2007-08:** Appeared in 81 games (72 starts), averaging 20.2 points (25th in NBA), 5.0 rebounds, 3.9 assists and 1.53 steals (15th in NBA) in 37.9 minutes (18th in NBA) ... shot 60.2% (106-176 FG) from the field during the month of February, becoming just the ninth guard in NBA history to shoot above 60.0% from the field during a single month (minimum 10 games and 150 FGA) ... other guards to accomplish the feat include: Fred Brown, Brad Davis, Sidney Moncrief, Earl Monroe, Steve Nash, Jim Paxson, Rickey Pierce (twice) and John Stockton (twice) ... became first player selected in the second round (#40 overall) to average over 20 points in his third season since Drazen Petrovic averaged 20.6 points in 1991-92 ... scored 20+ points 41 times and 30+ points 12 times ... **2006-07:** Appeared in 77 games (53 starts), averaging 16.5 points, 3.2 rebounds, 4.1 assists and 1.71 steals (8th in NBA) in 34.3 minutes ... named NBA's Most Improved Player after increasing scoring average by 9.7 points per game over his rookie season (up from 6.8) ... his points per game improvement was the largest in the NBA amongst players who appeared in at least 41 games in both seasons ... also increased his field goal percentage from .415 as a rookie to .475 in 2006-07 ... recorded his first career double-double with 21 points and 10 rebounds at Indiana on 2/5 ... hit game-winning, buzzer-beating jumper in 110-109 victory over New Jersey on 1/24 ... registered a then-career-high 31 points three times, including back-to-back games on 11/18 & 11/20 ... participated in the T-Mobile Rookie Challenge on All-Star Saturday in Las Vegas (2/16), registering 28 points in 21 minutes to help Sophomore squad to a 155-114 victory over the Rookies ... missed five games due to injury ... **2005-06:** Among NBA rookies, ranked 16th in scoring (6.8 ppg), 11th in assists (1.6 apg) and 9th in three-point percentage (.341) ... appeared in 46 of final 51 games after appearing in just three of team's first 31 games ... in 30 games when playing 15-or-more minutes, averaged 9.3 points - including 13.1 points per contest in 16 games when playing 20-or-more minutes ... finished the season strong, averaging 11.0 points, 3.2 rebounds and 2.9 assists in 25.0 minutes over the final 17 games ... of the seven high school players taken in the 2005 NBA Draft that appeared in at least 20 games, ranked first in points per game (edging Portland's Martell Webster, 6.6 ppg) ... made first career start vs. Phoenix (4/14) and tallied 12 points in 35 minutes ... made NBA debut at Phoenix (11/12), logging two assists in five minutes.

PLAYOFF HISTORY ... (**11 games, 6 starts**) ... **2007:** Averaged 8.0 points and 2.3 rebounds in 21.6 minutes per game ... Registered playoff career high with 20 points in Game 2 of First Round series at Dallas (4/25).

HIGH SCHOOL ... An early entry candidate for the 2005 NBA Draft out of Lanier High School in Jackson, MS ... in four seasons at Lanier, averaged 28.7 points per game and racked up 4,167 total points - second all-time in Mississippi history and tops among big-school players (5A and 4A) ... named to 2005 McDonald's All-American Team ... named National Co-Player of the Year by PARADE Magazine as a senior ... a four-time All-State selection, becoming the first player in state history to earn the honor four times ... became the Jackson Public Schools' all-time leading scorer, surpassing Othella Harrington ... his teams compiled a record of 129-16, appeared in four consecutive state championship finals and captured two state titles (2002 & 2005) ... named Mr. Basketball in the state of Mississippi following senior season in which he averaged 38.4 points, 7.9 rebounds, 6.9 assists and 4.5 steals per game and led his team to a 35-2 record and the Class 4A state championship ... tallied career-high 72 points in a 117-56 victory over Greenwood ... scored 42 points against Oak Hill Academy, which at the time was ranked No. 1 in the nation by USA Today, marking the most points ever scored against the perennial powerhouse.

PERSONAL ... First name is pronounced MON-tay ... the son of Rosa Ellis ... he and his wife, Juanika, have one son, Monta Jr., and one daughter, Myla ... in the summer of 2010, launched the "ME8 Foundation" to assist families and children in Jackson, Mississippi, and the Bay Area ... named co-winner of the 2010-11 Golden State Warriors Foundation Community Service Award, which is given annually to the Warriors player who best exemplifies the spirit of community service through their outstanding commitment of time, service and financial support to children and families ... sponsored two

Feed The Children events, in which he helped distribute food to more than 1,200 local families in need ... also took part a special Season of Giving Holiday Party for 20 kids from the Make-A-Wish Foundation and their families at the practice facility, which for the day was morphed into a giant playground with numerous kids activities ... in 2008-09, joined teammate Andris Biedris to help unveil a newly refurbished basketball court at the Leonard J. Meltzer Boys & Girls Club in Oakland as part of Toyota Project Rebound ... for the past five seasons, purchased 25 tickets to every home game and donated those tickets to various children's groups who attended games in the Monta's Mob seating section ... served as a coach for the NBA Entertainment League Celebrity Charity Game and made several appearances at Warriors Basketball Camp sessions ... in the summer of 2008, joined forces with fellow NBA player Maurice Williams to host the Mississippi Celebrity Basketball Game at Jackson State University.

NBA REGULAR SEASON STATISTICS

Season	G-GS	MIN	FG-A	PCT	3FG-A	PCT	FT-A	PCT	OR-DR-TR	AST	STL	TO	BLK	PTS	RPG	APG	PPG
05-06 GSW	49-3	886	132-318	.415	28-82	.341	42-59	.712	22-83-105	78	32	58	11	334	2.1	1.6	6.8
06-07 GSW	77-53	2638	480-1010	.475	39-143	.273	273-358	.763	62-181-243	319	132	221	21	1272	3.2	4.1	16.5
07-08 GSW	81-72	3071	652-1227	.531	12-52	.231	320-417	.767	133-271-404	315	124	173	27	1636	5.0	3.9	20.2
08-09 GSW	25-25	892	194-430	.451	8-26	.308	78-94	.830	14-94-108	93	39	67	8	474	4.3	3.7	19.0
09-10 GSW	64-64	2647	631-1406	.449	77-228	.338	292-388	.753	47-210-257	340	143	243	25	1631	4.0	5.3	25.5
10-11 GSW	80-80	3227	726-1611	.451	137-379	.361	340-431	.789	44-237-281	450	168	252	23	1929	3.5	5.6	24.1
11-12 GSW/MIL	58-58	2120	450-1040	.433	62-201	.308	219-275	.796	20-180-200	346	85	177	18	1181	3.4	6.0	20.4
TOTALS	434-355	15481	3265-7042	.464	363-1111	.327	1564-2022	.733	342-1256-1598	1941	723	1191	133	8457	3.7	4.5	19.5

NBA POSTSEASON STATISTICS

Season	G-GS	MIN	FG-A	PCT	3FG-A	PCT	FT-A	PCT	OR-DR-TR	AST	STL	TO	BLK	PTS	RPG	APG	PPG
06-07 GSW	11-6	238	32-82	.390	1-9	.111	23-28	.821	8-17-25	10	10	20	2	88	2.3	0.9	8.0
TOTALS	11-6	238	32-82	.390	1-9	.111	23-28	.821	8-17-25	10	10	20	2	88	2.3	0.9	8.0

NBA CAREER HIGHS

MIN	FGM	FGA	3FGM	FTM	FTA	REBS	ASTS	STLS	BS	PTS
53 (2)	18 (3)	39	7	16	19	12 (2)	13 (3)	7 (2)	2 (19)	48
3/11/11	2/7/12	1/18/10	3/11/11	1/7/12	11/3/10	2/7/11	3/27/11	11/27/10	4/18/12	2/7/12
vs ORL	vs OKC	vs CHI	vs ORL	vs UTA	vs MEM	vs PHX	vs WAS	at MIN	at WAS	vs OKC

DATE	VISITOR	HOME	GP-GS	MIN	3-POINT			REBOUNDS							PF-DQ	STL	TO	BLK	PTS/AVG
					FGM-FGA	FG%	FGM-FGA	FG%	FTM-FTA	FT%	OFF	DEF	TOT/AVG	AST					
12/25/2011	Clippers	Warriors	1-1	42:42	6-19	0.316	0-5	0.000	3-6	0.500	2	2	4/ 4.0	8	4-0	1	4	0	15/ 15.0
12/26/2011	Bulls	Warriors	1-1	37:22	10-17	0.588	1-4	0.250	5-6	0.833	0	2	2/ 3.0	7	3-0	0	3	1	26/ 20.5
12/28/2011	Knicks	Warriors	1-1	34:25	8-22	0.364	2-6	0.333	4-5	0.800	0	1	1/ 2.3	8	1-0	1	3	0	22/ 21.0
12/31/2011	76ers	Warriors	0-0	00:00	0-0	0.000	0-0	0.000	0-0	0.000	0	0	0/ 0.0	0	0-0	0	0	0	0/ 0.0
01/02/2012	Warriors	Suns	1-1	42:21	6-16	0.375	1-4	0.250	5-5	1.000	1	4	5/ 3.0	11	3-0	1	3	1	18/ 20.3
01/04/2012	Warriors	Spurs	1-1	44:06	15-30	0.500	4-8	0.500	4-4	1.000	0	2	2/ 2.8	7	1-0	2	3	0	38/ 23.8
01/06/2012	Warriors	Lakers	1-1	38:31	8-20	0.400	0-2	0.000	2-5	0.400	2	1	3/ 2.8	10	1-0	5	2	0	18/ 22.8
01/07/2012	Jazz	Warriors	1-1	36:19	8-22	0.364	0-5	0.000	16-17	0.941	0	3	3/ 2.9	6	2-0	0	6	0	32/ 24.1
01/10/2012	Heat	Warriors	1-1	43:59	9-25	0.360	1-7	0.143	3-4	0.750	0	3	3/ 2.9	3	4-0	3	9	1	22/ 23.9
01/12/2012	Magic	Warriors	1-1	42:38	12-23	0.522	3-8	0.375	3-4	0.750	1	1	2/ 2.8	11	3-0	1	4	0	30/ 24.6
01/14/2012	Warriors	Bobcats	1-1	33:03	6-26	0.231	1-4	0.250	5-6	0.833	1	4	5/ 3.0	6	2-0	1	2	0	18/ 23.9
01/15/2012	Warriors	Pistons	1-1	36:26	7-14	0.500	0-2	0.000	8-11	0.727	1	1	2/ 2.9	7	4-0	0	5	0	22/ 23.7
01/17/2012	Warriors	Cavaliers	1-1	32:21	2-12	0.167	0-2	0.000	6-8	0.750	0	4	4/ 3.0	3	1-0	3	4	0	10/ 22.6
01/18/2012	Warriors	Nets	1-1	37:10	11-20	0.550	2-4	0.500	6-7	0.857	0	1	1/ 2.8	5	3-0	6	3	1	30/ 23.2
01/20/2012	Pacers	Warriors	1-1	34:43	11-20	0.550	0-1	0.000	3-4	0.750	1	2	3/ 2.9	6	3-0	0	2	0	25/ 23.3
01/23/2012	Grizzlies	Warriors	1-1	37:25	8-12	0.667	3-7	0.429	1-2	0.500	0	4	4/ 2.9	5	2-0	2	7	1	20/ 23.1
01/25/2012	Blazers	Warriors	1-1	41:18	2-9	0.222	0-2	0.000	0-0	0.000	0	2	2/ 2.9	12	2-0	3	2	1	4/ 21.9
01/27/2012	Thunder	Warriors	1-1	35:54	5-17	0.294	0-4	0.000	3-4	0.750	0	3	3/ 2.9	6	2-0	1	3	0	13/ 21.4
01/31/2012	Kings	Warriors	1-1	28:15	5-17	0.294	0-3	0.000	2-2	1.000	0	4	4/ 2.9	4	0-0	1	1	0	12/ 20.8
02/02/2012	Jazz	Warriors	1-1	39:53	13-21	0.619	3-7	0.429	4-5	0.800	1	3	4/ 3.0	2	2-0	3	3	0	33/ 21.5
02/04/2012	Warriors	Kings	1-1	35:41	7-17	0.412	2-5	0.400	2-2	1.000	0	4	4/ 3.0	3	2-0	1	5	0	18/ 21.3
02/07/2012	Thunder	Warriors	1-1	41:45	18-29	0.621	3-6	0.500	9-10	0.900	1	6	7/ 3.2	2	2-0	2	3	1	48/ 22.6
02/09/2012	Warriors	Nuggets	1-1	33:48	6-14	0.429	0-1	0.000	2-2	1.000	0	3	3/ 3.2	2	3-0	0	4	2	14/ 22.2
02/12/2012	Rockets	Warriors	1-1	40:53	13-23	0.565	1-3	0.333	6-9	0.667	1	4	5/ 3.3	7	2-0	2	2	1	33/ 22.7
02/13/2012	Suns	Warriors	1-1	37:31	5-20	0.250	2-4	0.500	6-6	1.000	0	7	7/ 3.5	3	2-0	0	1	0	18/ 22.5
02/15/2012	Blazers	Warriors	1-1	27:23	3-9	0.333	1-3	0.333	3-4	0.750	0	3	3/ 3.4	5	0-0	0	2	0	10/ 22.0
02/17/2012	Warriors	Thunder	1-1	30:14	4-13	0.308	0-4	0.000	3-3	1.000	0	2	2/ 3.4	4	2-0	1	2	0	11/ 21.5
02/18/2012	Warriors	Grizzlies	1-1	41:56	10-22	0.455	4-8	0.500	9-12	0.750	0	4	4/ 3.4	6	2-0	1	1	0	33/ 22.0
02/20/2012	Clippers	Warriors	1-1	38:06	11-20	0.550	4-4	1.000	6-6	1.000	0	5	5/ 3.5	4	4-0	1	3	0	32/ 22.3
02/22/2012	Warriors	Suns	1-1	42:40	10-23	0.435	2-5	0.400	4-4	1.000	0	3	3/ 3.4	6	2-0	1	2	0	26/ 22.4
02/28/2012	Warriors	Pacers	1-1	28:22	7-19	0.368	0-4	0.000	0-0	0.000	1	4	5/ 3.5	2	3-0	0	5	0	14/ 22.2
02/29/2012	Warriors	Hawks	1-1	35:15	10-27	0.370	0-3	0.000	4-5	0.800	0	1	1/ 3.4	8	3-0	1	4	0	24/ 22.2
03/02/2012	Warriors	76ers	1-1	38:02	10-22	0.455	0-3	0.000	0-0	0.000	0	3	3/ 3.4	7	2-0	3	2	0	20/ 22.2
03/04/2012	Warriors	Raptors	1-1	38:54	8-22	0.364	2-6	0.333	2-2	1.000	1	3	4/ 3.4	7	1-0	1	2	1	20/ 22.1
03/05/2012	Warriors	Wizards	1-1	29:12	10-16	0.625	2-4	0.500	3-3	1.000	1	4	5/ 3.5	8	3-0	2	3	0	25/ 22.2
03/07/2012	Grizzlies	Warriors	1-1	32:51	7-19	0.368	2-3	0.667	0-2	0.000	0	1	1/ 3.4	3	2-0	0	3	0	16/ 22.0
03/10/2012	Mavericks	Warriors	1-1	31:10	7-11	0.636	4-5	0.800	2-3	0.667	0	2	2/ 3.4	8	2-0	3	4	0	20/ 21.9
03/11/2012	Warriors	Clippers	1-1	42:52	7-16	0.438	0-0	0.000	7-8	0.875	1	5	6/ 3.4	11	4-0	3	6	1	21/ 21.9
03/13/2012	Warriors	Kings	0-0	00:00	0-0	0.000	0-0	0.000	0-0	0.000	0	0	0/ 0.0	0	0-0	0	0	0	0/ 0.0
03/14/2012	Cavaliers	Bucks	0-0	00:00	0-0	0.000	0-0	0.000	0-0	0.000	0	0	0/ 0.0	0	0-0	0	0	0	0/ 0.0
03/16/2012	Bucks	Warriors	1-1	38:36	6-15	0.400	0-2	0.000	6-6	1.000	0	4	4/ 3.4	4	2-0	3	1	0	18/ 21.8
03/20/2012	Bucks	Blazers	1-1	32:10	4-8	0.500	1-1	1.000	5-6	0.833	1	2	3/ 3.4	9	1-0	2	3	1	14/ 21.6
03/22/2012	Celtics	Bucks	1-1	36:20	6-18	0.333	0-2	0.000	1-1	1.000	0	1	1/ 3.4	7	0-0	0	1	0	13/ 21.4
03/23/2012	Bucks	Bobcats	1-1	26:46	4-12	0.333	0-1	0.000	5-10	0.500	0	1	1/ 3.3	2	2-0	1	2	1	13/ 21.2
03/24/2012	Pacers	Bucks	1-1	30:00	4-9	0.444	1-3	0.333	2-4	0.500	0	1	1/ 3.3	6	2-0	0	2	0	11/ 21.0
03/26/2012	Bucks	Knicks	1-1	37:15	2-14	0.143	0-2	0.000	0-0	0.000	1	4	5/ 3.3	4	3-0	0	4	0	4/ 20.6
03/27/2012	Hawks	Bucks	1-1	41:04	15-24	0.625	0-3	0.000	3-4	0.750	1	3	4/ 3.3	8	3-0	1	3	0	33/ 20.8
03/30/2012	Bucks	Cavaliers	1-1	31:52	6-16	0.375	0-2	0.000	1-2	0.500	0	5	5/ 3.4	3	3-0	2	1	0	13/ 20.7
03/31/2012	Grizzlies	Bucks	1-1	35:14	2-12	0.167	0-0	0.000	4-4	1.000	0	4	4/ 3.4	5	3-0	0	3	1	8/ 20.4
04/02/2012	Bucks	Wizards	1-1	34:58	5-11	0.455	2-2	1.000	5-6	0.833	0	5	5/ 3.4	6	4-0	2	5	0	17/ 20.3
04/04/2012	Cavaliers	Bucks	1-1	36:01	15-25	0.600	0-2	0.000	0-0	0.000	0	5	5/ 3.4	8	1-0	2	4	0	30/ 20.5
04/06/2012	Bobcats	Bucks	1-1	41:16	9-21	0.429	0-1	0.000	7-9	0.778	0	4	4/ 3.4	3	4-0	3	4	0	25/ 20.6
04/07/2012	Blazers	Bucks	1-1	31:42	7-17	0.412	0-2	0.000	3-4	0.750	0	1	1/ 3.4	7	1-0	1	3	0	17/ 20.5
04/09/2012	Thunder	Bucks	1-1	32:10	3-12	0.250	1-2	0.500	2-2	1.000	1	0	1/ 3.4	7	0-0	0	2	0	9/ 20.3
04/11/2012	Knicks	Bucks	1-1	40:44	14-25	0.560	3-7	0.429	4-5	0.800	0	6	6/ 3.4	10	2-0	4	5	0	35/ 20.6
04/13/2012	Bucks	Pistons	1-1	36:42	7-12	0.583	0-1	0.000	4-7	0.571	0	3	3/ 3.4	7	3-0	0	0	0	18/ 20.5
04/14/2012	Pacers	Bucks	1-1	37:48	8-18	0.444	2-3	0.667	2-2	1.000	0	5	5/ 3.4	4	3-0	1	1	1	20/ 20.5
04/18/2012	Bucks	Wizards	1-1	41:32	14-25	0.560	1-6	0.167	2-2	1.000	0	3	3/ 3.4	6	3-0	3	3	2	31/ 20.7
04/19/2012	Bucks	Pacers	1-1	41:45	5-14	0.357	0-1	0.000	2-3	0.667	0	4	4/ 3.4	7	5-0	0	2	0	12/ 20.6
04/21/2012	Nets	Bucks	1-1	32:37	5-14	0.357	0-0	0.000	2-3	0.667	0	2	2/ 3.4	5	5-0	0	1	0	12/ 20.4
04/23/2012	Raptors	Bucks	1-1	38:28	4-14	0.286	1-2	0.500	8-9	0.889	0	6	6/ 3.4	5	2-0	4	4	0	17/ 20.4
04/25/2012	76ers	Bucks	0-0	00:00	0-0	0.000	0-0	0.000	0-0	0.000	0	0	0/ 0.0	0	0-0	0	0	0	0/ 0.0
04/26/2012	Bucks	Celtics	0-0	00:00	0-0	0.000	0-0	0.000	0-0	0.000	0	0	0/ 0.0	0	0-0	0	0	0	0/ 0.0

Player Total	58-58	2120:25	450-1040	0.433	62-201	0.308	219-275	0.796	20	180	200/ 3.4	346	136-0	85	177	18	1181/ 20.4
--------------	-------	---------	----------	-------	--------	-------	---------	-------	----	-----	----------	-----	-------	----	-----	----	------------

NO	PLAYER	----- SINGLE GAME HIGHS -----							----- AVERAGE PER GAME -----							----- AVERAGE PER 48 MIN -----						
		MIN	REB	AST	STL	TO	BLK	PTS	MIN	REB	AST	STL	TO	BLK	PTS	REB	AST	STL	TO	BLK	PTS	
8	Ellis, M.	44:06	7	12	6	9	2	48	36:34	3.4	6.0	1.5	3.1	0.3	20.4	4.5	7.8	1.9	4.0	0.4	26.7	



DREW GOODEN

0

POSITION: Forward
HEIGHT: 6-10
WEIGHT: 250
BIRTHDATE: 10/24/81
COLLEGE: Kansas
HIGH SCHOOL: El Cerrito (CA)
YEARS PRO: The 2011-12 season was his 10th in the NBA
DRAFTED: By the Memphis Grizzlies in the 1st round of the 2002 NBA Draft (4th overall)

2011-12 SEASON HIGHLIGHTS ... Averaged 13.7 points per game, his best scoring output since the 2004-05 season, while appearing in 56 games for the Bucks ... also averaged 6.5 rebounds, 2.6 assists, 0.82 steals and 0.61 blocks ... led the Bucks in scoring seven times, in rebounding 13 times, in steals eight times and in blocks nine times ... recorded 13 double-doubles ... scored in double figures 36 times and topped 20 points 16 times ... had some of his best games of the season against Chicago, scoring a season-high 27 points on 3/7 and going a perfect 10-for-10 from the free throw line in both the 1/27 and 2/4 matchups with the Bulls ... recorded his second career triple-double with 15 points, 10 rebounds and a career-high-tying 13 assists vs. Cleveland on 3/14 ... named Eastern Conference Player of the Week for games played 3/12-18 after averaging 18.0 points, 9.7 rebounds and 8.0 assists as Milwaukee went 3-0 ... matched his career high with five steals on 3/31 vs. Memphis ... grabbed his 5,000th career rebound on 3/3 at Orlando and scored his 8,000th career point on 4/14 vs. Indiana ... missed four games from 2/17-22 with a right wrist sprain and sat out two games from 4/4-6 with a sore back.

PRO CAREER ... **2010-11:** Appeared in 35 games with 18 starts ... averaged 11.3 points and 6.8 rebounds in 24.6 minutes per game ... recorded his first career triple-double with 15 points, 13 rebounds and a career-high 13 assists against Cleveland on 4/9 ... scored a season-high 22 points on 8-11 from the field and 2-2 from long distance to go with 13 rebounds against the Los Angeles Lakers on 11/16 ... matched his season-high with 22 points and 11 rebounds at Toronto on 3/30 ... recorded a season-high 16 rebounds, including seven offensive boards, along with 16 points against Oklahoma City on 11/20 ... led the Bucks in rebounding 12 times, steals six times and blocks six times ... recorded 10 double-doubles, second-most on the team ... dished out his 650th career assist on 4/11 against Toronto ... surpassed the 7,000 point mark for his career on 11/16 against the Los Angeles Lakers ... missed 41 games due to left foot plantar fasciitis ... had six DNP-CDs ... **2009-10:** With Dallas and the Clippers appeared in 70 games, starting 33 ... started 22 of 24 games with Clippers and averaged 10.9 points and 7.7 rebounds in 25.1 minutes ... finished the season ranked 15th in the NBA in free throw percentage (.861) ... had 19 double-doubles and finished season with six double-doubles in last 11 games ... became eighth player in Clippers history to record 20+ points and 20+ rebounds in a game on 3/23/10 ... led Clippers in scoring three times, rebounds 10 times and scored in double figures 20 times with L.A. ... (Dallas): Appeared in 46 games for Dallas, starting 11 and averaging 8.9 points and 6.9 rebounds ... (Washington): Did not appear in a game with Wizards, traded to Clippers as part of three-team trade on 2/17/10 ... (L.A. Clippers): 2/20 vs. SAC, with team but DND for 1st game with Clippers ... 2/22/10 vs. CHA, made Clippers debut and had 10 pts (4-9 FG, 2-2 FT) and nine rebounds ... **2008-09:** Played 51 games (31 with CHI, one with SAC, 19 with SAS), and averaged 11.9 points and 7.1 rebounds in 24.8 minutes ... shot 46.8 percent (237-506) from the field and 84.0 percent (131-156) from the foul line ... recorded 10-plus points 29 times (including eight 20-plus games), 10-plus rebounds 13 times and 12 double-doubles ... (Chicago): Appeared in 31 games with Bulls, starting 27 and averaging 13.6 points ... had a season-high 20 rebounds vs. MEM on 11/1/08 ... scored a season-high-tying 22 points vs. NY on 12/9/08 ... missed 10 games with a sprained right ankle (11/8, 12/20/08-1/3/09) ... (Sacramento): Played in one game with Kings ... (San Antonio): Averaged 9.8 ppg and 4.4 rpg in 19 games ... **2007-08:** In 69 games (65 starts) with CLE and CHI, averaged 12.0 points, 8.6 rebounds and 1.2 assists in 30.8 minutes ... shot 44.9% (332-740 FGs) from the floor and 75.3 percent (162-215) from the free throw line ... had 24 double-doubles (eight with CHI) ... recorded nine games of 20-plus points and 26 games of 10-plus rebounds ... notched season-bests in points (31), FGs (12) and FGAs (13) vs. ATL on 3/25/08 ... missed three games with a right groin strain (2/7-2/10/08) ... missed final 10 games of season with lower abdominal strain (3/29-4/16/08) ... (Chicago): Averaged 14.0 points and 9.3 rebounds in 18 games (14 starts) ... **2006-07:** In 80 starts, averaged 11.1 points, 8.5 rebounds (15th in NBA) and 1.1 assists in 28.0 minutes ... ranked fifth in offensive rebounds (263) and sixth in offensive rebounds per game (3.3) ... had a team-high 25 double-doubles ... missed two games with a left strained groin (12/9-12/11/06) ... **2005-06:** In 79 starts, averaged 10.7 points and 8.4 rebounds (18th in NBA) in 27.5 minutes ... shot 51.2% (334-652 FGs) from the floor (16th in NBA) ... had 23 double-doubles ... spent two games on the Inactive List with a right leg adductor strain (1/15-1/18/06) ... missed one

game with flu-like symptoms (3/2/06) ... **2004-05:** In 82 games (80 starts), set career marks in nearly every statistical category ... averaged 14.4 points, 9.2 rebounds (13th in NBA) and 1.6 assists in 30.8 minutes ... became just the second player in Cleveland franchise history (Shawn Kemp) to record at least 1,000 points, 750 rebounds, 100 assists, 75 steals and 75 blocks in one season ... recorded 37 double-doubles (eighth in NBA) ... shot a perfect 13-13 FTs vs. MIL (1/30/05), setting career-highs in both categories ... **2003-04:** In 79 games (17 starts), averaged 11.6 points, 6.5 rebounds and 1.1 assists in 27.0 minutes ... notched a team-high 18 double-doubles ... missed three games with a right leg infection ... **2002-03:** In 70 games (48 starts) with MEM and ORL, averaged 12.5 points, 6.5 rebounds and 1.2 assists in 26.8 minutes ... (Orlando): started 18 of 19 games and averaged 13.6 points, 8.4 rebounds and 1.1 assists ... named to the NBA All-Rookie First Team... ranked in the top 10 among rookies in scoring (5th), rebounding (5th), FG% (5th), blocks (10th) and minutes (7th) ... named Western Conference Rookie of the Month in November after averaging 15.1 points and 6.4 rebounds in 29.9 minutes ... missed eight games with a sprained right big toe.

PLAYOFF HISTORY ... **(44 games, 40 starts)** ... **2009:** Appeared in four games and averaged 7.3 points and 3.8 rebounds in 17.8 minutes ... **2007:** Started all 20 of his games as Cleveland advanced to the Finals ... averaged 11.4 points, 8.0 rebounds and 1.0 steals in 30.3 minutes ... shot 49.3 percent from the field ... **2006:** Started all 13 of his games and produced 8.2 points and 7.5 rebounds while shooting 52.9 percent from the field and 94.4 percent from the line ... **2003:** In seven starts, averaged 14.0 points and 12.7 rebounds.

COLLEGE ... Finished three-year career at Kansas as only the second player (Danny Manning) to record at least 1,500 points, 900 rebounds, 100 blocks and 100 steals in school history ... averaged 15.6 points, 9.2 rebounds, 1.1 blocks and 1.1 steals in 98 games ... named First Team All-America by The Associated Press, Sporting News and Basketball Times ... named Big 12 Conference Player of the Year (AP and coaches) ... named NABC Co-National Player of the Year, Basketball America Player of the Year and NCAA Midwest Regional Most Outstanding Player ... also named Big 12 All-Defensive Team, ESPN The Magazine's Power Forward of the Year and Pete Newell Big Man of the Year ... led Kansas to the Final Four as a junior, averaging 19.8 points (first in Big 12) and 11.4 rebounds (fourth in nation) ... set a team and Big 12 single-season record with 25 double-doubles as a junior ... his 734 points and 423 rebounds rank him sixth and second, respectively, on Kansas' single-season lists ... led the Jayhawks in scoring 20 times and in rebounding on 28 occasions in 37 games ... as a sophomore was named First Team All-Big 12 by AP and Second Team All-Big 12 by the coaches ... led Kansas in scoring (15.8) and rebounding (8.4) ... named Honorable Mention All-Big 12 by AP as a freshman ... led Kansas in rebounding (7.5) ... recorded a KU freshman record nine double-doubles ... Most Outstanding Player at the Great Alaska Shootout.

CAREER TRANSACTIONS ... Selected by Memphis in the first round (fourth overall) of the 2002 NBA Draft ... signed with Memphis on 7/2/02 ... traded from Memphis to Orlando along with Gordan Giricek for Mike Miller, Ryan Humphrey, a 2003 first-round draft choice and a 2004 second-round draft choice on 2/19/03 ... traded from Orlando to Cleveland along with Steven Hunter and the draft rights to Anderson Varejao for Tony Battie and two future second-round draft picks on 7/23/04 ... traded from Cleveland to Chicago along with Shannon Brown, Larry Hughes and Cedric Simmons for Ben Wallace, Joe Smith and a future second round pick on 2/21/08 ... traded by Chicago to Sacramento along with Andrés Nocioni, Cedric Simmons and Michael Ruffin for Brad Miller and John Salmons on 2/18/09 ... waived by Sacramento on 3/2/09 ... signed with San Antonio as a free agent on 3/5/09 ... signed by Dallas as a free agent on 7/30/09 ... traded by Dallas to Washington with Quinton Ross, Josh Howard and James Singleton for Caron Butler, Brendan Haywood and DeShawn Stevenson on 2/13/10 ... traded from Washington to the L.A. Clippers on 2/17/10 in a three-team deal in exchange for Al Thornton (Washington) and Sebastian Telfair (Cleveland). Cleveland also received forward Antawn Jamison from Washington and the Wizards received center Zdrunas Ilgauskas, a 2010 first round pick and the rights to Emir Preldzic from Cleveland ... signed as a free agent with Milwaukee on 7/8/10.

PERSONAL ... Full name is Andrew Melvin Gooden ... was nicknamed "The Truth" in college ... opened the Drew Gooden Reading and Learning Center at Cleveland's East End Neighborhood House (September, 2005) ... won the NBA Community Assist Award (October, 2005) ... named the Al Lerner Community Service Award winner at the Greater Cleveland Sports Awards (February, 2006) ... has been named among professional athletes as "Good Guys in Sports" by The Sporting News on three occasions ... his father, Andrew Gooden, played basketball in Finland ... plays the piano.

NBA REGULAR SEASON STATISTICS

Season	G-GS	MIN	FG-A	PCT	3FG-A	PCT	FT-A	PCT	OR-DR	TR	AST	STL	TO	BLK	PTS	RPG	APG	PPG
02-03 ME/ORL	70-47	1873	355-777	.457	14-48	.292	151-212	.712	163-292	455	83	53	150	35	875	6.5	1.2	12.5
03-04 ORL	79-17	2134	369-829	.445	9-42	.214	167-262	.637	160-356	516	89	62	126	72	914	6.5	1.1	11.6
04-05 CLE	82-80	2523	464-943	.492	5-28	.179	251-310	.810	207-546	753	130	77	133	76	1184	9.2	1.6	14.4
05-06 CLE	79-79	2174	334-652	.512	1-3	.333	176-258	.682	237-428	665	56	52	106	49	845	8.4	0.7	10.7
06-07 CLE	80-80	2238	371-784	.473	1-6	.167	142-199	.714	263-418	681	88	70	115	28	885	8.5	1.1	11.1
07-08 CL/CHI	69-65	2122	332-740	.449	0-6	.000	162-215	.753	175-415	590	81	48	122	53	826	8.6	1.2	12.0
08-09 3 Tms	51-28	1264	237-506	.468	0-4	.000	131-156	.840	113-249	362	48	30	76	18	605	7.1	0.9	11.9
09-10 DAL/C	70-33	1755	288-602	.478	1-8	.125	186-216	.861	207-335	542	47	41	108	58	763	7.7	0.7	10.9
10-11 MIL	35-18	860	156-362	.431	3-20	.150	81-102	.794	73-165	238	47	21	46	18	396	6.8	1.3	11.3
11-12 MIL	56-46	1469	287-657	.437	16-55	.291	176-208	.846	130-233	363	144	46	109	34	766	6.5	2.6	13.7
TOTALS	671-493	18412	3193-6852	.466	50-220	.227	1623-2138	.759	1728-3437	5165	813	500	1091	441	8059	7.7	1.2	12.0

NBA POSTSEASON STATISTICS

Season	G-GS	MIN	FG-A	PCT	3FG-A	PCT	FT-A	PCT	OR-DR	TR	AST	STL	TO	BLK	PTS	RPG	APG	PPG
2003 ORL	7-7	232	36-90	.400	0-3	.000	26-36	.722	28-61	89	4	3	12	6	98	12.7	0.6	14.0
2006 CLE	13-13	281	45-85	.529	0-0	—	17-18	.944	31-67	98	8	3	18	2	107	7.5	0.6	8.2
2007 CLE	20-20	605	99-201	.493	0-2	.000	30-39	.769	49-111	160	20	10	27	9	228	8.0	1.0	11.4
2009 SA	4-0	71	11-33	.333	0-2	.000	7-7	1.000	5-10	15	1	1	3	1	29	3.8	0.3	7.3
TOTALS	44-40	1189	191-409	.467	0-7	.000	80-100	.800	113-249	362	33	17	60	18	462	8.2	0.8	10.5


NBA CAREER HIGHS

MIN	FGM	FGA	3FGM	FTM	FTA	REBS	ASTS	STLS	BS	PTS
47	13 (2)	24	4	13	13	21	13 (2)	5 (2)	5	33
2/28/03 at NY	1/5/07 at MIL	12/11/04 at SA	12/11/02 vs DEN	1/30/05 vs MIL	1/30/05 vs MIL	11/10/04 vs PHX	3/14/12 vs CLE	3/31/12 vs MEM	1/28/04 at WAS	1/30/05 vs MIL

Game by Game statistics for Gooden, D. 00 960 - Season

DATE	VISITOR	HOME	GP-GS	MIN	3-POINT				REBOUNDS				DEF	TOT/AVG	AST	PF-DQ	STL	TO	BLK	PTS/AVG
					FGM-FGA	FG%	FGM-FGA	FG%	FTM-FTA	FT%	OFF	DEF								
12/26/2011	Bucks	Bobcats	1-0	13:47	1-4	0.250	0-1	0.000	2-2	1.000	0	5	5/ 5.0	2	1-0	0	1	1	4/ 4.0	
12/27/2011	Timberwolves	Bucks	0-0	00:00	0-0	0.000	0-0	0.000	0-0	0.000	0	0	0/ 0.0	0	0-0	0	0	0	0/ 0.0	
12/30/2011	Wizards	Bucks	0-0	00:00	0-0	0.000	0-0	0.000	0-0	0.000	0	0	0/ 0.0	0	0-0	0	0	0	0/ 0.0	
01/02/2012	Bucks	Nuggets	1-0	06:06	1-3	0.333	0-0	0.000	0-0	0.000	1	1	2/ 3.5	0	1-0	0	0	0	2/ 3.0	
01/03/2012	Bucks	Jazz	1-1	36:20	12-20	0.600	0-1	0.000	0-0	0.000	7	5	12/ 6.3	1	3-0	0	2	1	24/ 10.0	
01/05/2012	Bucks	Kings	1-1	33:43	6-13	0.462	0-0	0.000	6-10	0.600	4	5	9/ 7.0	2	4-0	2	4	0	18/ 12.0	
01/07/2012	Bucks	Clippers	1-1	29:11	5-14	0.357	1-1	1.000	7-8	0.875	4	9	13/ 8.2	0	3-0	1	1	0	18/ 13.2	
01/08/2012	Bucks	Suns	1-1	17:50	3-12	0.250	0-1	0.000	2-2	1.000	3	3	6/ 7.8	3	1-0	1	2	0	8/ 12.3	
01/10/2012	Spurs	Bucks	1-0	13:18	1-4	0.250	0-1	0.000	0-0	0.000	0	2	2/ 7.0	2	1-0	0	0	0	2/ 10.0	
01/12/2012	Pistons	Bucks	1-0	04:58	0-0	0.000	0-0	0.000	0-0	0.000	0	0	0/ 6.1	0	3-0	0	0	0	0/ 9.5	
01/13/2012	Bucks	Mavericks	1-1	22:48	4-9	0.444	0-0	0.000	0-0	0.000	1	2	3/ 5.8	2	2-0	0	4	0	8/ 9.3	
01/16/2012	Bucks	76ers	1-0	04:17	1-3	0.333	0-0	0.000	0-0	0.000	0	2	2/ 5.4	0	1-0	0	1	0	2/ 8.6	
01/17/2012	Nuggets	Bucks	1-0	11:37	2-6	0.333	0-0	0.000	1-1	1.000	1	1	2/ 5.1	0	1-0	0	0	0	5/ 8.3	
01/20/2012	Bucks	Knicks	1-0	21:33	2-9	0.222	0-0	0.000	6-8	0.750	3	8	11/ 5.6	0	1-0	0	2	0	10/ 8.4	
01/22/2012	Bucks	Heat	1-0	13:32	1-6	0.167	0-0	0.000	0-0	0.000	2	1	3/ 5.4	2	0-0	0	1	0	2/ 7.9	
01/23/2012	Hawks	Bucks	1-0	22:59	4-10	0.400	1-2	0.500	4-5	0.800	3	3	6/ 5.4	2	2-0	0	2	1	13/ 8.3	
01/25/2012	Bucks	Rockets	1-0	28:03	4-8	0.500	1-2	0.500	2-2	1.000	1	1	2/ 5.2	2	3-0	3	2	1	11/ 8.5	
01/27/2012	Bucks	Bulls	1-1	36:25	6-14	0.429	1-2	0.500	10-10	1.000	6	9	15/ 5.8	6	2-0	0	4	1	23/ 9.4	
01/28/2012	Lakers	Bucks	1-1	35:45	9-15	0.600	1-3	0.333	4-4	1.000	1	7	8/ 5.9	1	3-0	1	2	0	23/ 10.2	
01/30/2012	Pistons	Bucks	1-1	24:40	7-9	0.778	0-1	0.000	2-3	0.667	1	4	5/ 5.9	1	3-0	0	1	1	16/ 10.5	
02/01/2012	Heat	Bucks	1-1	38:37	7-12	0.583	0-1	0.000	3-4	0.750	2	7	9/ 6.1	5	2-0	2	5	0	17/ 10.8	
02/03/2012	Bucks	Pistons	1-1	22:40	1-8	0.125	0-2	0.000	2-2	1.000	2	2	4/ 5.9	2	3-0	0	1	1	4/ 10.5	
02/04/2012	Bulls	Bucks	1-1	29:15	7-13	0.538	0-1	0.000	10-10	1.000	0	3	3/ 5.8	0	1-0	1	1	1	24/ 11.1	
02/07/2012	Suns	Bucks	1-1	28:59	12-21	0.571	0-1	0.000	1-2	0.500	2	2	4/ 5.7	2	4-0	0	2	1	25/ 11.8	
02/08/2012	Bucks	Raptors	1-1	35:17	7-15	0.467	0-1	0.000	6-8	0.750	5	9	14/ 6.1	3	1-0	1	6	1	20/ 12.1	
02/10/2012	Bucks	Cavaliers	1-1	31:11	6-13	0.462	2-3	0.667	5-6	0.833	1	5	6/ 6.1	2	3-0	1	3	2	19/ 12.4	
02/11/2012	Magic	Bucks	1-1	42:05	9-21	0.429	1-3	0.333	2-2	1.000	2	6	8/ 6.2	4	4-0	1	2	1	21/ 12.8	
02/13/2012	Heat	Bucks	1-1	26:15	2-14	0.143	0-1	0.000	8-8	1.000	5	2	7/ 6.2	2	1-0	1	0	1	12/ 12.7	
02/15/2012	Hornets	Bucks	1-1	26:05	5-13	0.385	1-1	1.000	0-0	0.000	1	4	5/ 6.1	1	2-0	0	2	2	11/ 12.7	
02/17/2012	Bucks	Magic	0-0	00:00	0-0	0.000	0-0	0.000	0-0	0.000	0	0	0/ 0.0	0	0-0	0	0	0	0/ 0.0	
02/19/2012	Bucks	Nets	0-0	00:00	0-0	0.000	0-0	0.000	0-0	0.000	0	0	0/ 0.0	0	0-0	0	0	0	0/ 0.0	
02/20/2012	Magic	Bucks	0-0	00:00	0-0	0.000	0-0	0.000	0-0	0.000	0	0	0/ 0.0	0	0-0	0	0	0	0/ 0.0	
02/22/2012	Bucks	Bulls	0-0	00:00	0-0	0.000	0-0	0.000	0-0	0.000	0	0	0/ 0.0	0	0-0	0	0	0	0/ 0.0	
02/28/2012	Wizards	Bucks	1-1	23:21	3-9	0.333	0-1	0.000	9-11	0.818	4	6	10/ 6.3	3	1-0	3	1	2	15/ 12.8	
02/29/2012	Bucks	Celtics	1-1	34:19	7-15	0.467	0-0	0.000	9-9	1.000	3	5	8/ 6.3	2	1-0	0	1	0	23/ 13.1	
03/02/2012	Bucks	Hawks	1-1	37:47	8-21	0.381	1-2	0.500	9-9	1.000	2	8	10/ 6.5	1	3-0	2	2	0	26/ 13.5	
03/03/2012	Bucks	Magic	1-1	29:47	2-7	0.286	0-1	0.000	3-4	0.750	2	3	5/ 6.4	1	5-0	3	4	0	7/ 13.3	
03/05/2012	76ers	Bucks	1-1	36:29	9-21	0.429	0-1	0.000	7-8	0.875	3	7	10/ 6.5	2	1-0	0	3	1	25/ 13.7	
03/07/2012	Bulls	Bucks	1-1	37:12	11-21	0.524	2-4	0.500	3-4	0.750	5	1	6/ 6.5	1	1-0	2	1	1	27/ 14.1	
03/09/2012	Knicks	Bucks	1-1	31:53	4-12	0.333	0-2	0.000	4-6	0.667	5	5	10/ 6.6	5	2-0	2	6	0	12/ 14.0	
03/11/2012	Bucks	Raptors	1-1	33:41	7-11	0.636	0-0	0.000	7-9	0.778	1	5	6/ 6.6	5	4-0	1	2	0	21/ 14.2	
03/12/2012	Bucks	Nets	1-1	37:04	11-19	0.579	1-2	0.500	0-0	0.000	1	7	8/ 6.6	7	2-0	1	1	0	23/ 14.5	
03/14/2012	Cavaliers	Bucks	1-1	29:41	7-12	0.583	1-3	0.333	0-0	0.000	2	8	10/ 6.7	13	2-0	1	5	2	15/ 14.5	
03/16/2012	Bucks	Warriors	1-1	28:07	6-14	0.429	0-1	0.000	4-4	1.000	3	8	11/ 6.8	4	0-0	0	2	0	16/ 14.5	
03/20/2012	Bucks	Blazers	1-1	30:41	8-12	0.667	1-1	1.000	2-2	1.000	1	3	4/ 6.8	5	2-0	0	1	0	19/ 14.6	
03/22/2012	Celtics	Bucks	1-1	25:28	2-12	0.167	0-1	0.000	2-2	1.000	0	3	3/ 6.7	3	1-0	0	2	2	6/ 14.4	
03/23/2012	Bucks	Bobcats	1-1	25:15	7-14	0.500	0-0	0.000	0-0	0.000	6	6	12/ 6.8	4	4-0	0	1	1	14/ 14.4	
03/24/2012	Pacers	Bucks	1-1	21:23	3-11	0.273	0-0	0.000	2-2	1.000	3	3	6/ 6.8	3	2-0	0	1	3	8/ 14.3	
03/26/2012	Bucks	Knicks	1-1	22:14	2-9	0.222	0-1	0.000	2-2	1.000	3	2	5/ 6.7	1	4-0	2	0	0	6/ 14.1	
03/27/2012	Hawks	Bucks	1-1	34:33	5-16	0.313	0-0	0.000	6-6	1.000	1	4	5/ 6.7	5	1-0	0	2	1	16/ 14.1	
03/30/2012	Bucks	Cavaliers	1-1	24:11	4-11	0.364	0-0	0.000	1-2	0.500	4	1	5/ 6.7	2	1-0	1	0	1	9/ 14.0	
03/31/2012	Grizzlies	Bucks	1-1	37:33	9-16	0.563	0-1	0.000	2-3	0.667	1	4	5/ 6.6	2	3-0	5	5	1	20/ 14.1	
04/02/2012	Bucks	Wizards	1-1	21:06	4-6	0.667	0-0	0.000	0-1	0.000	0	3	3/ 6.6	3	1-0	1	2	0	8/ 14.0	
04/04/2012	Cavaliers	Bucks	0-0	00:00	0-0	0.000	0-0	0.000	0-0	0.000	0	0	0/ 0.0	0	0-0	0	0	0	0/ 0.0	
04/06/2012	Bobcats	Bucks	0-0	00:00	0-0	0.000	0-0	0.000	0-0	0.000	0	0	0/ 0.0	0	0-0	0	0	0	0/ 0.0	
04/07/2012	Blazers	Bucks	1-1	20:31	3-9	0.333	0-0	0.000	1-1	1.000	4	4	8/ 6.6	4	1-0	1	3	0	7/ 13.9	
04/09/2012	Thunder	Bucks	1-1	17:49	6-10	0.600	1-1	1.000	1-2	0.500	0	4	4/ 6.5	2	2-0	1	2	1	14/ 13.9	
04/11/2012	Knicks	Bucks	1-1	05:02	0-1	0.000	0-0	0.000	0-0	0.000	0	0	0/ 6.4	0	1-0	0	0	0	0/ 13.6	
04/13/2012	Bucks	Pistons	1-1	35:16	12-18	0.667	0-1	0.000	2-2	1.000	2	3	5/ 6.4	8	2-0	1	1	1	26/ 13.8	
04/14/2012	Pacers	Bucks	1-1	25:47	2-10	0.200	0-0	0.000	3-4	0.750	4	4	8/ 6.4	0	1-0	1	3	0	7/ 13.7	
04/18/2012	Bucks	Wizards	1-1	34:19	7-16	0.438	0-0	0.000	7-9	0.778	6	6	12/ 6.5	6	4-0	2	1	0	21/ 13.8	
04/19/2012	Bucks	Pacers	1-1	25:57	6-15	0.400	0-1	0.000	3-4	0.750	2	5	7/ 6.5	2	3-0	0	0	1	15/ 13.9	
04/21/2012	Nets	Bucks	1-1	32:28																

NO PLAYER	----- SINGLE GAME HIGHS -----							----- AVERAGE PER GAME -----							----- AVERAGE PER 48 MIN -----				
-----------	-------------------------------	--	--	--	--	--	--	------------------------------	--	--	--	--	--	--	--------------------------------	--	--	--	--



TOBIAS HARRIS

15

POSITION: Forward
HEIGHT: 6-8
WEIGHT: 226
BIRTHDATE: 7/15/92
COLLEGE: Tennessee
HIGH SCHOOL: Half Hollow Hills West HS (NY)
YEARS PRO: The 2011-12 season was his rookie year in the NBA
DRAFTED: By the Charlotte Bobcats in the 1st round of the 2011 NBA Draft (19th overall)

2011-12 SEASON HIGHLIGHTS ... Appeared in 42 games during his rookie season (nine starts), averaging 5.0 points, 2.4 rebounds and 0.5 assists in 11.4 minutes per game ... made his NBA debut on 1/7 at the L.A. Clippers before tallying a team-high 15 points a night later in Phoenix on 1/8 ... scored a season-high 19 points on 2/4 vs. Chicago ... made his first career start on 3/3 at Orlando, with the Bucks going 5-2 during his first stint in the starting lineup ... posted his first double-double with 15 points and a career-high 13 rebounds on 4/25 vs. Philadelphia ... scored in double-figures seven times overall during his rookie campaign, and led the team in points twice ... missed five games due to injury (two with dehydration issues from 12/26-27 and three with a right shoulder contusion from 2/19-22).

COLLEGE ... Averaged 15.3 points, 7.3 rebounds and 0.9 blocks in 29.2 minutes per game as a full-time starter during his freshman season ... ranked fourth among NCAA freshmen in the six major conferences in scoring and tied for fifth in rebounding ... named to the USBWA Freshman All-America Second-Team and SEC All-Freshman Team ... also honored as Second-Team All-SEC pick by the league's head coaches ... finished fifth in the SEC in rebounds (7.9 rpg) in conference games only ... posted eight double-doubles, third-most among all SEC players ... led the Vols in scoring 13 times and rebounding 18 times ... scored a career-high-tying 25 points in UT's SEC Tournament loss to Florida on 3/11 ... dropped 25 points on South Carolina during UT's road win in Columbia on 3/3 ... recorded 21 points and 11 rebounds at Arkansas in his SEC debut on 1/8 ... led the Vols in scoring (19) and rebounding (11) vs. Alabama on 2/5 ... shot 6-for-6 from the field in the first half and finished with a game-high 19 points in UT's second-round NCAA Tournament loss to Michigan on 3/18 ... needed just 17 minutes to post a double-double during the win over No. 21 Memphis on 1/5, finishing with a team-best 17 points and 13 rebounds.

HIGH SCHOOL ... Led the Half Hollow Hills High School Colts to a 24-2 record and the New York Class AA state championship game as a prep senior in 2010 while averaging 24.7 points, 14.4 rebounds, 3.6 assists and 3.3 blocks per game ... named New York's Mr. Basketball, USA Today All-USA and a McDonald's All-American ... one of six finalists for the 2010 Boys Naismith High School Player of the Year Award ... selected to play in the annual Jordan Brand All-American game and the 2010 USA Basketball Men's U-18 National Team training camp but was forced to miss both events due to a foot injury suffered in the McDonald's All-America Game.

CAREER TRANSACTIONS ... Drafted by the Charlotte Bobcats in the first round (19th overall pick) of the 2011 NBA Draft ... draft rights traded to Milwaukee along with Stephen Jackson and Shaun Livingston in exchange for Corey Maggette in a three-team deal including Sacramento on 6/23/11 ... signed with the Bucks on 12/10/11.

PERSONAL ... Harris' father, Torrel, played college basketball at Duquesne and Murray State ... has a sister, Tesia, who earned Third-Team All-Colonial Athletic Association honors in 2009-10 playing basketball at Delaware before transferring to play at St. John's ... his brother, Tyler Harris, is a freshman on the North Carolina State basketball team ... Phoenix Suns forward Channing Frye is his cousin ... was a finalist for the Naismith High School Player of the Year Award as a senior at Half Hollow Hills High School in Dix Hills, NY ... competed in the McDonald's All-America game.

NBA REGULAR SEASON STATISTICS

Season	G-GS	MIN	FG-A	PCT	3FG-A	PCT	FT-A	PCT	OR-DR-TR	AST	STL	TO	BLK	PTS	RPG	APG	PPG
11-12 MIL	42-9	479	79-169	.467	6-23	.261	44-54	.815	30-71-101	22	13	31	7	208	2.4	0.5	5.0
TOTALS	42-9	479	79-169	.467	6-23	.261	44-54	.815	30-71-101	22	13	31	7	208	2.4	0.5	5.0

COLLEGE STATISTICS

Season	G-GS	MIN	FG-A	PCT	3FG-A	PCT	FT-A	PCT	OR-DR-TR	AST	STL	TO	BLK	PTS	RPG	APG	PPG
10-11 TENN	34-33	993	185-402	.460	23-76	.303	128-170	.753	67-180-247	44	24	62	29	521	7.3	1.3	15.3
TOTALS	34-33	993	185-402	.460	23-76	.303	128-170	.753	67-180-247	44	24	62	29	521	7.3	1.3	15.3


NBA CAREER HIGHS

MIN	FGM	FGA	3FGM	FTM	FTA	REBS	ASTS	STLS	BS	PTS
37	8	14	2	7	10	13	3 (2)	2 (2)	2	19
4/25/12 vs PHI	2/4/12 vs CHI	2/4/12 vs CHI	1/30/12 vs DET	1/8/12 at PHX	1/8/12 at PHX	4/25/12 vs PHI	4/26/12 at BOS	3/7/12 vs CHI	2/17/12 at ORL	2/4/12 vs CHI

Game by Game statistics for Harris, T. 15 317CB - Season

DATE	VISITOR	HOME	GP-GS	MIN	3-POINT				REBOUNDS				TOT/AVG	AST	PF-DQ	STL	TO	BLK	PTS/AVG
					FGM-FGA	FG%	FGM-FGA	FG%	FTM-FTA	FT%	OFF	DEF							
12/26/2011	Bucks	Bobcats	0-0	00:00	0-0	0.000	0-0	0.000	0-0	0.000	0	0	0/ 0.0	0	0-0	0	0	0	0/ 0.0
12/27/2011	Timberwolves	Bucks	0-0	00:00	0-0	0.000	0-0	0.000	0-0	0.000	0	0	0/ 0.0	0	0-0	0	0	0	0/ 0.0
12/30/2011	Wizards	Bucks	0-0	00:00	0-0	0.000	0-0	0.000	0-0	0.000	0	0	0/ 0.0	0	0-0	0	0	0	0/ 0.0
01/02/2012	Bucks	Nuggets	0-0	00:00	0-0	0.000	0-0	0.000	0-0	0.000	0	0	0/ 0.0	0	0-0	0	0	0	0/ 0.0
01/03/2012	Bucks	Jazz	0-0	00:00	0-0	0.000	0-0	0.000	0-0	0.000	0	0	0/ 0.0	0	0-0	0	0	0	0/ 0.0
01/05/2012	Bucks	Kings	0-0	00:00	0-0	0.000	0-0	0.000	0-0	0.000	0	0	0/ 0.0	0	0-0	0	0	0	0/ 0.0
01/07/2012	Bucks	Clippers	1-0	08:39	2-4	0.500	0-0	0.000	0-0	0.000	1	0	1/ 1.0	0	2-0	1	0	0	4/ 4.0
01/08/2012	Bucks	Suns	1-0	22:31	4-8	0.500	0-1	0.000	7-10	0.700	1	3	4/ 2.5	2	1-0	0	1	0	15/ 9.5
01/10/2012	Spurs	Bucks	1-0	15:31	3-4	0.750	0-0	0.000	0-0	0.000	0	1	1/ 2.0	0	3-0	1	2	1	6/ 8.3
01/12/2012	Pistons	Bucks	1-0	05:24	0-2	0.000	0-0	0.000	0-0	0.000	0	1	1/ 1.8	0	4-0	1	1	0	0/ 6.3
01/13/2012	Bucks	Mavericks	1-0	16:43	1-6	0.167	0-2	0.000	4-4	1.000	1	3	4/ 2.2	1	3-0	0	4	0	6/ 6.2
01/16/2012	Bucks	76ers	1-0	21:47	5-8	0.625	0-0	0.000	2-4	0.500	3	0	3/ 2.3	0	1-0	0	1	1	12/ 7.2
01/17/2012	Nuggets	Bucks	1-0	27:26	5-10	0.500	0-1	0.000	4-4	1.000	5	3	8/ 3.1	3	4-0	1	2	0	14/ 8.1
01/20/2012	Bucks	Knicks	1-0	07:39	1-1	1.000	0-0	0.000	0-2	0.000	1	0	1/ 2.9	0	1-0	0	0	0	2/ 7.4
01/22/2012	Bucks	Heat	1-0	03:10	1-2	0.500	0-0	0.000	0-0	0.000	0	0	0/ 2.6	0	1-0	0	0	0	2/ 6.8
01/23/2012	Hawks	Bucks	0-0	00:00	0-0	0.000	0-0	0.000	0-0	0.000	0	0	0/ 0.0	0	0-0	0	0	0	0/ 0.0
01/25/2012	Bucks	Rockets	1-0	02:50	1-2	0.500	0-0	0.000	0-0	0.000	0	1	1/ 2.4	0	0-0	0	0	0	2/ 6.3
01/27/2012	Bucks	Bulls	1-0	06:38	0-2	0.000	0-0	0.000	0-0	0.000	0	0	0/ 2.2	0	0-0	0	0	0	0/ 5.7
01/28/2012	Lakers	Bucks	1-0	00:05	0-0	0.000	0-0	0.000	0-0	0.000	0	0	0/ 2.0	0	0-0	0	0	0	0/ 5.3
01/30/2012	Pistons	Bucks	1-0	03:50	2-3	0.667	2-2	1.000	2-2	1.000	0	1	1/ 1.9	0	1-0	1	1	0	8/ 5.5
02/01/2012	Heat	Bucks	0-0	00:00	0-0	0.000	0-0	0.000	0-0	0.000	0	0	0/ 0.0	0	0-0	0	0	0	0/ 0.0
02/03/2012	Bucks	Pistons	1-0	10:30	2-6	0.333	0-1	0.000	4-4	1.000	2	3	5/ 2.1	0	0-0	0	0	1	8/ 5.6
02/04/2012	Bulls	Bucks	1-0	29:48	8-14	0.571	1-2	0.500	2-2	1.000	1	1	2/ 2.1	0	0-0	1	0	0	19/ 6.5
02/07/2012	Suns	Bucks	1-0	02:06	0-0	0.000	0-0	0.000	0-0	0.000	0	0	0/ 2.0	0	0-0	0	0	0	0/ 6.1
02/08/2012	Bucks	Raptors	0-0	00:00	0-0	0.000	0-0	0.000	0-0	0.000	0	0	0/ 0.0	0	0-0	0	0	0	0/ 0.0
02/10/2012	Bucks	Cavaliers	0-0	00:00	0-0	0.000	0-0	0.000	0-0	0.000	0	0	0/ 0.0	0	0-0	0	0	0	0/ 0.0
02/11/2012	Magic	Bucks	0-0	00:00	0-0	0.000	0-0	0.000	0-0	0.000	0	0	0/ 0.0	0	0-0	0	0	0	0/ 0.0
02/13/2012	Heat	Bucks	1-0	07:34	1-4	0.250	0-0	0.000	1-1	1.000	1	2	3/ 2.1	0	0-0	1	0	0	3/ 5.9
02/15/2012	Hornets	Bucks	1-0	04:25	0-1	0.000	0-0	0.000	2-2	1.000	2	0	2/ 2.1	1	0-0	0	0	0	2/ 5.7
02/17/2012	Bucks	Magic	1-0	16:04	3-6	0.500	0-0	0.000	2-2	1.000	0	3	3/ 2.1	1	1-0	0	1	2	8/ 5.8
02/19/2012	Bucks	Nets	0-0	00:00	0-0	0.000	0-0	0.000	0-0	0.000	0	0	0/ 0.0	0	0-0	0	0	0	0/ 0.0
02/20/2012	Magic	Bucks	0-0	00:00	0-0	0.000	0-0	0.000	0-0	0.000	0	0	0/ 0.0	0	0-0	0	0	0	0/ 0.0
02/22/2012	Bucks	Bulls	0-0	00:00	0-0	0.000	0-0	0.000	0-0	0.000	0	0	0/ 0.0	0	0-0	0	0	0	0/ 0.0
02/28/2012	Wizards	Bucks	1-0	20:49	4-7	0.571	0-1	0.000	3-4	0.750	2	5	7/ 2.3	1	3-0	0	1	1	11/ 6.1
02/29/2012	Bucks	Celtics	1-0	12:00	0-3	0.000	0-0	0.000	0-0	0.000	1	2	3/ 2.4	0	2-0	0	1	0	0/ 5.8
03/02/2012	Bucks	Hawks	1-0	05:44	0-1	0.000	0-0	0.000	0-0	0.000	0	2	2/ 2.4	1	2-0	0	1	0	0/ 5.5
03/03/2012	Bucks	Magic	1-1	21:05	2-4	0.500	0-0	0.000	0-0	0.000	1	1	2/ 2.3	1	2-0	2	3	0	4/ 5.5
03/05/2012	76ers	Bucks	1-1	14:46	2-2	1.000	0-0	0.000	1-1	1.000	1	3	4/ 2.4	0	2-0	0	1	0	5/ 5.5
03/07/2012	Bulls	Bucks	1-1	13:57	0-1	0.000	0-0	0.000	0-0	0.000	0	2	2/ 2.4	2	1-0	2	1	0	0/ 5.2
03/09/2012	Knicks	Bucks	1-1	05:09	0-2	0.000	0-1	0.000	0-0	0.000	0	0	0/ 2.3	0	1-0	0	0	0	0/ 5.0
03/11/2012	Bucks	Raptors	1-1	11:46	0-3	0.000	0-0	0.000	0-0	0.000	0	2	2/ 2.3	1	1-0	0	0	0	0/ 4.9
03/12/2012	Bucks	Nets	1-1	17:36	1-5	0.200	0-1	0.000	2-2	1.000	0	0	0/ 2.2	1	0-0	1	0	0	4/ 4.8
03/14/2012	Cavaliers	Bucks	1-1	19:06	3-6	0.500	0-1	0.000	0-0	0.000	1	1	2/ 2.2	1	0-0	0	1	0	6/ 4.9
03/16/2012	Bucks	Warriors	1-0	03:33	1-5	0.200	1-2	0.500	0-0	0.000	0	1	1/ 2.2	0	0-0	0	0	0	3/ 4.8
03/20/2012	Bucks	Blazers	1-0	03:40	3-3	1.000	0-0	0.000	1-1	1.000	0	0	0/ 2.1	0	0-0	0	0	0	7/ 4.9
03/22/2012	Celtics	Bucks	1-0	01:33	0-1	0.000	0-0	0.000	0-0	0.000	0	1	1/ 2.1	0	0-0	0	0	0	0/ 4.7
03/23/2012	Bucks	Bobcats	1-0	04:53	1-2	0.500	0-1	0.000	0-0	0.000	0	1	1/ 2.0	0	1-0	1	2	0	2/ 4.6
03/24/2012	Pacers	Bucks	1-0	05:47	2-2	1.000	1-1	1.000	1-2	0.500	0	2	2/ 2.0	1	0-0	0	0	0	6/ 4.7
03/26/2012	Bucks	Knicks	0-0	00:00	0-0	0.000	0-0	0.000	0-0	0.000	0	0	0/ 0.0	0	0-0	0	0	0	0/ 0.0
03/27/2012	Hawks	Bucks	0-0	00:00	0-0	0.000	0-0	0.000	0-0	0.000	0	0	0/ 0.0	0	0-0	0	0	0	0/ 0.0
03/30/2012	Bucks	Cavaliers	1-0	08:25	3-4	0.750	1-1	1.000	1-2	0.500	0	5	5/ 2.1	1	1-0	0	0	0	8/ 4.8
03/31/2012	Grizzlies	Bucks	0-0	00:00	0-0	0.000	0-0	0.000	0-0	0.000	0	0	0/ 0.0	0	0-0	0	0	0	0/ 0.0
04/02/2012	Bucks	Wizards	1-0	02:47	0-1	0.000	0-0	0.000	0-0	0.000	0	1	1/ 2.1	0	1-0	0	0	0	0/ 4.6
04/04/2012	Cavaliers	Bucks	0-0	00:00	0-0	0.000	0-0	0.000	0-0	0.000	0	0	0/ 0.0	0	0-0	0	0	0	0/ 0.0
04/06/2012	Bobcats	Bucks	0-0	00:00	0-0	0.000	0-0	0.000	0-0	0.000	0	0	0/ 0.0	0	0-0	0	0	0	0/ 0.0
04/07/2012	Blazers	Bucks	1-0	02:16	1-2	0.500	0-1	0.000	0-0	0.000	1	0	1/ 2.1	0	0-0	0	0	0	2/ 4.6
04/09/2012	Thunder	Bucks	1-0	05:46	2-3	0.667	0-0	0.000	0-0	0.000	0	2	2/ 2.1	0	0-0	0	1	0	4/ 4.6
04/11/2012	Knicks	Bucks	0-0	00:00	0-0	0.000	0-0	0.000	0-0	0.000	0	0	0/ 0.0	0	0-0	0	0	0	0/ 0.0
04/13/2012	Bucks	Pistons	1-0	01:00	0-0	0.000	0-0	0.000	0-0	0.000	0	0	0/ 2.0	0	0-0	0	0	0	0/ 4.4
04/14/2012	Pacers	Bucks	0-0	00:00	0-0	0.000	0-0	0.000	0-0	0.000	0	0	0/ 0.0	0	0-0	0	0	0	0/ 0.0
04/18/2012	Bucks	Wizards	0-0	00:00	0-0	0.000	0-0	0.000	0-0	0.000	0	0	0/ 0.0	0	0-0	0	0	0	0/ 0.0
04/19/2012	Bucks	Pacers	0-0	00:00	0-0	0.000	0-0	0.000	0-0	0.000	0	0	0/ 0.0	0	0-0	0	0	0	0/ 0.0
04/21/2012	Nets	Bucks	0-0	00:00	0-0	0.000	0-0	0.000	0-0	0.000	0	0	0/ 0.0	0	0-0	0	0	0	0/ 0.0
04/23/2012	Raptors	Bucks	1-0	12:00	1-4	0.250	0-1	0.000	2-2	1.000	0	1	1/ 2.0	0	0-0	0	0	0	4/ 4.4
04/25/2012	76ers	Bucks																	

NO	PLAYER	----- SINGLE GAME HIGHS -----							----- AVERAGE PER GAME -----							----- AVERAGE PER 48 MIN -----						
		MIN	REB	AST	STL	TO	BLK	PTS	MIN	REB	AST	STL	TO	BLK	PTS	REB	AST	STL	TO	BLK	PTS	
15	Harris, T.	36:56	13	3	2	5	2	19	11:24	2.4	0.5	0.3	0.7	0.2	5.0	10.1	2.2	1.3	3.1	0.7	20.8	



ERSAN ILYASOVA

7

POSITION: Forward
HEIGHT: 6-10
WEIGHT: 235
BIRTHDATE: 5/15/87
COLLEGE: N/A
BIRTHPLACE: Eskisehir, Turkey
YEARS PRO: The 2011-12 season was his 4th in the NBA
DRAFTED: By the Milwaukee Bucks in the 2nd round of the 2005 NBA Draft (36th overall)

2011-12 SEASON HIGHLIGHTS ... Appeared in 60 games (41 starts), averaging career highs in scoring (13.0 ppg), rebounding (8.8 rpg; 18th in NBA), assists (1.2 apg), field-goal percentage (.492; 26th in NBA) and three-point percentage (.455; 2nd in NBA) ... his three-point percentage was the fifth-highest single-season mark in Bucks franchise history, and the highest since the 2003-04 season ... became the first player to average 12+ points and 8+ rebounds in fewer than 28 minutes per game since Arvydas Sabonis in 1995-96 ... had 37 games with 10+ points, 11 games with 20+ points and topped 30 twice ... grabbed 10+ rebounds 25 times and had a team-high 20 double-doubles ... led the Bucks in rebounding 31 times and in blocks on 16 occasions ... grabbed at least one offensive rebound in each of the season's final 51 games, the longest streak of his career and the second-longest in the NBA in 2011-12 ... erupted for 29 points and a career-high 25 rebounds on 2/19 at New Jersey, becoming just the third player in Bucks franchise history (along with Kareem Abdul-Jabbar and Swen Nater) to record a 25/25 game ... his 13 offensive rebounds on 2/19 were the most by a Bucks player in over 25 years and just two shy of Nater's franchise record ... scored the game-winning basket on a tip-in with 2.2 seconds remaining in the Bucks win over Washington on 2/28 ... named Eastern Conference Player of the Week for games played from 3/5-11 after averaging 25.0 points and 10.8 rebounds while shooting 63.8% from the field and 66.7% from three during a 3-1 week ... included in the week was a career-high 32-point effort vs. Chicago on 3/7 ... missed five games with four separate injuries throughout the season.

PRO CAREER ... **2011 Offseason:** Appeared in eight games for Anadolu Efes in the Turkish Basketball League, averaging 13.4 points, 6.8 rebounds and 1.4 steals per contest while shooting 43.5 percent from behind the arc ... also appeared in eight Euroleague games with Anadolu Efes, averaging 9.5 points, 5.5 rebounds, 1.5 steals and 1.5 blocks ... **2010-11:** Saw action in 60 games (34 starts) and averaged 9.5 points and 6.1 rebounds in 25.1 minutes per game ... shot 43.6 percent from the field and a career-high 89.4 percent from the free throw line ... tied his career-high with 25 points on 9-10 from the field, 2-2 from 3-point range and 5-5 from the free throw line, while adding seven rebounds, three steals and two blocks at Toronto on 1/28 ... recorded 22 points on 10-14 shooting, 13 rebounds, four assists and three steals at New Jersey on 1/8 ... tallied 23 points and 13 rebounds at Golden State on 2/3 ... set a career-high with 17 rebounds and added 16 points against Dallas on 1/1 ... tied his career-high with six assists against Charlotte on 11/27 and tied his career-high four steals on two occasions ... scored 10+ points in 27 games and 20+ points in four ... recorded eight double-doubles and led the team in scoring twice, rebounding 11 times and steals 14 times ... missed 21 games from 2/26 through 4/6 while sidelined with a concussion ... missed one game on 2/16 with a right eye contusion ... **2009-10:** Appeared in 81 games (31 starts) with the Bucks and averaged career-highs in points (10.4), rebounds (6.4) and assists (1.0) while shooting a career-best 44.3 percent from the field ... ranked third on the team with 81 three-pointers, hitting 33.6 percent (81-241) ... registered 11 double-doubles and led the team in scoring six times and rebounds 15 times ... scored in double-digits 38 times, including six games over 20 points ... registered 19 points along with 12 rebounds against Dallas on 11/16 ... scored 18 points and added 12 boards and three assists at Memphis on 11/21 ... tallied 20 points on 8-13 shooting at San Antonio on 11/23 ... notched 20 points along with a career-best 16 rebounds against Orlando on 11/28 ... produced 24 points, five rebounds and four assists against the L.A. Lakers on 12/26 ... tallied 24 points including four three-pointers at Portland on 1/13 ... scored a career-high 25 points with 10-18 shooting to go along with nine rebounds at New York on 2/5 ... produced 19 points and grabbed 10 rebounds while handing out a career-high six assists against Washington on 3/3 ... missed the game on 3/26 due to the flu ... scored 20 points with eight rebounds against the L.A. Clippers on 3/30 ... registered 15 points and nine rebounds against New Jersey on 4/7 ... had 15 points on 5-7 shooting at

Boston on 4/14 ... **2008-09:** Appeared in 31 games with Regal FC Barcelona of the Spanish League and averaged 10.5 points on 52.3 percent shooting on 2FG and 45.6 percent on 3FG ... contributed 7.6 rebounds and 1.1 steals with Barcelona while logging in for 22.3 minutes per game ... played in 22 games with Regal FC Barcelona in Euroleague play ... averaged 10.5 points and 7.0 rebounds in Euroleague competition ... shot 48.6 percent from the field and 40.3 percent from three-point range in Euroleague ... scored a season-best 30 points on 2/12 while shooting 6-7 on three-pointers ... grabbed a season-high 15 rebounds on 10/26 ... **2007-08:** Appeared in 33 games with Regal FC Barcelona of the Spanish League and averaged 6.2 points, 2.9 rebounds and shot 44.4 percent on 2FG and 38.7 percent on 3FG ... played 22 Euroleague games and averaged 6.1 points and 4.7 rebounds in 18.0 minutes per game ... **2006-07:** Appeared in 66 games for the Bucks, including 14 starts ... averaged 6.1 points and 2.9 rebounds on the season in 14.7 minutes per game ... became the youngest player to appear in a game for the Bucks when he took the court on 11/1 in Detroit (19 years, 170 days) ... also became the youngest Buck to start a game on 11/18 vs Indiana (19 years, 187 days) ... scored his first NBA points on 11/4 vs Sacramento (four points on a 4-4 night from the charity stripe) ... scored his first career NBA field goal the next night on 11/6 in Chicago (four points on 2-3 FG) ... scored 22 points on 1/17 vs Chicago along with nine rebounds ... also grabbed nine boards on 1/21 in Portland ... made five three-pointers on 3/25 vs Detroit en route to a 21-point night ... made at least three three-pointers in four different games ... was 54-148 from beyond the arc (36.5%) ... had 13 games of 10 points or more, including two games of 20+ points ... led the team in scoring three times, rebounds three times, steals nine times and blocks 10 times ... had 16 DNP-CDs ... **2005-06:** Assigned to Tulsa of the NBA Development League on 11/13/05 ... appeared in 46 games for the 66ers with 19 starts ... averaged 12.5 points, a team-high 7.0 rebounds and 1.0 assist in 28.2 minutes per game ... led the team and finished seventh in the D-League in rebounds ... blocked a league-high nine shots vs Fort Worth on 3/3 ... scored a season-high 28 points at Roanoke on 4/1 ... scored in double-figures in 14 straight games, including all 10 games during the month of March, when he averaged 16.9 points and 7.9 rebounds ... collected a season-high 15 rebounds vs Fayetteville on 12/1 ... grabbed double-figure rebounds in 13 games and had nine point/rebound double-doubles.

PLAYOFF HISTORY ... (**7 games, 0 starts**) ... **2010:** Averaged 9.7 points and 7.6 rebounds while shooting 48.0 percent from the field in 22.4 minutes ... had a double-double with 13 points and 15 rebounds in Game 2 at Atlanta on 4/20 ... recorded a second double-double with 13 points and 11 rebounds in Game 7 at Atlanta on 5/2.

INTERNATIONAL CAREER ... Played for the host country, Turkey, at the 2010 FIBA World Championships ... Grew up playing for Ulker Spor Kulubu Istanbul (Turkey) youth team ... loaned to Yesilyurt Istanbul, in the Turkish second division, for the 2003-04 season ... made his debut with Ulker Istanbul during the 2004-05 season and won the 2005 Turkish National Cup with Ulker Spor Kulubu Istanbul ... has been a member of the Turkish Cadets National Team and the Turkish Junior National Team ... won the silver medal at the 2003 European Cadets Championship ... **2004-05:** Averaged 3.9 points and 3.5 rebounds in 12.4 minutes per game for Ulker in the Turkish League and 1.6 points in six games for Ulker in the Euroleague ... had season highs in points (16) and minutes (27) vs Raks ITU ... **2003-04:** Played for Yesilyurt Istanbul in the Turkish second division ... **2004 European Championship for Junior Men (U-18):** Averaged 17.4 points, 9.0 rebounds and 1.0 steal in 25.8 minutes over five games ... shot 14-32 (.438) from three-point range ... posted 27 points and 15 rebounds vs Slovenia, recording two blocks and two steals ... had 22 points vs Lithuania and 21 vs Poland ... **2003 European Championship for Cadets (U-16):** Averaged 20.5 points, 10.0 rebounds and 3.3 steals in 26.0 minutes over four contests in the Challenge Round ... had 31 points, seven rebounds and five steals vs Latvia in 23 minutes ... had 26 points, 11 rebounds, four steals and two blocks vs France ... totaled 13 points and 15 rebounds vs Israel and 12 points in 12 minutes vs Poland.

CAREER TRANSACTIONS ... Drafted by the Milwaukee Bucks with the 36th overall pick in the second round of the 2005 NBA Draft ... signed with the Bucks on 8/23/05 ... assigned to Tulsa of the NBA Development League on 11/13/05 ... signed with the Bucks on 7/23/09.

PERSONAL ... Born in Turkey ... began playing professional basketball at the age of 15 ... has one sister ... his favorite type of food is Italian and steak ... loves to eat his grandpa's old, Turkish cooking ... his favorite sport other than basketball is baseball, and he also loves swimming ... when he was in his early teens, he participated in track, running the 400 meters and other short distances ... claims to be a "master" of PlayStation 2 ... loves classical music ... his favorite music performer is Sarah Brightman ... lists "Lord of the Rings: The Return of the King" as his favorite movie.

NBA REGULAR SEASON STATISTICS

Season	G-GS	MIN	FG-A	PCT	3FG-A	PCT	FT-A	PCT	OR-DR-TR	AST	STL	TO	BLK	PTS	RPG	APG	PPG
06-07 MIL	66-14	973	139-363	.383	54-148	.365	70-89	.787	58-131-189	49	27	51	17	402	2.9	0.7	6.1
09-10 MIL	81-31	1898	323-729	.443	81-241	.336	113-158	.715	157-360-517	84	53	71	23	840	6.4	1.0	10.4
10-11 MIL	60-34	1505	221-507	.436	36-121	.298	93-104	.894	105-260-365	56	51	63	24	571	6.1	0.9	9.5
11-12 MIL	60-41	1655	294-597	.492	51-112	.455	143-183	.781	196-333-529	71	42	76	44	782	8.8	1.2	13.0
TOTALS	267-120	6031	977-2196	.445	222-622	.357	419-534	.785	516-1084-1600	260	173	261	108	690	6.0	1.0	9.7

D-LEAGUE REGULAR SEASON STATISTICS

Season	G-GS	MIN	FG-A	PCT	3FG-A	PCT	FT-A	PCT	OR-DR-TR	AST	STL	TO	BLK	PTS	RPG	APG	PPG
05-06 TUL	46-19	1297	218-536	.407	68-196	.347	70-99	.707	60-264-324	46	33	90	38	574	7.0	1.0	12.5
TOTALS	46-19	1297	218-536	.407	68-196	.347	70-99	.707	60-264-324	46	33	90	38	574	7.0	1.0	12.5

NBA POSTSEASON STATISTICS

Season	G-GS	MIN	FG-A	PCT	3FG-A	PCT	FT-A	PCT	OR-DR-TR	AST	STL	TO	BLK	PTS	RPG	APG	PPG
2010 MIL	7-0	156	24-50	.480	5-14	.357	15-18	.833	21-32-53	3	5	10	1	68	7.6	0.4	9.7
TOTALS	7-0	156	24-50	.480	5-14	.357	15-18	.833	21-32-53	3	5	10	1	68	7.6	0.4	9.7


NBA CAREER HIGHS

MIN	FGM	FGA	3FGM	FTM	FTA	REBS	ASTS	STLS	BS	PTS
44	14	23	5	8 (3)	12	25	6 (2)	4 (3)	2 (25)	32
3/11/12	3/7/12	2/19/12	3/25/07	3/31/12	3/31/12	2/19/12	11/27/10	2/21/11	4/21/12	3/7/12
at TOR	vs CHI	at NJN	vs DET	vs MEM	vs MEM	at NJN	vs CHA	at PHO	vs NJN	vs CHI

Game by Game statistics for Ilyasova, E. 07 18B15 - Season

DATE	VISITOR	HOME	GP-GS	MIN	3-POINT				REBOUNDS				TOT/AVG	AST	PF-DQ	STL	TO	BLK	PTS/AVG
					FGM-FGA	FG%	FGM-FGA	FG%	FTM-FTA	FT%	OFF	DEF							
12/26/2011	Bucks	Bobcats	1-1	26:40	1-4	0.250	0-0	0.000	0-0	0.000	2	7	9/ 9.0	0	0-0	2	1	0	2/ 2.0
12/27/2011	Timberwolves	Bucks	1-1	24:50	3-5	0.600	0-0	0.000	0-0	0.000	3	3	6/ 7.5	0	5-0	1	1	1	6/ 4.0
12/30/2011	Wizards	Bucks	1-1	28:40	6-8	0.750	1-1	1.000	3-5	0.600	0	7	7/ 7.3	4	3-0	1	2	0	16/ 8.0
01/02/2012	Bucks	Nuggets	1-1	19:43	3-7	0.429	0-2	0.000	0-0	0.000	2	2	4/ 6.5	0	4-0	0	2	1	6/ 7.5
01/03/2012	Bucks	Jazz	1-1	26:45	1-8	0.125	1-1	1.000	2-2	1.000	3	5	8/ 6.8	1	3-0	0	1	1	5/ 7.0
01/05/2012	Bucks	Kings	1-1	16:14	2-3	0.667	0-0	0.000	0-0	0.000	1	2	3/ 6.2	2	4-0	0	2	0	4/ 6.5
01/07/2012	Bucks	Clippers	1-1	20:32	1-5	0.200	0-1	0.000	1-2	0.500	1	4	5/ 6.0	0	4-0	0	3	0	3/ 6.0
01/08/2012	Bucks	Suns	1-1	23:25	4-12	0.333	1-3	0.333	2-4	0.500	3	5	8/ 6.3	0	0-0	1	1	0	11/ 6.6
01/10/2012	Spurs	Bucks	1-1	18:17	3-8	0.375	1-2	0.500	0-0	0.000	0	4	4/ 6.0	2	1-0	0	1	0	7/ 6.6
01/12/2012	Pistons	Bucks	1-0	18:59	5-13	0.385	2-3	0.667	2-2	1.000	3	3	6/ 6.0	0	1-0	0	1	0	14/ 7.4
01/13/2012	Bucks	Mavericks	1-0	18:05	3-8	0.375	0-3	0.000	3-4	0.750	2	5	7/ 6.1	1	0-0	0	0	1	9/ 7.5
01/16/2012	Bucks	76ers	1-0	16:42	2-3	0.667	0-0	0.000	0-1	0.000	1	1	2/ 5.8	0	0-0	0	1	1	4/ 7.3
01/17/2012	Nuggets	Bucks	1-0	22:08	4-12	0.333	1-3	0.333	0-0	0.000	6	5	11/ 6.2	1	1-0	1	1	2	9/ 7.4
01/20/2012	Bucks	Knicks	1-0	22:51	1-5	0.200	1-1	1.000	0-0	0.000	1	8	9/ 6.4	3	2-0	2	4	0	3/ 7.1
01/22/2012	Bucks	Heat	1-0	21:36	5-8	0.625	1-3	0.333	5-5	1.000	2	4	6/ 6.3	0	2-0	1	0	0	16/ 7.7
01/23/2012	Hawks	Bucks	1-0	27:43	3-7	0.429	0-0	0.000	4-7	0.571	5	6	11/ 6.6	0	1-0	2	0	0	10/ 7.8
01/25/2012	Bucks	Rockets	1-0	27:58	3-7	0.429	0-1	0.000	1-2	0.500	5	14	19/ 7.4	0	1-0	0	3	1	7/ 7.8
01/27/2012	Bucks	Bulls	1-0	10:20	3-4	0.750	0-0	0.000	1-2	0.500	2	2	4/ 7.2	0	4-0	0	1	0	7/ 7.7
01/28/2012	Lakers	Bucks	1-0	24:48	7-9	0.778	1-2	0.500	0-0	0.000	1	3	4/ 7.0	0	0-0	0	0	1	15/ 8.1
01/30/2012	Pistons	Bucks	1-0	22:47	2-8	0.250	0-0	0.000	4-4	1.000	3	6	9/ 7.1	1	2-0	1	1	1	8/ 8.1
02/01/2012	Heat	Bucks	1-0	33:12	4-14	0.286	0-0	0.000	1-2	0.500	7	7	14/ 7.4	3	1-0	0	2	2	9/ 8.1
02/03/2012	Bucks	Pistons	1-0	20:54	3-8	0.375	0-0	0.000	3-4	0.750	3	9	12/ 7.6	1	2-0	1	2	1	9/ 8.2
02/04/2012	Bulls	Bucks	1-0	15:55	1-10	0.100	0-2	0.000	1-2	0.500	2	3	5/ 7.5	0	0-0	1	0	0	3/ 8.0
02/07/2012	Suns	Bucks	1-0	33:28	4-9	0.444	1-4	0.250	8-8	1.000	3	9	12/ 7.7	1	0-0	0	1	2	17/ 8.3
02/08/2012	Bucks	Raptors	0-0	00:00	0-0	0.000	0-0	0.000	0-0	0.000	0	0	0/ 0.0	0	0-0	0	0	0	0/ 0.0
02/10/2012	Bucks	Cavaliers	1-0	30:07	4-8	0.500	2-2	1.000	2-2	1.000	3	3	6/ 7.6	1	5-0	1	1	0	12/ 8.5
02/11/2012	Magic	Bucks	1-0	32:31	7-10	0.700	1-1	1.000	2-2	1.000	5	11	16/ 8.0	2	1-0	1	0	1	17/ 8.8
02/13/2012	Heat	Bucks	1-0	24:53	2-5	0.400	0-0	0.000	3-4	0.750	4	2	6/ 7.9	3	0-0	0	2	2	7/ 8.7
02/15/2012	Hornets	Bucks	1-0	34:57	9-21	0.429	1-2	0.500	4-6	0.667	4	3	7/ 7.9	1	2-0	0	0	2	23/ 9.3
02/17/2012	Bucks	Magic	1-1	33:22	5-11	0.455	1-1	1.000	3-4	0.750	4	6	10/ 7.9	2	4-0	1	2	2	14/ 9.4
02/19/2012	Bucks	Nets	1-1	36:16	11-23	0.478	2-4	0.500	5-6	0.833	13	12	25/ 8.5	0	6-1	1	1	1	29/ 10.1
02/20/2012	Magic	Bucks	1-1	40:19	6-15	0.400	0-4	0.000	3-3	1.000	9	6	15/ 8.7	0	1-0	0	0	0	15/ 10.2
02/22/2012	Bucks	Bulls	1-1	27:18	6-11	0.545	1-3	0.333	2-2	1.000	3	1	4/ 8.6	1	3-0	1	0	0	15/ 10.4
02/28/2012	Wizards	Bucks	1-1	27:11	5-9	0.556	1-2	0.500	2-2	1.000	5	6	11/ 8.6	1	3-0	0	3	0	13/ 10.5
02/29/2012	Bucks	Celtics	1-1	35:03	11-19	0.579	0-2	0.000	3-4	0.750	4	6	10/ 8.7	3	3-0	0	2	1	25/ 10.9
03/02/2012	Bucks	Hawks	1-1	24:54	4-8	0.500	0-2	0.000	0-0	0.000	3	7	10/ 8.7	1	4-0	2	0	0	8/ 10.8
03/03/2012	Bucks	Magic	1-1	31:07	7-13	0.538	1-1	1.000	3-3	1.000	3	4	7/ 8.7	3	3-0	1	4	1	18/ 11.0
03/05/2012	76ers	Bucks	1-1	42:25	3-11	0.273	1-3	0.333	4-4	1.000	5	13	18/ 8.9	4	4-0	0	1	2	11/ 11.0
03/07/2012	Bulls	Bucks	1-1	43:04	14-18	0.778	2-3	0.667	2-3	0.667	6	4	10/ 8.9	1	2-0	0	0	1	32/ 11.6
03/09/2012	Knicks	Bucks	1-1	35:32	9-13	0.692	2-3	0.667	6-7	0.857	1	2	3/ 8.8	0	0-0	1	1	0	26/ 11.9
03/11/2012	Bucks	Raptors	1-1	44:06	11-16	0.688	3-3	1.000	6-6	1.000	2	10	12/ 8.9	1	3-0	2	0	0	31/ 12.4
03/12/2012	Bucks	Nets	1-1	23:44	2-6	0.333	0-0	0.000	0-0	0.000	2	1	3/ 8.7	0	3-0	1	2	0	4/ 12.2
03/14/2012	Cavaliers	Bucks	1-1	30:50	7-12	0.583	0-1	0.000	8-8	1.000	3	5	8/ 8.7	1	6-1	0	0	2	22/ 12.4
03/16/2012	Bucks	Warriors	0-0	00:00	0-0	0.000	0-0	0.000	0-0	0.000	0	0	0/ 0.0	0	0-0	0	0	0	0/ 0.0
03/20/2012	Bucks	Blazers	1-1	22:41	3-6	0.500	0-1	0.000	1-2	0.500	1	3	4/ 8.6	1	2-0	0	4	1	7/ 12.3
03/22/2012	Celtics	Bucks	1-1	29:55	6-11	0.545	0-1	0.000	0-1	0.000	3	11	14/ 8.7	3	2-0	1	0	2	12/ 12.3
03/23/2012	Bucks	Bobcats	1-1	22:28	6-8	0.750	1-2	0.500	2-2	1.000	3	5	8/ 8.7	1	2-0	1	0	1	15/ 12.4
03/24/2012	Pacers	Bucks	1-1	28:35	8-15	0.533	1-2	0.500	5-5	1.000	6	2	8/ 8.7	0	1-0	0	0	0	22/ 12.6
03/26/2012	Bucks	Knicks	1-1	19:08	0-2	0.000	0-1	0.000	2-2	1.000	1	0	1/ 8.5	0	4-0	1	2	0	2/ 12.3
03/27/2012	Hawks	Bucks	0-0	00:00	0-0	0.000	0-0	0.000	0-0	0.000	0	0	0/ 0.0	0	0-0	0	0	0	0/ 0.0
03/30/2012	Bucks	Cavaliers	1-1	23:46	9-11	0.818	2-2	1.000	0-0	0.000	3	7	10/ 8.6	2	3-0	0	0	0	20/ 12.5
03/31/2012	Grizzlies	Bucks	1-1	43:18	5-11	0.455	2-4	0.500	8-12	0.667	2	14	16/ 8.7	3	2-0	2	1	2	20/ 12.7
04/02/2012	Bucks	Wizards	1-1	35:04	6-12	0.500	0-1	0.000	4-4	1.000	4	7	11/ 8.8	1	2-0	1	2	1	16/ 12.7
04/04/2012	Cavaliers	Bucks	1-1	37:51	8-13	0.615	1-3	0.333	1-2	0.500	3	3	6/ 8.7	2	0-0	1	0	0	18/ 12.8
04/06/2012	Bobcats	Bucks	1-1	37:38	5-15	0.333	1-3	0.333	1-3	0.333	4	11	15/ 8.8	1	0-0	2	2	0	12/ 12.8
04/07/2012	Blazers	Bucks	1-1	26:31	8-14	0.571	4-4	1.000	0-0	0.000	4	8	12/ 8.9	2	4-0	1	3	0	20/ 12.9
04/09/2012	Thunder	Bucks	1-1	24:12	6-9	0.667	3-5	0.600	3-4	0.750	1	1	2/ 8.8	2	0-0	0	2	2	18/ 13.0
04/11/2012	Knicks	Bucks	1-1	13:42	1-3	0.333	1-1	1.000	0-0	0.000	2	0	2/ 8.6	0	3-0	0	1	0	3/ 12.9
04/13/2012	Bucks	Pistons	1-1	26:49	6-13	0.462	1-1	1.000	1-2	0.500	2	5	7/ 8.6	2	3-0	0	2	2	14/ 12.9
04/14/2012	Pacers	Bucks	1-1	20:58	4-8	0.500	1-3	0.333	2-2	1.000	2	2	4/ 8.5	0	3-0	0	1	0	11/ 12.8
04/18/2012	Bucks	Wizards	1-1	31:53	3-9	0.333	1-2	0.500	7-8	0.875	5	6	11/ 8.6	1	3-0	3	4	0	14/ 12.9
04/19/2012	Bucks	Pacers	0-0	00:00	0-0	0.000	0-0	0.000	0-0	0.000	0	0	0/ 0.0	0	0-0	0	0	0	0/ 0.0
04/21/2012	Nets	Bucks	1-1	34:12	7-13	0.538													

NO PLAYER	----- SINGLE GAME HIGHS -----							----- AVERAGE PER GAME -----							----- AVERAGE PER 48 MIN -----	
-----------	-------------------------------	--	--	--	--	--	--	------------------------------	--	--	--	--	--	--	--------------------------------	--



BRANDON JENNINGS

3

POSITION: Guard
HEIGHT: 6-1
WEIGHT: 169
BIRTHDATE: 9/23/89
COLLEGE: N/A
HIGH SCHOOL: Oak Hill Academy (VA)
YEARS PRO: The 2011-12 season was his 3rd in the NBA
DRAFTED: By the Milwaukee Bucks in the 1st round of the 2009 NBA Draft (10th overall)

2011-12 SEASON HIGHLIGHTS ... The only Bucks player, and one of just 15 players across the league, to start all 66 games ... averaged a career-high 19.1 points, along with 3.4 rebounds, 5.5 assists and 1.58 steals ... ranked among the NBA's leaders in scoring (16th), assists (17th) and steals (12th) ... led the Bucks in scoring a team-high 32 times, including 59 games in double figures, 31 games with 20+ points and eight games with 30+ ... led the Bucks in assists 35 times and posted six point/assist double-doubles ... hit three or more three-pointers in a game 22 times, the fifth-highest total in the league ... tied his career high with five steals at Sacramento on 1/5 and vs. Charlotte on 4/6 ... scored a season-high 36 points while making 6-of-12 three-pointers in a win at New York on 1/20 ... recorded 31 points, eight assists, four steals and zero turnovers in a win over Miami on 2/1, becoming just the fourth player in the last decade to hit those marks for points, assists and steals in a game without committing a single turnover (joining Allen Iverson, Kobe Bryant and Stephon Marbury) ... also connected on a season-best seven three-pointers against Miami ... scored 25+ points in four straight games from April 18-23, the longest such streak of his career.

PRO CAREER ... **2010-11:** Appeared in 63 games with 61 starts and averaged a career-high and team-leading 16.2 points, 4.8 assists and 3.7 rebounds in 34.4 minutes per game ... recorded his first career triple-double (20 points, 10 assists, 10 rebounds) against Charlotte on 10/30 ... became one of just two NBA players (along with Elgin Baylor) to score 50+ points and have a triple-double in their first 100 NBA games ... recorded a personal and Bucks season-high 37 points, six rebounds and three assists at New York on 3/25 ... tallied 32 points including six 3-pointers and seven assists against Charlotte on 11/27 ... hit 13-21 from the field for 31 points as well as four assists and three steals at Detroit on 4/8 ... scored 31 points and dished out six assists against the Los Angeles Lakers on 11/16 ... had a career-high 11 rebounds to go along with 19 points and six assists against Golden State on 11/13 ... tied his career-high with 11 boards as well as 14 points and nine assists against New York on 3/20 ... had 10+ assists on four occasions, earning double-doubles in three of those four games and a triple-double in the fourth ... led the Bucks in points 20 times, assists 32 times and steals 23 times ... recorded six double-doubles ... tallied 10+ points in 48 games, 20+ points in 21 games and 30+ points in four games ... with 98 3-pointers this season added to 145 last season, passed Lee Mayberry and Toni Kukoc (231) for 10th place in franchise history ... played in his 100th career game on 12/1 at Denver ... missed 19 games from 12/20 through 1/28 after undergoing surgery to repair a fracture of the fifth metatarsal of his left foot ... **2009-10:** Finished his rookie season with averages of 15.5 points, 5.7 assists and 3.4 rebounds in 82 games (only Bucks player to start all 82 games) ... won the NBA's Eastern Conference Rookie of the Month Award in October/November, December, January and March ... was the first Eastern Conference rookie to ever win the award four times in one season ... appeared in the NBA's Rookie Challenge at the 2010 All-Star Weekend and recorded 22 points, eight assists and six rebounds to help the rookies to a 140-128 win over the sophomores ...

also took part in the Skills Challenge along with Steve Nash, Russell Westbrook and Deron Williams ... broke the franchise's rookie single-game scoring record (55 points) and three-pointers made mark (eight) ... set franchise rookie season bests in assists (470) and three pointers (145) ... led the Bucks in scoring 23 times, rebounds once, assists 51 times and steals 31 times ... became the sixth Bucks player since 1998 to play in all 82 games ... made his NBA debut at Philadelphia on 10/30 and nearly recorded a triple-double with 17 points, nine rebounds and nine assists, all team highs ... would've become just the second player in NBA history (Oscar Robertson in 1960) to produce a triple-double in his first career game ... became the first player in 35 years to lead his team in points, rebounds and assists in his first game (John Drew of the Hawks last accomplished it on 10/18/74 - 32 points, 12 rebounds and three assists) ... recorded 32 points, nine assists and four rebounds against Denver on 11/11 ... scored an NBA season-best 55 points (21-34 FG and 7-8 3FG) against Golden State on 11/14 ... it's the franchise rookie record and was two off the franchise record, the most by an NBA rookie since Earl Monroe had 56 on 2/13/68, the fastest (seven games, previously Wilt Chamberlain: eight games) and youngest (20 years and 52 days) player to top 50 points (previously LeBron James: 20 years and 80 days) ... 45 second half points were the most since Kobe Bryant's 55 on 1/22/06 ... scored 29 points with seven assists and four boards against Charlotte on 11/20 ... produced his first career double-double with 18 points and 11 assists against Portland on 12/12 ... blocked a career-best three shots on 1/8 against Chicago ... dished 11 dimes along with two steals at Utah on 1/16 ... handed out a career-best 13 assists and added 18 points and three steals against Minnesota on 1/23 ... tallied 35 points, with a Bucks rookie record eight three-pointers, eight assists, five rebounds and two steals at Sacramento on 3/19 ... registered 29 points, eight assists, seven rebounds and four steals against Memphis on 3/28 ... swiped a career-high five steals to go with 16 points, seven assists and two boards at Philadelphia on 4/9 ... **2008-09:** Averaged 5.5 points, 1.6 rebounds, 2.3 assists and 1.6 steals in 17.0 minutes in 27 Italian League games with Lottomatica Virtus Roma ... scored in double figures four times, including 14 points vs. Fortitudo, 13 vs. Angelico, 12 vs. Carife and 11 vs. Banca Tercas ... had seven assists vs. Snaidero and six steals vs. Angelico ... in Euroleague competition, averaged 7.6 points, 1.6 rebounds, 1.6 assists and 1.2 steals in 19.0 minutes over 16 appearances ... scored a season-high 17 points vs. Unicaja ... registered 14 points in 18 minutes vs. Union Olimpija and 13 points twice vs. Tau Ceramica.

PLAYOFF HISTORY ... (**7 games, 7 starts**) ... **2010:** Averaged 18.7 points, 3.6 assists, 3.0 rebounds and 1.1 steals in 35.6 minutes ... started all seven of Milwaukee's games against Atlanta and his 18.7 points led the team while his 3.6 assists were second ... made his playoffs debut with 34 points at Atlanta on 4/17, the fourth most by a rookie in his playoff debut and just two points off the record for a rookie in his playoffs debut (36 by Derrick Rose in 2009 and Kareem Abdul-Jabbar in 1970). The 34 points were the most by a Buck in the playoffs since Michael Redd scored 40 on 4/29/06 ... led the Bucks in points (23) and assists (six) on 4/26 ... scored a game-high 25 points on 4/28 at Atlanta.

CAREER TRANSACTIONS ... Drafted by the Milwaukee Bucks with the 10th overall pick in the first round of the 2009 NBA Draft ... signed with the Bucks on 7/28/09 ... had the third-year option on his contract picked up by the Bucks on 10/25/10.

PERSONAL ... Donated \$50,000 to the National Italian American Foundation's (NIAF)/Abruzzo Relief Fund after an earthquake in the town of L'Aquila and other small towns in central Italy in the region of Abruzzo left 298 dead and 65,000 homeless ... the 2008 Naismith and Parade Magazine Player of the Year as a high school senior at Oak Hill Academy ... won the NBA Cares Community Assist Award for the month of February for his charitable efforts while in his home state of California for the 2011 All-Star Weekend ... provided refurbishments to his pre-school, Double Rock Learning Center in Compton, CA, and partnered with Under Armour to refurbish his childhood basketball court of Rowley Park in Gardena, CA.

NBA REGULAR SEASON STATISTICS

Season	G-GS	MIN	FG-A	PCT	3FG-A	PCT	FT-A	PCT	OR-DR-TR	AST	STL	TO	BLK	PTS	RPG	APG	PPG
09-10 MIL	82-82	2671	451-1216	.371	145-388	.374	223-273	.817	49-233-282	470	105	200	18	1270	3.4	5.7	15.5
10-11 MIL	63-61	2169	361-926	.390	98-303	.323	199-246	.809	42-192-234	305	95	146	21	1019	3.7	4.8	16.2
11-12 MIL	66-66	2331	469-1121	.418	129-388	.332	193-239	.808	49-177-226	365	104	146	22	1260	3.4	5.5	19.1
TOTALS	211-209	7171	1281-3263	.393	372-1079	.345	615-758	.811	140-602-742	1140	304	492	61	3549	3.5	5.4	16.8

NBA POSTSEASON STATISTICS

Season	G-GS	MIN	FG-A	PCT	3FG-A	PCT	FT-A	PCT	OR-DR-TR	AST	STL	TO	BLK	PTS	RPG	APG	PPG
2010 MIL	7-7	249	49-120	.408	12-41	.293	21-26	.808	5-16-21	25	8	8	4	131	3.0	3.6	18.7
TOTALS	7-7	249	49-120	.408	12-41	.293	21-26	.808	5-16-21	25	8	8	4	131	3.0	3.6	18.7

ITALIAN LEAGUE STATISTICS

Season	G	FG-A	PCT	3FG-A	PCT	FT-A	PCT	TR	AST	STL	BLK	PTS	RPG	APG	PPG
08-09 LOTT	27	46-96	.479	12-58	.207	20-31	.645	44	61	40	1	148	1.6	2.3	5.5
TOTALS	27	46-96	.479	12-58	.207	20-31	.645	44	61	40	1	148	1.6	2.3	5.5

EUROLEAGUE STATISTICS


Season	G	FG-A	PCT	3FG-A	PCT	FT-A	PCT	TR	AST	STL	BLK	PTS	RPG	APG	PPG
08-09 LOTT	16	32-70	.457	11-41	.268	24-31	.774	25	26	19	1	121	1.6	1.6	7.6
TOTALS	16	32-70	.457	11-41	.268	24-31	.774	25	26	19	1	121	1.6	1.6	7.6

NBA CAREER HIGHS

MIN	FGM	FGA	3FGM	FTM	FTA	REBS	ASTS	STLS	BS	PTS
46 (2)	21	34	8	12	13 (2)	11 (2)	13	5 (4)	3 (2)	55
3/26/11	11/14/09	11/14/09	3/19/10	1/22/12	1/22/12	3/20/11	1/23/10	4/6/12	4/14/12	1/14/09
vs CHI	vs GS	vs GS	at SAC	at MIA	at MIA	vs NY	vs MIN	vs CHA	vs IND	vs GS

DATE	VISITOR	HOME	GP-GS	MIN	3-POINT					REBOUNDS					PF-DQ	STL	TO	BLK	PTS/AVG
					FGM-FGA	FG%	FGM-FGA	FG%	FTM-FTA	FT%	OFF	DEF	TOT/AVG	AST					
12/26/2011	Bucks	Bobcats	1-1	37:11	8-21	0.381	3-6	0.500	3-3	1.000	1	2	3/ 3.0	4	3-0	0	0	22/ 22.0	
12/27/2011	Timberwolves	Bucks	1-1	35:36	7-14	0.500	1-5	0.200	9-10	0.900	1	2	3/ 3.0	7	0-0	0	2	24/ 23.0	
12/30/2011	Wizards	Bucks	1-1	34:38	8-15	0.533	1-6	0.167	5-7	0.714	0	2	2/ 2.7	5	1-0	0	4	12/ 22.7	
01/02/2012	Bucks	Nuggets	1-1	37:02	5-16	0.313	0-4	0.000	2-2	1.000	2	1	3/ 2.8	3	0-0	1	6	0	22/ 20.0
01/03/2012	Bucks	Jazz	1-1	44:29	4-19	0.211	0-7	0.000	0-1	0.000	3	3	6/ 3.4	6	1-0	4	2	0	8/ 17.6
01/05/2012	Bucks	Kings	1-1	42:55	12-23	0.522	6-10	0.600	1-4	0.250	0	3	3/ 3.3	7	2-0	5	3	0	31/ 19.8
01/07/2012	Bucks	Clippers	1-1	44:26	9-21	0.429	2-7	0.286	1-1	1.000	0	6	6/ 3.7	7	4-0	2	2	0	21/ 20.0
01/08/2012	Bucks	Suns	1-1	26:16	2-7	0.286	0-2	0.000	1-1	1.000	0	1	1/ 3.4	4	1-0	3	1	0	5/ 18.1
01/10/2012	Spurs	Bucks	1-1	36:09	7-13	0.538	1-1	1.000	0-0	0.000	1	0	1/ 3.1	11	1-0	2	1	1	15/ 17.8
01/12/2012	Pistons	Bucks	1-1	39:31	9-15	0.600	3-4	0.750	6-6	1.000	0	1	1/ 2.9	3	1-0	1	3	0	27/ 18.7
01/13/2012	Bucks	Mavericks	1-1	25:35	7-12	0.583	3-4	0.750	2-2	1.000	1	3	4/ 3.0	1	1-0	0	1	0	19/ 18.7
01/16/2012	Bucks	76ers	1-1	28:32	3-11	0.273	0-3	0.000	1-2	0.500	0	3	3/ 3.0	2	1-0	1	3	0	7/ 17.8
01/17/2012	Nuggets	Bucks	1-1	37:46	13-22	0.591	3-6	0.500	1-2	0.500	0	3	3/ 3.0	6	4-0	3	3	1	30/ 18.7
01/20/2012	Bucks	Knicks	1-1	35:43	15-26	0.577	6-12	0.500	0-0	0.000	2	0	2/ 2.9	5	3-0	2	3	0	36/ 19.9
01/22/2012	Bucks	Heat	1-1	34:51	5-20	0.250	1-10	0.100	12-13	0.923	2	4	6/ 3.1	6	0-0	2	1	0	23/ 20.1
01/23/2012	Hawks	Bucks	1-1	39:33	8-21	0.381	3-7	0.429	0-0	0.000	0	5	5/ 3.3	12	2-0	2	3	2	19/ 20.1
01/25/2012	Bucks	Rockets	1-1	33:18	6-16	0.375	4-7	0.571	4-4	1.000	0	0	0/ 3.1	6	3-0	0	1	0	20/ 20.1
01/27/2012	Bucks	Bulls	1-1	36:36	10-22	0.455	4-11	0.364	1-1	1.000	1	6	7/ 3.3	3	3-0	2	4	0	25/ 20.3
01/28/2012	Lakers	Bucks	1-1	32:17	6-14	0.429	0-3	0.000	0-0	0.000	0	3	3/ 3.3	7	0-0	1	1	0	12/ 19.9
01/30/2012	Pistons	Bucks	1-1	37:44	8-15	0.533	4-8	0.500	1-2	0.500	0	4	4/ 3.3	5	0-0	1	4	0	21/ 20.0
02/01/2012	Heat	Bucks	1-1	41:46	9-25	0.360	7-14	0.500	6-8	0.750	0	4	4/ 3.3	8	1-0	4	0	0	31/ 20.5
02/03/2012	Bucks	Pistons	1-1	42:04	7-19	0.368	3-10	0.300	3-4	0.750	0	3	3/ 3.3	1	1-0	3	3	1	20/ 20.5
02/04/2012	Bulls	Bucks	1-1	22:02	4-10	0.400	0-2	0.000	0-0	0.00									

Copyright (c) 2009 NBA Properties, Inc. All Rights Reserved. Produced by Information & Display Systems, LLC. NBA CumeStats Version 2.8.0.0



JON LEUER

30

POSITION: Forward
HEIGHT: 6-10
WEIGHT: 228
BIRTHDATE: 5/14/89
COLLEGE: Wisconsin
HIGH SCHOOL: Orono HS (MN)
YEARS PRO: The 2011-12 season was his rookie year in the NBA
DRAFTED: By the Milwaukee Bucks in the 2nd round of the 2011 NBA Draft (40th overall)

2011-12 SEASON HIGHLIGHTS ... Appeared in 46 games for the Bucks during his rookie season, averaging 4.7 points, 2.6 rebounds and 0.5 assists in 12.1 minutes per game ... after going scoreless in just 1:18 of action in his NBA debut on Opening Night, tallied 14 points and eight rebounds on 5-of-7 shooting his second outing vs. Minnesota on 12/27 ... for the season, scored in double figures 10 times, led the Bucks in rebounding twice and posted game-highs in blocks five times ... had 5+ rebounds 10 times, including a season-high nine on 1/7 at the L.A. Clippers ... made his first career start on 1/12 vs. Detroit and finished with 15 points, six rebounds and five assists ... finished with a season-high 19 points on 1/27 at Chicago ... did not miss a single game due to injury, but was listed as Inactive 12 times and received eight DNP's.

PRO CAREER ... **2011 Offseason:** Appeared in 10 games for the Fraport Skyliners Frankfurt team in the German Bundesliga, averaging 14.8 points, 7.8 rebounds and 1.1 assists per game while shooting 49.5% from the field ... appeared in three Eurocup games, averaging 12.0 points and 4.3 rebounds per game.

COLLEGE ... Left Wisconsin ranked 12th in school history in career points (1,376) ... a First-team All-Big Ten selection by the coaches and an honorable mention AP All-American as a senior ... one of 10 Lowe's Senior CLASS Award honorees and a mid-season candidate for the Wooden Award ... honorable Mention All-Big Ten as a junior ... **2010-11:** Led the Badgers with 18.3 points and 7.2 rebounds per game ... finished third in the Big Ten in scoring ... his 621 points ranked as the third-highest single-season total in UW history ... ranked fifth in the league in rebounding and third in free throw percentage (.843) ... scored a career-high 29 points against South Dakota on 12/4, connecting on a career-best six three-pointers ... scored a game-high 26 points vs. Illinois on 1/15, adding nine rebounds ... collected a game-high 24 points and 13 rebounds vs. Purdue on 2/1 ... scored 23 points in a road loss against the Boilermakers on 2/16 ... posted 22 points and 11 rebounds vs. N.C. State on 12/1 and 22 points and 10 rebounds vs. Penn State on 2/20 ... **2009-10:** Led Wisconsin by averaging 15.4 points, 5.8 rebounds and 1.6 blocks per game ... shot 39.1 percent from three ... earned Honorable Mention All-Big Ten despite missing nine conference games due to a fractured left wrist ... posted a 52.2 field-goal percentage, the highest by a UW player since 2003 ... notched 24 points, a then-career high 12 rebounds and three blocks vs. Marquette on 12/12 ... tallied 26 points and 10 rebounds at Green Bay on 12.9 ... recorded 25 points (11-14 FGs) and six rebounds vs. Milwaukee on 12/23 ... named Big Ten Player of the Week after averaging 19.0 points and 1.5 blocks in wins over Iowa (3/3) and at Illinois (3/7) ... posted 23 points in an NCAA tournament game vs. Cornell on 3/21 ... had 20 points and eight rebounds in an NCAA tournament win over Wofford on 3/19 ... **2008-09:** Averaged 8.8 points and 3.8 rebounds in 21.3 minutes per game ... led the Badgers in terms of scoring efficiency, registering a point for every 2.4 minutes of action ... started final 12 games of the season after UW experienced a six-game Big Ten slide and the club went 8-4 ... had 13 double-digit scoring games on the year, including five of his last 10 regular season games ... **2007-08:** Played in 32 games as a true freshman, averaging 2.9 points per outing and earning the most minutes (8.6 per game) of any UW freshman ... scored a season-high 25 points (5-5 3FGs) at Michigan on 1/2, which tied as the team's highest single-game output of the season ... connected on 12-of-26 (.462) three-point attempts during the year.

CAREER TRANSACTIONS ... Drafted by the Milwaukee Bucks in the second round (40th overall pick) of the 2011 NBA Draft.

PERSONAL ... Parents are Mike and Holly ... has two sisters, Maren (26) and Katie (23) ... majored in history at Wisconsin ... played primarily as a guard throughout high school before having a 10-inch growth spurt before his senior year.

NBA REGULAR SEASON STATISTICS

Season	G-GS	MIN	FG-A	PCT	3FG-A	PCT	FT-A	PCT	OR-DR-TR	AST	STL	TO	BLK	PTS	RPG	APG	PPG
11-12 MIL	46-12	555	97-191	.508	3-9	.333	21-28	.750	45-75-120	25	14	18	17	218	2.6	0.5	4.7
TOTALS	46-12	555	97-191	.508	3-9	.333	21-28	.750	45-75-120	25	14	18	17	218	2.6	0.5	4.7

COLLEGE STATISTICS

Season	G-GS	MIN	FG-A	PCT	3FG-A	PCT	FT-A	PCT	OR-DR-TR	AST	STL	TO	BLK	PTS	RPG	APG	PPG
07-08 WISC	32-0	276	34-72	.472	12-26	.462	14-29	.483	19-21-40	12	4	20	3	94	1.3	0.4	2.9
08-09 WISC	33-12	704	115-247	.466	16-54	.296	46-76	.605	45-81-126	28	17	44	20	292	3.8	0.8	8.8
09-10 WISC	24-22	691	142-272	.522	18-46	.391	67-93	.720	35-104-139	39	13	24	32	369	5.8	1.6	15.4
10-11 WISC	34-34	1139	227-483	.470	54-146	.370	113-134	.843	57-189-246	56	17	54	30	621	7.2	1.6	18.3
TOTALS	123-68	2810	518-1074	.482	100-272	.368	198-332	.596	156-395-551	135	51	142	85	1376	4.5	1.1	11.2


NBA CAREER HIGHS

MIN	FGM	FGA	3FGM	FTM	FTA	REBS	ASTS	STLS	BS	PTS
32	9	11 (4)	1 (3)	4	4 (2)	9	5	2 (2)	2 (4)	19
1/12/12	1/27/12	4/26/12	4/26/12	12/27/11	1/8/12	1/7/12	1/12/12	12/30/11	1/30/12	1/27/12
vs DET	at CHI	at BOS	at BOS	vs MIN	at PHX	at LAC	vs DET	vs WAS	vs DET	at CHI

Game by Game statistics for Leuer, J. 30 317E0 - Season

DATE	VISITOR	HOME	GP-GS	MIN	3-POINT				REBOUNDS				TOT/AVG	AST	PF-DQ	STL	TO	BLK	PTS/AVG
					FGM-FGA	FG%	FGM-FGA	FG%	FTM-FTA	FT%	OFF	DEF							
12/26/2011	Bucks	Bobcats	1-0	01:18	0-0	0.000	0-0	0.000	0-0	0.000	0	0	0/ 0.0	0	0-0	0	0	0	0/ 0.0
12/27/2011	Timberwolves	Bucks	1-0	20:15	5-7	0.714	0-0	0.000	4-4	1.000	1	7	8/ 4.0	1	3-0	2	1	2	14/ 7.0
12/30/2011	Wizards	Bucks	1-0	21:32	2-4	0.500	0-0	0.000	0-0	0.000	3	2	5/ 4.3	1	1-0	2	0	0	4/ 6.0
01/02/2012	Bucks	Nuggets	1-0	14:01	4-5	0.800	0-0	0.000	0-0	0.000	0	2	2/ 3.8	0	2-0	0	0	0	8/ 6.5
01/03/2012	Bucks	Jazz	1-0	08:50	0-4	0.000	0-1	0.000	0-0	0.000	0	1	1/ 3.2	0	2-0	0	0	1	0/ 5.2
01/05/2012	Bucks	Kings	1-0	21:12	3-5	0.600	0-0	0.000	1-2	0.500	2	1	3/ 3.2	2	1-0	0	1	0	7/ 5.5
01/07/2012	Bucks	Clippers	1-0	25:56	3-7	0.429	0-1	0.000	0-0	0.000	5	4	9/ 4.0	2	3-0	0	1	2	6/ 5.6
01/08/2012	Bucks	Suns	1-0	21:46	4-9	0.444	0-0	0.000	3-4	0.750	3	3	6/ 4.3	0	2-0	0	3	0	11/ 6.3
01/10/2012	Spurs	Bucks	1-0	29:43	4-9	0.444	0-0	0.000	2-2	1.000	1	4	5/ 4.3	1	2-0	1	1	1	10/ 6.7
01/12/2012	Pistons	Bucks	1-1	31:32	6-9	0.667	0-0	0.000	3-3	1.000	4	2	6/ 4.5	5	3-0	0	0	2	15/ 7.5
01/13/2012	Bucks	Mavericks	1-1	12:44	1-3	0.333	0-0	0.000	0-0	0.000	1	1	2/ 4.3	0	2-0	0	0	0	2/ 7.0
01/16/2012	Bucks	76ers	1-1	21:50	5-8	0.625	1-1	1.000	0-0	0.000	2	1	3/ 4.2	0	3-0	0	1	1	11/ 7.3
01/17/2012	Nuggets	Bucks	1-1	18:10	4-6	0.667	0-1	0.000	3-3	1.000	0	1	1/ 3.9	1	2-0	0	0	0	11/ 7.6
01/20/2012	Bucks	Knicks	1-1	06:58	0-0	0.000	0-0	0.000	0-0	0.000	0	3	3/ 3.9	1	1-0	0	0	0	0/ 7.1
01/22/2012	Bucks	Heat	1-1	04:32	0-1	0.000	0-0	0.000	0-0	0.000	0	1	1/ 3.7	0	1-0	0	0	0	0/ 6.6
01/23/2012	Hawks	Bucks	0-0	00:00	0-0	0.000	0-0	0.000	0-0	0.000	0	0	0/ 0.0	0	0-0	0	0	0	0/ 0.0
01/25/2012	Bucks	Rockets	1-0	02:30	0-1	0.000	0-0	0.000	0-0	0.000	0	0	0/ 3.4	0	0-0	0	0	0	0/ 6.2
01/27/2012	Bucks	Bulls	1-0	19:34	9-11	0.818	1-1	1.000	0-0	0.000	1	4	5/ 3.5	0	3-0	0	0	0	19/ 6.9
01/28/2012	Lakers	Bucks	1-0	05:39	1-2	0.500	0-0	0.000	0-0	0.000	0	0	0/ 3.3	1	2-0	1	0	0	2/ 6.7
01/30/2012	Pistons	Bucks	1-0	11:12	1-3	0.333	0-0	0.000	0-0	0.000	1	1	2/ 3.3	0	0-0	0	0	2	2/ 6.4
02/01/2012	Heat	Bucks	1-0	01:33	1-1	1.000	0-0	0.000	0-1	0.000	0	0	0/ 3.1	1	1-0	0	0	0	2/ 6.2
02/03/2012	Bucks	Pistons	1-0	04:10	1-2	0.500	0-0	0.000	0-0	0.000	1	0	1/ 3.0	1	0-0	0	0	0	2/ 6.0
02/04/2012	Bulls	Bucks	1-0	18:45	2-6	0.333	0-0	0.000	0-0	0.000	3	5	8/ 3.2	1	0-0	0	1	1	4/ 5.9
02/07/2012	Suns	Bucks	1-0	05:32	0-2	0.000	0-0	0.000	0-0	0.000	0	1	1/ 3.1	0	0-0	0	0	0	0/ 5.7
02/08/2012	Bucks	Raptors	1-0	05:06	0-0	0.000	0-0	0.000	0-0	0.000	0	0	0/ 3.0	0	2-0	0	0	1	0/ 5.4
02/10/2012	Bucks	Cavaliers	1-0	06:05	2-3	0.667	0-0	0.000	1-2	0.500	1	1	2/ 3.0	0	0-0	0	1	1	5/ 5.4
02/11/2012	Magic	Bucks	0-0	00:00	0-0	0.000	0-0	0.000	0-0	0.000	0	0	0/ 0.0	0	0-0	0	0	0	0/ 0.0
02/13/2012	Heat	Bucks	1-0	06:44	1-4	0.250	0-0	0.000	0-0	0.000	0	2	2/ 2.9	0	1-0	0	0	0	2/ 5.3
02/15/2012	Hornets	Bucks	1-0	15:28	2-5	0.400	0-1	0.000	2-2	1.000	1	3	4/ 3.0	0	1-0	1	0	0	6/ 5.3
02/17/2012	Bucks	Magic	1-1	07:22	0-2	0.000	0-0	0.000	0-0	0.000	0	1	1/ 2.9	1	4-0	0	0	0	0/ 5.1
02/19/2012	Bucks	Nets	1-1	17:47	3-5	0.600	0-1	0.000	0-0	0.000	2	0	2/ 2.9	1	4-0	0	0	0	6/ 5.1
02/20/2012	Magic	Bucks	1-1	20:08	5-11	0.455	0-1	0.000	0-1	0.000	1	1	2/ 2.8	1	4-0	1	1	0	10/ 5.3
02/22/2012	Bucks	Bulls	1-1	20:18	7-11	0.636	0-0	0.000	0-0	0.000	3	1	4/ 2.9	0	3-0	1	0	1	14/ 5.6
02/28/2012	Wizards	Bucks	1-0	08:56	1-3	0.333	0-0	0.000	0-0	0.000	1	1	2/ 2.8	1	1-0	1	0	0	2/ 5.5
02/29/2012	Bucks	Celtics	1-0	05:37	2-3	0.667	0-0	0.000	0-0	0.000	0	3	3/ 2.8	0	0-0	0	1	0	4/ 5.4
03/02/2012	Bucks	Hawks	1-0	09:57	1-4	0.250	0-0	0.000	0-0	0.000	1	0	1/ 2.8	0	0-0	0	1	0	2/ 5.3
03/03/2012	Bucks	Magic	1-0	02:37	0-1	0.000	0-0	0.000	0-0	0.000	0	0	0/ 2.7	0	0-0	0	0	0	0/ 5.2
03/05/2012	76ers	Bucks	0-0	00:00	0-0	0.000	0-0	0.000	0-0	0.000	0	0	0/ 0.0	0	0-0	0	0	0	0/ 0.0
03/07/2012	Bulls	Bucks	1-0	01:30	0-1	0.000	0-0	0.000	0-0	0.000	0	0	0/ 2.6	0	0-0	0	1	0	0/ 5.0
03/09/2012	Knicks	Bucks	0-0	00:00	0-0	0.000	0-0	0.000	0-0	0.000	0	0	0/ 0.0	0	0-0	0	0	0	0/ 0.0
03/11/2012	Bucks	Raptors	0-0	00:00	0-0	0.000	0-0	0.000	0-0	0.000	0	0	0/ 0.0	0	0-0	0	0	0	0/ 0.0
03/12/2012	Bucks	Nets	1-0	13:19	3-5	0.600	0-0	0.000	0-0	0.000	1	2	3/ 2.6	2	1-0	1	1	0	6/ 5.1
03/14/2012	Cavaliers	Bucks	1-0	02:21	0-0	0.000	0-0	0.000	0-0	0.000	0	0	0/ 2.6	0	0-0	0	0	0	0/ 4.9
03/16/2012	Bucks	Warriors	1-0	03:33	1-2	0.500	0-0	0.000	0-0	0.000	0	1	1/ 2.5	0	0-0	0	0	0	2/ 4.8
03/20/2012	Bucks	Blazers	0-0	00:00	0-0	0.000	0-0	0.000	0-0	0.000	0	0	0/ 0.0	0	0-0	0	0	0	0/ 0.0
03/22/2012	Celtics	Bucks	0-0	00:00	0-0	0.000	0-0	0.000	0-0	0.000	0	0	0/ 0.0	0	0-0	0	0	0	0/ 0.0
03/23/2012	Bucks	Bobcats	0-0	00:00	0-0	0.000	0-0	0.000	0-0	0.000	0	0	0/ 0.0	0	0-0	0	0	0	0/ 0.0
03/24/2012	Pacers	Bucks	0-0	00:00	0-0	0.000	0-0	0.000	0-0	0.000	0	0	0/ 0.0	0	0-0	0	0	0	0/ 0.0
03/26/2012	Bucks	Knicks	0-0	00:00	0-0	0.000	0-0	0.000	0-0	0.000	0	0	0/ 0.0	0	0-0	0	0	0	0/ 0.0
03/27/2012	Hawks	Bucks	0-0	00:00	0-0	0.000	0-0	0.000	0-0	0.000	0	0	0/ 0.0	0	0-0	0	0	0	0/ 0.0
03/30/2012	Bucks	Cavaliers	1-0	05:36	1-2	0.500	0-0	0.000	0-0	0.000	0	3	3/ 2.5	0	0-0	0	0	0	2/ 4.8
03/31/2012	Grizzlies	Bucks	0-0	00:00	0-0	0.000	0-0	0.000	0-0	0.000	0	0	0/ 0.0	0	0-0	0	0	0	0/ 0.0
04/02/2012	Bucks	Wizards	1-0	02:47	0-1	0.000	0-0	0.000	0-0	0.000	0	0	0/ 2.5	0	1-0	0	0	0	0/ 4.7
04/04/2012	Cavaliers	Bucks	0-0	00:00	0-0	0.000	0-0	0.000	0-0	0.000	0	0	0/ 0.0	0	0-0	0	0	0	0/ 0.0
04/06/2012	Bobcats	Bucks	1-0	11:12	0-2	0.000	0-0	0.000	0-0	0.000	1	2	3/ 2.5	0	2-0	1	0	0	0/ 4.5
04/07/2012	Blazers	Bucks	1-0	02:16	1-1	1.000	0-0	0.000	0-0	0.000	0	1	1/ 2.5	1	1-0	0	0	0	2/ 4.5
04/09/2012	Thunder	Bucks	0-0	00:00	0-0	0.000	0-0	0.000	0-0	0.000	0	0	0/ 0.0	0	0-0	0	0	0	0/ 0.0
04/11/2012	Knicks	Bucks	0-0	00:00	0-0	0.000	0-0	0.000	0-0	0.000	0	0	0/ 0.0	0	0-0	0	0	0	0/ 0.0
04/13/2012	Bucks	Pistons	0-0	00:00	0-0	0.000	0-0	0.000	0-0	0.000	0	0	0/ 0.0	0	0-0	0	0	0	0/ 0.0
04/14/2012	Pacers	Bucks	0-0	00:00	0-0	0.000	0-0	0.000	0-0	0.000	0	0	0/ 0.0	0	0-0	0	0	0	0/ 0.0
04/18/2012	Bucks	Wizards	0-0	00:00	0-0	0.000	0-0	0.000	0-0	0.000	0	0	0/ 0.0	0	0-0	0	0	0	0/ 0.0
04/19/2012	Bucks	Pacers	0-0	00:00	0-0	0.000	0-0	0.000	0-0	0.000	0	0	0/ 0.0	0	0-0	0	0	0	0/ 0.0
04/21/2012	Nets	Bucks	0-0	00:00	0-0	0.000	0-0	0.000	0-0	0.000	0	0	0/ 0.0	0	0-0	0	0	0	0/ 0.0
04/23/2012	Raptors	Bucks	1-0	05:50	0-1	0.000	0-0	0.000	2-2	1.000	0	0	0/ 2.4	0	0-0	1	0		

NO	PLAYER	----- SINGLE GAME HIGHS -----							----- AVERAGE PER GAME -----							----- AVERAGE PER 48 MIN -----						
		MIN	REB	AST	STL	TO	BLK	PTS	MIN	REB	AST	STL	TO	BLK	PTS	REB	AST	STL	TO	BLK	PTS	
30	Leuer, J.	31:32	9	5	2	3	2	19	12:03	2.6	0.5	0.3	0.4	0.4	4.7	10.4	2.2	1.2	1.6	1.5	18.9	



SHAUN LIVINGSTON

9

POSITION: Guard
HEIGHT: 6-7
WEIGHT: 175
BIRTHDATE: 9/11/85
COLLEGE: N/A
HIGH SCHOOL: Peoria Central HS (IL)
YEARS PRO: The 2011-12 season was his 7th in the NBA
DRAFTED: By the Los Angeles Clippers in the 1st round of the 2004 NBA Draft (4th overall)

2011-12 SEASON HIGHLIGHTS ... Averaged 5.5 points, 2.1 rebounds and 2.1 assists in 58 games for the Bucks ... made 27 starts, with the Bucks going 12-15 in those games ... first start of the season coincided with Milwaukee's first road win of 2011-12, as he scored a season-high 18 points on 1/20 at New York ... for the season, scored in double figures 13 times and led the Bucks in steals seven times ... hit 18 consecutive free throws beginning on 1/13 at Dallas and ending on 2/3 at Detroit ... hit his first three-pointer of the season on 2/11 vs. Orlando ... played his 300th career game on 2/28 vs. Washington ... handed out a season-high seven assists on 4/25 vs. Philadelphia ... missed three games from 3/11-14 with a sprained left ankle.

PRO CAREER ... **2010-11:** Played in a career-high 73 games, averaging 6.6 points, 2.2 assists and 2.0 rebounds in 17.3 minutes ... scored in double figures 16 times, including one game of 20 points or more ... led the team in assists six times, steals 13 times and in blocks on nine occasions ... played in the season's first 73 games, marking the longest streak of consecutive games played in his career, before missing the final nine games with a bruised tailbone ... scored a season-high 22 points, making a season-high eight field goals and a season-high-tying six free throws, to go with six rebounds and five assists in a season-high 30 minutes on 2/12 at Atlanta ... tied a career high with seven defensive rebounds on 12/27 against Detroit ... **2009-10:** Played in 36 games for Oklahoma City and Washington, averaging 6.9 points, 3.6 assists and 2.2 rebounds in 22.1 minutes ... began the season with Oklahoma City, averaging 1.0 points, 2.0 rebounds and 1.4 assists in 10 games before being waived on 12/22 ... signed the first of two ten-day contracts with Washington on 2/26, before signing for the remainder of the season ... played in 26 games (18 starts) for the Wizards, averaging 9.2 points, 4.4 assists and 2.2 rebounds in 25.6 minutes ... started the final 18 games of the season, averaging 11.2 points, 4.9 assists and 2.8 rebounds in 30.7 minutes, while shooting .536 from the field ... scored in double figures in eight of the season's last nine games, averaging 15.8 points on .647 shooting and 6.4 assists in 36.8 minutes over that stretch ... scored a career-high 25 points on 4/9 at Boston, three days after tying his then-career-high of 21 points on 4/6 vs. Golden State ... **2008-09:** Appeared in 12 games (one start) with Miami and Oklahoma City, averaging 5.9 points, 2.3 rebounds and 1.7 assists in 19.3 minutes ... in eight games with Oklahoma City, averaged 7.8 points, 3.3 rebounds and 2.0 assists in 23.8 minutes ... scored 10 or more points three times, including a season-high 14 points on perfect 7-7 shooting from the floor on 4/11 at Milwaukee ... scored 10 points in 27 minutes in his Thunder debut on 4/3 vs. Portland ... also played in 11 games (10 starts) with the Tulsa 66ers of the NBA Development League, averaging 9.5 points, 6.0 assists and 3.5 rebounds in 29.4 minutes ... **2007-08:** Missed the entire season recovering from tears to the ACL, PCL, MCL and lateral meniscus in his left knee suffered against Charlotte on 2/26/07 ... **2006-07:** Appeared in 54 games (31 starts) for the Clippers, averaging 9.3 points, 5.1 assists, 3.4 rebounds and 1.1 steals in 29.8 minutes ... scored in double figures a career-high 26 times, including a pair of 20-point performances ... handed out double-figure assists three times and tallied two double-doubles ... registered a then-career-high 21 points and a career-best nine rebounds against Houston on 12/17 ... recorded his first career

20-point game on a career-high 10 field goals on 11/28 against Sacramento ... handed out a career-high 14 assists against Golden State on 2/24 ... missed the final 26 games of the season after suffering tears to the ACL, PCL, MCL and lateral meniscus, as well as a patella dislocation and a tibia/femoral dislocation, in his left knee against Charlotte on 2/26 ... **2005-06:** Appeared in 61 games (14 starts) for the Clippers, averaging 5.8 points, 4.5 assists and 3.0 rebounds in 25.0 minutes ... scored in double figures on nine occasions and handed out double-figure assists five times, tallying one double-double (12 points and 13 assists on 4/5 at Phoenix) ... blocked a career-high four shots against New Orleans on 3/1 ... missed the first 21 games of the season while on the inactive list with a lower back stress reaction ... **2004-05:** Appeared in 30 games (15 starts) as a rookie for the Clippers, averaging 7.4 points, 5.0 assists, 3.0 rebounds and 1.1 steals in 27.1 minutes ... named the Western Conference Rookie of the Month for April after averaging 11.0 points, 7.4 assists, 4.4 rebounds and 1.4 steals in 35.9 minutes in 10 games ... scored in double figures nine times and handed out double-figure assists on four occasions, posting one double-double ... scored a season-high 18 points on 4/9 vs. San Antonio ... scored 15 points and handed out 10 assists on 4/12 vs. Utah ... missed a total of 52 games due to injury, 39 with a dislocated right patella and 13 with torn cartilage in his right shoulder.

PLAYOFF HISTORY ... (**12 games, 0 starts**) ... **2006:** Appeared in 12 postseason contests for the Clippers, averaging 7.5 points, 4.8 assists and 4.7 rebounds in 27.7 minutes ... scored in double figures in four postseason contests and handed out double-figure assists once.

HIGH SCHOOL ... Led Peoria Central High (IL) to Class AA state titles in both 2003 and 2004 ... named Illinois Mr. Basketball as a senior in 2003-04 ... named to the 2004 McDonald's All-America Team ... named to the Parade Magazine All-America First Team ... named co-MVP of the EA Sports Roundball Classic with J.R. Smith ... averaged 18.1 points, 6.2 rebounds and 5.5 assists as a senior in 2003-04 ... as a junior in 2002-03, averaged 15.0 points, 6.5 rebounds and 4.0 assists ... spent his freshman and sophomore seasons at Peoria Richwoods High School, averaging 7.5 points, 4.1 rebounds and 3.3 assists as a sophomore and 2.6 points and 3.1 rebounds as a freshman.

CAREER TRANSACTIONS ... Selected by the Clippers with the fourth overall pick of the 2004 NBA Draft ... missed the final 26 games of the 2006-07 season and the entire 2007-08 season after suffering tears to the ACL, PCL, MCL and lateral meniscus in his left knee on Feb. 26, 2007 ... signed with the Heat as a free agent on Oct. 3, 2008 ... traded by Miami to Memphis in exchange for a 2012 second-round draft pick on Jan. 7, 2009 ... played in 11 games with the Tulsa 66ers of the NBA Development League in 2008-09, averaging 9.5 points, 6.0 assists and 3.5 rebounds per game ... signed with the Thunder as a free agent on March 31, 2009 ... waived by the Thunder on Dec. 22, 2009 ... signed with the Wizards as a free agent on Feb. 26, 2010 ... signed with the Bobcats as a free agent on July 20, 2010 ... traded to Milwaukee along with Stephen Jackson and the 19th pick in the 2011 NBA Draft in exchange for Corey Maggette in a three-team deal involving Charlotte and Sacramento on June 23, 2011.

PERSONAL ... Full name is Shaun Patrick Livingston ... nickname is "Sdot" ... parents are Reggie Livingston and Ann Wyman ... has two sisters, Sarah Aupperle-Livingston and Blair Wyman ... uncle Jon Baer played professional basketball in Germany ... established the Shaun Livingston Foundation in 2007 ... the motto of his foundation is "Change Their Lives By Changing Their Environment" and the goal of the foundation is to create life-changing environments to help America's youth develop into strong, focused individuals with a mindset to attain the highest level of personal success ... owns a movie production and distribution company (Rock Capital Film Entertainment) ... did not play any sports other than basketball in high school ... while playing high school basketball he tried to pattern his game after Magic Johnson and Penny Hardaway ... likes to go bowling, shoot pool or play chess, dominos or board games in his free time.

NBA REGULAR SEASON STATISTICS

Season	G-GS	MIN	FG-A	PCT	3FG-A	PCT	FT-A	PCT	OR-DR-TR	AST	STL	TO	BLK	PTS	RPG	APG	PPG
04-05 LAC	30-15	814	89-215	.414	0-2	.000	44-59	.746	22-67-89	151	32	75	11	222	3.0	5.0	7.4
05-06 LAC	61-14	1525	149-349	.427	1-8	.125	53-77	.688	41-142-183	273	46	111	32	352	3.0	4.5	5.8
06-07 LAC	54-31	1611	208-449	.463	5-16	.313	82-116	.707	56-128-184	274	59	108	29	503	3.4	5.1	9.3
08-09 MIA/OK	12-1	231	31-60	.517	0-0	---	9-10	.900	3-25-28	20	7	9	2	71	2.3	1.7	5.9
09-10 OK/WAS	36-18	796	104-201	.517	0-6	.000	42-48	.875	16-62-78	129	17	58	11	250	2.2	3.6	6.9
10-11 CHA	73-0	1261	185-397	.466	1-4	.250	108-125	.864	29-120-149	164	47	88	29	479	2.0	2.2	6.6
11-12 MIL	58-27	1092	127-271	.469	2-3	.667	62-79	.785	39-84-123	122	27	66	20	318	2.1	2.1	5.5
TOTALS	324-106	7330	893-1942	.460	9-39	.231	400-514	.778	206-628-834	1133	235	515	134	2195	2.6	3.5	6.8

D-LEAGUE REGULAR SEASON STATISTICS

Season	G-GS	MIN	FG-A	PCT	3FG-A	PCT	FT-A	PCT	OR-DR-TR	AST	STL	TO	BLK	PTS	RPG	APG	PPG
08-09 TUL	11-10	323	44-109	.404	0-5	.000	14-17	.824	6-33-39	66	7	32	6	102	3.5	6.0	9.3
TOTALS	11-10	323	44-109	.404	0-5	.000	14-17	.824	6-33-39	66	7	32	6	102	3.5	6.0	9.3

NBA POSTSEASON STATISTICS

Season	G-GS	MIN	FG-A	PCT	3FG-A	PCT	FT-A	PCT	OR-DR-TR	AST	STL	TO	BLK	PTS	RPG	APG	PPG
2006 LAC	12-0	332	36-76	.474	1-11	.000	17-21	.810	16-40-56	57	7	23	6	90	4.7	4.8	7.5
TOTALS	12-0	332	36-76	.474	1-11	.000	17-21	.810	16-40-56	57	7	23	6	90	4.7	4.8	7.5


NBA CAREER HIGHS

MIN	FGM	FGA	3FGM	FTM	FTA	REBS	ASTS	STLS	BS	PTS
46	10	17	2	8 (2)	9 (5)	9	14	6	4	25
4/9/05	11/28/06	2/7/07	11/1/06	2/19/12	2/19/12	12/17/06	2/24/07	4/5/05	3/1/06	4/9/10
vs SA	at SAC	at CLE	at PHX	at NJN	at NJN	vs HOU	vs GS	at CHA	vs NO	at BOS

Game by Game statistics for Livingston, S. 09 AAD - Season

DATE	VISITOR	HOME	GP-GS	MIN	3-POINT				REBOUNDS				TOT/AVG	AST	PF-DQ	STL	TO	BLK	PTS/AVG
					FGM-FGA	FG%	FGM-FGA	FG%	FTM-FTA	FT%	OFF	DEF							
12/26/2011	Bucks	Bobcats	1-0	34:44	6-10	0.600	0-0	0.000	2-3	0.667	2	2	4/ 4.0	6	2-0	1	2	0	14/ 14.0
12/27/2011	Timberwolves	Bucks	1-0	24:20	2-6	0.333	0-0	0.000	0-0	0.000	0	0	0/ 2.0	2	2-0	0	2	1	4/ 9.0
12/30/2011	Wizards	Bucks	1-0	16:25	2-3	0.667	0-0	0.000	0-1	0.000	1	0	1/ 1.7	4	1-0	0	2	1	4/ 7.3
01/02/2012	Bucks	Nuggets	1-0	15:51	1-4	0.250	0-0	0.000	0-0	0.000	0	1	1/ 1.5	1	2-0	0	0	0	2/ 6.0
01/03/2012	Bucks	Jazz	1-0	23:16	3-7	0.429	0-0	0.000	3-3	1.000	2	1	3/ 1.8	1	2-0	1	1	0	9/ 6.6
01/05/2012	Bucks	Kings	1-0	29:55	3-5	0.600	0-0	0.000	0-0	0.000	0	3	3/ 2.0	3	1-0	2	1	0	6/ 6.5
01/07/2012	Bucks	Clippers	1-0	25:13	3-7	0.429	0-0	0.000	3-4	0.750	0	2	2/ 2.0	3	4-0	0	2	0	9/ 6.9
01/08/2012	Bucks	Suns	1-0	28:27	6-9	0.667	0-0	0.000	0-0	0.000	2	1	3/ 2.1	4	1-0	2	0	0	12/ 7.5
01/10/2012	Spurs	Bucks	1-0	14:12	0-2	0.000	0-0	0.000	0-0	0.000	0	1	1/ 2.0	3	1-0	2	0	0	0/ 6.7
01/12/2012	Pistons	Bucks	1-0	13:15	1-2	0.500	0-0	0.000	0-0	0.000	1	1	2/ 2.0	4	0-0	0	0	0	2/ 6.2
01/13/2012	Bucks	Mavericks	1-0	32:41	6-8	0.750	0-0	0.000	3-4	0.750	0	0	0/ 1.8	1	1-0	1	0	0	15/ 7.0
01/16/2012	Bucks	76ers	1-0	06:22	0-0	0.000	0-0	0.000	0-0	0.000	0	1	1/ 1.8	0	1-0	1	0	0	0/ 6.4
01/17/2012	Bucks	Nuggets	1-0	19:36	4-6	0.667	0-0	0.000	0-0	0.000	0	1	1/ 1.7	1	2-0	0	1	1	8/ 6.5
01/20/2012	Bucks	Knicks	1-1	33:45	7-10	0.700	0-0	0.000	4-4	1.000	2	3	5/ 1.9	3	1-0	1	1	0	18/ 7.4
01/22/2012	Bucks	Heat	1-1	39:27	3-7	0.429	0-0	0.000	4-4	1.000	3	2	5/ 2.1	5	3-0	2	3	0	10/ 7.5
01/23/2012	Hawks	Bucks	1-1	16:48	4-7	0.571	0-0	0.000	0-0	0.000	0	2	2/ 2.1	1	2-0	0	3	0	8/ 7.6
01/25/2012	Bucks	Rockets	1-1	18:16	3-6	0.500	0-1	0.000	0-0	0.000	0	0	0/ 2.0	2	2-0	0	1	0	6/ 7.5
01/27/2012	Bucks	Bulls	1-1	21:27	3-5	0.600	0-0	0.000	0-0	0.000	2	2	4/ 2.1	2	0-0	1	0	0	6/ 7.4
01/28/2012	Lakers	Bucks	1-1	30:54	4-9	0.444	0-0	0.000	3-3	1.000	0	2	2/ 2.1	1	1-0	2	0	0	11/ 7.6
01/30/2012	Pistons	Bucks	1-1	24:38	2-5	0.400	0-0	0.000	3-3	1.000	0	2	2/ 2.1	0	2-0	1	0	0	7/ 7.6
02/01/2012	Heat	Bucks	1-1	23:04	2-8	0.250	0-0	0.000	2-2	1.000	1	0	1/ 2.0	5	3-0	0	1	2	6/ 7.5
02/03/2012	Bucks	Pistons	1-1	25:17	4-6	0.667	0-0	0.000	6-7	0.857	1	3	4/ 2.1	1	3-0	0	1	0	14/ 7.8
02/04/2012	Bulls	Bucks	1-1	27:02	3-6	0.500	0-0	0.000	0-0	0.000	2	5	7/ 2.3	1	0-0	1	3	1	6/ 7.7
02/07/2012	Suns	Bucks	1-1	11:05	4-6	0.667	0-0	0.000	1-2	0.500	0	2	2/ 2.3	2	2-0	0	1	0	9/ 7.8
02/08/2012	Bucks	Raptors	1-1	15:20	2-4	0.500	0-0	0.000	0-0	0.000	0	0	0/ 2.2	2	3-0	0	3	1	4/ 7.6
02/10/2012	Bucks	Cavaliers	1-1	26:11	6-11	0.545	0-0	0.000	1-1	1.000	1	2	3/ 2.3	1	0-0	0	4	1	13/ 7.8
02/11/2012	Magic	Bucks	1-1	16:05	1-6	0.167	1-1	1.000	0-0	0.000	3	1	4/ 2.3	0	2-0	1	0	2	3/ 7.6
02/13/2012	Heat	Bucks	1-1	19:05	1-4	0.250	0-0	0.000	0-0	0.000	0	1	1/ 2.3	3	2-0	2	1	0	2/ 7.4
02/15/2012	Hornets	Bucks	1-1	20:49	2-2	1.000	0-0	0.000	0-0	0.000	1	0	1/ 2.2	1	2-0	0	2	1	4/ 7.3
02/17/2012	Bucks	Magic	1-1	28:48	5-13	0.385	1-1	1.000	3-4	0.750	1	2	3/ 2.3	3	1-0	2	1	0	14/ 7.5
02/19/2012	Bucks	Nets	1-1	34:08	1-9	0.111	0-0	0.000	8-9	0.889	1	2	3/ 2.3	6	4-0	0	1	1	10/ 7.6
02/20/2012	Magic	Bucks	1-1	22:21	1-7	0.143	0-0	0.000	2-2	1.000	1	0	1/ 2.3	1	0-0	0	2	1	4/ 7.5
02/22/2012	Bucks	Bulls	1-1	26:12	4-9	0.444	0-0	0.000	4-4	1.000	1	2	3/ 2.3	4	0-0	1	2	1	12/ 7.6
02/28/2012	Wizards	Bucks	1-1	17:08	3-4	0.750	0-0	0.000	0-0	0.000	0	0	0/ 2.2	0	2-0	0	2	0	6/ 7.6
02/29/2012	Bucks	Celtics	1-1	17:13	2-4	0.500	0-0	0.000	0-1	0.000	0	1	1/ 2.2	2	1-0	0	0	1	4/ 7.5
03/02/2012	Bucks	Hawks	1-1	24:20	1-4	0.250	0-0	0.000	3-4	0.750	0	0	0/ 2.1	3	3-0	0	4	0	5/ 7.4
03/03/2012	Bucks	Magic	0-0	00:00	0-0	0.000	0-0	0.000	0-0	0.000	0	0	0/ 0.0	0	0-0	0	0	0	0/ 0.0
03/05/2012	76ers	Bucks	1-0	14:59	1-3	0.333	0-0	0.000	0-0	0.000	1	1	2/ 2.1	2	1-0	0	1	0	2/ 7.3
03/07/2012	Bulls	Bucks	1-0	09:31	1-2	0.500	0-0	0.000	1-2	0.500	0	1	1/ 2.1	1	1-0	0	0	0	3/ 7.2
03/09/2012	Knicks	Bucks	1-0	10:51	0-2	0.000	0-0	0.000	0-0	0.000	0	0	0/ 2.0	2	0-0	0	0	0	0/ 7.0
03/11/2012	Bucks	Raptors	0-0	00:00	0-0	0.000	0-0	0.000	0-0	0.000	0	0	0/ 0.0	0	0-0	0	0	0	0/ 0.0
03/12/2012	Bucks	Nets	0-0	00:00	0-0	0.000	0-0	0.000	0-0	0.000	0	0	0/ 0.0	0	0-0	0	0	0	0/ 0.0
03/14/2012	Cavaliers	Bucks	0-0	00:00	0-0	0.000	0-0	0.000	0-0	0.000	0	0	0/ 0.0	0	0-0	0	0	0	0/ 0.0
03/16/2012	Bucks	Warriors	0-0	00:00	0-0	0.000	0-0	0.000	0-0	0.000	0	0	0/ 0.0	0	0-0	0	0	0	0/ 0.0
03/20/2012	Bucks	Blazers	1-0	03:40	0-0	0.000	0-0	0.000	0-0	0.000	1	1	2/ 2.0	2	0-0	0	0	0	0/ 6.8
03/22/2012	Celtics	Bucks	1-0	01:33	0-0	0.000	0-0	0.000	0-0	0.000	0	0	0/ 2.0	0	0-0	0	0	0	0/ 6.6
03/23/2012	Bucks	Bobcats	1-0	04:53	1-1	1.000	0-0	0.000	0-0	0.000	0	1	1/ 2.0	3	1-0	0	0	0	2/ 6.5
03/24/2012	Pacers	Bucks	1-0	15:21	1-2	0.500	0-0	0.000	1-2	0.500	0	3	3/ 2.0	5	1-0	0	2	0	3/ 6.4
03/26/2012	Bucks	Knicks	1-0	08:59	1-2	0.500	0-0	0.000	0-0	0.000	0	1	1/ 2.0	0	2-0	0	1	0	2/ 6.3
03/27/2012	Hawks	Bucks	0-0	00:00	0-0	0.000	0-0	0.000	0-0	0.000	0	0	0/ 0.0	0	0-0	0	0	0	0/ 0.0
03/30/2012	Bucks	Cavaliers	1-0	10:23	1-2	0.500	0-0	0.000	0-0	0.000	0	2	2/ 2.0	1	0-0	0	1	0	2/ 6.2
03/31/2012	Grizzlies	Bucks	1-0	07:22	0-0	0.000	0-0	0.000	0-0	0.000	1	1	2/ 2.0	1	1-0	0	2	0	0/ 6.1
04/02/2012	Bucks	Wizards	1-0	23:33	5-6	0.833	0-0	0.000	0-0	0.000	2	2	4/ 2.0	2	1-0	1	2	0	10/ 6.2
04/04/2012	Cavaliers	Bucks	1-0	06:19	0-1	0.000	0-0	0.000	0-0	0.000	0	0	0/ 2.0	1	1-0	0	0	0	0/ 6.1
04/06/2012	Bobcats	Bucks	1-1	20:14	2-5	0.400	0-0	0.000	0-0	0.000	2	3	5/ 2.0	6	3-0	0	0	1	4/ 6.0
04/07/2012	Blazers	Bucks	1-0	02:16	0-0	0.000	0-0	0.000	0-0	0.000	0	1	1/ 2.0	1	1-0	0	0	0	0/ 5.9
04/09/2012	Thunder	Bucks	1-0	12:39	2-3	0.667	0-0	0.000	0-0	0.000	1	1	2/ 2.0	1	1-0	0	1	0	4/ 5.9
04/11/2012	Knicks	Bucks	1-0	00:23	0-0	0.000	0-0	0.000	0-0	0.000	0	0	0/ 2.0	0	0-0	0	0	0	0/ 5.8
04/13/2012	Bucks	Pistons	1-0	01:25	0-0	0.000	0-0	0.000	0-0	0.000	0	0	0/ 1.9	0	0-0	0	0	0	0/ 5.6
04/14/2012	Pacers	Bucks	0-0	00:00	0-0	0.000	0-0	0.000	0-0	0.000	0	0	0/ 0.0	0	0-0	0	0	0	0/ 0.0
04/18/2012	Bucks	Wizards	1-0	10:52	0-1	0.000	0-0	0.000	1-2	0.500	1	3	4/ 2.0	1	1-0	0	0	0	1/ 5.6
04/19/2012	Bucks	Pacers	0-0	00:00	0-0	0.000	0-0	0.000	0-0	0.000	0	0	0/ 0.0	0	0-0	0	0	0	0/ 0.0
04/21/2012	Nets	Bucks	1-0	16:57	4-5	0.800	0-0	0.000	4-6	0.667	0	2	2/ 2.0	1	1-0	0	1	0	12/ 5.7
04/23/2012	Raptors	Bucks	1-1	20:58	1-3	0.333	0-0	0.000	0-0	0.000	1	2	3/ 2.0	0	2-0	0	1	2	2/ 5.6
04/25/2012	76ers	Bucks	1-1	33:27	1-6	0.167	0-0	0.000	0-0	0.000	0	6	6/ 2.1	7	2-0	1	3	2	2/ 5.5
04/26/2012	Bucks	Celtics	1-1	31:25	1-6	0.167	0-0	0.000	0-2	0.000	1	5	6/ 2.1	3	0-0	1	4	0	2/ 5.5
Player Total			58-27	1091:41	127-271	0.469	2-3	0.667	62-79	0.785	39	84	123/ 2.1	122	79-0	27	66	20	318/ 5.5

NO	PLAYER	----- SINGLE GAME HIGHS -----							----- AVERAGE PER GAME -----							----- AVERAGE PER 48 MIN -----						
		MIN	REB	AST	STL	TO	BLK	PTS	MIN	REB	AST	STL	TO	BLK	PTS	REB	AST	STL	TO	BLK	PTS	
9	Livingston, S.	39:27	7	7	2	4	2	18	18:49	2.1	2.1	0.5	1.1	0.3	5.5	5.4	5.4	1.2	2.9	0.9	14.0	



LUC RICHARD MBAH A MOUTE 12

POSITION: Forward
HEIGHT: 6-8
WEIGHT: 230
BIRTHDATE: 9/9/86
COLLEGE: UCLA
HIGH SCHOOL: Monteverde Academy (FL)
YEARS PRO: The 2011-12 season was his 4th in the NBA
DRAFTED: By the Milwaukee Bucks in the 2nd round of the 2008 NBA Draft (37th overall)

2011-12 SEASON HIGHLIGHTS ... Appeared in 43 games for the Bucks (22 starts) ... averaged career highs in scoring (7.7 ppg) and field goal percentage (.510), along with 5.3 rebounds and 0.7 assists per game ... missed 20 games due to injury (19 due to tendonitis and soreness in his right knee and one due to left shoulder pain) ... averaged 8.1 points and 5.5 rebounds as a starter, with Milwaukee going 12-10 in those games ... scored in double figures 10 times and topped 20 points twice (the Bucks were 9-1 when Mbah a Moute tallied 10+ points) ... had three double-doubles ... swiped a season-high four steals at Atlanta on 3/2 ... tallied a career-high 22 points to go with a season-high 17 rebounds on 3/16 at Golden State.

PRO CAREER ... **2010-11:** Appeared in 79 games (52 starts) and averaged 6.7 points and 5.3 rebounds in 26.5 minutes per game ... recorded a career-high 19 rebounds along with 15 points on 6-12 from the field and a season-high five assists in 41 minutes at Golden State on 2/3 ... tallied a season-high 19 points on 8-13 shooting, seven rebounds and two steals against Boston on 3/6 ... matched his season-high with 19 points, including a career-high 13 free throws, as well as eight rebounds, three steals and a career-high-tying three blocks against New York on 3/20 ... tied his career-high with five steals and added 14 points, 12 rebounds and three assists against Philadelphia on 3/12 ... swiped four steals against Chicago on 2/26 ... recorded 10 points and 15 rebounds at Indiana on 11/5 ... tallied 10 points and 14 rebounds in 29 minutes against Toronto on 2/8 ... recorded 14 points, 12 rebounds and three steals at Miami on 4/6 ... recorded a career-high eight double-doubles and 25 games with double-digit scoring ... led the Bucks in rebounding 11 times, steals 17 times and blocks six times ... from 3/16 through 3/28, recorded a career-high seven consecutive games with double-digit scoring ... played in his 200th career game on 1/31 at the Los Angeles Clippers ... missed one game on 10/27 with a right ankle injury and two games from 3/1-3/4 with flu-like symptoms and a stomach virus ... **2009-10:** Appeared in 73 games (62 starts) in his second season in the NBA ... averaged 6.2 points and 5.5 rebounds with a career-best 48.0 field goal percentage (previous 46.2) ... led the team in rebounding nine times, steals 13 times and blocks 10 times ... produced four double-doubles and 17 games in double-digit scoring ... grabbed a season-best 12 rebounds with eight points on 11/14 against Golden State ... recorded 16 points with four rebounds, two steals and a block against Toronto on 12/9 ... scored 14 points on 5-5 field goals against Sacramento on 12/19 ... registered 15 points with eight rebounds on 1/18 at Houston ... tallied 16 points with six rebounds, two steals and two blocks at New York on 2/5 ... scored a season-best 18 points with 11 boards on 2/6 against Indiana ... equaled his season-high in rebounds with 12 and eight points (4-4 FGs) on 2/10 at New Jersey ... matched his season-high with 18 points while adding eight rebounds against Houston on 2/17 ... registered a double-double with 11 points and 11 rebounds at New York on 2/22 ... had a double-double with 10 points and 10 rebounds on 2/24 against New Orleans ... notched a double-double with 10 points and 11 boards on 3/6 against Cleveland ... tallied 13 points with nine rebounds at Philadelphia on 4/9 ... missed nine games from 11-18/12/2 due to a left foot sprain ... on the Inactive List for seven games ... **2008-09:** Appeared in all 82 games (52 starts) as a rookie and averaged 25.8 minutes ... ranked 16th among rookies with 7.2 points, fifth with 5.9 rebounds, fourth with 1.1 steals and 10th with 25.8 minutes ... led the team in blocks 27 times, steals a team-high 23 times, rebounds 14 times and scored in double figures 25 times ... had 10 games of 10+ rebounds and four double-doubles ... made his professional debut on 10/28 at Chicago and finished with six points, two rebounds, two steals, one assist and one block ... netted 17 points on 8-10 shooting to go along with six boards 11/5 against Washington ... scored 19 points to go along with 17 rebounds on 11/14 at Memphis ... swiped four steals at L.A. Lakers on 12/7 ... scored 16 points and grabbed nine rebounds at New York on 12/19 ... recorded 16 points on 6-8 shooting with six boards and a career-high three blocks at Sacramento on 1/16 ... snagged four steals at Indiana on 1/28 ... scored eight points and added 11 rebounds against Indiana on 2/11 ... tallied a career-high 21 points (7-8 FGs) while adding 11 rebounds at

Chicago on 3/6 ... scored 10 points to go along with four rebounds, three steals and two assists on 4/11 against Oklahoma City ... closed out the season with 19 points, 11 rebounds, three assists and a steal at Indiana on 4/15.

PLAYOFF HISTORY ... (**7 games, 7 starts**) ... **2010:** Averaged 9.1 points and 5.6 rebounds while shooting 52.0 percent from the floor ... averaged 25.4 minutes while starting all seven of Milwaukee's playoff games against Atlanta ... scored 12 points to go with five rebounds on 4/24 against Atlanta ... tallied 13 points with six rebounds on 5/2 at Atlanta.

COLLEGE ... **2007-08:** Earned Honorable Mention All-Pac-10 and Honorable Mention All-Defensive Team honors ... Averaged 8.8 points and 6.0 rebounds (tied for 11th in the Pac-10) during his junior season at UCLA ... missed six games due to a variety of injuries ... scored in double figures 12 times ... posted seven double-doubles ... registered a season-high 21 points on 7-10 shooting and grabbed eight rebounds vs. Davidson ... tallied 12 points and a season-high 13 rebounds at Michigan ... recorded 10 points and 11 rebounds vs. Stanford and 12 points and 10 rebounds vs. Cal in back-to-back games ... led team with 14 points and seven rebounds vs. Texas ... tallied 13 points, 13 rebounds and a season-high three steals vs. Xavier in the Regional Finals of the NCAA Tournament ... notched a double-double of 12 points and 13 rebounds vs. Memphis in the Final Four ... **2006-07:** Averaged 8.2 points and a team-high 7.4 rebounds (ranked seventh in the Pac-10) during his sophomore season ... also ranked third in the league in steals (1.7 spg) ... started all 35 games he played, missing just one contest due to a sprained right knee ... scored in double figures 13 times and registered four double-doubles ... opened the season by scoring a career-high 24 points and grabbing 11 rebounds vs. BYU ... shot 8-12 from the field on his way to 18 points vs. Kentucky in the Maui Invitational ... tallied 15 points, 12 rebounds, four blocks and four steals vs. Oregon ... pulled down a career-high 14 rebounds vs. Arizona State ... grabbed a team-high 12 rebounds vs. Indiana in the second round of the NCAA Tournament ... **2005-06:** Averaged 9.1 points and 8.2 rebounds ... started 38 of 39 games ... posted eight double-doubles ... recorded 15 points and 10 rebounds at Oregon and registered 14 points and 10 rebounds in the re-match ... tallied 12 points and 9 rebounds at Stanford ... pulled down a season-high-tying 13 rebounds vs. West Virginia ... scored a season-high 17 points, grabbed eight rebounds and dished out a career-high six assists vs. in the first round of the NCAA Tournament ... posted a double-double of 14 points and 10 rebounds vs. Gonzaga in the Sweet 16 ... matched his season-high of 17 points vs. LSU in the Final Four ... shared the team lead with 10 rebounds in the National Championship game vs. Florida.

INTERNATIONAL CAREER ... Currently a member of Cameroon's national team and participated in the 2007 FIBA Africa Championship where they won the silver medal, falling to Angola in the gold medal game ... Cameroon finished the tournament 5-1.

CAREER TRANSACTIONS ... Drafted by the Milwaukee Bucks in the second round (37th overall) of the 2008 NBA Draft ... signed with the Bucks on 7/9/08 ... Bucks matched Denver offer sheet and re-signed him to a multi-year contract on 12/13/11.

PERSONAL ... Born in Yaounde, Cameroon ... is the prince in his village of Bafia (Bia Messe) in Cameroon ... last name is pronounced "bah ah moo-tay" ... has five brothers and three sisters ... likes to eat chicken, pasta and fruit before games ... his favorite NBA city is Milwaukee ... working on starting a foundation aimed at fighting poverty and giving educational opportunities to children in Africa ... traveled to Senegal in August 2010, along with then-assistant coach Kelvin Sampson, to assist with the NBA's Basketball Without Borders camp ... was a camper at Basketball Without Borders in 2003 ... when he's not playing basketball, he enjoys watching TV, playing video games and talking to friends and family from back home ... says he's learning how to play the guitar ... lists his father, Mr. Camille Moute a Bidias, as the person he most admires ... in addition to basketball, he also enjoys watching soccer, football and tennis ... would one day like to meet Nelson Mandela ... if he had to pick his own NBA team colors, he would pick green, red and yellow ... is on Twitter as @Mbahamoute.

NBA REGULAR SEASON STATISTICS

Season	G-GS	MIN	FG-A	PCT	3FG-A	PCT	FT-A	PCT	OR-DR	TR	AST	STL	TO	BLK	PTS	RPG	APG	PPG
08-09 MIL	82-52	2114	227-491	.462	0-4	.000	140-192	.729	189-298	487	87	87	100	45	594	5.9	1.1	7.2
09-10 MIL	73-62	1866	177-369	.480	6-17	.353	93-133	.699	171-229	400	81	60	70	39	453	5.5	1.1	6.2
10-11 MIL	79-52	2093	198-428	.463	0-7	.000	133-188	.707	169-251	420	68	72	77	28	529	5.3	0.9	6.7
11-12 MIL	43-22	1009	133-261	.510	1-4	.250	66-103	.641	77-150	227	29	40	39	22	333	5.3	0.7	7.7
TOTALS	277-188	7082	735-1549	.474	7-32	.219	432-616	.701	606-928	1534	265	259	286	134	1909	5.5	1.0	6.9

NBA POSTSEASON STATISTICS

Season	G-GS	MIN	FG-A	PCT	3FG-A	PCT	FT-A	PCT	OR-DR	TR	AST	STL	TO	BLK	PTS	RPG	APG	PPG
2010 MIL	7-7	178	26-50	.520	0-2	.000	12-20	.600	14-25	39	5	2	7	0	64	5.6	0.7	9.1
TOTALS	7-7	178	26-50	.520	0-2	.000	12-20	.600	14-25	39	5	2	7	0	64	5.6	0.7	9.1

NBA CAREER HIGHS

MIN	FGM	FGA	3FGM	FTM	FTA	REBS	ASTS	STLS	BS	PTS
47	10	16 (2)	1 (7)	13	13	19	5	5 (2)	3 (2)	22
11/27/10 vs CHA	3/16/12 at GSW	11/15/08 vs BOS	4/19/12 at IND	3/20/11 vs NY	3/20/11 vs NY	2/3/11 at GS	2/3/11 at GS	3/12/11 vs PHI	3/20/11 vs NY	3/16/12 at GSW

Game by Game statistics for Mbah a Moute 12 31381 - Season

DATE	VISITOR	HOME	GP-GS	MIN	3-POINT				REBOUNDS				TOT/AVG	AST	PF-DQ	STL	TO	BLK	PTS/AVG
					FGM-FGA	FG%	FGM-FGA	FG%	FTM-FTA	FT%	OFF	DEF							
12/26/2011	Bucks	Bobcats	0-0	00:00	0-0	0.000	0-0	0.000	0-0	0.000	0	0	0/ 0.0	0	0-0	0	0	0	0/ 0.0
12/27/2011	Timberwolves	Bucks	0-0	00:00	0-0	0.000	0-0	0.000	0-0	0.000	0	0	0/ 0.0	0	0-0	0	0	0	0/ 0.0
12/30/2011	Wizards	Bucks	0-0	00:00	0-0	0.000	0-0	0.000	0-0	0.000	0	0	0/ 0.0	0	0-0	0	0	0	0/ 0.0
01/02/2012	Bucks	Nuggets	1-0	21:28	3-6	0.500	0-0	0.000	0-0	0.000	1	5	6/ 6.0	0	4-0	1	0	2	6/ 6.0
01/03/2012	Bucks	Jazz	1-0	12:30	1-5	0.200	0-0	0.000	0-0	0.000	0	2	2/ 4.0	0	0-0	0	2	0	2/ 4.0
01/05/2012	Bucks	Kings	0-0	00:00	0-0	0.000	0-0	0.000	0-0	0.000	0	0	0/ 0.0	0	0-0	0	0	0	0/ 0.0
01/07/2012	Bucks	Clippers	0-0	00:00	0-0	0.000	0-0	0.000	0-0	0.000	0	0	0/ 0.0	0	0-0	0	0	0	0/ 0.0
01/08/2012	Bucks	Suns	0-0	00:00	0-0	0.000	0-0	0.000	0-0	0.000	0	0	0/ 0.0	0	0-0	0	0	0	0/ 0.0
01/10/2012	Spurs	Bucks	0-0	00:00	0-0	0.000	0-0	0.000	0-0	0.000	0	0	0/ 0.0	0	0-0	0	0	0	0/ 0.0
01/12/2012	Pistons	Bucks	0-0	00:00	0-0	0.000	0-0	0.000	0-0	0.000	0	0	0/ 0.0	0	0-0	0	0	0	0/ 0.0
01/13/2012	Bucks	Mavericks	0-0	00:00	0-0	0.000	0-0	0.000	0-0	0.000	0	0	0/ 0.0	0	0-0	0	0	0	0/ 0.0
01/16/2012	Bucks	76ers	0-0	00:00	0-0	0.000	0-0	0.000	0-0	0.000	0	0	0/ 0.0	0	0-0	0	0	0	0/ 0.0
01/17/2012	Nuggets	Bucks	0-0	00:00	0-0	0.000	0-0	0.000	0-0	0.000	0	0	0/ 0.0	0	0-0	0	0	0	0/ 0.0
01/20/2012	Bucks	Knicks	1-0	24:26	2-6	0.333	0-0	0.000	2-2	1.000	2	5	7/ 5.0	0	4-0	2	3	0	6/ 4.7
01/22/2012	Bucks	Heat	1-0	27:52	1-1	1.000	0-0	0.000	2-2	1.000	1	4	5/ 5.0	0	3-0	0	1	2	4/ 4.5
01/23/2012	Hawks	Bucks	1-1	20:17	4-9	0.444	0-0	0.000	0-0	0.000	1	3	4/ 4.8	0	1-0	0	0	0	8/ 5.2
01/25/2012	Bucks	Rockets	1-1	17:12	1-3	0.333	0-0	0.000	0-0	0.000	1	3	4/ 4.7	1	2-0	1	1	0	2/ 4.7
01/27/2012	Bucks	Bulls	1-1	11:42	2-5	0.400	0-0	0.000	0-0	0.000	0	0	0/ 4.0	0	1-0	0	1	0	4/ 4.6
01/28/2012	Lakers	Bucks	1-1	37:54	2-5	0.400	0-1	0.000	6-6	1.000	2	4	6/ 4.3	3	2-0	1	1	2	10/ 5.3
01/30/2012	Pistons	Bucks	1-1	27:38	0-5	0.000	0-0	0.000	2-2	1.000	1	3	4/ 4.2	2	1-0	1	1	0	2/ 4.9
02/01/2012	Heat	Bucks	1-1	33:09	6-7	0.857	0-0	0.000	1-4	0.250	1	7	8/ 4.6	0	0-0	0	0	0	13/ 5.7
02/03/2012	Bucks	Pistons	1-1	24:12	3-6	0.500	0-0	0.000	1-2	0.500	1	4	5/ 4.6	0	3-0	1	0	0	7/ 5.8
02/04/2012	Bulls	Bucks	1-1	21:50	2-6	0.333	0-0	0.000	1-2	0.500	1	3	4/ 4.6	0	1-0	0	1	2	5/ 5.8
02/07/2012	Suns	Bucks	1-1	15:12	2-4	0.500	0-0	0.000	3-3	1.000	2	1	3/ 4.5	0	0-0	2	1	0	7/ 5.8
02/08/2012	Bucks	Raptors	1-1	26:21	2-4	0.500	0-0	0.000	6-6	1.000	3	3	6/ 4.6	1	1-0	2	0	1	10/ 6.1
02/10/2012	Bucks	Cavaliers	1-1	24:36	2-4	0.500	0-1	0.000	3-3	1.000	2	4	6/ 4.7	1	6-1	1	1	2	7/ 6.2
02/11/2012	Magic	Bucks	1-1	15:29	2-7	0.286	0-0	0.000	2-2	1.000	0	1	1/ 4.4	0	2-0	0	1	0	6/ 6.2
02/13/2012	Heat	Bucks	1-1	25:30	4-8	0.500	0-0	0.000	1-2	0.500	2	5	7/ 4.6	1	4-0	1	0	1	9/ 6.4
02/15/2012	Hornets	Bucks	1-1	16:54	1-3	0.333	0-0	0.000	0-0	0.000	1	2	3/ 4.5	0	1-0	0	1	1	2/ 6.1
02/17/2012	Bucks	Magic	0-0	00:00	0-0	0.000	0-0	0.000	0-0	0.000	0	0	0/ 0.0	0	0-0	0	0	0	0/ 0.0
02/19/2012	Bucks	Nets	1-0	28:40	5-9	0.556	0-0	0.000	2-4	0.500	2	6	8/ 4.7	0	1-0	2	4	0	12/ 6.4
02/20/2012	Magic	Bucks	1-0	07:41	0-2	0.000	0-0	0.000	0-0	0.000	0	0	0/ 4.4	0	3-0	0	0	0	0/ 6.1
02/22/2012	Bucks	Bulls	1-0	20:42	3-5	0.600	0-0	0.000	3-4	0.750	2	2	4/ 4.4	0	3-0	0	0	2	9/ 6.2
02/28/2012	Wizards	Bucks	1-0	22:46	4-6	0.667	0-0	0.000	5-7	0.714	4	2	6/ 4.5	0	4-0	1	0	0	13/ 6.5
02/29/2012	Bucks	Celtics	0-0	00:00	0-0	0.000	0-0	0.000	0-0	0.000	0	0	0/ 0.0	0	0-0	0	0	0	0/ 0.0
03/02/2012	Bucks	Hawks	1-0	23:22	2-6	0.333	0-0	0.000	3-4	0.750	2	3	5/ 4.5	0	3-0	4	2	0	7/ 6.6
03/03/2012	Bucks	Magic	1-0	24:16	3-5	0.600	0-0	0.000	2-5	0.400	2	4	6/ 4.6	2	1-0	1	1	0	8/ 6.6
03/05/2012	76ers	Bucks	0-0	00:00	0-0	0.000	0-0	0.000	0-0	0.000	0	0	0/ 0.0	0	0-0	0	0	0	0/ 0.0
03/07/2012	Bulls	Bucks	0-0	00:00	0-0	0.000	0-0	0.000	0-0	0.000	0	0	0/ 0.0	0	0-0	0	0	0	0/ 0.0
03/09/2012	Knicks	Bucks	1-0	07:39	1-5	0.200	0-0	0.000	0-0	0.000	2	1	3/ 4.5	0	1-0	0	0	1	2/ 6.4
03/11/2012	Bucks	Raptors	0-0	00:00	0-0	0.000	0-0	0.000	0-0	0.000	0	0	0/ 0.0	0	0-0	0	0	0	0/ 0.0
03/12/2012	Bucks	Nets	0-0	00:00	0-0	0.000	0-0	0.000	0-0	0.000	0	0	0/ 0.0	0	0-0	0	0	0	0/ 0.0
03/14/2012	Cavaliers	Bucks	1-0	27:39	4-6	0.667	0-0	0.000	4-6	0.667	4	9	13/ 4.8	0	3-0	2	1	0	12/ 6.7
03/16/2012	Bucks	Warriors	1-1	32:38	10-15	0.667	0-0	0.000	2-4	0.500	9	8	17/ 5.3	2	2-0	3	1	1	22/ 7.2
03/20/2012	Bucks	Blazers	1-0	10:23	3-5	0.600	0-0	0.000	0-1	0.000	1	2	3/ 5.2	0	4-0	1	0	0	6/ 7.2
03/22/2012	Celtics	Bucks	1-0	16:32	2-5	0.400	0-0	0.000	0-0	0.000	3	3	6/ 5.2	3	1-0	0	1	0	4/ 7.1
03/23/2012	Bucks	Bobcats	1-0	25:25	8-12	0.667	0-0	0.000	4-8	0.500	2	6	8/ 5.3	1	1-0	0	0	1	20/ 7.5
03/24/2012	Pacers	Bucks	1-0	18:35	4-6	0.667	0-0	0.000	1-1	1.000	0	2	2/ 5.2	1	1-0	0	0	0	9/ 7.5
03/26/2012	Bucks	Knicks	1-0	30:43	2-3	0.667	0-0	0.000	1-2	0.500	1	6	7/ 5.3	0	5-0	1	2	0	5/ 7.5
03/27/2012	Hawks	Bucks	1-1	33:04	6-7	0.857	0-0	0.000	0-0	0.000	0	5	5/ 5.3	2	3-0	2	2	0	12/ 7.6
03/30/2012	Bucks	Cavaliers	1-1	22:44	4-4	1.000	0-0	0.000	0-0	0.000	2	1	3/ 5.2	3	4-0	1	0	0	8/ 7.6
03/31/2012	Grizzlies	Bucks	1-1	25:10	2-5	0.400	0-0	0.000	0-1	0.000	3	1	4/ 5.2	1	0-0	2	0	0	4/ 7.5
04/02/2012	Bucks	Wizards	1-1	28:16	3-7	0.429	0-0	0.000	2-4	0.500	4	3	7/ 5.2	0	2-0	0	2	0	8/ 7.5
04/04/2012	Cavaliers	Bucks	1-1	36:09	4-9	0.444	0-0	0.000	1-2	0.500	2	5	7/ 5.3	1	1-0	2	2	0	9/ 7.6
04/06/2012	Bobcats	Bucks	0-0	00:00	0-0	0.000	0-0	0.000	0-0	0.000	0	0	0/ 0.0	0	0-0	0	0	0	0/ 0.0
04/07/2012	Blazers	Bucks	0-0	00:00	0-0	0.000	0-0	0.000	0-0	0.000	0	0	0/ 0.0	0	0-0	0	0	0	0/ 0.0
04/09/2012	Thunder	Bucks	1-0	19:15	4-9	0.444	0-1	0.000	1-2	0.500	1	1	2/ 5.2	1	2-0	1	2	0	9/ 7.6
04/11/2012	Knicks	Bucks	1-0	31:52	3-7	0.429	0-0	0.000	2-5	0.400	4	4	8/ 5.3	1	5-0	2	2	1	8/ 7.6
04/13/2012	Bucks	Pistons	0-0	00:00	0-0	0.000	0-0	0.000	0-0	0.000	0	0	0/ 0.0	0	0-0	0	0	0	0/ 0.0
04/14/2012	Pacers	Bucks	1-0	19:22	2-5	0.400	0-0	0.000	2-4	0.500	0	2	2/ 5.2	0	1-0	1	1	0	6/ 7.6
04/18/2012	Bucks	Wizards	1-0	15:28	3-4	0.750	0-0	0.000	0-0	0.000	0	2	2/ 5.1	0	0-0	0	0	1	6/ 7.5
04/19/2012	Bucks	Pacers	1-1	33:25	7-11	0.636	1-1	1.000	1-1	1.000	5	6	11/ 5.2	0	4-0	1	1	0	16/ 7.7
04/21/2012	Nets	Bucks	1-1	42:48	4-9	0.444	0-0	0.000	0-2	0.000	0	7	7/ 5.3	2	2-0	0	0	2	8/ 7.7
04/23/2012	Raptors	Bucks	0-0	00:00	0-0	0.000	0-0	0.000	0-0	0.000	0	0	0/ 0.0	0	0-0	0	0	0	0/ 0.0
04/25/2012	76ers	Bucks	0-0	00:00	0-0	0.000	0-0	0.000	0-0	0.000	0	0	0/ 0.0	0	0-0	0	0	0	0/ 0.0
04/26/2012	Bucks	Celtics	0-0	00:00	0-0	0.000	0-0	0.000	0-0	0.000	0	0	0/ 0.0	0	0-0	0	0	0	0/ 0.0
Player Total			43-22	1008:45	133-261	0.510	1-4	0.250	66-103	0.641	77	150	227/ 5.3	29	93-1	40	39	22	333/ 7.7

NO	PLAYER	----- SINGLE GAME HIGHS -----							----- AVERAGE PER GAME -----							----- AVERAGE PER 48 MIN -----						
		MIN	REB	AST	STL	TO	BLK	PTS	MIN	REB	AST	STL	TO	BLK	PTS	REB	AST	STL	TO	BLK	PTS	
12	Mbah a Moute	42:48	17	3	4	4	2	22	23:28	5.3	0.7	0.9	0.9	0.5	7.7	10.8	1.4	1.9	1.9	1.0	15.8	



LARRY SANDERS

8

POSITION: Forward
HEIGHT: 6-11
WEIGHT: 235
BIRTHDATE: 11/21/88
COLLEGE: Virginia Commonwealth
HIGH SCHOOL: Port St. Lucie (FL)
YEARS PRO: The 2011-12 season was his 2nd in the NBA
DRAFTED: By the Milwaukee Bucks in the 1st round of the 2010 NBA Draft (15th overall)

2011-12 SEASON HIGHLIGHTS ... Averaged 3.6 points, 3.1 rebounds and 1.46 blocks in 52 games during his second season ... led the Bucks in blocks a team-high 26 times despite averaging just 12.4 minutes per game ... posted 23 multi-block games on the season, third-most in the NBA by a reserve ... recorded three games with 10+ points, two games with 10+ rebounds and one double-double ... handed out a career-high four assists at Sacramento on 1/5 ... posted his lone double-double of the season with 13 points and a season-high 12 rebounds vs. Orlando on 2/20 ... tallied a season-high 14 points on 4/7 vs. Portland ... recorded a career-high four steals and a season-high five blocks vs. Philadelphia on 4/25, becoming the first Bucks player in over 25 years to reach both of those numbers in a single game ... missed one game due to illness (2/10) and two due to an NBA suspension (4/21-23).

CAREER TRANSACTIONS ... Drafted by the Milwaukee Bucks with the 15th overall pick in the 2010 NBA Draft on 6/24/10 ... signed with the Bucks on 7/8/10.

PERSONAL ... Enjoys art ... would like to become a coach one day ... enjoys movies and lists The Sandlot as one of his favorites ... enjoys music of all kinds ... has two older sisters ... would like to travel to Italy one day ... is on Twitter as @LarrySanders.

PRO CAREER ... **2010-11:** Appeared in 60 games with 12 starts in his rookie season with averages of 4.3 points, 3.0 rebounds and 1.2 blocks in 14.5 minutes ... recorded a career-high 15 points on 7-10 shooting and eight rebounds at Orlando on 1/5 ... earned his first double-double on 12/1 at Denver, tallying 14 points and a career-high 10 rebounds, along with eight blocks which was an NBA season-high at the time ... scored 10 points on 6-9 from the field and five rebounds against Cleveland on 3/9 ... tallied 12 points, six rebounds and three blocks against Memphis on 1/22 ... blocked five shots against Philadelphia on 3/12 ... recorded eight points, 10 rebounds and two blocks at Detroit on 11/26 ... recorded multiple blocks in 20 games ... scored in double figures in nine contests ... led the Bucks in blocks 19 times, steals four times and rebounds twice ... played two games (2/23-24) with the NBA Development League's Fort Wayne Mad Ants and averaged 10.5 points, 10.0 rebounds and 2.5 blocks ... missed one game on 2/2 due to illness and five games (2/8-2/12, 3/30) with back spasms ... had 13 DNP-CDs.

COLLEGE ... Team was 75-27 during his three seasons with two regular season CAA titles and one postseason CAA title ... two-time CAA Defensive Player of the Year ... **2009-10:** Averaged 14.4 points, 9.1 rebounds and 2.6 blocks ... First-Team CAA ... CAA's Defensive Player of the Year ... led team in scoring in 19 of 36 games and in rebounding in 29 of 36 games ... finished in the top five in the CAA in scoring, rebounding, blocked shots and field goal percentage ... tallied a career-high 31 points on 11-13 shooting in win over Hofstra ... had 14 double-doubles ... **2008-09:** Finished year averaging 11.3 points and 8.6 rebounds ... improved free throw percentage from .456 to .558 ... CAA's Defensive Player of the Year ... had 18 points and 20 rebounds in championship game of CAA Tournament against George Mason ... blocked seven shots against South Dakota St. ... had 16 points and 14 rebounds against East Carolina ... scored 21 points and pulled down 19 rebounds against Hampton ... had 16 points and 13 rebounds against Hofstra ... scored 19 points and brought home 16 rebounds against Delaware ... **2007-08:** Named to Colonial Athletic Association All-Rookie and All-Defensive Teams ... selected Mid-Major Freshman All-America by collegeinsider.com ... led CAA and ranked 11th nationally in blocked shots per game (3.0) ... appeared in all 32 games, including 16 starts ... blocked 95 shots, fourth-most in school history, as well as the most ever by a VCU freshman ... averaged 4.9 points and 5.2 rebounds in 16.6 minutes ... knocked down 5-8 field goals on the way to an 11-point, eight-rebound, seven-block performance in win over Towson ... had 13 points, 10 rebounds and eight blocked shots in against Longwood.

NBA REGULAR SEASON STATISTICS

Season	G-GS	MIN	FG-A	PCT	3FG-A	PCT	FT-A	PCT	OR-DR-TR	AST	STL	TO	BLK	PTS	RPG	APG	PPG
10-11 MIL	60-12	872	116-268	.433	0-0	---	28-50	.560	59-119-178	16	22	38	72	260	3.0	0.3	4.3
11-12 MIL	52-0	643	84-184	.457	0-2	.000	18-38	.474	62-98-160	33	32	43	76	186	3.1	0.6	3.6
TOTALS	112-12	1515	200-452	.442	0-2	.000	46-88	.523	121-217-338	49	54	81	148	446	3.0	0.4	4.0

COLLEGE STATISTICS


Season	G-GS	MIN	FG-A	PCT	3FG-A	PCT	FT-A	PCT	OR-DR-TR	AST	STL	TO	BLK	PTS	RPG	APG	PPG
07-08 VCU	32-16	531	63-125	.504	0-0	---	31-68	.456	50-115-165	4	11	25	95	157	5.2	0.1	4.9
08-09 VCU	34-34	904	156-306	.510	0-0	---	72-129	.558	98-194-292	13	22	72	92	384	8.6	0.4	11.3
09-10 VCU	35-32	941	196-367	.534	4-16	.250	107-167	.641	106-213-319	34	26	58	90	503	9.1	1.0	14.4
TOTALS	101-82	2376	415-798	.520	4-16	.250	210-364	.577	254-522-776	51	59	155	277	1044	7.7	0.5	10.3

NBA CAREER HIGHS

MIN	FGM	FGA	3FGM	FTM	FTA	REBS	ASTS	STLS	BS	PTS
34	7 (2)	12 (3)	--	4 (2)	6 (2)	12	4	4	8	15
12/1/10	4/7/12	4/25/12		12/1/10	4/14/12	2/20/12	1/5/12	4/25/12	12/1/10	1/5/11
at DEN	vs POR	vs PHI		at DEN	vs IND	vs ORL	at SAC	vs PHI	at DEN	at ORL

DATE	VISITOR	HOME	GP-GS	MIN	3-POINT					REBOUNDS					PF-DQ	STL	TO	BLK	PTS/AVG
					FGM-FGA	FG%	FGM-FGA	FG%	FTM-FTA	FT%	OFF	DEF	TOT/AVG	AST					
12/26/2011	Bucks	Bobcats	1-0	11:15	2-2	1.000	0-0	0.000	0-0	0.000	0	4	4/ 4.0	0	4-0	0	1	0	4/ 4.0
12/27/2011	Timberwolves	Bucks	1-0	15:50	2-5	0.400	0-1	0.000	0-0	0.000	2	4	6/ 5.0	0	3-0	3	1	1	4/ 4.0
12/30/2011	Wizards	Bucks	1-0	06:00	0-1	0.000	0-0	0.000	0-0	0.000	0	2	2/ 4.0	1	2-0	0	0	1	0/ 2.7
01/02/2012	Bucks	Nuggets	1-0	02:32	0-0	0.000	0-0	0.000	0-0	0.000	0	0	0/ 3.0	0	1-0	0	0	0	0/ 2.0
01/03/2012	Bucks	Jazz	1-0	16:05	2-5	0.400	0-0	0.000	1-2	0.500	3	0	3/ 3.0	0	3-0	0	0	2	5/ 2.6
01/05/2012	Bucks	Kings	1-0	20:33	4-7	0.571	0-0	0.000	0-0	0.000	0	3	3/ 3.0	4	4-0	2	1	1	8/ 3.5
01/07/2012	Bucks	Clippers	1-0	12:16	0-1	0.000	0-0	0.000	2-2	1.000	0	0	0/ 2.6	1	3-0	0	0	0	2/ 3.3
01/08/2012	Bucks	Suns	1-0	24:35	4-7	0.571	0-0	0.000	0-0	0.000	3	4	7/ 3.1	3	4-0	0	3	1	8/ 3.9
01/10/2012	Spurs	Bucks	0-0	00:00	0-0	0.000	0-0	0.000	0-0	0.000	0	0	0/ 0.0	0	0-0	0	0	0	0/ 0.0
01/12/2012	Pistons	Bucks	1-0	05:46	0-2	0.000	0-0	0.000	0-0	0.000	3	0	3/ 3.1	0	2-0	0	0	1	0/ 3.4
01/13/2012	Bucks	Mavericks	1-0	17:34	0-2	0.000	0-0	0.000	1-2	0.500	0	1	1/ 2.9	2	6-1	1	1	0	1/ 3.2
01/16/2012	Bucks	76ers	0-0	00:00	0-0	0.000	0-0	0.000	0-0	0.000	0	0	0/ 0.0	0	0-0	0	0	0	0/ 0.0
01/17/2012	Nuggets	Bucks	1-0	09:38	1-1	1.000	0-0	0.000	0-0	0.000	1	0	1/ 2.7	0	3-0	0	0	2	2/ 3.1
01/20/2012	Bucks	Knicks	0-0	00:00	0-0	0.000	0-0	0.000	0-0	0.000	0	0	0/ 0.0	0	0-0	0	0	0	0/ 0.0
01/22/2012	Bucks	Heat	0-0	00:00	0-0	0.000	0-0	0.000	0-0	0.000	0	0	0/ 0.0	0	0-0	0	0	0	0/ 0.0
01/23/2012	Hawks	Bucks	0-0	00:00	0-0	0.000	0-0	0.000	0-0	0.000	0	0	0/ 0.0	0	0-0	0	0	0	0/ 0.0
01/25/2012	Bucks	Rockets	1-0	07:59	1-2	0.500	0-0	0.000	0-0	0.000	1	2	3/ 2.8	0	2-0	0	0	1	2/ 3.0
01/27/2012	Bucks	Bulls	1-0	11:35	0-1	0.000	0-0	0.000	0-0	0.000	1	0	1/ 2.6	2	1-0	0	1	1	0/ 2.8
01/28/2012	Lakers	Bucks	1-0	13:19	0-5	0.000	0-1	0.000	1-2	0.500	2	2	4/ 2.7	0	2-0	0	2	3	1/ 2.6
01/30/2012	Pistons	Bucks	1-0	12:08	2-3	0.667	0-0	0.000	2-4	0.500	1	2	3/ 2.7	0	4-0	0	1	0	6/ 2.9
02/01/2012	Heat	Bucks	1-0	07:45	0-0	0.000	0-0	0.000	0-0	0.000	1	0	1/ 2.6	1	4-0	0	1	0	0/ 2.7
02/03/2012	Bucks	Pistons	1-0	20:14	1-4	0.250	0-0	0.000	2-4	0.500	1	2	3/ 2.6	1	3-0	0	1	0	4/ 2.8
02/04/2012	Bulls	Bucks	0-0	00:00	0-0	0.000	0-0	0.000	0-0	0.000	0	0	0/ 0.0	0	0-0	0	0	0	0/ 0.0
02/07/2012	Suns	Bucks	1-0	13:29	1-5	0.200	0-0	0.000	0-0	0.000	0	3	3/ 2.7	1	2-0	1	1	2	2/ 2.7
02/08/2012	Bucks	Raptors	1-0	12:12	0-1	0.000	0-0	0.000	0-0	0.000	0	2	2/ 2.6	0	1-0	1	1	4	0/ 2.6
02/10/2012	Bucks	Cavaliers	0-0	00:00	0-0	0.000	0-0	0.000	0-0	0.000	0	0	0/ 0.0	0	0-0	0	0	0	0/ 0.0
02/11/2012	Magic	Bucks	0-0	00:00	0-0	0.000	0-0	0.000	0-0	0.000	0	0	0/ 0.0	0	0-0	0	0	0	0/ 0.0
02/13/2012	Heat	Bucks	1-0	04:32	1-1	1.000	0-0	0.000	0-0	0.000	0	1	1/ 2.5	1	0-0	0	0	0	2/ 2.5
02/15/2012	Hornets	Bucks	1-0	06:27	0-3	0.000	0-0	0.000	0-0	0.000	3	1	4/ 2.6	0	1-0	1	1	3	0/ 2.4
02/17/2012	Bucks	Magic	1-0	18:50	1-4	0.250	0-0	0.000	0-0	0.000	0	3	3/ 2.6	0	6-1	1	0	2	2/ 2.4
02/19/2012	Bucks	Nets	1-0	03:34	0-0	0.000	0-0	0.000	0-0	0.000	0	0	0/ 2.5	0	2-0	0	0	0	0/ 2.3
02/20/2012	Magic	Bucks	1-0	27:52	6-12	0.500	0-0	0.000	1-1	1.000	7	5	12/ 2.9	2	4-0	2	3	3	13/ 2.8
02/22/2012	Bucks	Bulls	1-0	21:30	2-8	0.250	0-0	0.000	0-0	0.000	2	0	2/ 2.9	0	4-0	1	1	2	4/ 2.8
02/28/2012	Wizards	Bucks	0-0	00:00	0-0	0.000	0-0	0.000	0-0	0.000	0	0	0/ 0.0	0	0-0	0	0	0	0/ 0.0
02/29/2012	Bucks	Celtics	1-0	13:28	4-7	0.571	0-0	0.000	0-0	0.000	5	2	7/ 3.0	0	2-0	1	1	1	8/ 3.0
03/02/2012	Bucks	Hawks	0-0	00:00	0-0	0.000	0-0	0.000	0-0	0.000	0	0	0/ 0.0	0	0-0	0	0	0	0/ 0.0
03/03/2012	Bucks	Magic	1-0	11:35	4-5	0.800	0-0	0.000	0-1	0.000	0	1	1/ 3.0	0	4-0	0	0	2	8/ 3.2
03/05/2012	76ers	Bucks	1-0	11:09	1-3	0.333	0-0	0.000	1-2	0.500	1	0	1/ 2.9	1	3-0	1	2	2	3/ 3.2
03/07/2012	Bulls	Bucks	1-0	14:14	2-3	0.667	0-0	0.000	0-0	0.000	0	0	0/ 2.8	1	2-0	0	0	1	4/ 3.2
03/09/2012	Knicks	Bucks	1-0	15:57	4-9	0.444	0-0	0.000	1-2	0.500	6	5	11/ 3.1	1	5-0	0	2	3	9/ 3.4
03/11/2012	Bucks	Raptors	1-0	13:54	2-3	0.667	0-0	0.000	3-4	0.750	2	3	5/ 3.1	0	3-0	0	1	4	7/ 3.5
03/12/2012	Bucks	Nets	1-0	00:28	0-0	0.000	0-0	0.000	0-0	0.000	0	0	0/ 3.0	0	2-0	0	0	0	0/ 3.4
03/14/2012	Cavaliers	Bucks	1-0	08:40	1-4	0.250	0-0	0.000	0-0	0.000	1	2	3/ 3.0	0	1-0	1	1	2	2/ 3.4
03/16/2012	Bucks	Warriors	1-0	04:23	0-1	0.000	0-0	0.000	0-0	0.000	0	2	2/ 3.0	0	2-0	0	0	1	0/ 3.3
03/20/2012	Bucks	Blazers	1-0	03:40	0-1	0.000	0-0	0.000	0-0	0.000	0	0	0/ 2.9	1	1-0	0	1	0	0/ 3.2
03/22/2012	Celtics	Bucks	1-0	01:33	1-1	1.000	0-0	0.000	0-0	0.000	0	1	1/ 2.9	0	0-0	0	0	1	2/ 3.1
03/23/2012	Bucks	Bobcats	1-0	03:52	1-2	0.500	0-0	0.000	0-0	0.000	0	1	1/ 2.8	0	0-0	0	0	0	2/ 3.1
03/24/2012	Pacers	Bucks	1-0	05:47	1-1	1.000	0-0	0.000	0-0	0.000	0	0	0/ 2.7	0	1-0	0	0	0	2/ 3.1
03/26/2012	Bucks	Knicks	0-0	00:00	0-0	0.000	0-0	0.000	0-0	0.000	0	0	0/ 0.0	0	0-0	0	0	0	0/ 0.0
03/27/2012	Hawks	Bucks	1-0	14:26	2-5	0.400	0-0	0.000	0-0	0.000	2	3	5/ 2.8	1	1-0	1	1	3	4/ 3.1
03/30/2012	Bucks	Cavaliers	1-0	12:58	1-3	0.333	0-0	0.000	0-0	0.000	0	4	4/ 2.8	0	2-0	0	0	0	2/ 3.1
03/31/2012	Grizzlies	Bucks	1-0	03:21	1-2	0.500	0-0	0.000	0-0	0.000	1	0	1/ 2.8	0	2-0	0	1	0	2/ 3.0
04/02/2012	Bucks	Wizards	1-0	02:47	1-2	0.500	0-0	0.000	0-0	0.000	0	0	0/ 2.7	0	0-0	0	1	0	2/ 3.0
04/04/2012	Cavaliers	Bucks	1-0	12:52	2-2	1.000	0-0	0.000	0-2	0.000	3	4	7/ 2.8	0	2-0	0	1	2	4/ 3.0
04/06/2012	Bobcats	Bucks	1-0	09:39	2-4	0.500	0-0	0.000	1-2	0.500	2	2	4/ 2.8	0	5-0	2	1	1	5/ 3.1
04/07/2012	Blazers	Bucks	1-0	17:23	7-8	0.875	0-0	0.000	0-0	0.000	2	5	7/ 2.9	2	4-0	0	2	2	14/ 3.3
04/09/2012	Thunder	Bucks	1-0	13:36	1-3	0.333	0-0	0.000	0-0	0.000	0	3	3/ 2.9	0	3-0	1	0	1	2/ 3.3
04/11/2012	Knicks	Bucks	1-0	11:50	2-2	1.000	0-0	0.000	0-0	0.000	1	1	2/ 2.9	0	3-0	1	1	3	4/ 3.3
04/13/2012	Bucks	Pistons	1-0	12:44	2-6	0.333	0-0	0.000	0-0	0.000	1	6	7/ 3.0	0	1-0	1	1	2	4/ 3.3
04/14/2012	Pacers	Bucks	1-0	24:38	3-3	1.000	0-0	0.000	2-6	0.333	3	3	6/ 3.1	2	3-0	1	1	3	8/ 3.4
04/18/2012	Bucks	Wizards	0-0	00:00	0-0	0.000	0-0	0.000	0-0	0.000	0	0	0/ 0.0	0	0-0	0	0	0	0/ 0.0
04/19/2012	Bucks	Pacers	1-0	18:10	2-4	0.500	0-0	0.000	0-0	0.000	1	3	4/ 3.1	2	6-1	2	1	4	4/ 3.4
04/21/2012	Nets	Bucks	0-0	00:00	0-0	0.000	0-0	0.000	0-0	0.000	0	0	0/ 0.0	0	0-0	0	0	0	0/ 0.0
04/23/2012	Raptors	Bucks	0-0	00:00	0-0	0.000	0-0	0.000	0-0	0.000	0	0	0/ 0.0	0	0-0	0	0	0	0/ 0.0
04><																			

NO	PLAYER	----- SINGLE GAME HIGHS -----							----- AVERAGE PER GAME -----							----- AVERAGE PER 48 MIN -----						
		MIN	REB	AST	STL	TO	BLK	PTS	MIN	REB	AST	STL	TO	BLK	PTS	REB	AST	STL	TO	BLK	PTS	
8	Sanders, L.	31:54	12	4	4	3	5	14	12:21	3.1	0.6	0.6	0.8	1.5	3.6	11.9	2.5	2.4	3.2	5.7	13.9	



EKPE UDOH

13

POSITION: Forward
HEIGHT: 6-10
WEIGHT: 245
BIRTHDATE: 5/20/87
COLLEGE: Baylor
HIGH SCHOOL: Santa Fe HS (OK)
YEARS PRO: The 2011-12 season was his 2nd in the NBA
DRAFTED: By the Golden State Warriors in the 1st round of the 2010 NBA Draft (6th overall)

2011-12 SEASON HIGHLIGHTS ... Appeared in 61 games split between Golden State and Milwaukee ... averaged 5.6 points, 4.2 rebounds and 1.67 blocks (11th in NBA) on the season ... posted 33 multi-block games, with a league-high 26 of them coming in a reserve role ... scored in double figures nine times and had two games with 10 rebounds ... started 11 games (five with Milwaukee) and averaged 10.5 points, 5.7 rebounds and 1.82 blocks as a starter ... scored a career-high 19 points (9-of-14 FG) on 2/20 vs. the L.A. Clippers ... acquired by Milwaukee along with Kwame Brown and Monta Ellis in exchange for Andrew Bogut and Stephen Jackson on 3/14 ... led the Bucks in blocks in 14 of his 23 games in Milwaukee ... grabbed a career-high 10 rebounds on 3/22 vs. Boston, and matched that effort with 10 boards against Atlanta on 3/27 in his first start in a Bucks uniform.

PRO CAREER ... **2010-11:** Appeared in 58 games (18 starts), averaging 4.1 points, 3.1 rebounds and 1.48 blocks in 17.8 minutes per contest ... among NBA rookie leaders, ranked 1st in blocks and 16th in rebounds ... started 18 games, averaging 5.7 points, 4.3 rebounds and 2.28 blocks and 25.5 minutes in those contests ... posted career-high 16 points on 8-of-12 shooting in 30 minutes at Phoenix (2/10) ... registered two-or-more blocks in eight straight games (3/16 - 3/29) which is the second-longest by a Warriors rookie since Robert Parish recorded nine straight in January 1977 ... made NBA debut vs. Miami (12/10) and collected two points in three minutes ... missed first 22 games of the season after undergoing off-season surgery (July 14, 2010) to repair a torn ligament in left wrist ... recorded 10-plus points six times ... recorded three-plus blocks 12 times, including two games with five-plus ... was on inactive list 22 times and registered two DNP-CD's on the season.

COLLEGE ... Played three seasons (two at Michigan, one at Baylor), averaging 8.4 points, 6.3 rebounds and 1.5 assists in 103 career games ... named Honorable Mention All-American as voted on by the Associated Press as a junior at Baylor ... named Big 12 Newcomer of the Year and All-Big 12 Second Team by AP and conference coaches as a junior ... named Big 12 Defensive Player of the Year by Sporting News as a junior ... named to Big 12 All-Defense and Big 12 All-Rookie teams by conference coaches as a junior ... named to Big 10 All-Defensive team as a sophomore while at Michigan.

PERSONAL ... Full name is Ekpedeme Friday Udoh ... pronounced Ekpe (EHP-pay) Udoh (YOU-doe) ... son of Alice and Sam Udoh ... has one older brother, Eddie, and two younger sisters, Esther and Sefon ... both of his parents are from Nigeria ... his parents, who are both of average height, were told that Ekpe would not be tall when he was young ... however, his grandfather on his father's side was seven-feet tall ... returned to Baylor following his rookie season to complete his education, earning 14 credits to secure his bachelor's degree ... was very active in Warriors community outreach programs during his rookie season ... visited children at Kaiser Permanente Hospital in Oakland, took part in the Lucky Thanksgiving food distribution and helped encourage fans to use public transportation by passing out prepaid BART cards on a BART ride from Oakland to San Francisco as part of the Esurance Green Mob ... also took part in several Read To Achieve events and participated in a special Season of Giving Holiday Party for 20 kids from the Make-A-Wish Foundation and their families at the practice facility, which for the day was morphed into a giant playground with numerous kids activities ... following the devastating tornadoes that swept across portions of Oklahoma, Kansas and Missouri in April and May, returned to native Oklahoma to assist in the ongoing recovery and cleanup efforts ... favorite TV shows growing up were Fresh

Prince of Bel Air and Martin ... favorite TV show now is Criminal Minds ... enjoys listening to rap, R&B and gospel ... favorite musical artists are Jay-Z and Young Money ... attended high school with Reggie Smith who currently plays for the 49ers ... was named to Oklahoma McDonald's All-State team in 2006 following his senior season at Santa Fe High School in Edmond, OK ... won state championship as a junior in high school ... wears size 16 shoes.

NBA REGULAR SEASON STATISTICS

Season	G-GS	MIN	FG-A	PCT	3FG-A	PCT	FT-A	PCT	OR-DR-TR	AST	STL	TO	BLK	PTS	RPG	APG	PPG
10-11 GSW	58-18	1030	97-222	.437	0-0	---	42-64	.656	80-101-181	40	22	48	86	236	3.1	0.7	4.1
11-12 GS/MIL	61-11	1290	127-295	.431	0-2	.000	86-114	.754	100-154-254	57	40	53	102	340	4.2	0.9	5.6
TOTALS	119-29	2320	224-517	.433	0-2	.000	128-178	.719	180-255-435	97	62	101	188	576	3.7	0.8	4.8

COLLEGE STATISTICS

Season	G-GS	MIN	FG-A	PCT	3FG-A	PCT	FT-A	PCT	OR-DR-TR	AST	STL	TO	BLK	PTS	RPG	APG	PPG
06-07 MICH	35-7	710	76-162	.469	0-3	.000	24-41	.585	60-79-139	28	23	28	67	176	4.0	0.8	5.0
07-08 MICH	32-24	832	76-174	.437	6-16	.375	33-56	.589	70-90-160	29	27	36	92	191	5.0	0.9	6.0
09-10 BAY	36-36	1264	191-390	.490	7-26	.269	111-162	.685	129-222-351	97	29	87	133	500	9.8	2.7	13.9
TOTALS	103-67	2806	343-726	.472	13-45	.289	168-259	.649	259-391-650	154	79	151	292	867	6.3	1.5	8.4

NBA CAREER HIGHS

MIN	FGM	FGA	3FGM	FTM	FTA	REBS	ASTS	STLS	BS	PTS
39	9	14 (2)	---	7	7	10 (2)	5	4	6	19
3/27/11	2/20/12	2/20/12		3/5/12	3/5/12	3/27/12	4/2/12	4/13/11	4/11/11	2/20/12
at OKC	vs LAC	vs LAC		at WAS	at WAS	vs ATL	at WAS	vs POR	at DEN	vs LAC

DATE	VISITOR	HOME	GP-GS	MIN	3-POINT				REBOUNDS				TOT/AVG	AST	PF-DQ	STL	TO	BLK	PTS/AVG
					FGM-FGA	FG%	FGM-FGA	FG%	FTM-FTA	FT%	OFF	DEF							
12/25/2011	Clippers	Warriors	1-0	12:57	0-2	0.000	0-0	0.000	1-2	0.500	1	2	3/ 3.0	0	1-0	0	0	0	1/ 1.0
12/26/2011	Bulls	Warriors	1-0	13:08	2-4	0.500	0-0	0.000	0-0	0.000	0	1	1/ 2.0	0	1-0	0	0	1	4/ 2.5
12/28/2011	Knicks	Warriors	1-0	12:34	2-2	1.000	0-0	0.000	0-0	0.000	0	2	2/ 2.0	1	2-0	3	0	0	4/ 3.0
12/31/2011	76ers	Warriors	1-0	18:38	3-10	0.300	0-0	0.000	1-2	0.500	4	5	9/ 3.8	0	4-0	0	1	0	7/ 4.0
01/02/2012	Warriors	Suns	1-0	24:53	5-8	0.625	0-0	0.000	1-2	0.500	1	2	3/ 3.6	1	3-0	1	3	0	11/ 5.4
01/04/2012	Warriors	Spurs	1-0	11:40	1-1	1.000	0-0	0.000	0-0	0.000	1	2	3/ 3.5	0	3-0	1	1	2	2/ 4.8
01/06/2012	Warriors	Lakers	1-0	14:55	2-4	0.500	0-0	0.000	1-2	0.500	1	3	4/ 3.6	0	3-0	0	3	0	5/ 4.9
01/07/2012	Jazz	Warriors	1-0	15:06	0-3	0.000	0-0	0.000	2-2	1.000	1	3	4/ 3.6	2	4-0	0	1	2	2/ 4.5
01/10/2012	Heat	Warriors	1-0	20:46	0-3	0.000	0-0	0.000	0-0	0.000	3	4	7/ 4.0	3	3-0	0	0	3	0/ 4.0
01/12/2012	Magic	Warriors	1-0	14:32	0-3	0.000	0-0	0.000	1-2	0.500	1	1	2/ 3.8	0	5-0	0	0	0	1/ 3.7
01/14/2012	Warriors	Bobcats	1-0	11:01	0-2	0.000	0-0	0.000	3-4	0.750	0	1	1/ 3.5	0	2-0	0	1	2	3/ 3.6
01/15/2012	Warriors	Pistons	1-0	26:36	4-7	0.571	0-0	0.000	2-3	0.667	3	3	6/ 3.8	0	2-0	3	3	4	10/ 4.2
01/17/2012	Warriors	Cavaliers	1-0	17:39	1-4	0.250	0-0	0.000	0-0	0.000	1	3	4/ 3.8	0	3-0	0	1	2	2/ 4.0
01/18/2012	Warriors	Nets	1-0	20:17	1-4	0.250	0-0	0.000	1-2	0.500	0	2	2/ 3.6	0	4-0	0	1	0	3/ 3.9
01/20/2012	Pacers	Warriors	1-0	18:26	1-1	1.000	0-0	0.000	0-0	0.000	0	2	2/ 3.5	0	4-0	0	3	3	2/ 3.8
01/23/2012	Grizzlies	Warriors	1-0	17:39	3-5	0.600	0-0	0.000	0-0	0.000	0	1	1/ 3.4	0	1-0	1	0	2	6/ 3.9
01/25/2012	Blazers	Warriors	1-0	26:33	2-3	0.667	0-0	0.000	0-0	0.000	2	5	7/ 3.6	2	2-0	2	1	2	4/ 3.9
01/27/2012	Thunder	Warriors	1-0	19:52	0-3	0.000	0-0	0.000	3-4	0.750	2	1	3/ 3.6	1	2-0	0	0	0	3/ 3.9
01/31/2012	Kings	Warriors	1-0	21:57	3-6	0.500	0-0	0.000	0-0	0.000	2	3	5/ 3.6	1	6-1	0	0	4	6/ 4.0
02/02/2012	Jazz	Warriors	1-0	17:50	3-5	0.600	0-0	0.000	1-2	0.500	3	1	4/ 3.7	1	3-0	1	0	3	7/ 4.2
02/04/2012	Warriors	Kings	1-0	31:20	0-3	0.000	0-0	0.000	2-2	1.000	1	2	3/ 3.6	3	2-0	0	0	2	2/ 4.0
02/07/2012	Thunder	Warriors	1-0	15:55	3-8	0.375	0-0	0.000	0-0	0.000	1	0	1/ 3.5	0	0-0	0	0	0	6/ 4.1
02/09/2012	Warriors	Nuggets	1-0	20:39	0-3	0.000	0-0	0.000	0-0	0.000	1	1	2/ 3.4	2	5-0	2	1	5	0/ 4.0
02/12/2012	Rockets	Warriors	1-0	31:36	2-5	0.400	0-0	0.000	3-5	0.600	0	6	6/ 3.5	0	3-0	1	2	1	7/ 4.1
02/13/2012	Suns	Warriors	1-0	22:16	3-6	0.500	0-0	0.000	3-4	0.750	3	1	4/ 3.6	1	2-0	1	0	3	9/ 4.3
02/15/2012	Blazers	Warriors	1-0	20:34	0-1	0.000	0-0	0.000	0-0	0.000	0	1	1/ 3.5	1	2-0	0	2	2	0/ 4.1
02/17/2012	Warriors	Thunder	1-0	20:49	0-2	0.000	0-0	0.000	0-0	0.000	2	2	4/ 3.5	1	3-0	1	0	4	0/ 4.0
02/18/2012	Warriors	Grizzlies	1-0	22:10	1-2	0.500	0-0	0.000	3-4	0.750	1	3	4/ 3.5	2	4-0	1	2	1	5/ 4.0
02/20/2012	Clippers	Warriors	1-1	38:15	9-14	0.643	0-0	0.000	1-2	0.500	6	2	8/ 3.7	1	3-0	1	0	2	19/ 4.5
02/22/2012	Warriors	Suns	1-0	21:46	0-1	0.000	0-0	0.000	0-0	0.000	1	3	4/ 3.7	0	3-0	0	1	1	0/ 4.4
02/28/2012	Warriors	Pacers	1-0	16:55	3-5	0.600	0-0	0.000	2-3	0.667	1	1	2/ 3.6	0	4-0	0	0	1	8/ 4.5
02/29/2012	Warriors	Hawks	1-0	31:12	6-10	0.600	0-0	0.000	0-0	0.000	5	3	8/ 3.8	1	5-0	3	1	3	12/ 4.7
03/02/2012	Warriors	76ers	1-0	18:43	3-6	0.500	0-0	0.000	0-0	0.000	1	1	2/ 3.7	0	2-0	1	0	1	6/ 4.8
03/04/2012	Warriors	Raptors	1-1	31:41	2-7	0.286	0-0	0.000	3-4	0.750	2	1	3/ 3.7	0	4-0	1	0	1	7/ 4.8
03/05/2012	Warriors	Wizards	1-1	27:01	5-10	0.500	0-0	0.000	7-7	1.000	2	4	6/ 3.7	1	5-0	0	0	1	17/ 5.2
03/07/2012	Grizzlies	Warriors	1-1	33:47	2-7	0.286	0-0	0.000	5-6	0.833	3	3	6/ 3.8	4	3-0	0	1	4	9/ 5.3
03/10/2012	Mavericks	Warriors	1-1	32:01	3-5	0.600	0-0	0.000	0-0	0.000	1	3	4/ 3.8	0	3-0	1	3	2	6/ 5.3
03/11/2012	Warriors	Clippers	1-1	33:18	7-10	0.700	0-0	0.000	0-0	0.000	1	5	6/ 3.9	2	4-0	0	3	2	14/ 5.5
03/13/2012	Warriors	Kings	0-0	00:00	0-0	0.000	0-0	0.000	0-0	0.000	0	0	0/ 0.0	0	0-0	0	0	0	0/ 0.0
03/14/2012	Cavaliers	Bucks	0-0	00:00	0-0	0.000	0-0	0.000	0-0	0.000	0	0	0/ 0.0	0	0-0	0	0	0	0/ 0.0
03/16/2012	Bucks	Warriors	1-0	18:47	0-2	0.000	0-0	0.000	0-0	0.000	2	2	4/ 3.9	0	4-0	0	1	1	0/ 5.4
03/20/2012	Bucks	Blazers	1-0	15:55	1-3	0.333	0-1	0.000	0-0	0.000	1	5	6/ 3.9	3	5-0	0	0	4	2/ 5.3
03/22/2012	Celtics	Bucks	1-0	20:59	1-5	0.200	0-0	0.000	0-0	0.000	4	6	10/ 4.1	2	0-0	1	0	1	2/ 5.2
03/23/2012	Bucks	Bobcats	1-0	18:53	3-5	0.600	0-0	0.000	0-0	0.000	0	2	2/ 4.0	2	4-0	0	1	2	6/ 5.2
03/24/2012	Pacers	Bucks	1-0	11:44	1-2	0.500	0-0	0.000	2-2	1.000	0	0	0/ 3.9	0	3-0	0	0	0	4/ 5.2
03/26/2012	Bucks	Knicks	1-0	21:01	3-8	0.375	0-0	0.000	0-0	0.000	2	2	4/ 3.9	1	4-0	2	1	0	6/ 5.2
03/27/2012	Hawks	Bucks	1-1	31:22	3-8	0.375	0-0	0.000	2-2	1.000	6	4	10/ 4.1	1	4-0	2	1	3	8/ 5.3
03/30/2012	Bucks	Cavaliers	1-0	19:09	2-5	0.400	0-0	0.000	2-4	0.500	1	5	6/ 4.1	2	0-0	1	0	2	6/ 5.3
03/31/2012	Grizzlies	Bucks	1-0	10:27	0-3	0.000	0-0	0.000	3-3	1.000	0	1	1/ 4.0	0	3-0	0	0	0	3/ 5.3
04/02/2012	Bucks	Wizards	1-0	21:15	6-10	0.600	0-0	0.000	3-5	0.600	3	5	8/ 4.1	5	1-0	0	2	1	15/ 5.5
04/04/2012	Cavaliers	Bucks	1-1	31:50	4-8	0.500	0-0	0.000	3-4	0.750	3	5	8/ 4.2	1	3-0	1	2	2	11/ 5.6
04/06/2012	Bobcats	Bucks	1-1	31:23	3-7	0.429	0-0	0.000	3-4	0.750	1	4	5/ 4.2	1	3-0	1	2	3	9/ 5.6
04/07/2012	Blazers	Bucks	1-0	25:57	0-1	0.000	0-0	0.000	0-0	0.000	3	3	6/ 4.3	2	5-0	2	1	3	0/ 5.5
04/09/2012	Thunder	Bucks	1-0	14:18	1-3	0.333	0-0	0.000	2-2	1.000	1	3	4/ 4.3	0	1-0	2	1	2	4/ 5.5
04/11/2012	Knicks	Bucks	1-0	22:41	3-4	0.750	0-0	0.000	2-4	0.500	2	3	5/ 4.3	0	1-0	0	1	3	8/ 5.5
04/13/2012	Bucks	Pistons	1-0	19:46	1-2	0.500	0-0	0.000	0-0	0.000	1	3	4/ 4.3	0	3-0	0	1	3	2/ 5.5
04/14/2012	Pacers	Bucks	1-0	13:55	2-3	0.667	0-0	0.000	0-0	0.000	0	0	0/ 4.2	1	4-0	0	0	0	4/ 5.5
04/18/2012	Bucks	Wizards	1-0	13:01	1-5	0.200	0-1	0.000	0-0	0.000	2	2	4/ 4.2	0	3-0	0	0	2	2/ 5.4
04/19/2012	Bucks	Pacers	1-0	18:28	1-4	0.250	0-0	0.000	5-6	0.833	4	2	6/ 4.2	1	2-0	0	1	2	7/ 5.4
04/21/2012	Nets	Bucks	1-0	15:32	1-2	0.500	0-0	0.000	2-2	1.000	1	1	2/ 4.2	1	0-0	0	0	0	4/ 5.4
04/23/2012	Raptors	Bucks	1-0	29:29	4-7	0.571	0-0	0.000	3-4	0.750	2	3	5/ 4.2	0	4-0	1	0	3	11/ 5.5
04/25/2012	76ers	Bucks	1-1	14:29	2-4	0.500	0-0	0.000	4-4	1.000	0	1	1/ 4.1	0	1-0	0	1	0	8/ 5.5
04/26/2012	Bucks	Celtics	1-1	22:43	2-9	0.222	0-0	0.000	4-4	1.000	3	3	6/ 4.2	3	1-0	2	2	0	8/ 5.6
Player Total			61-11	1289:59	127-295	0.431	0-2	0.000	86-114	0.754	100	154	254/ 4.2	57	174-1	40	53	102	340/ 5.6

NO	PLAYER	----- SINGLE GAME HIGHS -----								----- AVERAGE PER GAME -----								----- AVERAGE PER 48 MIN -----							
		MIN	REB	AST	STL	TO	BLK	PTS	MIN	REB	AST	STL	TO	BLK	PTS	REB	AST	STL	TO	BLK	PTS				
20	Udoh, E.	38:15	10	5	3	3	5	19	21:09	4.2	0.9	0.7	0.9	1.7	5.6	9.5	2.1	1.5	2.0	3.8	12.7				



BENO UDRIH

19

POSITION: Guard
HEIGHT: 6-3
WEIGHT: 203
BIRTHDATE: 4/5/82
COLLEGE: N/A
BIRTHPLACE: Slovenia
YEARS PRO: The 2011-12 season was his 8th in the NBA
DRAFTED: By the San Antonio Spurs in the 1st round of the 2004 NBA Draft (28th overall)

2011-12 SEASON HIGHLIGHTS ... Averaged 5.9 points, 1.7 rebounds and 3.8 assists in 18.3 minutes per game during his first season in Milwaukee ... appeared in 59 games, missing seven contests due to injury (six on 1/3 and 1/7-13 with a sprained left shoulder and one on 4/2 due to a left hand injury) ... posted 10 games with 10+ points and one game with 10+ assists ... led the Bucks in assists 15 times and in steals seven times ... Milwaukee was 8-2 on the season when he totaled 7+ assists ... finished the season with a +215 plus/minus rating, leading the team on both an overall and per game basis ... handed out 4+ assists in 19 of his final 30 games, including a season-high 10 at Cleveland on 3/30 ... scored the go-ahead points on a baseline jumper with 58 seconds to play in the Bucks win over Philadelphia on 3/5 ... handed out nine assists vs. Washington on 2/28 and at Golden State on 3/16 ... scored a season-high 21 points on 4/7 vs. Portland.

PRO CAREER ... **2010-11:** Averaged a career-best 13.7 points, 3.4 rebounds, a career-high 4.9 assists, 1.19 steals and 34.6 minutes in 79 games (started 64) ... as a starter, averaged 14.5 points (.502 FG%, .368 3P%, .861 FT%), 3.5 rebounds, 5.3 assists, 1.27 steals and 36.4 minutes in 64 games ... NWT - Flu in three games (3/9-3/12) ... scored in double-figures in 60 games, 20-plus in 12 games, 30-plus in one game ... dished out 10-plus assists in four games ... recorded four double-doubles ... led team in scoring in 10 games and assists in 33 ... ranked 29th in assists per game, tied for 31st in field goal percentage, 15th in free throw percentage and 30th in steals per game ... recorded a career-high 34 points (11-18 FG, 4-7 3P, 8-8 FT), seven rebounds, one assist, one steal, and one block in 43 minutes vs. Golden State on 12/21 ... dished out a season-high 13 assists to go along with 11 points (3-7 FG, 1-2 3P, 4-4 FT), two rebounds and one steal at Charlotte on 2/25 ... **2009-10:** Averaged 12.9 points (.493 FG%, .377 3P%, .837 FT%), 2.8 rebounds, 4.7 assist, 1.13 steals and 31.4 minutes in 79 games (started 41) ... as a starter, posted 14.8 points (.489 FG%, .350 3P%, .838 FT%), 3.2 rebounds, 6.0 assists and 1.42 steals ... did not play in one game due to a virus (11/25 vs. New York), the only contest missed due to injury or illness all season ... finished third in the NBA in FG% among guards (trailing only Steve Nash and Rajon Rondo) ... ranked 30th in the NBA in assists and 16th in assist per turnover ratio (2.74) ... registered first career triple-double with 18 points (6-17 FG, 0-1 3P, 6-6 FT), a career-high 10 rebounds and 15 assists in a season-high 48 minutes at Cleveland on 3/28 ... **2008-09:** Averaged 11.0 points (.461 FG%, .310 3P%, .820 FT%), 3.0 rebounds, 4.7 assists, 1.11 steals, and 31.1 minutes in 73 games (started 72) ... collected a career-high six steals at San Antonio on 12/22 ... played a career-most 56 minutes at Golden State on 1/14), contributing 17 points (7-21 FG, 3-3 FT), six rebounds, a game-high seven assists and one steal ... **2007-08:** After signing with the Kings early in the season, averaged 12.8 points (.464 FG%, career-high .387 3P%, .850 FT%), 3.3 rebounds, 4.3 assists, 0.86 steals and 32.0 minutes in 65 games (51 starts) ... increased scoring average by 8.1 points in 2007-08 after posting 4.7 points per game in 2006-07, trailing only Memphis' Rudy Gay in scoring improvement ... as a starter, posted 14.4 points (.475 FG%, .404 3P%, .861 FT%), 3.5 rebounds, and 5.0 assists ... ranked 22nd in the NBA in free throw percentage ... missed the first four games of the season recuperating from a fractured left hand (11/2-11/9) ... missed 10 contests after suffering a lower back strain vs. Toronto (3/18-4/6) ... scored in double-figures 44 times and tallied 20 or more points on 12 occasions ... recorded three double-doubles ... shot 50% or better from the field 26 times ... made a career-most six three-pointers at Milwaukee on 12/19 ... hit two clutch free throws with 4.6 seconds remaining in regulation to secure a Kings victory, finishing with a team-high 25 points and game-best 10 assists at the LA Lakers on 3/9 ... **2006-07:** Averaged 4.7 points (.475 FG%, .269 3P%, career-high .883 FT%), 1.1 rebounds, 1.7 assists and 13.0 minutes in 73 games (started one) ... ranked seventh in the NBA in free throw percentage ... scored in double-figures on 10 occasions, including a season-high 16 points vs. Golden State on 12/4 ... **2005-06:** Averaged 5.1 points (.455 FG%, .343 3P%, .780 FT%), 1.0 rebounds, 1.7 assists and 10.9

minutes in 54 games (started three) ... missed six games with a sprained left ankle and two contests with the flu ... DNP-CD in 20 games ... registered season-highs with 17 points, eight assists and three rebounds vs. Charlotte on 1/24 ... **2004-05:** Averaged 5.9 points (.444 FG%, career-high .408 3P%, .753 FT%), 1.0 rebounds, 1.9 assists and 14.4 minutes in a career-high 80 games (started two) during his rookie season ... ranked 15th in the NBA in three-point percentage (second among rookies behind Matt Bonner) ... established a Spurs rookie single-season record for three-point percentage and ranks third in franchise rookie annals with 58 three-pointers made (trailing Tony Parker and Lloyd Daniels) ... scored a then-career-high 25 points (9-13 FG, 3-3 3P, 4-5 FT) to complement four rebounds and four assists in 32 minutes at New Orleans on 3/14 ... named the Western Conference Rookie of the Month in December of 2004 after averaging 6.6 points (.534 FG%, .500 3P%, .800 FT%), 3.0 rebounds and 2.5 assists in 16 games (reached double-figures in scoring 15 times) ... notched first career double-double with 12 points and 10 assists at Portland on 12/30 ... named to the 2005 Rookie Challenge roster in Denver, where he tallied five points and four assists in 22 minutes.

PLAYOFF HISTORY ... (**36 games, 0 starts**) ... Member of the Spurs' 2005 and 2007 NBA Championship teams ... has appeared in 36 career postseason contests (all with San Antonio), averaging 2.9 points (.333 FG%, .244 3P%, .857 FT%), 0.6 rebounds, 0.9 assists and 8.6 minutes ... **2007:** Saw limited minutes in the 2007 playoffs, totaling two points, one rebound and an assist in 20 minutes ... DNP-CD in 12 postseason games ... **2006:** Saw action in seven playoff games in 2006, totaling 25 points (10-30 FG, 1-6 3P, 4-5 FT), four rebounds and eight assists in 47 minutes ... dished a postseason career-high four assists in Game 4 of the First Round at Sacramento on 4/22 ... **2005:** Appeared in 21 of the Spurs 23 playoff games in 2005, averaging 3.7 points (.359 FG%, .270 3P%, .857 FT%), 0.8 rebounds, 1.0 assists and 11.5 minutes ... registered postseason career-highs of 10 points and 16 minutes in Game 2 of the First Round vs. Denver on 4/27 ... grabbed a playoff career-high three rebounds in Game 2 of the Semifinals vs. Seattle on 5/10.

INTERNATIONAL CAREER ... Has played for the Slovenian National Team since 2000, teaming with former NBA players Rasha Nesterovic, Primo Brezec and Bostjan Nachbar ... averaged 11.2 points, 2.3 rebounds and 2.8 assists in six games during the 2006 FIBA World Championships held in Japan ... ranked 20th in the tournament in assists ... recorded 18 points (6-7 FG, 2-4 3P, 4-4 FT) vs. Turkey on 8/26/06 ... posted 8.0 points, 3.0 rebounds, and 3.3 assists in three contests in the 2005 European Championship qualifying tournament but missed the 2005 World Championship due to a sore left knee ... named MVP of the 2004 Efes Cup in Turkey after leading Slovenia to a 4-0 record, averaging 16.8 points and 4.8 assists ... made professional debut in the Slovenian secondary league as a 15-year-old in 1997-98 ... transferred to the country's premier league in 1999-00, earning Slovenian League Rookie of the Year honors after averaging 10.3 points (.587 FG%, .368 3P%, .703 FT%), 2.1 rebounds and 0.8 assists in 29 games for Savinjski ... spent the 2000-01 and 2001-02 seasons with Olimpija Ljubljana (Slovenian League), accruing averages of 9.4 points (.550 FG%, .418 3P%, .694 FT%), 2.3 rebounds and 3.0 assists in 39 games ... joined Maccabi Tel-Aviv for the 2002-03 campaign, averaging 4.9 points (.464 FG%, .400 3P%, .857 FT%), 1.7 rebounds and 2.7 assists in 25 contests ... began the 2003-04 season with Breil Milano in the Italian League, posting 10.8 points (.532 FG%, .424 3P%, .926 FT%), 1.8 rebounds and 2.3 assists in 16 games before finishing the year with Avtodor in the Russian Superleague, averaging 19.6 points (.544 FG%, .375 3P%, .724 FT%), 3.4 rebounds and 4.2 assists in five contests.

CAREER TRANSACTIONS ... Selected by San Antonio with the 28th overall pick in the 2004 NBA Draft out of Slovenia ... traded by the Spurs to Minnesota for a 2008 protected second-round draft choice on 10/29/07 ... waived by the Timberwolves on 10/29/07 ... signed by Sacramento as a free agent on 11/1/07 ... re-signed by the Kings to a multi-year contract extension on 7/9/08 ...traded to Milwaukee in exchange for John Salmons and the 10th overall pick in the 2011 NBA Draft as part of a three-team deal including Charlotte on 6/23/11.

PERSONAL ... Full name is Beno Udrih ... son of Silvo and Silva Udrih ... father played professional basketball in Slovenia and older brother, Samo, attended the Dallas Mavericks training camp in 2005 and currently plays pro ball in Spain ... donated game tickets to underprivileged children and families during each of his last four seasons in Sacramento as part of the Kings for the Community program ... favorite leisure activities include video games, watching movies and spending time with family ... preferred cuisine is anything home-cooked by his mother ... wears jersey No. 19 in honor of his father's birthday ... was an active participant in the Kings Read to Achieve Program, visiting elementary schools to speak with students about the importance of a solid education ... helped those less fortunate each holiday season, distributing Thanksgiving and Christmas dinners to more than 200 Sacramento families ... participated in the Sacramento Zoo's Tiger Camp program, speaking to kids about the value of teamwork and what it means to be a strong leader ... shoe size 12.5 (Peak).

NBA REGULAR SEASON STATISTICS

Season	G-GS	MIN	FG-A	PCT	3FG-A	PCT	FT-A	PCT	OR-DR	TR	AST	STL	TO	BLK	PTS	RPG	APG	PPG
04-05 SAS	80-2	1149	173-390	.444	58-142	.408	67-89	.753	16-67	83	150	41	77	10	471	1.0	1.9	5.9
05-06 SAS	54-3	586	106-233	.455	24-70	.343	39-50	.780	18-34	52	92	14	53	2	275	1.0	1.7	5.1
06-07 SAS	73-1	948	127-344	.369	33-115	.287	53-60	.883	11-71	82	122	27	56	1	340	1.1	1.7	4.7
07-08 SAC	65-51	2080	328-708	.463	53-137	.387	125-147	.850	34-183	217	282	56	148	10	834	3.3	4.3	12.8
08-09 SAC	73-72	2270	321-696	.461	35-113	.310	123-150	.820	46-174	220	342	81	158	12	800	3.0	4.7	11.0
09-10 SAC	79-41	2477	415-841	.493	75-199	.377	118-141	.837	39-181	219	372	89	136	10	1023	2.8	4.7	12.9
10-11 SAC	79-64	2734	412-824	.500	65-182	.357	197-228	.864	41-224	265	386	94	141	9	1086	3.4	4.9	13.7
11-12 MIL	59-0	1080	146-332	.440	17-59	.288	39-55	.709	26-76	102	227	37	77	1	348	1.7	3.8	5.9
TOTALS	562-234	13324	2028-4368	.464	360-1017	.354	761-920	.827	230-1010	1240	1973	439	846	55	5177	2.2	3.5	9.2

NBA POSTSEASON STATISTICS

Season	G-GS	MIN	FG-A	PCT	3FG-A	PCT	FT-A	PCT	OR-DR	TR	AST	STL	TO	BLK	PTS	RPG	APG	PPG
2005 SAS	21-0	241	28-78	.359	10-37	.270	12-14	.857	4-13	17	22	9	20	1	78	0.8	1.0	3.7
2006 SAS	7-0	47	10-30	.333	1-6	.167	4-5	.800	1-3	4	8	0	3	0	25	0.6	1.1	3.6
2007 SAS	8-0	20	0-6	.000	0-2	.000	2-2	1.000	1-0	1	0	0	3	0	2	0.1	0.1	0.3
TOTALS	36-0	308	38-114	.333	11-45	.244	18-21	.857	6-16	22	31	9	26	1	105	0.6	0.9	2.9

NBA CAREER HIGHS

MIN	FGM	FGA	3FGM	FTM	FTA	REBS	ASTS	STLS	BS	PTS
56	13	24	6	9 (2)	11	10	17	6	2 (2)	34
11/14/09 at GS	11/12/08 at LAC	3/19/10 vs MIL	12/19/07 at MIL	3/23/11 at MIL	3/23/11 at MIL	3/28/10 at CLE	3/21/10 at LAC	12/22/08 vs SA	3/27/09 vs MEM	2/21/10 vs GS

Game by Game statistics for Udrih, B. 19 AC5 - Season

DATE	VISITOR	HOME	GP-GS	MIN	3-POINT			REBOUNDS							PF-DQ	STL	TO	BLK	PTS/AVG
					FGM-FGA	FG%	FGM-FGA	FG%	FTM-FTA	FT%	OFF	DEF	TOT/AVG	AST					
12/26/2011	Bucks	Bobcats	1-0	22:40	5-12	0.417	1-4	0.250	2-4	0.500	0	1	1/ 1.0	3	2-0	0	1	0	13/ 13.0
12/27/2011	Timberwolves	Bucks	1-0	15:58	4-6	0.667	0-1	0.000	0-0	0.000	0	1	1/ 1.0	1	1-0	0	0	0	8/ 10.5
12/30/2011	Wizards	Bucks	1-0	22:53	4-7	0.571	0-1	0.000	0-0	0.000	3	0	3/ 1.7	2	1-0	0	3	0	8/ 9.7
01/02/2012	Bucks	Nuggets	1-0	12:40	3-6	0.500	1-2	0.500	0-0	0.000	0	1	1/ 1.5	4	0-0	0	2	0	7/ 9.0
01/03/2012	Bucks	Jazz	0-0	00:00	0-0	0.000	0-0	0.000	0-0	0.000	0	0	0/ 0.0	0	0-0	0	0	0	0/ 0.0
01/05/2012	Bucks	Kings	1-0	25:03	4-8	0.500	0-2	0.000	0-0	0.000	0	2	2/ 1.6	0	3-0	1	1	0	8/ 8.8
01/07/2012	Bucks	Clippers	0-0	00:00	0-0	0.000	0-0	0.000	0-0	0.000	0	0	0/ 0.0	0	0-0	0	0	0	0/ 0.0
01/08/2012	Bucks	Suns	0-0	00:00	0-0	0.000	0-0	0.000	0-0	0.000	0	0	0/ 0.0	0	0-0	0	0	0	0/ 0.0
01/10/2012	Spurs	Bucks	0-0	00:00	0-0	0.000	0-0	0.000	0-0	0.000	0	0	0/ 0.0	0	0-0	0	0	0	0/ 0.0
01/12/2012	Pistons	Bucks	0-0	00:00	0-0	0.000	0-0	0.000	0-0	0.000	0	0	0/ 0.0	0	0-0	0	0	0	0/ 0.0
01/13/2012	Bucks	Mavericks	0-0	00:00	0-0	0.000	0-0	0.000	0-0	0.000	0	0	0/ 0.0	0	0-0	0	0	0	0/ 0.0
01/16/2012	Bucks	76ers	1-0	20:28	3-4	0.750	0-0	0.000	4-4	1.000	0	1	1/ 1.5	3	0-0	0	2	0	10/ 9.0
01/17/2012	Nuggets	Bucks	1-0	19:51	1-4	0.250	0-1	0.000	0-0	0.000	0	5	5/ 2.0	3	3-0	0	4	0	2/ 8.0
01/20/2012	Bucks	Knicks	1-0	10:57	2-5	0.400	0-1	0.000	0-0	0.000	0	1	1/ 1.9	1	1-0	0	0	0	4/ 7.5
01/22/2012	Bucks	Heat	1-0	13:10	1-2	0.500	0-0	0.000	1-2	0.500	1	0	1/ 1.8	2	5-0	2	1	0	3/ 7.0
01/23/2012	Hawks	Bucks	1-0	08:27	2-6	0.333	0-1	0.000	0-0	0.000	1	0	1/ 1.7	2	1-0	0	1	0	4/ 6.7
01/25/2012	Bucks	Rockets	1-0	14:42	2-6	0.333	1-2	0.500	1-1	1.000	0	1	1/ 1.6	7	1-0	1	0	0	6/ 6.6
01/27/2012	Bucks	Bulls	1-0	18:47	1-5	0.200	0-1	0.000	0-0	0.000	0	0	0/ 1.5	4	0-0	1	1	0	2/ 6.3
01/28/2012	Lakers	Bucks	1-0	15:38	2-5	0.400	0-1	0.000	0-0	0.000	0	2	2/ 1.5	7	1-0	0	0	0	4/ 6.1
01/30/2012	Pistons	Bucks	1-0	23:43	0-1	0.000	0-0	0.000	1-2	0.500	0	2	2/ 1.6	6	4-0	2	2	1	1/ 5.7
02/01/2012	Heat	Bucks	1-0	06:14	3-4	0.750	0-1	0.000	0-0	0.000	0	0	0/ 1.5	0	0-0	1	1	0	6/ 5.7
02/03/2012	Bucks	Pistons	1-0	12:21	0-2	0.000	0-0	0.000	0-0	0.000	0	0	0/ 1.4	3	2-0	0	2	0	0/ 5.4
02/04/2012	Bulls	Bucks	1-0	25:58	3-8	0.375	0-1	0.000	1-1	1.000	1	0	1/ 1.4	5	0-0	0	1	0	7/ 5.5
02/07/2012	Suns	Bucks	1-0	18:48	3-6	0.500	0-0	0.000	0-0	0.000	1	2	3/ 1.4	4	2-0	1	2	0	6/ 5.5
02/08/2012	Bucks	Raptors	1-0	13:44	0-3	0.000	0-0	0.000	0-0	0.000	0	2	2/ 1.5	4	2-0	0	1	0	0/ 5.2
02/10/2012	Bucks	Cavaliers	1-0	09:35	2-3	0.667	1-2	0.500	0-0	0.000	1	2	3/ 1.5	3	1-0	0	0	0	5/ 5.2
02/11/2012	Magic	Bucks	1-0	17:37	4-6	0.667	0-0	0.000	0-0	0.000	0	3	3/ 1.6	3	2-0	0	2	0	8/ 5.3
02/13/2012	Heat	Bucks	1-0	19:33	4-6	0.667	1-2	0.500	2-3	0.667	0	0	0/ 1.5	2	2-0	0	3	0	11/ 5.6
02/15/2012	Hornets	Bucks	1-0	08:57	0-2	0.000	0-1	0.000	0-0	0.000	1	0	1/ 1.5	3	1-0	0	0	0	0/ 5.3
02/17/2012	Bucks	Magic	1-0	17:07	4-7	0.571	0-1	0.000	0-0	0.000	1	2	3/ 1.6	2	1-0	1	1	0	8/ 5.5
02/19/2012	Bucks	Nets	1-0	17:10	1-5	0.200	0-1	0.000	0-0	0.000	0	0	0/ 1.5	1	1-0	0	3	0	2/ 5.3
02/20/2012	Magic	Bucks	1-0	07:35	0-0	0.000	0-0	0.000	0-0	0.000	0	2	2/ 1.5	0	1-0	0	1	0	0/ 5.1
02/22/2012	Bucks	Bulls	1-0	24:59	3-5	0.600	0-0	0.000	2-3	0.667	0	0	0/ 1.5	4	1-0	3	0	0	8/ 5.2
02/28/2012	Wizards	Bucks	1-0	17:21	2-7	0.286	0-1	0.000	2-2	1.000	1	0	1/ 1.5	9	1-0	0	0	0	6/ 5.3
02/29/2012	Bucks	Celtics	1-0	22:23	4-10	0.400	0-0	0.000	0-0	0.000	0	0	0/ 1.4	4	1-0	0	1	0	8/ 5.3
03/02/2012	Bucks	Hawks	1-0	28:43	5-8	0.625	0-0	0.000	0-0	0.000	1	3	4/ 1.5	3	1-0	0	2	0	10/ 5.5
03/03/2012	Bucks	Magic	1-0	22:20	2-8	0.250	0-2	0.000	0-0	0.000	1	1	2/ 1.5	4	0-0	2	3	0	4/ 5.5
03/05/2012	76ers	Bucks	1-0	24:26	3-8	0.375	0-1	0.000	0-0	0.000	0	3	3/ 1.6	4	2-0	0	0	0	6/ 5.5
03/07/2012	Bulls	Bucks	1-0	24:50	4-5	0.800	0-0	0.000	3-4	0.750	2	0	2/ 1.6	7	2-0	1	1	0	11/ 5.6
03/09/2012	Knicks	Bucks	1-0	23:53	3-7	0.429	0-1	0.000	0-0	0.000	0	1	1/ 1.6	5	1-0	2	1	0	6/ 5.6
03/11/2012	Bucks	Raptors	1-0	25:03	2-4	0.500	0-1	0.000	7-8	0.875	1	0	1/ 1.5	4	1-0	1	1	0	11/ 5.8
03/12/2012	Bucks	Nets	1-0	32:34	6-11	0.545	2-2	1.000	1-2	0.500	1	2	3/ 1.6	7	2-0	1	2	0	15/ 6.1
03/14/2012	Cavaliers	Bucks	1-0	22:21	1-5	0.200	0-1	0.000	1-2	0.500	1	1	2/ 1.6	8	1-0	1	2	0	3/ 6.0
03/16/2012	Bucks	Warriors	1-0	20:10	2-6	0.333	1-1	1.000	0-0	0.000	0	0	0/ 1.6	9	4-0	1	2	0	5/ 5.9
03/20/2012	Bucks	Blazers	1-0	19:00	7-12	0.583	1-3	0.333	0-0	0.000	0	1	1/ 1.5	4	0-0	4	1	0	15/ 6.2
03/22/2012	Celtics	Bucks	1-0	14:26	2-6	0.333	0-1	0.000	2-2	1.000	0	1	1/ 1.5	3	0-0	0	2	0	6/ 6.2
03/23/2012	Bucks	Bobcats	1-0	21:50	4-6	0.667	1-1	1.000	0-0	0.000	0	2	2/ 1.5	8	1-0	0	1	0	9/ 6.2
03/24/2012	Pacers	Bucks	1-0	14:28	0-7	0.000	0-1	0.000	0-0	0.000	0	1	1/ 1.5	4	0-0	0	2	0	0/ 6.1
03/26/2012	Bucks	Knicks	1-0	21:02	3-5	0.600	0-0	0.000	3-5	0.600	0	3	3/ 1.6	3	0-0	0	0	0	9/ 6.2
03/27/2012	Hawks	Bucks	1-0	15:48	2-5	0.400	0-0	0.000	0-0	0.000	0	1	1/ 1.5	5	1-0	0	0	0	4/ 6.1
03/30/2012	Bucks	Cavaliers	1-0	25:16	3-6	0.500	0-0	0.000	1-2	0.500	0	3	3/ 1.6	10	3-0	0	2	0	7/ 6.1
03/31/2012	Grizzlies	Bucks	1-0	15:20	2-5	0.400	0-1	0.000	0-0	0.000	0	1	1/ 1.6	4	1-0	1	1	0	4/ 6.1
04/02/2012	Bucks	Wizards	0-0	00:00	0-0	0.000	0-0	0.000	0-0	0.000	0	0	0/ 0.0	0	0-0	0	0	0	0/ 0.0
04/04/2012	Cavaliers	Bucks	1-0	18:39	4-6	0.667	1-2	0.500	2-2	1.000	0	2	2/ 1.6	3	1-0	1	1	0	11/ 6.2
04/06/2012	Bobcats	Bucks	1-0	14:13	2-3	0.667	0-0	0.000	1-2	0.500	0	1	1/ 1.6	4	1-0	0	0	0	5/ 6.2
04/07/2012	Blazers	Bucks	1-0	26:51	9-15	0.600	3-4	0.750	0-0	0.000	1	2	3/ 1.6	6	1-0	0	1	0	21/ 6.5
04/09/2012	Thunder	Bucks	1-0	17:54	1-4	0.250	0-1	0.000	0-0	0.000	0	0	0/ 1.6	4	0-0	1	2	0	2/ 6.4
04/11/2012	Knicks	Bucks	1-0	14:38	3-5	0.600	0-1	0.000	0-0	0.000	0	2	2/ 1.6	3	1-0	0	2	0	6/ 6.4
04/13/2012	Bucks	Pistons	1-0	16:31	1-5	0.200	0-0	0.000	0-0	0.000	2	2	4/ 1.6	2	1-0	3	1	0	2/ 6.3
04/14/2012	Pacers	Bucks	1-0	07:42	0-3	0.000	0-1	0.000	0-0	0.000	0	1	1/ 1.6	1	1-0	0	0	0	0/ 6.2
04/18/2012	Bucks	Wizards	1-0	06:07	0-3	0.000	0-0	0.000	0-0	0.000	1	1	2/ 1.6	1	0-0	0	0	0	0/ 6.1
04/19/2012	Bucks	Pacers	1-0	16:14	2-4	0.500	1-2	0.500	0-0	0.000	1	2	3/ 1.6	1	1-0	2	1	0	5/ 6.0
04/21/2012	Nets	Bucks	1-0	10:09	0-2	0.000	0-1	0.000	0-0	0.000	0	0	0/ 1.6	0	0-0	0	0	0	0/ 5.9
04/23/2012	Raptors	Bucks	1-0	19:27	0-1	0.000	0-0	0.000	0-0	0.000	1	1	2/ 1.6	3	1-0	0	1	0	0/ 5.8
04/25/2012	76ers	Bucks	1-0	26:09	4-9	0.444	1-2	0.500	0-0	0.000	1	4	5/ 1.7	9	0-0	1	4	0	9/ 5.9
04/26/2012	Bucks	Celtics	1-0	29:38	2-7	0.286	1-2	0.500	2-4	0.500	1	4	5/ 1.7	6	0-0	2	5	0	7/ 5.9
Player Total			59-0	1079:59	146-332	0.440	17-59	0.288	39-55	0.709	26	76	102/ 1.7	227	69-0	37	77	1	348/ 5.9

NO	PLAYER	----- SINGLE GAME HIGHS -----							----- AVERAGE PER GAME -----							----- AVERAGE PER 48 MIN -----						
		MIN	REB	AST	STL	TO	BLK	PTS	MIN	REB	AST	STL	TO	BLK	PTS	REB	AST	STL	TO	BLK	PTS	
19	Udrih, B.	32:34	5	10	4	5	1	21	18:18	1.7	3.8	0.6	1.3	0.0	5.9	4.5	10.1	1.6	3.4	0.0	15.5	

UPDATED BUCKS ALL-TIME CAREER LEADERS

Points

1.	Kareem Abdul-Jabbar	14,211
2.	Glenn Robinson	12,010
3.	Sidney Moncrief	11,594
4.	Michael Redd	11,554
5.	Bob Dandridge	11,478
6.	Marques Johnson	10,980
7.	Junior Bridgeman	9,892
8.	Brian Winters	9,743
9.	Ray Allen	9,681
10.	Terry Cummings	9,290
11.	Ricky Pierce	7,580
12.	Jon McGlocklin	7,505
13.	Paul Pressey	6,906
14.	Sam Cassell	5,939
15.	Vin Baker	5,922
16.	Jack Sikma	5,253
17.	Andrew Bogut	5,179
18.	Quinn Buckner	4,738
19.	Tim Thomas	4,706
20.	Oscar Robertson	4,701

Scoring Average (min. 100 gms)

1.	Kareem Abdul-Jabbar	30.4
2.	Glenn Robinson	21.14
3.	Flynn Robinson	21.12
4.	Marques Johnson	21.0
5.	Michael Redd	20.0
6.	Ray Allen	19.6
7.	Terry Cummings	19.4
8.	Sam Cassell	19.0
9.	Bob Dandridge	18.6
10.	Vin Baker	18.3

Games Played

1.	Junior Bridgeman	711
2.	Sidney Moncrief	695
3.	Bob Dandridge	618
4.	Jon McGlocklin	595
5.	Brian Winters	582
6.	Paul Pressey	580
7.	Michael Redd	578
8.	Glenn Robinson	568
9.	Marques Johnson	524
10.	Ray Allen	494

Minutes Played

1.	Bob Dandridge	22,094
2.	Sidney Moncrief	22,054
3.	Glenn Robinson	21,262
4.	Kareem Abdul-Jabbar	19,954
5.	Michael Redd	19,336
6.	Brian Winters	18,422
7.	Marques Johnson	18,240
8.	Junior Bridgeman	18,044
9.	Ray Allen	17,945
10.	Jon McGlocklin	17,008

Field Goals Made

1.	Kareem Abdul-Jabbar	5,902
2.	Bob Dandridge	4,826
3.	Glenn Robinson	4,723
4.	Marques Johnson	4,546
5.	Junior Bridgeman	4,142
6.	Brian Winters	4,131
7.	Michael Redd	4,063
8.	Sidney Moncrief	4,000
9.	Terry Cummings	3,844
10.	Ray Allen	3,407

Field Goals Attempted

1.	Kareem Abdul-Jabbar	10,787
2.	Glenn Robinson	10,190
3.	Bob Dandridge	9,901
4.	Michael Redd	9,045
5.	Junior Bridgeman	8,658
6.	Brian Winters	8,647
7.	Marques Johnson	8,583
8.	Sidney Moncrief	7,958
9.	Terry Cummings	7,935
10.	Ray Allen	7,567

Field Goal % (min. 500 FGA)

1.	Kareem Abdul-Jabbar	.547
2.	Bob Lanier	.541
3.	Marques Johnson	.530
4.	Alton Lister	.527
5.	Frank Brickowski	.523
6.	Andrew Bogut	.522
7.	Pat Cummings	.519
8.	Ricky Pierce	.516
9.	Ervin Johnson	.511
10.	Sherman Douglas	.508

Three-point Field Goals Made

1.	Ray Allen	1,051
2.	Michael Redd	1,003
3.	Glenn Robinson	494
4.	Charlie Bell	432
5.	Tim Thomas	425
6.	Brandon Jennings	372
7.	Carlos Delfino	325
8.	Mo Williams	273
9.	Brad Lohaus	267
10.	Craig Hodges	260

Three-point Field Goals Attempted

1.	Michael Redd	2,619
2.	Ray Allen	2,587
3.	Glenn Robinson	1,454
4.	Charlie Bell	1,181
5.	Tim Thomas	1,177
6.	Brandon Jennings	1,079
7.	Carlos Delfino	888
8.	Todd Day	775
9.	Mo Williams	749
10.	Brad Lohaus	748

Three-point Field Goal % (min. 50 3PM)

1.	Dell Curry	.476
2.	Keith Van Horn	.420
3.	Dale Ellis	.413
4.	Ray Allen	.406
5.	Earl Boykins	.405
6.	Craig Hodges	.404
7.	Mike Dunleavy, Jr.	.399
8.	Richard Jefferson	.397
9.	Bobby Simmons	.392
10.	Lee Mayberry	.388

Free Throws Made

1.	Sidney Moncrief	3,505
2.	Michael Redd	2,425
3.	Kareem Abdul-Jabbar	2,407
4.	Glenn Robinson	2,070
5.	Marques Johnson	1,880
6.	Bob Dandridge	1,826
7.	Ray Allen	1,816
8.	Ricky Pierce	1,749
9.	Paul Pressey	1,716
10.	Terry Cummings	1,593

Free Throws Attempted

1.	Sidney Moncrief	4,214
2.	Kareem Abdul-Jabbar	3,462
3.	Michael Redd	2,887
4.	Marques Johnson	2,554
5.	Glenn Robinson	2,550
6.	Bob Dandridge	2,371
7.	Paul Pressey	2,302
8.	Terry Cummings	2,269
9.	Ray Allen	2,065
10.	Ricky Pierce	2,022

Free Throw % (min. 200 FTA)

1.	Luke Ridnour	.887
2.	Jack Sikma	.884
3.	Ray Allen	.879
4.	Flynn Robinson	.873
5.	Sam Cassell	.866
6.	Ricky Pierce	.865
7.	Jon McGlocklin	.860
8.	Craig Hodges	.856
9.	Mo Williams	.853
10.	Jim Price	.853

Rebounds

1.	Kareem Abdul-Jabbar	7,161
2.	Bob Dandridge	4,497
3.	Marques Johnson	3,923
4.	Andrew Bogut	3,810
5.	Terry Cummings	3,758
6.	Glenn Robinson	3,519
7.	Sidney Moncrief	3,447
9.	Jack Sikma	3,087
9.	Vin Baker	3,079
10.	Alton Lister	3,062

Assists

1.	Paul Pressey	3,272
2.	Sidney Moncrief	2,689
3.	Brian Winters	2,479
4.	Quinn Buckner	2,391
5.	Sam Cassell	2,269
6.	Oscar Robertson	2,156
7.	Kareem Abdul-Jabbar	2,008
8.	Bob Dandridge	1,956
9.	Marques Johnson	1,934
10.	Jay Humphries	1,922

Steals

1.	Quinn Buckner	1,042
2.	Paul Pressey	894
3.	Sidney Moncrief	874
4.	Alvin Robertson	753
5.	Brian Winters	718
6.	Marques Johnson	697
7.	Glenn Robinson	689
8.	Ray Allen	618
9T.	Junior Bridgeman	607
9T.	Terry Cummings	607

Blocks

1.	Alton Lister	804
2.	Harvey Catchings	710
3.	Andrew Bogut	642
4.	Ervin Johnson	584
5.	Kareem Abdul-Jabbar	495
6.	Randy Breuer	474
7.	Marques Johnson	441
8.	Vin Baker	429
9.	Dan Gadzuric	405
10.	Paul Pressey	372



2011-12 AROUND THE NBA

FINAL STANDINGS

NBA WESTERN CONFERENCE

SOUTHWEST DIVISION

	W	L	PCT	GB	HOME	ROAD	LAST-10	STREAK
San Antonio	50	16	.758	-	28-5	22-11	10-0	Won 10
Memphis	41	25	.621	9	26-7	15-18	8-2	Won 6
Dallas	36	30	.545	14	23-10	13-20	5-5	Lost 2
Houston	34	32	.515	16	22-11	12-21	3-7	Won 1
New Orleans	21	45	.318	29	11-22	10-23	6-4	Lost 1

NORTHWEST DIVISION

	W	L	PCT	GB	HOME	ROAD	LAST-10	STREAK
Oklahoma City	47	19	.712	-	26- 7	21-12	6-4	Lost 1
Denver	38	28	.576	9	20-13	18-15	8-2	Won 4
Utah	36	30	.545	11	25- 8	11-22	7-3	Won 5
Portland	28	38	.424	19	20-13	8-25	1-9	Lost 7
Minnesota	26	40	.394	21	13-20	13-20	1-9	Lost 2

PACIFIC DIVISION

	W	L	PCT	GB	HOME	ROAD	LAST-10	STREAK
L.A. Lakers	41	25	.621	-	26- 7	15-18	6-4	Lost 1
L.A. Clippers	40	26	.606	1	24- 9	16-17	6-4	Lost 2
Phoenix	33	33	.500	8	19-14	14-19	4-6	Lost 3
Golden State	23	43	.348	18	12-21	11-22	1-9	Lost 2
Sacramento	22	44	.333	19	16-17	6-27	3-7	Won 1

HEAD-TO-HEAD WIN GRID

	ATL	CHA	CLE	DEN	GS	IND	LAL	MIA	MIN	NO	OKC	PHI	POR	SA	UTA																																																																																																																																																																																																																																																																																																																																																																																																																																																																																																																																																																																																																																																																																																																																																																																																																																																																																																																																																																																																																																																																																																																																																																																																																																																																																																																																																																																																																										
--	-----	-----	-----	-----	----	-----	-----	-----	-----	----	-----	-----	-----	----	-----	--	--	--	--	--	--	--	--	--	--	--	--	--	--	--	--	--	--	--	--	--	--	--	--	--	--	--	--	--	--	--	--	--	--	--	--	--	--	--	--	--	--	--	--	--	--	--	--	--	--	--	--	--	--	--	--	--	--	--	--	--	--	--	--	--	--	--	--	--	--	--	--	--	--	--	--	--	--	--	--	--	--	--	--	--	--	--	--	--	--	--	--	--	--	--	--	--	--	--	--	--	--	--	--	--	--	--	--	--	--	--	--	--	--	--	--	--	--	--	--	--	--	--	--	--	--	--	--	--	--	--	--	--	--	--	--	--	--	--	--	--	--	--	--	--	--	--	--	--	--	--	--	--	--	--	--	--	--	--	--	--	--	--	--	--	--	--	--	--	--	--	--	--	--	--	--	--	--	--	--	--	--	--	--	--	--	--	--	--	--	--	--	--	--	--	--	--	--	--	--	--	--	--	--	--	--	--	--	--	--	--	--	--	--	--	--	--	--	--	--	--	--	--	--	--	--	--	--	--	--	--	--	--	--	--	--	--	--	--	--	--	--	--	--	--	--	--	--	--	--	--	--	--	--	--	--	--	--	--	--	--	--	--	--	--	--	--	--	--	--	--	--	--	--	--	--	--	--	--	--	--	--	--	--	--	--	--	--	--	--	--	--	--	--	--	--	--	--	--	--	--	--	--	--	--	--	--	--	--	--	--	--	--	--	--	--	--	--	--	--	--	--	--	--	--	--	--	--	--	--	--	--	--	--	--	--	--	--	--	--	--	--	--	--	--	--	--	--	--	--	--	--	--	--	--	--	--	--	--	--	--	--	--	--	--	--	--	--	--	--	--	--	--	--	--	--	--	--	--	--	--	--	--	--	--	--	--	--	--	--	--	--	--	--	--	--	--	--	--	--	--	--	--	--	--	--	--	--	--	--	--	--	--	--	--	--	--	--	--	--	--	--	--	--	--	--	--	--	--	--	--	--	--	--	--	--	--	--	--	--	--	--	--	--	--	--	--	--	--	--	--	--	--	--	--	--	--	--	--	--	--	--	--	--	--	--	--	--	--	--	--	--	--	--	--	--	--	--	--	--	--	--	--	--	--	--	--	--	--	--	--	--	--	--	--	--	--	--	--	--	--	--	--	--	--	--	--	--	--	--	--	--	--	--	--	--	--	--	--	--	--	--	--	--	--	--	--	--	--	--	--	--	--	--	--	--	--	--	--	--	--	--	--	--	--	--	--	--	--	--	--	--	--	--	--	--	--	--	--	--	--	--	--	--	--	--	--	--	--	--	--	--	--	--	--	--	--	--	--	--	--	--	--	--	--	--	--	--	--	--	--	--	--	--	--	--	--	--	--	--	--	--	--	--	--	--	--	--	--	--	--	--	--	--	--	--	--	--	--	--	--	--	--	--	--	--	--	--	--	--	--	--	--	--	--	--	--	--	--	--	--	--	--	--	--	--	--	--	--	--	--	--	--	--	--	--	--	--	--	--	--	--	--	--	--	--	--	--	--	--	--	--	--	--	--	--	--	--	--	--	--	--	--	--	--	--	--	--	--	--	--	--	--	--	--	--	--	--	--	--	--	--	--	--	--	--	--	--	--	--	--	--	--	--	--	--	--	--	--	--	--	--	--	--	--	--	--	--	--	--	--	--	--	--	--	--	--	--	--	--	--	--	--	--	--	--	--	--	--	--	--	--	--	--	--	--	--	--	--	--	--	--	--	--	--	--	--	--	--	--	--	--	--	--	--	--	--	--	--	--	--	--	--	--	--	--	--	--	--	--	--	--	--	--	--	--	--	--	--	--	--	--	--	--	--	--	--	--	--	--	--	--	--	--	--	--	--	--	--	--	--	--	--	--	--	--	--	--	--	--	--	--	--	--	--	--	--	--	--	--	--	--	--	--	--	--	--	--	--	--	--	--	--	--	--	--	--	--	--	--	--	--	--	--	--	--	--	--	--	--	--	--	--	--	--	--	--	--	--	--	--	--	--	--	--	--	--	--	--	--	--	--	--	--	--	--	--	--	--	--	--	--	--	--	--	--	--	--	--	--	--	--	--	--	--	--	--	--	--	--	--	--	--	--	--	--	--	--	--	--	--	--	--	--	--	--	--	--	--	--	--	--	--	--	--	--	--	--	--	--	--	--	--	--	--	--	--	--	--	--	--	--	--	--	--	--	--	--	--	--	--	--	--	--	--	--	--	--	--	--	--	--	--	--	--	--	--	--	--	--	--	--	--	--	--	--	--	--	--	--	--	--	--	--	--	--	--	--	--	--	--	--	--	--	--	--	--	--	--	--	--	--	--	--	--	--	--	--	--	--	--	--	--	--	--	--	--	--	--	--	--	--	--	--	--	--	--	--	--	--	--	--	--	--	--	--	--	--	--	--	--	--	--	--	--	--	--	--	--	--	--	--	--	--	--	--	--	--	--	--	--	--	--	--	--	--	--	--	--	--	--	--	--	--	--	--	--	--	--	--	--	--	--	--	--	--	--	--	--	--	--	--	--	--	--	--	--	--	--	--	--	--	--	--	--	--	--	--	--	--	--	--	--	--	--	--	--	--	--	--	--	--	--	--	--	--	--	--	--	--	--	--	--	--	--	--	--	--	--	--	--	--	--	--	--	--	--	--	--	--	--	--	--	--	--	--	--	--	--	--	--	--	--	--	--	--	--	--	--	--	--	--	--	--	--	--	--	--	--	--	--	--	--	--	--	--	--	--	--	--	--	--	--	--	--	--	--	--	--	--	--	--	--	--	--	--	--	--	--	--	--	--	--	--	--	--	--	--	--	--	--	--	--	--	--	--	--	--	--	--	--	--	--	--	--	--	--	--	--	--	--	--	--	--	--	--	--	--	--	--	--	--	--	--	--	--	--	--	--	--	--	--	--	--	--	--	--	--	--	--	--	--	--	--	--	--	--	--	--	--	--	--	--	--	--	--	--	--	--	--	--	--	--	--	--	--	--	--	--	--	--	--	--	--	--	--	--	--	--	--	--	--	--	--	--	--	--	--	--	--	--	--	--	--	--	--	--	--	--	--	--	--	--	--	--	--	--	--	--	--	--	--	--	--	--	--	--	--	--	--

TEAM OFFENSIVE/DEFENSIVE STATISTICS

TEAMS' STATISTICS / INCLUDES GAMES OF THURSDAY, APRIL 26, 2012

		FIELD GOALS			3-PT. F.G.'S			FREE THROWS			-- REBOUNDS --			----- MISCELLANEOUS -----					SCORING		
TEAM	G	MADE	ATT.	PCT.	MADE	ATT.	PCT.	MADE	ATT.	PCT.	OFF.	DEF.	TOT.	AST	PF	DQ	STL	TO	BLK	PTS	AVG.
Den.	66	2572	5404	.476	435	1311	.332	1293	1760	.735	738	2105	2843	1581	1297	2	540	1015	330	6872	104.1
S.A.	66	2611	5463	.478	552	1405	.393	1067	1427	.748	683	2153	2836	1528	1143	1	490	895	293	6841	103.7
OKC.	66	2462	5229	.471	472	1317	.358	1406	1744	.806	726	2157	2883	1224	1352	3	498	1079	539	6802	103.1
Utah	66	2523	5531	.456	273	845	.323	1258	1668	.754	861	2055	2916	1439	1441	13	545	936	385	6577	99.7
Milw.	66	2502	5652	.443	436	1265	.345	1095	1415	.774	820	1983	2803	1550	1273	10	548	929	335	6535	99.0
Sac.	66	2490	5712	.436	411	1301	.316	1127	1532	.736	882	1947	2829	1271	1287	12	561	952	323	6518	98.8
Miami	66	2446	5212	.469	370	1030	.359	1238	1598	.775	686	2060	2746	1317	1282	3	585	1002	355	6500	98.5
Phoe.	66	2495	5445	.458	444	1295	.343	1058	1397	.757	717	2035	2752	1486	1233	4	431	928	366	6492	98.4
Hou.	66	2489	5543	.449	478	1330	.359	1018	1301	.782	770	2014	2784	1404	1347	6	496	955	319	6474	98.1
Minn.	66	2355	5434	.433	473	1423	.332	1281	1662	.771	797	2089	2886	1290	1212	5	436	1001	293	6464	97.9
N.Y.	66	2365	5335	.443	517	1538	.336	1211	1634	.741	743	2012	2755	1328	1391	7	622	1056	276	6458	97.8
G.S.	66	2489	5443	.457	524	1351	.388	951	1235	.770	640	1947	2587	1470	1410	11	528	915	362	6453	97.8
Ind.	66	2354	5375	.438	392	1064	.368	1349	1724	.782	826	2070	2896	1228	1430	5	523	925	357	6449	97.7
LA-C	66	2439	5366	.455	514	1441	.357	1046	1538	.680	800	1943	2743	1385	1399	7	556	879	315	6438	97.5
LA-L	66	2429	5319	.457	362	1112	.326	1202	1589	.756	799	2251	3050	1485	1109	5	390	997	351	6422	97.3
Port.	66	2402	5417	.443	478	1382	.346	1133	1423	.796	735	1949	2684	1349	1251	2	528	935	322	6415	97.2
Atl.	66	2429	5348	.454	492	1330	.370	1025	1385	.740	652	2066	2718	1481	1178	8	536	921	303	6375	96.6
Chi.	66	2467	5462	.452	419	1117	.375	1006	1394	.722	915	2165	3080	1527	1139	5	456	923	388	6359	96.3
Dall.	66	2398	5412	.443	497	1464	.339	1029	1334	.771	665	2158	2823	1380	1226	2	565	926	337	6322	95.8
Mem.	66	2425	5422	.447	277	849	.326	1142	1504	.759	831	1944	2775	1290	1316	7	631	955	345	6269	95.0
Orl.	66	2275	5162	.441	670	1785	.375	995	1508	.660	742	2060	2802	1321	1168	5	451	984	275	6215	94.2
Wash.	66	2414	5475	.441	344	1075	.320	1008	1386	.727	775	1975	2750	1262	1405	4	527	1008	417	6180	93.6
Phil.	66	2471	5516	.448	349	963	.362	889	1198	.742	704	2144	2848	1453	1157	7	526	738	340	6180	93.6
N.J.	66	2262	5320	.425	507	1481	.342	1113	1433	.777	783	1879	2662	1311	1268	4	493	995	260	6144	93.1
Clev.	66	2261	5360	.422	440	1273	.346	1178	1645	.716	841	1949	2790	1308	1317	6	466	1017	262	6140	93.0
Bos.	66	2341	5086	.460	363	988	.367	1017	1308	.778	509	2051	2560	1557	1315	9	498	979	362	6062	91.8
Det.	66	2291	5232	.438	317	916	.346	1098	1461	.752	775	1882	2657	1232	1293	7	460	1033	278	5997	90.9
Tor.	66	2268	5154	.440	365	1075	.340	1085	1410	.770	697	2074	2771	1382	1532	12	429	1001	321	5986	90.7
N.O.	66	2300	5103	.451	259	777	.333	1057	1397	.757	724	1991	2715	1368	1324	7	488	1024	316	5916	89.6
Cha.	66	2193	5293	.414	263	892	.295	1090	1462	.746	677	1894	2571	1326	1249	5	397	957	361	5739	87.0

OPPONENTS' STATISTICS / INCLUDES GAMES OF THURSDAY, APRIL 26, 2012

---	FIELD GOALS			3-PT. F.G.'S			FREE THROWS			-- REBOUNDS --			----- MISCELLANEOUS -----					--- SCORING ---			
TEAM	MADE	ATT.	PCT.	MADE	ATT.	PCT.	MADE	ATT.	PCT.	OFF.	DEF.	TOT.	AST	PF	DQ	STL	TO	BLK	PTS	AVG.	DIFF.
Chi.	2284	5420	.421	305	939	.325	946	1279	.740	750	1889	2639	1245	1166	3	490	876	343	5819	88.2	+8.2
Bos.	2207	5262	.419	344	1117	.308	1138	1498	.760	781	2070	2851	1233	1217	7	515	1035	304	5896	89.3	+2.5
Phil.	2263	5302	.427	357	1070	.334	1017	1352	.752	706	2181	2887	1293	1070	3	391	918	316	5900	89.4	+4.2
Miami	2285	5267	.434	479	1318	.363	1056	1457	.725	727	1897	2624	1297	1356	9	549	1107	280	6105	92.5	+6.0
Mem.	2278	5132	.444	417	1209	.345	1163	1522	.764	729	1954	2683	1274	1275	8	518	1130	363	6136	93.0	+2.0
Atl.	2380	5366	.444	391	1137	.344	997	1324	.753	712	2079	2791	1354	1263	11	494	999	313	6148	93.2	+3.4
Orl.	2372	5287	.449	414	1192	.347	1005	1302	.772	667	2061	2728	1350	1308	9	495	867	273	6163	93.4	+0.8
N.O.	2305	5188	.444	425	1342	.317	1129	1487	.759	731	1910	2641	1379	1235	4	523	915	380	6164	93.4	-3.8
Tor.	2234	5130	.435	401	1224	.328	1335	1795	.744	677	1997	2674	1327	1214	7	478	870	322	6204	94.0	-3.3
Ind.	2305	5304	.435	442	1259	.351	1179	1617	.729	794	1998	2792	1292	1428	8	433	985	398	6231	94.4	+3.3
N.Y.	2316	5238	.442	444	1238	.359	1171	1590	.736	717	2045	2762	1248	1437	9	536	1125	334	6247	94.7	+3.2
Dall.	2347	5390	.435	473	1368	.346	1092	1456	.750	726	2173	2899	1351	1213	3	561	971	265	6259	94.8	+1.0
LA-C	2279	5098	.447	460	1261	.365	1251	1678	.746	712	1914	2626	1368	1401	8	396	966	296	6269	95.0	+2.6
Det.	2378	5147	.462	395	1114	.355	1162	1518	.765	703	1985	2688	1485	1283	3	563	959	348	6313	95.7	-4.8
LA-L	2492	5703	.437	443	1274	.348	901	1215	.742	758	1946	2704	1446	1332	3	556	745	302	6328	95.9	+1.4
S.A.	2512	5560	.452	412	1166	.353	932	1233	.756	680	2039	2719	1291	1244	3	489	906	330	6368	96.5	+7.2
OKC.	2405	5629	.427	421	1231	.342	1167	1519	.768	835	1889	2724	1312	1322	6	542	937	321	6398	96.9	+6.1
Port.	2476	5349	.463	442	1217	.363	1062	1421	.747	730	2062	2792	1392	1306	9	499	982	314	6456	97.8	-0.6
Hou.	2474	5427	.456	369	1136	.325	1142	1490	.766	729	2028	2757	1321	1215	4	495	972	340	6459	97.9	+0.2
Wash.	2422	5352	.453	426	1216	.350	1227	1618	.758	811	2062	2873	1420	1231	3	520	1004	300	6497	98.4	-4.8
Phoe.	2505	5510	.455	398	1131	.352	1100	1444	.762	802	2064	2866	1416	1293	3	526	929	288	6508	98.6	-0.2
Milw.	2449	5453	.449	438	1247	.351	1181	1535	.769	813	2138	2951	1433	1278	5	499	1049	297	6517	98.7	+0.3
Utah	2403	5310	.453	428	1259	.340	1302	1727	.754	728	1988	2716	1355	1366	5	494	968	375	6536	99.0	+0.6
N.J.	2501	5294	.472	431	1151	.374	1106	1494	.740	780	2032	2812	1539	1274	9	525	943	330	6539	99.1	-6.0
Minn.	2572	5656	.455	406	1195	.340	1059	1402	.755	771	2096	2867	1422	1435	9	549	875	377	6609	100.1	-2.2
Clev.	2536	5431	.467	448	1236	.362	1095	1464	.748	752	2073	2825	1527	1381	9	524	917	409	6615	100.2	-7.2
Cha.	2568	5411	.475	406	1142	.356	1115	1486	.750	778	2193	2971	1537	1341	5	499	890	378	6657	100.9	-13.9
G.S.	2461	5431	.453	468	1281	.365	1288	1725	.747	869	2157	3026	1527	1095	2	499	978	328	6678	101.2	-3.4
Den.	2541	5569	.456	571	1489	.383	1029	1356	.759	730	1928	2658	1528	1452	9	524	1028	439	6682	101.2	+2.9
Sac.	2668	5609	.476	439	1236	.355	1118	1468	.762	815	2154	2969	1571	1313	8	518	1014	423	6893	104.4	-5.7
AVG.'S	2407	5374	.448	423	1213	.349	1116	1482	.752	750	2033	2784	1384	1291	6	507	962	336	6353	96.3	---
----	72218				36395		33465				61002		41533	184		28860		190594			
----		161225		12693			44472			22513	83515		38744	15200		10086					

TEAM OFFENSIVE/DEFENSIVE AVERAGES

TEAMS' STATISTICS (PER GAME) / INCLUDES GAMES OF THURSDAY, APRIL 26, 2012

	FIELD GOALS				3-PT. F.G.'S			FREE THROWS			--- REBOUNDS ---			----- MISCELLANEOUS -----						
TEAM	G	MADE	ATT	PCT	MADE	ATT	PCT	MADE	ATT	PCT	OFF	DEF	TOT	AST	PF	DQ	STL	TO	BLK	PTS
Atl.	66	36.80	81.03	.454	7.45	20.15	.370	15.53	20.98	.740	9.88	31.30	41.18	22.44	17.85	0.12	8.12	13.95	4.59	96.6
Bos.	66	35.47	77.06	.460	5.50	14.97	.367	15.41	19.82	.778	7.71	31.08	38.79	23.59	19.92	0.14	7.55	14.83	5.48	91.8
Cha.	66	33.23	80.20	.414	3.98	13.52	.295	16.52	22.15	.746	10.26	28.70	38.95	20.09	18.92	0.08	6.02	14.50	5.47	87.0
Chi.	66	37.38	82.76	.452	6.35	16.92	.375	15.24	21.12	.722	13.86	32.80	46.67	23.14	17.26	0.08	6.91	13.98	5.88	96.3
Clev.	66	34.26	81.21	.422	6.67	19.29	.346	17.85	24.92	.716	12.74	29.53	42.27	19.82	19.95	0.09	7.06	15.41	3.97	93.0
Dall.	66	36.33	82.00	.443	7.53	22.18	.339	15.59	20.21	.771	10.08	32.70	42.77	20.91	18.58	0.03	8.56	14.03	5.11	95.8
Den.	66	38.97	81.88	.476	6.59	19.86	.332	19.59	26.67	.735	11.18	31.89	43.08	23.95	19.65	0.03	8.18	15.38	5.00	104.1
Det.	66	34.71	79.27	.438	4.80	13.88	.346	16.64	22.14	.752	11.74	28.52	40.26	18.67	19.59	0.11	6.97	15.65	4.21	90.9
G.S.	66	37.71	82.47	.457	7.94	20.47	.388	14.41	18.71	.770	9.70	29.50	39.20	22.27	21.36	0.17	8.00	13.86	5.48	97.8
Hou.	66	37.71	83.98	.449	7.24	20.15	.359	15.42	19.71	.782	11.67	30.52	42.18	21.27	20.41	0.09	7.52	14.47	4.83	98.1
Ind.	66	35.67	81.44	.438	5.94	16.12	.368	20.44	26.12	.782	12.52	31.36	43.88	18.61	21.67	0.08	7.92	14.02	5.41	97.7
LA-C	66	36.95	81.30	.455	7.79	21.83	.357	15.85	23.30	.680	12.12	29.44	41.56	20.98	21.20	0.11	8.42	13.32	4.77	97.5
LA-L	66	36.80	80.59	.457	5.48	16.85	.326	18.21	24.08	.756	12.11	34.11	46.21	22.50	16.80	0.08	5.91	15.11	5.32	97.3
Mem.	66	36.74	82.15	.447	4.20	12.86	.326	17.30	22.79	.759	12.59	29.45	42.05	19.55	19.94	0.11	9.56	14.47	5.23	95.0
Miami	66	37.06	78.97	.469	5.61	15.61	.359	18.76	24.21	.775	10.39	31.21	41.61	19.95	19.42	0.05	8.86	15.18	5.38	98.5
Milw.	66	37.91	85.64	.443	6.61	19.17	.345	16.59	21.44	.774	12.42	30.05	42.47	23.48	19.29	0.15	8.30	14.08	5.08	99.0
Minn.	66	35.68	82.33	.433	7.17	21.56	.332	19.41	25.18	.771	12.08	31.65	43.73	19.55	18.36	0.08	6.61	15.17	4.44	97.9
N.J.	66	34.27	80.61	.425	7.68	22.44	.342	16.86	21.71	.777	11.86	28.47	40.33	19.86	19.21	0.06	7.47	15.08	3.94	93.1
N.O.	66	34.85	77.32	.451	3.92	11.77	.333	16.02	21.17	.757	10.97	30.17	41.14	20.73	20.06	0.11	7.39	15.52	4.79	89.6
N.Y.	66	35.83	80.83	.443	7.83	23.30	.336	18.35	24.76	.741	11.26	30.48	41.74	20.12	21.08	0.11	9.42	16.00	4.18	97.8
OKC.	66	37.30	79.23	.471	7.15	19.95	.358	21.30	26.42	.806	11.00	32.68	43.68	18.55	20.48	0.05	7.55	16.35	8.17	103.1
Orl.	66	34.47	78.21	.441	10.15	27.05	.375	15.08	22.85	.660	11.24	31.21	42.45	20.02	17.70	0.08	6.83	14.91	4.17	94.2
Phil.	66	37.44	83.58	.448	5.29	14.59	.362	13.47	18.15	.742	10.67	32.48	43.15	22.02	17.53	0.11	7.97	11.18	5.15	93.6
Phoe.	66	37.80	82.50	.458	6.73	19.62	.343	16.03	21.17	.757	10.86	30.83	41.70	22.52	18.68	0.06	6.53	14.06	5.55	98.4
Port.	66	36.39	82.08	.443	7.24	20.94	.346	17.17	21.56	.796	11.14	29.53	40.67	20.44	18.95	0.03	8.00	14.17	4.88	97.2
Sac.	66	37.73	86.55	.436	6.23	19.71	.316	17.08	23.21	.736	13.36	29.50	42.86	19.26	19.50	0.18	8.50	14.42	4.89	98.8
S.A.	66	39.56	82.77	.478	8.36	21.29	.393	16.17	21.62	.748	10.35	32.62	42.97	23.15	17.32	0.02	7.42	13.56	4.44	103.7
Tor.	66	34.36	78.09	.440	5.53	16.29	.340	16.44	21.36	.770	10.56	31.42	41.98	20.94	23.21	0.18	6.50	15.17	4.86	90.7
Utah	66	38.23	83.80	.456	4.14	12.80	.323	19.06	25.27	.754	13.05	31.14	44.18	21.80	21.83	0.20	8.26	14.18	5.83	99.7
Wash.	66	36.58	82.95	.441	5.21	16.29	.320	15.27	21.00	.727	11.74	29.92	41.67	19.12	21.29	0.06	7.98	15.27	6.32	93.6

OPPONENTS' STATISTICS (PER GAME) / INCLUDES GAMES OF THURSDAY, APRIL 26, 2012

----	FIELD GOALS				3-PT. F.G.'S			FREE THROWS			---	REBOUNDS			-----	MISCELLANEOUS							-----
TEAM	G	MADE	ATT	PCT	MADE	ATT	PCT	MADE	ATT	PCT		OFF	DEF	TOT		AST	PF	DQ	STL	TO	BLK	PTS	
Atl.	66	36.06	81.30	.444	5.92	17.23	.344	15.11	20.06	.753		10.79	31.50	42.29		20.52	19.14	0.17	7.48	15.14	4.74	93.2	
Bos.	66	33.44	79.73	.419	5.21	16.92	.308	17.24	22.70	.760		11.83	31.36	43.20		18.68	18.44	0.11	7.80	15.68	4.61	89.3	
Cha.	66	38.91	81.98	.475	6.15	17.30	.356	16.89	22.52	.750		11.79	33.23	45.02		23.29	20.32	0.08	7.56	13.48	5.73	100.9	
Chi.	66	34.61	82.12	.421	4.62	14.23	.325	14.33	19.38	.740		11.36	28.62	39.98		18.86	17.67	0.05	7.42	13.27	5.20	88.2	
Clev.	66	38.42	82.29	.467	6.79	18.73	.362	16.59	22.18	.748		11.39	31.41	42.80		23.14	20.92	0.14	7.94	13.89	6.20	100.2	
Dall.	66	35.56	81.67	.435	7.17	20.73	.346	16.55	22.06	.750		11.00	32.92	43.92		20.47	18.38	0.05	8.50	14.71	4.02	94.8	
Den.	66	38.50	84.38	.456	8.65	22.56	.383	15.59	20.55	.759		11.06	29.21	40.27		23.15	22.00	0.14	7.94	15.58	6.65	101.2	
Det.	66	36.03	77.98	.462	5.98	16.88	.355	17.61	23.00	.765		10.65	30.08	40.73		22.50	19.44	0.05	8.53	14.53	5.27	95.7	
G.S.	66	37.29	82.29	.453	7.09	19.41	.365	19.52	26.14	.747		13.17	32.68	45.85		23.14	16.59	0.03	7.56	14.82	4.97	101.2	
Hou.	66	37.48	82.23	.456	5.59	17.21	.325	17.30	22.58	.766		11.05	30.73	41.77		20.02	18.41	0.06	7.50	14.73	5.15	97.9	
Ind.	66	34.92	80.36	.435	6.70	19.08	.351	17.86	24.50	.729		12.03	30.27	42.30		19.58	21.64	0.12	6.56	14.92	6.03	94.4	
LA-C	66	34.53	77.24	.447	6.97	19.11	.365	18.95	25.42	.746		10.79	29.00	39.79		20.73	21.23	0.12	6.00	14.64	4.48	95.0	
LA-L	66	37.76	86.41	.437	6.71	19.30	.348	13.65	18.41	.742		11.48	29.48	40.97		21.91	20.18	0.05	8.42	11.29	4.58	95.9	
Mem.	66	34.52	77.76	.444	6.32	18.32	.345	17.62	23.06	.764		11.05	29.61	40.65		19.30	19.32	0.12	7.85	17.12	5.50	93.0	
Miami	66	34.62	79.80	.434	7.26	19.97	.363	16.00	22.08	.725		11.02	28.74	39.76		19.65	20.55	0.14	8.32	16.77	4.24	92.5	
Milw.	66	37.11	82.62	.449	6.64	18.89	.351	17.89	23.26	.769		12.32	32.39	44.71		21.71	19.36	0.08	7.56	15.89	4.50	98.7	
Minn.	66	38.97	85.70	.455	6.15	18.11	.340	16.05	21.24	.755		11.68	31.76	43.44		21.55	21.74	0.14	8.32	13.26	5.71	100.1	
N.J.	66	37.89	80.21	.472	6.53	17.44	.374	16.76	22.64	.740		11.82	30.79	42.61		23.32	19.30	0.14	7.95	14.29	5.00	99.1	
N.O.	66	34.92	78.61	.444	6.44	20.33	.317	17.11	22.53	.759		11.08	28.94	40.02		20.89	18.71	0.06	7.92	13.86	5.76	93.4	
N.Y.	66	35.09	79.36	.442	6.73	18.76	.359	17.74	24.09	.736		10.86	30.98	41.85		18.91	21.77	0.14	8.12	17.05	5.06	94.7	
OKC.	66	36.44	85.29	.427	6.38	18.65	.342	17.68	23.02	.768		12.65	28.62	41.27		19.88	20.03	0.09	8.21	14.20	4.86	96.9	
Orl.	66	35.94	80.11	.449	6.27	18.06	.347	15.23	19.73	.772		10.11	31.23	41.33		20.45	19.82	0.14	7.50	13.14	4.14	93.4	
Phil.	66	34.29	80.33	.427	5.41	16.21	.334	15.41	20.48	.752		10.70	33.05	43.74		19.59	16.21	0.05	5.92	13.91	4.79	89.4	
Phoe.	66	37.95	83.48	.455	6.03	17.14	.352	16.67	21.88	.762		12.15	31.27	43.42		21.45	19.59	0.05	7.97	14.08	4.36	98.6	
Port.	66	37.52	81.05	.463	6.70	18.44	.363	16.09	21.53	.747		11.06	31.24	42.30		21.09	19.79	0.14	7.56	14.88	4.76	97.8	
Sac.	66	40.42	84.98	.476	6.65	18.73	.355	16.94	22.24	.762		12.35	32.64	44.98		23.80	19.89	0.12	7.85	15.36	6.41	104.4	
S.A.	66	38.06	84.24	.452	6.24	17.67	.353	14.12	18.68	.756		10.30	30.89	41.20		19.56	18.85	0.05	7.41	13.73	5.00	96.5	
Tor.	66	33.85	77.73	.435	6.08	18.55	.328	20.23	27.20	.744		10.26	30.26	40.52		20.11	18.39	0.11	7.24	13.18	4.88	94.0	
Utah	66	36.41	80.45	.453	6.48	19.08	.340	19.73	26.17	.754		11.03	30.12	41.15		20.53	20.70	0.08	7.48	14.67	5.68	99.0	
Wash.	66	36.70	81.09	.453	6.45	18.42	.350	18.59	24.52	.758		12.29	31.24	43.53		21.52	18.65	0.05	7.88	15.21	4.55	98.4	
ONE TEAM		36.47	81.43	.448	6.41	18.38	.349	16.90	22.46	.752		11.37	30.81	42.18		20.98	19.57	0.09	7.68	14.58	5.09	96.3	
BOTH TEAMS		72.95	162.85	.448	12.82	36.76	.349	33.80	44.92	.752		22.74	61.62	84.36		41.95	39.14	0.19	15.35	29.15	10.19	192.5	

TEAM OFFENSIVE/DEFENSIVE RANKINGS

TEAMS' STATISTICS, RANK WITHIN LEAGUE

----	ATL	BOS	CHA	CHI	CLE	DAL	DEN	DET	GS	HOU	IND	LAC	LAL	MEM	MIA	MIL	MIN	NJ	NO	NY	OKC	ORL	PHI	PHO	POR	SAC	SA	TOR	UTA	WAS
Points/game	17	26	30	18	25	19	1	27	12	9	13	14	15	20	7	5	10	24	29	11	3	21	22t	8	16	6	2	28	4	22t
FG pct.	11	5	30	12	29	19	2	25	7	14	24	10	8	16	4	20	27	28	13	18	3	22	15	6	17	26	1	23	9	21
FT pct.	23	5	20	27	28	9	25	18	11	4	3	29	16	13	7	8	10	6	15	22	1	30	21	14	2	24	19	12	17	26
3-pt FG pct.	5	7	30	4	15	20	24	13	2	9	6	12	26	25	10	16	23	18	22	21	11	3	8	17	14	29	1	19	27	28
Off. Reb./gm	28	30	26	1	4	27	17	12t	29	14	6	8	9	5	24	7	10	11	20	15	19	16	22	21	18	2	25	23	3	12t
Def. Reb./gm	11	15	28	2	22t	3	7	29	24t	17	10	27	1	26	12t	20	8	30	19	18	4	12t	6	16	22t	24t	5	9	14	21
Rebounds/game	23	30	29	1	14	11	8	27	28	15	4	22	2	16	21	12	5	26	24	18	6	13	7	19	25	10	9	17	3	20
Assists/game	8	2	19	5	23	15	1	28	9	12	29	13	7	24t	21	3	24t	22	16	18	30	20	10	6	17	26	4	14	11	27
Steals/game	10	16t	29	24	22	4	9	23	11t	18	15	6	30	1	3	7	26	19	21	2	16t	25	14	27	11t	5	20	28	8	13
Turnovers/gm	5	17	16	6	26	8	25	28	4	14t	7	2	20	14t	23	10	21t	19	27	29	30	18	1	9	11	13	3	21t	12	24
Blocks/gm	23	6t	8	3	29	14	16	26	6t	20	9	22	11	12	10	15	24t	30	21	27	1	28	13	5	18	17	24t	19	4	2
Pers.Fouls/gm	6	18	10	2	20	8	17	16	27	22	28	25	1	19	14	13	7	12	21	24	23	5	4	9	11	15	3	30	29	26
DQ/game	24	25	10t	10t	16t	2t	2t	18t	27	16t	10t	18t	10t	18t	5t	26	10t	7t	18t	18t	5t	10t	18t	7t	2t	28t	1	28t	30	7t

OPPONENTS' STATISTICS, RANK WITHIN LEAGUE

----	ATL	BOS	CHA	CHI	CLE	DAL	DEN	DET	GS	HOU	IND	LAC	LAL	MEM	MIA	MIL	MIN	NJ	NO	NY	OKC	ORL	PHI	PHO	POR	SAC	SA	TOR	UTA	WAS
Points/game	6	2	27	1	26	12	29	14	28	19	10	13	15	5	4	22	25	24	8	11	17	7	3	21	18	30	16	9	23	20
FG pct.	11	1	29	2	27	7	24	25	20	23	6	14	9	12	5	16	22	28	13	10	4	15	3	21	26	30	17	8	19	18
FT pct.	15	22	13	4	11	12	20	26	9	27	2	8	6	25	1	29	17	5	21	3	28	30	14	24	10	23	18	7	16	19
3-pt FG pct.	10	1	22	3	24	12	30	20	28	4	16	27	14	11	26	17	7	29	2	23	9	13	6	18	25	21	19	5	8	15
Off. Reb./gm	6t	23	21	17	18	9	14t	4	30	12t	24	6t	19	12t	10	27	20	22	16	8	29	1	5	25	14t	28	3	2	11	26
Def. Reb./gm	23	21	30	1t	22	28	6	9	27	13	12	5	7	8	3	25	24	14	4	16	1t	17	29	20	18t	26	15	11	10	18t
Rebounds/game	16	21	29	3	20	26	5	8	30	14	17t	2	9	7	1	27	23	19	4	15	12	13	25	22	17t	28	11	6	10	24
Assists/game	14	1	28	2	25t	13	27	24	25t	10	6	16	23	4	8	22	21	29	17	3	9	12	7	19	18	30	5	11	15	20
Steals/game	7t	15	11t	6	20t	29	20t	30	11t	9t	3	2	28	16t	26t	11t	26t	22	19	24	25	9t	1	23	11t	16t	5	4	7t	18
Turnovers/gm	9	5	25	26	22	14	6	17	12	13	10	16	30	1	3	4	27	18	23	2	19	29	21	20	11	7	24	28	15	8
Blocks/gm	10	9	25	20	28	1	30	21	15	19	27	5	8	22	3	6	24	16t	26	18	13	2	12	4	11	29	16t	14	23	7
Pers.Fouls/gm	20	24	9	28	6	27	1	16	29	25	4	5	10	18	8	17	3	19	22	2	11	13	30	15	14	12	21	26	7	23
DQ/game	1	14t	17t	22t	2t	22t	2t	22t	30	20t	10t	10t	22t	10t	2t	17t	2t	2t	20t	2t	16	2t	22t	22t	2t	10t	22t	14t	17t	22t

COMBINATION TEAM/OPPONENT STATISTICS, RANK WITHIN LEAGUE

Pts/game/diff.	6	11	30	1	29	14	9	25	23	18	7	10	13	12	4	17	21	28	24	8	3	15	5	19	20	27	2	22	16	26
Off. Reb. Pct.	26	30	27	1	8	28	13	9	29	15	5	4	6	3	19	12	14	10	16	18	11	20	25	23	21	7	24	22	2	17
Def. Reb. Pct.	7	20	27	8	22	5	9	17	30	13	21	14	6	19	10	25	16	28	15	12	23	2	4	24	18	29	1	3	11	26
Total Reb. Pct.	25	29	28	1	11	24	7	13	30	12	8	4	3	5	16	22	15	23	14	17	18	6	19	27	21	20	10	9	2	26

MISCELLANEOUS STATS

-----	POINTS		FIELD GOAL		TURNOVERS		REBOUND			BELOW		OVERTIME		DECIDED		DECIDED	
-----	PER GAME		PERCENTAGE		PER GAME		PERCENTAGES			100 PTS.		GAMES		3 PTS.		10 PTS.	
-----	OWN	OPP.	OWN	OPP.	OWN	OPP.	OFF.	DEF.	TOT.	OWN	OPP.	W	L	W	L	W	L
TEAM																	
Atlanta	96.6	93.2	.454	.444	14.0	15.1	.239	.744	.491	35	54	5	3	6	8	17	13
Boston	91.8	89.3	.460	.419*	14.8	15.7	.197	.724	.461	48	57	3	1	6	5	19	11
Charlotte	87.0	100.9	.414	.475	14.5	13.5	.236	.709	.472	59	27	0	2	2	4	2	38
Chicago	96.3	88.2*	.452	.421	14.0	13.3	.326*	.743	.535*	44	53	3	1	5	2	31	8
Cleveland	93.0	100.2	.422	.467	15.4	13.9	.289	.722	.505	49	32	0	5	5	6	9	26
Dallas	95.8	94.8	.443	.435	14.0	14.7	.234	.748	.491	43	48	3	3	7	8	16	15
Denver	104.1*	101.2	.476	.456	15.4	15.6	.277	.743	.510	27	26	5	2	6	6	18	11
Detroit	90.9	95.7	.438	.462	15.7	14.5	.281	.728	.504	52	42	2	3	7	4	12	27
Golden State	97.8	101.2	.457	.453	13.9	14.8	.229	.691	.460	36	30	1	2	5	12	7	16
Houston	98.1	97.9	.449	.456	14.5	14.7	.275	.734	.505	41	34	3	6	8	5	13	13
Indiana	97.7	94.4	.438	.435	14.0	14.9	.292	.723	.508	35	49	4	2	4	3	21	12
L.A. Clippers	97.5	95.0	.455	.447	13.3	14.6	.295	.732	.513	37	44	4	1	7	6	17	7
L.A. Lakers	97.3	95.9	.457	.437	15.1	11.3	.291	.748	.520	44	40	6	1	10	4	11	10
Memphis	95.0	93.0	.447	.444	14.5	17.1*	.298	.727	.513	46	54	1	2	6	2	16	10
Miami	98.5	92.5	.469	.434	15.2	16.8	.266	.739	.502	37	50	2	4	6	2	29	10
Milwaukee	99.0	98.7	.443	.449	14.1	15.9	.277	.709	.493	33	41	1	0	4	6	13	12
Minnesota	97.9	100.1	.433	.455	15.2	13.3	.275	.730	.503	38	35	0	3	7	7	13	16
New Jersey	93.1	99.1	.425	.472	15.1	14.3	.278	.707	.492	49	30	2	0	6	2	8	26
New Orleans	89.6	93.4	.451	.444	15.5	13.9	.275	.731	.503	57	50	1	3	4	9	6	19
New York	97.8	94.7	.443	.442	16.0	17.0	.266	.737	.502	36	45	1	2	7	3	19	15
Oklahoma City	103.1	96.9	.471	.427	16.3	14.2	.278	.721	.499	24	42	3	1	5	4	27	5
Orlando	94.2	93.4	.441	.449	14.9	13.1	.265	.755	.510	36	48	1	4	2	5	18	16
Philadelphia	93.6	89.4	.448	.427	11.2*	13.9	.244	.752	.498	46	54	1	2	1	4	28	12
Phoenix	98.4	98.6	.458	.455	14.1	14.1	.258	.717	.488	41	31	0	0	8	5	14	19
Portland	97.2	97.8	.443	.463	14.2	14.9	.263	.728	.495	43	38	1	3	3	11	17	17
Sacramento	98.8	104.4	.436	.476	14.4	15.4	.291	.705	.498	35	23	1	2	6	7	6	24
San Antonio	103.7	96.5	.478*	.452	13.6	13.7	.251	.760*	.505	24	39	3	1	5	4	31	7
Toronto	90.7	94.0	.440	.435	15.2	13.2	.259	.754	.506	52	47	2	2	1	7	12	21
Utah	99.7	99.0	.456	.453	14.2	14.7	.302	.738	.520	33	35	4	3	7	6	15	14
Washington	93.6	98.4	.441	.453	15.3	15.2	.273	.709	.491	48	30	1	0	6	5	11	26
COMPOSITE; 990 games	96.3		.448		14.6		.270	.730		1228	1228	64		162		476	

* - League Leader

REBOUND PERCENTAGES

OFF. - Percentage of a given team's missed shots which that team rebounds.

DEF. - Percentage of opponents' missed shots which a given team rebounds.

TOT. - Average of offensive and defensive rebound percentages.

TOP 40 LEADERS

SCORING AVERAGE	G	FG	FT	PTS	AVG	REBOUNDS PER GAME	G	OFF	DEF	TOT	AVG	ASSISTS PER GAME	G	AST	AVG
Durant, OKC.	66	643	431	1850	28.0	Howard, Orl.	54	200	585	785	14.5	Rondo, Bos.	53	620	11.7
Bryant, LA-L	58	574	381	1616	27.9	Love, Min.	55	226	508	734	13.3	Nash, Pho.	62	664	10.7
James, Mia.	62	621	387	1683	27.1	Bynum, LA-L	60	192	517	709	11.8	Paul, LA-C	60	543	9.1
Love, Min.	55	474	379	1432	26.0	Cousins, Sac.	64	265	438	703	11.0	Calderon, Tor.	53	468	8.8
Westbrook, OKC.	66	578	340	1558	23.6	Humphries, N.J.	62	233	448	681	11.0	D. Williams, N.J.	55	481	8.7
Anthony, N.Y.	55	441	295	1245	22.6	Griffin, LA-C	66	218	499	717	10.9	Rubio, Min.	41	336	8.2
Aldridge, Por.	55	483	223	1191	21.7	Gasol, LA-L	65	183	495	678	10.4	Wall, Was.	66	530	8.0
Nowitzki, Dal.	62	473	318	1342	21.6	Gortat, Pho.	66	185	474	659	10.0	Parker, S.A.	60	463	7.7
D. Williams, N.J.	55	391	257	1154	21.0	Chandler, N.Y.	62	212	400	612	9.9	Miller, Den.	66	441	6.7
Griffin, LA-C	66	561	244	1368	20.7	Noah, Chi.	64	242	387	629	9.8	Lawson, Den.	61	401	6.6
Ellis, G.S.-Mil.	58	450	219	1181	20.4	Monroe, Det.	66	239	398	637	9.7	Conley, Mem.	62	404	6.5
Lee, G.S.	57	464	219	1147	20.1	Jefferson, Utah	61	133	452	585	9.6	Felton, Por.	60	390	6.5
Paul, LA-C	60	425	260	1189	19.8	Smith, Atl.	66	136	496	632	9.6	James, Mia.	62	387	6.2
Pierce, Bos.	61	394	293	1181	19.4	Lee, G.S.	57	171	374	545	9.6	Ellis, G.S.-Mil.	58	346	6.0
Jefferson, Utah	61	516	137	1170	19.2	Camby, Por.-Hou.	59	157	373	530	9.0	Nelson, Orl.	57	325	5.7
Jennings, Mil.	66	469	193	1260	19.1	Duncan, S.A.	58	110	410	520	9.0	Sessions, Cle.-LA-L	64	354	5.5
Gay, Mem.	65	485	208	1232	19.0	Gasol, Mem.	65	120	459	579	8.9	Jennings, Mil.	66	365	5.5
J. Johnson, Atl.	60	423	158	1129	18.8	Ilyasova, Mil.	60	196	333	529	8.8	Westbrook, OKC.	66	362	5.5
Smith, Atl.	66	504	203	1239	18.8	Hibbert, Ind.	65	213	359	572	8.8	Iguodala, Phi.	62	339	5.5
Bynum, LA-L	60	444	234	1123	18.7	Millsap, Utah	64	180	383	563	8.8	Vasquez, N.O.	66	359	5.4
Granger, Ind.	62	391	254	1159	18.7	Boozer, Chi.	66	114	450	564	8.5	Dragic, Hou.	66	351	5.3
Parker, S.A.	60	427	227	1095	18.3	Jordan, LA-C	66	202	344	546	8.3	Harris, Utah	63	316	5.0
Cousins, Sac.	64	448	262	1160	18.1	Garnett, Bos.	60	66	428	494	8.2	Teague, Atl.	66	321	4.9
Bosh, Mia.	57	393	229	1025	18.0	Durant, OKC.	66	40	487	527	8.0	Collison, Ind.	60	287	4.8
Gasol, LA-L	65	459	204	1129	17.4	James, Mia.	62	94	398	492	7.9	Bryant, LA-L	58	264	4.6
Jamison, Cle.	65	421	185	1118	17.2	Bosh, Mia.	57	94	358	452	7.9	Evans, Sac.	63	283	4.5
Harden, OKC.	62	309	312	1044	16.8	Pachulia, Atl.	58	154	303	457	7.9	Pierce, Bos.	61	274	4.5
DeRozan, Tor.	63	381	268	1054	16.7	McGee, Was.-Den.	61	163	314	477	7.8	Holiday, Phi.	65	290	4.5
Millsap, Utah	64	426	202	1061	16.6	Anderson, Orl.	61	224	247	471	7.7	Walker, Cha.	66	289	4.4
Evans, Sac.	63	408	201	1037	16.5	Ibaka, OKC.	66	193	305	498	7.5	Thomas, Sac.	65	266	4.1
Lawson, Den.	61	374	178	999	16.4	Marion, Dal.	63	145	320	465	7.4	Smith, Atl.	66	257	3.9
Wall, Was.	66	378	317	1076	16.3	Haslem, Mia.	64	117	353	470	7.3	J. Johnson, Atl.	60	232	3.9
Anderson, Orl.	61	332	150	980	16.1	Brand, Phi.	60	145	284	429	7.2	Udrih, Mil.	59	227	3.8
Garnett, Bos.	60	391	162	947	15.8	Dalembert, Hou.	65	158	298	456	7.0	Knight, Det.	66	251	3.8
Scola, Hou.	66	436	153	1025	15.5	Thompson, Sac.	64	166	277	443	6.9	Harden, OKC.	62	229	3.7
Duncan, S.A.	58	361	173	895	15.4	Nowitzki, Dal.	62	46	373	419	6.8	Gasol, LA-L	65	238	3.7
Gortat, Pho.	66	427	163	1017	15.4	Wallace, Por.-N.J.	58	87	299	386	6.7	Diaw, Cha.-S.A.	57	205	3.6
Monroe, Det.	66	407	201	1015	15.4	Davis, Tor.	66	134	304	438	6.6	Terry, Dal.	63	226	3.6
Afflalo, Den.	62	329	197	943	15.2	West, Ind.	66	118	315	433	6.6	Durant, OKC.	66	231	3.5
Terry, Dal.	63	357	98	950	15.1	Perkins, OKC.	65	120	306	426	6.6	Chalmers, Mia.	64	222	3.5

FIELD GOAL PCT.	FG	FGA	PCT	3-PT FIELD GOAL PCT.	3FG	3GA	PCT	FREE THROW PCT.	FT	FTA	PCT
Chandler, N.Y.	241	355	.679	Novak, N.Y.	133	282	.472	Crawford, Por.	191	206	.927
Howard, Orl.	416	726	.573	Ilyasova, Mil.	51	112	.455	Redick, Orl.	143	157	.911
Pekovic, Min.	256	454	.564	Curry, G.S.	55	121	.455	Nowitzki, Dal.	318	355	.896
Bynum, LA-L	444	796	.558	Allen, Bos.	106	234	.453	Nash, Pho.	127	142	.894
McGee, Was.-Den.	404	752	.536	Miller, Mia.	53	117	.453	Martin, Hou.	160	179	.894
Gortat, Pho.	427	769	.555	Rush, G.S.	99	219	.452	Ridnour, Min.	106	119	.891
Griffin, LA-C	561	1022	.549	Green, Atl.	50	113	.442	Anderson, Orl.	150	171	.877
Ibaka, OKC.	262	490	.535	Farmar, N.J.	55	125	.440	Augustin, Cha.	105	120	.875
Blair, S.A.	269	504	.534	Green, S.A.	102	234	.436	Granger, Ind.	254	291	.873
Boozer, Chi.	448	842	.532	Korver, Chi.	118	271	.435	Bargnani, Tor.	151	173	.873
Nash, Pho.	295	555	.532	Gordon, Det.	63	147	.429	Irving, Cle.	171	196	.872
James, Mia.	621	1169	.531	Duhon, Orl.	50	119	.420	Jack, N.O.	129	148	.872
Monroe, Det.	407	781	.521	Jefferson, S.A.-G.S.	113	269	.420	Gallinari, Den.	182	209	.871
Aldridge, Por.	483	943	.512	Bonner, S.A.	105	250	.420	Thornton, Sac.	141	163	.865
Noah, Chi.	249	490	.508	Neal, S.A.	83	198	.419	Lowry, Hou.	171	198	.864
T. Young, Phi.	348	687	.507	Redick, Orl.	112	268	.418	Paul, LA-C	260	302	.861
Lee, G.S.	464	922	.503	Thompson, G.S.	111	268	.414	Conley, Mem.	136	158	.861
Garnett, Bos.	391	777	.503	Ginobili, S.A.	52	126	.413	Gordon, Det.	117	136	.860
Gasol, LA-L	459	917	.501	Jones, Mia.	46	114	.404	Durant, OKC.	431	501	.860
Wade, Mia.	416	837	.497	Budinger, Hou.	88	219	.402	Matthews, Por.	147	171	.860
Hibbert, Ind.	332	668	.497	Lee, Hou.	87	217	.401	Garnett, Bos.	162	189	.857
Durant, OKC.	643	1297	.496	Dunleavy, Mil.	83	208	.399	Maggette, Cha.	178	208	.856
Millsap, Utah	426	861	.495	Irving, Cle.	73	183	.399	Young, Was.-LA-C	144	169	.852
Brand, Phi.	287	581	.494	Afflalo, Den.	88	221	.398	Pierce, Bos.	293	344	.852
Duncan, S.A.	361	733	.492	Gibson, Cle.	55	139	.396	J. Johnson, Atl.	158	186	.849
Ilyasova, Mil.	294	597	.492	Iguodala, Phi.	76	193	.394	Gooden, Mil.	176	208	.846
Jefferson, Utah	516	1048	.492	Anderson, Orl.	166	422	.393	Harden, OKC.	312	369	.846
Harden, OKC.	309	629	.491	Watson, Chi.	68	173	.393	Bryant, LA-L	381	451	.845
Scola, Hou.	436	888	.491	Lucas, Chi.	55	140	.393	D. Williams, N.J.	257	305	.843
Lawson, Den.	374	767	.488	Batum, Por.	107	274	.391	Batum, Por.	133	159	.836
West, Ind.	349	716	.487	Harden, OKC.	114	292	.390	Stuckey, Det.	267	320	.834
Bosh, Mia.	393	807	.487	Nash, Pho.	55	141	.390	Thomas, Sac.	154	185	.832
Dudley, Pho.	312	643	.485	Williams, Atl.	58	149	.389	Hayward, Utah	193	232	.832
Stoudemire, N.Y.	316	654	.483	Williams, LA-C	93	239	.389	Collison, Ind.	127	153	.830
Gasol, Mem.	357	740	.482	Chalmers, Mia.	101	260	.388	Lawson, Den.	178	216	.824
Humphries, N.J.	323	671	.481	J. Johnson, Atl.	125	322	.388	Love, Min.	379	460	.824
Parker, S.A.	427	890	.480	Durant, OKC.	133	344	.387	Westbrook, OKC.	340	413	.823
Bass, Bos.	303	632	.479	Foye, LA-C	127	329	.386	Bosh, Mia.	229	279	.821
Paul, LA-C	425	890	.478	George, Ind.	90	234	.385	Barbosa, Tor.-Ind.	101	124	.815
Teague, Atl.	320	672	.476	Pargo, Atl.	53	138	.384	Aldridge, Por.	223	274	.814

TOP 40 LEADERS/ROOKIE LEADERS

STEALS PER GAME	G	STL	AVG	BLOCKS PER GAME	G	BLK	AVG	MINUTES PER GAME	G	MIN	AVG
Paul, LA-C	60	152	2.53	Ibaka, OKC.	66	241	3.65	Deng, Chi.	54	2129	39.4
Conley, Mem.	62	136	2.19	McGee, Was.-Den.	61	132	2.16	Love, Min.	55	2145	39.0
James, Mia.	62	115	1.85	Howard, Orl.	54	116	2.15	Durant, OKC.	66	2546	38.6
Millsap, Utah	64	118	1.84	Jordan, LA-C	66	135	2.05	Bryant, LA-L	58	2232	38.5
Allen, Mem.	58	104	1.79	Hibbert, Ind.	65	128	1.97	Howard, Orl.	54	2070	38.3
Iguodala, Phi.	62	107	1.73	Bynum, LA-L	60	116	1.93	James, Mia.	62	2326	37.5
Shumpert, N.Y.	59	101	1.71	Gasol, Mem.	65	121	1.86	Gasol, LA-L	65	2430	37.4
Westbrook, OKC.	66	112	1.70	Biyombo, Cha.	63	115	1.83	Gay, Mem.	65	2422	37.3
George, Ind.	66	108	1.64	Smith, Atl.	66	115	1.74	Lee, G.S.	57	2121	37.2
Teague, Atl.	66	106	1.61	Dalembert, Hou.	65	111	1.71	Rondo, Bos.	53	1957	36.9
Holiday, Phi.	65	103	1.58	Udoh, G.S.-Mil.	61	102	1.67	Ellis, G.S.-Mil.	58	2120	36.6
Jennings, Mil.	66	104	1.58	Jefferson, Utah	61	101	1.66	Gasol, Mem.	65	2370	36.5
Chalmers, Mia.	64	97	1.52	Brand, Phi.	60	97	1.62	Paul, LA-C	60	2181	36.4
Ellis, G.S.-Mil.	58	85	1.47	Stiemsma, Bos.	55	85	1.55	D. Williams, N.J.	55	1999	36.3
Wallace, Por.-N.J.	58	85	1.47	Duncan, S.A.	58	88	1.52	Aldridge, Por.	55	1994	36.3
Gay, Mem.	65	95	1.46	Gortat, Pho.	66	99	1.50	Griffin, LA-C	66	2392	36.2
Matthews, Por.	66	96	1.45	Camby, Por.-Hou.	59	85	1.44	Wall, Was.	66	2386	36.2
Cousins, Sac.	64	93	1.45	Noah, Chi.	64	92	1.44	Wallace, Por.-N.J.	58	2076	35.8
Wall, Was.	66	95	1.44	Chandler, N.Y.	62	89	1.44	Iguodala, Phi.	62	2209	35.6
Smith, Atl.	66	93	1.41	J. Johnson, Tor.	62	84	1.35	J. Johnson, Atl.	60	2127	35.5
Lawson, Den.	61	82	1.34	Gasol, LA-L	65	88	1.35	Jennings, Mil.	66	2331	35.3
Durant, OKC.	66	88	1.33	Seraphin, Was.	57	76	1.33	Westbrook, OKC.	66	2331	35.3
Evans, Sac.	63	84	1.33	Anthony, Mia.	64	84	1.31	Smith, Atl.	66	2329	35.3
Leonard, S.A.	64	85	1.33	Gibson, Chi.	63	81	1.29	Bosh, Mia.	57	2007	35.2
Gee, Cle.	63	83	1.32	Humphries, N.J.	62	74	1.19	Bynum, LA-L	60	2112	35.2
Felton, Por.	60	78	1.30	Cousins, Sac.	64	75	1.17	Conley, Mem.	62	2174	35.1
Dragic, Hou.	66	85	1.29	Durant, OKC.	66	77	1.17	DeRozan, Tor.	63	2206	35.0
Monroe, Det.	66	83	1.26	Perkins, OKC.	65	73	1.12	Thornton, Sac.	51	1780	34.9
Brewer, Den.	59	72	1.22	Frye, Pho.	64	70	1.09	Humphries, N.J.	62	2162	34.9
Fields, N.Y.	66	79	1.20	A. Johnson, Tor.	64	69	1.08	Lawson, Den.	61	2124	34.8
Bryant, LA-L	58	69	1.19	T. Thompson, Cle.	60	62	1.03	Evans, Sac.	63	2162	34.3
Lee, Hou.	58	68	1.17	Asik, Chi.	66	68	1.03	Anthony, N.Y.	55	1876	34.1
Parsons, Hou.	63	73	1.16	Batum, Por.	59	60	1.02	Jefferson, Utah	61	2075	34.0
Terry, Dal.	63	73	1.16	Garnett, Bos.	60	61	1.02	Pierce, Bos.	61	2075	34.0
Pierce, Bos.	61	70	1.15	Favors, Utah	65	65	1.00	Calderon, Tor.	53	1799	33.9
J. Johnson, Tor.	62	71	1.15	Davis, Tor.	66	63	0.95	Holiday, Phi.	65	2196	33.8
Brewer, Chi.	66	72	1.09	Lopez, Pho.	64	60	0.94	Matthews, Por.	66	2228	33.8
World Peace, LA-L	64	69	1.08	Bass, Bos.	59	54	0.92	Afflalo, Den.	62	2086	33.6
Mayo, Mem.	66	71	1.08	Rush, G.S.	65	58	0.89	Nowitzki, Dal.	62	2079	33.5
Marion, Dal.	63	67	1.06	Wall, Was.	66	57	0.86	Henderson, Cha.	55	1831	33.3

ROOKIE LEADERS (SAME QUALIFIERS AS REGULAR LEADERS)

SCORING AVERAGE	G	FG	FT	PTS	AVG	REBOUNDS PER GAME	G	OFF	DEF	TOT	AVG	ASSISTS PER GAME	G	AST	AVG
Knight, Det.	66	319	104	847	12.8	T. Thompson, Cle.	60	187	202	389	6.5	Rubio, Min.	41	336	8.2
Thompson, G.S.	66	318	79	826	12.5	Biyombo, Cha.	63	113	255	368	5.8	Walker, Cha.	66	289	4.4
Walker, Cha.	66	281	168	799	12.1	Leonard, S.A.	64	104	223	327	5.1	Thomas, Sac.	65	266	4.1
Thomas, Sac.	65	256	154	749	11.5	Parsons, Hou.	63	90	210	300	4.8	Knight, Det.	66	251	3.8
Shumpert, N.Y.	59	214	87	563	9.5	Williams, Min.	66	77	234	311	4.7	Shumpert, N.Y.	59	164	2.8
Parsons, Hou.	63	248	43	599	9.5	Morris, Pho.	63	69	210	279	4.4	Parsons, Hou.	63	134	2.1
Williams, Min.	66	205	136	583	8.8	Vesely, Was.	57	101	148	249	4.4	Mack, Was.	64	131	2.0
T. Thompson, Cle.	60	194	106	494	8.2	Kanter, Utah	66	107	171	278	4.2	Cole, Mia.	65	133	2.0
Leonard, S.A.	64	199	68	507	7.9	Walker, Cha.	66	30	204	234	3.5	Thompson, G.S.	66	133	2.0
Fredette, Sac.	61	172	40	462	7.6	C. Singleton, Was.	66	43	190	233	3.5	Fredette, Sac.	61	108	1.8
Morris, Pho.	63	174	76	467	7.4	Knight, Det.	66	33	178	211	3.2	Leonard, S.A.	64	70	1.1
Burks, Utah	59	153	104	425	7.2	Shumpert, N.Y.	59	42	144	186	3.2	Morris, Pho.	63	65	1.0
Cole, Mia.	65	177	66	441	6.8	Thomas, Sac.	65	48	120	168	2.6	Burks, Utah	59	55	0.9
Biyombo, Cha.	63	129	69	327	5.2	Thompson, G.S.	66	24	137	161	2.4	Vesely, Was.	57	47	0.8
Vesely, Was.	57	117	33	267	4.7	Burks, Utah	59	57	75	132	2.2	C. Singleton, Was.	66	49	0.7
C. Singleton, Was.	66	116	30	306	4.6	Mack, Was.	64	12	80	92	1.4	Williams, Min.	66	38	0.6
Kanter, Utah	66	117	70	304	4.6	Cole, Mia.	65	21	70	91	1.4	T. Thompson, Cle.	60	27	0.5
Mack, Was.	64	88	42	230	3.6	Fredette, Sac.	61	17	56	73	1.2	Biyombo, Cha.	63	27	0.4
-----												Kanter, Utah	66	8	0.1

FIELD GOAL PCT.	FG	FGA	PCT	3-PT FIELD GOAL PCT.	3FG	3GA	PCT	FREE THROW PCT.	FT	FTA	PCT
Irving, Cle.	350	747	.469	Thompson, G.S.	111	268	.414	Irving, Cle.	171	196	.872
Parsons, Hou.	248	549	.452	Irving, Cle.	73	183	.399	Thomas, Sac.	154	185	.832
Thomas, Sac.	256	571	.448	Knight, Det.	105	276	.380	Rubio, Min.	126	157	.803
Thompson, G.S.	318	718	.443	Thomas, Sac.	83	219	.379	Walker, Cha.	168	213	.789
Brooks, N.J.	274	640	.428	Fredette, Sac.	78	216	.361	Brooks, N.J.	113	148	.764
Knight, Det.	319	769	.415	Parsons, Hou.	60	178	.337	Knight, Det.	104	137	.759
Walker, Cha.	281	767	.366	Brooks, N.J.	47	150	.313	Burks, Utah	104	143	.727
-----				Shumpert, N.Y.	48	157	.306	Williams, Min.	136	195	.697
-----				Walker, Cha.	69	226	.305	Faried, Den.	109	164	.665
-----								T. Thompson, Cle.	106	192	.552

STEALS PER GAME	G	STL	AVG	BLOCKS PER GAME	G	BLK	AVG	MINUTES PER GAME	G	MIN	AVG
Shumpert, N.Y.	59	101	1.71	Biyombo, Cha.	63	115	1.83	Knight, Det.	66	2129	32.3
Leonard, S.A.	64	85	1.33	Stiemsma, Bos.	55	85	1.55	Brooks, N.J.	56	1648	29.4
Parsons, Hou.	63	73	1.16	T. Thompson, Cle.	60	62	1.03	Shumpert, N.Y.	59	1705	28.9
C. Singleton, Was.	66	70	1.06	Morris, Pho.	63	42	0.67	Parsons, Hou.	63	1804	28.6
Walker, Cha.	66	60	0.91	Vesely, Was.	57	32	0.56	Walker, Cha.	66	1792	27.2
Thomas, Sac.	65	53	0.82	Williams, Min.	66	31	0.47	Thomas, Sac.	65	1656	25.5
Knight, Det.	66	49	0.74	Parsons, Hou.	63	29	0.46	Thompson, G.S.	66	1608	24.4
Thompson, G.S.	66	49	0.74	C. Singleton, Was.	66	30	0.45	Leonard, S.A.	64	1534	24.0
Vesely, Was.	57	39	0.68	Leonard, S.A.	64	24	0.38	T. Thompson, Cle.	60	1424	23.7
Cole, Mia.	65	44	0.68	Kanter, Utah	66	23	0.35	Biyombo, Cha.	63	1455	23.1

PLAYER/TEAM RATIOS

Assists Per Turnover

Name	AST	TO	RATIO
Calderon, Tor.	468	104	4.50
Paul, LA-C	543	124	4.38
Conley, Mem.	404	125	3.23
Rondo, Bos.	620	193	3.21
Williams, Phi.	221	71	3.11
Robinson, G.S.	231	75	3.08
Parker, S.A.	463	153	3.03
Udrih, Mil. (8)	227	77	2.95
Iguodala, Phi.	339	115	2.95
Kidd, Dal.	264	91	2.90
Nash, Pho.	664	229	2.90
Jenkins, G.S.	170	60	2.83
Augustin, Cha.	307	110	2.79
Lawson, Den.	401	149	2.69
Jack, N.O.	285	106	2.69
Ridnour, Min.	252	96	2.63
Harris, Utah	316	122	2.59
Rose, Chi.	307	119	2.58
Rubio, Min.	336	131	2.56
Watson, Utah	217	85	2.55

Steals Per Turnover

Name	STL	TO	RATIO
Leonard, S.A.	85	44	1.93
C. Singleton, Was.	70	38	1.84
Matthews, Por.	96	73	1.32
Brewer, Den.	72	56	1.29
Paul, LA-C	152	124	1.23
Brewer, Chi.	72	59	1.22
Delfino, Mil. (7)	79	66	1.20
Allen, Mem.	104	94	1.11
Conley, Mem.	136	125	1.09
Lee, Hou.	68	64	1.06
Millsap, Utah	118	112	1.05
World Peace, LA-L	69	69	1.00
Iguodala, Phi.	107	115	0.93
George, Ind.	108	117	0.92
Shumpert, N.Y.	101	111	0.91
Ariza, N.O.	69	76	0.91
Parsons, Hou.	73	81	0.90
Kidd, Dal.	82	91	0.90
Thornton, Sac.	71	84	0.85
Teague, Atl.	106	134	0.79

Assists Per Turnover

Name	AST	TO	RATIO
Philadelphia	1453	738	1.97
San Antonio	1528	895	1.71
Milwaukee (3)	1550	929	1.67
Chicago	1527	923	1.65
Atlanta	1481	921	1.61
Golden State	1470	915	1.61
Phoenix	1486	928	1.60
Boston	1557	979	1.59
L.A. Clippers	1385	879	1.58
Denver	1581	1015	1.56
Utah	1439	936	1.54
Dallas	1380	926	1.49
L.A. Lakers	1485	997	1.49
Houston	1404	955	1.47
Portland	1349	935	1.44
Charlotte	1326	957	1.39
Toronto	1382	1001	1.38
Memphis	1290	955	1.35
Orlando	1321	984	1.34
New Orleans	1368	1024	1.34
Sacramento	1271	952	1.34
Indiana	1228	925	1.33
New Jersey	1311	995	1.32
Miami	1317	1002	1.31
Minnesota	1290	1001	1.29
Cleveland	1308	1017	1.29
New York	1328	1056	1.26
Washington	1262	1008	1.25
Detroit	1232	1033	1.19
Oklahoma City	1224	1079	1.13

Steals Per Turnover

Name	STL	TO	RATIO
Philadelphia	526	738	0.71
Memphis	631	955	0.66
L.A. Clippers	556	879	0.63
Dallas	565	926	0.61
Milwaukee (5)	548	929	0.59
Sacramento	561	952	0.59
New York	622	1056	0.59
Miami	585	1002	0.58
Utah	545	936	0.58
Atlanta	536	921	0.58
Golden State	528	915	0.58
Indiana	523	925	0.57
Portland	528	935	0.56
San Antonio	490	895	0.55
Denver	540	1015	0.53
Washington	527	1008	0.52
Houston	496	955	0.52
Boston	498	979	0.51
New Jersey	493	995	0.50
Chicago	456	923	0.49
New Orleans	488	1024	0.48
Phoenix	431	928	0.46
Oklahoma City	498	1079	0.46
Orlando	451	984	0.46
Cleveland	466	1017	0.46
Detroit	460	1033	0.45
Minnesota	436	1001	0.44
Toronto	429	1001	0.43
Charlotte	397	957	0.41
L.A. Lakers	390	997	0.39

SINGLE-GAME HIGHS/LOWS

SINGLE-GAME HIGHS / PLAYERS

Minutes -- 57, Hayward, UTA at ATL, 3/25 (4 OT)
Minutes -- 48, Barea, MIN vs. GS, 4/22
Minutes -- 48, Jenkins, GS at MIN, 4/22
Field Goals -- 19, Durant, OKC vs. DEN, 2/19 (OT)
Field Goals -- 18, Bryant, LAL vs. PHO, 1/10
Field Goals -- 18, Ellis, GS vs. OKC, 2/7
FG Attempts -- 34, Durant, OKC at LAL, 4/22 (2 OT)
FG Attempts -- 33, Anthony, NY at WAS, 1/6
3-Pt. Field Goals -- 9, (3 times, most recently) Gordon, DET at DEN, 3/21
3-Pt. FG Attempts -- 15, Batum, POR vs. DEN, 2/4
3-Pt. FG Attempts -- 15, Foye, LAC at DAL, 4/2
Free Throws -- 21, Howard, ORL at GS, 1/12
Free Throws -- 21, D. Williams, NJ at CHA, 3/4
FT Attempts -- 39, Howard, ORL at GS, 1/12
Off. Rebounds -- 13, Noah, CHI at DET, 4/15 (OT)
Off. Rebounds -- 13, Ilyasova, MIL at NJ, 2/19
Def. Rebounds -- 22, Bynum, LAL at SA, 4/11
Rebounds -- 30, Bynum, LAL at SA, 4/11
Assists -- 20, Rondo, BOS vs. NY, 3/4 (OT)
Assists -- 20, Rondo, BOS vs. ATL, 4/11 (OT)
Assists -- 20, D. Williams, NJ at GS, 3/30
Steals -- 8, Millsap, UTA vs. MIN, 3/15 (OT)
Steals -- 8, (3 times, most recently) Allen, MEM vs. CLE, 4/23
Turnovers -- 10, Bryant, LAL at PHO, 2/19
Blocks -- 11, Ibaka, OKC vs. DEN, 2/19 (OT)
Blocks -- 10, Ibaka, OKC at DAL, 2/1
Blocks -- 10, Ibaka, OKC at SAC, 2/9
Points -- 57, D. Williams, NJ at CHA, 3/4

SINGLE-GAME HIGHS AND LOWS / TEAMS

Field Goals -- 60, Oklahoma City, vs. MIN, 3/23 (2 OT)
Field Goals -- 56, Denver, at MIN, 4/26
Fewest Field Goals -- 16, Orlando, at BOS, 1/23
FG Attempts -- 126, Utah, at ATL, 3/25 (4 OT)
FG Attempts -- 106, Sacramento, vs. UTA, 3/22
Fewest FG Attempts -- 59, New Orleans, vs. LAC, 3/22
Field Goal Pct. -- .630, Oklahoma City, vs. CHA, 3/10
Lowest Field Goal Pct. -- .246, Orlando, at BOS, 1/23
3-Pt. Field Goals -- 20, New Jersey, at DEN, 1/11
3-Pt. FG Attempts -- 43, New York, at MIA, 1/27
3-Pt. FG Pct. -- .778, Detroit, at DEN, 3/21
Free Throws -- 38, Utah, vs. SAC, 3/30
Free Throws -- 38, San Antonio, vs. UTA, 4/8
Fewest Free Throws -- 1, Toronto, at CHI, 1/14
FT Attempts -- 55, Orlando, at GS, 1/12
Fewest FT Attempts -- 4, Chicago, at MIL, 2/4
Fewest FT Attempts -- 4, Portland, at MIN, 3/7
Free Throw Pct. -- 1.000, (20 times, most recently) Minnesota, vs. GS, 4/22
Lowest Free Throw Pct. -- .333, Orlando, at NJ, 2/22
Off. Rebounds -- 30, Sacramento, vs. IND, 1/18
Fewest Off. Rebounds -- 1, Boston, vs. PHI, 4/8
Fewest Off. Rebounds -- 1, San Antonio, vs. LAL, 4/11
Def. Rebounds -- 49, Atlanta, vs. UTA, 3/25 (4 OT)
Def. Rebounds -- 48, Chicago, vs. CLE, 4/26
Fewest Def. Rebounds -- 15, Atlanta, at DET, 3/9
Rebounds -- 67, L.A. Lakers, vs. OKC, 4/22 (2 OT)
Rebounds -- 62, Chicago, vs. WAS, 1/11
Rebounds -- 62, Utah, vs. SAC, 3/30
Fewest Rebounds -- 23, L.A. Clippers, vs. NO, 3/26
Assists -- 38, Milwaukee, vs. CLE, 3/14
Fewest Assists -- 5, Portland, at IND, 3/13
Personal Fouls -- 38, Utah, at ATL, 3/25 (4 OT)
Personal Fouls -- 36, Golden State, vs. ORL, 1/12
Personal Fouls -- 36, Toronto, at CHA, 3/17
Fewest Personal Fouls -- 7, Chicago, vs. TOR, 1/14
Steals -- 18, (3 times, most recently) Portland, vs. CHA, 2/1
Turnovers -- 29, New Orleans, at LAC, 3/26
Fewest Turnovers -- 3, Phoenix, vs. LAL, 4/7
Blocks -- 17, Oklahoma City, at SAC, 2/9
Points -- 149, Oklahoma City, vs. MIN, 3/23 (2 OT)
Points -- 137, Portland, vs. SA, 2/21
Fewest Points -- 56, Orlando, at BOS, 1/23