





Presented by  
**MAYO CLINIC**

# 2015 MEDIA GUIDE





## THE COURTS AT MAYO CLINIC SQUARE



**The brand new training center has two basketball courts, with the Timberwolves and Lynx each having a primary court. It includes additional offices for coaches, scouts and staff, as well as expanded training and workout areas. The space is accessible to the community with the practice courts being available for youth basketball programs and games.**

- Approximately \$20 million investment
- Mortenson Construction is the Construction Manager
- AECOM is the Architect/Engineering Firm
- ICON Venue Group is the Owner's Representative
- 105,000 total square feet
  - 52,000 Timberwolves & Lynx Basketball Operations
  - 23,000 Timberwolves & Lynx Corporate Headquarters
  - 20,000 Mayo Clinic Space
  - 7,500 Mayo Clinic and Timberwolves & Lynx Shared Space
  - 2,000 Timberwolves & Lynx Retail Store
- Two courts
  - Primary court for Timberwolves
  - Primary court for Lynx
- Access to the Mayo Sports Medicine Clinic adjacent to the training center
- Open for the 2014-2015 Season
- Modern look and feel
- More functional
- Enhanced, enlarged workout area
- Expanded, improved training area
- Improved team classroom
- Updated technology
- Additional storage
- Natural light
- More transparent for the public
- New Youth Basketball partnership opportunities
- Creates hundreds of jobs
  - Practice Facility: 600
  - Total project: 1300





## JUNE

S	M	T	W	T	F	S
	1	2	3	4		
7	8	9	10		12	13
	14	15		17		20
	21	22	23	24		
28	29	30				

## JULY

S	M	T	W	T	F	S
			1	2		4
5	6	7	8	9		11
	12	13		15		18
	19	20	21		23	25
26	27	28		30		

## AUGUST

S	M	T	W	T	F	S
2	3		5	6		8
	9	10		12		15
	16	17		20		22
	23	24	25	26	27	
	30	31				

## SEPTEMBER

S	M	T	W	T	F	S
		1	2	3		5
	6	7		9	10	
13	14	15	16	17	18	19
20	21	22	23	24	25	26
27	28	29	30			

= HOME

= AWAY

**F** = **NORTH**

**+** = **NORTH PLUS**

**2** = **ESPN 2**

**BOB** 90.1  
EVERY GAME

**TARGET CENTER**  
All games PM CST



# TABLE OF CONTENTS

The Courts at Mayo Clinic Square	1
2015 Schedule	2
2015 Roster	4

## PLAYERS

Seimone Augustus	6
Rebekkah Brunson	10
Anna Cruz	14
Damiris Dantas	17
Reshanda Gray	20
Asjha Jones	23
Tricia Liston	27
Maya Moore	30
Jennifer O'Neill	34
Devereaux Peters	37
Lindsay Whalen	40
Monica Wright	44

## ADMINISTRATION

Staff Directory	49
Glen Taylor/Limited Partners	51
Rob Moor/Chris Wright	52
Roger Griffith/Carley Knox	53
Cheryl Reeve	54
Jim Petersen/Shelley Patterson/Paige Jackson	55
Medical Staff	56
Lynx Front Office	58
Mayo Clinic Staff	59
Target Center & AEG Staff	61
Prowl	62
Arena Map & Pricing	63

## MEDIA

Public Relations/Broadcast	65
Media Information/Key Dates	66
WNBA PR Contacts	67
Lynx Travel Party	68

## 2014 SEASON

2014 Roster/Season Stats	70
Game-by-Game Stats	72
Day-by-Day Stats	73
Season Superlatives	74
Season Summary	75

## 2014 PLAYOFFS

Playoff Stats	79
Conference Finals Recap	80
Conference Semi-Finals Recap	82

## HISTORY

2013 Team Roster	84
2013 Statistics	85
2012 Team Roster	89
2012 Statistics	90
2011 Team Roster	95
2011 Statistics	96
2010 Team Roster	101
2010 Statistics	102
2009 Team Roster	107
2009 Statistics	108
2008 Team Roster	113
2008 Statistics	114
2007 Team Roster	119
2007 Statistics	120
2006 Team Roster	125
2006 Statistics	126
2005 Team Roster	131
2005 Statistics	132
2004 Team Roster	137
2004 Statistics	138
2003 Team Roster	143
2003 Statistics	144
2002 Team Roster	149
2002 Statistics	150
2001 Team Roster	155
2001 Statistics	156
2000 Team Roster	161
2000 Statistics	162
1999 Team Roster	167

1999 Statistics	168
All-Time Record vs. Eastern Conference	173
All-Time Record vs. Western Conference	175
Former Player Stats	176
Lynx Draft History/Lynx Firsts	184
All-Time Transactions	188
Historical Dates	192

## RECORDS

Lynx Individual Records	200
Lynx Team Highs	202
Lynx Team Lows	203
Opponents Individual Records	204
Opponents Team Highs/Lows	205
Two-Team Records	207
Target Center Records	209
Miscellaneous Records	212
Year-By-Year Leaders	218
Individual Season Highs	221
Career Leaders	222
Top Games By Lynx	223
Top Games By Opponents	224

## PLAYOFFS

Individual Playoff Records	226
Lynx Playoff Highs/Lows	227
Opponents Individual Playoff Records	228
Opponents Team Playoff Highs/Lows	229
2013 Playoffs	230
2012 Playoffs	235
2011 Playoffs	241
2004 Playoffs	247
2003 Playoffs	248

## PRESEASON

2013 Preseason Info	251
---------------------	-----

## OPPONENTS

Atlanta Dream	254
Chicago Sky	256
Connecticut Sun	258
Indiana Fever	260
Los Angeles Sparks	262
New York Liberty	264
Phoenix Mercury	266
San Antonio Silver Stars	268
Seattle Storm	270
Tulsa Shock	272
Washington Mystics	274

## WNBA

WNBA Directory	277
2014 Season Information	278
2014 WNBA Leaders	279
League History & Information	281
League Milestones	283
All-Time WNBA Award Winners	290
All-Time WNBA Leaders	293
Playoff Format and History	294
2013 WNBA Draft	297
WNBA Community Relations	298

## COMMUNITY

Lynx Community Initiatives	300
----------------------------	-----

600 First Avenue North, Minneapolis, MN 55403 p. 612.673.8400 | f. 612.673.8407

**Executive Editor,** Ashley Carlson · **Editorial Contributors,** Paul Swanson · **Art Direction and Design,** Addie Borgh · **Senior VP of Marketing & Communications,** Ted Johnson · **Creative Services Manager,** Henry Moore  
**Production & Logistics Manager,** John Schissel · **Photography,** David Sherman, NBA Photos

Copyright © 2015 Minnesota Lynx. All WNBA and team insignias depicted in this publication are the property of WNBA Properties, Inc., and the respective teams and may not be reproduced for commercial purposes without the prior written consent of WNBA Properties, Inc. The information contained in this publication was compiled by the Minnesota Lynx and is provided as a courtesy to our fans and the media. The information may be used for personal or editorial purposes only. Any commercial use of this information is prohibited without the prior written consent of the Minnesota Lynx.



## 2015 ROSTER

SEIMONE  
AUGUSTUS

#33

REBEKKAH  
BRUNSON

#32

ANNA  
CRUZ

#51

DAMIRIS  
DANTAS

#34

RESHANDA  
GRAY

#21

ASJHA  
JONES

#15



**GUARD**

HEIGHT · 6-0  
WEIGHT · 169  
BIRTHDAY · 04.30.84  
YEARS · 9  
LOUISIANA STATE 2006



**FORWARD**

HEIGHT · 6-2  
WEIGHT · 185  
BIRTHDAY · 12.11.81  
YEARS · 11  
GEORGETOWN 2004



**GUARD**

HEIGHT · 5-9  
WEIGHT · 155  
BIRTHDAY · 10.27.86  
YEARS · 1  
SPAIN



**FORWARD**

HEIGHT · 6-3  
WEIGHT · 196  
BIRTHDAY · 11.17.92  
YEARS · 1  
BRAZIL



**FORWARD**

HEIGHT · 6-2  
WEIGHT · 192  
BIRTHDAY · 06.01.93  
YEARS · R  
CALIFORNIA 2015



**FORWARD**

HEIGHT · 6-3  
WEIGHT · 187  
BIRTHDAY · 08.01.80  
YEARS · 11  
CONNECTICUT 2004

TRICIA  
LISTON

#20

MAYA  
MOORE

#23

JENNIFER  
O'NEILL

#0

DEVEREAUX  
PETERS

#14

LINDSAY  
WHALEN

#13

MONICA  
WRIGHT

#22



**FORWARD**

HEIGHT · 6-0  
WEIGHT · 185  
BIRTHDAY · 02.20.92  
YEARS · 1  
DUKE 2014



**FORWARD**

HEIGHT · 6-0  
WEIGHT · 177  
BIRTHDAY · 06.11.89  
YEARS · 4  
CONNECTICUT 2011



**GUARD**

HEIGHT · 6-0  
WEIGHT · 177  
BIRTHDAY · 04.19.90  
YEARS · R  
KENTUCKY 2015



**FORWARD**

HEIGHT · 6-2  
WEIGHT · 174  
BIRTHDAY · 10.08.89  
YEARS · 3  
NOTRE DAME 2012



**GUARD**

HEIGHT · 5-9  
WEIGHT · 162  
BIRTHDAY · 05.09.82  
YEARS · 11  
MINNESOTA 2004



**GUARD**

HEIGHT · 5-10  
WEIGHT · 182  
BIRTHDAY · 07.15.88  
YEARS · 5  
VIRGINIA 2010

**HEAD COACH:** Cheryl Reeve (La Salle)

**ASSISTANT COACHES:** Jim Petersen (Minnesota) Shelley Patterson (Washington State)

**ATHLETIC TRAINERS:** Chuck Barta (Wisconsin La Crosse) Keith Uzpen (Minnesota State, Mankato)

# PLAYERS



LYNX UNLEASHED





## SEIMONE AUGUSTUS

GUARD · #33 · HT 6-0 · WT 169

**COLLEGE** Louisiana State '06

**EXPERIENCE** WNBA - 9 years

**BIRTHDATE** April 30, 1984

**BIRTHPLACE** Baton Rouge, La.

**HIGH SCHOOL** Capital High School (Baton Rouge, La.)

**DRAFTED** 2006 1st Round / 1st Overall (Minnesota)

**ACQUIRED** 2006 WNBA Draft

### NOTABLE

- WNBA Champion (2013, 2011)
- 2011 WNBA Finals MVP
- All-WNBA First-Team selection (2012)
- All-WNBA Second-Team selection (2006, 2007, 2011, 2013, 2014)
- Olympic gold medalist (2012, 2008)
- WNBA All-Star (2014, 2013, 2011, 2007, 2006)
- WNBA Player of the Week (2011:3, 2010:1, 2009:1, 2008:1, 2006:1)
- WNBA Player of the Month (July 2011)
- Lynx franchise leader in points (4,584) and field goals (1,843)
- Single-season franchise record holder for points (769)
- Reached 3,000 points in just 151 career games, matching Diana Taurasi as the fastest ever to the plateau
- One of three players in WNBA history to post a 50/45/85 season (2011)
- 88-time 20+ point games, most in franchise history
- 2006 WNBA Rookie of the Year
- First overall pick in 2006 WNBA Draft

### CAREER HIGHS

<b>MINUTES:</b>	43, June 20, 2008 at Detroit
<b>FGM:</b>	16, July 29, 2007 at Sacramento
<b>FGA:</b>	28, June 24, 2006 vs. New York
<b>3-FGM:</b>	6, Sept. 4, 2012 vs. Los Angeles
<b>3-FGA:</b>	10 (2x), Sept. 4, 2012 vs. Los Angeles
<b>FTM:</b>	14, July 9, 2006 vs. San Antonio
<b>FTA:</b>	15, July 9, 2006 vs. San Antonio
<b>OFF REBS:</b>	4 (4x), MR: Aug. 7, 2011 at Los Angeles
<b>DEF REBS:</b>	8 (3x), MR: Aug. 10, 2010 at San Antonio
<b>REBOUNDS:</b>	9 (5x), MR: Aug. 31, 2012 vs. Tulsa
<b>ASSISTS:</b>	10, June 10, 2008 at Connecticut
<b>STEALS:</b>	4, July 3, 2008 at Los Angeles
<b>BLOCKS:</b>	3 (2x), MR: June 14, 2013 at Tulsa
<b>POINTS:</b>	39, July 29, 2007 at Sacramento





SEIMONE AUGUSTUS

GUARD · #33 · HT 6-0 · WT 169

WNBA STATS

YEAR	G-GS	MIN	Field Goals			3-Point FG			Free Throws			Rebounds			AST	STL	TO	BLK	PTS	PPG
			FG	FGA	PCT	FG	FGA	PCT	FT	FTA	PCT	OFF	DEF	TOT						
06/MIN	34-34	1124	283	620	.456	30	85	.353	148	165	.897	15	113	128	50	21	71	18	744	21.9
07/MIN	34-33	1093	296	583	.508	26	62	.419	151	173	.873	37	99	136	79	41	83	21	769	22.6
08/MIN	31-31	1042	233	496	.470	20	63	.317	105	118	.890	28	92	120	83	32	52	12	591	19.1
09/MIN	6-6	178	49	86	.570	9	14	.643	19	21	.905	4	21	25	9	12	13	3	126	21.0
10/MIN	25-25	832	176	410	.429	36	107	.336	34	51	.667	9	72	81	47	17	35	7	422	16.9
11/MIN	34-34	997	231	458	.504	25	60	.417	64	74	.865	19	101	120	75	30	45	15	551	16.2
12/MIN	29-29	826	192	391	.491	45	103	.437	52	61	.852	16	89	105	72	27	50	6	481	16.6
13/MIN	31-31	922	213	413	.516	20	69	.290	58	66	.879	24	74	98	76	18	45	18	504	16.3
14/MIN	24-24	749	170	333	.511	12	36	.333	44	52	.846	13	74	87	58	10	39	2	396	16.5
TOTALS	248-247	7,766	1,843	3,790	.486	223	599	.372	675	781	.864	165	735	900	549	208	433	102	4,584	18.5

PLAYOFFS

YEAR	G-GS	MIN	Field Goals			3-Point FG			Free Throws			Rebounds			AST	STL	TO	BLK	PTS	PPG
			FG	FGA	PCT	FG	FGA	PCT	FT	FTA	PCT	OFF	DEF	TOT						
11/MIN	8-8	264	69	131	.527	7	16	.438	31	35	.886	4	32	36	30	7	13	5	176	22.0
12/MIN	9-9	315	61	143	.427	10	34	.294	29	36	.806	6	39	45	19	14	14	3	161	17.9
13/MIN	7-7	224	53	98	.541	3	9	.333	13	19	.684	1	26	27	10	8	12	5	122	17.4
14/MIN	5-5	171	35	79	.443	3	12	.250	20	24	.833	6	10	16	12	5	5	1	93	18.6
TOTALS	29-29	975	218	450	.484	23	71	.324	93	114	.816	17	106	123	71	33	44	15	552	19.0





# SEIMONE AUGUSTUS

GUARD · #33 · HT 6-0 · WT 169

## Career Transactions

Drafted by Minnesota in the first round (1st overall) of the 2006 WNBA Draft ... Signed by Minnesota on April 19, 2006 ... Re-signed by the Lynx to a four-year contract on Feb. 9, 2010... Signed a three-year contract extension on Sept. 13, 2013.

## WNBA Career Capsule

2014: Completed her ninth season with the Lynx by starting 24 games, missing 10 (June 18, June 29-July 22, Aug. 15) due to soreness in her left knee... Averaged 16.5 ppg, 3.6 rpg and 2.4 apg in 31.2 mpg, the latter her highest figure since 2010... Led all guards (12th overall) in FG accuracy at 51.1%, the third time she's topped 50%; she also shot 84.6% from the FT line and 33.3% from three-point range... Converted 11 of her final 23 trey attempts, following a 1-for-13 start... Tallied 20+ points on five occasions, pushing her club-record career total to 101 such games, and was Minnesota's top scorer five times... Sank the game-winning basket as time expired on Aug. 5 at Indiana, her first career buzzer-beater... Hauled in a season-best eight rebounds July 31 vs. Phoenix; she dished a season-high six assists July 25 vs. San Antonio, one of three times she led... Selected for the 2014 WNBA All-Star Game, held July 19 in Phoenix, but did not play due to injury... Tallied a game- and season-high 26 points June 8 at Los Angeles... Led all scorers with 25 points June 1 at San Antonio; she averaged 19.9 ppg (on 55.6% shooting) during Minnesota's season-opening seven-game winning streak... Overtook Katie Smith (496) for 2nd place on the Lynx' all-time assist chart May 23 at Tulsa, and dished her 500th career assist May 30 at Chicago... Sank the game-tying FG with :02.3 left in regulation May 18 vs. Connecticut; the minute total (41:37) is her high since 2010. 2013: Concluded her eighth season in Minnesota by averaging 16.3 ppg and shooting a career-best 51.6% from the floor... Signed a multi-year contract extension on Sept. 13... Started 31 games, missing three (July 9-13) due to a sprained left ankle suffered July 7 vs. Phoenix... Ranked 9th in the WNBA in scoring, 7th in FG accuracy and 8th in FT accuracy (87.9%) while logging 29.7 mpg... Shot a career-low 29.0% from three-point range, but converted 35.1% (13-for-37) from beyond the arc in her final 16 contests after a 7-for-32 (21.9%) start... Tallied 20+ points on eight occasions, pushing her club-record career total to 96 such outings, and was Minnesota's top scorer six times... Her nine FT attempts Sept. 12 at Los Angeles are a season high, and her most in a road game since July 24, 2008 at Indiana... Grabbed a season-high eight rebounds Aug. 27 at New York; she pulled in 6+ boards five times in August... Dished a season-high six assists Aug. 22 at Connecticut, one of five times she's led; her 2.5 apg this year is the second-best of her career (2.7 in 2008)... Scored the 4000th point of her WNBA career Aug. 16 vs. Tulsa, becoming the 19th player in league history to do so; only Diana Taurasi, Cappie Pondexter and Lauren Jackson required fewer games to reach that mark... Finished with a season-high 29 points in that Aug. 16 vs. Tulsa; she had a team-best 26 points and six assists (in a season-high 39:20) Aug. 11 at Chicago... Started the 2013 WNBA All-Star Game on July 27 in Connecticut, scoring 12 points... Matched her career best with three blocks June 14 at Tulsa; her 27 FG attempts June 8 at Washington were one short of her career high. **2012:** Completed her seventh season in the WNBA by again leading the Lynx in scoring... Played in 29 games, missing two (June 6-9) due to a strained right quadriceps and three more (Sept. 9-14) with a sprained right foot... Ranked 9th in the league in scoring (16.6 ppg), 27th in assists (2.5 apg) and among the top 15 in all three shooting categories -- 13th in FG accuracy (49.1%), 4th in three-point accuracy (a career-best 43.7%) and 11th in FT accuracy (85.2%) -- while logging a career-low 28.5 mpg... Her 45 treys made are also a career high; she ran her string of consecutive made three-pointers to eight June 27 vs. Phoenix, one shy of the WNBA record... Drilled a career-high six three-pointers Sept. 4 vs. Los Angeles, part of a game-high 23-point performance; it was her franchise-record 88th career 20+ outing (8th this year, with Minnesota going 8-0)... Moved past Katie Smith (3605) into 1st place on the Lynx' career scoring list in the Sept. 4 game, as well, ending the season with 3684 points... Her nine rebounds Aug. 31 vs. Tulsa tied a career best... Tallied a game-high 23 points Aug. 25 at Atlanta, one of 13 times she was the Lynx' leading scorer... 2011: Wrapped up her sixth season in Minnesota by starting all 34 games for the first time since 2007 (third total)... Again led the Lynx in scoring, averaging 16.2 ppg to rank 8th in the WNBA, while logging a team-high 29.3 mpg (18th in the league)... Also placed among the top 12 in all three shooting categories -- FG accuracy (50.4%, 12th), three-point accuracy (41.7%, 9th) and FT accuracy (86.5%, 10th) -- to become only the third player in league history to post a 50/40/85 season (Lauren Jackson, 2007; Penny Taylor, 2010)... Named Western Conference Player of the Month for July, the first such honor of her career; she tallied 19.0 ppg (54.9%) and 3.6 rpg in eight July outings... Earned Western Conference Player of the Week recognition three times (July 25, Aug. 8, Aug. 29), hiking her career total to seven... Was Minnesota's leading scorer on 17 occasions, reaching double figures 30 times... Went over the 3000-point mark Aug. 9 at Phoenix, doing so in her 151st WNBA game to tie Diana Taurasi for the fastest ever to 3000... Finished with a season-high 26 points in that Phoenix game, one of nine 20+ efforts... Collected nine points and three assists in the 2011 WNBA All-Star Game, held July 23 in San Antonio... 2010: Finished her fifth season with the Lynx by averaging a career-low 16.9 ppg (ranking 8th in the WNBA) and shooting a career-low 42.9% from the floor... Started the final 25 games, having missed the first nine after undergoing abdominal surgery on Apr. 24; Minnesota went 11-14 with her in the lineup, following a 2-7 start... Ranked 3rd in the league in minutes

played (33.3 mpg) and 32nd in three-point accuracy (33.6%)... Tallied 20+ points on 10 occasions (the Lynx were 8-2), hiking her career total to 71... Made her 1000th career FG on Aug. 10 at San Antonio... Scored the 2500th point of her career Aug. 1 vs. Seattle, reaching that mark in her 120th career game; only Cynthia Cooper (117) required fewer contests... Tallied 36 points July 24 vs. Phoenix, her lone 30+ effort of the year and the 13th of her career; Katie Smith held the previous club record with 12... The 36 points (and 14 FGM) are also Target Center records; Smith scored 34 points on three occasions... Named the WNBA's Western Conference Player of the Week for June 14-20... 2009: Saw her fourth WNBA campaign cut short after suffering a torn anterior cruciate ligament in her left knee June 17 at Phoenix... She underwent surgery on July 7, and was sidelined for the final 28 games... Appeared in six games prior to the injury, averaging 21.0 ppg and 4.2 rpg while shooting a blistering 57.0% from the floor -- including 64.3% (9-for-14) from three-point range -- and 90.5% from the FT line in 29.7 mpg... Named a member of USA Basketball's 2009-12 Women's National Team on Aug. 17... Racked up a pair of 30-point nights (June 10 vs. Los Angeles, June 16 at Sacramento), boosting her career tally to 12 games with 30+ and matching Katie Smith's franchise record in that category... Named the Western Conference Player of the Week on June 15, the third such honor of her career... 2008: Wrapped up her third season in a Lynx uniform by ranking as the WNBA's 3rd-leading scorer at 19.1 ppg... Started all 31 of her appearances, missing the first game of her WNBA career when a sprained toe on her right foot sidelined her June 28 at San Antonio... Also missed the season's final two games (Sept. 12-14) after sustaining a mild concussion Sept. 9 vs. Indiana... Left that contest in the first quarter, snapping her streak of 88 consecutive double-figure scoring nights, the second-longest such run in WNBA history (Cynthia Cooper, 92)... Scored her 2000th career point July 27 vs. Los Angeles, reaching the mark in her 93rd contest; only Cooper (90) accomplished that feat in fewer games... Earned Western Conference Player of the Week honors on June 2, her second career award... Poured in a season-high 30 points July 19 at San Antonio, her 10th career 30+ night... 2007: Completed her second season with the Lynx by again earning Second Team All-WNBA honors and finishing eighth in the league's Most Valuable Player balloting... Started all 34 games, ranking 2nd (behind only Lauren Jackson) in scoring at 22.6 ppg; her 769 total points surpass her own franchise record (744 in 2006) and mark the second-highest total in league annals (Diana Taurasi 860, 2006)... Became the first player since 1997 (Cynthia Cooper and Eva Nemcova) to finish among the league's top 10 in scoring and all three shooting categories -- 4th in FG accuracy (50.8%), 5th in three-point accuracy (41.9%) and 7th in FT accuracy (87.3%)... Tallied 20+ a club-record 23 times, breaking Katie Smith's previous mark (21 in 2001)... Erupted for a career-high 39 points July 29 at Sacramento, her third 30+ effort of the season and equaling the 9th-best single-game total in WNBA history; the 16 FGM also broke the club record she shared with Smith... Contributed eight points, seven rebounds, two assists and two steals in the 2007 WNBA All-Star Game, played July 15 in Washington, D.C... Scored her 1000th career point June 16 vs. Los Angeles (doing so in her 46th game), and crossed the 1500-point plateau in the Aug. 19 finale vs. San Antonio... Set a WNBA single-game record for FG accuracy with her 11-for-11 effort June 8 at L.A... 2006: Capped off her first season in Minnesota by garnering Rookie of the Year honors and being named to the All-WNBA Second Team... Started all 34 games, tallying 21.9 ppg; she ranked 2nd in the league in scoring, becoming one of just 10 players in WNBA history to average 20+ ppg over a season... Broke Katie Smith's franchise single-season scoring record (739 points, 2001) in the Aug. 13 finale at Los Angeles... Also set club records for FGs made (283) and attempted (620)... Was Minnesota's top scorer 27 times, tallying 20+ points on 20 occasions... Registered six games with 30 or more, making her the third player in WNBA history to accomplish that feat (Taurasi, Cynthia Cooper)... Scored a season-high 32 points (including a franchise-record 17 in the 3rd quarter) July 30 at New York; she also tallied 32 points vs. San Antonio (July 9), vs. Phoenix (June 18) and vs. Seattle (June 14)... Was the Western Conference's top scorer with 16 points in the 2006 WNBA All-Star Game, held July 12 in New York... Her 28 FGAs June 24 vs. New York are a club single-game high, eclipsing her own mark (26 vs. Seattle, June 14)... Named WNBA Player of the Week on June 5, the first Minnesota player to be honored since Smith.

## Playoffs

2014: Averaged 18.6 points, 3.2 rebounds and 2.4 assists in five games... Capped her 14th career 20-point playoff effort on Sunday, August 31... Combined with Maya Moore and Lindsay Whalen to tally 57 points on 26-of-59 shooting for the Lynx in game three of the Western Conference Finals...

2013: Started all seven playoff games... Averaged 17.4 points and 3.9 rebounds in 32.0 minutes per game... In Game 2 of the Finals, scored 20 points points on 9-of-12 shooting to help the Lynx go up 2-0 in the series over Atlanta... 2012: Averaged 17.9 points and 5.0 rebounds in 35.0 minutes per game while leading the Lynx to a second consecutive WNBA Finals appearance... In Game 2 of the Finals, scored 23 of her 27 points in the second half to help the Lynx finish off a 83-71 win to even the series... 2011: In her first career postseason appearance, led the Lynx to the first WNBA Championship in franchise history, averaging a team-best 22.0 points per game in eight postseason games... Was named 2011 WNBA Finals MVP after averaging 24.7 ppg as the Lynx swept the Atlanta Dream to win the championship... Scored a single-game franchise postseason high 36 points on 11-of-14 shooting in Game 2 of the WNBA Finals against the Dream.



# SEIMONE AUGUSTUS

GUARD · #33 · HT 6-0 · WT 166

## International

2015: Participated in USA Basketball's Women's National Team mini-camp in Las Vegas, Nevada alongside teammates Maya Moore and Monica Wright... 2014: Earned gold at the 2014 FIBA World Championship, averaging 9.3 points, 3.7 rebounds and 1.7 assists per game in the tournament... 2012: Won gold at the 2012 Summer Olympics in London; she averaged 7.8 ppg (43.1%) and 2.5 rpg in eight contests for Team USA... 2011: Participated in the USA Basketball-Women's National Team May Training Camp in Las Vegas... 2010: Trained with the USA Basketball Women's National Team in preparation for the 2010 FIBA World Championship for Women... Did not make the final roster... 2009: Named to 2009-12 USA Basketball Women's National Team on Aug. 17, 2009... Forced to sit out fall training camp session due to injury... 2008: A member of the gold medal-winning Team USA at the 2008 Summer Olympics in Beijing, China where she averaged 7.9 ppg (.466 percent), 2.3 rpg and 1.4 apg in eight appearances (17.8 mpg)... Appeared in 22 games for USA Basketball during the 2007-08 winter campaign, scoring 11.1 ppg (.559 percent) with 2.8 rpg... 2007: Won a gold medal at the 2007 FIBA Americas Championship last September in Valdivia, Chile, tallying 10.6 ppg (57.1%) and 2.2 rpg in five appearances... 2006: Earned a bronze medal at the 2006 FIBA World Championships in Sao Paulo, Brazil, scoring 4.8 ppg (51.6%) in eight contests... 2005: Member of USA Basketball's gold-medal-winning 2005 World University Games squad (held in Izmir, Turkey)... 2003: A member of the 2003 United States World Championship for Young Women Gold Medal team... Earned MVP of the 2003 FIBA World Championship for Young Women by leading the United States to the Gold Medal by averaging 10.6 ppg, 3.8 rpg and 2.4 spg.

## Overseas

2014-15: 2014-15: Returned to Dynamo Kursk in Russia, averaging 13.1 points, 4.1 rebounds and 2.8 assists in 18 Premier League games... played 17 EuroLeague games with Dynamo Kursk, averaging 13.6 points, 4.7 rebounds and 2.9 assists per game... 2013-14: Played for Dynamo Kursk in Russia, averaging 14.9 points, 3.4 rebounds and 2.6 assists in 22 Premier League games... Appeared in 12 EuroCup games with Dynamo Kursk, averaging 14.1 points, 4.7 rebounds and 1.8 assists per game... 2012-13: Played with Sparta&K Moscow Region for the second straight season, averaging 14.6 points, 3.9 rebounds and 2.5 assists in 25 Premier League games... Appeared in 15 EuroLeague games with Sparta&K, averaging 13.6 points, 3.5 rebounds and 2.7 assists per game... 2011-12: Played for Sparta&K Moscow Region in the Russian League... Appeared in 19 EuroLeague games with Sparta&K, averaging 16.9 points on 48.7 percent shooting... Grabbed 4.6 rebounds and dished out 2.0 assists per game... Led Sparta&K to a 6th place finish in EuroLeague play... Appeared in 26 games during Russian League play... Averaged 13.1 points, 3.8 rebounds and 1.7 assists in 26.1 minutes per game... Led Sparta&K to second place finish in Russian League play... 2010-11: Returned to Galatasaray... In 12 EuroLeague games, averaged 13.8 points and 3.1 rebounds per game... Played in 34 games in the Turkish League, averaging 14.5 points per game while shooting 49.0 percent from the floor... 2009-10: Did not play overseas in order to rehabilitate knee injury suffered during 2009 WNBA season... 2008-09: Appeared in 41 games for Istanbul-based Galatasaray... In 26 games in the Turkish League, averaged 16.2 ppg and 4.1 rpg while shooting 51.0 percent from the floor... Led Galatasaray to the EuroCup Championship, averaging 20.0 ppg and 4.6 rpg in 15 games... Named EuroCup Player of the Year for her efforts... 2007-08: Played for Dynamo Moscow in the Superleague and EuroLeague, posting 16.8 ppg, 5.0 rpg and 2.1 apg in 11 EuroLeague contests while shooting 49.4% from the floor and 15.5 ppg, 3.7 rpg and 1.9 apg while shooting 50.9% in 17 Superleague games... 2006-07: Played for Dynamo Moscow in the Superleague and EuroCup, tallying 13.6 ppg and 3.7 rpg while shooting 54.6% from the floor and 40.3% from long range in 39 outings ... Sparked Dynamo to the EuroCup championship on Apr. 11, as well as a second-place finish in the Russian Superleague's regular season.

## College

Became the first female athlete at LSU to have jersey retired when on Jan. 24, 2010, the program hung her #33 jersey from the rafters of the Maravich Center, joining the likes of Pete Maravich, Bob Pettit, Rudy Macklin and Shaquille O'Neal... Scored in double digits in 132 of 140 career games (the most in NCAA history), including a school-record 97 straight games... Ended her career at LSU as the school's 2nd-leading scorer (5th in the SEC) all time with 2,702 points... 2005-06: Named the National Player of the Year by the Associated Press... Won the State Farm Wade Trophy, the Naismith Award and the John R. Wooden Award as the nation's top player... Named first-team All-American by the AP, the USBWA and the Wooden Award, and earned Kodak All-America honors for the third straight year... Received the Senior C.L.A.S.S. Award... Named the SEC Player of the Year and earned first-team All-SEC honors by the coaches and the A.P.... Finished the season as the NCAA scoring leader with 22.7 ppg... 2004-05: Won the State Farm Wade Trophy, the Naismith Award and the John R. Wooden Women's Award as the nation's top player... Named National Player of the Year by the USBWA and the A.P.... Named the 2004-05 Honda Sports Award winner for basketball... Received the Victor Award as the top female collegiate basketball player... Earned WBCA/Kodak All-America for the second straight year, and was a first-team All-America selection by the Wooden Award, the USBWA and the A.P.... Named the SEC Player of the Year by the coaches and the A.P.... A unanimous first-team All-SEC selection by the coaches and the AP... Finished the year ranked 2nd in the SEC (10th in the NCAA) in scoring (20.1 ppg), 6th in FG percentage (.539) and 2nd in FT percentage (.869)... 2003-04: Named Kodak All-American by the WBCA and third-team All-American by the A.P.... Named first-team All-SEC by the coaches and the A.P.... Named the USA Basketball Female Athlete of the Year... 2002-03: Named the National Freshman of the Year by the USBWA, Basketball Times, www.WOMENSCOLLEGEHOOPS.com and Gballmag.com... SEC Freshman of the Year by both the coaches and the A.P.... Second-Team All-American by Basketball Times... Her 88.8% FT percentage was the best single-season mark in school history.

## Personal

Born on Apr. 30, 1984, in Baton Rouge, La.... The daughter of Kim and Seymore Augustus... Ranked 6th among 214 student in the senior class at Capitol H.S. in Baton Rouge, carrying a 3.71 GPA in accelerated classes... Volunteered at the Gus Young Center in Baton Rouge... Received the "Community Service Award" during the 2001 NAACP Freedom Fund Banquet... Enjoys video games, fashion and classic cars, including Chevy Impalas from the 1960s... Named Star Tribune's Sportsperson of the Year for 2011 after leading the Lynx to their first championship in franchise history.



## REBEKKAH BRUNSON

FORWARD · #32 · HT 6-2 · WT 185

**COLLEGE** Georgetown '04

**EXPERIENCE** WNBA - 11 years

**BIRTHDATE** December 11, 1981

**BIRTHPLACE** Washington, D.C.

**HIGH SCHOOL** Oxon Hill High School (Oxon Hill, Md.)

**DRAFTED** 2004 1st Round / 10th Overall (Sacramento)

**ACQUIRED** Via dispersal draft involving former Sacramento Monarchs players - Dec. 14, 2009

### NOTABLE

- WNBA Champion (2013, 2011, 2005)
- WNBA All-Star (2013, 2011, 2007)
- WNBA Player of the Week (2013- 1, 2011 - 2, 2007 - 1)
- WNBA Player of the Month (June 2011)
- WNBA All-Defensive First Team selection (2011)
- WNBA All-Defensive Second Team selection (2013, 2010, 2008, 2007)
- Franchise leader in double-doubles (43)
- Single-season franchise record holder for rebounds (1,272), offensive rebounds (440) and defensive rebounds (832)
- One of 14 players to record 2,000+ rebounds in a career
- Matched WNBA record with six consecutive double-doubles to open the 2011 season
- Became one of eight players in league history to average a double-double over a full season in 2010

### CAREER HIGHS

<b>MINUTES:</b>	43, June 29, 2007 vs. Chicago
<b>FGM:</b>	13, Sept. 1, 2009 vs. Connecticut
<b>FGA:</b>	18, Sept. 1, 2009 vs. Connecticut
<b>3-FGM:</b>	1, June 8, 2013 vs. Washington
<b>3-FGA:</b>	1 (7x), MR: June 8, 2013 at Washington
<b>FTM:</b>	10, Aug. 19, 2007 at Phoenix
<b>FTA:</b>	13, Aug. 19, 2007 at Phoenix
<b>OFF REBS:</b>	10, Sept. 7, 2012 vs. Atlanta (2 OT)
<b>DEF REBS:</b>	15, Aug. 28, 2012 vs. San Antonio (OT)
<b>REBOUNDS:</b>	20, Aug. 28, 2012 vs. San Antonio (OT)
<b>ASSISTS:</b>	5 (2x), MR: Aug. 22, 2013 at Connecticut
<b>STEALS:</b>	5, Sept. 10, 2009 vs. San Antonio
<b>BLOCKS:</b>	4 (2x), MR: Aug. 15, 2007 vs. San Antonio
<b>POINTS:</b>	32, Sept. 1, 2009 vs. Connecticut





## REBEKKAH BRUNSON

FORWARD · #32 · HT 6-2 · WT 185

### WNBA STATS

YEAR	G-GS	MIN	Field Goals			3-Point FG			Free Throws			Rebounds			AST	STL	TO	BLK	PTS	PPG
			FG	FGA	PCT	FG	FGA	PCT	FT	FTA	PCT	OFF	DEF	TOT						
04/SAC	34-1	494	59	140	.421	0	0	---	33	46	.717	42	80	122	19	23	29	13	151	4.4
05/SAC	34-16	722	105	246	.427	0	0	---	55	92	.598	75	112	187	16	28	42	15	265	7.8
06/SAC	34-14	603	94	204	.461	0	0	---	44	75	.587	77	114	191	17	21	40	15	232	6.8
07/SAC	33-29	932	141	298	.473	0	4	.000	96	140	.686	130	165	295	24	44	58	31	378	11.5
08/SAC	30-30	779	135	270	.500	0	0	---	57	85	.671	87	126	23	13	36	51	20	327	10.9
09/SAC	27-17	665	124	255	.486	0	1	.000	83	106	.783	67	123	190	9	40	45	16	331	12.3
10/MIN	30-30	915	117	273	.429	0	1	.000	106	160	.662	120	190	310	23	36	49	29	340	11.3
11/MIN	34-34	938	137	268	.511	0	0	---	74	111	.667	96	205	301	40	28	51	18	348	10.2
12/MIN	31-31	837	138	273	.505	0	0	---	76	112	.679	108	169	277	37	37	40	29	352	11.4
13/MIN	33-33	965	147	296	.500	1	1	.000	56	88	.692	89	205	294	50	42	39	29	351	10.6
14/MIN	11-11	303	32	81	.395	0	0	---	15	21	.714	27	63	90	17	3	10	8	79	7.2
TOTALS	331-246	8,160	1,229	2,604	.472	1	7	.143	695	1,036	.671	918	1,552	2,470	265	338	454	223	3,154	9.5

### PLAYOFFS

YEAR	G-GS	MIN	Field Goals			3-Point FG			Free Throws			Rebounds			AST	STL	TO	BLK	PTS	PPG
			FG	FGA	PCT	FG	FGA	PCT	FT	FTA	PCT	OFF	DEF	TOT						
04/SAC	6-0	80	7	20	.350	0	0	---	5	7	.714	8	9	17	3	2	3	4	19	3.2
05/SAC	8-8	194	25	56	.446	0	0	---	5	11	.455	13	31	44	10	5	9	4	55	6.9
06/SAC	9-0	154	18	54	.333	0	1	.000	18	28	.643	9	23	32	5	3	9	6	54	6.0
07/SAC	3-3	88	19	31	.613	0	0	---	7	10	.700	4	15	19	1	3	2	5	45	15.0
11/MIN	8-8	245	34	74	.473	0	0	---	25	32	.781	27	59	86	12	7	13	5	95	11.9
12/MIN	9-9	294	44	90	.489	0	0	---	19	24	.792	35	52	87	11	7	19	13	107	11.9
13/MIN	7-7	228	28	56	.500	0	0	---	18	26	.692	21	50	71	16	5	12	7	74	10.6
14/MIN	5-5	145	15	36	.417	0	1	.000	4	4	.1000	12	23	35	7	7	4	3	34	6.8
TOTALS	55-40	1,428	191	417	.458	0	2	.000	101	142	.711	129	262	391	65	39	71	47	483	8.8





## REBEKKAH BRUNSON

FORWARD • #32 • HT 6-2 • WT 185

### Career Transactions

Selected by Sacramento in the 1st round (10th overall) of the 2004 WNBA Draft... Re-signed by Sacramento to a four-year contract on Mar. 3, 2008... Acquired by Minnesota in a dispersal draft of former Sacramento players on Dec. 14, 2009... Re-signed by Minnesota to a multi-year contract on Sept. 1, 2011.

### WNBA Career Capsule

2014: Wrapped up an abbreviated 11th WNBA campaign (fifth in Minnesota) by starting the final 11 games... Sideline for the first 23 contests after undergoing arthroscopic surgery on her right knee on May 13; entering the season, she'd missed a total of just 20 games in her career... Contributed 7.2 ppg, 8.2 rpg, 1.5 apg and 0.73 bpg while logging 27.5 mpg... Shot a career-low 39.5% from the floor and 71.4% from the FT line... Averaged 10.5 ppg (on 49.0% shooting) and 8.2 rpg in six Target Center outings, compared with 3.2 ppg (23.3%) and 8.2 rpg in five road starts... Was Minnesota's top rebounder eight times; the Lynx outboarded their opponents by an average of +6.0 rpg (38.4-32.4) in her 11 starts, having posted a +1.1 rpg (33.8-32.7) advantage in the first 23 games... Overtook Tamika Raymond (435) for first place on the club's career offensive rebounding list Aug. 15 at San Antonio... Moved past Yolanda Griffith and Lauren Jackson into 7th place on the WNBA's all-time rebounding chart on Aug. 9 at Phoenix... Contributed 10 points and a season-high 12 rebounds July 31 vs. Phoenix, her 43rd double-double in a Lynx uniform and the 69th of her career... Made her 2014 debut on July 22 vs. Atlanta, tallying a season-high 17 points and 12 rebounds in a season-best 35:37... 2013: Wrapped up her 10th WNBA season and fourth with the Lynx by appearing in 33 games and averaging 10.6 ppg and a team-high 8.9 rpg... Missed the July 16 game vs. Tulsa due to a sore right knee... Shot 49.7% from the floor (12th in the league) and 63.6% from the FT line; she also sank the first three-point shot of her career on June 8 at Washington... Ranked 5th in the league in rebounding, 15th in steals (1.27 spg) and 15th in blocks (0.88 bpg)... Tied her own franchise single-season record (set in 2010) with 12 double-doubles, pushing her overall totals to 41 in a Lynx uniform and 67 for her WNBA career... Eight of her double-doubles were posted on the road, where she netted 13.8 ppg (on 53.9% shooting) and 9.2 rpg... Led Minnesota with a season-high 24 points and 11 rebounds Aug. 22 at Connecticut, adding a career-high five assists; it's her eighth career 20/10 effort... Also went over the 3000-point mark for her career in that Connecticut outing... Totaled 20 points Aug. 6 at San Antonio, one of three 20+ nights; the four steals tied her season best... Started the 2013 WNBA All-Star Game on July 27 in Connecticut, finishing with 11 points and 11 boards... Moved past Tamika Raymond to become Minnesota's leading career rebounder in the July 24 game vs. Phoenix... Led the Lynx with 18 points and 13 boards July 21 at Phoenix... Named Western Conference Player of the Week on June 10... Added 21 points and a season-high 17 rebounds June 8 at Washington... 2012: Wrapped up her ninth WNBA season (third in Minnesota) by starting 31 games, missing two (July 10-12) due to a strained left calf... Averaged 11.4 ppg and 8.9 rpg -- good for 4th in the WNBA -- while playing 27.0 mpg; she also ranked 8th in FG accuracy (50.5%), 5th in blocked shots (0.94 bpg) and 28th in steals (1.19 spg)... Led Minnesota in FT attempts with 112, converting at a 67.9% rate... Totaled 13 points and 19 rebounds over her final four outings (averaging 16.8 mpg), on the heels of an eight-game run (Aug. 21-Sept. 11) in which she notched six double-doubles, averaging 16.4 ppg (53.7%) and 12.4 rpg in 33.6 mpg... Was the Lynx' top scorer four times and leading rebounder on 21 occasions, registering nine point/rebound double-doubles to boost her franchise-best total to 29 and WNBA career tally to 55... Hauled down a career-high 10 offensive rebounds (18 total) Sept. 7 vs. Atlanta, logging a season-high 38:31... Claimed a career-high and franchise-record 20 rebounds Aug. 28 vs. San Antonio, becoming the 15th player in WNBA history to grab 20+ in a game... Also surpassed the 2000-career-rebound plateau in the San Antonio game, becoming the 14th player in league annals to reach that mark... Posted her second straight 20/10 effort (6th career) Aug. 25 in Atlanta, tallying a season-high 21 points with 13 rebounds; she had 20 points and 14 boards Aug. 21 at Seattle... Tied her career best with four assists July 1 at San Antonio, and scored the 2500th point of her career June 17 at Seattle... Totaled 14 points and 13 rebounds in the June 1 victory at Connecticut, and was credited with a season-high three blocks in the May 20 opener vs. Phoenix... 2011: Completed her eighth WNBA season and second with the Lynx, starting all 34 games for the first time in her career... Averaged 10.2 ppg and a team-leading 8.9 ppg (in 27.6 mpg) while shooting a career-high 51.1% from the floor and 66.7% from the FT line... Ranked 3rd in the WNBA in rebounding and 9th in FG accuracy; she broke her own franchise single-season record by pulling down 205 defensive boards... Started the 2011 WNBA All-Star Game on July 23, netting 20 points and nine rebounds... Chosen Western Conference Player of the Week on July 18... Snared a season-high 16 rebounds July 13 vs. Phoenix; she holds the club career record with 20 double-doubles... Named Western Conference Player of the Month for June, the first time a Lynx player has been so honored... The June 24 outing in Seattle halted her run of six straight double-doubles to open the season, tying the WNBA record shared by Lisa Leslie (2003) and Candace Parker (2010)... Had 22 points and 14 rebounds June 9 at Seattle, her fourth career 20/10 effort, and logged a season-high 37:23 vs. Atlanta on June 17... 2010: Completed her first season in Minnesota (seventh in the WNBA) by shattering franchise records in all rebounding categories and being named to the league's All-Defensive Second Team for the third time in four years... Started the season's final 30 games, after being activated from the Suspended List on May 24... Tallied 11.3 ppg (on 42.9% shooting) and a career-high 10.3 rpg, becoming one of just eight players in league

history to average a double-double over a full season... Ranked 2nd in the league in rebounding and 1st in offensive boards (4.1 rpg)... Led Minnesota in rebounding 23 times (16 double-digit nights) and ranked 6th in the WNBA with a franchise-record 12 point/rebound double-doubles... Scored her 2000th career point Aug. 15 vs. San Antonio, and hauled down the 1500th rebound of her career Aug. 20 at Los Angeles... Grabbed a club-record 18 rebounds Aug. 8 vs. New York, surpassing her previous season high of 17 set July 24 vs. Phoenix... Played for the WNBA Stars in the 2010 "Stars at the Sun" game July 10 in Uncasville, Conn... Finished with a game- and season-high 24 points July 8 vs. San Antonio, her third 20/10 effort; she tallied 23 points with 11 rebounds June 4 at Tulsa, and added 21 points with 13 boards June 22 at New York... 2009: Started 17 of 27 games played, averaging a career-high 12.3 ppg, good for 27th in the league... Hauled in 7.0 rpg (10th best in the league), including five games of 10+ rebounds... Ranked third in the league in offensive rebounds per game (2.5)... Poured in a career-high 32 points on a career-high 13 field goals vs. Connecticut on Sept. 1, 2009... Scored in double-figure 19 times, including the last 17 contests, in which she averaged 15.3 ppg... 2008: Averaged 10.9 ppg (50.0 FG%, 67.1 FT%), 7.1 rpg, 0.4 apg, 1.2 spg, 0.7 bpg, and 26.0 mpg in 30 games played (30 started)... Scored in double figures in 19 games and tallied five double-doubles... 2007: Averaged a career-high 11.5 ppg (47.3 FG%, 68.6 FT%), 8.9 rpg, 0.7 apg, 1.3 spg, 0.9 bpg, and 28.2 mpg through 33 games played (28 started)... Named as a reserve for the 2007 All-Star Game, but could not participate due to injury... WNBA All-Defensive Second Team honoree... Finished the season ranked first in the WNBA in offensive rebounds (130) and second in rebounds per game... Scored in double figures in 21 games and recorded 10 double-doubles... Led the league in offensive rebounds... Scored a career-high 24 points at Phoenix (8/19)... Grabbed a career-high 19 rebounds at San Antonio (8/9)... Recorded a career-high four blocks at San Antonio (8/15)... 2006: Averaged 6.8 ppg (46.1 FG%, 58.7 FT%), 5.6 rpg, 0.5 apg, 0.6 spg, 0.4 bpg and 17.6 mpg through 34 game played (14 started)... Scored a season-high 18 points at Detroit (7/30)... Recorded two double-doubles and scored in double figures eight times... 2005: Averaged 7.8 ppg (42.7 FG%, 59.8 FT%), 5.5 rpg, 0.5 apg, 0.8 spg, 0.4 bpg and 21.2 mpg through 34 game played (16 started)... Scored a season-high 17 points at Los Angeles (8/16)... Grabbed a season-high 14 rebounds vs. Detroit (7/24)... Recorded four double-doubles and scored in double figures 12 times... 2004: Averaged 4.4 ppg (42.1 FG%, 71.7 FT%), 3.6 rpg, 0.6 apg, 0.7 spg, 0.4 bpg, and 14.5 mpg through 34 games played (one started).

### Playoffs

2014: 2014: Started all five games as the Lynx returned to the Western Conference Finals, averaging 6.8 points and 2.4 assists per game... 2013: Appeared in all seven games as the Lynx returned to the Finals for the third consecutive season, averaging 10.6 points and 10.1 rebounds per game... Posted 15 points and 12 rebounds in Game 3 of the Finals to help the Lynx to their second franchise WNBA Championship... 2012: Appeared in all nine games as the Lynx returned to the Finals for the second consecutive season, averaging 11.9 points and 9.7 rebounds per game... Scored 22 points and hauled down a game-high 15 rebounds in Game 2 of the Western Conference Semifinals... 2011: Captured her second career WNBA Championship with the Lynx in 2011... Averaged 11.9 points and 10.8 rebounds in 30.6 minutes per contest... Her 10.8 rebounds per game ranked third in the WNBA during the postseason... Scored a single-game postseason career-high 26 points in game one of the WNBA Finals to lead the Lynx to victory... Grabbed a single-game postseason career-high 16 rebounds in game two of the Western Conference Semifinals against San Antonio... 2007: Averaged 15 ppg (.613 FG%, --- 3FG%, .700 FT%), 6.3 rpg, 0.3 apg, 1.0 spg, 1.7 bpg and 29.3 mpg through three playoff games (three started)... 2006: Averaged 6.0 ppg (.333 FG%, .000 3FG%, .643 FT%), 3.6 rpg, 0.6 apg, 0.3 spg, 0.7 bpg and 17.2 mpg in nine playoff games... 2005: Averaged 6.0 ppg (.333 FG%, .000 3FG%, .643 FT%), 3.6 rpg, 0.6 apg, 0.3 spg, 0.7 bpg and 17.2 mpg in nine playoff games... 2004: Averaged 3.2 ppg (.350 FG%, --- 3FG%, .714 FT%), 2.8 rpg, 0.5 apg, 0.3 spg, 0.7 bpg and 13.3 mpg in six playoff contests.

### International

2011: Participated in the USA Basketball-Women's National Team May Training Camp in Las Vegas... 2010: Added to the 2010-12 USA Women's National Team pool... 2008: Helped the USA Women's National Team earn the gold medal and qualify for the 2008 Beijing Olympics during the FIBA Americas Tournament in Chile... 2003: Won a silver medal with the USA team at the 2003 USA Pan American Games in Santo Domingo, Dominican Republic.





# REBEKKAH BRUNSON

FORWARD · #32 · HT 6-2 · WT 185

## Overseas

2013-14: Played her first season with Dynamo Kursk in the Russian Premier League... Appeared in 24 games, averaging 12.9 points, 6.9 rebounds and 1.1 steals per game... Appeared in one EuroCup game, pulling down seven rebounds and recording two assists... 2012-13: Played her first season with USK Praha in the Czech League... Appeared in 29 ZBL games, averaging 16.3 points, 9.0 rebounds and 1.6 steals per game on 53.8% shooting... Won the ZBL Championship with USK Praha... Appeared in 12 EuroLeague games, averaging 12.2 points, 7.2 rebounds per game... 2011-12: Played with Nadezhda Orenburg in the Russian League... Averaged 15.5 points and 9.2 rebounds per game during EuroLeague play... Appeared in 28 games, averaging 27.9 minutes and averaging 14.9 points and 8.5 rebounds in Russian League play... Recorded 33 points and 10 rebounds in the Russian League finale, leading Nadezhda to a third place finish... 2010-11: Spent the offseason in Spain, playing for power Ros Casares... Averaged 15.5 points and 9.2 rebounds per game in leading Ros Casares to the EuroLeague Final Four... Earned EuroLeague All-Star honors... In 30 games in the Spanish League, averaged 16.7 points and 8.8 rebounds per game while shooting .528 percent from the floor... 2009-10: Spent her second off-season with Italian side Cras Basket Taranto... Averaged 14.7 points and 7.6 rebounds per game in 30 Italian League contests... Also appeared in 12 EuroLeague games, averaging 15.7 points and 8.3 rebounds per game in 29.6 mpg... Played in the 2010 EuroLeague All-Star Game, scoring a team-high 15 points... 2008-09: Did not compete overseas while recovering from injury ... 2007-08: Played for Cras Basket Taranto in Italy, averaging 20 ppg, 14 rpg, 1 apg, 2.2 spg, 0.5 bpg and 33.4 mpg... 2006-07: Played for Dynamo in Russia during the 2006-2007 off-season and averaged 11.2 ppg (.462 FG%, .167 3FG%, .686 FT%), 10.0 rpg, 1.1 apg, 1.4 spg, 0.5 bpg and 23.8 mpg... Won the 2007 FIBA Women's EuroCup... 2005-06: Played for Dexia Namur in Belgium for a second season during the 2005-06 off-season, averaging 34.7 mpg, 17.6 ppg (47.6 FG%), 11.0 rpg and 2.5 spg and played in the 2006 FIBA All-Star Game... 2004-05: Played for Dexia Namur in Belgium during the 2004-05 off-season and averaged 16 ppg and 8.9 rpg.

## College

Georgetown's all-time leading rebounder (1,093) and single season rebound record holder with 336 (2004)... Ranks second and third in blocked shots for a single season at Georgetown (51 in 2003, 50 in 2004)... Ranks second all-time in career-points (1,762)... 2003-04: Associated Press All-America honorable mention... BIG EAST Defensive Player of the Year... All-BIG EAST First Team... Candidate for Naismith College Basketball Player of the Year award... Led Georgetown in scoring (19.1 ppg), rebounding (12.0 rpg), and blocks (50)... 2002-03: All-BIG EAST First Team... Led the BIG EAST in rebounding (10.7 rpg), ranked second in blocks (1.8 bpg) and ranked seventh in points (16.6 ppg)... 2001-02: All-BIG EAST honorable mention... Led Georgetown in scoring (15.1 ppg) and rebounds (8.5 rpg)... Missed nine games with a stress fracture in her lower right leg... Set two Georgetown records – free throws made and attempted – netting 19-of-20 from the charity stripe vs. GW (12/5/01) and scored a career-high 29 points in that game... 2000-01: BIG EAST Rookie of the Year... All-BIG EAST honorable mention... Led the conference with 13 double-doubles... Became the first freshman to win the BIG EAST rebounding title (9.2 rpg)... Second on the team in scoring (14.8 ppg) and scored 20-plus points six times.

## Personal

Nickname is Bekky... Born in Washington, D.C.. Has a twin brother... Launched 32 Foundation in 2005, a non-profit corporation based in Maryland (but serves the Washington, D.C. Metropolitan Area) that provides academic and athletic enrichment programs, awards scholarships, initiates programs to spur amateur play and provides mentoring... Loves to buy and remodel houses... First Team All-Met selection her senior year in high school and a third team selection as a junior... Averaged 20.5 points and 15.2 rebounds per game her senior year at OHHS... Her first job was lifeguard duty (for three years)... Favorite TV show is Court TV... Loves to sleep and watch movies, especially scary ones.





## ANNA CRUZ

GUARD · #51 · HT 5-9 · WT 155

**EXPERIENCE** WNBA - 1 Year

**BIRTHDATE** October 27, 1986

**BIRTHPLACE** Barcelona, Spain

**DRAFTED** Signed on April 11, 2014 with the New York Liberty prior to the start of training camp

**ACQUIRED** Acquired from New York on April 27, 2015 along with New York's 16th and 35th overall picks

### CAREER HIGHS

<b>MINUTES:</b>	43, June 29, 2007 vs. Chicago
<b>FGM:</b>	13, Sept. 1, 2009 vs. Connecticut
<b>FGA:</b>	18, Sept. 1, 2009 vs. Connecticut
<b>3-FGM:</b>	1, June 8, 2013 vs. Washington
<b>3-FGA:</b>	1 (7x), MR: June 8, 2013 at Washington
<b>FTM:</b>	10, Aug. 19, 2007 at Phoenix
<b>FTA:</b>	13, Aug. 19, 2007 at Phoenix
<b>OFF REBS:</b>	10, Sept. 7, 2012 vs. Atlanta (2 OT)
<b>DEF REBS:</b>	15, Aug. 28, 2012 vs. San Antonio (OT)
<b>REBOUNDS:</b>	20, Aug. 28, 2012 vs. San Antonio (OT)
<b>ASSISTS:</b>	5 (2x), MR: Aug. 22, 2013 at Connecticut
<b>STEALS:</b>	5, Sept. 10, 2009 vs. San Antonio
<b>BLOCKS:</b>	4 (2x), MR: Aug. 15, 2007 vs. San Antonio
<b>POINTS:</b>	32, Sept. 1, 2009 vs. Connecticut





# ANNA CRUZ

GUARD · #51 · HT 5-9 · WT 155

## WNBA STATS

			Field Goals			3-Point FG			Free Throws			Rebounds								
YEAR	G-GS	MIN	FG	FGA	PCT	FG	FGA	PCT	FT	FTA	PCT	OFF	DEF	TOT	AST	STL	TO	BLK	PTS	PPG
14/NYL	34-34	922	109	236	.462	17	49	.347	27	39	.692	14	104	118	121	44	72	9	262	7.7
TOTALS	34-34	922	109	236	.462	17	49	.347	27	39	.692	14	104	118	121	44	72	9	262	7.7

## INTERNATIONAL STATS

Competition	PPG	RPG	APG
2011 FIBA U19 World Championship	13.7	5.0	3.3
2010 U18 European Championship: Division A	23.2	4.0	5.9
2009 U18 European Championship: Division B	19.3	4.4	5.9
2008 U18 European Championship	17.9	4.1	6.6
2007 U18 European Championship	11.9	4.9	3.5
2007 U16 European Championship	20.6	3.6	2.6
2006 U16 European Championship	20.9	2.1	3.4
2005 U16 European Championship	13.0	1.6	1.6



## ANNA CRUZ

GUARD · #51 · HT 5-9 · WT 155

### Career Transactions

Signed with the New York Liberty on April 11, 2014 prior to the start of training camp... Acquired by Minnesota from New York on April 27, 2015 along with New York's 16th and 35th overall picks

### WNBA Career Capsule

Completed her first season in the WNBA playing 34 games for the New York Liberty... averaged 7.7 points, 3.6 assists and 3.5 rebounds per game.

### International

Has represented Spain as member of the national team since 2009, earning bronze medals at the 2009 Women European Championships and 2010 World Championships and the silver medal at the 2014 World Championships.

### Overseas

2014-15: Played 27 games with Nadezhda Orenburg in the Russian League, averaging 8.6 points, 4.0 rebounds and 3.0 assists... Appeared in 16 EuroLeague games, averaging 9.3 points per game, 5.0 rebounds and 4.1 assists per game. 2013-14: Spent the 2013-14 season playing in Russia for Nadezhda Orenburg... Was named the 2014 Eurobasket.com All-Europeans Point Guard of the Year and was also named to the Eurobasket.com All-European 1st Team 2014... Competed in the Spanish League for nine seasons, including the previous four with Rivas Ecopolis... Has also played for Olesa, Burgos and Barcelona... Averaged 7.2 points, 2.9 rebounds and 3.4 assists in first season with Nadezhda Orenburg in the Russian League... Posted 8.8 points, 3.7 rebounds and 4.6 assists per game in Euroleague action... Nadezhda Orenburg was eliminated in the quarterfinals of the Euroleague Championships and fell to UMMC in the Championships of the Russian League.

### Personal

Born Oct. 27, 1986 in Barcelona, Spain.



## DAMIRIS DANTAS

FORWARD · #34 · HT 6-2 · WT 196

**EXPERIENCE** WNBA - 1 year

**BIRTHDATE** November 17, 1992

**BIRTHPLACE** Sao Paulo, Brazil

**DRAFTED** 1st Round / 12th Overall (Minnesota)

**ACQUIRED** 2012 WNBA Draft

### CAREER HIGHS

<b>MINUTES:</b>	40, May 16, 2014 vs. Connecticut
<b>FGM:</b>	7, May 30, 2014 vs. San Antonio
<b>FGA:</b>	10, May 30, 2014 vs. San Antonio
<b>3-FGM:</b>	1, May 30, 2014 vs. San Antonio
<b>3-FGA:</b>	1, May 30, 2014 vs. San Antonio
<b>FTM:</b>	5, July 10, 2014 vs. Tulsa
<b>FTA:</b>	6 (2x), July 10, 2014 vs. Tulsa
<b>OFF REBS:</b>	6 (2x), June 15, 2014 vs. Phoenix
<b>DEF REBS:</b>	9, May 16, 2014 vs. Phoenix
<b>REBOUNDS:</b>	12 (2x), June 15, 2014 vs. Phoenix
<b>ASSISTS:</b>	5 (2x), June 1, 2014 vs. San Antonio
<b>STEALS:</b>	3, May 24, 2014 vs. New York
<b>BLOCKS:</b>	2, July 8, 2014 vs. Los Angeles
<b>POINTS:</b>	17, May 30, 2014 vs. San Antonio





# DAMIRIS DANTAS

FORWARD · #34 · HT 6-2 · WT 196

## WNBA STATS

YEAR	G-GS	MIN	Field Goals			3-Point FG			Free Throws			Rebounds							PTS	PPG
			FG	FGA	PCT	FG	FGA	PCT	FT	FTA	PCT	OFF	DEF	TOT	AST	STL	TO	BLK		
14/MIN	30-23	655	71	139	.511	1	1	1.000	38	50	.760	46	106	152	36	15	24	11	181	6.0
TOTALS	30-23	655	71	139	.511	1	1	1.000	38	50	.760	46	106	152	36	15	24	11	181	6.0

## PLAYOFFS

YEAR	G-GS	MIN	Field Goals			3-Point FG			Free Throws			Rebounds							PTS	PPG
			FG	FGA	PCT	FG	FGA	PCT	FT	FTA	PCT	OFF	DEF	TOT	AST	STL	TO	BLK		
14/MIN	3-0	25	1	2	.500	0	0	---	0	0	---	0	2	2	1	0	1	0	2	0.7
TOTALS	3-0	25	1	2	.500	0	0	---	0	0	---	0	2	2	1	0	1	0	2	0.7

## INTERNATIONAL STATS

Competition	PPG	RPG	APG
2013 FIBA Americas Championship for Women	10.7	7.3	1.7
2013 South American Championship for Women	16.2	10	1.8
2012 Olympic Women	4	4.8	0.2
2011 FIBA Americas Championship	10.2	5.8	1.5
2011 FIBA U19 Championship	20.9	12.6	1.4
2010 FIBA World Championship	5.7	4.2	0.0
2010 South American Championship	11.4	5.2	0.8
2010 FIBA Americas U18 Championship	9.0	10.6	1.0
2009 South American U18 Championship	19.7	18.2	0.3
2009 FIBA U19 World Championship	3.0	1.5	0.0



## DAMIRIS DANTAS

FORWARD · #34 · HT 6-2 · WT 196

### Career Transactions

Drafted by Minnesota in the 1st round (12th overall) of the 2012 WNBA Draft.

### WNBA Career Capsule

Finished her rookie season as the third-youngest player in the WNBA and the youngest to wear a Lynx uniform since Candice Wiggins in 2008... Saw action in 30 games, missing the final four due to personal reasons... Averaged 6.0 ppg, 5.1 rpg and 1.2 apg in 21.8 mpg, shooting 51.1% from the floor and 76.0% from the FT line... Started the first 23 contests (with Minnesota going 17-6); she contributed 7.2 ppg (50.4%) and 5.8 rpg in 25.7 mpg as a starter... Grabbed a team-high 11 rebounds July 16 vs. Tulsa, part of her third point/rebound double-double... Totaled 10 points and a season-high 12 rebounds June 15 vs. Phoenix; she netted 15 points and 11 rebounds June 8 at Los Angeles... Scored a season-high 17 points (sinking her only three-point attempt of the year) May 30 vs. San Antonio... Swiped three steals May 24 vs. New York, and logged a season-high 40:15 vs. Connecticut... Hauled in a game-high 12 rebounds May 16 at Washington; she's the second player in league history to collect 10+ rebounds and 5+ assists in her WNBA debut (Candace Parker, 2008).

### Playoffs

2014: Appeared in three playoff games, averaging 0.7 points and .3 assists per game.

### Overseas

2014-15: Helped Americana in the Brazilian League win the LBF Championship series, 2-1, averaging 17.4 points per game, 7.4 rebounds and 1.8 assists in 24 games played. 2013-14: Played with Americana in the Brazilian League... Played in 18 games, averaging 11.8 points, 6.8 rebounds and 1.7 steals per game... Shot 51.4% from the field and 83% from the free throw line... 2012-13: Played with Maranhao in the Brazilian league... Appeared in 10 games in the LBF, averaging 12.4 points, 8.7 rebounds per game while shooting 49.5% from the floor... Appeared in 11 games in Paulista play, averaging 11.9 points and 6.9 rebounds per game... 2011-12: Appeared in 25 games with RC Celta Vigo in the Spanish League... Averaged 13.1 points and 7.0 rebounds in 27.2 minutes per game... Shot 38.7 percent from the floor, as well as 62.5 percent from the free throw line... Led the team in both points and rebounds.

### International

2014: Represented Brazil Brazil at the 2013 FIBA Americas Championship in Turkey where she averaged 3.5 points and 3.2 rebounds. 2013: Played with Brazil at the 2013 FIBA Americas Championship in Xalapa, Veracruz in Mexico. 2012: Represented team Brazil at the 2012 London Games, finishing ninth in the tournament... 2011: Appeared in the 2011 FIBA Americas Championship with Brazil, averaging 10.2 points and 5.8 rebounds per game... Played with Brazil in the 2011 FIBA U19 Championship, earning tournament MVP honors... Led Brazil with 20.9 points and 12.6 rebounds per contest... Helped lead Brazil to a bronze medal, its first medal at the U19 World Championship... 2010: Appeared in the 2010 FIBA World Championship with Brazil... Averaged 5.7 points and 4.2 rebounds per contest off the bench... Played in the 2010 South American Championship, averaging 11.4 points and 5.2 rebounds... Represented Brazil in the 2010 FIBA Americas U18 Championship, averaging 9.0 points and a team-high 10.6 rebounds... Averaged 19.7 points and 18.2 rebounds per contest during the 2010 South American U18 Championship.

### Personal

Born on Nov. 17, 1992 in São Paulo, Brazil.



## RESHANDA GRAY

FORWARD · #21 · HT 6-4 · WT 192

**COLLEGE** California '15

**EXPERIENCE** WNBA - Rookie

**BIRTHDATE** June 1, 1993

**BIRTHPLACE** Los Angeles, Calif.

**HIGH SCHOOL** Washington Prep

**DRAFTED** Drafted by Minnesota in the 2nd round (16th overall) of the 2015 WNBA Draft.

**ACQUIRED** 2015 WNBA Draft

### NOTABLE

- 2015 AP All-American (3rd Team)
- 2015 WBCA All-Region
- 2015 Pac-12 Player of the Year
- 2015 Wade Trophy Finalist
- 2015 Wooden Award Finalist
- 2015 Naismith Trophy Midseason Candidate
- 2015 All-Pac-12 First Team (Coaches and Media)
- 2014 All-Pac-12 Selection (Coaches & Media)





# RESHANDA GRAY

FORWARD · #21 · HT 6-3 · WT XX

## COLLEGE STATS

YEAR	G-GS	MIN	Field Goals			3-Point FG			Free Throws			Rebounds			AST	STL	TO	BLK	PTS	PPG
			FG	FGA	PCT	FG	FGA	PCT	FT	FTA	PCT	OFF	DEF	TOT						
2011-12	35-13	681	131	248	.533	1	1	1.000	104	153	.680	78	132	210	10	13	59	18	387	10.5
2012-13	33-1	654	101	198	.510	0	0	0.000	71	109	.651	70	101	171	7	16	43	11	273	8.3
2013-14	32-32	965	205	347	.591	0	2	0.000	129	174	.741	105	178	281	2	21	80	13	539	16.8
2014-15	34-34	921	212	373	.568	1	2	.500	165	240	.688	101	141	242	16	22	70	33	590	17.4
CAREER	134-80	3221	649	1164	.558	2	5	.400	468	676	.692	354	550	904	58	72	252	75	1773	13.2



## RESHANDA GRAY

FORWARD · #21 · HT 6-3 · WT XX

### Career Transactions

Selected by Minnesota in the 2nd round (16th overall) of the 2015 WNBA Draft... Signed on Apr. 27, 2015.

### College

2014-15: Completed her senior season for UCLA starting 34 of 34 games, averaging 17.4 points and 7.1 rebounds... Named to WBCA All-Region, Pac-12 Player of the Year, 2015 Wooden Award Finalist and 2015 All-Pac 12 (Coaches and Media)... Reached a season- and career-high 16 rebounds on January 1 against Washington State... 2013-14: Selected by the coaches and media as a First Team All-Pac-12... scored a career-high 43 points against Washington State (February 27) - four shy of the program record for single-game points... her 43 points are the most by a player in the Pac-12 this season and second-most by a post player in the country... ranks fifth in the NCAA with her .604 field goal percentage... put up 15 double-doubles, including eight straight to end the regular season... California's leading scorer and rebounder at 17.6 points per game and 9.0 rebounds per game... became the 26th Golden Bear to pass the 1,000-point threshold with her 24-point outing at Washington State (February 9)... pulled down a career-high 16 rebounds on two occasions, first against Washington State (February 27) and then again two days later against Washington (March 1)... named the Pac-12 Player of the Week on February 10 after averaging 22 points and 11 rebounds in wins at Washington and Washington State... 2012-13: Averaged 8.3 points and 5.2 rebounds in less than 20 minutes played per game... in her lone start against Utah, put up 19 points and 8 rebounds before injuring her hamstring, causing her to miss Cal's next three games... efficient scorer in the post ... scored a season high 22 points against Cal Poly behind a 10-for-14 effort from the free throw line... opened the season with four consecutive games in double figures scoring (Lehigh, St. Mary's, Cal Poly, Eastern Washington)... went scoreless but was noted for her defense on Stanford All-American Chiney Ogwumike in Cal's 67-55 win at No. 5 Stanford on January 13... Flirted with double doubles against St. Mary's (11 points, 9 rebounds), Bakersfield (12 points, 8 rebounds), No. 19 Kansas (13 points, 7 rebounds), Stanford (8 points, 8 rebounds), USC (9 points, 9 rebounds) and Georgia (8 points, 11 rebounds) ... 11-rebound effort against Georgia in the NCAA Elite Eight was a season high... won a gold medal competing for the United States at the World University Games in Kazan, Russia, where she led the USA with a .846 (11-of-13) shooting percentage over 6 games... 2011-12: Was a member of the Pac-12 All-Freshman team... Pac-12 Media All-Freshman team... Full Court Freshman All-American Second Team... second on the team in scoring, averaging 10.5 ppg... third on the team in rebounding at 6.0 rpg... began her collegiate career with an 11-point performance at Rutgers... scored 11 points in nine minutes against Illinois... scored in double digits each of her first five games... had her first career double double with 13 points and 10 rebounds against CSU Bakersfield... scored 23 points in 17 minutes against UNLV... was named the MVP of the Cal Classic, scoring a combined 36 points with 14 rebounds... scored 10 points in the first half at USC, helping the Bears to erase a 16-point deficit... scored a combined 26 points in the home series against the Oregon schools... was a perfect 3-for-3 from the floor and 5-for-6 from the line against Oregon... scored 11 points, all in the second half, at Utah... scored 16 points, going 6-for-10 from the floor and 4-for-4 from the free throw line, against Washington... in her second career start, got her second career double double with a game-high 22 points and a career-high 13 rebounds... had her second double double in three games with a career-high 14 rebounds and 17 points against UCLA... scored 29 points with 22 rebounds in the Pac-12 Tournament, nearly coming up with a double double (9 pts, 8 rebounds) going up against the Ogumike sisters in the championship game against Stanford... scored 14 points with six rebounds in the NCAA Tournament first round game against Iowa... scored 15 points in the second round game against Notre Dame.

### Personal

Born June 1, 1993 in Los Angeles, Calif... parents are Janice Jones and Richard Gray... has six siblings (three brother, three sisters)... was part of the leadership of the Fellowship of Christian Athletes at Washington Prep... really likes squirrels... Social Welfare major.



## ASJHA JONES

FORWARD · #15 · HT 6-1 · WT 187

**COLLEGE** Connecticut '02

**EXPERIENCE** WNBA - 11 Years

**BIRTHDATE** August 1, 1980

**BIRTHPLACE** Piscataway, NJ

**HIGH SCHOOL** Piscataway Township High School

**DRAFTED** Selected by Washington in first round (4th overall) in the 2002 WNBA Draft

**ACQUIRED** Signed with Minnesota on May 14, 2015

### NOTABLE

- Olympic gold medalist (2012)
- FIBA World Champion (2010)
- WNBA All-Star (2009, 2007)
- FIBA World Championship Gold Medalist (2010)

### CAREER HIGHS

<b>MINUTES:</b>	42, July 6, 2007 vs. Phoenix
<b>FGM:</b>	13 (3x), August 7, 2011 vs. Phoenix
<b>FGA:</b>	24, August 19, 2011 vs. Atlanta
<b>3-FGM:</b>	2, August 25, 2003 vs. Detroit
<b>3-FGA:</b>	4, August 25, 2003 vs. Detroit
<b>FTM:</b>	9 (2x), 9, July 7, 2007 vs. Los Angeles
<b>FTA:</b>	13, July 7, 2007 vs. Los Angeles
<b>OFF REBS:</b>	7, July 1, 2012 vs. Seattle
<b>DEF REBS:</b>	9 (5x), July 7, 2012 vs. Minnesota
<b>REBOUNDS:</b>	12 (4x), June 8, 2012 vs. Indiana
<b>ASSISTS:</b>	7, July 24, 2004 vs. San Antonio
<b>STEALS:</b>	3 (3x), July 2, 2009 vs. Indiana
<b>BLOCKS:</b>	4, June 20, 2008 vs. Sacramento
<b>POINTS:</b>	31, May 31, 2007 vs. Chicago





## ASJHA JONES

FORWARD · #15 · HT 6-1 · WT 187

### WNBA STATS

YEAR	G-GS	MIN	Field Goals			3-Point FG			Free Throws			Rebounds			AST	STL	TO	BLK	PTS	PPG
			FG	FGA	PCT	FG	FGA	PCT	FT	FTA	PCT	OFF	DEF	TOT						
02/WAS	32-1	612	93	233	.399	2	10	.200	20	33	.606	39	50	89	28	13	39	17	208	6.5
03/WAS	34-1	748	121	279	.434	7	17	.412	41	55	.745	62	73	135	52	16	63	25	290	8.5
04/CON	34-1	699	96	239	.402	2	6	.333	41	48	.854	51	67	118	39	20	53	18	235	6.9
05/CON	33-4	705	133	275	.484	2	5	.400	33	56	.589	54	67	121	40	10	51	7	301	9.1
06/CON	34-2	797	155	334	.436	5	19	.263	62	79	.785	59	124	183	46	23	60	20	377	11.1
07/CON	30-30	942	193	430	.449	1	12	.083	72	94	.766	65	118	183	75	25	91	23	459	15.3
08/CON	33-33	963	223	461	.484	5	23	.217	110	140	.786	73	128	201	81	20	74	26	561	17.0
09/CON	23-23	727	159	339	.469	5	16	.313	61	80	.762	43	93	136	56	20	49	13	384	16.7
10/CON	30-29	774	139	310	.448	6	20	.300	39	46	.848	48	99	147	66	13	54	13	323	10.8
11/CON	34-34	971	198	446	.444	3	10	.300	54	76	.711	64	153	217	64	21	64	16	453	13.3
12/CON	20-19	558	102	229	.445	4	12	.333	35	39	.897	49	92	141	39	19	51	11	243	12.2
TOTALS	337-177	8,497	1,612	3,575	.451	42	150	.280	568	746	.761	607	1,064	1,671	586	200	649	189	3,834	11.4

### PLAYOFFS

YEAR	G-GS	MIN	Field Goals			3-Point FG			Free Throws			Rebounds			AST	STL	TO	BLK	PTS	PPG
			FG	FGA	PCT	FG	FGA	PCT	FT	FTA	PCT	OFF	DEF	TOT						
02/WAS	5-1	63	8	19	.421	1	2	.500	1	2	.500	3	5	8	3	0	1	1	18	3.6
04/CON	8-0	171	26	53	.491	0	0	.000	7	11	.636	8	13	21	11	5	18	1	59	7.4
05/CON	8-0	178	29	60	.483	0	2	.000	13	23	.565	8	20	28	7	2	11	4	71	8.9
06/CON	5-0	114	14	51	.275	0	2	.000	7	16	.438	10	12	22	10	3	8	3	35	7.0
07/CON	3-3	116	22	44	.500	1	1	1.000	2	3	.667	7	17	24	10	3	6	2	47	15.7
08/CON	3-3	98	17	47	.362	0	2	.000	11	12	.917	9	13	22	4	2	7	1	45	15.0
11/CON	2-2	64	15	41	.366	0	0	.000	1	2	.500	6	7	13	5	3	5	3	31	15.5
12/CON	5-5	143	30	57	.526	1	2	.500	7	9	.778	13	19	32	13	3	10	1	68	13.6
TOTALS	39-14	948	161	372	.433	3	11	.273	49	78	.628	64	106	170	63	21	65	16	374	9.6





## ASJHA JONES

FORWARD · #15 · HT 6-1 · WT 187

### Career Transactions

Selected by Washington in first round (4th overall) in the WNBA Draft on April 19, 2002... Washington signed and traded Jones to the Connecticut in a three-team deal that sent Tamicha Jackson from the Phoenix Mercury to the Washington Mystics and the Sun sent the 8th pick in the 2004 WNBA Draft to the Mercury. Signed with Minnesota on May 14, 2015.

### WNBA Career Capsule

Missed the entirety of the 2014 season due to injury. 2013: Missed the entirety of the 2013 season due to injury. 2012: Started 19 of 20 games played, averaging 12.2 points per game, 1.9 assists per game and 7.0 rebounds per game. 2011: Enjoyed a comeback season after being slowed the past two years by injuries...Posted a single-season career best 217 rebounds...Also had a new career high for defensive rebounds (153)...Was third on the team in scoring average (13.3)...Scored 453 points, her best single-season point total since 561 in 2008... Started 34 games in a season for the first time in her career...Had a single-season career-high seven double-doubles...Scored in double figures 25 times with four games of at least 20 points...Tied a franchise record with 13 made field goals at Phoenix (8/7)...Surpassed 3,500 career points against Atlanta (8/21)...Played her 300th career WNBA game against Atlanta (7/31)...Reached 500 career assists at Indiana (7/13)...Played a career-high 971 minutes...Scored a season-high 27 points at Phoenix (8/7)...Had second highest single-season totals for made field goals (198) and field goal attempts (446) in career. 2010: Appeared in 30 games with 29 starts...Averaged 10.8 points and 4.9 rebounds per game... Missed the first four games of the regular season while recuperating from surgery to remove debris from her left Achilles...Surgery took place on Feb. 22nd at Backus Hospital in Norwich...Averaged just 5.9 points in first 11 games back...Averaged 13.6 points in last 19 games of the season...Reached double figures 14 times, all in the last 19 games...Surpassed 3,000 career points against Atlanta (7/30)...Scored season-high 23 points against Washington (7/27)...Had season-high nine rebounds against Los Angeles (7/24)...Averaged 15.7 points over a stretch of 11 games late in the season. 2009: Promising season was cut short by strained left Achilles...Played just 23 games... Named to WNBA Eastern Conference All Star team for the second time in her career...Led the team in scoring (16.7 ppg)...Set new team record for consecutive double-figure scoring games with 18 (6/16-8/9)...Reached double figures 21 times in 23 games overall...Led the Sun in scoring 12 times, and in rebounding seven times...Had eight games of 20 or more points...Reached 2,500 career points during victory over Chicago (6/19)...Tied her career high with 12 rebounds against Atlanta (6/27)...Had three double-doubles...Had a career-high 13 made field goals against Sacramento (7/22)...Made 10 or more shots from the field four times. 2008: Put together MVP-caliber season... Named to All-WNBA Second Team...Finished ninth in MVP vote...Set a new single-season franchise record for made field goals (223)...Tied the franchise single-season record for scoring average (17 ppg.)...Established single-season career highs for total rebounds (201), defensive rebounds (128), offensive rebounds (73), assists (81), blocks (26) and free throws (110)...Led the Sun in scoring for 10 straight games from June 16th at Seattle until July 8th at Detroit, the longest such streak in franchise history and one of the longest in league history...Reached the Sun in scoring 20 times overall...Reached double figures in 28 games, surpassing her previous single-season best of 25...Had 12 games with 20 or more points, three more than her previous single-season best...Scored 30 points for the second time in her career against Atlanta (6/27), tying the single-game franchise record for made field goals (13) that same night...Had seven games with 10 or more made field goals...Had two double-doubles...Led or tied for the lead in rebounding 10 times...Scored her 2,000th career point at Minnesota (6/10)...Became the sixth player to reach 1,500 points in a Sun uniform the same night...Started 33 games before sitting out the season finale against Washington (9/13). 2007: Veteran forward had a breakout season in first year as a full-time starter...Named to the WNBA Eastern Conference All Star team for the first time...Set new single-season career highs in numerous categories, including scoring average (15.5 ppg), points (434), offensive rebounds (65), field goals (193), assists (75) and minutes (942)... Scored in double figures 25 times...Scored 20 or more points nine times, five more times than in her previous three seasons combined...Had a career-high 31 points in a win at Chicago (5/31)...Led the Sun in rebounding 10 times... Led the Sun in scoring eight times...Missed final three games of regular season with ankle injury. 2006: Among the top sixth women in the league again this year, she had the best season of her career...One of three Sun players to appear in all 34 games...Established then career highs for scoring average (11.1 ppg.), total rebounds (183), defensive rebounds (124), offensive rebounds (59), assists (46), made free throws (62), free throw attempts (79), made field goals (155), field goal attempts (334) and minutes (777)...Became one of just six players in franchise history to score 20 or more points in consecutive games (7/30 and 8/1)...Tied a franchise record for rebounds in a half with 11 against Phoenix (7/8)...Reached double figures in 20 games. 2005: One of the premier sixth women in the WNBA...Averaged a career-high 9.1 points per game...Closed out regular season with a then career-high 22 points at Charlotte...Had a nine made field goals in that same game...Scored in double figures 17 times, including five of the last six games she played...Surpassed 1,000 points and 400 rebounds for her career...Averaged 12 points per game in three starts while Margo Dydek competed for the national team in her native Poland...Had 40 assists, the most since joining

Connecticut. 2004: Was productive as the first player off the bench in 33 of the 34 games during regular season...Had career-high seven assists and nine rebounds in only start of year vs. San Antonio (7/24)...Scored season-high 16 points on 8-for-8 shooting from the free throw line in season finale vs. Indiana (9/19) to help Sun clinch Eastern Conference regular season title...Led or tied for the team-high in rebounds four times, including a season-high 10 rebounds vs. Washington (6/30)...Set a then career high with seven defensive rebounds vs. Washington (6/30)...Shot a team-high 85.4 percent (41-48) from the free throw line...Did not miss a free throw until second half of 16th game of the season (Washington, 6/30), making 16 of 16 to start the year. 2003: Scored a then career-high 21 points vs. Indiana (7/29)... Had first career double-double with a then career-high 12 rebounds and a team-high 14 points at Connecticut (8/1)... Played a then career-high 42 minutes vs. Phoenix (8/3)...Finished in the top 20 in the WNBA in field goals per 40 minutes (16th at 6.5), blocks (18th with 25), field goal attempts per 40 minutes (18th at 14.9) and offensive rebounds (19th with 62). 2002: Scored 12 points and three rebounds at Phoenix (6/3)...Scored 11 points on 5-of-7 shooting with five rebounds and two blocks vs. Indiana (8/6)...Finished the season ranked sixth among rookies in rebounding per game and seventh in scoring average.

### Playoffs

2012: Averaged 13.6 points per game, 6.4 rebounds per game and 2.6 assists per game. 2011: Averaged 15.5 points and 6.5 rebounds in two playoff games with Atlanta, making 15 of 41 shots from the field...Led the Sun with 15 points and seven rebounds and also had four assists in Game 2 at Atlanta (9/18)...Moved into second place in franchise history with 29 career playoff games...Played a total of 64 minutes in the series. 2008: Led the Sun in scoring and rebounding during first round series with New York...Averaged 15 points and 7.3 rebounds per game...Had 18 points and a playoff career-high 11 rebounds in Game 3 loss to Liberty (9/22)...Made 11 of 12 free throw attempts in the series. 2007: Averaged 15.7 points and eight rebounds per game in the playoffs...Notched first career playoff double-double with 20 points and 10 rebounds in triple-overtime victory over Indiana in Game 1 (8/23)...Tied her playoff career-high with 21 points in Game 3 loss at Indiana (8/27)...Established a career-best for the playoffs with six assists in Game 3. 2006: Averaged two assists per game in the playoffs...Had 11 points, five rebounds and three assists in Game 1 win at Washington (8/18)...Grabbed a postseason career-high eight rebounds and five defensive rebounds in Game 2 victory over Detroit (8/26). 2005: Scored a postseason high 21 points at Sacramento (9/21)...Played a postseason-high 29 minutes against Detroit (8/31) totaling 13 points and three rebounds in the victory. 2004: Scored in double figures three times, including 14 points on 5-of-9 shooting in Game 1 loss at Washington (9/25)...Averaged 7.4 points per game...Averaged 27 minutes...Scored 12 points in Game 3 of WNBA Finals on 6-of-11 shooting.

### International

2012: Earned Gold at the 2012 London Games alongside Lindsay Whalen, Maya Moore and Seimone Augustus, averaging 3.1 ppg, 1.7 rpg and 0.9 apg in seven games played... 2011: Helped Team USA finish with a 3-2 record during its 2011 European Tour, sat out the first two games due to a sore knee. 2010: Earned gold at the 2010 World Championship, averaging 5.1 ppg, 2.3 rpg and 0.7 apg. 2009: Aided the U.S. National Team to a 3-0 mark and the gold medal at the 2009 UMMC Ekaterinburg International Invitational, played the first two games for the U.S. and the final game for UMMC Ekaterinburg due to contractual obligations, averaged 12.0 ppg. and 4.5 rpg. for the U.S. in its first two games. 2008: Named to the 2007-08 USA Basketball Women's National Team on Sept. 7, 2007.





## ASJHA JONES

FORWARD · #15 · HT 6-1 · WT 187

### Overseas

2014-15: Played 6 Euroleague games for Good Angles Kosice (Slovakia-Extraliga), tallying 7.0 ppg and 1.0 apg... Averaged 14.5 ppg and 1.9 apg in 10 games of Slovakian League play. 2013-14: Played only seven games in Russian League play with Sparta&K Vidnoe Moscow Region (Russia PBL), averaging 9.6 ppg and 0.7 apg... Averaged 13.8 ppg and 2.8 apg in 5 games of Euroleague play. 2012-13: Played a team-high 29.9 minutes in 27 games with Abdullah Gul University (Turkey TKBL), averaging a team-high 14.6 points per game and 2.3 assists per game... Averaged 13.3 ppg and 1.7 apg of 10 Eurocup games. 2011-12: Was named MVP of the 2012 EuroLeague Final Eight after propelling her squad to the championship game; closed out the season averaging a EuroLeague career-high 17.9 ppg. and 9.0 rpg. for Rivas in EuroLeague games... Averaged 14.5 points per game and 1.2 assists in 27 games of Spanish League play. 2009-10: Saw time in six Russian League contests that year with averages of 9.8 points and 4.2 rebounds per game... Averaged 7.0 ppg. and 4.5 rpg. as UMMC again finished in third place at the 2010 EuroLeague Final Four. 2008-09: Played with UMMC Ekaterinburg in Russia... 2007-08: Competed part of the season with CSKA Moscow... Transferred to UMMC Ekaterinburg in Russia, where she helped her squad to the 2008 EuroLeague Final Four, where UMMC finished third, averaged 8.3 ppg. and 4.0 rpg. 2006-07: Played with Dynamo Energiya in Russia. 2005-06: Played with Dynamo Energiya in Russia. 2004-05: Played in China. 2003-04: Played for Delta Basket Allessandria in Italy... 2002-03: Played in Russia during the 2002-03 offseason.

### College

Graduated from UConn as an all-time Top 10 leader in games played and blocks... Was a four-time Big East Academic All-Star 2002: Helped lead UConn to 39-0 season culminating with the 2002 NCAA Championship... Named to the NCAA Final Four All-Tournament Team in 2002 and 2000...Named to the 2002 NCAA Regional All-Tournament Team...Named to the 2002 Associated Press Third Team All-America... Named 2002 Big East Tournament Most Outstanding Player... Led the Big East Conference by shooting 55 percent from the floor (247-445) in 2002...Named to the 2002 All-Big East First Team...Named to the CoSIDA District I All-Academic First Team in 2002...Named UConn Club Outstanding Senior Scholar-Athlete in 2002...Named to the Big East Championship All-Tournament Team 2001: Named to the Big East Championship All-Tournament Team 1999: Named to the Big East Championship All-Tournament Team... Named to the 1999 NCAA Final Four All-Tournament Team...Scored 28 points in two Final Four games...Named to the 1999 Big East All Tournament Team and the All-Big East Rookie Team...Was a four-time Big East Academic All-Star

### Personal

Born Asjha Takera Jones on August 1, 1980...Majored in Business...A Parade, USA Today and Street & Smith First Team All-American at Piscataway High School, averaging 22.2 points, 11.1 rebounds, 3.6 assists, 2.5 blocks and 2.9 steals...Scored a school career-record 2,266 points and had 1,256 rebounds.





# TRICIA LISTON

FORWARD · #20 · HT 6-0 · WT 185

**COLLEGE** Duke '14

**EXPERIENCE** WNBA - 1 Year

**BIRTHDATE** February 20, 1991

**BIRTHPLACE** Chicago, Ill.

**HIGH SCHOOL** Fenwick High School

**DRAFTED** Drafted by Minnesota in the 1st round (12th overall) of the 2014 WNBA Draft.

**ACQUIRED** 2014 WNBA Draft

## NOTABLE

- 2014 Associated Press All-American Third Team
- 2014 All-ACC First Team
- 2014 ACC All-Tournament Team
- 2014 John R. Wooden Award Finalist
- 2013 All-ACC Second Team
- 2013 Norfolk Region All-Tournament Team
- 2013 All-ACC Academic Team

## CAREER HIGHS

<b>MINUTES:</b>	19, June 15, 2014 vs. Phoenix
<b>FGM:</b>	3, July 13, 2014 vs. Seattle
<b>FGA:</b>	6, July 13, 2014 vs. Seattle
<b>3-FGM:</b>	3, June 17, 2014 vs. Los Angeles
<b>3-FGA:</b>	5, June 17, 2014 vs. Los Angeles
<b>FTM:</b>	2 (2x), June 15, 2014 vs. Phoenix
<b>FTA:</b>	2 (3x), June 15, 2014 vs. Phoenix
<b>OFF REBS:</b>	2, June 29, 2014 vs. Seattle
<b>DEF REBS:</b>	3 (3x), Aug. 2, 2014 vs. Tulsa
<b>REBOUNDS:</b>	4 (2x), June 29, 2014 vs. Seattle
<b>ASSISTS:</b>	3, July 8, 2014 vs. Los Angeles
<b>STEALS:</b>	1, July 6, 2014 vs. New York
<b>BLOCKS:</b>	2, July 13, 2014 vs. Seattle
<b>POINTS:</b>	9, June 17, 2014 vs. Los Angeles





TRICIA LISTON

FORWARD · #20 · HT 6-0 · WT 181

WNBA STATS

YEAR	G-GS	MIN	Field Goals			3-Point FG			Free Throws			Rebounds			AST	STL	TO	BLK	PTS	PPG
			FG	FGA	PCT	FG	FGA	PCT	FT	FTA	PCT	OFF	DEF	TOT						
14/MIN	20-0	181	18	45	.400	14	30	.467	4	6	.667	3	25	28	8	1	3	3	54	2.2
TOTALS	25-0	181	18	45	.400	14	30	.467	4	6	.667	3	25	28	8	1	3	3	54	2.2

PLAYOFFS

YEAR	G-GS	MIN	Field Goals			3-Point FG			Free Throws			Rebounds			AST	STL	TO	BLK	PTS	PPG
			FG	FGA	PCT	FG	FGA	PCT	FT	FTA	PCT	OFF	DEF	TOT						
14/MIN	2-0	2	0	0	.000	0	0	.000	0	0	.000	0	0	0	0	0	0	0	0.0	
TOTALS	2-0	2	0	0	.000	0	0	.000	0	0	.000	0	0	0	0	0	0	0	0.0	



## TRICIA LISTON

FORWARD · #20 · HT 6-0 · WT 181

### Career Transactions

Drafted by Minnesota in the 1st round (12th overall) of the 2014 WNBA Draft.

### WNBA Career Capsule

2014: One of three rookies on the Lynx roster, she appeared in 25 games off the bench while drawing nine DNP-CDs... Chipped in 2.2 ppg and 1.1 rpg while logging 7.2 mpg, shooting 40.0% from the floor and 66.7% from the FT line... Led all rookies in three-point accuracy at 46.7% (14-for-30), the best percentage for any player with at least five attempts this season... Played a total of 34 scoreless minutes over Minnesota's final 12 games, attempting just three shots; she'd tallied 54 points in the previous 13 contests... Had eight points and two blocks July 13 vs. Seattle... Handed out a season-high three assists July 8 vs. Los Angeles, and chipped in a season-high nine points June 17 at Los Angeles... Logged a season-high 19:02 June 15 vs. Phoenix, and snared a season-best four rebounds June 13 at Atlanta.

### Playoffs

2014: Played two games in the 2014 playoffs.

### Overseas

2014-15: Played 25 games with C.U.S. Cagliari in the Italian League, averaging 20.8 points per game, 6.2 rebounds per game and 1.3 assists per game.

### College

Duke's all-time leader in three-pointers made (252). 2013-14: Knocked down a school-record 87 three-pointers... Seventh on the ACC all-time charts with 252 career three-pointers...Led team in scoring (17.2 ppg)...Averaged 17.2 points, 5.2 rebounds and 1.6 assists per game...Played and started all 35 games for the Blue Devils...Recorded 16 games with 20 or more points...Second in NCAA in three-point percentage (48.1%)...Shot 52.5% from the field and 85.2% from the free throw line... 2012-13: Norfolk Region All-Tournament team...All-ACC second team, which was voted on by the coaches...All-ACC Tournament second team...All-ACC Academic team...selected ACC Player of the Week on Feb. 18...started 28 of 36 contests...averaged 13.5 points, 5.1 rebounds, 1.4 assists and 1.0 steals...espnW National Player of the Week on Feb. 18, after a career-high 29 points against Wake Forest...totaled six games with 20 or more points...drained a career-high six treys against N.C. State in the quarterfinals of the ACC Tournament...in the NCAA stats, ranked No. 3 in three-point field goal percentage (46.5)...ranked 11th in the ACC in scoring, first in free throw percentage, first in three-point field goal percentage (46.5) and fourth in three-point field goals made per game (2.2)...her 80 three-pointers marked a Duke single-season record and were tied for the most hit by an ACC player in 2012-13. 2011-12: Averaged 12.0 points, 3.9 rebounds, 1.5 assists and 1.3 steals...started 17 of 33 games played, including all four in the NCAA Tournament...led Duke with seven games of 20 or more points...drained 57 treys, which ranked 10th on the Blue Devil charts...led the ACC with a 46.0 three-point field goal ranked second in the ACC with an 86.7 free throw percentage...listed 11th in the ACC in free throw percentage (48.6) ... hit a career-high five three-pointers versus Pittsburgh...averaged 18.8 points, 4.3 rebounds, 1.5 assists and 1.5 steals in the NCAA Tournament...notched seven games with 20 or more points...All-ACC Academic Team selection. 2010-11: Played in 32 games...registered two games started against Virginia and on senior night versus 13th-ranked North Carolina...tallied six steals and a career-high 19 points in the win over Virginia Tech...knocked down 28 treys for a 38.9 percentage behind the arc...her 28 three-pointers ranks as the 10th-highest single-season total for a Duke freshman...averaged 5.5 points per game ... grabbed 67 rebounds and averaged 2.1 boards per game...scored double-digits in eight contests...hit multiple three-pointers in nine games...registered double-figure scoring in three straight contests against 14th-ranked Maryland, 21st-ranked Florida State and Virginia Tech...hit a career-high 4-of-6 treys at Virginia...posted 15 points against Albany and Florida State... swiped a career-high six steals and dished a career-high four assists against Virginia Tech...her four treys at Virginia is tied for the second-most in a single game by a Blue Devil freshman.

### Personal

Full name is Patricia Maureen Liston...born February 20, 1992 in Chicago, Ill....daughter of Brian and Molly Liston... has three sisters, Brigid, Maura and Clare...her father, Brian, played basketball at Loyola from 1978-82...majoring in psychology along with obtaining a markets and management certificate...an ACC Honor Roll selection as a junior...Two-time Illinois Gatorade High School Player of the Year (2009,2010)...2009 ESPNChicago.com Girls Player of the Year...No. 33 ranked recruit by ESPN Hoopgurlz...Finished her prep career with 2,713 points.





## MAYA MOORE

FORWARD · #23 · HT 6-0 · WT 177

**COLLEGE** Connecticut '11

**EXPERIENCE** WNBA - 4 years

**BIRTHDATE** June 11, 1989

**BIRTHPLACE** Jefferson City, Mo.

**HIGH SCHOOL** Collins Hill High School (Suwanee, Ga.)

**DRAFTED** 2011 1st Round / 1st Overall (Minnesota)

**ACQUIRED** 2011 WNBA Draft

### NOTABLE

- WNBA Champion (2013, 2011)
- 2014 WNBA MVP
- 2013 WNBA Finals MVP
- All-WNBA First Team selection (2014, 2013)
- All-WNBA Second Team selection (2012)
- WNBA All-Defensive Team (2014)
- Olympic gold medalist (2012)
- WNBA All-Star (2014, 2013, 2011)
- WNBA Player of the Week (2014- 5, 2013- 3, 2012 - 2)
- WBBA Player of the Month (2014- 2, 2013 -2)
- Single-season franchise record holder for points (812 - 2014)
- Matched WNBA record with five three-pointers in a quarter (Sept. 17, 2012)
- 2011 WNBA Rookie of the Year
- First overall pick in 2011 WNBA Draft

### CAREER HIGHS

<b>MINUTES:</b>	46, July 22, 2014 vs. Atlanta
<b>FGM:</b>	16, July 22, 2014 vs. Atlanta
<b>FGA:</b>	30, July 22, 2014 vs. Atlanta
<b>3-FGM:</b>	7, July 22, 2014 vs. Atlanta
<b>3-FGA:</b>	11 (2x) MR: Aug. 11, 2012 vs. Chicago
<b>FTM:</b>	11 (2x) MR: July 16, 2014 vs. Tulsa
<b>FTA:</b>	13, July 16, 2014 vs. Tulsa
<b>OFF REBS:</b>	7, June 19, 2013 at Phoenix
<b>DEF REBS:</b>	10, (6x) MR: July 10, 2014 vs. Tulsa
<b>REBOUNDS:</b>	16, June 19, 2013 at Phoenix
<b>ASSISTS:</b>	8, Aug. 31, 2012 vs. Tulsa
<b>STEALS:</b>	7, Sept. 4, 2012 vs. Los Angeles
<b>BLOCKS:</b>	4, June 29, 2014 vs. Seattle
<b>POINTS:</b>	48, July 22, 2014 vs. Atlanta





MAYA MOORE

FORWARD · #23 · HT 6-0 · WT 177

WNBA STATS

YEAR	G-GS	MIN	Field Goals			3-Point FG			Free Throws			Rebounds			AST	STL	TO	BLK	PTS	PPG
			FG	FGA	PCT	FG	FGA	PCT	FT	FTA	PCT	OFF	DEF	TOT						
11/MIN	34-34	951	164	374	.439	58	157	.369	63	80	.787	57	100	157	90	48	50	16	449	13.2
12/MIN	34-34	1,011	199	428	.465	73	188	.388	87	99	.879	71	134	205	124	50	62	22	558	16.4
13/MIN	34-34	1,068	233	458	.509	72	159	.453	90	102	.882	59	151	210	101	59	57	33	628	18.5
14/MIN	34-34	1,181	295	613	.476	62	185	.385	160	181	.866	72	204	276	116	64	81	28	812	18.0
TOTALS	136-136	4,211	891	1,873	.476	265	689	.385	400	462	.866	259	589	848	431	221	250	99	2,447	18.0

PLAYOFFS

YEAR	G-GS	MIN	Field Goals			3-Point FG			Free Throws			Rebounds			AST	STL	TO	BLK	PTS	PPG
			FG	FGA	PCT	FG	FGA	PCT	FT	FTA	PCT	OFF	DEF	TOT						
11/MIN	8-8	223	38	83	.458	14	35	.400	20	29	.690	19	28	47	18	8	15	5	110	13.8
12/MIN	9-9	297	51	119	.429	26	60	.433	21	23	.913	19	28	47	25	9	15	5	149	16.6
13/MIN	7-7	229	52	98	.531	12	30	.400	30	34	.882	13	24	37	19	11	10	3	146	20.9
14/MIN	5-5	180	33	75	.440	9	27	.333	24	24	1.000	12	18	30	27	14	12	8	99	19.8
TOTALS	29-29	928	174	375	.464	61	152	.401	95	110	.864	63	98	161	89	42	52	21	504	17.4



## MAYA MOORE

FORWARD · #23 · HT 6-0 · WT 177

### Career Transactions

Selected by Minnesota in the 1st round (1st overall) of the 2011 WNBA Draft... Signed on Apr. 14, 2011... Re-signed to a multi-year contract on May 7, 2015.

### WNBA Career Capsule

2014: Wrapped up her fourth year by again starting all 34 contests, running her consecutive-games-played streak to 136... Named the league's Most Valuable Player and was voted to the All-Defensive Second Team... Led the league by averaging a career-high and franchise-record 23.9 ppg, adding a career-best 8.1 rpg and 3.4 apg while playing 34.7 mpg... Also ranked 8th in the WNBA in rebounding, 20th in assists, 5th in steals (1.88 spg), 14th in blocks (0.82 bpg) and 2nd in minutes (34.7 mpg)... Shot 48.1% from the floor (13th), 33.5% from three-point range and a career-best 88.4% from the FT line (4th); her 181 FT attempts were good for 3rd in the league... Named Western Conference Player of the Month three times (May, July, August) and was also selected as Western Conference Player of the Week on five occasions, including an unprecedented string of four in a row through Aug. 4... Tallied 30+ points 12 times – the top single-season total in league history – and had 22 games with 20 or more... Collected 10 point/rebound double-doubles (boosting her career total to 21), including four games with 30+ points/10+ rebounds... Erupted for a club-record 48 points July 22 vs. Atlanta, the 2nd-highest single-game total in WNBA history and breaking Katie Smith's previous mark of 46 (set on July 8, 2001 at L.A.)... The 30 FGA vs. Atlanta are also a club record while the 16 FGs and seven treys made both tie single-game marks... Tallied 40 points on Aug. 2 at Tulsa, joining Smith (2001) and Taurasi (2006) as the only WNBA players to score 40+ twice in the same season... Started the 2014 WNBA All-Star Game on July 19 in Phoenix, scoring 24 points with eight assists... Dealt a season-high seven assists June 29 vs. Seattle; her four blocks are a career best... Tallied 38 points with a season-high 13 rebounds May 23 at Tulsa... 2013: Ended her third season with the Lynx on a high note after being named the WNBA's Western Conference Player of the Month for both August and September... They're the first such honors of her career; she also garnered Player of the Week accolades on three occasions (Aug. 12, Aug. 26, Sept. 16)... Started all 34 contests, running her career total to 102 consecutive games played... Registered career highs in eight of the nine major statistical categories -- and finished among the league's top 20 in each -- highlighted by placing 3rd in the WNBA in scoring (18.5 ppg)... Also ranked 6th in steals (1.74 spg), 12th in blocks (0.97 bpg), 15th in rebounds (6.2 rpg), 17th in assists (3.0) and 8th in minutes (31.4 mpg)... Shot 50.9% from the field (good for 10th), 88.2% from the FT line (7th) and a franchise-record 45.3% from three-point range to break Svetlana Abrosimova's previous club mark (44.6% in 2007)... Drilled 72 treys overall, becoming the first player in WNBA history to lead the league in both three-pointers made and three-point accuracy in the same season... Picked off a season-high five steals Sept. 10 at Seattle, one of nine times she swiped 3+... Scored 25 of her 30 points in the 1st half Aug. 31 vs. Seattle; it's her second career 30+ effort... Poured in a career-high 35 points Aug. 24 vs. Indiana, joining Katie Smith and Seimone Augustus as the only players in Lynx history to score 35+... Netted 26 points, 10 rebounds and six assists Aug. 6 at San Antonio, one of four double-doubles this year (11 career)... Started the 2013 WNBA All-Star Game on July 27 in Connecticut, tallying 14 points... Pulled in a career-high 16 rebounds June 19 at Phoenix, part of the first 25+ point/15+ board effort in club history... Also had 26 points; it was the second time this year (fifth career) she led the Lynx across the board (pts/reb/ast). 2012: Concluded her second year in the WNBA as the Lynx' only player to start all 34 contests... Increased her averages and percentages in all nine major categories from her 2011 Rookie of the Year campaign, and joined Tamika Catchings as the only players to rank among the league's top 30 in every one... Tallied 16.4 ppg (11th), 6.0 rpg (14th), 3.6 apg (14th) and 1.47 spg (16th) while logging a team-high 29.7 mpg... Boosted that to 19.4 ppg, 7.5 rpg, 4.1 apg and 1.65 spg in 31.6 mpg over the final 17 games... Shot 46.5% from the floor, 38.8% from beyond the arc and 87.9% (4th in the WNBA) from the FT line; her 73 treys made are the most by any Lynx player since Katie Smith had 78 in 2003... Collected six double-doubles; she was Minnesota's leading scorer 16 times, top rebounder six times and leader in assists on seven occasions... Scored her 1000th career point in the Sept. 23 finale at San Antonio... Tallied a career-high 29 points Sept. 17 vs. Indiana, matching a WNBA record by hitting five treys in the 3rd quarter... The Sept. 14 outing at Indiana was the third time she led the Lynx across the board (pts/reb/ast)... Named Western Conference Player of the Week twice (Aug. 20, Sept. 10)... Scored 19 of her 23 points after intermission Sept. 7 vs. Atlanta, adding a career-best 12 rebounds in a career-high 41:47... Her seven steals Sept. 4 vs. Los Angeles tied the franchise record; she handed out a career-high eight assists Aug. 31 vs. Tulsa... Scored 28 points July 12 vs. Tulsa, including a club-record 19 in the 2nd quarter; her 11-for-12 effort from the FT line marked career highs in both categories... Swiped five steals June 23 vs. Chicago, and poured in 26 points June 9 at Tulsa, the first of nine 20+ outings... 2011: Started all 34 games during her first season in Minnesota, the WNBA's only rookie to accomplish that feat... Collected 13.2 ppg, 4.6 rpg and 2.6 apg while playing 28.0 mpg; she also ranked 12th in the WNBA in steals (1.41 spg)... Shot 43.9% from the field, 36.9% (58-for-157) from three-point range and 78.8% from the FT line; her accuracy climbed to 49.0% (71-for-145) -- 45.5% (30-for-66) from beyond the arc -- over the final 14 games... Was the Lynx' top scorer seven times, with 23 double-figure nights and five 20+ outings... Scored a game-high 19 points Sept. 4 at New York, one of seven times she led... Named the WNBA's Rookie of the Month for both July and August... Registered her first career double-double Aug.

28 at San Antonio, totaling 19 points and a season-high 12 rebounds... Pumped in a season-high 28 points Aug. 9 at Phoenix; she tied Tamika Catchings' WNBA record by shooting 6-for-6 from beyond the arc... Also swiped five steals at Phoenix, a team season best... Played a season-high 34:51 Aug. 2 vs. Phoenix... Started the 2011 WNBA All-Star Game on July 23 in San Antonio, totaling 10 points and three assists... Dealt a season-high six assists July 29 vs. Seattle, and had nine rebounds July 16 vs. Seattle; Minnesota went 11-0 when she grabbed 6+ boards... Netted 26 points July 9 vs. Connecticut; her six three-pointers were one short of Katie Smith's club single-game record (at Seattle, June 14, 2003)... Named the 2011 winner of the Honda-Broderick Cup on June 27, the second straight year she's been honored.

### Playoffs

2014: Returned to the Western Conference Finals to average 19.8 points per game and 5.4 assists per game... Combined with Seimone Augustus and Lindsay Whalen to tally 57 points on 26-of-59 shooting for the Lynx on Sept. 2... 2013: Led the Lynx to the second WNBA Championship in franchise history, averaging a team-best 20.9 points per game in seven postseason games... was named the 2013 WNBA Finals MVP after averaging 20.0 ppg as the Lynx swept the Atlanta Dream to win the championship... 2012: Averaged 16.6 points, 5.2 rebounds and 2.8 assists in nine postseason games... Shot 43.3% from three-point range and 91.3% from the free-throw line... Scored 20+ points four times in the postseason, including a postseason-high 23 against Indiana in Game 2 of the WNBA Finals... 2011: In her first postseason appearance, averaged 13.8 points and 5.9 rebounds per game as the Lynx won the 2011 WNBA Championship... Started all eight contests, reaching double-figures scoring in seven games, including scoring 20+ points once... Drained six-of-eight three pointers in game two of the Western Conference Finals to lead the Lynx to their first ever WNBA Finals appearances.

### International

2015: Participated in USA Basketball's Women's National Team mini-camp in Las Vegas, Nevada alongside teammates Seimone Augustus and Monica Wright. 2014: Earned gold at the 2014 FIBA World Championship in Turkey, where she averaged 15.3 points, 6 rebounds and 3.5 assists... Was named the 2014 USA Basketball Female Athlete of the Year. 2012: Earned a gold medal at the 2012 Summer Olympics in London; she averaged 9.0 ppg (46.4%) and 5.6 rpg in eight games (five starts) for Team USA... 2011: Participated in the USA Basketball Women's National Team May Training Camp in Las Vegas... 2010: Helped Team USA win the gold medal at the 2010 FIBA World Championships, held Sept. 23-Oct. 3 in the Czech Republic... Averaged 8.7 ppg (48.9%) and 3.3 rpg in nine contests, scoring nine points in the gold-medal game Oct. 3 vs. the host Czechs... Played for the USA National Team in the 2010 "Stars at the Sun" contest July 10 in Uncasville, Conn.... 2009: Her USA Basketball résumé also includes gold medals at the 2009 World University Games (did not play due to injury), held in Belgrade, Serbia, and the 2007 FIBA U19 World Championships, held in Bratislava, Slovakia.

### Overseas

2014-15: Returned to the Shanxi Trimeresurus in the Chinese League to win her third consecutive WCBA championship... Averaged 30.0 points, 9.2 rebounds and 3.7 assists in 38 games... 2013-14: Won a second straight WCBA (China) championship with the Shanxi Flame... Averaged 39.3 points, 11.8 rebounds, 4.8 assists, 4.3 steals in 31 games... Scored a season high 57 points on Dec. 28 against Bayi... Scored 40 or more points 17 times... Pulled down a season high 21 rebounds on Feb. 22 against Zhejiang... 2012-13: Won the WCBA (China) championship with the Shanxi Flame in their first year of existence... Averaged 38.7 points, 12.6 rebounds, 4.5 assists, 3.6 steals in 28 games... Scored 60 points with 13 rebounds on Nov. 10 against Yunnan... Topped the 50-point mark four times during the winter... Recorded a triple double on Feb. 2 in the WCBA Finals, scoring 43 points, grabbing 12 rebounds and dishing out 11 assists... 2011-12: Spent her first winter overseas playing with Ros Casares Valencia in the Spanish LFB... Appeared in 10 games with Ros Casares during EuroLeague play, averaging 12.7 points and 6.2 rebounds per game... Shot 44.8 percent in the field, including 91.7 percent from the free-throw line... Won the EuroLeague title, defeating Rivas Ecopolis 2-0 in the finals... Appeared in 20 games with Ros Casares during LFB play... Averaged 13.1 points, 4.2 rebounds and 3.1 assists in 22.5 minutes per game... Shot 50.0 percent from the floor and 45.3 percent from three-point range during LFB play... Went undefeated in Spanish League play, including defeating Perfumerias Avenida Salamanca for the Spanish League title.





## MAYA MOORE

FORWARD · #23 · HT 6-0 · WT 177

### College

UConn's career scoring leaders with a total of 3,036 points - surpassing Tina Charles' total of 2,346 on Dec. 5, 2010... Trophy case includes three Wade Trophy Awards (given annually to the nation's best player), two Wooden and Naismith Awards and two National Championship trophies... Became just the second player in NCAA history to be named an All-American four times... Captained the UConn women to an astounding 90 consecutive victories – a total that broke the NCAA record for consecutive wins without a loss... Finished career an incredible 150-4, setting the all-time NCAA mark for career wins – male or female... Shot over 50.0 percent from the floor in each of her four seasons with Connecticut and made 311 three-pointers over her career – second most in school history... Scored at least 20 points 76 times and 30 or more points 12 times in her career... Honored as the 2010 CoSIDA Academic All-American of the Year and as the 2010 BIG EAST Scholar-Athlete of the Year... Moore was also honored as a CoSIDA Academic All-American in 2008-09... Became only the second freshman all-time to be honored as an AP First Team pick in 2007-08... Named to the 2009 WBCA Classic All-Tournament Team as a junior... Honored as the Most Outstanding Player of the 2010 NCAA Tournament and selected to the All-NCAA Tournament Team in 2009... Named Most Outstanding Player of the 2010 NCAA Dayton Regional and of the 2009 NCAA Trenton Regional... Broke the UConn single-season scoring record with her total of 754 points as a sophomore - besting Kara Wolters' previous record total (694)... A multi-dimensional player who can play any position on the floor... Named 2007-08, 2008-2009 and 2010-11 BIG EAST Player of the Year... Moore was the first freshman ever to be named BIG EAST Player of the Year in 2007-08... 2009 BIG EAST Tournament Most Outstanding Player... Has 50 double-doubles... Has registered double-figure points in 149 of 154 career games... Became the fastest player to reach the 2,000-point milestone in UConn history and the first junior to do so with 16 points vs. Syracuse (3/7/10)... Became the fastest player to reach the 1,000-point milestone in UConn history, doing so in her 55th career game with 40 points vs. Syracuse (1/17/09), besting previous record of 63 games held by Svetlana Abrosimova... Set UConn and BIG EAST single-game records with 10 three-point field goals vs. Syracuse (1/17/09)... Owns BIG EAST Freshman scoring record with 678 points besting Tamara James (Miami, Fla.) previous BIG EAST freshman record total of 650... The consensus 2007 National High School Player of the Year... Earned the Naismith following both her junior and senior prep seasons, becoming only the second two-time winner of the award... Named as the 2008 Atlanta Sports Awards High School Athlete of the Year... Graduated from high school with a 4.0 grade point average... Two-time McDonald's All-America selection.

### Personal

Born on June 11, 1989 in Jefferson City, Mo... The daughter of Mike Dabney, a guard on the Rutgers University men's basketball team that reached the final four 1976, and Kathryn Moore... A Sports Media major at Connecticut... Had her first exposure to basketball at the age of three when mother, Kathryn, mounted a hoop on the back door of their apartment to prevent her from running around the apartment.





## JENNIFER O'NEILL

GUARD · #0 · HT 5-5 · WT 141

**COLLEGE** Kentucky '15

**EXPERIENCE** Rookie

**BIRTHDATE** April 19, 1990

**BIRTHPLACE** Bronx, New York

**HIGH SCHOOL** Saint Michael Academy

**ACQUIRED** Signed by Minnesota on May 16, 2015

### NOTABLE

- SEC Co-6th Player of the Year (2014)
- All-SEC Second Team (Coaches, 2014)
- AP All-SEC Honorable Mention (2014)
- espnW National Player of the Week (Dec. 9, 2013)





JENNIFER O'NEILL

GUARD · #0 · HT 5-5 · WT 141

COLLEGE STATS

YEAR	G	MPG	Field Goals			3-Point FG			Free Throws			RPG	APG	SPG	TO	BPG	PTS	PPG
			FG	FGA	PCT	FG	FGA	PCT	FT	FTA	PCT							
2010-11	29	.126	49	143	.343	21	58	.362	34	46	.739	1.3	0.9	0.5	41	0.0	153	5.3
2011-12	0	0.000	0	0	0.000	0	0.000	0.000	0	0	0.000	0.000	0.000	0.000	0	0.000	0	0.000
2012-13	35	.249	132	335	.394	67	188	.356	50	70	.714	2.3	2.8	1.3	103	0.1	381	10.9
2013-14	35	.239	124	327	.385	53	144	.364	97	138	.701	2.4	2.8	1.0	78	0.1	398	12.6
2014-15	35	.301	153	416	.368	54	167	.323	114	158	.722	3.4	2.1	1.4	87	0.2	474	14.4
TOTALS	132	.229	458	1221	.375	195	557	.350	295	412	.716	1.5	2.2	1.1	309	0.0	1406	10.7



# JENNIFER O'NEILL

GUARD · #0 · HT 5-5 · WT 141

## Career Transactions

Signed by Minnesota on May 16, 2015.

## International

2014-15: Practiced with the Puerto Rican National Team to prepare for the 2015 Toronto Pan American Games and the FIBA Americas Championship. 2012-13: Represented Puerto Rico at the 2012 FIBA World Olympic Qualifying Tournament in Ankara, Turkey... Averaged 7 points, 2.6 rebounds and 1.2 assists per game at the 2012 Centrobasket Championship in Morovis, Puerto Rico, where Puerto Rico fell, 63-78, against Cuba in the final match.

## College

Finished career among Cats' all-time leaders in made 3PFG (2nd), games (6th), points (12th). 2014-15: Had 29 double-figure scoring games, including last 10 straight; 6th in SEC in scoring, 7th in made threes. 2013-14: Played in all 35 of Kentucky's games with three starts... Led No. 10/11 Kentucky in scoring (12.6 ppg) and 3-point field goals made (55) and second on the team in field goals made (138) and assists (2.8 apg) in 24.0 minutes per game... Named to the All-SEC Second Team by the league's coaches and AP All-SEC honorable mention and SEC Co-6th Player of the Year... Reached double figures in 23-of-35 games this season... Started the season with double-figure scoring games in nine of the first 10 games... Kentucky was 19-4 on the season when she scored 10 or more points... Led the team with six games of 20 or more points... Has 975 career points and needs 25 more to become the 30th member of UK's 1,000-point club... Ranks sixth on UK's career list for 3-point field goals made with 143 and eighth in career 3-point field goal percentage at .360 percent... 2012-13: Played in 35-of-36 games with 32 starts, including 30 in a row... Assumed the starting role four games into the season, leading UK to a 27-5 record... Averaged 13.8 points and 3.3 assists overall in the NCAA Tournament... Named to the Bridgeport Regional All-Tournament Team, averaging a team-high 16.0 points in two games... Tallied a career-high five steals in the Wildcats' NCAA Tournament first round win over Navy ... Finished third on the team in scoring overall, averaging 10.9 points per game... Double-digit points in 19 games, including 11-of-16 SEC contests ... Led the team lead in assists (99), averaging 2.8 per game... 2011-12: Did not play due to a stress fracture sustained in her right foot during the preseason which required surgery. 2010-11: Played in 29 games with three starts... Averaged 5.1 points per game overall and 7.3 points per game in conference play... Made 24 of her last 26 free-throw attempts, including nine in a row to end the season... Scored at least three points in seven of the final eight games... Ranked third on the team in 3-point field goals made (21) and 3-point field goal percentage (.362)... Hit 34-of-46 free-throw attempts (.739).

## Personal

Born April 19, 1990. From Bronx, New York... Has trained on Long Island under Jerry Powell, who also has trained LeBron James, Kevin Durant, Rajon Rondo and Bria Harley... First player ever to wear 0 at Kentucky.





## DEVEREAUX PETERS

FORWARD · #14 · HT 6-2 · WT 170

**COLLEGE** Notre Dame '12

**EXPERIENCE** WNBA - 3 years

**BIRTHDATE** October 8, 1989

**BIRTHPLACE** Chicago

**HIGH SCHOOL** Fenwick High School (Oak Park, Ill.)

**DRAFTED** 2012 1st Round / 3rd Overall (Minnesota)

**ACQUIRED** 2012 WNBA Draft

### NOTABLE

- WNBA Champion (2013)
- Third overall pick in the 2012 WNBA Draft
- Led all rookies in field goal percentage (56.0%)

### CAREER HIGHS

<b>MINUTES:</b>	45, Aug. 11, 2013 at Chicago
<b>FGM:</b>	6 (4x), MR: June 29, 2014 vs. Seattle
<b>FGA:</b>	11 (3x) MR: July 16, 2014 vs. Tulsa
<b>3-FGM:</b>	N/A
<b>3-FGA:</b>	N/A
<b>FTM:</b>	6, June 21, 2012 vs. New York
<b>FTA:</b>	8, June 6, 2012 vs. Seattle
<b>OFF REBS:</b>	6 (2x) MR: June 28, 2013 vs. Los Angeles
<b>DEF REBS:</b>	8 (3x) MR: July 13, 2014 vs. Seattle
<b>REBOUNDS:</b>	13, Sept. 20, 2012 at Los Angeles
<b>ASSISTS:</b>	6 (3x) MR: July 10, 2014 vs. Tulsa
<b>STEALS:</b>	5, July 3, 2014 vs. San Antonio
<b>BLOCKS:</b>	4 (3x) MR: July 25, 2014 vs. San Antonio
<b>POINTS:</b>	18, June 21, 2012 vs. New York





DEVEREAUX PETERS

FORWARD · #14 · HT 6-2 · WT 170

WNBA STATS

YEAR	G-GS	MIN	Field Goals			3-Point FG			Free Throws			Rebounds			AST	STL	TO	BLK	PTS	PPG
			FG	FGA	PCT	FG	FGA	PCT	FT	FTA	PCT	OFF	DEF	TOT						
12/MIN	30-2	424	61	109	.560	0	0	---	36	51	.706	44	69	113	33	14	39	23	158	5.3
13/MIN	34-2	631	59	149	.396	0	0	---	23	27	.756	52	104	156	37	24	30	34	141	4.1
14/MIN	28-0	504	54	122	.443	0	0	.000	14	19	.737	31	72	103	48	22	30	28	122	4.4
TOTALS	92-4	1,1559	174	380	.458	0	0	---	73	97	.753	127	245	372	118	60	99	85	421	4.6

PLAYOFFS

YEAR	G-GS	MIN	Field Goals			3-Point FG			Free Throws			Rebounds			AST	STL	TO	BLK	PTS	PPG
			FG	FGA	PCT	FG	FGA	PCT	FT	FTA	PCT	OFF	DEF	TOT						
12/MIN	9-0	62	5	12	.417	0	1	.000	2	3	.667	5	11	16	3	4	6	5	12	1.3
13/MIN	7-0	115	13	24	.542	0	0	---	1	2	.500	8	17	25	7	7	6	7	27	3.9
14/MIN	5-0	57	5	11	.455	0	0	---	0	0	---	5	6	11	1	3	6	1	10	2.0
TOTALS	21-0	234	23	47	.489	0	1	.000	3	5	.600	18	34	52	11	14	18	13	49	2.3



## DEVEREAUX PETERS

FORWARD · #14 · HT 6-2 · WT 170

### Career Transactions

Drafted by Minnesota in the 1st round (3rd overall) of the 2012 WNBA Draft... Signed on April 29, 2012.

### WNBA Career Capsule

2014: Completed her third season in Minnesota by playing in 28 games off the bench... Sidelined for the first five contests after undergoing arthroscopic surgery on her left knee on May 7, and drew a DNP-CD on June 6 at Seattle... Averaged 4.4 ppg, 3.7 rpg and 1.7 apg while logging 18.0 mpg; she ranked 9th in the WNBA in blocked shots (1.00 bpg)... Shot 44.3% from the field and 73.7% from the FT line... Slipped to 3.5 ppg (37.8%) and 3.5 rpg after the All-Star Break, after netting 7.4 ppg (50.0%) 5.3 rpg in her previous seven outings... Matched her career high with four blocks July 25 vs. San Antonio, equaling the most by any Lynx player since Nicky Anosike had five at Tulsa on May 15, 2010... Picked up her lone double-double of the year (second career) July 13 vs. Seattle, totaling 10 points and a season-high 10 rebounds... Tied her career best with the six assists July 10 at Tulsa; she also dealt six assists two nights earlier vs. Los Angeles... Swiped a career-high five steals July 3 vs. San Antonio, and picked up four steals June 29 vs. Seattle... Grabbed six rebounds June 22 vs. Indiana, one of three times she led the Lynx; the 28:51 was a season high... 2013: Wrapped up her second season in the WNBA by playing in all 34 games... Started the Aug. 11-16 contests, running her career total to four; her 83:41 of playing time in that span is the second-highest two-game haul in club history... Averaged 4.1 ppg and a career-best 4.6 rpg in 18.6 mpg; she ranked 11th in the league and tops on Minnesota in blocks (1.00 bpg)... Shot 39.6% from the floor and 85.2% from the FT line... Grabbed a game- and season-high 10 rebounds Sept. 7 at Seattle, the fifth time she led the Lynx... Averaged 6.6 rpg over her final seven contests (13.4 per 40); she'd grabbed 6.4 reb/40 in the prior 16 games... Led the Lynx with eight rebounds Aug. 16 vs. Tulsa, adding a season-high five assists... Logged a career-high 44:49 at Chicago on Aug. 11, the most by any Lynx player since Katie Smith in 2001... Added 13 points July 19 at San Antonio, her second double-digit scoring night; the four blocks tied her career high and were a team season best... Pulled in 10 rebounds July 7 vs. Phoenix and scored a season-high 14 points June 28 vs. Los Angeles. 2012: Finished her rookie WNBA season by appearing in 30 games, missing three (July 7-12) due to a broken left hand suffered July 5 at Los Angeles... Averaged 5.3 ppg and 3.8 rpg while logging 14.1 mpg; she led all rookies in FG accuracy (56.0%) and shot 70.6% from the FT line... Reached double figures in three of the final five contests (seven total), averaging 10.4 ppg (57.4%), 9.0 rpg and 2.00 bpg in 28.6 mpg in those five... Made her first start of the year Sept. 21 at Phoenix, leading the Lynx in rebounds and assists (a season-high six); her four blocks match a team season high... Collected her first double-double (17 points/13 rebounds) on Sept. 20 at Los Angeles; the rebound total equals the most by any Lynx player aside from Rebekkah Brunson since 2008... Dealt 23 assists after the Olympic break (4.1 per 40), and shot 62.5% (25-for-40) from the floor in her final seven contests... Hauled down nine rebounds July 1 at San Antonio, and tallied a season-high 18 points June 21 vs. New York... Committed five TOs June 23 vs. Chicago... Added 14 points and four assists June 6 vs. Seattle.

### Playoffs

2014: Appeared in all five playoff games in 2014, averaging 2.0 points and .2 assists in 11.4 minutes played. 2013: Appeared in all seven games for the Lynx, averaging 3.9 points and 3.4 rebounds per game as the Lynx won the 2013 WNBA Championship. 2012: Appeared in all nine games for the Lynx, averaging 1.3 points and 1.8 rebounds in 6.9 minutes per game.

### International

2011: Made USA Basketball debut in summer of 2011 with USA World University Games Team, helping pace the United States to a 6-0 record and the gold medal at World University Games in Shenzhen, China... Had an impressive showing as the leading American scorer off the bench (and fourth overall) with 10.0 points per game... Fourth on the team in rebounding (5.3 rpg.), and ranked among the top 10 in the entire tournament in field goal percentage (fifth at .560, second-best on team) and blocked shots (ninth with team-high 1.0 bpg).

### Overseas

2014-15: Joined Campus Promete in the Spanish League to average 11.1 points, 9.8 rebounds and 1.4 assists in eight games played... 2013-14: Played for Dynamo-Gvd Novosibirsk in Russia... Appeared in 24 Premier League games where she averaged 13.9 points, 8 rebounds and 1.5 assists per game... Played in six EuroCup games, averaging 14.3 points and 7.3 rebounds per game... Finished 9th in league in scoring average (13.2 ppg)... 2012-13: Appeared in seven games for Gesam Gas Lucca in Lega (Italy), averaging 10.9 points and 9.1 rebounds per game... Averaged 2.4 steals and 0.9 blocks per game.

### College

Only fourth player in last 10 years (2001-02 through 2011-12) to have multiple seasons with 60 blocks, 60 steals and 60 assists, joining Tennessee's Candace Parker (2006-07 and 2007-08), Minnesota's Janel McCarville (2003-04 and 2004-05) and Appalachian State's Anna Freeman (2009-10 and 2011-12)... First Fighting Irish player to register 1,000 points, 500 rebounds, 200 blocks, 200 steals and 200 assists in her career... Appears in the top 10 on five of Notre Dame's career statistical lists — blocked shots (2nd - 227), rebounds (5th - 937), field goal percentage (7th - .550), steals (9th - 222) and double-doubles (9th - 23)... Stands 17th in school history with 1,319 career points... 2011-12: Only player in country (and just the second in the past decade) to register 75 blocks, 75 steals and 75 assists in a single season — other to accomplish this was Tennessee's Candace Parker in 2007-08 (Duquesne's Damian Saunders was only men's player to have a 75-75-75 season in last 10 years, doing so in 2009-10)... Her 363 total rebounds are second-most for one season in school history (368 by Katryna Gaither in 1996-97)... Only BIG EAST player to rank among top 10 in conference in the three major defensive categories this season — first in rebounding/42nd in nation (9.3 rpg.) third in blocked shots/40th in nation (2.0 bpg) and 10th in steals (2.0 spg)... Registered four games with 15 points & 15 rebounds and seven 15-rebound games (both tying school records first set in 1977-78)... 2010-11: Ranked third on team in scoring (career-high 11.9 ppg) and tops in rebounding (7.5 rpg), blocks (1.7 bpg; 68 total), field goal percentage (.593; fifth in nation) and double-doubles (career-high 10; most by ND player since 2003-04)... Fourth in steals (1.7 spg.; 66 total)... Only player in the nation with 65 blocks and 65 steals on the season... Joined Connecticut's Maya Moore as the only players to rank in top 15 in BIG EAST in three major defensive categories of rebounds, blocks and steals... 2009-10: Got late start to season while finishing rehabilitation protocol from her second knee surgery... Played in 25 games... Logged 6.7 points per game... Ranked second on team in rebounding (5.6 rpg) and led team in blocks (1.2 bpg)... 2008-09: Appeared in three games (one start), averaging 7.3 points and 4.3 rebounds per game with .688 field goal percentage and six blocks (2.0 per game)... Injured left knee at Boston College, later diagnosed as season-ending torn anterior cruciate ligament (ACL)... Played in less than 30 percent of team's games and thus did not lose a year of athletic eligibility... Underwent successful two-part corrective surgery in February and May 2009... 2007-08: Saw action in 23 games (two starts), averaging 9.0 points and 5.6 rebounds per game with team-leading 1.96 blocks per game, and .522 field goal percentage... Posted 45 blocks, the third-highest total ever by an Irish freshman... Made college debut vs. Miami (Ohio), coming off the bench to register six points, eight rebounds and game-high five blocks in 15 minutes... Scored 11 points and grabbed five rebounds in 13 minutes vs. No. 15 Pittsburgh on Feb. 10 before suffering left knee injury at 13:44 mark of second half; injury later confirmed to be a season-ending torn anterior cruciate ligament (ACL)... Underwent successful corrective surgery in April 2008.

### Personal

Born Oct. 8, 1989, in Chicago... First name pronounced DEV-er-OH... Daughter of Denise Gladden-Peters and R. Delacey Peters, Jr... Uncle, Tom Seabron, was defensive end/linebacker on Michigan football team (1975-78) and later was chosen by San Francisco 49ers in fifth round of 1979 National Football League draft... Received her bachelor's degree in film, television & theater from Notre Dame's College of Arts and Letters in May 2011.





## LINDSAY WHALEN

GUARD · #13 · HT 5-9 · WT 164

**COLLEGE** Minnesota '04

**EXPERIENCE** WNBA - 11 years

**BIRTHDATE** May 9, 1982

**BIRTHPLACE** Hutchinson, Minn.

**HIGH SCHOOL** Hutchinson High School (Hutchinson, Minn.)

**DRAFTED** 2004 1st Round / 4th Overall (Connecticut)

**ACQUIRED** Trade with Connecticut January 12, 2010

### NOTABLE

- WNBA Champion (2013, 2011)
- All-WNBA First-Team selection (2013, 2011, 2008)
- All-WNBA Second-Team selection (2014, 2012)
- Olympic gold medalist (2012)
- WNBA All-Star (2014, 2013, 2011, 2006, 2004)
- WNBA Player of the Week (2014- 1, 2010 - 1, 2008 - 2, 2007 - 1, 2005 - 1)
- WNBA Peak Performer for assists (2012, 2011, 2008)
- WNBA Player of the Month (August 2011)
- Lynx franchise leader for assists (947)
- Single-season franchise record holder for assists (199)
- One of six players in WNBA history with 3,000 points, 1,000 rebounds and 1,000 assists in a career

### CAREER HIGHS

<b>MINUTES:</b>	46, July 22, 2014 vs. Atlanta
<b>FGM:</b>	13, July 24, 2007 vs. Detroit
<b>FGA:</b>	23, July 11, 2013 at Indiana
<b>3-FGM:</b>	4, July 26, 2005 vs. Indiana
<b>3-FGA:</b>	7, June 6, 2009 vs. Washington
<b>FTM:</b>	13, July 13, 2008 at Washington
<b>FTA:</b>	16, July 13, 2008 at Washington
<b>OFF REBS:</b>	6, Sept. 17, 2012 vs. Indiana
<b>DEF REBS:</b>	10, June 17, 2007 vs. Chicago
<b>REBOUNDS:</b>	12, June 7, 2009 at New York
<b>ASSISTS:</b>	14, Sept. 4, 2013 vs. Los Angeles
<b>STEALS:</b>	5 (4X) MR: June 16, 2009 at Chicago
<b>BLOCKS:</b>	2 (3X) MR: July 13, 2014 vs. Seattle
<b>POINTS:</b>	33 (2X) MR: July 13, 2008 at Washington





# LINDSAY WHALEN

GUARD · #13 · HT 5-9 · WT 162

## WNBA STATS

YEAR	G-GS	MIN	Field Goals			3-Point FG			Free Throws			Rebounds			AST	STL	TO	BLK	PTS	PPG
			FG	FGA	PCT	FG	FGA	PCT	FT	FTA	PCT	OFF	DEF	TOT						
04/CONN	31-30	946	83	183	.454	20	57	.351	89	122	.730	21	69	90	148	39	94	0	275	8.9
05/CONN	34-34	1047	135	290	.466	16	46	.348	125	156	.801	29	99	128	172	42	89	2	411	12.1
06/CONN	33-33	861	88	226	.389	8	62	.129	112	124	.903	17	105	122	153	34	79	2	296	9.0
07/CONN	34-34	1,040	156	333	.468	18	86	.209	124	158	.785	33	129	162	169	73	75	3	454	13.4
08/CONN	31-31	908	141	306	.461	27	80	.338	126	157	.803	33	141	174	166	45	58	1	435	14.0
09/CONN	34-34	1,000	141	328	.430	22	83	.265	115	129	.891	40	116	156	156	43	63	5	419	12.3
10/MIN	33-33	1,110	134	327	.410	15	66	.227	133	148	.899	31	100	131	184	46	76	5	416	12.6
11/MIN	34-34	956	179	350	.511	17	42	.405	89	122	.730	30	89	119	199	37	75	5	464	13.6
12/MIN	33-33	891	148	293	.505	13	26	.500	72	99	.727	30	107	137	178	23	68	6	381	11.5
13/MIN	34-34	1,005	198	407	.486	1	9	.111	108	138	.783	22	126	148	197	26	74	2	505	14.9
14/MIN	34-34	1,040	180	375	.480	1	10	.100	117	152	.770	21	121	142	189	29	62	2	478	14.1
TOTALS	365-364	10,810	1,583	3,418	.463	158	567	.279	1,210	1,505	.804	307	1,202	1,509	1,911	437	813	33	4,534	12.4

## PLAYOFFS

YEAR	G-GS	MIN	Field Goals			3-Point FG			Free Throws			Rebounds			AST	STL	TO	BLK	PTS	PPG
			FG	FGA	PCT	FG	FGA	PCT	FT	FTA	PCT	OFF	DEF	TOT						
04/CONN	8-8	255	30	65	.462	4	11	.364	43	53	.811	5	13	18	41	11	17	3	107	13.4
05/CONN	7-7	220	19	57	.333	3	15	.200	37	48	.771	6	18	24	23	6	20	1	78	11.1
06/CONN	5-5	154	19	56	.339	7	21	.333	18	25	.720	3	16	19	11	4	18	1	63	12.6
07/CONN	3-3	110	14	43	.326	3	13	.231	9	10	.900	2	19	21	15	1	11	0	40	13.3
08/CONN	3-3	90	12	30	.400	1	12	.250	13	15	.867	3	11	14	12	4	7	0	40	13.3
11/MIN	8-8	256	38	82	.463	2	7	.286	18	22	.818	8	21	29	30	12	20	4	96	12.0
12/MIN	9-9	278	45	103	.437	3	9	.333	27	31	.871	10	24	34	38	9	24	0	120	13.3
13/MIN	7-7	205	25	61	.410	0	1	.000	18	29	.621	5	27	32	33	6	17	0	68	9.7
14/MIN	5-5	165	42	80	.525	3	7	.429	16	23	.696	9	21	30	30	4	11	0	103	20.6
TOTALS	55-55	1,733	244	577	.423	28	96	.292	199	256	.777	51	170	221	233	57	145	9	715	13.0



# LINDSAY WHALEN

GUARD · #13 · HT 5-9 · WT 162

## Career Transactions

Selected by Connecticut in the 1st round (4th overall) of the 2004 WNBA Draft... Re-signed by Connecticut to a three-year contract on Feb. 19, 2008... Acquired from Connecticut on Jan. 12, 2010, along with a 1st-round pick (2nd overall) in the 2010 WNBA Draft, in exchange for Renee Montgomery and a 1st-round pick (1st overall) in the 2010 WNBA Draft... Re-signed to a three-year contract on Aug. 12, 2010... Re-signed to a three-year contract on Sept. 6, 2013.

## WNBA Career Capsule

2014: Wrapped up her 11th WNBA season (fifth with the Lynx) by starting all 34 games for the sixth time in her career... Tallied 14.1 ppg, 4.2 rpg and 5.6 apg while playing 30.6 mpg; she shot 48.0% from the floor and 77.0% from the FT line... Ranked 2nd in the league in assists, 14th in scoring, 14th in FG accuracy and 1st among guards in rebounding; she also led the WNBA in ast/TO ratio (a career-best 3.05-to-1)... Pumped in a season-high 26 points July 22 vs. Atlanta, her seventh 20+ outing this year; the 45:39 of playing time is a career high... Averaged 15.9 ppg (53.2%), 4.9 rpg and 6.1 apg in 10 July starts... Selected for the 2014 WNBA All-Star Game, held July 19 in Phoenix, and totaled four points and four assists... Matched her season highs in assists (10) and rebounds (nine) July 10 at Tulsa, adding 21 points to finish one board short of a triple-double... It's her 12th career point/assist double-double (10th in a Lynx uniform) and fifth game with 20+ pts/10+ ast... Led Minnesota with nine rebounds July 8 vs. Los Angeles; she netted 22 points July 3 vs. San Antonio, one of three times she led the Lynx in scoring... Picked off four steals June 6 at Seattle, matching her best in a Lynx uniform; she also went over the 10,000-career minute plateau in that game... Named Western Conference Player of the Week on June 2, her sixth career honor... Scored Minnesota's final 10 points May 18 vs. Connecticut, tying her own club record for points in an OT period... 2013: Completed her fourth season in Minnesota (10th in the WNBA) by starting all 34 games for the fifth time in her career... Signed a multi-year contract extension on Sept. 6... Tallied a career-best 14.9 ppg, 4.4 rpg and 5.8 apg while playing 29.6 mpg; she shot 48.6% from the floor and 78.3% from the FT line... Topped the Lynx in FTs made (108) and attempted (138), but got to the line only 43 times in 17 games following the All-Star Break after taking 95 trips in the first 17... Ranked 15th in the league in scoring, 3rd in assists and 14th in FG accuracy; she also led the WNBA in ast/TO ratio at 2.66-to-1 (197 ast/74 TO)... Scored a game-high 23 points in the Sept. 14 finale vs. Chicago, her eighth 20+ effort of the season (Minnesota went 8-0 in those contests) and the 10th time she led the Lynx... Scored the 4000th point of her WNBA career Sept. 7 at Seattle... Shot 59.2% (45-for-76) over her final seven outings, after a six-game dip at 34.8% (23-for-66)... Handed out a career-high 14 assists Sept. 4 vs. Los Angeles, tying Noelle Quinn's franchise record (Aug. 19, 2007 vs. San Antonio)... Grabbed a season-high 10 rebounds (in a season-high 41:31) Aug. 11 at Chicago, part of her first point/rebound double-double in a Lynx uniform and the sixth of her career... Put in eight points in the 2013 WNBA All-Star Game, held July 27 in Connecticut... Notched a season-high 25 points and 11 assists July 13 at Tulsa; it's the second 25+ point/10+ assist game of her career and one of just eight in WNBA history... Scored 12 of her game-high 23 points in the final six minutes of the July 11 victory at Indiana... Dished 10 assists June 6 vs. Phoenix, the first of four double-digit nights this season. 2012: Completed her ninth WNBA season (third with the Lynx) by leading the league in assists for the second straight year (5.4 apg)... Started 33 games, missing the Sept. 20 contest at Los Angeles due to illness; it was her first DNP since June 6, 2010 vs. Indiana... Contributed 11.5 ppg and 4.2 rpg in 27.0 mpg, the league's leading rebounder among point guards... Topped 50% from the floor for the second straight year (50.5%), ranking 9th in the WNBA; she went 13-for-26 from three-point range, but hit a career-low 72.7% from the FT line... Moved past Katie Smith atop the Lynx' all-time assist leader board Aug. 19 vs. Tulsa, and dealt her 1500th career assist Sept. 9 at San Antonio... Led Minnesota with eight rebounds Sept. 17 vs. Indiana (including a career-high six on the offensive end)... Sank the game-winning basket with :01.6 to play Sept. 14 at Indiana, her second buzzer-beater this year (May 30 at Washington) and third for the Lynx... Snagged nine rebounds Sept. 7 vs. Atlanta, her high total in a Lynx uniform; she also logged a season-high 38:20... Totaled 76 ast/22 TOs in 14 games following the Olympic break (3.45-to-1), finishing 2nd in the league overall (2.62-to-1)... Chipped in 19 points Aug. 31 vs. Tulsa, the third time she's led... Led all scorers with 25 points June 23 vs. Chicago, her second 20+ effort... Put in 29 points June 15 at Phoenix, the most by any Lynx player since Seimone Augustus' 36-point effort in 2010... Dished 10 assists June 9 at Tulsa, her lone double-figure performance of the year; Minnesota went 14-0 when she handed out 6+ assists... 2011: Wrapped up her eighth WNBA season and second with the Lynx by starting all 34 games... Averaged 13.6 ppg, 3.5 rpg and a career-best (and league-leading) 5.9 apg while playing 28.1 mpg... Shot a career-high 51.1% from the floor -- good for 8th in the league, and tops among guards... Her 199 assists for the season broke her own franchise record of 184 set a year ago; she ranked 2nd in the WNBA in assist/TO ratio (2.65-to-1)... Netted the third 20-point/10-assist outing of her career (all with the Lynx) on Sept. 8 vs. Chicago; it's the first time

in WNBA history a player has tallied 20+ points, 10+ assists and zero turnovers in a game... Chosen Western Conference Player of the Month for August, the first such honor of her career... Scored her 3000th career point Aug. 9 at Phoenix, becoming the sixth player in league history with 3000 points, 1000 rebounds and 1000 assists... Sank the game-winning jumper with :01.5 to play July 31 at San Antonio, capping a 23-point effort that saw her register season highs in rebounds (seven) and steals (four)... Netted four points, five rebounds and six assists in the 2011 WNBA All-Star Game, held July 23 in San Antonio... Grabbed her 1000th rebound July 16 vs. Seattle... 2010: Completed her seventh season in the WNBA (first with the Lynx) by starting 33 games, missing the June 6 contest vs. Indiana due to illness... Averaged a then-career-high and then-franchise-record 5.6 apg (ranking 3rd in the league), breaking the previous mark of 4.4 apg shared by Teresa Edwards (2003) and Noelle Quinn (2007)... Led the Lynx with 21 points and 12 assists Aug. 15 vs. San Antonio, her second career 20+ point/10+ assist effort (both this year) and fourth double-double of the season... Tallied season highs of 27 points and 12 assists Aug. 3 vs. Connecticut, one of six times she was Minnesota's top scorer... Named Western Conference Player of the Week for Aug. 2-8, the fifth such honor of her career... Played for the WNBA Stars in the 2010 "Stars at the Sun" contest July 10 in Uncasville, Conn.... Scored her 2500th career point July 24 vs. Phoenix, and registered the 1000th assist of her career June 10 at Phoenix... Saw her season-opening run of 41 consecutive made FTs ended June 4 at Tulsa; including last year, the streak reached 54 (the 2nd-longest in league history)... 2009: Started all 34 games for the Sun in 2009, averaging 11.6 points, 4.2 rebounds, 4.9 assists and 1.4 steals in 29.4 minutes per game... Connected on .430 percent of her shots and shot .891 percent from the line... Her 4.6 assists per game was good for fifth-best in the league... Hauled in career-best 12 rebounds on June 7th, 2009 vs. New York... 2008: Narrowly edged for league MVP (276.79-242.08) by Los Angeles rookie Candace Parker in closest vote ever after most complete season of her career... Became just the second player in league history to average at least 10 points, five rebounds and five assists for a season, joining Nikki Teasley... Led the WNBA in assists average with 5.4 per game... Set new single-season career highs for made field goals (141), made threes (26) and made free throws (126)... Became the all-time franchise assist leader on July 1st, collecting her 738th assist to pass Shannon Johnson... Reached 800 career assists against Chicago (9/5)... Tied her career-high with 33 points at Washington (7/13)... Had 23 double-figure games, including 12 straight to open the season... Scored her 1,500th career point against New York (5/30)... 2007: Led the league in total assists (169)... Finished tied for the league lead in assist average (5.0) with Becky Hammon despite playing six more games... Averaged a career-best 13.4 points per game... Set new single-season highs for steals (73), rebounds (162), defensive rebounds (129), offensive rebounds (33) and made field goals (156)... Scored a career-high 33 points against Detroit (7/24), the most points ever scored by a Sun player in regulation... Set a franchise mark for made field goals (13) in the same game... Collected her 500th career assist at Minnesota (6/13)... Scored her 1000th career point in the season opener at Washington (5/19)... Registered the fourth double-double of her career with 12 points and 10 rebounds against Chicago (6/17)... Ranked 10th or higher in the WNBA in 12 different statistical categories... 2006: Played limited minutes through the early part of the season after undergoing surgery to repair ligaments in her left ankle on January 10th... Assist average (4.6) was fourth best in the WNBA... Free throw percentage of 90.3 was a career high and the third best in the league... Made first career start in the WNBA All-Star game... Had a career-high 105 defensive rebounds... 2005: Followed up a productive rookie season with improvement in almost every statistical category... Led the team with career highs in assists (172), made free throws (125) and free throw attempts (156)... Assist total was the second best single-season total in franchise history... Became the first Sun player since Nykesha Sales (July 2004) to have consecutive 20-point games... Earned the first WNBA Player of the Week Award of her career on June 27th... Underwent surgical procedure during the 2005 off-season (1/10/06) to tighten ligaments in her left ankle... 2004: Voted by fans onto the 2004 WNBA All-Star roster... Started 30 of 31 games she played in, missing three due to a strep throat... Ranked fifth in WNBA, first among rookies, in assist average (4.8)... Ranked sixth in WNBA in assist total (148)... Set a single-game franchise record with 13 assists at Detroit (6/27), while scoring 10 points for her first WNBA double-double... Set franchise records for most assists in two consecutive games (23), three consecutive games (30) and four consecutive games (40).





# LINDSAY WHALEN

GUARD · #13 · HT 5-9 · WT 164

## Playoffs

2014: Started all five games, averaging team-highs in points (20.6) and assists (6.0)... Pumped in a playoff career-high 31 points on Aug. 23; her 11 assists on Aug. 21 are a playoff career best and a club playoff record... 2013: Captured her second career WNBA Championship with the Lynx, averaging 9.7 points, 4.6 assists and 4.6 rebounds per game in all seven postseason contests... Scored 15 points, dished out five assists and grabbed three rebounds as the Lynx swept the Dream in the WNBA Finals... 2012: Led the Lynx back to the WNBA Finals for the second consecutive season, averaging 13.3 points, 4.2 assists and 3.8 rebounds per game... Scored 20+ points twice in the postseason, including scoring a game-high 20 points in Game 1 of the Western Conference Semifinals against Seattle... 2011: Captured her first career WNBA Championship with the Lynx, averaging 12.0 points, 3.8 assists and 3.6 rebounds per game in eight postseason contests... Scored 18 points, grabbed seven rebounds and dished out four assists as the Lynx swept the Mercury in the Western Conference Finals... Set a career single-game postseason high with four steals against San Antonio on 9/20 as the Lynx advanced to the Western Conference Finals... 2008: Averaged 13.3 points, 4.6 rebounds and four assists in three games against New York... Led the Sun with 19 points, and also had seven rebounds in Game 3 (9/22)... Made 13-of-15 free throws in the series... 2007: Averaged 13.3 points, 7.0 rebounds and 5.0 assists per game... Recorded bookend double-doubles in the playoffs, collecting 13 points and 10 assists in Game 1 against Indiana (8/23) and 21 points and a team-high 10 rebounds in Game 3 at Indiana (8/27)... Was 9-of-10 from the free throw line during the series... 2006: Averaged 12.6 ppg, 3.8 rpg and 2.2 apg... Led the team in scoring during the Eastern Conference Semifinals against Washington, averaging 18.5 points... 2005: Scored 27 points in Game 2 of the Eastern Conference Semifinals against Detroit, tying her own franchise playoff record with 15 made free throws while setting a new mark for free throw attempts (17)... Averaged 16.5 points, 3.5 assists and 4.5 rebounds during sweeps of Detroit and Indiana... Suffered fracture in tibial plateau of her left leg during Game 2 of the Eastern Conference Finals against Indiana... Sprained ankle in Game 1 of WNBA Finals... Averaged just four points and three assists per game in the WNBA Finals, sitting out Game 2 because of her injuries... 2004: Established a WNBA playoff record against Washington Mystics (9/27) with 11 made free throws in a half during the Eastern Conference Semifinals...

## International

2014: Earned gold at the 2014 FIBA World Championship in Turkey, where she averaged 8.3 points, 3.3 rebounds and 2.7 assists... 2012: Helped Team USA win gold at the 2012 Summer Olympics in London; she averaged 8.0 ppg (53.3%) and 2.4 apg in eight outings... 2011: Participated in the USA Basketball Women's National Team May Training Camp in Las Vegas... 2010: Captured the Gold Medal at the 2010 FIBA World Championship for Women... In nine games with Team USA, averaged 5.9 points, 2.1 rebounds and 1.6 assists per game... 2009: Named to the U.S. Women's Fall Training Camp roster but could not participate due to injury... 2003: Member of the 2003 USA World Championship for Young Women team that won the gold in Croatia... 2002: Won gold medal as member of the 2002 USA World Championship for Young Women Qualifying team.

## Overseas

2014-15: Joined Abdullah Gul Universitesi in Turkey to lose the TKBL Championship series, 3-1... Whalen averaged 16.8 points, 4.2 rebounds and 3.3 assists in 26 TKBL games... Averaged 15.6 points, 3.9 rebounds and 3.6 assists in EuroLeague play... 2013-14: Spent her first season with Dynamo Moscow in Russia... Averaged 13.5 points, 3.1 rebounds and 4.1 assists per game in 22 PBL games... Helped lead Dynamo Moscow to the 2014 EuroCup championship... Played in 11 EuroCup games, averaging 10.8 points, 3.5 rebounds and 4.5 assists per game... 2012-13: Spent her first season in Turkey with Galatasaray... Appeared in 14 TKBL games, averaging 14.4 points, 5.1 assists and 4.9 rebounds per game while shooting 56.9% from the floor... Played in 10 EuroLeague games with Galatasaray, averaging 13.6 points, 4.4 assists and 5.1 rebounds per game... 2011-12: Won the Czech Cup with USK Praha... Appeared in 23 games in the Czech League, averaging 13.7 points, 4.5 rebounds and 2.4 assists per game on 64.2 percent shooting... Appeared in six EuroLeague games with USK Praha, averaging 8.2 points and 5.8 rebounds in 27.2 minutes per game... 2010-11: Spent her fourth consecutive winter in Prague playing for USK Praha... Averaged 11.2 points, 4.2 rebounds and 3.4 assists in 33 Domestic League games... Played in 13 EuroLeague games, averaging 13.2 points, 5.0 rebounds and 4.6 assists per game... 2009-10: Spent third-straight winter in Prague, returning to play for USK Praha... Averaged 11.1 points, 3.7 rebounds and 2.8 assists per game in 25 Czech League games... Also led USK to EuroLeague playoffs, tallying 15.6 points, 4.8 rebounds and 2.7 assists in 12 appearances... 2008-09: Returned to Prague for the 2008-09 off-season... Was a EuroLeague All-Star... 2007-08: Played for USK Blex Praha in Prague, Czech Republic during the 2007-08 off-season... Named to the EuroLeague All-Star team... 2006-07: Spent the 2006-07 off-season playing for UMMC in Ekaterinburg, Russia.

## College

Galvanized state of Minnesota behind the women's program, which rose to national prominence during her storied career... Average attendance at women's basketball games grew from 1,087 during her freshman season to 9,866 her senior year... Became Minnesota's all-time leading scorer on January 25, 2004 against Michigan State, surpassing 1994 Wade Trophy Winner Carol Ann Shudlick... Finished career with 2,285 points, fifth-best in Big Ten history... Holds Minnesota career records in points, scoring average, games in double figures, free throws made and free throw percentage... Also among top-10 leaders in field goals made, field goal attempts, field goal percentage, three-pointers made, three-pointers attempted, three-point field goal percentage, free throws attempted, assists and steals... Shares Minnesota's single-game record for free throw percentage (14-14 vs. Creighton on 12/4/03)... Only four-time team MVP in school history... Was a two-time Wade Trophy Finalist (2004, 2003)... Two-time Naismith Award Finalist (2004, 2003)... As a senior, was a Kodak All-American First Team, USBWA All-American Second Team... As a senior, was a Kodak All-American First Team, USBWA All-American Second Team and an AP All-American Second Team... First Golden Gopher to earn All-American honors in three different seasons... Led Minnesota to its first-ever Final Four appearance in 2004... Led Minnesota to the NCAA tournament three straight years... Program had been to the tournament just once before her arrival... Named NCAA Midwest Region MVP for the 2004 NCAA tournament... Was unanimous selection for All-Big Ten First Team in 2004, 2003 and 2002... Three-time Academic All-Big Ten (2004, 2003, 2002)... Won the 2004 and 2002 Fast Break Club Award... As a junior, was a Kodak All-American First Team, USBWA All-American First Team and an AP All-American Second Team...

## Personal

Full name is Lindsay Marie Whalen... The daughter of Neil and Kathy Whalen... Married former University of Minnesota All-American golfer Ben Greve on October 6, 2008 at St. Anastasia Catholic Church in Hutchinson, Minn... Oldest of five children, with two sisters (Katie and Annie) and two brothers (Thomas and Casey)... First woman to be named Minneapolis Star Tribune Sportsperson of the Year, beating out Twins' Cy Young Award winner Johan Santana and NBA MVP Kevin Garnett for the honor in December of 2004... Also recognized as Sportsperson of the Year by the St. Paul Pioneer Press... Her No. 13 was retired by the University of Minnesota during a ceremony in January 2005 at Williams Arena... Listed Charles Barkley, Jennifer Capriati, Kirby Puckett and Anthony Carter as her childhood sports heroes... Was the first athlete in University of Minnesota history to have her own bobblehead doll... Voted Favorite Female Athlete in City Pages Best of The Twin Cities reader's poll... Majored in sports management... Was a four-time honorable mention all-state selection at Hutchinson High... Led Hutchinson to Minnesota Conference title three straight years (1997-99)... Averaged 22.8 points, 5.8 rebounds and 4.3 assists as a junior... Won a state title and placed 13th nationally with her club team, the Minnesota Jaguars... Was an All-Conference selection in tennis and track.





## MONICA WRIGHT

GUARD · #22 · HT 5-10 · WT 170

**COLLEGE** Virginia '10

**EXPERIENCE** WNBA - 5 years

**BIRTHDATE** July 15, 1988

**BIRTHPLACE** San Antonio

**HIGH SCHOOL** Forrest Park High School (Dale City, Va.)

**DRAFTED** 2010 1st Round / 2nd Overall (Minnesota)

**ACQUIRED** 2010 WNBA Draft

### NOTABLE

- WNBA Champion (2013, 2011)
- WNBA All-Rookie selection (2010)
- Second overall pick in 2011 WNBA Draft

### CAREER HIGHS

<b>MINUTES:</b>	39, July 11, 2013 at Indiana
<b>FGM:</b>	12, June 1, 2010 vs. Phoenix
<b>FGA:</b>	23, June 1, 2010 vs. Phoenix
<b>3-FGM:</b>	6, June 1, 2010 vs. Phoenix
<b>3-FGA:</b>	10, June 1, 2010 vs. Phoenix
<b>FTM:</b>	9, Sept. 20, 2012 at Los Angeles
<b>FTA:</b>	12, Sept. 20, 2012 at Los Angeles
<b>OFF REBS:</b>	3 (2x), MR: Aug. 22, 2010 at Indiana
<b>DEF REBS:</b>	7, July 11, 2013 at Indiana
<b>REBOUNDS:</b>	9, July 11, 2013 at Indiana
<b>ASSISTS:</b>	7 (2x) MR: July 22, 2014 vs. Atlanta
<b>STEALS:</b>	5, July 16, 2014 vs. Tulsa
<b>BLOCKS:</b>	2 (5x) MR: July 31, 2014 vs. Phoenix
<b>POINTS:</b>	32, June 1, 2010 vs. Phoenix





MONICA WRIGHT

GUARD · #22 · HT 5-10 · WT 170

WNBA STATS

	Field Goals					3-Point FG			Free Throws			Rebounds									
YEAR	G-GS	MIN	FG	FGA	PCT	FG	FGA	PCT	FT	FTA	PCT	OFF	DEF	TOT	AST	STL	TO	BLK	PTS	PPG	
10/MIN	34-24	866	139	376	.370	32	94	.340	68	83	.819	29	68	97	50	34	67	7	378	11.1	
11/MIN	29-0	393	53	140	.379	7	27	.259	36	48	.750	6	41	47	31	23	28	5	149	5.1	
12/MIN	34-7	660	103	225	.458	16	44	.364	71	96	.700	18	64	82	66	35	65	6	293	8.6	
13/MIN	33-3	743	110	257	.428	10	39	.256	68	86	.791	20	76	96	76	34	58	6	298	9.0	
14/MIN	24-9	441	52	124	.419	5	18	.278	31	42	.738	6	46	52	50	17	36	8	140	5.8	
TOTALS	154-43	3,104	457	1,122	.407	70	222	.315	274	355	.772	79	295	375	273	143	254	32	1,258	8.2	

PLAYOFFS

		Field Goals				3-Point FG			Free Throws			Rebounds									
YEAR	G-GS	MIN	FG	FGA	PCT	FG	FGA	PCT	FT	FTA	PCT	OFF	DEF	TOT	AST	STL	TO	BLK	PTS	PPG	
11/MIN	8-0	85	9	25	.360	1	4	.250	1	3	.333	3	7	10	5	6	6	2	20	2.5	
12/MIN	9-0	171	17	44	.386	2	7	.286	14	20	.700	6	15	21	10	14	11	2	50	5.6	
13/MIN	7-0	148	25	53	.472	2	9	.222	12	18	.667	4	14	18	8	6	11	1	64	9.1	
14/MIN	5-0	77	9	23	.391	2	5	.400	3	3	1.000	1	5	6	6	3	5	1	23	4.6	
TOTALS	29-0	481	60	145	.414	7	25	.280	30	44	.682	14	41	55	29	29	33	6	157	5.4	



# MONICA WRIGHT

GUARD · #22 · HT 5-10 · WT 170

## Career Transactions

Selected by Minnesota in the 1st round (2nd overall) of the 2010 WNBA Draft... Signed on Apr. 14, 2010... Re-signed to a three-year contract on Mar. 20, 2014.

## WNBA Career Capsule

2014: Had a delayed start to her fifth WNBA season, missing the first 10 games following arthroscopic surgery on her left knee on Apr. 25... Appeared in 24 contests, including nine starts; she averaging 8.2 ppg (45.2%) with 3.2 apg and 1.33 spg in 26.9 mpg as a starter... Tallied 5.8 ppg, 2.2 rpg and 2.1 apg in 18.4 mpg overall, shooting 41.9% from the field, 27.8% from three-point range and 73.8% from the FT line... Closed the season by shooting 48.9% (23-for-47) in her final 10 outings... The Aug. 7 game vs. Chicago was the 150th of her career; she went over the 3000-minute mark Aug. 2 at Tulsa... Reached double figures on four occasions, most recently in a 10-point effort July 25 vs. San Antonio... Tied her career highs with seven assists and two blocks July 22 vs. Atlanta... The five steals July 16 vs. Tulsa are a career best; she grabbed a season-high five rebounds July 13 vs. Seattle... Tallied a season-best 17 points July 3 vs. San Antonio; the 32:07 was also a season high... 2013: Finished her fourth year in the WNBA by playing in 33 games, including three starts... The Aug. 18 contest vs. New York was the first she's missed due to injury (right quadriceps contusion) in her Lynx career... Averaged 9.0 ppg as well as career highs in rebounding (2.9 rpg), assists (2.3 apg) and steals (1.03 spg) while logging 22.5 mpg... Shot 42.8% from the field and 79.1% from the FT line, but dipped to a career-low 25.6% from long distance... Reached double figures on 13 occasions, with Minnesota going 11-2 in those; she also led the Lynx in assists six times... Tallied 10.0 ppg (on 50.0% shooting) in her final five road contests, compared with 5.6 ppg (34.2%) in her last seven at Target Center... Led the Lynx with six rebounds and a career-high seven assists Aug. 31 vs. Seattle... Swiped three steals on four occasions, most recently Aug. 4 vs. Seattle... Scored the 1000th point of her career July 24 vs. Phoenix... Pulled in a career-high nine rebounds (in a career-best 39:13) July 11 at Indiana... Started three straight games (July 9-13), scoring 22 points twice (July 9 vs. Atlanta, July 11 at Indiana) to run her career total to seven 20+ outings (five in 2010)... Added 16 points and six rebounds June 11 vs. San Antonio... 2012: Saw action in all 34 games for the Lynx this summer, her third WNBA campaign... Averaged 8.6 ppg and 2.4 rpg in 19.4 mpg, and established career highs in assists (1.9 apg) and steals (1.03 spg)... Shot a career-best 45.8% from the floor (ranking 21st in the league), 36.4% from three-point distance and 74.0% from the FT line... Started seven times, most recently in the Sept. 14 victory at Indiana; she averaged 9.9 ppg (52.9%), 3.7 rpg and 2.9 apg as a starter (28.4 mpg), with the Lynx going 6-1... Netted a team- and season-high 19 points Sept. 20 at Los Angeles, the second time she was Minnesota's top scorer; the 9-for-12 effort from the FT line represents career highs in both categories... The Sept. 9 outing at San Antonio was one of 13 double-digit efforts on the year (first since Aug. 21 at Seattle)... Shot just 3-for-34 from the floor in her last five Target Center stints; on the flipside, she hit 55.1% (43-for-78) over the last 12 on the road... Posted season bests with five assists and three steals July 10 at Tulsa... Saw her run of consecutive made FTs halted at 28 on July 1... Tallied 18 points (logging a career-high 34:34) June 9 at Tulsa, and led the Lynx with five assists May 20 vs. Phoenix... 2011: Concluded her second year in the WNBA by appearing in 29 games off the bench, missing five (July 29-Aug. 7) due to personal reasons... Logged 13.6 mpg, chipping in 5.1 ppg and 1.6 rpg while shooting 37.9% from the field and 75.0% from the FT line... Led Minnesota with a season-high 15 points and a career-high six assists Sept. 11 at Phoenix, one of five double-digit scoring efforts on the year... Played a season-high 26:05 in that contest; the Lynx went 15-2 when she logged 13+ minutes... Averaged 6.8 ppg (40.0%) and 1.00 spg in 17.5 mpg over the final 13 games; she also attempted 32 free throws in that stretch (5.9 per 40 minutes)... Scored 11 of her 13 points in the 4th quarter at Tulsa on Aug. 23... Matched a career best with four steals Aug. 14 vs. Tulsa... Handed out three assists June 30 at Tulsa, and scored 11 points June 5 vs. Los Angeles... 2010: Concluded her first summer in Minnesota by being named to the WNBA's All-Rookie Team... Appeared in all 34 games, starting 24 (the first six and last 18 contests), and averaged 11.1 ppg, 2.9 rpg and 1.00 spg while logging 25.5 mpg... Ranked 2nd among rookie scorers, 3rd in rebounds and 3rd in assists (1.5 apg), while leading all first-year players in both three-point accuracy (34.0%) and FT accuracy (81.9%)... Shot 37.0% from the floor, but increased that to 45.4% (74-for-163) -- along with 13.7 ppg -- over the final 14 contests... Also connected on 19 of 45 (42.2%) from beyond the arc after the All-Star Break, after hitting just 26.5% through mid-July... Led the Lynx in scoring on five occasions, with 19 double-figure nights (including five 20+ efforts)... Three of the 20-point outings were against Phoenix; she tallied 22.5 ppg (on 54.1% shooting) in four games vs. the Mercury... Grabbed a season-high seven rebounds twice (Aug. 17 at Seattle, Aug. 22 at Indiana), and swiped a season-high four steals (while tying her season best with four assists) July 17 vs. Seattle... Her 32-point effort June 1 vs. Phoenix is the 3rd-highest total in WNBA history for a reserve... She joins Seimone Augustus (13 times), Katie Smith (12) and Betty Lennox (once) as the only players in Lynx history to score 30+; her six 3-pointers vs. Phoenix were one short of Smith's franchise record.

## Playoffs

2014: Appeared in all five postseason games, averaging 4.6 points and 1.2 assists per game.  
2013: Appeared off the bench in all seven postseason contests as the Lynx won the 2013 WNBA Championship... Averaged 9.1 points and 4.9 rebounds per game... 2012: Appeared in all nine playoff games for the Lynx, averaging 5.6 points and 2.3 rebounds in 19.0 minutes per game... Scored eight points against Los Angeles in Game 2 of the Western Conference Finals, including knocking down the eventual game-winning three-pointer with 1:14 remaining in the fourth quarter to give Minnesota a 80-79 win... 2011: Appeared off the bench in all eight postseason contests as the Lynx won the 2011 WNBA Championship... Averaged 2.5 points, 1.3 rebounds per game.

## Overseas

2013-14: Played just six games with Shinsegae One FX in WKBL (South Korea)... Averaged 11.2 points, 4.3 rebound and 1.3 assists in 13 minutes per game. 2012-13: Played with the Dandenong Rangers in the WNBL (Australia)... Averaged 13.9 points and 6.2 rebounds in 23.0 minutes per game for the Rangers... 2011-12: Appeared in 26 games for Botas in the Turkish League... Averaged 32.7 minutes during TKBL play, averaging 20.3 points, 4.6 rebounds and 2.3 assists... Appeared in 12 EuroCup games, averaging 16.1 points and 4.6 rebounds in 28.6 minutes per contest... 2010-11: Spent her winter in Poland playing for Lotos Gdynia... In 34 games in the Polish League, averaged 15.2 points and 6.0 rebounds per game while shooting .445 percent from the floor... Played in 10 EuroLeague contests, averaging 17.4 points and 4.7 rebounds per game while shooting .483 percent from the floor... Earned a trip to the EuroLeague All-Star Game as part of the 'Rest of the World' team.

## College

Three-time (2008-2010) Associated Press All-America selection... 2010 ACC Player of the Year... Three-time All-ACC performer... Supplanted Dawn Staley on Jan. 11, 2010 as the school's all-time scoring leader (2,540)... Third on ACC's all-time scoring list... Holds top two single-season scoring marks in Cavalier history (2010 - 734; 2009 - 696)... Increased her scoring average each season over her four-year career, leading the ACC in scoring her senior year with an average of 23.7 points per game, good for seventh nationally... In 2010, joined Dawn Staley as only UVA player with 2,000 points, 700 rebounds, 350 steals and 300 assists... First Cavalier to be named ACC Defensive Player of the Year (2010)... Also named WBCA National Defensive Player of the Year her senior season... Led ACC in steals per game (3.8) in 2010, which ranked second in the nation... Swiped a career-high and school-record 10 steals on Dec. 29, 2009 vs. Liberty... 2008 ACC All-Defensive Team member... A finalist for the Wade Trophy in 2009, and the Naismith Trophy and the Wooden Award in 2009 and 2010... Averaged (19.1) points per game throughout her career... Led Virginia in scoring in three of her four years (freshman year, finished 2nd - 15.1 ppg)... In 2008 set the school's sophomore single-season scoring record (598 points)... ACC Rookie of the Year and ACC All-Freshman Team member in 2007...

## International

2015: Participated in USA Basketball's Women's National Team mini-camp in Las Vegas, Nevada alongside teammates Seimone Augustus and Maya Moore... Named to 2010 US Women's Select Team... Participated in 2010 fall training session with US National Team... Captain of the 2007 U19 World Championship Team, compiling a 9-0 record and the gold medal... Member of the 2005 USA Youth Development Festival White Team, earning a silver medal.

## Personal

Born July 15, 1988, in San Antonio, Texas... Full name is Monica Ashante Wright... Daughter of Garry and Lynette Wright... Has an older brother Gerard... Volunteers at church basketball camps... A Boys & Girls Club camp counselor... Logged more than 100 hours of community service in a school year... A sociology major at Virginia... Attended Forest Park High School in Dale City, Va... Averaged 22.6 points, 9.0 rebounds, 6.8 assists and 4.0 steals per game her senior year... A McDonald's, USA Today, WBCA and Street & Smith's All-American... The Gatorade Virginia Player of the Year and Associated Press Group AAA Player of the Year in 2006... Ranked the No. 2 guard and No. 11 player overall in the nation coming out of high school... Didn't start playing basketball until 9 years old... Wants to go to law school.





## ADDITIONAL RIGHTS

RACHEL  
JARRY

#12



### FORWARD

HEIGHT · 6-1  
WEIGHT · 176  
YEARS · 1  
AUSTRALIA

### NOTABLE

- WNBA Champion (2013)
- Olympic bronze medalist (2012)

### CAREER TRANSACTIONS

Selected by Atlanta in the 2nd round (18th overall) of the 2011 WNBA Draft... Rights acquired by Minnesota from Atlanta, along with a 2nd-round pick in 2012, in exchange for the rights to Felicia Chester (2nd round, 14th overall) on Apr. 11, 2011... Signed by Minnesota on Feb. 11, 2013.

### 2014 SEASON

Missed the entirety of the 2014 season due to injury.

### WNBA CAREER CAPSULE

2013: Completed her rookie season as the fourth-youngest player in the league (age 21) and the youngest to appear in a game for Minnesota since Candice Wiggins in 2008... Saw action in 27 games, drawing six DNP-CDs and missing the Aug. 2 contest vs. San Antonio due to a sprained right ankle... Averaged 1.7 ppg and 0.7 rpg while logging 6.8 mpg; she shot 44.4% from the field, 77.8% from the FT line and 60.0% (6-for-10) from long distance... Boosted her accuracy to 65.0% (13-for-20) in 11 appearances following the All-Star Break... Talled a season-high 14 points Aug. 31 vs. Seattle, her second double-figure effort; the minute total (20:37) is also a season best... Chipped in 11 points Aug. 18 vs. New York... Collected season highs with three steals and two blocks June 21 at Los Angeles, and handed out a season-high three assists June 6 vs. Phoenix.

### PLAYOFFS

2013: Appeared in five of Minnesota's seven playoff games, averaging 0.6 points and 0.8 rebounds per game as the Lynx won the 2013 WNBA Championship.

### INTERNATIONAL

2012: Won a Bronze medal with Australia during the 2012 London Olympic Games... Was the youngest player on the Opal roster... Averaged 4.3 points and 2.8 rebounds in 16.6 minutes per game... 2009: Represented Australia at the 2009 FIBA U19 World Championship for Women, averaging 12.7 points and grabbing a team-high 6.8 rebounds per game.

### OVERSEAS

2013-14:  
2012-13: Appeared in 24 games in her fourth season with the Bulleen Boomers, averaging 14.2 points, 7.2 rebounds and a career-high 2.9 assists per game... Named the WNBL Fans' Player of the Week for Round 17, scoring 23 points, grabbing 10 rebounds, dishing out four assists and blocking four shots in a 98-70 win over Logan... 2011-12: Averaged a career-best 15.5 points and 7.5 rebounds per game for Bulleen... Named in the WNBL All Star Five... 2010-11: Was a key member of the 2010-11 Bulleen Boomers (teammate with Elizabeth Cambage) en route to winning the WNBL Championship... Averaged 14.1 points, 5.9 rebounds and 2.2 assists per game... Averaged 6.5 points and 4.0 rebounds in two postseason games... 2009-10: Averaged 10.5 points and 5.9 rebounds per game in her first season with Bulleen... 2008-09: Debuted in the WNBL with AIS, appearing in 21 games and averaging 10.5 points, 5.2 rebounds and 1.0 assists per game.

### PERSONAL

Born Dec. 6, 1992 in Melbourne, Australia... Has one sister, Alanna... She also has two dogs, Suzie and Bailey and is a self-confessed psycho St. Kilda supporter.

NIKA  
BARIC

#9



### GUARD

HEIGHT · 5-7  
WEIGHT · 136  
YEARS · ROOKIE  
SLOVENIA

### CAREER TRANSACTIONS

Selected by Minnesota in the 2nd round (20th overall) of the 2012 WNBA Draft... Signed on Feb. 4, 2015.

### INTERNATIONAL

2011: Appeared in the FIBA U19 World Championship with Slovenia, averaging 13.7 points, 5.0 rebounds and 3.3 assists per game... 2010: Appeared in the U18 European Championship with Slovenia... Averaged 23.3 points, 5.9 assists and 4.0 rebounds per contest... 2009: Appeared in the U18 European Championship with Slovenia... Averaged 19.3 points, 5.9 assists and 4.4 rebounds per contest... 2008: Appeared in the U18 European Championship with Slovenia, averaging 17.9 points, 6.6 assists and 4.1 rebounds per contest... 2007: Appeared in the U18 European Championship, averaging 11.9 points, 3.5 assists and 4.9 rebounds per contest... Also appeared in the U16 European Championship, averaging 20.6 points, 3.6 rebounds and 2.6 assists per game.

### OVERSEAS

2014-15: Appeared in 21 games with Sparta&K in the Russian League, averaging 11.4 points per game, 2.5 rebounds and 3.5 assists... Averaged 9.7 points, 1.3 rebounds and 5.7 assists in 7 EuroCup games... 2013-14: Returned to Sparta&K in the Russian League to play 25 games, averaging 11.4 points and 3.5 assists per game... 2012-13: Spent her second season alongside Seimone Augustus with Sparta&K in the Russian League... Averaged 5.3 points, 2.3 assists in 16.1 minutes per game during Premier League games... Averaged 4.8 points and 1.9 assists in 15 EuroLeague appearances... 2011-12: Played alongside Lynx guard Seimone Augustus with Sparta&K in the Russian League... Appeared in 20 EuroLeague games, averaging 3.2 points, 1.2 assists and 1.0 rebounds in 12.3 minutes per contest... Appeared in 26 Russian League games, averaging 4.9 points, 2.3 assists and 1.0 rebounds in 15.5 minutes per game... Shot 42.1 percent from the field... 2010-11: Played with ZKK Merkur Celje in the Adriatic League... Appeared in 32 games during Slovenian League play, averaging 16.5 points, 4.9 assists and 3.2 rebounds per contest... Shot 47.0 percent from the field, including 81.2 percent from the free throw line.

### PERSONAL

Born Sept. 2, 1992 in Trbovlje, Slovenia.



# ADMINISTRATION



LYNX UNLEASHED





## STAFF DIRECTORY

### LYNX TEAM DIRECTORY

Owner  
Chief Executive Officer  
President  
Executive Vice President and CFO of Minnesota Timberwolves

Glen Taylor  
Rob Moor  
Chris Wright  
Roger Griffith

### LYNX DEDICATED STAFF

Director of Business Operations  
Director of Premium Seating and Lynx Ticket Sales  
Public Relations Manager  
Marketing Manager  
Community Relations Manager  
Sr. Account Executive  
Account Executives  
Account Representatives  
Fan Experience Specialists  
Lynx Mascot

Carley Knox  
Steve Beno  
Ashley Carlson  
Amy Kuehn  
Amanda Collins  
Erin Henning  
Matt Corners, Emma Sandstrom  
Tige Hutchinson, Matt Terry, Micaela Erickson, Kyle Burns  
Chelsey Nelson, Tara Smith, Whitney Fisher  
Jack Billion

### LYNX BASKETBALL OPERATIONS

Head Coach  
Assistant Coaches  
Head Athletic Trainer  
Assistant Athletic Trainer  
Basketball Operations Coordinator

Cheryl Reeve  
Shelley Patterson, Jim Petersen  
Chuck Barta  
Kate Taber  
Clare Duweliuz

### BUSINESS OPERATIONS

Manager of Office Services/Executive Assistant to the CEO  
Executive Assistant to President/Sales & Marketing Coordinator  
Mail Clerk

Susan Eitel  
Mary Bohmbach  
Vicky Reynolds

### COMMUNICATIONS & MARKETING

Sr. Vice President of Marketing & Communications, Chief Marketing Officer  
Vice President of Communications

Ted Johnson  
Brad Ruter

### ANALYTICS & RESEARCH

Vice President of Analytics & Technology  
Manager of Analytics & Research  
Sr. Database Coordinator  
Business Research Coordinator  
Database Marketing Coordinator

Brett Kahnke  
Kyle Burkhardt  
Taylor Pope  
Andrew Maher  
Kimbyrle Braun

### LYNX BROADCASTERS

Lynx Radio Broadcaster/Executive Producer  
Lynx Television Play-By-Play  
Lynx Television Analyst

John Focke  
Marney Gellner  
Lea B. Olsen

### BROADCAST

Sr. Manager of Broadcast  
Videographer/Editor  
Videographer/Editor  
Traffic & Production Coordinator  
Radio Host  
Sr. Motion Graphic Designer/Editor  
Sr. Video Editor

Erik Nelson  
Noah Ferche  
Carlos Jimenez  
Cal Soderquist  
Alan Horton  
Tim McDonough  
Joe Kronenberg

### COMMUNITY RELATIONS

Manager of Community Relations  
Community Relations Coordinator

Matt Makovec  
Kristin Edmundson

### CREATIVE SERVICES

Director of Creative  
Sr. Creative Services Manager  
Creative Services Logistics Manager  
Graphic Designers  
Top Regional Photographer

Justin Wolocko  
Henry Moore  
John Schissel  
Addie Borgh  
David Sherman

### DIGITAL MEDIA

Director of Digital Media  
Web Editor/Writer  
Social Media Coordinator  
Interactive Designers/Developers

Bob Stanke  
Kyle Ratke  
Bridget Anderson  
Sam Flood, Kelly Pedersen

### FACILITIES DEVELOPMENT

Facilities Project Manager

Brian Kimmes

### LIVE PROGRAMMING & ENTERTAINMENT

Director of Live Programming & Entertainment  
Game Presentation & Production Manager  
Production Coordinator  
Dance & Performance Manager  
Mascot Supervisor

Chadwick Folkestad  
Chris Vanderbeek  
Kate Ulrich  
Athenia Elie  
Dave Warner

### MARKETING

Vice President of Marketing  
Senior Marketing Manager  
Event Marketing Coordinator

Kristy Badger  
Lindsay Milne  
Bjorn Westlund

### PUBLIC RELATIONS

Sr. Public Relations Manager  
Communications Manager  
Public Relations Coordinator  
Corporate Communications Manager  
Statistician

Aaron Seehusen  
Dan Bell  
Alex King  
Kylie Crull  
Paul Swanson

### TECHNOLOGY

Director of Technology  
Network Engineer  
Help Desk Support Specialists

Justin Butler  
Daniel LaCoursiere  
Austin McDowell, Mike Olson

### ACCOUNTING/FINANCE

Vice President of Finance  
Accounting Manager  
Sr. Accounting & Payroll Manager  
Sr. Payroll/Ticketing Specialist

Peter Stene  
Marci Schwen  
J.T. Hoffman  
Erich Heber

### HUMAN RESOURCES

Director of Human Resources  
Human Resources Generalist  
Human Resources Assistant/Receptionist

Sianneh Mulbah  
Kirsten Hengstler  
Britney Roach





# STAFF DIRECTORY

## TICKET SALES & SERVICES

Sr. Vice President & Chief Revenue Officer  
Vice President of Ticket Sales & Service

Ryan Tanke  
Corey Breton

## BASKETBALL ACADEMY

Vice President of Fan Experience & Basketball Academy  
Basketball Academy Manager  
Basketball Academy Sales Manager  
Basketball Academy Supervisor

Jeff Munneke  
Steve Brown  
Matt Bare  
Pat Freeman

## BOX OFFICE

Director of Ticketing  
Sr. Ticketing Specialist  
Ticketing Specialist

Eric Caufield  
Tony Nguyen  
Tyler Swanson

## GROUP EVENTS

Sr. Manager of Group Events  
Sr. Manager of Group Programming  
Account Executive  
Account Representatives  
Group Events Specialist

Mike Fuhrman  
Jane Thede  
Kate LaFerriere  
Natasha Larry, Brandon McCray, Alex Payne  
Alex Gustafson, Emma Hassen, Heather Boutin  
Jared Hensch

## INSIDE SALES

Inside Sales Manager  
Inside Sales Associates

Kenny Koperda  
Jennica Astleford, Daniel Chapman, Garret Garness  
Hannah Horner, Jacob Koch, Chris Mitko, Michael Rengel

## MEMBERSHIP SERVICE

Sr. Account Executives  
Account Executives  
Account Representatives

Larry Traversie, Conor Noonan  
Annie Eversman, Ashley Heinlein  
Zach McGowan, Andy Voigt

## COPORATE PARTNERHIPS

Vice President of Partnership Sales & Activation  
Director of Partnership Sales  
Director of Suite Activation and Hospitality  
Partnership Sales Managers  
Sr. Manager of Partnership Development  
Partnership Activation Executives  
Suite Activation and Hospitality Coordinator

Steve Mullins  
Mike Welch  
Britt Carlson  
Lainie Gentile, Jim Buffo, David King  
Greg Vanderwilt  
Laura Shearer, Joanna Opitz, Shivani Desai,  
Jill Heuer  
Kara Mirsberger

## PREMIUM SEATING

Premium Seating Manager  
Premium Sales Manager  
Sr. Account Executives

John Torris  
Stanley Jackson  
Adam Skibek, Brian Palmertree

## REVENUE STRATEGY & OPERATIONS

Director of Revenue Strategy & Operations  
Client Development Manager  
Sales & Service Events Manager  
Sales Strategy and Operations Supervisor  
Sales and Service Event Coordinator  
Revenue Strategy & Operations Coordinator

Laura Meyer  
Chris Palaia  
Laura Janquart  
Elizabeth Boser  
Grace Sanders  
Sam Hubble

## MEMBERSHIP SALES

Director of Season Memberships  
Membership Sales Manager  
Account Executive  
Account Representatives

Jake Vernon  
Charlie Romans  
James Heinmiller  
Alisha Cleary, Scott Hebert, Troy Hopkins  
Cyle Kiger, Andrew McFerrin, Jerron Smith



## ADMINISTRATION



**GLEN TAYLOR**  
owner

On March 23, 1995, Glen Taylor closed the deal that made him majority owner of the Minnesota Timberwolves. He added the title of NBA owner to a list that already included international businessman, state senator, entrepreneur, philanthropist and executive of the year. In October 2002, Taylor became the majority owner of the WNBA's Minnesota Lynx after a change in the league's ownership structure. Taylor had served as the operating owner of the Lynx for the previous four seasons of the team's existence, beginning with the 1999 inaugural campaign.

Before he even completed his first full season as Timberwolves owner, Taylor set in motion his plan for making a mark on the Minnesota sports scene. Prior to the completion of the sale of the team from Marv Wolfenson and Harvey Ratner, Taylor installed Rob Moor, Roger Griffith and Chris Wright to run the business functions of the franchise. In 1999, Taylor brought women's professional basketball back to the Twin Cities by operating the Lynx and added the duties of Lynx Chief Operating Officer to Griffith's responsibilities. In the winter of 2008, Taylor shifted the balance of power within the Lynx by naming Griffith the company's Executive Vice President and appointing longtime Timberwolves and Lynx Vice President of New Business Development Conrad Smith as the new Chief Operating Officer of the Lynx. During the 2009 off-season, Taylor appointed longtime successful WNBA assistant coach Cheryl Reeve as the franchise's seventh head coach.

Glen Taylor is chairman of the multinational Taylor Corporation, based in Mankato, MN. He earned a Bachelor of Science degree from Minnesota State University, Mankato. During this period, he worked part time at Carlson Wedding Service, a print shop specializing in formal invitations. After graduation he continued to work at the company, developing strategies to cut delivery time, improve service and expand offerings. Taylor purchased the company in 1975, assembled a passionate leadership team and dramatically expanded the firm's capabilities, growing it into one of the largest privately held companies in the United States. Today Taylor Corporation, based in North Mankato, includes more than 80 subsidiaries providing business and personal communications products, technologies and marketing services. Other enterprises owned by Glen are in securities, agricultural, and medical fields.

He continued his education at the Harvard Graduate School of Business. In 1997, Mankato State University awarded Taylor their first honorary doctorate. Taylor received the degree of Honorary Doctor of Laws for his distinguished professional career and volunteer service. In October 2001, Taylor was inducted into the Minnesota State University, Mankato Hall of Distinction.

Taylor's business savvy has been recognized by Corporate Report magazine, which honored him as its Executive of the Year (1987), and the Sales and Marketing Executives of Minneapolis/St. Paul, who awarded him with their Sales Executive of the Year Award (1999). He was also inducted into the Minnesota Hall of Fame (2002) by Twin Cities Monthly Magazine.

Taylor was elected to the Minnesota Senate in 1980, where he served until 1990. He became assistant Senate minority leader in 1982. From 1984 to 1986, he served as Senate minority leader. While in the Senate, Taylor was instrumental in providing leadership in the areas of higher education, child care and economic development policies.

He has served on the NBA Planning Committee and has been Chairman of the Audit Committee. In October of 2008, Taylor was named chairman of the NBA's Board of Governors.

Through personal involvement, Taylor has remained active in many community, civic and charitable causes. He has also has served on his church's board of deacons and board of trustees and on the Mankato State University Foundation board of directors.

Taylor and his family have provided financial assistance and participated in missions to Africa, Turkey, Egypt and Central America to support the Starkey Hearing Foundation and Common Hope.

Nationally, Taylor has provided expert testimony on business and child care issues to the U.S. Senate and House of Representatives and served as a committee chair on the 1991 Commission on Reform and Efficiency (CORE).

Taylor and his wife, Becky, live in Mankato. Their children and grandchildren enjoy attending many of the Timberwolves and Lynx games.

### LIMITED PARTNERS

**WILLIAM F. BIEBER** - Chairman of ATEK Companies, Plymouth, Minnesota. Bieber resides in Eden Prairie, Minnesota.

**JOHN BOLLERO** - A retired commodity trader. A native of Decatur, Illinois, now resides in Palm Beach, Florida and Lake Geneva, Wisconsin.

**RALPH W. BURNET** - Chairman of Coldwell Banker Burnet, Edina, Minnesota, and Owner and Chairman of RWB Hospitality LLC. Burnet resides in his hometown of Wayzata, Minnesota.

**R. WYNN KEARNEY, JR.** - Kearney is a retired orthopedic surgeon who resides in Mankato, Minnesota, his hometown.

**TERI E. POPP** - President of Minnesota Military Family Tribute and retired attorney residing in Orono, Minnesota

**WILLIAM J. (BILL) POPP** - Owner/President of POPP Communications, Golden Valley, Minnesota. A native of Minneapolis, Popp resides in Orono, Minnesota.

**PHIL "FLIP" SAUNDERS** - President of Basketball Operations for the Minnesota Timberwolves. Saunders resides in Wayzata, Minnesota.

**JOYCE SEXTON** - President of Sexton Family Foundation. Sexton resides in Las Vegas, Nevada.

**WILLIAM SEXTON** - Retired President/Owner of Old Northwest Company. Sexton resides in Las Vegas, Nevada.



## ADMINISTRATION



**ROB MOOR**  
chief executive officer

Rob Moor became chief executive officer of the Minnesota Timberwolves in 2004 following 10 years as the Team's President. After assisting Glen Taylor in the purchase and reorganization of the Team, Moor was involved in securing a WNBA Franchise in 1998 with the goal of providing year-round men's and women's professional basketball in Minnesota. From 1998 to 2004 Moor managed Target Center building operations as well as both the Timberwolves and Lynx franchises, and is currently working closely with the city of Minneapolis to remodel the arena to be a modern state-of-the-art NBA and WNBA arena.

Under Moor's guidance the Franchise operates with an organizational Mission and Vision statement which focuses on six values: "To Play Hard, Play Together, Play with Passion, Think Innovatively, Have Fun and Be a Pro."

In a career that began in the film industry at MGM Studios in Culver City, Calif., Moor was involved in the merger with United Artists and the subsequent sale of the studio to Ted Turner. Following MGM, Moor worked for Turner Entertainment several years before moving to 20th Century Fox. While at Fox, Moor had the opportunity to join the National Hockey League's Los Angeles Kings, where he transitioned his entertainment career to sports. Moor worked with the Kings for seven years before moving to Minnesota to lead the Timberwolves.

In addition to being the chair of Meet Minneapolis Convention and Visitors Association, Moor enjoys volunteering and working with community organizations. Born in Geneva, Switzerland, Moor lived in Europe until he moved to the United States in 1966. Moor currently resides in Plymouth, Minn.



**CHRIS WRIGHT**  
president

This season marks Chris Wright's 24th year with the Timberwolves and Lynx organizations and 11th as the teams' president. Wright is responsible for the day-to-day operations of the teams.

He leads a senior management group that is responsible for setting the strategic direction of the business operations of the franchise. By developing a culture driven by the values of maximum effort, teamwork, passion for what we do, innovative thinking, fun and integrity, Wright and his senior management team are integrating the business and basketball operations to meet the strategic and financial goals of the team.

As president, Wright also articulates the mission for the organization, which is to provide the ultimate sports and entertainment experience at exceptional value, with unparalleled customer service, while connecting with and engaging in our community. Whether coming to the arena, watching a game on television, purchasing a ticket online, or meeting players and staff in the community, Timberwolves fans know that they are the sole focus of the organization's efforts.

Wright believes that by developing a culture that emphasizes "one team," "one voice" and "one with our community," that the Timberwolves will have the ability to achieve great things. He believes in hiring a staff that lives the company core values every day, plays hard, plays with passion, plays together, thinks innovatively, is professional and has fun.

A native of England, Wright came to the United States in 1978. Prior to joining the Timberwolves, he spent three years working for the state of Minnesota, first as a consultant working on bids for major national and international events, including the programming of the \$17.4 million National Sports Center in Blaine, Minn. Prior to that, Wright also served as general manager for two Major Indoor Soccer League Teams, the Pittsburgh Spirit (1981-86) and the Minnesota Strikers (1986-87).

Wright, who graduated from Carnegie College of Physical Education in Headingly, Leeds, Yorkshire, England, is very involved in and consults with many local charities and youth sports programs. He was elected to and serves on the board of the Minneapolis Downtown Council and the executive committee of the Minneapolis Downtown Council. He resides in Eden Prairie, Minn., with his wife Walla and daughter Christy. Wright also has two sons Ned and Jeff, and daughters-in-law Laura and Amy.





## ADMINISTRATION



**ROGER GRIFFITH**  
executive vice president &  
chief financial officer

Roger Griffith joined the Timberwolves in 1994 as Executive Vice President and CFO. In this role, he is responsible for all finance, accounting, risk management, box office and budgeting for the organization.

In 1999, Griffith added the duties of Chief Operating Officer of the WNBA's Minnesota Lynx to his responsibilities, and transitioned to Executive Vice President of the Lynx prior to the 2009 WNBA season. In this role Griffith has acted as the architect of one of the most talented teams in the league, building a roster with hometown favorite Lindsay Whalen and superstars Maya Moore and Seimone Augustus. Under Griffith's leadership, the Lynx have posted one of the most impressive four-year stretches in WNBA history, winning two WNBA championships and three Western Conference championships. From 2011-14, the Lynx also became the first team in WNBA history to string together four consecutive 25+ win seasons.

Prior to coming to the Timberwolves, Griffith gained a variety of experience in public and private industry. He previously worked for Taymark, a Taylor Corporation company, as division manager of the ad specialty direct mail division. He also worked for Northwest Airlines as the director of internal audit and spent time with a public accounting firm.

A native of Shakopee, Minn., Griffith graduated magna cum laude from Augsburg College in 1984 with a degree in business administration with a concentration in accounting. In 1988, he earned his MBA in general management from the University of Minnesota. Griffith resides in Eagan, Minn., with his wife, Jean, and daughters, Emma and Abby.



**CARLEY KNOX**  
director of lynx business operations

Carley Knox is entering her sixth season with the Minnesota Lynx and her 11th in the WNBA. In December 2012, she was named the Lynx Director of Business Operations and acts as the primary liaison between the team and WNBA on league-wide business and marketing initiatives. Knox oversees the day to day business operations of the Lynx, including business development, budget management, community relations, scheduling, preseason games, and logistics. Additionally, Knox maintains her role within the development of corporate sales and tickets sales.

Originally hired by the Minnesota Lynx in January 2010 as the Business Development Manager, her focuses included corporate partnerships and ticket sales. She came to Minnesota after spending 5 years with the WNBA's Detroit Shock where she was the Director of Sales and Marketing.

Knox attended Ohio University and earned degrees in both sports administration and women's studies. She was also a member of the Ohio University Women's Soccer Team when they won the Mid-American Conference Championship in 1998. She then went on to coach women's soccer at St. Bonaventure University in Olean, New York.

Upon returning to Ohio she took a position with an LPGA tournament, specifically The Jamie Farr Owens Corning Classic, where she worked in operations, marketing, and sales. In the fall of 2002 she took a graduate assistantship at Bowling Green State University, where she obtained her M.A. in Sports Administration and Women's Studies.

In November, 2014 Knox and her wife welcomed their son Oliver into the world. Oliver is a wonderful addition to the family and they currently resides in Minneapolis, MN.



## HEAD COACH



**CHERYL REEVE**  
head coach

### WNBA COACHING CAREER

Season(s)	Team	Position
2001-2	Charlotte Sting	Assistant Coach
2003	Cleveland Rockers	Assistant Coach
2004-5	Charlotte Sting	Assistant Coach
2006-7	Detroit Shock	Assistant Coach
2008	Detroit Shock	Assistant Coach/Director of Player Personnel
2009	Detroit Shock	Assistant Coach/General Manager
2010-14	Minnesota Lynx	Head Coach

Cheryl Reeve completed her fifth season as Lynx head coach in 2014, leading the Lynx to a 25-9 record and their fourth consecutive postseason appearance. Since taking over as Lynx head coach, Reeve owns a career 118-52 record, the most coaching wins in franchise history. She was initially named head coach on Dec. 8, 2009, taking over for former head coach Jennifer Gillom. On Dec. 6, 2012, Reeve signed a multi-year contract extension with the club.

Under Reeve's tutelage, Minnesota became the first team in league history to string together four consecutive 25+ win seasons. Reeve has led the Lynx to WNBA championships in 2011 and 2013 and trips to the WNBA Finals in three consecutive seasons (2011-13). Minnesota's 105 regular season wins over the last four seasons match Los Angeles (1999-2002) for the best four-year aggregate win total in WNBA history. Since taking over in 2010, Reeve's .694 winning percentage ranks first in league history, one of just three coaches to win at least 60% of their games (Van Chancellor, .655; Michael Cooper, .650).

Reeve guided the Lynx to the first championship in franchise history in 2011, being named the WNBA Coach of the Year after leading Minnesota to a league-best 27-7 regular season record. The Lynx made a 14-game improvement from 2010, marking the second-largest single-season win increase in WNBA history.

Reeve's coaching resume includes 26 years as both an assistant and a head coach at the collegiate and WNBA levels. In 2009, Reeve served as an assistant coach with the WNBA's Detroit Shock, and was promoted to the team's general manager position just three games into the season. Hired by three-time WNBA champion head coach Bill Laimbeer, Reeve joined the Shock coaching staff in 2006 and helped the franchise reach the WNBA Finals in each of her first three years, winning WNBA titles in 2006 and 2008. During her four years with Detroit, the team held an 87-49 win/loss record and won at least 18 games each season, including 24 in 2007. Reeve also served as the Shock's director of player personnel in 2008.

Reeve got her start in the WNBA with the Charlotte Sting in 2001 when she joined Anne Donovan's staff as an assistant coach. After posting an 8-24 record in 2000, Charlotte turned things around in Reeve's first year, going 18-14 en route to advancing to the WNBA Finals. Reeve spent the 2002 season again in Charlotte before joining Dan Hughes' coaching staff in Cleveland for the 2003 season. Reeve returned to the Sting in 2004 and 2005 before joining Detroit in 2006. In Reeve's nine years as an assistant in the WNBA, she compiled a .543 winning percentage (163-137 W/L), including seven postseason appearances and advancing to the WNBA Finals four times.



Before joining the WNBA coaching ranks, Reeve spent 12 years coaching collegiately, including a five-year stint as head coach at Indiana State from 1995-2000. Reeve guided the Sycamores to the program's first postseason berth in 20 years following the 1998-99 campaign.

Reeve also spent five years as an assistant coach at George Washington. During that time, the Colonials posted five 20-win seasons, captured three Atlantic 10 Conference Championships and appeared in four NCAA Tournaments. Reeve got her start in coaching at her alma mater, La Salle, as an assistant coach for two seasons.

As a player at La Salle, Reeve led the nationally-ranked Explorers to a 25-5 record in 1987-1988. She was named All-Metro Atlantic Conference and was an All-Big 5 selection as a senior. Reeve holds the school record for most games started (110) and ranks fourth on La Salle's career assist leader board (420).

Reeve excelled athletically and academically at La Salle, graduating with a degree in computer science/management information systems. A Rhodes Scholar nominee, Reeve received both a MAAC Scholar-Athlete Post Graduate Award and a NCAA Post-Graduate Scholarship in 1988. She went on to earn her master's degree in business administration from her alma mater while also serving two years as an assistant coach for the Explorers.





## ADMINISTRATION



**JIM PETERSEN**  
assistant coach

Jim Petersen completed his sixth season as the Lynx assistant coach in 2014. In 2009, Petersen was hired by then head coach Don Zierden as assistant coach, and remained behind the bench when Jennifer Gillom took over the reigns prior to the start of the season. New head coach Cheryl Reeve retained Petersen on her staff for the 2010 season.

With the Lynx, Petersen is responsible for the team's scouting efforts, talent evaluation, and player development with a focus on the post players.

In addition to his coaching duties with the Lynx, Petersen has spent the past 13 seasons with the Minnesota Timberwolves broadcast staff.

Petersen spent his eight-year NBA career (1984-92) with the Houston Rockets, Sacramento Kings and Golden State Warriors. Petersen finished with career averages of 6.9 ppg and 4.8 rpg in 491 games, 208 starts.

A native of Minneapolis, Petersen won the Minnesota Mr. Basketball award as a high school senior in 1980. Prior to his NBA playing and broadcasting careers, Petersen played four seasons for the University of Minnesota Golden Gophers, winning the Big Ten Championship in 1982.

After leaving the NBA, Petersen worked for the NBA Players Association in their player programs division, facilitating seminars in NBA locker rooms on topics such as AIDS awareness, substance abuse and career/financial planning for life after basketball.

Petersen currently resides in Wayzata along with his wife, Tika, and son, Sanjay.



**SHELLEY PATTERSON**  
assistant coach

The 2014 season was Patterson's fourth year as an Assistant Coach and third year with the Minnesota Lynx.

With the Lynx, Patterson provides support in opponent scout preparation and game planning as well as individual player development.

Prior to coming to the Lynx, Patterson, a 22-year coaching veteran in both the professional and collegiate ranks, spent the previous three years on Brian Agler's staff in Seattle. Prior to that, Patterson spent parts of eight years working in different capacities with five WNBA organizations.

Patterson began her career in Houston where she served as Director of Basketball Operations and won a WNBA Championship with the Comets during the 1999 WNBA season. She then spent four years (2000-2003) working as an assistant coach with the Indiana Fever before joining the coaching staff of the Phoenix Mercury in 2004.

In addition to her work in the WNBA, Patterson served as head coach for the National Women's Basketball League's Chicago Blaze in 2005 and worked as an assistant coach with the Philadelphia Rage of the ABL during the 1998-99 season.

Patterson began her coaching career in 1989 as a recruiting coordinator at Indiana State University and has held positions at Ohio University, the University of Arizona, Wake Forest and Dayton.



**CLARE DUWELIUS**  
basketball operations coordinator

The 2015 season will be Clare Duwelius' second season with the Minnesota Lynx.

As the Basketball Operations Coordinator, Duwelius is responsible for all of the day-to-day tasks of the basketball operations department, including the organizing of the team's travel arrangements, scheduling of team practices at home and on the road, facility setup for the Lynx and visiting teams, as well handling all uniform and equipment related tasks for the members of the Lynx basketball program.

A native of Des Moines, Iowa, Duwelius graduated from Wayne State College where she participated on the women's basketball team and earned her degree in Sports Management. Upon graduating, Duwelius went on to Southwest Minnesota State University and obtained her Master's in Business Administration degree while serving as the Graduate Assistant for the SMSU women's basketball team. During that time, Duwelius assisted in all operations of the program including practice planning, facility preparation, equipment managing, team travel, and video exchange.





## MEDICAL STAFF



**SHELDON BURNS**  
vice president of team medical services

Dr. Sheldon Burns returns for his 17th season as the only Medical Director the Minnesota Lynx have ever had, and his eighth as Vice President, Team Medical Services. A physician at Edina Family Physicians, Allina, Burns has been a Board Certified Specialist in Family Practice, Emergency Medicine and Sports Medicine.

His duties with the Lynx include serving as team physician, coordinating medical care and assisting in other club medical matters. Burns also serves as the Vice President of Team Medical Services for the Timberwolves. For his work with numerous NBA teams, Burns was named the National Basketball Trainers Association 2005 NBA Physician of the Year. He has served in various capacities in 7 Olympic Games. He has headed up the medical staff of the United States Team in World University Games and been a Deputy Medical Commissioner in three Olympic Games. He has enjoyed having the special opportunity with USA Basketball to serve as the team physician for many, many WNBA/NBA players/coaches in World/Olympic tournaments. Additionally, he has served as tournament physician for the Minnesota State High School League.

Burns is active in teaching sports medicine at Allina, Institute For Athletic Medicine, Tria, Twin City Orthopedics, and the University of Minnesota. He has lectured in four continents. In 2014 he was recognized as the Minnesota Family Physician of the Year and marked the 100th consecutive year his grandfather, aunt, and he have been family physicians to Minnesotans.

A native of Grand Meadow, Minn., he spent summers in Nisswa, Minn., Burns received his undergraduate degree from Hamline University and earned his medical degree in 1974 from the University of Minnesota Medical School.

Sheldon and Sharon reside in Edina, and together they have four daughters, a son, and seven grandchildren. They enjoy traveling to see their grandchildren and friends around the world.



**CHUCK BARTA**  
head athletic trainer

Chuck Barta returns for his ninth season as Head Athletic Trainer for the Minnesota Lynx. Barta brings more than two decades of experience as an athletic trainer to the Lynx staff, including 18 seasons with the Minnesota Vikings.

After earning his athletic training degree from the University of Wisconsin-LaCrosse in 1988, Barta joined the Minnesota Vikings as an assistant athletic trainer. Barta had spent the previous four seasons as a student athletic trainer during Vikings training camp. He also worked event coverage for the Institute for Athletic Medicine in Eden Prairie, Minn. He volunteered as the Minnesota Junior Olympics' athletic trainer and was interim athletic trainer for the University of Minnesota football team in the spring of 1989.

In 1996, Barta was honored as the Vikings were named the NFL Athletic Training Staff of the Year. In 2004 Barta was instrumental in developing the Safety Committee for the Vikings and worked to make the organization OSHA compliant. Barta was also a member of the NFL's cardiovascular health subcommittee. In 18 NFL seasons, including seven as the team's Head Athletic Trainer, Barta revolutionized the care and treatment of one of the NFL's most successful franchises.

Barta worked with the Vikings until January 2006 when a coaching change prompted a change in athletic training staffs. Since that time he worked with the USA Gymnastics medical team, as a Clinic Supervisor at the Fairview Sports & Orthopedic clinic in Blaine, Minn and consulted for HQ, Inc., makers of the Cortemp core body temperature monitoring system. In 2014, Barta was honored with the Fred Zamberletti Outstanding Athletic Trainer Award from the National Football Foundation and College Hall of Fame. Barta was a Project Manager at Fairview Health Services until February 2015. Since then he has assumed a new role with Mayo Clinic Sports Medicine Center where he is involved in rehabilitation and return to sport, as well as the Director of Team Health and Performance for Minnesota Lynx.

A native of Columbia Heights, Minn, Barta is a member of the National Athletic Trainers Association and Minnesota Athletic Trainers Association. He was vice president of the MATA from 1990-92 and served on the MATA Golf Tournament committee from 1993-02. He enjoys traveling, boating and fishing with his family as well as attending his children's athletic events. Barta, his wife Chris, son Brandon and daughter Mackenzie reside in Maple Grove, MN



**KATE TABER**  
assistant athletic trainer

Kate Taber starts her first year as Assistant Athletic Trainer for the Minnesota Lynx this season. Taber attended the University of Iowa where she received her Bachelor of Science degree in Athletic Training in May 2008. While at the Iowa she was a part of the Hawkeye Soccer Team. From there, Taber worked for 1 year as a Certified Athletic Trainer at AthletiCo Physical Therapy in Illinois before coming to Minnesota to attend graduate school.

While attending graduate school at the University of Minnesota, Taber worked with the Golden Gopher Baseball team that won the Big Ten Regular Season and Tournament Championship in 2010. Through her time with the Gopher Baseball team, Kate developed an interest in hip FAI treatment and rehabilitation.

Taber earned a Masters of Education in Sports Management in May 2011. After completing her master's degree she began working with the University of Minnesota Women's basketball team where she has been for the past 4 seasons. Taber worked hand in hand with the Strength & Conditioning staff, Sports Psychologists, physicians and other health care providers to create a cohesive sports medicine/performance group that was paramount in maintaining high quality health care for the student-athletes. While at Minnesota, Taber was instrumental in developing and implementing emergency preparedness plans and emergency kits for the Minnesota Athletic Department.

A native of Wheaton, Illinois, Taber is a member of the National Athletic Trainers Association and the Minnesota Athletic Trainers Association. She is currently the secretary of the MATA and has served on the Government Affairs Committee of the MATA since 2013. She enjoys traveling and recreational sports activities with family and friends.

Kate and her husband Brett currently reside in Robbinsdale, MN.





## MEDICAL STAFF



**NANCY CUMMINGS**  
team doctor

Nancy Cummings is in her 21st year of practice in orthopedic surgery and was recently recruited from Maine to join the Mayo Clinic Sports Medicine at Mayo Clinic Square. Dr. Cummings' interest in sports medicine began in high school where she was a standout basketball player. She went on to work as a student athletic trainer while also playing basketball at Bates College, and later graduated from Columbia University's College of Physicians and Surgeons where she was the recipient of the prestigious New York Orthopaedic Hospital Award. Dr. Cummings then went on to do an Orthopedic Surgery residency at Harvard University and a Sports Medicine Fellowship at the University of Massachusetts. She has served as the head team physician for the University of Maine Farmington, Carrabassett Valley Academy and the Lowell Spinners, a minor-league affiliate of the Boston Red Sox. She has also served as Director of the Carrabassett Medical Clinic at Sugarloaf USA, the largest ski area in New England. Additionally, she is an examiner for the American Board of Orthopaedic Surgery.

Dr. Cummings was raised in Wethersfield, Connecticut and recently re-located to Minneapolis. Dr. Cummings and her husband, Michael, have two children, Zachary and Sarah. She enjoys fly fishing and continues to play basketball.



**EMILY BEYER**  
team physical therapist

Emily Beyer is in her fourth season as team Physical Therapist for the WNBA's Minnesota Lynx. Beyer graduated with a Bachelor of Arts degree in Biology from the College of St. Benedict in 2005, where she played basketball as well as track and field. She obtained her Doctorate in Physical Therapy from the College of St. Catherine in 2009. In July 2010, she completed the Minnesota Sports Medicine Residency program where she was able to work with many of the local high school, college and professional teams in the Twin Cities. She became a Board Certified Clinical Specialist in Sports Physical Therapy in 2011. Emily worked as a sports physical therapist at the Institute for Athletic Medicine, Fairview at West Health and the University of Minnesota campuses until October 2014, when she joined Mayo Clinic Sports Medicine at Mayo Clinic Square in Minneapolis.

Beyer works closely with a number of the most respected team orthopedic surgeons, sports medicine physicians, sports physical therapists, and athletic trainers in the area to provide care to local high school, college and professional athletes. She works as the lead for the running performance program and is a specialist in the anterior cruciate ligament, throwing and return to sport programs at Mayo Clinic Square Sports Medicine Center in Minneapolis. She is collaborating locally and nationally on research regarding hip femoroacetabular impingement, hamstring, and anterior cruciate ligament injuries and has published on patellofemoral pain syndrome. She is an expert in athletes with hip, knee and shoulder injuries sustained in basketball, football soccer, track, volleyball, hockey, and dance. Beyer is a frequent presenter at sports medicine conferences both locally, regionally, and nationally and continues to serve as a faculty member for the Fairview Sports Medicine Residency.

Raised on a farm in Utica, Minnesota, Emily has been a member of the American Physical Therapy Association as well as a Sports Section Member since 2006. She currently lives in Plymouth and enjoys traveling, cabin weekends, spending time with her family and friends, playing sand volleyball, basketball, and running.



## LYNX FRONT OFFICE STAFF



**CARLEY KNOX**  
Director of Business  
Operations



**STEVE BENO**  
Director of Premium  
Seating and Lynx  
Ticket Sales



**ASHLEY CARLSON**  
Public Relations Manager



**AMY KUEHN**  
Marketing Manager




**AMANDA COLLINS**  
Community Relations  
Manager



**ERIN HENNING**  
Sr. Account Executive



**MATT CORNERS**  
Account Executive



**EMMA SANDSTROM**  
Account Executive



**TIGE HUTCHINSON**  
Account Representative




**MATT TERRY**  
Account Representative



**MICAELA ERICKSON**  
Account Representative



**KYLE BURNS**  
Account Representative



**CHELSEY NELSON**  
Fan Experience Specialist



**TARA SMITH**  
Fan Experience  
Executive



**WHITNEY FISHER**  
Fan Experience  
Specialist



## MAYO CLINIC STAFF



**JONATHAN FINNOFF**  
**D.O.**

- Medical Director for Mayo Clinic Square, Sports Medicine Center
- Physical Medicine and Rehabilitation and Sports Medicine
- Former professional athlete and expert in non-surgical treatment of sports injuries
- Team Physician, Minnesota Timberwolves and Lynx
- Head Team Physician, Nordic Combined Team (ski jumping and cross country skiing)
- Team Physician, US Ski and Snowboard Team
- 2014 Winter Olympics Team Physician
- Medical Director of Athlete's Clinic for 2002 Winter Olympics
- Medical Director for numerous marathons, ultra-distance triathlons, bike races, adventure races, and 2013 U.S. Freestyle Skiing National Championships
- Expert in regenerative medicine (e.g., stem cells and growth factors), diagnostic and interventional ultrasound procedures, minimally invasive ultrasound-guided surgery, muscle, tendon, ligament and joint injuries
- Published over 80 research articles and book chapters on Sports Medicine-related topics.



**DIANE DAHM**  
**M.D.**

- Orthopedic Surgery
- Team Physician, Minnesota Twins
- Team Physician, Minnesota Timberwolves
- Winter Olympics Team Physician 2002
- Head venue physician, World Baseball Classic Panama Qualifier, 2012
- Team Physician, USA Basketball, Men's U17 World Championships, Kaunas, Lithuania 2012
- Team Physician, USA Basketball, Women's National Team Pre-Olympic Training, Naples, Italy 2011
- Expert in complex shoulder repair reconstruction for instability and capsulolabral pathology, knee reconstruction for patellofemoral instability and arthritis, shoulder and knee injuries specific to the throwing athlete, and shoulder and knee injuries in skeletally-immature patients.
- Examples of research interests include patellofemoral instability and arthritis, ACL reconstruction, shoulder instability in young athletes, and knee injuries in Major League Baseball players.



**CHRIS FJOSNE**  
**PT, DPT, OCS**

- Doctorate in Physical Therapy
- APTA Board Certified Orthopaedic Specialist
- Golf Program-Mayo Clinic Square Lead
- Running/Sports Fitness/ACL Injury Prevention team member-Mayo Clinic Sports Medicine in Minneapolis
- APTA Credentialed Clinical Instructor



**AARON HELLEM**  
**PT, DPT, CSCS**

- Doctorate in Physical Therapy
- Certified Strength and Conditioning Specialist
- Baseball/Softball Program – Mayo Clinic Square Lead
- Running/ACL Injury Prevention/Return-to-Sport team member – Mayo Clinic Sports Medicine in Minneapolis
- Research interests: musculoskeletal ultrasound, overhead athletes, biomechanics



## EXOS PERFORMANCE TEAM AT MAYO CLINIC SPORTS MEDICINE



**JENNIFER NOILES**  
**BSC., BAH., BPHE, CSCS**

- EXOS Performance Director
- Certified Strength & Conditioning Specialist
- StrongFirst Level 1 KB Instructor
- XPS Certified, FMS Level 1 & 2 Certified
- Experience with a wide variety of athletes: professional, tactical, youth, & corporate
- Areas of focus: baseball & hockey at both the youth and professional level
- Former EXOS Texas Performance Manager & EXOS Internal Education Manager
- Collegiate Lightweight Rower



**LUKE COREY**  
**RD/LDN**

- EXOS Performance Nutritionist
- XPS Certified
- Expert in sports nutrition, weight management & general wellness
- Experienced in providing fueling & nutrition strategies for various amateur/professional athletes & teams
- Former Collegiate Varsity Soccer Player
- Former Collegiate Head Soccer Coach



**ADAM MARONDE**  
**MS, CSCS**

- EXOS Performance Manager
- Certified Strength and Conditioning Specialist
- XPS Certified
- Areas of focus: football, baseball, basketball, volleyball, & wrestling
- Former Strength and Conditioning Coach in Seattle Mariners Organization
- Former Director of Strength and Conditioning for the Minnesota Storm Senior Level Greco Roman Wrestling Program
- Former Director of Strength and Conditioning at Augsburg College in Minneapolis



**CALIN BUTTERFIELD**  
**BS, CSCS**

- EXOS Performance Specialist
- Certified Strength and Conditioning Specialist
- XPS Certified, FMS Level 1 Certified, USA-Weightlifting Level 1
- Experience with MLB/MiLB, NHL, NFL, Paralympian, MLS/Pro Soccer athletes
- Experience with NCAA Division I-II athletes; football, baseball, volleyball, soccer, basketball, track & field, & lacrosse
- Previously Performance Specialist at Fort Bragg, NC with USASOC Special Forces
- Previously Performance Specialist at adidas (sic) North American Headquarters in Portland, OR



## TARGET CENTER STAFF

Jerry Abell	Manager, Production
Wendy Almquist	Exec Asst/Office Mgr
Nancy Bach	Event Custodial Supervisor
David Balcer	Director, Ticketing
Scott Beine	Manager, Custodial
Tom Bolstad	Lead Stagehand/Stage Mgr
Mark Christopherson	Electrician
Courtney Dveris	Director, Marketing
Dave Dvorak	Maintenance Tech I
Emily Emilien	Manager, Guest Services
Jane Espenson	Director, Human Resources
Nancy Fortney	Manager, Events
Sara Grunewald	Asst. Director, Ticketing
Barbara Hoffmann	Director, Hospitality
Katrina Jaeger	Manager, Marketing
Justin Johnson	Manager, Security
Aaron Liepins	Director, Security
Lynne Major	Group Marketing Assistant
Cheri Martin	Premium & Group Ticket Sales Rep
Steve Mattson	VP/General Manager
Bruce Mettner	Security Officer
Reginald Monroe	Security Officer
Kevin Moore	Maintenance Tech I
Mitch Newhouse	Manager, Media Technology
Felipe Patterson	Security Officer
Dan Rehberg	Security Officer
Tom Reller	Sr. Director, Operations
Dave Schmid	Director, Finance
Lori Schweder	Lead Ticket Seller
Jerry Skinaway	Supervisor, Conversion
Curvell Smith	Conversion Crew Lead
Eric Stegmueller	Lead Custodian
Rick Stepanek	Lead Maintenance Tech
Karen Swan	Manager, Group Marketing
Sandy Sweetser	Sr. Director, Event Services and Marketing
Megan TeBrake	Manager, Hospitality
Joel Tenner	Maintenance Tech I
Daniel Walton	Staff Accountant
Andy Warg	Director, Booking
Duane Weaver	Security Officer
Mitchell Williams	Security Officer
Nicole Wirkler	Box Office Supervisor





# PROWL

Prowl is a fun-loving character that entertains and energizes the crowd during Lynx games at Target Center. With his zany antics and high-flying dunks, Prowl whips Lynx fans into a frenzy.

Prowl makes countless appearances throughout the year in all corners of Minnesota. Be it a birthday party, a classroom, retail promotions, school fundraiser, corporate events, parades, and even wedding receptions, Prowl is the perfect way to bring life to any event.

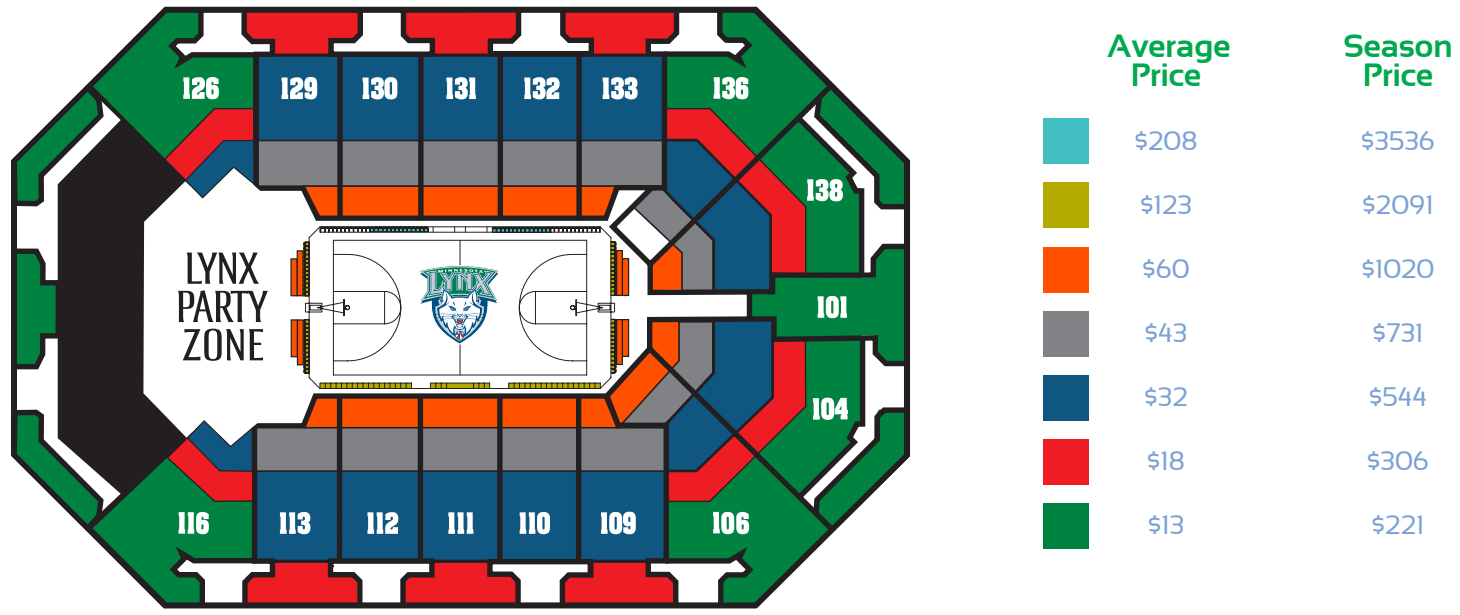
If you would like to schedule Prowl, please call the Prowl coordinator at 612.673.8370, or e-mail your questions to [prowl@lynxbasketball.com](mailto:prowl@lynxbasketball.com).



HEIGHT	_____	5' 12"
WEIGHT	_____	75 LBS
VERTICAL LEAP	_____	12' (with trampoline)
FAVORITE MOVIE	_____	The Lynx Movie
FAVORITE BOOK	_____	Forest Cats of North America
FAVORITE DUNK	_____	Two-handed Windmill



# MAP & MEMBERSHIP PRICING



For more information regarding membership or group tickets call **612.673.8400**.

For individual game tickets visit [lynxbasketball.com/lynxtix](http://lynxbasketball.com/lynxtix).

# MEDIA



LYNX UNLEASHED





## PUBLIC RELATIONS & BROADCAST



### BRAD RUITER

#### Vice President of Communications

Brad Ruiters is entering his second season as the team's vice president of communications. In this position, he is responsible for providing leadership and strategic direction to the public relations, broadcast and community relations departments.

Ruiters has more than 20 years of experience in the public relations and sports industries. He began his career as the Associate Director of Media Relations for the University of Minnesota Athletics Department, a position he held for nearly eight years. Ruiters also was Director of Communications for the Minnesota Twins where he managed the team's media relations efforts and communications strategies.

Ruiters also was Director of Communications and Marketing for the Minnesota Bankers Association and Group Manager for the public relations firm Weber Shandwick. Most recently, Ruiters worked as an independent media consultant, completing public relations and communications initiatives for a variety of local and regional companies.

A native of Clara City, Minn., Ruiters graduated from the Northwestern College (Minn.) with a degree in sports management. Ruiters volunteers his time serving as Vice President on the Board of Directors for the Eagan Athletic Association, where he also coaches youth baseball and basketball. He is also actively involved at Peace Church in Eagan as a Sunday School teacher and a member of the outreach/promotion team.

Ruiters and his wife Sara, son Griffin (11), and daughter Meredith (9), reside in Eagan, Minn.



### ASHLEY CARLSON

#### Public Relations Manager

Ashley Carlson is entering her second season as the Public Relations Manager of the Minnesota Lynx. She joined the Timberwolves and Lynx organization prior to the 2012-13 NBA season, spending a season with the Timberwolves as a PR Associate before becoming the Lynx PR Associate during the 2013 championship run. As Public Relations Manager, Carlson is responsible for handling all local and national media requests involving players, coaches and front office personnel.

Prior to joining the Timberwolves and Lynx Organization, Carlson previously worked with the University of Iowa Athletic Communications Department as an undergraduate assistant for three years. During her time with the Hawkeyes she served as the primary media contact for the men's and women's swimming and diving team and the women's rowing team, including planning and coordinating all media duties for the 2012 Men's and Women's Swimming and Diving Big Ten Championships.

Carlson graduated from the University of Iowa with a bachelor's degree in Journalism and Mass Communications and Sports Studies. She currently resides in Burnsville, Minn.



### KARA HILLE

#### Public Relations Associate

Kara Hille is entering her first season as the Lynx Public Relations Associate. She joined the Minnesota Timberwolves and Lynx organization in 2014, serving as a Public Relations Assistant for the Timberwolves for the 2014-15 season. In her current position, she is responsible for assisting in day-to-day efforts of the public relations department, including facilitating interviews at practices, composing community and marketing press releases and handling additional PR duties.

Prior to joining the Timberwolves and Lynx Organization, she served as the communications intern with the U.S. Olympic Committee in Colorado Springs, Colo., where she facilitated athlete interviews, coordinated media visits to the Olympic Training Center and created feature and statistical content for Team USA for the 2014 Olympic Winter Games in Sochi. Her athletic administration experience also includes serving three years as an undergraduate intern for the UMD Bulldogs, focused primarily in men's hockey, where she handled sponsorship agreements and managed game night operations.

Hille graduated from the University of Minnesota Duluth in 2013 with a bachelor's degree in Communication. She currently resides in Minnetonka, Minn.



### JOHN FOCKE

#### Radio Play-By-Play Announcer & Executive Producer

The 2015 season is John Focke's first season as the play-by-play announcer for all Minnesota Lynx games. Focke joined the Minnesota Lynx Radio Network as producer and studio host before the start of the 2008 season. Beginning in 2012, Focke also acted as play-by-play announcer for Minnesota Lynx road games. He is also the producer and studio host for all Timberwolves games.

Prior to joining the Lynx, Focke was the voice of Northern Michigan University Hockey as well as the host of the University's football and basketball pregame, half-time and post game shows, in addition to providing color commentary for the games. A native of St. Paul, Focke graduated from Ohio University in 2002 before starting his career as a sports director at KATE Radio in Albert Lea, MN where he called play by play for the local high school and covered the Wolves, Twins, Vikings, Wild and Gophers.

Focke also spent a year with the Minnesota Wild as a part time producer with their Radio Network.



### MARNEY GELLNER

#### Television Play-By-Play Announcer

For the sixth consecutive season, Marney Gellner will serve as the television play-by-play announcer during Fox Sports North's six telecasts in 2015.

Gellner joined FOX Sports North in October 2002 as the pregame show host and court-side reporter for the network's Minnesota Timberwolves telecasts. Gellner is also a sideline reporter and pregame/postgame host for Minnesota Twins and Minnesota Wild broadcasts, as well as Golden Gopher men's hockey telecasts.

Gellner was born and raised in North Dakota, and graduated from the University of Mary in Bismarck, ND where she played volleyball and softball.

Gellner lives in Carver, Minn. with her husband, Matt and their son, Grady (born in March 2008) and daughter, Finley (born in March 2010).



### LEA B. OLSEN

#### Television Color Analyst

Olsen begins her seventh year as the Lynx television color analyst for Fox Sports North. Olsen previously served as the Wolves sideline reporter on KSTC broadcasts. Olsen also spent seasons working on ESPN's WNBA broadcasts. In addition, Olsen is the television analyst for the Minnesota State Girls High School Basketball Tournament and the host for the Minnesota Boys High School Basketball Tournament.

A former basketball player and tri-captain for the Golden Gophers, Olsen received the Patty Berg Award for Academics as well as the FastBreak Award and Coaches Award for her effort both on and off the court. She graduated with a B.A. in journalism and mass communications from the University of Minnesota in 1990.

A native Minnesotan, Olsen attended Minneapolis South High School and played one year of basketball earning all-city and all-conference honors while leading the team in rebounding. Olsen currently resides in southwest Minneapolis with her husband Elliot and their children, Jada and Will.





## MEDIA INFORMATION

### CREDENTIALS

Press seating at Lynx home games at Target Center is available to accredited media at tables located courtside, in the court-level auxiliary media section. Single-game credentials must be requested no later than noon the day before the game (Friday at 5:00 p.m. for Sunday and Monday games). Requests should be made via e-mail (acarlson@lynxbasketball.com) or phone (612-673-1208) to Lynx Public Relations Manager Ashley Carlson. Fax requests will also be accepted at (612) 673-8407. Credentials are good for admittance to Target Center, the arena floor, the locker rooms, the media work room and the media dining room. Those requesting single-game credentials will be seated on a first-come, first-served basis. Those holding Lynx or WNBA season credentials may enter the building through the Target Center Media Entrance located at the corner of Sixth St. and Second Ave. Single-game credentials may also be picked up at the Media Entrance. ALL MEDIA WILL BE REQUIRED TO PRESENT A PHOTO IDENTIFICATION PRIOR TO RECEIVING THEIR CREDENTIALS. ALL BAGS ARE SUBJECT TO INSPECTION PRIOR TO RECEIVING A CREDENTIAL. Media members holding season passes should notify the public relations department if planning to cover a game in order to reserve seating. A media credential cannot be used to sit in spectator seating areas.

### DINING ROOM

Accredited media is offered a \$10 concession stand voucher, redeemable at any of Target Center's concession stands. Dining room usage will be limited to members of the media with valid Lynx or WNBA media passes. It is impossible to accommodate family members, friends, guests or others. ANY ABUSE OF DINING ROOM PRIVILEGES WILL CAUSE FORFEITURE OF YOUR MEDIA PASS.

### SERVICES

Complete statistics, along with pregame media notes, lineup information regarding injuries and other pertinent facts, will be furnished by the Lynx public relations department. Play-by-play sheets, halftime and final box scores and postgame coach/player quotes will be delivered to working media areas. There are sufficient electrical outlets available, and telephones are located at various points along press row and in the media work room. Preference for telephone use will be given to writers and broadcasters filing stories on deadline. The Lynx also provide one fax machine, which is available for complimentary use by working media.

### PHOTOGRAPHERS

Only those photographers on assignment will be allowed space on the floor, and their media credentials must be worn prominently at all times. Credentials are good for admittance to Target Center, the arena floor, media work room and media dining room. Photographers are only allowed within the designated photographers area at each end of the court, unless permission is granted through the Lynx public relations department to shoot in other areas of the arena. Spaces will be reserved for local dailies and wire service photographers. Other spaces are available on a first-come, first-served basis. Positions may be switched or rotated upon agreement of all parties involved. Professional courtesy should apply in all cases. ALL BAGS ARE SUBJECT TO INSPECTION PRIOR TO RECEIVING A CREDENTIAL.

### LOCKER ROOM

Both the Lynx and visitors locker rooms will be opened 90 minutes before game time and will remain open until 60 minutes before the contest begins. For example, locker rooms will be open from 5:30 p.m. - 6:00 p.m. for a 7:00 p.m. game. Both locker rooms will re-open 10 minutes after the game. Cell phone use inside WNBA locker rooms is prohibited.

### COURTESY

Your cooperation is requested in maintaining a working atmosphere in the media room, at courtside and in the locker room areas. During postgame interviews, preference for obtaining players and coaches will be given to game broadcast crews conducting live postgame shows, newspapers writing on deadline and television stations conducting live reports.

### 2015 WNBA KEY DATES

<b>May 17</b>	Training Camp Begins
<b>May 22</b>	Preseason Games Begin
<b>June 2</b>	Last Possible Date for Preseason Games
<b>June 4</b>	Final Roster Cut-Down Date (5:00 p.m. EDT)
<b>June 5</b>	Regular Season Begins
<b>July 25</b>	Boost Mobile WNBA All-Star 2015, 3:30 p.m. on ABC
<b>August 13</b>	Trade Deadline (8:00 p.m. ET)
<b>September 13</b>	Regular Season Ends
<b>September 17</b>	WNBA Playoffs presented by Boost Mobile begin
<b>Sept. 24 - 29</b>	Eastern and Western Conference Finals
<b>October 6</b>	WNBA Finals Begins
<b>October 14</b>	Last Possible WNBA Finals Date



## WNBA TEAM PR CONTACTS

### ATLANTA DREAM

PR Contact: Brad Gust  
Email: [brad.gust@atlantadream.net](mailto:brad.gust@atlantadream.net)  
678-510-7396 (office); 404-915-3383 (cell)

### CHICAGO SKY

PR Contact: Lauren Niemiera  
Email: [lniemiera@chicagosky.net](mailto:lniemiera@chicagosky.net)  
312-994-5984 (office); 708-846-9778 (cell)

Additional PR Contact: Michelle Henstock  
Email: [mhenstock@chicagosky.net](mailto:mhenstock@chicagosky.net)  
312-994-5981 (office); 606-776-1122 (cell)

### CONNECTICUT SUN

PR Contact: Bill Tavares  
Email: [btavares@connecticutsun.com](mailto:btavares@connecticutsun.com)  
860-862-4073 (office); 860-961-0240 (cell)

Additional PR Contact: Jen Hildebrand  
Email: [jhildebrand@connecticutsun.com](mailto:jhildebrand@connecticutsun.com)  
860-862-4087 (office); 860-961-2245 (cell)

### INDIANA FEVER

PR Contact: Kevin Messenger  
Email: [kmessenger@pacers.com](mailto:kmessenger@pacers.com)  
317-917-2844 (office); 317-370-3437 (cell)

### LOS ANGELES SPARKS

PR Contact: Stacey Mitch  
Email: [smitch@la-sparks.com](mailto:smitch@la-sparks.com)  
213-929-1313 (office); 312-550-9048 (cell)

### MINNESOTA LYNX

PR Contact: Ashley Carlson  
Email: [acarlson@lynxbasketball.com](mailto:acarlson@lynxbasketball.com)  
612-673-1208 (office); 651-587-1647 (cell)

### NEW YORK LIBERTY

PR Contact: Vincent Novicki  
Email: [vincent.vovicki@thegarden.com](mailto:vincent.vovicki@thegarden.com)  
212-465-5962 (office); 908-902-1621 (cell)

### PHOENIX MERCURY

PR Contact: John Steinmiller  
Email: [jsteinmiller@phoenixmercury.com](mailto:jsteinmiller@phoenixmercury.com)  
602-379-7930 (office); 414-364-7722 (cell)

Additional PR Contact: Rebecca Clark  
Email: [rclark@phoenixmercury.com](mailto:rclark@phoenixmercury.com)  
602-379-7560 (office); 602-503-2851 (cell)

### SAN ANTONIO STARS

PR Contact: Preston Petri  
Email: [ppetri@attcenter.com](mailto:ppetri@attcenter.com)  
210-444-5738 (office); 210-365-9439 (cell)

### SEATTLE STORM

PR Contact: Kimberly Veale  
Email: [kveale@stormbasketball.com](mailto:kveale@stormbasketball.com)  
206-272-2706 (office); 510-599-9674 (cell)

### TULSA SHOCK

PR Contact: Eric Newendorp  
Email: [enewendorp@tulsashock.net](mailto:enewendorp@tulsashock.net)  
918-949-9707 (office); 918-549-5037 (cell)

### WASHINGTON MYSTICS

PR Contact: Ketsia Colimon  
Email: [Kcolimon@monumentalsports.com](mailto:Kcolimon@monumentalsports.com)  
202-527-7535 (office); 571-235-6305 (cell)



## 2015 TRAVEL PARTY

CHERYL  
REEVE



HEAD COACH

JIM  
PETERSEN



ASSISTANT COACH

SHELLEY  
PATTERSON



ASSISTANT COACH

CHUCK  
BARTA



HEAD ATHLETIC  
TRAINER

JOHN  
FOCKE



RADIO PLAY-BY-  
PLAY & EXECUTIVE  
PRODUCER

ASHLEY  
CARLSON



LYNX PR  
MANAGER

CLARE  
DUWELIUS



BASKETBALL  
OPERATIONS  
COORDINATOR

SEIMONE  
AUGUSTUS



GUARD

REBEKKAH  
BRUNSON



FORWARD

ANNA  
CRUZ



GUARD

DAMIRIS  
DANTAS



FORWARD

RESHANDA  
GRAY



FORWARD

ASJHA  
JONES



GUARD

TRICIA  
LISTON



FORWARD

MAYA  
MOORE



FORWARD

JENNIFER  
O'NEILL



GUARD

DEVEREAUX  
PETERS



FORWARD

LINDSAY  
WHALEN



GUARD

MONICA  
WRIGHT



GUARD



# 2014 SEASON



LYNX UNLEASHED



# 2014 TEAM ROSTER



No.	Player	Pos	Ht	Wt	Birthdate	College	Yrs
33	Seimone Augustus	G	6-0	166	04/30/1984	LSU	8
32	Rebekkah Brunson	F	6-3	184	12/11/1981	Georgetown	10
33	Damiris Dantas	F	6-4	190	11/17/1992	Brazil	R
20	Tricia Liston	F	6-0	181	02/20/1991	Duke	R
4	Janel McCarville	F/C	6-2	215	11/03/1982	Minnesota	7
3	Nadirah McKenith	G	5-7	155	09/06/91	St. John's (NY)	1
23	Maya Moore	F	6-0	176	06/11/1989	Connecticut	3
14	Devereaux Peters	F	6-2	167	10/08/1989	Notre Dame	2
31	Asia Taylor	F	6-1	165	08/22/1991	Louisville	R
13	Lindsay Whalen	G	5-9	161	05/09/1982	Minnesota	10
5	Tan White	G	5-7	154	09/27/1982	Mississippi State	9
22	Monica Wright	G/F	5-10	170	07/15/1988	Virginia	4

**Head Coach:** Cheryl Reeve (LaSalle)  
**Assistant Coaches:** Jim Petersen (Minnesota), Shelley Patterson (Washington State)  
**Trainers:** Chuck Barta (Wisconsin-La Crosse), Keith Uzpen (Minnesota State-Mankato)

# 2014 STARTING LINEUPS

Game #s	Forward	Forward	Center	Guard	Guard	Rec
1-12, 14-16	M.Moore	Dantas	McCarville	Whalen	Augustus	11-4
13	M.Moore	Dantas	McCarville	Whalen	White	0-1
17-23	M.Moore	Dantas	McCarville	Whalen	Wright	6-1
24, 33	M.Moore	Brunson	McCarville	Whalen	Wright	1-1
25-32, 34	M.Moore	Brunson	McCarville	Whalen	Augustus	7-2



## 2014 FINAL STATISTICS

PLAYER	G	GS	MIN	Field Goals			3-Point FG			Free Throws			Rebounds				PF	DQ	STL	TO	BLK	PTS	AVG
				FG	FGA	PCT	FG	FGA	PCT	FT	FTA	PCT	OFF	DEF	TOT	AST							
M. Moore	34	34	1181	295	613	.481	62	185	.335	160	181	.884	72	204	276	116	87	0	64	81	28	812	23.9
Augustus	24	24	749	170	333	.511	12	36	.333	44	52	.846	13	74	87	58	23	0	10	39	2	396	16.5
Whalen	34	34	1040	180	375	.480	1	10	.100	117	152	.770	21	121	142	189	55	0	29	62	2	478	14.1
McCarville	34	34	920	107	234	.457	8	24	.333	48	65	.738	38	126	164	105	79	1	41	58	29	270	7.9
Brunson	11	11	303	32	81	.395	0	0	---	15	21	.714	27	63	90	17	20	0	3	10	8	79	7.2
Dantas	30	23	655	71	139	.511	1	1	1.000	38	50	.760	46	106	152	36	62	0	15	24	11	181	6.0
Wright	24	3	441	52	124	.419	5	18	.278	31	42	.738	6	46	52	50	51	1	17	36	8	140	5.8
White	34	1	604	64	160	.400	22	66	.333	17	23	.739	11	51	62	38	68	0	30	31	5	167	4.9
Peters	28	0	504	54	122	.443	0	0	---	14	19	.737	31	72	103	48	69	0	22	30	28	122	4.4
A. Taylor	22	0	173	21	40	.525	0	0	---	18	24	.750	12	18	30	10	34	0	4	16	0	60	2.7
Liston	25	0	181	18	45	.400	14	30	.467	4	6	.667	3	25	28	8	13	0	1	3	3	54	2.2
L. Moore	12	0	102	3	15	.200	3	9	.333	4	6	.667	0	9	9	14	9	0	4	3	0	13	1.1
McKenith	6	0	24	1	4	.250	0	0	---	2	2	1.000	0	4	4	1	2	0	1	1	0	4	0.7
<b>LYNX</b>	<b>34</b>	<b>-</b>	<b>6875</b>	<b>1068</b>	<b>2285</b>	<b>.467</b>	<b>128</b>	<b>379</b>	<b>.338</b>	<b>512</b>	<b>643</b>	<b>.796</b>	<b>280</b>	<b>919</b>	<b>1199</b>	<b>690</b>	<b>572</b>	<b>2</b>	<b>241</b>	<b>419</b>	<b>124</b>	<b>2276</b>	<b>81.6</b>
<b>OPPONENTS</b>	<b>34</b>	<b>-</b>	<b>6875</b>	<b>990</b>	<b>2339</b>	<b>.423</b>	<b>216</b>	<b>625</b>	<b>.346</b>	<b>428</b>	<b>548</b>	<b>.781</b>	<b>308</b>	<b>799</b>	<b>1107</b>	<b>600</b>	<b>632</b>	<b>2</b>	<b>230</b>	<b>440</b>	<b>140</b>	<b>2624</b>	<b>77.2</b>

PLAYER	Single-Game Highs							Average Per Game							Career Highs (C=Set, T=Tied This Season)						
	MIN	REB	AST	ST	TO	BL	PTS	MIN	REB	AST	STL	TO	BLK	PTS	FG	FGA	FT	FTA	REB	AST	PTS
M. Moore	46	13	7	5	6	4	48	34.7	8.1	3.4	1.88	2.4	0.82	23.9	16C	30C	11T	13C	16	8	48C
Augustus	42	8	6	2	5	1	26	31.2	3.6	2.4	0.42	1.6	0.08	16.5	16	28	14	15	9	10	39
Whalen	46	9	10	4	6	2	26	30.6	4.2	5.6	0.85	1.8	0.06	14.1	13	23	13	16	12	14	33
McCarville	36	12	8	6	4	3	22	27.0	4.8	3.1	1.21	1.7	0.85	7.9	14	22	9	12	13	8C	33
Brunson	36	12	3	2	3	2	17	27.5	8.2	1.5	0.27	0.9	0.73	7.2	13	18	10	13	20	5	32
Dantas	40	12	5	3	3	2	17	21.8	5.1	1.2	0.50	0.8	0.37	6.0	7C	10C	5C	6C	12C	5C	17C
Wright	32	5	7	5	3	2	17	18.4	2.2	2.1	0.71	1.5	0.33	5.8	12	23	9	12	9	7T	32
White	35	6	5	4	4	2	17	17.8	1.8	1.1	0.88	0.9	0.15	4.9	10	19	11	13	10	7	26
Peters	29	10	6	5	3	4	12	18.0	3.7	1.7	0.79	1.1	1.00	4.4	6T	11T	6	8	13	6T	18
A. Taylor	18	4	2	1	2	0	10	7.9	1.4	0.5	0.18	0.7	0.00	2.7	4C	6C	5C	7C	4C	2C	10C
Liston	19	4	3	1	1	2	9	7.2	1.1	0.9	0.04	0.1	0.12	2.2	3C	6C	2C	2C	4C	3C	9C
L. Moore	18	3	3	2	1	0	4	8.5	0.8	1.2	0.33	0.3	0.00	1.1	2	5	2T	2T	3T	3T	5
McKenith	10	2	1	1	1	0	2	4.0	0.7	0.2	0.17	0.2	0.00	0.7	4	8	3	4	4	3	11
<b>LYNX</b>	<b>250</b>	<b>49</b>	<b>29</b>	<b>14</b>	<b>24</b>	<b>10</b>	<b>112</b>	<b>202.2</b>	<b>35.3</b>	<b>20.3</b>	<b>7.09</b>	<b>12.3</b>	<b>3.65</b>	<b>81.6</b>	<b>44</b>	<b>95</b>	<b>37</b>	<b>45</b>	<b>53</b>	<b>30</b>	<b>124</b>
<b>OPPONENTS</b>	<b>250</b>	<b>42</b>	<b>26</b>	<b>16</b>	<b>20</b>	<b>10</b>	<b>108</b>	<b>202.2</b>	<b>32.6</b>	<b>17.6</b>	<b>6.76</b>	<b>12.9</b>	<b>4.12</b>	<b>77.2</b>	<b>47</b>	<b>96</b>	<b>42</b>	<b>55</b>	<b>56</b>	<b>30</b>	<b>127</b>



## 2014 OFFENSIVE GAME-BY-GAME STATISTICS

Date	Opponent	Field Goals			3-Point FG			Free Throws			Rebounds			OFF	DEF	TOT	AST	PF	STL	TO	BLK	PTS
		W/L	G	MIN	FG	FGA	PCT	FG	FGA	PCT	FT	FTA	PCT									
May 16	@ Washington	W	1	200	34	69	.493	3	10	.300	18	27	.667	11	33	44	24	11	5	10	3	89
May 18	CONNECTICUT	W	1	225	35	73	.479	4	10	.400	16	19	.842	10	28	38	18	17	14	24	3	90
May 23	@ Tulsa	W	1	200	35	66	.530	6	11	.545	18	22	.818	8	27	35	17	21	5	14	0	94
May 24	NEW YORK	W	1	200	30	65	.462	6	12	.500	21	24	.875	6	22	28	19	15	9	12	2	87
May 26	@ Chicago	W	1	200	29	68	.426	2	8	.250	15	16	.938	8	31	39	16	13	8	8	0	75
May 30	SAN ANTONIO	W	1	200	33	66	.500	4	10	.400	18	24	.750	9	26	35	18	17	11	11	3	88
June 1	@ San Antonio	W	1	200	36	69	.522	5	14	.357	10	13	.769	9	25	34	24	17	7	11	2	87
June 6	@ Seattle	L	1	200	25	60	.417	1	13	.077	11	12	.917	7	23	30	11	16	9	13	2	62
June 8	@ Los Angeles	W	1	200	32	69	.464	2	10	.200	19	25	.760	11	26	37	19	18	8	15	3	85
June 13	@ Atlanta	L	1	200	28	67	.418	6	21	.286	20	22	.909	9	27	36	22	20	9	13	3	82
June 15	PHOENIX	L	1	200	30	75	.400	6	20	.300	6	9	.667	10	25	35	18	15	5	10	1	72
June 17	@ Los Angeles	W	1	200	37	58	.638	7	13	.538	13	19	.684	6	22	28	26	20	8	16	2	94
June 18	@ Phoenix	L	1	200	33	70	.471	3	16	.188	10	12	.833	4	18	22	16	18	6	6	4	79
June 20	WASHINGTON	W	1	200	32	69	.464	5	10	.500	6	7	.857	7	31	38	22	17	7	10	3	75
June 22	INDIANA	W	1	200	31	54	.574	2	6	.333	19	21	.905	1	24	25	20	16	8	19	6	83
June 27	@ Seattle	L	1	200	27	68	.397	3	10	.300	14	21	.667	9	19	28	12	18	8	6	2	71
June 29	SEATTLE	W	1	200	28	64	.438	1	9	.111	17	20	.850	11	30	41	22	11	11	19	7	74
July 3	SAN ANTONIO	W	1	200	28	63	.444	7	13	.538	28	34	.824	6	22	28	21	21	9	7	4	91
July 6	@ New York	L	1	200	31	70	.443	5	14	.357	13	17	.765	9	22	31	20	13	10	11	3	80
July 8	LOS ANGELES	W	1	200	33	61	.541	3	10	.300	14	15	.933	1	32	33	27	18	3	8	10	83
July 10	@ Tulsa	W	1	200	33	60	.550	3	12	.250	22	28	.786	7	28	35	26	17	7	13	1	91
July 13	SEATTLE	W	1	200	31	65	.477	3	9	.333	12	16	.750	12	34	46	21	18	8	17	7	77
July 16	TULSA	W	1	200	34	70	.486	2	10	.200	23	27	.852	8	23	31	21	22	11	8	5	93
July 22	ATLANTA	W	1	250	42	86	.488	8	14	.571	20	23	.870	9	35	44	29	25	6	23	8	112
July 25	SAN ANTONIO	W	1	200	36	66	.545	1	9	.111	15	18	.833	7	27	34	23	15	4	11	8	88
July 27	@ Connecticut	W	1	200	31	64	.484	4	6	.667	10	15	.667	9	32	41	21	16	8	12	3	76
July 31	PHOENIX	W	1	200	29	77	.377	4	11	.364	13	20	.650	11	37	48	19	22	8	13	5	75
Aug. 2	@ Tulsa	W	1	200	33	69	.478	6	11	.545	12	12	1.000	8	30	38	23	14	6	14	3	84
Aug. 5	@ Indiana	W	1	200	27	68	.397	1	11	.091	11	13	.846	13	28	41	18	15	3	12	4	66
Aug. 7	CHICAGO	W	1	200	28	71	.394	0	7	.000	18	28	.643	8	27	35	18	9	8	6	6	74
Aug. 9	@ Phoenix	L	1	200	32	66	.485	6	11	.545	10	13	.769	7	27	34	12	17	4	11	3	80
Aug. 12	LOS ANGELES	L	1	200	27	63	.429	2	9	.222	7	9	.778	5	25	30	22	12	3	11	0	63
Aug. 15	@ San Antonio	L	1	200	28	61	.459	5	10	.500	15	17	.882	6	22	28	21	22	0	14	1	76
Aug. 16	TULSA	W	1	200	30	75	.400	2	9	.222	18	25	.720	18	31	49	24	16	5	11	7	80
Season Totals			34	6875	1068	2285	.467	128	379	.338	512	643	.796	280	919	1199	690	572	241	419	124	2776
Season Averages				202.2	31.4	67.2		3.8	11.1		15.1	18.9		8.2	27.0	35.3	20.3	16.8	7.1	12.3	3.6	81.6



## 2014 DAY-BY-DAY STATISTICS

Date	Opp	Score	Home	Road	Total	High Scoring	High Rebounds	High Assists	Opponent Scoring	Atten.
May 16	@Washington	W 89- 77	0-0	1-0	1-0	M. Moore-34	Dantas-12	Whalen-8	Latta-25	7,395
May 18	CONNECTICUT	W 90- 87(OT)	1-0	1.0	2-0	M. Moore-33	M. Moore-12	Whalen-4	Ogwumike-25	9,434
May 23	@Tulsa	W 94- 93	1-0	2-0	3-0	M. Moore-38	M. Moore-13	Whalen-5	Diggins-21	7,256
May 24	NEW YORK	W 87- 82	2-0	2-0	4-0	M. Moore-30	Dantas-8	McCarville-6	Charles-24	8,323
May 26	@Chicago	W 75- 72	2-0	3-0	5-0	Whalen-22	McCarville-12	Whalen-4	Breland-16	6,058
							Delle Donne-16			
May 30	SAN ANTONIO	W 88- 72	3-0	3-0	6-0	M. Moore-26	M. Moore-9	M. Moore-5	Perkins-15	8,734
								McCarville-5		
Jun 1	@San Antonio	W 87- 79	3-0	4-0	7-0	Augustus-25	M. Moore-9	Whalen-10	Perkins-16	5,098
Jun 6	@Seattle	L 62- 65	3-0	4-1	7-1	Augustus-12	Dantas-8	Tied with-2	Wright-13	6,836
						M. Moore-12			Langhorne-13	
Jun 8	@Los Angeles	W 85- 72	3-0	5-1	8-1	Augustus-26	M. Moore-13	Whalen-7	Parker-24	8,770
Jun 13	@Atlanta	L 82- 85	3-0	5-2	8-2	Whalen-22	M. Moore-9	Augustus-6	McCoughtry-23	6,684
Jun 15	PHOENIX	L 72- 80	3-1	5-2	8-3	M. Moore-14	Dantas-12	Whalen-5	Taurasi-21	8,957
Jun 17	@Los Angeles	W 94- 77	3-1	6-2	9-3	M. Moore-31	Peters-6	McCarville-8	Beard-18	9,636
Jun 18	@Phoenix	L 79- 92	3-1	6-3	9-4	M. Moore-36	Whalen-4	Whalen-5	Griner-27	8,963
						M. Moore-4				
Jun 20	WASHINGTON	W 75- 65	4-1	6-3	10-4	M. Moore-20	M. Moore-10	Whalen-7	Lawson-14	8,813
								M. Moore-7		
Jun 22	INDIANA	W 83- 77	5-1	6-3	11-4	M. Moore-25	Peters-6	Whalen-5	Christmas-18	8,704
						M. Moore-6				
Jun 27	@Seattle	L 71- 81	5-1	6-4	11-5	M. Moore-20	M. Moore-10	Whalen-4	Little-31	6,547
Jun 29	SEATTLE	W 74- 69	6-1	6-4	12-5	McCarville-22	M. Moore-8	M. Moore-7	Bird-21	8,814
Jul 3 S	AN ANTONIO	W 91- 84	7-1	6-4	13-5	Whalen-22	McCarville-9	Whalen-7	McBride-17	7,622
Jul 6	@New York	L 80- 87	7-1	6-5	13-6	M. Moore-25	M. Moore-8	Whalen-5	Charles-32	8,151
Jul 8	LOS ANGELES	W 83- 72	8-1	6-5	14-6	M. Moore-30	Whalen-9	Peters-6	Lavender-17	7,920
Jul 10	@Tulsa	W 91- 85	8-1	7-5	15-6	M. Moore-33	M. Moore-11	Whalen-10	Diggins-21	4,961
Jul 13	SEATTLE	W 77- 60	9-1	7-5	16-6	M. Moore-26	M. Moore-12	Whalen-7	Little-17	9,114
Jul 16	TULSA	W 93- 82	10-1	7-5	17-6	M. Moore-32	Dantas-11	Whalen-5	Diggins-19	16,413
								M. Moore-5		
Jul 22	ATLANTA	W112-108(2OT)	11-1	7-5	18-6	M. Moore-48	Brunson-12	Whalen-9	Lyttle-26	9,332
Jul 25	SAN ANTONIO	W 88- 78	12-1	7-5	19-6	Augustus-17	M. Moore-8	Augustus-6	Robinson-15	9,104
Jul 27	@Connecticut	W 76- 65	12-1	8-5	20-6	M. Moore-17	Brunson-10	M. Moore-4	Bone-15	8,019
Jul 31	PHOENIX	W 75- 67	13-1	8-5	21-6	M. Moore-20	Brunson-12	Whalen-5	Griner-18	9,513
								McCarville-5		
Aug 2	@Tulsa	W 84- 75	13-1	9-5	22-6	M. Moore-40	Brunson-9	Whalen-7	Sims-25	6,339
Aug 5	@Indiana	W 66- 64	13-1	10-5	23-6	Augustus-18	M. Moore-12	M. Moore-6	Christmas-15	6,556
Aug 7	CHICAGO	W 74- 64	14-1	10-5	24-6	M. Moore-17	Brunson-6	Augustus-5	Quigley-20	9,222
Aug 9	@Phoenix	L 80- 82	14-1	10-6	24-7	M. Moore-30	Brunson-7	Whalen-4	Taurasi-24	12,379
								McCarville-4		
Aug 12	LOS ANGELES	L 63- 71	14-2	10-6	24-8	M. Moore-20	M. Moore-7	Whalen-5	Toliver-29	9,132
						Brunson-7				
Aug 15	@San Antonio	L 76- 92	14-2	10-7	24-9	M. Moore-20	Peters-6	Whalen-6	Perkins-23	12,659
						McCarville-6				
						Brunson-6				
Aug 16	TULSA	W 80- 63	15-2	10-7	25-9	M. Moore-19	M. Moore-12	Whalen-9	Sims-31	9,505



## 2014 SEASON SUPERLATIVES

### LYNX INDIVIDUAL HIGHS

<b>Points</b>	48
<b>Field Goals Made</b>	16
<b>Field Goals Attempted</b>	30
<b>Field Goal Pct. (Min. 8 FGM)</b>	.750
<b>3-Pt Field Goals Made</b>	7
<b>3-Pt Field Goals Attempted</b>	10
<b>Free Throws Made</b>	11
<b>Free Throws Attempted</b>	13
<b>Free Throw Pct. (Min. 8 FTM)</b>	1.000
<b>Total Rebounds</b>	13
<b>Offensive Rebounds</b>	6
<b>Defensive Rebounds</b>	11
<b>Assists</b>	10
<b>Steals</b>	6
<b>Turnovers</b>	6
<b>Blocked Shots</b>	4
<b>Minutes Played</b>	45:53

Maya Moore vs. Atlanta (7/22/14) 2OT
Maya Moore vs. Atlanta (7/22/14) 2OT
Maya Moore vs. Atlanta (7/22/14) 2OT
(12-16) Maya Moore at Los Angeles (6/17/14)
Maya Moore vs. Atlanta (7/22/14) 2OT
Maya Moore at Phoenix (6/18/14)
Maya Moore vs. Tulsa (7/16/14)
Maya Moore vs. Tulsa (7/16/14)
(8-8) Maya Moore at Tulsa (7/10/14);
(8-8) Maya Moore at Tulsa (8/2/14)
Maya Moore at Tulsa (5/23/14);
Maya Moore at Los Angeles (6/8/14)
Damiris Dantas at Los Angeles (6/8/14);
Damiris Dantas vs. Phoenix (6/15/14)
Rebekkah Brunson vs. Phoenix (7/31/14)
Lindsay Whalen at San Antonio (6/1/14);
Lindsay Whalen at Tulsa (7/10/14)
Janel McCarville at Los Angeles (6/8/14)
(5x) MR: Maya Moore at Tulsa (8/2/14)
Maya Moore vs. Seattle (6/29/14);
Devereaux Peters vs. San Antonio (7/25/14)
Maya Moore vs. Atlanta (7/22/14) 2OT

### OPPONENT INDIVIDUAL HIGHS

<b>Points</b>	32
<b>Field Goals Made</b>	14
<b>Field Goals Attempted</b>	27
<b>Field Goal Pct. (Min. 8 FGM)</b>	.733
<b>3-Pt Field Goals Made</b>	7
<b>3-Pt Field Goals Attempted</b>	13
<b>Free Throws Made</b>	8
<b>Free Throws Attempted</b>	11
<b>Free Throw Pct. (Min. 8 FTM)</b>	.889
<b>Total Rebounds</b>	18
<b>Offensive Rebounds</b>	7
<b>Defensive Rebounds</b>	13
<b>Assists</b>	12
<b>Steals</b>	5
<b>Turnovers</b>	6
<b>Blocked Shots</b>	4
<b>Minutes Played</b>	46:35

Tina Charles at New York (7/6/14)
Tina Charles at New York (7/6/14)
Odyssey Sims vs. Tulsa (8/16/14)
(11-15) Brittney Griner at Phoenix (6/18/14);
(11-15) Camille Little at Seattle (6/27/14)
Ivory Latta at Washington (5/16/14)
Shoni Schimmel vs. Atlanta (7/22/14) 2OT
Tiffany Hayes vs. Atlanta (7/22/14) 2OT
Skylar Diggins at Tulsa (5/23/14)
(8-9) Tiffany Hayes vs. Atlanta (7/22/14) 2OT
Brittney Griner at Phoenix (6/18/14)
Tina Charles vs. New York (5/24/14)
Brittney Griner at Phoenix (6/18/14)
Danielle Robinson at San Antonio (6/1/14);
Skylar Diggins at Tulsa (7/10/14)
Karima Christmas vs. Indiana (6/22/14);
Skylar Diggins at Tulsa (7/10/14)
Glory Johnson vs. Tulsa (7/16/14)
Brittney Griner vs. Phoenix (6/15/14);
Brittney Griner vs. Phoenix (7/31/14)
Sancho Lyttle vs. Atlanta (7/22/14) 2OT

### LYNX HIGHS

<b>Points, Game</b>	112	vs. Atlanta (7/22/14) 2OT
<b>Points, 1st Half</b>	60	at Tulsa (5/23/14)
<b>Points, 2nd Half</b>	53	vs. Tulsa (7/16/14)
<b>Points, 1st Quarter</b>	35	at Tulsa (5/23/14)
<b>Points, 2nd Quarter</b>	29	at Tulsa (7/10/14)
<b>Points, 3rd Quarter</b>	33	vs. San Antonio (5/30/14)
<b>Points, 4th Quarter</b>	32	vs. San Antonio (7/3/14)
<b>Points, Overtime</b>	14	vs. Atlanta (7/22/14) 2nd

<b>Field Goals Made</b>	42	vs. Atlanta (7/22/14) 2OT
<b>Field Goals Att.</b>	86	vs. Atlanta (7/22/14) 2OT
<b>Field Goal Pct.</b>	.638	(37-58) at Los Angeles (6/17/14)

<b>3-Pt Field Goals Made</b>	8	vs. Atlanta (7/22/14) 2OT
<b>3-Pt Field Goals Att.</b>	21	at Atlanta (6/13/14)
<b>3-Pt Field Goal Pct.</b>	.667	(4-6) at Connecticut (7/27/14)

<b>Free Throws Made</b>	28	vs. San Antonio (7/3/14)
<b>Free Throws Att.</b>	34	vs. San Antonio (7/3/14)
<b>Free Throw Pct.</b>	1.000	(12-12) at Tulsa (8/2/14)

<b>Total Rebounds</b>	49	vs. Tulsa (8/16/14)
<b>Offensive Rebounds</b>	18	vs. Tulsa (8/16/14)
<b>Defensive Rebounds</b>	37	vs. Phoenix (7/31/14)

<b>Assists</b>	29	vs. Atlanta (7/22/14) 2OT
<b>Steals</b>	14	vs. Connecticut (5/18/14) OT
<b>Turnovers</b>	24	vs. Connecticut (5/18/14) OT
<b>Blocked Shots</b>	10	vs. Los Angeles (7/8/14)
<b>Personal Fouls</b>	25	vs. Atlanta (7/22/14) 2OT

### LYNX LOWS

62	at Seattle (6/6/14)
26	at Seattle (6/27/14)
22	at Seattle (6/6/14)
12	vs. Phoenix (6/15/14)
11	at Seattle (6/27/14)
8	vs. Los Angeles (7/8/14)
9	at Los Angeles (6/17/14)
9	vs. Atlanta (7/22/14) 1st

25	at Seattle (6/6/14)
54	vs. Indiana (6/22/14)
.377	(29-77) vs. Phoenix (7/31/14)

0	vs. Chicago (8/7/14)
6	at Connecticut (7/27/14)
.000	(0-7) vs. Chicago (8/7/14)

6	(2x) MR: vs. Washington (6/20/14)
7	vs. Washington (6/20/14)
.643	(18-28) vs. Chicago (8/7/14)

22	at Phoenix (6/18/14)
1	(2x) MR: vs. Los Angeles (7/8/14)
18	at Phoenix (6/18/14)

11	at Seattle (6/6/14)
0	at San Antonio (8/15/14)
6	(3x) MR: vs. Chicago (8/7/14)
0	(3x) MR: vs. Los Angeles (8/12/14)
9	vs. Chicago (8/7/14)

### OPPONENT HIGHS

<b>Points, Game</b>	108	vs. Atlanta (7/22/14) 2OT
<b>Points, 1st Half</b>	52	at Phoenix (6/18/14)
<b>Points, 2nd Half</b>	49	vs. San Antonio (7/3/14)
<b>Points, 1st Quarter</b>	28	at San Antonio (6/1/14)
<b>Points, 2nd Quarter</b>	28	at Los Angeles (6/17/14)
<b>Points, 3rd Quarter</b>	25	(2x) MR: vs. San Antonio (7/25/14)
<b>Points, 4th Quarter</b>	30	vs. San Antonio (7/3/14)
<b>Points, Overtime</b>	10	vs. Atlanta (7/22/14) 2nd

<b>Field Goals Made</b>	42	vs. Atlanta (7/22/14) 2OT
<b>Field Goals Att.</b>	93	vs. Atlanta (7/22/14) 2OT
<b>Field Goal Pct.</b>	.525	(31-59) vs. Phoenix (6/15/14)

<b>3-Pt Field Goals Made</b>	14	vs. San Antonio (5/30/14)
<b>3-Pt Field Goals Att.</b>	33	vs. Atlanta (7/22/14) 2OT
<b>3-Pt Field Goal Pct.</b>	.600	(9-15) at Atlanta (6/13/14)

<b>Free Throws Made</b>	24	vs. Tulsa (7/16/14)
<b>Free Throws Att.</b>	28	vs. Tulsa (7/16/14)
<b>Free Throw Pct.</b>	1.000	(13-13) at Phoenix (6/18/14)

<b>Total Rebounds</b>	42	vs. Los Angeles (7/8/14)
<b>Offensive Rebounds</b>	20	vs. Los Angeles (7/8/14)
<b>Defensive Rebounds</b>	31	(2x) MR: vs. Chicago (8/7/14)

<b>Assists</b>	26	vs. Atlanta (7/22/14) 2OT
<b>Steals</b>	16	vs. Connecticut (5/18/14) OT
<b>Turnovers</b>	20	vs. Connecticut (5/18/14) OT
<b>Blocked Shots</b>	10	(2x) MR: vs. Tulsa (8/16/14)
<b>Personal Fouls</b>	24	(3x) MR: vs. Tulsa (8/16/14)

### OPPONENT LOWS

60	vs. Seattle (7/13/14)
24	vs. Chicago (8/7/14)
20	(2x) MR: vs. Tulsa (8/16/14)
10	(2x) MR: at Tulsa (8/2/14)
10	at Connecticut (7/27/14)
10	vs. San Antonio (5/30/14)
5	vs. Tulsa (8/16/14)
9	(2x) MR: vs. Atlanta (7/22/14) 1st

22	at Seattle (6/6/14)
56	at Seattle (6/6/14)
.315	(23-73) vs. Tulsa (8/16/14)

1	at New York (7/6/14)
8	at Los Angeles (6/17/14)
.100	(1-10) at New York (7/6/14)

3	vs. Chicago (8/7/14)
4	vs. San Antonio (7/25/14)
.500	(3-6) vs. Chicago (8/7/14)

23	at San Antonio (6/1/14)
2	vs. Phoenix (7/31/14)
12	at Los Angeles (6/17/14)

10	at Tulsa (8/2/14)
2	at Phoenix (6/18/14)
7	at San Antonio (8/15/14)
0	at Tulsa (5/23/14)
10	vs. Washington (6/20/14)



2014 SEASON SUMMARY

	RECORD	HOME	ROAD	OT
OVERALL	25-9	15-2	10-7	2-0
EASTERN	10-2	6-0	4-2	2-0
WESTERN	15-7	9-2	6-5	

TEAM WINNING & LOSING STREAKS:

	OVERALL	HOME	ROAD
	Win 1	Win 1	Loss 2
Long:	Win 11	Win 11	Win 4
	Loss 3	Loss 1	Loss 3
Last:	Win - 08/16 vs TUL 80-63	Win - 08/16 vs. TUL 80-63	Win - 08/05 @ IND 66-64
	Loss - 08/15 @ SA 76-92	Loss -08/12 vs. LA 63-71	Loss -08/15 @ SA 76-92

MONTH	W/L	OFFENSE	vs. OPP	HOME ATTENDANCE
May	6-0	70+24-7	.500+10-4	17 Games
June	6-5	70<1-2	.500<14-5	158,656 Total
July	9-1	DEFENSE		9,333 Average
Aug.	4-3	70+17-8		16,413 High
Sep.	0-0	70<8-1		

MARGINS	1	2	3	4	5	6	7	8	9	10	11	12	13	14	15	16	17	18	19	20	21	22	23	24	25	26	27	28	29	30+
WON BY:	1	1	2	1	2	2	1	2	1	3	3	1	1			1	3													
LOST BY:		1	2				1	2		1			1			1														

At Start Of:		OVERALL	HOME	ROAD		ROAD	FG%	OVERALL	HOME-ROAD
						-44%	7-6	5-2	2-4
2nd Qtr	Ahead:		18-5	11-1	7-4	45-49%	10-3	6-0	4-3
	Behind:		6-4	4-1	2-3	50-54%	5-0	3-0	2-0
	Tied:		1-0	0-0	1-1	55-59%	2-0	1-0	1-0
3rd Qtr	Ahead		20-2	11-1	9-1	+60%	1-0	0-0	1-0
	Behind		5-6	4-1	1-5				
	Tied		0-1	0-0	0-1				
4th Qtr	Ahead		21-3	12-1	9-2				
	Behind		3-6	3-1	0-5				
	Tied		1-0	0-0	1-0				



# 2014 SEASON SUMMARY

## 2014 GAME LEADERS

	TIMES LEAD TEAM			DOUBLE FIGURES				SEASON HIGHS		
	PTS	REB	AST	10+ PTS	20+ PTS	10+ REB	10+ AST	PTS	REB	AST
Seimone Augustus	5	0	3	21	5	0	0	26	8	6
Rebekkah Brunson	0	8	0	4	0	3	0	17	12	3
Damiris Dantas	0	5	0	8	0	4	0	17	12	5
Tricia Liston	0	0	0	0	0	0	0	9	4	3
Janel McCarville	1	3	6	10	1	1	0	22	12	8
Nadirah McKenith	0	0	0	0	0	0	0	2	2	1
Maya Moore	26	18	6	34	22	10	0	48	13	7
Devereaux Peters	0	3	1	3	0	1	0	12	10	6
Asia Taylor	0	0	1	1	0	0	0	10	4	2
Lindsay Whalen	3	2	24	28	7	0	2	26	9	10
Tan White	0	0	0	4	0	0	0	17	6	5
Monica Wright	0	0	0	4	0	0	0	17	5	7

## 2014 BY THE NUMBERS

- 17-3 when scoring 80+ points

8-6 when scoring less than 80

18-3 when shooting 45%+

7-6 when shooting less than 45%

22-2 when outshooting their foe

20-3 when outrebounding their foe or even

22-3 when leading or tied after 3 quarters

12-3 in games decided by 10+ points
- 7-7 when allowing 80+ points

18-2 when allowing less than 80

16-8 when allowing 40%+

9-1 when allowing less than 40%

3-7 when being outshot

5-6 when being outrebounded

3-6 when trailing after 3 quarters

8-3 in games decided by <6 points



## 2014 SEASON SUMMARY

### MAY (6-0)

The defending champion Lynx began their 2014 campaign on the road in Washington, taking down the Mystics, 89-77. Maya Moore notched her first of 12 30+ point games on the season with a game-high 34 points. Rookie Damiris Dantas became just the second player in league history with 10+ rebounds and 5+ assists in a WNBA debut as she had a game-high 12 rebounds to go along with six dimes. Minnesota unveiled their 2013 championship banner at the Target Center on May 18 and gave the sellout crowd a show, defeating Connecticut in overtime, 90-77. Seimone Augustus hit the game-tying shot with 2.7 seconds left in regulation and Lindsay Whalen scored 10 points in overtime to lead the Lynx. Maya Moore recorded her third consecutive 30+ point game in Tulsa on May 23 as the Lynx escaped with a 94-93 win. Moore scored 38 points and grabbed 13 rebounds and followed that up with a 30 point performance in a May 24 win over New York. Moore became the first player in league history to score 30+ points in three consecutive games. Minnesota extended its winning streak to five games with a Memorial Day victory over the Chicago Sky. Lindsay Whalen led all scorers with 22 points, a performance that would help her win her sixth career Western Conference Player of the Week Award for the final week of May. It was the second straight week a Lynx player won the honor, as Maya Moore was named Player of the Week the previous week. Moore was also named Western Conference Player of the Month for the month of May, averaging a league-best 29.2 points per game in the month.

### JUNE (6-5)

The Lynx started off June with a four-game road trip that saw them visit San Antonio, Seattle, Los Angeles and Atlanta, their longest stretch of consecutive road games on the season. Minnesota started off their month by winning their seventh consecutive game, an 87-79 victory over the Stars. The Lynx had four players score in double-figures, led by Seimone Augustus' 25 points on 12-of-19 shooting. The first loss of the 2014 campaign came in Seattle on June 6 as the Storm emerged victorious, 65-62. Seattle held the Lynx to just 1-of-13 shooting from the three-point line. The Lynx bounced back the following game with an 85-72 victory at Los Angeles on June 8. All five starters scored in double-figures for the Lynx who won at Staples Center for the first time since August 7, 2011. Seimone Augustus' 26 point effort marked her franchise-leading 100th 20+ point game in a Lynx uniform. In their first meeting since the 2013 WNBA Finals, the Lynx fell to Atlanta, 85-82 at Philips Arena. The Dream held Maya Moore and Seimone Augustus to a combined 8-of-25 shooting from the field and Lindsay Whalen scored a team-high 22 points to go along with eight rebounds and five assists. June 15 marked the first home game of the month for the Lynx as they welcome Phoenix into Target Center for the first meeting of the season between the two favorites in the Western Conference. Phoenix used a 26-12 first quarter to take down Minnesota, 80-72. Tan White came off the bench for the Lynx and hit 3-of-4 three-pointers en route to a 13 point performance, leading all reserves in scoring. The loss snapped a 10-game win streak for Minnesota over Phoenix. The Lynx got back in the win column at Los Angeles on June 17, winning 94-77 behind a WNBA season-high 63.8% shooting performance. It also marked the second-best shooting output in franchise history. The win marked the first time ever that Minnesota has won in Los Angeles twice in the same year. Maya Moore tied Seimone Augustus' franchise-record for 30+ point games in a season with 36 points in a 92-79 loss to Phoenix on June 18. Moore and Lindsay Whalen combined to score 58 of Minnesota's points in defeat. After being winless against Washington in 2013, the Lynx swept the season series with the Mystics after a 75-65 victory on June 20. The Lynx finished up a 6-games-in-10-days stretch with an 83-77 home win over Indiana on June 22 behind 26 points from Maya Moore. Minnesota finished up the month with a back-to-back against Seattle, losing in Seattle on June 27 then taking down the Storm at home on June 29. The Lynx went 6-5 in June in 2014, compared to 7-2 in June of 2013.

### JULY (9-1)

The Lynx had a phenomenal month of July, going 9-1 and scoring 70+ points 10 times, 80+ points seven times, 90+ points four times and a WNBA season-high 112 points in a double-overtime win over Atlanta on July 22. The month started with the Lynx defeating the San Antonio Stars for the ninth straight time at Target Center, 91-84. Lindsay Whalen led all players in scoring and assists, finishing with 22 points and seven assists in the victory. After an 87-80 loss to the New York Liberty at Madison Square Garden on July 6, Minnesota went on a tear, winning their next 11 games. The winning streak started with an 83-72 triumph over the Sparks, Minnesota's eighth consecutive home victory against the Sparks. During the game, Lynx forward Maya Moore was named a starter for the 2014 WNBA Boost Mobile All-Star Game. Moore was the league's leading vote-getter and it marked her third time being voted as a starter. The winning streak reached two when the Lynx took down Tulsa, 91-85. Maya Moore's 33 points marked her eighth 30+ point game and put her just two behind Diana Taurasi's record of 10 in one season. The Lynx beat Seattle for the first time on the year with a 77-60 win over the Storm in the first game of a four-game homestand. The Lynx defense held the Storm to a dismal 33.8% shooting performance in the win. On July 15, the starting backcourt of Lindsay Whalen and Seimone Augustus were selected as reserves for the 2014 Boost Mobile WNBA All-Star Game. It marked the third straight All-Star Game where Minnesota has sent at least three players. The Lynx won their eighth straight game at Target Center in front of a franchise-record 16,413 fans when they beat Tulsa, 93-82 on July 16. Maya Moore scored 30+ points against the Shock for the third straight game and the

Lynx outscored the Shock in fast break points, 23-4. Rookie Damiris Dantas also had 11 rebounds in the victory. On July 21, Maya Moore was named Western Conference Player of the Week for the second consecutive week and third time this season. Moore showed why she won the award when she had a record-setting day for the Lynx in a 112-108 double-overtime win over the Atlanta Dream on July 22. Moore broke Katie Smith's franchise-record for points in a game when she scored 48 in the win. The 48 points was a WNBA season-high and second-highest single game total in WNBA history. The 112 points are the most scored by any team in the league this season. The win also marked the return of Rebekkah Brunson. After missing the first 23 games recovering from knee surgery, Brunson notched a double-double with 17 points and 12 rebounds. Minnesota officially clinched a berth in the 2014 Playoffs when Seattle lost to New York on July 24. It marks the fourth straight year that Minnesota will be postseason-bound. The Lynx won their sixth straight game on July 25 as they took down the San Antonio Stars and made it seven straight wins with a victory over the Connecticut Sun on July 27. Minnesota concluded the month of July with a thrilling 75-67 win over Phoenix, snapping the Mercury's 16-game winning streak. Maya Moore recorded her 18th 20+ point game of the season just days after winning her third straight Western Conference Player of the Week award. The 9-1 record for the month is the best-ever record the Lynx have had in July.

### AUGUST (4-3)

Minnesota headed into the month with a 21-6 record, riding an eight-game winning streak and sitting just two games behind Phoenix for the WNBA's best record. The month of August started like July finished, with the Lynx winning. Minnesota improved to 4-0 against Tulsa in 2014 with an 84-75 road victory. Maya Moore scored 30+ points against the Shock for the fourth straight game, finishing with 40. The output made Moore the third player in WNBA history with multiple 40+ point games in a season, joining Diana Taurasi and Katie Smith. The Lynx hit 100% of their free throws (11-of-11), the first time they had done that all season. The win streak reached 10 with a thrilling, 66-64 victory at Indiana. After a Whalen miss, Seimone Augustus tipped in the offensive rebound at the buzzer to give Minnesota the win. It was the first buzzer-beater victory for the Lynx since 2012, also against Indiana. Minnesota won their 11th straight game, the second-longest winning streak in franchise history, with a 74-64 defeat of the Chicago Sky on August 7. The Lynx outscored the Sky in the paint in the win, 42-22. Phoenix snapped Minnesota's winning streak on August 9, beating the Lynx 82-80 courtesy of a last-second Diana Taurasi jumper. Maya Moore scored 30 points in the loss, her WNBA-record 12th 30+ point game of the season. With seven rebounds against the Mercury, Rebekkah Brunson moved into seventh on the WNBA's all-time rebounding list. After losses to Los Angeles and San Antonio gave the Lynx a three-game skid, they finished the season in the win column, taking down Tulsa 80-63. Maya Moore became the second player in franchise history to score 10+ points in 34 games, joining Seimone Augustus. With a 25-9 final regular season record, Minnesota became the first team in WNBA history to have four-consecutive 25+ win seasons.

# 2014 PLAYOFFS



LYNX UNLEASHED





## 2014 PLAYER POSTSEASON STATISTICS

PLAYER	G	GS	MIN	Field Goals			3-Point FG			Free Throws			Rebounds			AST	PF	DQ	STL	TO	BLK	PTS	AVG
				FG	FGA	PCT	FG	FGA	PCT	FT	FTA	PCT	OFF	DEF	TOT								
Whalen	5	5	165	42	80	.525	3	7	.429	16	23	.696	9	21	30	30	13	0	4	11	0	103	20.6
M. Moore	5	5	180	33	75	.440	9	27	.333	24	24	1.000	12	18	30	27	19	0	14	12	8	99	19.8
Augustus	5	5	171	35	79	.443	3	12	.250	20	24	.833	6	10	16	12	7	0	5	5	1	93	18.6
Brunson	5	5	145	15	36	.417	0	1	.000	4	4	1.000	12	23	35	7	12	0	7	4	3	34	6.8
McCarville	5	5	121	13	27	.481	1	3	.333	2	3	.667	6	16	22	9	13	0	0	8	1	29	5.8
Wright	5	0	77	9	23	.391	2	5	.400	3	3	1.000	1	5	6	6	12	0	3	5	1	23	4.6
White	5	0	52	6	18	.333	2	5	.400	2	4	.500	2	4	6	2	6	0	5	1	0	16	3.2
Peters	5	0	57	5	11	.455	0	0	---	0	0	---	5	6	11	1	6	0	3	6	1	10	2.0
McKenith	2	0	2	0	1	.000	0	1	.000	2	2	1.000	0	0	0	1	0	0	0	0	0	2	1.0
A. Taylor	2	0	2	1	1	1.000	0	0	---	0	0	---	0	0	0	0	0	0	0	0	0	2	1.0
Dantas	3	0	25	1	2	.500	0	0	---	0	0	---	0	2	2	1	3	0	0	1	0	2	0.7
Liston	2	0	2	0	0	---	0	0	---	0	0	---	0	0	0	0	0	0	0	0	0	0	0.0
<b>TEAM</b>	<b>5</b>	<b>-</b>	<b>1000</b>	<b>160</b>	<b>353</b>	<b>.453</b>	<b>20</b>	<b>61</b>	<b>.328</b>	<b>73</b>	<b>87</b>	<b>.839</b>	<b>53</b>	<b>105</b>	<b>158</b>	<b>96</b>	<b>91</b>	<b>0</b>	<b>41</b>	<b>56</b>	<b>15</b>	<b>413</b>	<b>82.6</b>
<b>OPPONENTS</b>	<b>5</b>	<b>-</b>	<b>1000</b>	<b>160</b>	<b>322</b>	<b>.497</b>	<b>29</b>	<b>80</b>	<b>.363</b>	<b>82</b>	<b>98</b>	<b>.837</b>	<b>39</b>	<b>129</b>	<b>168</b>	<b>91</b>	<b>87</b>	<b>1</b>	<b>32</b>	<b>71</b>	<b>23</b>	<b>431</b>	<b>86.2</b>

PLAYER	Single-Game Highs							Average Per Game							Career Highs (C=Set, T=Tied This Season)						
	MIN	REB	AST	ST	TO	BL	PTS	MIN	REB	AST	STL	TO	BLK	PTS	FG	FGA	FT	FTA	REB	AST	PTS
Whalen	35	8	11	2	5	0	31	33.0	6.0	6.0	0.80	2.2	0.00	20.6	11C	23C	15	17	10	11C	31C
M. Moore	40	9	10	4	4	4	32	36.0	6.0	5.4	2.80	2.4	1.60	19.8	12	22	9	10	10	10C	32C
Augustus	37	7	5	2	2	1	23	34.2	3.2	2.4	1.00	1.0	0.20	18.6	11	23	13	16	8	7	36
Brunson	35	10	3	3	2	1	12	29.0	7.0	1.4	1.40	0.8	0.60	6.8	10	15	7	8	16	4	26
McCarville	8	7	4	0	3	1	11	24.2	4.4	1.8	0.00	1.6	0.20	5.8	8	16	7	8	11	7	21
Wright	19	3	4	1	2	1	8	15.4	1.2	1.2	0.60	1.0	0.20	4.6	9	14	5	6	5	4T	20
White	17	3	1	3	1	0	5	10.4	1.2	0.4	1.00	0.2	0.00	3.2	4	12	4	4	4	4	13
Peters	16	4	1	1	3	1	6	11.4	2.2	0.2	0.60	1.2	0.20	2.0	4	6	2	3	7	3	8
McKenith	2	0	1	0	0	0	2	1.2	0.0	0.5	0.00	0.0	0.00	1.0	0T	4	2T	2T	3	3	2T
A. Taylor	2	0	0	0	0	0	2	1.2	0.0	0.0	0.00	0.0	0.00	1.0	1C	1C	0C	0C	0C	0C	2C
Dantas	10	1	1	0	1	0	2	8.4	0.7	0.3	0.00	0.3	0.00	0.7	1C	2C	0C	0C	1C	1C	2C
Liston	2	0	0	0	0	0	0	1.2	0.0	0.0	0.00	0.0	0.00	0.0	0C	0C	0C	0C	0C	0C	C
<b>TEAM</b>	<b>200</b>	<b>32</b>	<b>27</b>	<b>11</b>	<b>15</b>	<b>5</b>	<b>94</b>	<b>200.0</b>	<b>31.6</b>	<b>19.2</b>	<b>8.20</b>	<b>11.2</b>	<b>3.00</b>	<b>82.6</b>	<b>40</b>	<b>82</b>	<b>38</b>	<b>46</b>	<b>45</b>	<b>27C</b>	<b>103</b>
<b>OPPONENTS</b>	<b>200</b>	<b>45</b>	<b>21</b>	<b>11</b>	<b>16</b>	<b>7</b>	<b>96</b>	<b>200.0</b>	<b>33.6</b>	<b>18.2</b>	<b>6.40</b>	<b>14.2</b>	<b>4.60</b>	<b>86.2</b>	<b>37C</b>	<b>78</b>	<b>29</b>	<b>32</b>	<b>45C</b>	<b>25</b>	<b>96C</b>



## 2014 CONFERENCE FINALS VS. PHOENIX

Second round: Phoenix wins series, 2-1



### GAME ONE at US Airways Center - Friday, Aug. 29

**Minnesota 71, Phoenix 85**

Brittney Griner tallied 23 points and 11 rebounds, Penny Taylor chipped in 16 points, 13 rebounds and seven assists and Phoenix never trailed in cruising to an 85-71 victory over the Lynx on Friday night at US Airways Center. The Mercury scored the game's first nine points before Seimone Augustus pulled Minnesota even at 12-12. Clinging to a four-point lead midway through the second period, DeWana Bonner's 3-pointer ignited an 11-2 burst that carried Phoenix to a 42-31 halftime advantage. The Mercury then broke the game open by reeling off 14 unanswered points (including eight by Taylor) midway through the third period and grabbed their largest lead of the night when Diana Taurasi made it 66-41 with 1:46 left in the quarter. Lindsay Whalen netted 13 points during a Minnesota rally -- capped by a steal and layup at the 5:15 mark of the final stanza -- that whittled the deficit to 75-64. However, the Lynx could get no closer than 10 down the stretch en route to their first-ever loss in a Western Conference Finals series. Whalen finished with 25 points while Augustus and Rebekkah Brunson added 12 apiece for Minnesota.

**Attendance -- 10,376 Time -- 1:50**

	1	2	3	4	Final	Hi Scorer	Hi Reb	Hi Assist
Minnesota	20	11	16	24	71	Whalen, 25	Brunson, 8	Brunson/Moore, 3
Phoenix	23	19	25	18	85	Griner, 23	Taylor, 13	Taylor, 7

### GAME TWO at Target Center - Sunday, Aug. 31

**Minnesota 82, Phoenix 77**

Maya Moore scored 13 of her 32 points in the fourth quarter and Seimone Augustus hit the go-ahead jumper with 23.3 seconds left as the Lynx rallied for an 82-77 victory over Phoenix on Sunday afternoon at Target Center. The Mercury led 22-9 after one quarter before Lindsay Whalen brought Minnesota to within four early in the second. However, Diana Taurasi sank a pair of 3-pointers during a 10-2 burst that helped Phoenix rebuild the margin to 44-36 by halftime. Treys from Augustus and Moore opened the Lynx' third-quarter scoring and another long-range strike by Moore narrowed the deficit to 56-54 at the 2:21 mark. Up six entering the fourth, the Mercury bumped that to 65-56 on Erin Phillips' 3-pointer, but Minnesota responded by scoring the next 13 points -- highlighted by three treys from Moore -- to pull ahead 69-65. Phoenix tied it at 75-75 on Candice Dupree's layup with 55.1 seconds left, setting the stage for Augustus' tie-breaking three-point play, and the Lynx sealed the win with free throws from Moore and Rebekkah Brunson. Augustus finished with 23 points for Minnesota while Taurasi's 23 points led the Mercury.

**Attendance -- 10,513 Time -- 2:09**

	1	2	3	4	Final	Hi Scorer	Hi Reb	Hi Assist
Phoenix	22	22	18	15	77	Taurasi, 23	Dupree, 9	Taurasi, 5
Minnesota	9	27	20	26	82	Moore, 32	Brunson, 10	Whalen, 7

### GAME THREE at US Airways Center - Tuesday, Sept. 2

**Minnesota 78, Phoenix, 96**

Diana Taurasi poured in 31 points, including a key 50-footer to end the third quarter, and Phoenix pulled away for a series-clinching 96-78 victory over the Lynx on Sept. 2 at US Airways Center. The Mercury shot 65 percent in the opening period to grab a 28-21 lead, but Minnesota rallied to within one midway through the second on Monica Wright's three-point play. Taurasi and Brittney Griner combined to score Phoenix' final 15 points of the half as the margin climbed to 50-42. Seimone Augustus led a third-quarter rally with 13 points and Maya Moore's basket at the 1:25 mark drew the Lynx even at 67-67. However, Taurasi responded with a jumper on the next possession before connecting from beyond halfcourt at the buzzer, triggering an 18-0 deluge that saw Minnesota held scoreless for seven minutes. Taurasi had the first 13 of those points and Griner added five more before Lindsay Whalen ended the drought at the 4:23 mark, and the margin reached 22 in the closing moments. Griner finished with 22 points for the Mercury, while Augustus led Minnesota with 21 points and Whalen collected 20 points, eight rebounds and six assists.

**Attendance -- 9,749 Time -- 1:51**

	1	2	3	4	Final	Hi Scorer	Hi Reb	Hi Assist
Minnesota	21	21	25	11	78	Augustus, 21	Brunson/Whalen, 8	Whalen, 6
Phoenix	28	22	22	24	96	Taurasi, 31	Bonner, 7	Taurasi, 7



2014 CONFERENCE FINALS VS. PHOENIX

Second round: Phoenix wins series, 2-1

PLAYER STATISTICS VS. PHOENIX: 2-1																							
PLAYER	G	GS	MIN	Field Goals			3-Point FG			Free Throws			Rebounds			AST	PF	DQ	STL	TO	BLK	PTS	AVG
				FG	FGA	PCT	FG	FGA	PCT	FT	FTA	PCT	OFF	DEF	TOT								
Whalen	3	3	103	27	53	.509	3	7	.429	5	10	.500	6	10	16	15	8	0	2	6	0	62	20.7
M. Moore	3	3	105	19	44	.432	6	18	.333	13	13	1.000	6	10	16	10	14	0	9	11	2	57	19.0
Augustus	3	3	106	19	49	.388	3	10	.300	15	19	.789	2	8	10	7	2	0	3	2	0	56	18.7
Brunson	3	3	91	8	21	.381	0	1	.000	4	4	1.000	10	16	26	5	6	0	4	2	2	20	6.7
Wright	3	0	47	4	15	.267	2	5	.400	3	3	1.000	0	3	3	2	9	0	1	3	1	13	4.3
White	3	0	22	3	9	.333	1	3	.333	2	2	1.000	0	3	3	1	5	0	1	1	0	9	3.0
McCarville	3	3	66	4	13	.308	0	1	.000	0	0	---	3	9	12	4	7	0	0	3	1	8	2.7
McKenith	2	0	2	0	1	.000	0	1	.000	2	2	1.000	0	0	0	1	0	0	0	0	0	2	1.0
A. Taylor	2	0	2	1	1	1.000	0	0	---	0	0	---	0	0	0	0	0	0	0	0	0	2	1.0
Dantas	3	0	25	1	2	.500	0	0	---	0	0	---	0	2	2	1	3	0	0	1	0	2	0.7
Liston	2	0	2	0	0	---	0	0	---	0	0	---	0	0	0	0	0	0	0	0	0	0	0.0
Peters	3	0	26	0	3	.000	0	0	---	0	0	---	4	3	7	0	2	0	2	4	1	0	0.0
LYNX	3	-	600	86	211	.408	15	46	.326	44	53	.830	31	64	95	46	56	0	22	35	7	231	77.0
MERCURY	3	-	600	95	189	.503	14	48	.292	5	62	.871	21	87	108	56	52	0	22	43	16	258	86.0



# 2014 CONFERENCE SEMI-FINALS VS. SAN ANTONIO

First round: Minnesota wins series, 2-0



## GAME ONE at Target Center - Thursday, Aug. 21

Minnesota 88, San Antonio 84

Maya Moore scored 26 points and Seimone Augustus sank three jumpers down the stretch as the Lynx held off San Antonio, 88-84, on Thursday night at Target Center. Moore's alley-oop layup from Lindsay Whalen capped a 10-2 burst that helped Minnesota open a 24-16 lead after one quarter. Danielle Adams rallied the Stars to within two midway through the second before Rebekkah Brunson ignited a run of 11 unanswered points as the Lynx rebuilt the margin to 40-30 by halftime. A Kayla McBride 3-pointer brought San Antonio to within seven late in the third period, but Tan White's trey in the closing seconds pushed it back to 12 entering the fourth and Whalen gave the Lynx their largest lead of the night at 70-55 with 9:01 to play. However, the Stars outscored Minnesota 18-2 over the next five minutes, edging ahead 73-72 on a three-point play by Becky Hammon at the 4:12 mark. Moore reclaimed the lead 17seconds later and the Lynx went on to score on their final eight possessions to hang on for the victory. Whalen added 10 points and 11 assists for Minnesota while McBride's 20 points led the Stars and Hammon chipped in 17.

Attendance – 8,523 Time – 2:02

	1	2	3	4	Final	Hi Scorer	Hi Reb	Hi Assist
San Antonio	16	14	23	31	84	McBride, 20	Adams, 10	Robinson, 6
Minnesota	24	16	25	23	88	Moore, 26	Brunson/Whalen, 7	Whalen, 11

## GAME TWO at AT&T Center - Saturday, Aug. 23

Minnesota 94, San Antonio 89

Lindsay Whalen scored a playoff career-high 31 points as the Lynx spotted San Antonio an 18-point lead before rallying for a 94-89 victory on Saturday night at the AT&T Center. Danielle Robinson's layup capped a 22-4 start for the Stars, who remained in front by 16 in the second period following a Jia Perkins 3-pointer. However, three straight Whalen layups ignited a 14-2 comeback and Minnesota trailed by just 44-40 at halftime. The Lynx edged in front briefly on Maya Moore's trey early in the third, and after another long-range strike by Perkins rebuilt San Antonio's lead to 59-53, Minnesota reeled off 12 unanswered points and carried a 67-64 lead into the fourth period. Moore's three-point play then topped off an 8-0 burst that gave the Lynx their largest advantage of the night at 79-68 with 6:43 remaining. San Antonio could get no closer than seven until the game's final second as the Lynx completed the sweep of their best-of-three series. Seimone Augustus added 21 points and Moore contributed 16 points, eight rebounds, 10 assists and four blocks for Minnesota. Kayla McBride's 25 points led the Stars while Danielle Adams tallied 23.

Attendance – 7,085 Time – 2:07

	1	2	3	4	Final	Hi Scorer	Hi Reb	Hi Assist
Minnesota	12	28	27	27	94	Whalen, 31	Moore, 8	Moore, 10
San Antonio	28	16	20	25	89	McBride, 25	Appel, 8	Robinson, 6

### PLAYER STATISTICS VS. SAN ANTONIO: 2-0

PLAYER	G	GS	MIN	Field Goals			3-Point FG			Free Throws			Rebounds			AST	PF	DQ	STL	TO	BLK	PTS	AVG
				FG	FGA	PCT	FG	FGA	PCT	FT	FTA	PCT	OFF	DEF	TOT								
M. Moore	2	2	74	14	31	.452	3	9	.333	11	11	1.000	6	8	14	17	5	0	5	1	6	42	21.0
Whalen	2	2	62	15	27	.556	0	0	---	11	13	.846	3	11	14	15	5	0	2	5	0	41	20.5
Augustus	2	2	65	16	30	.533	0	2	.000	5	5	1.000	4	2	6	5	5	0	2	3	1	37	18.5
McCarville	2	2	55	9	14	.643	1	2	.500	2	3	.667	3	7	10	5	6	0	0	5	0	21	10.5
Brunson	2	2	54	7	15	.467	0	0	---	0	0	---	2	7	9	2	6	0	3	2	1	14	7.0
Peters	2	0	31	5	8	.625	0	0	---	0	0	---	1	3	4	1	4	0	1	2	0	10	5.0
Wright	2	0	30	5	8	.625	0	0	---	0	0	---	1	2	3	4	3	0	2	2	0	10	5.0
White	2	0	30	3	9	.333	1	2	.500	0	2	.000	2	1	3	1	1	0	4	0	0	7	3.5
LYNX	2	-	400	74	142	.521	5	15	.333	29	34	.853	22	41	63	50	35	0	19	21	8	182	91.0
STARS	2	-	400	65	133	.489	15	32	.469	28	36	.778	18	42	60	35	35	1	10	28	7	173	86.5

# HISTORY



LYNX UNLEASHED





## 2013 TEAM ROSTER



No.	Player	Pos	Ht	Wt	Birthdate	College	Yrs
33	Seimone Augustus	G	6-0	166	04/30/1984	LSU	7
32	Rebekkah Brunson	F	6-3	184	12/11/1981	Georgetown	9
6	Amber Harris	F	6-5	202	01/16/1988	Xavier	2
12	Rachel Jarry	G/F	6-1	176	12/21/1991	Australia	R
4	Janel McCarville	F/C	6-2	215	11/03/1982	Minnesota	6
00	Lindsey Moore	G	5-8	153	06/03/1991	Nebraska	R
23	Maya Moore	F	6-0	176	06/11/1989	Connecticut	2
14	Devereaux Peters	F	6-2	167	10/08/1989	Notre Dame	1
15	Ta'Shauna Rodgers	G	5-9	160	12/08/1989	Georgetown	R
13	Lindsay Whalen	G	5-9	161	05/09/1982	Minnesota	9
22	Monica Wright	G/F	5-10	170	07/15/1988	Virginia	3

**Head Coach:** Cheryl Reeve (LaSalle)

**Assistant Coaches:** Jim Petersen (Minnesota), Shelley Patterson (Washington State)

**Trainers:** Chuck Barta (Wisconsin-La Crosse), Keith Uzpen (Minnesota State-Mankato)

## 2013 STARTING LINEUPS

Game #s	Forward	Forward	Center	Guard	Guard	Rec
1-5, 7-11, 15-20, 24-34	M. Moore	Brunson	McCarville	Augustus	Whalen	22-5
6	McCarville	Augustus	Brunson	Whalen	M. Moore	1-0
12, 13, 14	M. Moore	Brunson	McCarville	Wright	Whalen	3-0
21	M. Moore	Brunson	Harris	Augustus	Whalen	0-1
22	M. Moore	Brunson	Peters	Augustus	Whalen	0-1
23	M. Moore	Peters	McCarville	Augustus	Whalen	0-1



2013 FINAL STATISTICS

PLAYER	G	GS	MIN	Field Goals			3-Point FG			Free Throws			Rebounds			AST	PF	DQ	STL	TO	BLK	PTS	AVG
				FG	FGA	PCT	FG	FGA	PCT	FT	FTA	PCT	OFF	DEF	TOT								
M.Moore	34	34	1068	233	458	.509	72	159	.453	90	102	.882	59	151	210	101	97	2	59	57	33	628	18.5
Augustus	31	31	922	213	413	.516	20	69	.290	58	66	.879	24	74	98	76	33	0	18	45	18	504	16.3
Whalen	34	34	1005	198	407	.486	1	9	.111	108	138	.783	22	126	148	197	67	0	26	74	2	505	14.9
Brunson	33	33	965	147	296	.497	1	1	1.000	56	88	.636	89	205	294	50	70	1	42	39	29	351	10.6
Wright	33	3	743	110	257	.428	10	39	.256	68	86	.791	20	76	96	76	90	1	34	58	6	298	9.0
McCarville	32	32	700	79	162	.488	6	14	.429	37	46	.804	38	99	137	92	59	1	32	42	21	201	6.3
Peters	34	2	631	59	149	.396	0	0	---	23	37	.852	52	104	156	37	56	0	24	30	34	141	4.1
Harris	30	1	263	27	72	.375	2	14	.143	15	21	.714	11	33	44	20	26	0	4	15	6	71	2.4
Rodgers	28	0	212	19	60	.317	10	32	.313	4	7	.571	11	29	40	14	32	0	15	12	9	52	1.9
Jarry	27	0	184	16	36	.444	6	10	.600	7	9	.778	7	12	19	11	27	0	5	13	4	45	1.7
L.Moore	23	0	130	8	31	.258	3	12	.250	3	4	.750	0	13	13	24	5	0	3	12	0	22	1.0
LYNX	34	-	6825	1109	2341	.474	131	359	.365	469	594	.790	333	922	1255	698	562	5	262	412	162	2818	82.9
OPPONENTS	34	-	6825	917	2265	.405	185	581	.318	481	618	.778	316	780	1096	562	598	4	203	485	115	2500	73.5

PLAYER	Single-Game Highs							Average Per Game							Career Highs (C=Set, T=Tied This Season)						
	MIN	REB	AST	ST	TO	BL	PTS	MIN	REB	AST	STL	TO	BLK	PTS	FG	FGA	FT	FTA	REB	AST	PTS
M.Moore	38	16	6	5	5	3	35	31.4	6.2	3.0	1.74	1.7	0.97	18.5	15C	21C	11	12	16C	8	35C
Augustus	39	8	6	2	4	3	29	29.8	3.2	2.5	0.58	1.5	0.58	16.3	16	28	14	15	9	10	39
Whalen	42	10	14	3	5	1	25	29.6	4.4	5.8	0.76	2.2	0.06	14.9	13	23C	13	16	12	14C	33
Brunson	37	17	5	4	4	3	24	29.2	8.9	1.5	1.27	1.2	0.88	10.6	13	18	10	13	20	5C	32
Wright	39	9	7	3	4	2	22	22.5	2.9	2.3	1.03	1.8	0.18	9.0	12	23	9	12	9C	7C	32
McCarville	33	10	7	3	4	3	12	21.9	4.3	2.9	1.00	1.3	0.66	6.3	14	22	9	12	13	7T	33
Peters	45	10	5	3	3	4	14	18.6	4.6	1.1	0.71	0.9	1.00	4.1	6T	11C	6	8	13	6	18
Harris	30	7	3	1	2	3	18	8.8	1.5	0.7	0.13	0.5	0.20	2.4	6T	14C	5	8	8	3T	18C
Rodgers	25	6	3	2	2	2	10	7.6	1.4	0.5	0.54	0.4	0.32	1.9	4C	12C	2C	4C	6C	3C	10C
Jarry	21	3	3	3	2	2	14	6.8	0.7	0.4	0.19	0.5	0.15	1.7	5C	6C	3C	4C	3C	3C	14C
L.Moore	21	3	3	1	2	0	5	5.7	0.6	1.0	0.13	0.5	0.00	1.0	2C	5C	2C	2C	3C	3C	5C
LYNX	225	48	30	13	19	8	99	200.7	36.9	20.5	7.71	12.1	4.76	82.9	44	95	37	45	53	30T	124
OPPONENTS	225	44	24	10	21	10	96	200.7	32.2	16.5	5.97	14.3	3.38	73.5	47	96	42	55	56	30	127



## 2013 OFFENSIVE GAME-BY-GAME STATISTICS

Date	Opponent	W/L	G	MIN	Field Goals			3-Point FG			Free Throws			Rebounds			AST	PF	STL	TO	BLK	PTS
					FG	FGA	PCT	FG	FGA	PCT	FT	FTA	PCT	OFF	DEF	TOT						
June 1	CON	W	1	200	37	74	.500	5	11	.455	11	16	.688	15	24	39	24	12	9	10	8	90
Jn6	PHO	W	1	200	36	81	.444	7	19	.368	20	24	.833	17	24	41	30	21	6	6	6	99
Jn8	@ WAS	L	1	200	30	78	.385	7	18	.389	13	21	.619	16	25	41	21	22	9	13	5	80
Jn11	SA	W	1	200	28	63	.444	6	10	.600	25	26	.962	11	29	40	16	17	5	15	4	87
Jn14	@ TUL	W	1	200	36	72	.500	5	15	.333	6	10	.600	15	33	48	16	19	2	13	5	83
Jn19	@ PHO	W	1	200	32	74	.432	1	6	.167	15	17	.882	17	31	48	15	16	8	12	2	80
Jn21	@ LA	L	1	200	22	63	.349	2	14	.143	13	21	.619	5	26	31	10	16	5	17	7	59
Jn23	TUL	W	1	200	32	60	.533	3	8	.375	21	26	.808	8	28	36	22	12	5	13	6	88
Jn28	LA	W	1	200	35	71	.493	1	7	.143	17	19	.895	13	34	47	24	17	7	14	2	88
Jy2	@ LA	L	1	200	25	71	.352	1	10	.100	15	19	.789	12	26	38	16	23	4	13	6	66
Jy7	PHO	W	1	200	31	68	.456	3	11	.273	26	35	.743	8	31	39	22	11	7	8	7	91
Jy9	ATL	W	1	200	34	66	.515	4	9	.444	22	28	.786	7	31	38	18	12	12	11	3	94
Jy11	@ IND	W	1	200	29	67	.433	0	4	.000	11	14	.786	6	27	33	11	15	10	10	7	69
Jy13	@ TUL	W	1	200	34	62	.548	3	6	.500	15	19	.789	7	29	36	20	21	9	17	6	86
Jy19	@ SA	W	1	200	37	73	.507	5	13	.385	8	10	.800	10	26	36	25	15	11	12	7	87
Jy21	@ PHO	W	1	200	33	76	.434	4	18	.222	12	20	.600	12	28	40	16	19	11	11	5	82
Jy24	PHO	W	1	200	31	68	.456	2	10	.200	17	21	.810	7	24	31	25	14	13	9	3	81
A2	SA	W	1	200	38	71	.535	1	5	.200	8	10	.800	9	34	43	22	11	7	11	8	85
A4	SEA	W	1	200	37	73	.507	2	7	.286	14	19	.737	10	23	33	26	15	10	9	7	90
A6	@ SA	W	1	200	39	68	.574	5	12	.417	10	11	.909	5	31	36	27	16	11	10	2	93
A8	WAS	L	1	200	29	67	.433	5	13	.385	12	15	.800	7	17	24	17	11	10	11	4	75
A11	@ CHI	L	1	225	32	74	.432	5	14	.357	17	17	1.000	9	25	34	24	25	9	16	5	86
A16	TUL	L	1	200	27	60	.450	2	13	.154	21	25	.840	5	22	27	17	22	9	14	5	77
A18	NEY	W	1	200	34	72	.472	11	19	.579	9	11	.818	8	29	37	25	16	4	8	8	88
A20	@ ATL	L	1	200	29	70	.414	6	10	.600	11	16	.688	15	22	37	15	18	5	19	6	75
A22	@ CON	W	1	200	38	66	.576	3	7	.429	12	14	.857	7	19	26	26	12	11	10	2	91
A24	IND	W	1	200	37	64	.578	5	8	.625	5	7	.714	7	23	30	22	13	7	14	2	84
A27	@ NY	W	1	200	31	69	.449	4	9	.444	7	10	.700	8	39	47	15	16	6	16	3	73
A31	SEA	W	1	200	41	71	.577	6	10	.600	9	10	.900	10	22	32	29	14	8	8	4	97
S4	LA	W	1	200	32	63	.508	4	7	.571	15	22	.682	8	24	32	26	19	6	10	5	83
S7	@ SEA	W	1	200	31	67	.463	3	9	.333	10	11	.909	10	30	40	19	20	7	11	2	75
S10	@ SEA	W	1	200	26	59	.441	3	8	.375	18	21	.857	12	24	36	14	13	12	16	3	73
S12	@ LA	L	1	200	33	74	.446	2	9	.222	16	20	.800	9	26	35	19	22	7	11	3	84
S14	CHI	W	1	200	33	66	.500	5	10	.500	8	9	.889	8	36	44	24	17	0	14	4	79
Season Totals			34	6825	1109	2341	.474	131	359	.365	469	594	.790	333	922	1255	698	562	262	412	162	2818
Season Averages					200.7	32.6	68.9		3.9	10.6		13.8	17.5		9.8	27.1	36.9	20.5	16.5	7.7	12.1	4.8
82.9																						



## 2013 DAY-BY-DAY STATISTICS

Date	Opp	Score	Home	Road	Total	High Scoring	High Rebounds	High Assists	Opponent Scoring	Atten.
Jun 1	CONNECTICUT	W 90- 74	1-0	0-0	1-0	M. Moore-26	M. Moore-7 Peters-7	M. Moore-5 Wright-5	Charles-22 Lawson-22	9,223
Jun 6	PHOENIX	W 99- 79	2-0	0-0	2-0	M. Moore-22	Brunson-10	Whalen-10	Taurasi-21	8,511
Jun 8	@Washington	L 80- 85	2-0	0-1	2-1	M. Moore-22	Brunson-17	Whalen-9	Latta-24	7,870
Jun 11	SAN ANTONIO	W 87- 72	3-0	0-1	3-1	Whalen-23	M. Moore-9	Whalen-6	Johnson-16	7,913
Jun 14	@Tulsa	W 83- 74	3-0	1-1	4-1	Brunson-19	Brunson-13	Augustus-4 M. Moore-4	Johnson-22	5,273
Jun 19	@Phoenix	W 80- 69	3-0	2-1	5-1	M. Moore-26	M. Moore-16	M. Moore-5	Taurasi-28	8,464
Jun 21	@Los Angeles	L 59- 87	3-0	2-2	5-2	Wright-14	Rodgers-6	Harris-3 Wright-3	Toliver-19	6,490
Jun 23	TULSA	W 88- 79	4-0	2-2	6-2	Augustus-22 M. Moore-22	Brunson-11	Whalen-9	Johnson-24	8,423
Jun 28	LOS ANGELES	W 88- 64	5-0	2-2	7-2	Whalen-20	Brunson-9 M. Moore-9 Peters-9	Whalen-6	Parker-17	8,814
Jul 2	@Los Angeles	L 66- 96	5-0	2-3	7-3	Whalen-19	Brunson-12	Whalen-4	Parker-27	7,856
Jul 7	PHOENIX	W 91- 59	6-0	2-3	8-3	M. Moore-23	Peters-10	M. Moore-5	Dupree-12	9,104
Jul 9	ATLANTA	W 94- 72	7-0	2-3	9-3	Wright-22	Brunson-12	Wright-5 Whalen-5	McCoughtry-16	8,623
Jul 11	@Indiana	W 69- 62	7-0	3-3	10-3	Whalen-23	Wright-9	Wright-4	Zellous-14	10,230
Jul 13	@Tulsa	W 86- 75	7-0	4-3	11-3	Whalen-25	Brunson-12	Whalen-11	Williams-22	6,171
Jul 19	@San Antonio	W 87- 71	7-0	5-3	12-3	Whalen-21	M. Moore-8	Whalen-7	Adams-13 Johnson-13 Perkins-13	7,105
Jul 21	@Phoenix	W 82- 77	7-0	6-3	13-3	Brunson-18	Brunson-13	Augustus-4 McCarville-4	Taurasi-26	9,806
Jul 24	PHOENIX	W 81- 69	8-0	6-3	14-3	Whalen-18	Brunson-7	Whalen-7	Dupree-17	16,404
Aug 2	SAN ANTONIO	W 85- 63	9-0	6-3	15-3	Augustus-18	Brunson-12	Whalen-8	Christon-15	8,733
Aug 4	SEATTLE	W 90- 72	10-0	6-3	16-3	Whalen-22	Brunson-11	McCarville-7 Whalen-7	Stricklen-24	9,032
Aug 6	@San Antonio	W 93- 80	10-0	7-3	17-3	M. Moore-26	M. Moore-10	Whalen-10	Adams-31	5,390
Aug 8	WASHINGTON	L 75- 79	10-1	7-3	17-4	M. Moore-24	Brunson-7	Whalen-5	Latta-24	8,723
Aug 11	@Chicago	L 86- 94(OT)	10-1	7-4	17-5	Augustus-26	Whalen-10	Whalen-6 Augustus-6	Delle Donne-32	6,297
Aug 16	TULSA	L 77- 83	10-2	7-4	17-6	Augustus-29	Peters-8	Whalen-6	Cambage-27	9,422
Aug 18	NEW YORK	W 88- 57	11-2	7-4	18-6	M. Moore-28	Brunson-8	Whalen-7	Montgomery-11 K. Smith-11	9,004
Aug 20	@Atlanta	L 75- 88	11-2	7-5	18-7	M. Moore-23	Brunson-14	Whalen-6	Hayes-23	4,855
Aug 22	@Connecticut	W 91- 77	11-2	8-5	19-7	Brunson-24	Brunson-11	Augustus-6	Charles-22	7,088
Aug 24	INDIANA	W 84- 77	12-2	8-5	20-7	M. Moore-35	Whalen-9	Whalen-7	Catchings-22	9,504
Aug 27	@New York	W 73- 47	12-2	9-5	21-7	Whalen-18	M. Moore-10	Augustus-3	Pondexter-13	5,997
Aug 31	SEATTLE	W 97- 74	13-2	9-5	22-7	M. Moore-30	Wright-6	Wright-7	Thompson-18	9,123
Sep 4	LOS ANGELES	W 83- 74	14-2	9-5	23-7	Augustus-23	Brunson-11	Whalen-14	Parker-25	9,314
Sep 7	@Seattle	W 75- 60	14-2	10-5	24-7	Brunson-19	McCarville-10 Peters-10	McCarville-4 Whalen-4	Wright-22	8,147
Sep 10	@Seattle	W 73- 60	14-2	11-5	25-7	M. Moore-20	Brunson-8	Whalen-4	Wright-14	5,486
Sep 12	@Los Angeles	L 84- 85	14-2	11-6	25-8	Augustus-23	Brunson-11	Wright-4 Whalen-4	Ogwumike-25	11,553
Sep 14	CHICAGO	W 79- 66	15-2	11-6	26-8	Whalen-23	M. Moore-11	M. Moore-6 Whalen-6	Fowles-17	9,613



2013 SEASON SUMMARY

	RECORD	HOME	ROAD	OT
OVERALL	26-8	15-2	11-6	0-1
EASTERN	8-4	5-1	3-3	0-1
WESTERN	18-4	10-1	8-3	

TEAM WINNING & LOSING STREAKS:

	OVERALL	HOME	ROAD
	Win 1	Win 5	Loss 1
Long:	Win 10	Win 10	Win 5
	Loss 3	Loss 2	Loss 2
Last:	Win - 09/14 vs CHI 79-66	Win - 09/14 vs CHI 79-66	Win - 09/10 @ SEA 73-60
	Loss - 09/12 @ LA 84-85	Loss - 08/16 vs TUL 77-83	Loss - 09/12 @ LA 84-85

MONTH	W/L	OFFENSE	vs. OPP	HOME ATTENDANCE
May	0-0	70+25-6	.500+12-6	17 Games
June	7-2	70<1-2	.500<14-2	159,483 Total
July	7-1	DEFENSE		9,381 Average
Aug.	8-4	70+15-8		16,404 High
Sep.	4-1	70<11-0		

MARGINS	1	2	3	4	5	6	7	8	9	10	11	12	13	14	15	16	17	18	19	20	21	22	23	24	25	26	27	28	29	30+
WON BY:					1		2		3		2	1	3	1	2	2		1		1		2	1	1		1				2
LOST BY:	1			1	1	1		1					1														1			1

At Start Of:		OVERALL	HOME	ROAD	ROAD	FG%	OVERALL	HOME-ROAD
					-44%	7-8	2-2	5-6
2nd Qtr	Ahead:	22-3	12-1	10-2	45-49%	5-0	4-0	1-0
	Behind:	2-5	1-1	1-4	50-54%	9-0	7-0	2-0
	Tied:	2-0	2-0	0-0	55-59%	5-0	2-0	3-0
3rd Qtr	Ahead	24-1	14-0	10-1	+60%	0-0	0-0	0-0
	Behind	2-7	1-2					
	Tied	0-0	0-0	0-0				
4th Qtr	Ahead	24-2	15-0	9-2				
	Behind	2-6	0-2	2-4				
	Tied	0-0	0-0	0-0				



## 2012 TEAM ROSTER



No.	Player	Pos	Ht	Wt	Birthdate	College	Yrs
1	Jessica Adair	C	6-4	197	12/19/1986	George Washington	2
33	Seimone Augustus	G	6-0	165	04/30/1984	LSU	6
32	Rebekkah Brunson	F	6-3	184	12/11/1981	Georgetown	8
6	Amber Harris	F	6-5	202	01/16/1988	Xavier	1
8	Taj McWilliams-Franklin	F/C	6-2	195	10/20/1970	St. Edward's	13
23	Maya Moore	F	6-0	175	06/11/1989	Connecticut	1
14	Devereaux Peters	F	6-2	170	10/08/1989	Notre Dame	R
5	Erin Thorn	G	5-10	145	05/19/1981	Brigham Young	9
13	Lindsay Whalen	G	5-9	160	05/09/1982	Minnesota	8
11	Candice Wiggins	G	5-11	147	02/14/1987	Stanford	4
22	Monica Wright	G/F	5-10	171	07/15/1988	Virginia	2

**Head Coach:** Cheryl Reeve (LaSalle)

**Assistant Coaches:** Jim Petersen (Minnesota), Shelley Patterson (Washington State)

**Trainers:** Chuck Barta (Wisconsin-La Crosse), Keith Uzpen (Minnesota State-Mankato)

## 2012 STARTING LINEUPS

Game #s	Forward	Forward	Center	Guard	Guard	Rec
1-7, 10-17, 20-27, 31	Moore	Brunson	McWilliams	Whalen	Augustus	20-4
8-9, 28-30	Moore	Brunson	McWilliams	Whalen	Wright	4-1
18-19	Augustus	Moore	McWilliams	Whalen	Wright	2-0
32	Moore	Brunson	McWilliams	Wiggins	Augustus	0-1
33	Moore	Peters	Brunson	Whalen	Augustus	1-0
34	Moore	Peters	McWilliams	Whalen	Augustus	0-1



## 2012 FINAL STATISTICS

PLAYER	G	GS	MIN	Field Goals			3-Point FG			Free Throws			Rebounds			AST	PF	DQ	STL	TO	BLK	PTS	AVG
				FG	FGA	PCT	FG	FGA	PCT	FT	FTA	PCT	OFF	DEF	TOT								
Augustus	29	29	826	192	391	.491	45	103	.437	52	61	.852	16	89	105	72	31	0	27	50	6	481	16.6
Moore	34	34	1011	199	428	.465	73	188	.388	87	99	.879	71	134	205	124	86	2	50	62	22	558	16.4
Whalen	33	33	891	148	293	.505	13	26	.500	72	99	.727	30	107	137	178	69	0	23	68	6	381	11.5
Brunson	31	31	837	138	273	.505	0	0	---	76	112	.679	108	169	277	37	71	0	37	40	29	352	11.4
Wright	34	7	660	103	225	.458	16	44	.364	71	96	.740	18	64	82	66	69	0	35	65	6	293	8.6
McWilliams-F	33	33	879	122	235	.519	2	5	.400	30	40	.750	55	122	177	84	75	1	34	66	46	276	8.4
Wiggins	34	1	741	71	197	.360	58	146	.397	32	37	.865	11	62	73	67	67	0	24	61	4	232	6.8
Peters	30	2	424	61	109	.560	0	0	---	36	51	.706	44	69	113	33	74	1	14	39	23	158	5.3
Harris	27	0	240	36	89	.404	7	18	.389	15	22	.682	10	40	50	15	27	0	9	15	13	94	3.5
Adair	19	0	168	13	37	.351	0	0	---	20	35	.571	11	29	40	6	28	0	3	14	4	46	2.4
Thorn	26	0	195	17	47	.362	12	34	.353	6	6	1.000	5	19	24	24	3	0	4	13	0	52	2.0
Wojta	1	0	4	0	2	.000	0	1	.000	0	0	---	1	1	2	0	2	0	0	1	0	0	0.0
<b>LYNX</b>	<b>34</b>	<b>-</b>	<b>6875</b>	<b>1100</b>	<b>2326</b>	<b>.473</b>	<b>226</b>	<b>565</b>	<b>.400</b>	<b>497</b>	<b>658</b>	<b>.755</b>	<b>380</b>	<b>905</b>	<b>1285</b>	<b>706</b>	<b>602</b>	<b>4</b>	<b>260</b>	<b>517</b>	<b>159</b>	<b>2923</b>	<b>86.0</b>
<b>OPPONENTS</b>	<b>34</b>	<b>-</b>	<b>6875</b>	<b>947</b>	<b>2327</b>	<b>.407</b>	<b>222</b>	<b>678</b>	<b>.327</b>	<b>474</b>	<b>626</b>	<b>.757</b>	<b>339</b>	<b>713</b>	<b>1052</b>	<b>530</b>	<b>656</b>	<b>4</b>	<b>267</b>	<b>493</b>	<b>105</b>	<b>2590</b>	<b>76.2</b>

PLAYER	Single-Game Highs							Average Per Game							Career Highs (C=Set, T=Tied This Season)						
	MIN	REB	AST	ST	TO	BL	PTS	MIN	REB	AST	STL	TO	BLK	PTS	FG	FGA	FT	FTA	REB	AST	PTS
Augustus	38	9	8	3	4	2	26	28.5	3.6	2.5	0.93	1.7	0.21	16.6	16	28	14	15	9T	10	39
Moore	42	12	8	7	5	2	29	29.7	6.0	3.6	1.47	1.8	0.65	16.4	9T	19C	11C	12C	12T	8C	29C
Whalen	38	9	10	3	6	1	29	27.0	4.2	5.4	0.70	2.1	0.18	11.5	13	19	13	16	12	13	33
Brunson	39	20	4	3	4	3	21	27.0	8.9	1.2	1.19	1.3	0.94	11.4	13	18	10	13	20C	4T	32
Wright	35	5	5	3	5	1	19	19.4	2.4	1.9	1.03	1.9	0.18	8.6	12	23	9C	12C	7	6	32
McWilliams-F	44	12	6	4	5	4	19	26.6	5.4	2.5	1.03	2.0	1.39	8.4	12	23	11	14	17	7	31
Wiggins	35	6	5	2	5	1	25	21.8	2.1	2.0	0.71	1.8	0.12	6.8	9	19	13	17	8	12	27
Peters	33	13	6	2	5	4	18	14.1	3.8	1.1	0.47	1.3	0.77	5.3	6C	10C	6C	8C	13C	6C	18C
Harris	21	7	3	2	3	3	10	8.9	1.9	0.6	0.33	0.6	0.48	3.5	6	10	5	8	8	3C	12
Adair	21	6	2	1	3	1	9	8.8	2.1	0.3	0.16	0.7	0.21	2.4	5	9	4T	6C	13	2T	10
Thorn	29	3	5	2	2	0	17	7.5	0.9	0.9	0.15	0.5	0.00	2.0	8	15	9	10	8	9	28
Wojta	4	2	0	0	1	0	0	4.0	2.0	0.0	0.00	1.0	0.00	0.0	0C	2C	0C	0C	2C	0C	0C
<b>LYNX</b>	<b>250</b>	<b>53</b>	<b>29</b>	<b>12</b>	<b>20</b>	<b>9</b>	<b>107</b>	<b>202.2</b>	<b>37.8</b>	<b>20.8</b>	<b>7.65</b>	<b>15.2</b>	<b>4.68</b>	<b>86.0</b>	<b>44C</b>	<b>95</b>	<b>37</b>	<b>45</b>	<b>53C</b>	<b>30</b>	<b>124</b>
<b>OPPONENTS</b>	<b>250</b>	<b>48</b>	<b>24</b>	<b>13</b>	<b>24</b>	<b>7</b>	<b>99</b>	<b>202.2</b>	<b>30.9</b>	<b>15.6</b>	<b>7.85</b>	<b>14.5</b>	<b>3.09</b>	<b>76.2</b>	<b>47</b>	<b>96</b>	<b>42</b>	<b>55</b>	<b>56</b>	<b>30</b>	<b>127</b>



## 2012 OFFENSIVE GAME-BY-GAME STATISTICS

Date	Opponent	W/L	G	MIN	Field Goals			3-Point FG			Free Throws			Rebounds							PF	STL	TO	BLK	PTS
					FG	FGA	PCT	FG	FGA	PCT	FT	FTA	PCT	OFF	DEF	TOT	AST								
M20	PHO	W	1	200	44	77	.571	4	8	.500	13	18	.722	12	28	40	22	17	12	15	5	105			
M22	@NY	W	1	200	32	64	.500	3	11	.273	13	17	.765	9	29	38	15	20	5	15	5	80			
M24	LA	W	1	200	34	64	.531	4	11	.364	20	29	.690	13	17	30	15	16	11	19	2	92			
M27	SEA	W	1	200	30	67	.448	8	14	.571	16	18	.889	13	27	40	24	14	8	16	7	84			
M30	@WAS	W	1	200	31	55	.564	4	11	.364	13	19	.684	12	18	30	18	14	5	18	3	79			
Jn1	@CON	W	1	200	33	66	.500	4	11	.364	15	19	.790	12	31	43	15	21	10	20	3	85			
Jn3	SA	W	1	200	35	66	.530	4	12	.333	9	16	.563	10	29	39	25	22	4	13	4	83			
Jn6	SEA	W	1	200	29	53	.547	6	14	.429	15	25	.600	7	26	33	19	17	7	15	4	79			
Jn9	@TUL	W	1	200	34	60	.567	10	18	.556	15	18	.833	7	24	31	23	18	9	16	6	93			
Jn15	@PHO	W	1	200	28	72	.389	6	19	.316	16	24	.667	13	28	41	15	18	10	12	9	78			
Jn17	@SEA	L	1	200	24	64	.375	3	12	.250	11	16	.688	11	23	34	16	18	10	16	4	62			
Jn21	NY	W	1	200	36	77	.468	10	18	.556	20	27	.741	16	33	49	26	15	8	11	3	102			
Jn23	CHI	W	1	200	30	64	.469	6	11	.546	13	17	.765	8	23	31	21	18	12	20	4	79			
Jn27	PHO	W	1	200	35	78	.449	6	18	.333	20	26	.769	13	32	45	27	20	6	13	8	96			
Jy1	@SA	L	1	200	31	63	.492	5	10	.500	17	24	.708	12	22	34	16	23	5	15	2	84			
Jy5	@LA	L	1	200	36	86	.419	9	26	.346	9	17	.529	16	24	40	24	24	10	14	5	90			
Jy7	CON	L	1	200	30	76	.395	7	15	.467	13	17	.765	10	28	38	21	21	4	8	2	80			
Jy10	@TUL	W	1	200	41	59	.695	11	16	.688	14	17	.824	5	23	28	23	16	5	18	4	107			
Jy12	TUL	W	1	200	32	74	.432	7	25	.280	18	22	.818	11	33	44	22	25	5	20	5	89			
A17	WAS	W	1	200	39	76	.513	5	15	.333	15	21	.714	12	23	35	29	17	9	15	3	98			
A19	TUL	W	1	200	30	60	.500	8	15	.533	15	20	.750	7	31	38	20	14	10	19	7	83			
A21	@SEA	W	1	200	35	70	.500	11	19	.579	5	8	.625	10	29	39	27	16	7	13	3	86			
A25	@ATL	W	1	200	31	70	.443	3	17	.177	19	23	.826	10	36	46	20	17	10	14	5	84			
A28	SA	W	1	225	40	92	.435	6	20	.300	10	15	.667	19	33	52	22	13	6	12	5	96			
A31	TUL	W	1	200	34	77	.442	7	21	.334	17	20	.850	18	26	44	22	14	6	9	5	92			
S4	LA	W	1	200	32	76	.421	9	23	.391	15	16	.938	13	20	33	22	19	11	15	1	88			
S7	ATL	W	1	250	33	77	.429	5	16	.313	26	34	.765	17	36	53	18	20	10	19	8	97			
S9	@SA	W	1	200	33	60	.550	7	12	.583	8	9	.889	6	33	39	26	14	4	15	6	81			
S11	@CHI	L	1	200	26	56	.464	9	20	.450	9	11	.818	3	21	24	21	15	8	18	7	70			
S14	@IND	W	1	200	27	56	.482	2	12	.167	10	12	.833	7	23	30	16	18	4	17	3	66			
S17	IND	W	1	200	30	63	.476	9	18	.500	17	20	.850	17	20	37	18	12	8	14	4	86			
S20	@LA	L	1	200	23	66	.349	6	27	.222	24	29	.828	12	25	37	16	19	9	17	4	76			
S21	@PHO	W	1	200	33	76	.434	10	22	.455	13	17	.765	12	29	41	24	15	8	15	7	89			
S23	@SA	L	1	200	29	66	.439	12	28	.429	14	17	.824	7	22	29	18	22	4	11	6	84			
Season Totals			34	6875	1100	2326	.473	226	565	.400	497	658	.755	380	905	1285	706	602	260	517	159	2923			
Season Averages				202.2	32.4	68.4		6.6	16.6		14.6	19.4		11.2	26.6	37.8	20.8	17.7	7.6	15.2	4.7	86.0			



## 2012 DEFENSIVE GAME-BY-GAME STATISTICS

Date	Opponent	W/L	G	MIN	Field Goals			3-Point FG			Free Throws			Rebounds								PTS
					FG	FGA	PCT	FG	FGA	PCT	FT	FTA	PCT	OFF	DEF	TOT	AST	PF	STL	TO	BLK	
M20	PHO	W	1	200	30	75	.400	12	26	.462	11	18	.611	10	18	28	16	17	11	17	2	83
M22	@ NY	W	1	200	25	74	.338	5	20	.250	7	11	.636	14	17	31	7	12	8	15	5	62
M24	LA	W	1	200	29	59	.492	4	12	.333	22	26	.846	8	19	27	12	23	7	19	1	84
M27	SEA	W	1	200	25	66	.379	14	34	.412	7	13	.538	8	19	27	19	21	7	17	2	71
M30	@ WAS	W	1	200	29	60	.483	7	19	.368	12	16	.750	9	13	22	15	20	12	11	1	77
Jn1	@ CON	W	1	200	26	80	.325	2	19	.105	18	25	.720	19	15	34	12	16	11	14	5	72
Jn3	SA	W	1	200	28	73	.384	9	26	.346	14	22	.636	13	20	33	15	19	5	8	3	79
Jn6	SEAT	W	1	200	19	57	.333	4	22	.182	13	19	.684	7	18	25	9	24	7	15	0	55
Jn9	@ TUL	W	1	200	24	61	.393	10	23	.435	15	18	.833	9	17	26	14	23	9	19	2	73
Jn15	@ PHO	W	1	200	19	66	.288	2	19	.105	20	23	.870	12	28	40	8	20	6	17	6	60
Jn17	@ SEA	L	1	200	25	57	.439	7	16	.438	8	14	.571	5	22	27	17	17	7	17	3	65
Jn21	NY	W	1	200	28	72	.389	10	22	.455	4	7	.571	8	23	31	13	25	5	15	6	70
Jn23	CHI	W	1	200	26	65	.400	3	16	.188	12	16	.750	12	22	34	12	19	11	24	1	67
Jn27	PHO	W	1	200	26	74	.351	9	25	.360	19	21	.905	8	23	31	8	20	5	14	3	80
Jy1	@ SA	L	1	200	31	64	.484	13	25	.520	18	21	.857	8	22	30	19	21	8	12	2	93
Jy5	@ LA	L	1	200	30	68	.441	8	16	.500	28	34	.824	13	26	39	18	20	8	15	5	96
Jy7	CON	L	1	200	31	74	.419	6	22	.273	18	24	.750	12	36	48	12	17	3	10	1	86
Jy10	@ TUL	W	1	200	31	64	.484	11	24	.458	13	17	.765	8	11	19	20	20	10	17	1	86
Jy12	TUL	W	1	200	24	71	.338	1	14	.071	25	30	.833	12	24	36	14	23	12	16	4	74
A17	WAS	W	1	200	25	67	.373	3	13	.231	16	23	.696	15	17	32	17	21	9	19	7	69
A19	TUL	W	1	200	24	68	.353	6	24	.250	5	11	.455	10	17	27	16	19	7	17	5	59
A21	@ SEA	W	1	200	26	61	.426	3	15	.200	18	23	.783	3	22	25	16	11	9	13	1	73
A25	@ ATL	W	1	200	27	75	.360	10	31	.323	10	16	.625	8	24	32	19	24	6	13	2	74
A28	SA	W	1	225	32	77	.416	4	17	.235	16	21	.762	7	24	31	19	18	6	8	5	84
A31	TUL	W	1	200	34	67	.507	6	19	.316	9	12	.750	6	19	25	17	19	6	10	4	83
S4	LA	W	1	200	30	62	.484	5	14	.357	12	16	.750	8	28	36	21	20	8	20	4	77
S7	ATL	W	1	250	37	94	.394	5	21	.238	14	16	.875	19	26	45	18	28	7	14	6	93
S9	@ SA	W	1	200	24	66	.364	4	18	.222	10	16	.625	9	21	30	15	12	7	10	0	62
S11	@ CHI	L	1	200	31	67	.463	7	16	.438	14	18	.778	11	20	31	19	14	11	13	5	83
S14	@ IND	W	1	200	26	67	.388	2	18	.111	10	13	.769	12	15	27	9	13	7	9	3	64
S17	IND	W	1	200	31	71	.437	11	26	.423	6	7	.857	12	13	25	24	18	8	12	3	79
S20	@ LA	L	1	200	37	69	.536	3	10	.300	15	19	.789	6	27	33	23	25	13	16	4	92
S21	@ PHO	W	1	200	25	69	.362	3	15	.200	13	17	.765	12	23	35	13	22	6	19	2	66
S23	@ SA	L	1	200	32	68	.471	13	21	.619	22	23	.957	7	24	31	24	15	5	8	1	99
Season Totals			34	6875	947	2328	.407	222	678	.327	474	626	.757	340	713	1053	530	656	267	493	105	2590
Season Averages				202.2	27.9	68.5		6.5	19.9		13.9	18.4		10.0	21.0	31.0	15.6	19.3	7.9	14.5	3.1	76.2



## 2012 DAY-BY-DAY STATISTICS

Date	Opp	Score	Home	Road	Total	High Scoring	High Rebounds	High Assists	Opponent Scoring	Atten.
May 20	PHO	W105-83	1-0	0-0	1-0	Augustus-19	Brunson-9	Three Players-5	Houston-24	12,611
May 22	@NY	W 80-62	1-0	1-0	2-0	Augustus-22	McWilliams-Franklin-10	Moore-7	Pondexter-15	5,411
May 24	LA	W 92-84	2-0	1-0	3-0	Augustus-25	McWilliams-Franklin-8	McWilliams-Franklin-4	Parker/Toliver-23	7,923
May 27	SEA	W 84-71	3-0	1-0	4-0	Moore-19	Brunson-7	Whalen-8	Wauters-13	7,832
May 30	@WAS	W 79-77	3-0	2-0	5-0	Brunson/Moore-16	Brunson-9	Whalen-7	Ajavon-20	8,131
Jun 1	@CON	W 85-72	3-0	3-0	6-0	Augustus-23	Brunson-13	Whalen-8	Charles-20	7,249
Jun 3	SA	W 83-79	4-0	3-0	7-0	Brunson/Moore-17	Brunson/Whalen-8	Whalen-7	Adams-21	7,942
Jun 6	SEA	W 79-55	5-0	3-0	8-0	McWilliams-Frank-17	Wiggins-6	Whalen-5	Wright-14	8,263
Jun 9	@TUL	W 93-73	5-0	4-0	9-0	Moore-26	Brunson/McWilliams-Fra-6	Whalen-10	Lacy-15	5,113
Jun 15	@PHO	W 78-60	5-0	5-0	10-0	Whalen-29	Harris/Moore-7	Augustus/Wright-3	Bonner-18	7,394
Jun 17	@SEA	L 62-65	5-0	5-1	10-1	Moore-14	Brunson-11	Three Players-4	Bird-21	8,349
Jun 21	NY	W 102-70	6-0	5-1	11-1	Augustus-26	Brunson/Moore-10	Augustus-8	Pondexter-30	9,050
Jun 23	CHI	W 79-67	7-0	5-1	12-1	Whalen-25	Brunson-7	Whalen-8	Fowles-22	9,267
Jun 27	PHO	W 96-80	8-0	5-1	13-1	Augustus/Brunson-16	Brunson-13	Moore/Whalen-6	Bonner-23	9,674
Jul 1	@SA	L 84-93	8-0	5-2	13-2	Wright-18	Brunson-10	Brunson-4	Hammon-23	6,568
Jul 5	@LA	L 90-96	8-0	5-3	13-3	Augustus-18	Brunson/McWilliams-Fra-9	McWilliams-Frank-6	Toliver-29	11,256
Jul 7	CON	L 80-86	8-1	5-3	13-4	Moore-19	Brunson/McWilliams-Fra-8	Whalen-5	Lawson-22	10,882
Jul 10	@TUL	W107-86	8-1	6-3	4-4	Wiggins-25	McWilliams-Frank-8	Whalen-7	Latta-25	6,012
Jul 12	TUL	W 89-74	9-1	6-3	15-4	Moore-28	McWilliams-Frank-12	Whalen-8	G. Johnson-30	15,318
Aug 17	WAS	W 98-69	10-1	6-3	16-4	Augustus-20	Brunson-7	Whalen-9	hree Players-12	10,933
Aug 19	TUL	W 83-59	11-1	6-3	17-4	Moore-22	Moore-10	Moore-6	G. Johnson-17	10,223
Aug 21	@SEA	W 86-73	11-1	7-3	18-4	Augustus-22	Brunson-14	Whalen-9	Little-20	6,169
Aug 25	@ATL	W 84-74	11-1	8-3	19-4	Augustus-23	Brunson-13	Whalen-8	Lyttle/McCoughtry-14	7,224
Aug 28	SA	W 96-84 (OT)	12-1	8-3	20-4	Augustus/McWillia-19	Brunson-20	Whalen-8	Perkins/Young-19	8,532
Aug 31	TUL	W 92-83	13-1	8-3	21-4	Three Players-19	Brunson-11	Moore-8	Williams-21	9,213
Sep 4	LA	W 88-77	14-1	8-3	22-4	Augustus/Moore-23	Moore-9	McWilliams-Franklin-5	Beard-17	8,123
Sep 7	ATL	W 97-93 (2OT)	15-1	8-3	23-4	Moore-23	Brunson-18	Whalen-5	McCoughtry-30	9,308
Sep 9	@SA	W 81-62	15-1	9-3	24-4	Moore-18	Brunson/Moore-12	Moore-6	Young-20	6,025
Sep 11	@CHI	70-83	15-1	9-4	24-5	Moore-18	Brunson/Wright-5	Moore-7	Prince-26	4,296
Sep 14	@IND	W 66-64	15-1	10-4	25-5	Moore-15	Moore-7	Moore-5	January-16	8,819
Sep 17	IND	W 86-79	16-1	10-4	26-5	Moore-29	Whalen-8	Whalen-6	Catchings-19	9,523
Sep 20	@LA	L 76-92	16-1	10-5	26-6	Wright-19	Peters-13	Thorn-5	Ogwumike/Parker-22	10,217
Sep 21	@PHO	W 89-66	16-1	11-5	27-6	Moore-21	Peters-9	Peters-6	Bonner-17	7,217
Sep 23	@SA	L 84-99	16-1	11-6	27-7	Augustus-18	Peters-10	Whalen-5	Adams-28	8,084





# 2012 SEASON SUMMARY

	RECORD	HOME	ROAD	OT
OVERALL	27-7	16-1	11-6	2-0
EASTERN	10-2	5-1	5-1	1-0
WESTERN	17-5	11-0	6-5	1-0

## TEAM WINNING & LOSING STREAKS:

	OVERALL	HOME	ROAD
	Loss 1	Wom 8	Loss 1
Long:	Win 11	Win 8	Win 5
	Loss 3	Loss 1	Loss 3
Last:	Win - 09/21 @ PHO 89-66	Win - 09/17 vs IND 86-79	Win - 09/21 @ PHO 89-66
	Loss - 09/23 @ SA 84-99	Loss - 07/07 vs CT 80-86	Loss - 09-23 @ SA 84-99

MONTH	W/L	OFFENSE	vs. OPP	HOME ATTENDANCE
May	5-0	70+26-6	.500+12-5	17 Games
June	8-1	<70 1-1	<.500 14-2	164,617 Total
July	2-3	DEFENSE		9,683 Average
Aug.	6-0	70+18-6		15,318 High
Sep.	6-3	<70 9-1		

MARGINS	1	2	3	4	5	6	7	8	9	10	11	12	13	14	15	16	17	18	19	20	21	22	23	24	25	26	27	28	29	30+
WON BY:		2		2			1	1	11	1	1	2	3		1	1			2	1	1	1	1	2					1	1
LOST BY:			1			2			1				1		1	1														

At Start Of:		OVERALL	HOME	ROAD	ROAD	FG%	OVERALL	HOME-ROAD
					-44%	10-5	7-1	3-4
2nd Qtr	Ahead:	18-0	10-0	8-0	45-49%	4-2	3-0	1-2
	Behind:	8-7	5-1	3-6	50-54%	8-0	5-0	3-0
	Tied:	1-0	1-0	0-0	55-59%	4-0	1-0	3-0
3rd Qtr	Ahead	22-0	11-0	11-0	+60%	1-0	0-0	1-0
	Behind	5-7	5-1	0-0				
	Tied	0-0	0-0	0-0				
4th Qtr	Ahead	23-0	13-0	10-0				
	Behind	3-7	2-1	1-6				
	Tied	1-0	1-0	0-0				



# 2011 TEAM ROSTER



No.	Player	Pos	Ht	Wt	Birthdate	College	Yrs
1	Jessica Adair	C	6-4	206	12/19/1986	George Washington	1
33	Seimone Augustus	F/G	6-0	168	04/30/1984	LSU	5
32	Rebekkah Brunson	F	6-3	177	12/11/1981	Georgetown	7
6	Amber Harris	F	6-5	215	01/16/1988	Xavier	R
14	Alexis Hornbuckle	G	5-11	155	10/16/1985	Tennessee	3
24	Charde Houston	F	6-0	186	04/10/1986	Connecticut	3
8	Taj McWilliams-Franklin	F/C	6-2	195	08/20/1970	St. Edward's	13
23	Maya Moore	F	6-0	175	06/11/1989	Connecticut	R
13	Lindsay Whalen	G	5-9	169	05/09/1982	Minnesota	7
11	Candice Wiggins	G	5-11	152	02/14/1987	Stanford	3
22	Monica Wright	G/F	5-10	178	07/15/1988	Virginia	1

**Head Coach:** Cheryl Reeve (LaSalle)  
**Assistant Coaches:** Jim Petersen (Minnesota), Shelley Patterson (Washington State)  
**Trainers:** Chuck Barta (Wisconsin-La Crosse), Keith Uzpen (Minnesota State-Mankato)

# 2011 STARTING LINEUPS

Game #s	Forward	Forward	Center	Guard	Guard	Rec
1-8, 10-34	Moore	Brunson	McWilliams	Whalen	Augustus	26-7
9	Moore	Brunson	Adair	Whalen	Augustus	1-0



## 2011 FINAL STATISTICS

PLAYER	G	GS	MIN	Field Goals			3-Point FG			Free Throws			Rebounds			AST	PF	DQ	STL	TO	BLK	PTS	AVG
				FG	FGA	PCT	FG	FGA	PCT	FT	FTA	PCT	OFF	DEF	TOT								
Augustus	34	34	997	231	458	.504	25	60	.417	64	74	.865	19	101	120	75	41	0	30	45	15	551	16.2
Whalen	34	34	956	179	350	.511	17	42	.405	89	122	.730	30	89	119	199	64	0	37	75	5	464	13.6
Moore	34	34	951	164	374	.439	58	157	.369	63	80	.788	57	100	157	90	92	1	48	50	16	449	13.2
Brunson	34	34	938	137	268	.511	0	0	---	74	111	.667	96	205	301	40	72	0	28	51	18	348	10.2
McWilliams-Franklin	34	33	966	116	261	.444	2	9	.222	47	61	.770	74	131	205	81	81	1	35	53	24	281	8.3
Wiggins	34	0	582	68	176	.386	49	124	.395	15	24	.625	6	57	63	50	59	0	18	30	7	200	5.9
Wright	29	0	393	53	140	.379	7	27	.259	36	48	.750	6	41	47	31	46	0	23	28	5	149	5.1
Adair	31	1	321	50	103	.485	0	0	---	32	49	.653	43	47	90	10	51	1	8	27	18	132	4.3
Harris	27	0	278	33	83	.398	0	0	---	23	31	.742	24	36	60	11	33	0	3	13	11	89	3.3
Houston	27	0	210	31	85	.365	6	23	.261	9	12	.750	10	37	47	14	34	0	9	21	2	77	2.9
Hornbuckle	29	0	208	12	32	.375	5	17	.294	2	4	.500	6	27	33	16	30	0	10	21	3	31	1.1
<b>LYNX</b>	<b>34</b>	<b>-</b>	<b>6800</b>	<b>1074</b>	<b>2330</b>	<b>.461</b>	<b>169</b>	<b>459</b>	<b>.368</b>	<b>454</b>	<b>616</b>	<b>.737</b>	<b>371</b>	<b>871</b>	<b>1242</b>	<b>617</b>	<b>603</b>	<b>3</b>	<b>249</b>	<b>439</b>	<b>124</b>	<b>2771</b>	<b>81.5</b>
<b>OPPONENTS</b>	<b>34</b>	<b>-</b>	<b>6800</b>	<b>896</b>	<b>2169</b>	<b>.413</b>	<b>231</b>	<b>653</b>	<b>.354</b>	<b>480</b>	<b>611</b>	<b>.786</b>	<b>268</b>	<b>757</b>	<b>1025</b>	<b>512</b>	<b>616</b>	<b>1</b>	<b>204</b>	<b>508</b>	<b>121</b>	<b>2503</b>	<b>73.6</b>

PLAYER	Single-Game Highs							Average Per Game							Career Highs (C=Set, T=Tied This Season)						
	MIN	REB	AST	ST	TO	BL	PTS	MIN	REB	AST	STL	TO	BLK	PTS	FG	FGA	FT	FTA	REB	AST	PTS
Augustus	37	7	6	3	5	2	26	29.3	3.5	2.2	0.88	1.3	0.44	16.2	16	28	14	15	9	10	39
Whalen	36	7	10	4	5	2	24	28.1	3.5	5.9	1.09	2.2	0.15	13.6	13	19C	13	16	12	13	33
Moore	35	12	6	5	5	2	28	28.0	4.6	2.6	1.41	1.5	0.47	13.2	9C	18C	6C	8C	12C	6C	28C
Brunson	37	16	4	3	5	2	22	27.6	8.9	1.2	0.82	1.5	0.53	10.2	13	18	10	13	19	4T	32
McWilliams-Frankl	37	12	5	5	5	3	18	28.4	6.0	2.4	1.03	1.6	0.71	8.3	12	23	11	14	17	7	31
Wiggins	26	7	5	2	3	2	18	17.1	1.9	1.5	0.53	0.9	0.21	5.9	9	19	13	17	8	12	27
Wright	26	3	6	4	4	1	15	13.6	1.6	1.1	0.79	1.0	0.17	5.1	12	23	8	8	7	6C	32
Adair	22	13	2	2	4	4	10	10.4	2.9	0.3	0.26	0.9	0.58	4.3	5C	9C	4C	5C	13C	2C	10C
Harris	21	8	2	1	3	3	12	10.3	2.2	0.4	0.11	0.5	0.41	3.3	6C	10C	5C	8C	8C	2C	12C
Houston	17	5	2	2	2	1	9	7.8	1.7	0.5	0.33	0.8	0.07	2.9	12	23	8	9	13	5	26
Hornbuckle	20	5	2	2	2	1	7	7.2	1.1	0.6	0.34	0.7	0.10	1.1	6	12	6	10	15	7	14
<b>LYNX</b>	<b>200</b>	<b>51</b>	<b>24</b>	<b>12</b>	<b>20</b>	<b>10</b>	<b>106</b>	<b>200.0</b>	<b>36.5</b>	<b>18.1</b>	<b>7.32</b>	<b>12.9</b>	<b>3.65</b>	<b>81.5</b>	<b>42T</b>	<b>95</b>	<b>37</b>	<b>45</b>	<b>51C</b>	<b>30</b>	<b>124</b>
<b>OPPONENTS</b>	<b>200</b>	<b>41</b>	<b>30</b>	<b>11</b>	<b>27</b>	<b>8</b>	<b>112</b>	<b>200.0</b>	<b>30.1</b>	<b>15.1</b>	<b>6.00</b>	<b>14.9</b>	<b>3.56</b>	<b>73.6</b>	<b>47</b>	<b>96</b>	<b>42</b>	<b>55</b>	<b>56</b>	<b>30T</b>	<b>127</b>



## 2011 OFFENSIVE GAME-BY-GAME STATISTICS

Date	Opponent	W/L	G	MIN	Field Goals			3-Point FG			Free Throws			Rebounds			AST	PF	STL	TO	BLK	PTS
					FG	FGA	PCT	FG	FGA	PCT	FT	FTA	PCT	OFF	DEF	TOT						
Jn3	@LA	L	1	200	29	71	.409	8	19	.421	8	10	.800	11	22	33	23	15	6	11	1	74
Jn5	LA	W	1	200	32	74	.432	6	16	.375	16	21	.762	15	29	44	17	20	6	12	4	86
Jn7	TUL	W	1	200	25	67	.373	3	10	.300	22	25	.880	10	34	44	12	18	6	12	4	75
Jn9	@SEA	W	1	200	32	56	.571	2	7	.286	15	21	.714	5	29	34	18	12	5	15	1	81
Jn17	ATL	W	1	200	36	69	.522	1	10	.100	23	29	.793	8	25	33	23	22	9	13	1	96
Jn19	@ATL	W	1	200	28	72	.389	5	15	.333	16	21	.762	17	34	51	18	27	9	19	3	77
Jn24	@SEA	L	1	200	21	68	.309	1	11	.091	12	15	.800	11	25	36	9	25	7	14	4	55
Jn26	IND	L	1	200	30	74	.405	3	10	.300	12	19	.632	17	22	39	17	17	5	11	4	75
Jn30	@TUL	W	1	200	36	70	.514	6	14	.429	23	26	.885	10	28	38	21	21	12	20	2	101
Jy9	CON	W	1	200	36	74	.487	10	20	.500	8	10	.800	9	33	42	24	11	5	12	3	90
Jy13	PHO	L	1	200	42	86	.488	4	19	.211	17	24	.708	13	26	39	23	22	10	10	6	105
Jy15	@IND	W	1	200	33	67	.493	5	9	.556	9	12	.750	15	23	38	18	18	7	18	4	80
Jy16	SEA	W	1	200	28	65	.431	4	8	.500	9	15	.600	12	23	35	14	13	8	11	4	69
Jy20	@PHO	W	1	200	40	71	.563	6	15	.400	20	28	.714	10	21	31	21	29	12	11	2	106
Jy26	LA	W	1	200	36	72	.500	1	6	.167	12	15	.800	12	16	28	23	16	12	15	3	85
Jy29	SEA	W	1	200	36	64	.563	7	13	.539	13	17	.765	6	22	28	24	16	8	16	2	92
Jy31	@SA	W	1	200	31	67	.463	3	9	.333	5	11	.455	9	34	43	21	12	8	16	3	70
A2	PHO	W	1	200	31	66	.470	8	17	.471	20	32	.625	11	27	38	14	19	7	10	9	90
A4	SA	W	1	200	19	69	.275	5	20	.250	19	24	.792	11	28	39	13	13	8	10	5	62
A7	@LA	W	1	200	32	65	.492	4	19	.211	16	20	.800	12	16	28	19	25	9	12	1	84
A9	@PHO	L	1	200	29	68	.427	12	20	.600	10	13	.769	9	25	34	17	24	10	15	4	80
A12	@CHI	W	1	200	29	68	.427	7	14	.500	14	22	.636	12	30	42	14	14	6	14	8	79
A14	TUL	W	1	200	33	69	.478	3	8	.375	13	20	.650	9	21	30	21	15	10	11	6	82
A16	@CON	L	1	200	31	73	.425	4	18	.222	13	21	.619	9	23	32	14	24	3	11	5	79
A18	@WAS	W	1	200	36	63	.571	2	5	.400	7	11	.636	10	20	30	20	17	10	13	4	81
A20	LA	W	1	200	33	76	.434	9	20	.450	12	17	.706	20	23	43	22	11	6	11	2	87
A23	@TUL	W	1	200	30	60	.500	2	5	.400	16	22	.727	8	19	27	17	16	7	8	3	78
A26	SA	W	1	200	34	71	.479	4	14	.286	13	16	.813	14	23	37	17	13	6	13	6	85
A28	@SA	W	1	200	29	69	.420	4	15	.267	10	10	1.000	12	38	50	18	17	3	11	4	72
A30	WAS	W	1	200	32	57	.561	3	12	.250	6	11	.546	6	25	31	13	17	11	18	0	73
S2	NY	L	1	200	23	68	.338	7	18	.389	9	14	.643	12	25	37	15	11	4	11	1	62
S4	@NY	W	1	200	34	63	.540	8	18	.444	10	13	.769	8	25	33	24	24	2	13	10	86
S8	CHI	W	1	200	31	72	.431	5	15	.333	11	14	.786	9	29	38	14	15	6	9	4	78
S11	@PHO	W	1	200	37	66	.561	7	10	.700	15	17	.882	9	28	37	19	14	6	13	1	96
Season Totals		34	6800	1074	2330	.461	169	459	.368	454	616	.737	371	871	1242	617	603	249	439	124	2771	
Season Averages				200.0	31.6	68.5		5.0	13.5		13.4	18.1		10.9	25.6	36.5	18.1	17.7	7.3	12.9	3.6	81.5



## 2011 DEFENSIVE GAME-BY-GAME STATISTICS

Date	Opponent	W/L	G	MIN	Field Goals			3-Point FG			Free Throws			Rebounds			AST	PF	STL	TO	BLK	PTS
					FG	FGA	PCT	FG	FGA	PCT	FT	FTA	PCT	OFF	DEF	TOT						
Jn3	@LA	L	1	200	31	66	.470	10	24	.417	10	14	.714	14	27	41	17	15	4	14	5	82
Jn5	LA	W	1	200	23	62	.371	7	19	.368	16	18	.889	5	23	28	16	19	3	17	0	69
Jn7	TUL	W	1	200	23	68	.338	4	20	.200	15	18	.833	7	28	35	9	24	7	12	5	65
Jn9	@SEA	W	1	200	30	73	.411	8	25	.320	6	8	.750	7	19	26	13	21	7	11	3	74
Jn17	ATL	W	1	200	32	73	.438	4	11	.364	17	26	.654	15	21	36	13	24	8	18	3	85
Jn19	@ATL	W	1	200	21	70	.300	2	18	.111	20	32	.625	16	22	38	12	19	3	16	4	64
Jn24	@SEA	L	1	200	21	51	.412	2	13	.154	21	25	.840	4	30	34	14	20	5	17	3	65
Jn26	IND	L	1	200	27	59	.458	8	18	.444	16	18	.888	4	22	26	15	21	5	11	4	78
Jn30	@TUL	W	1	200	24	63	.381	7	25	.280	16	22	.727	5	19	24	17	27	11	27	3	71
Jy9	CON	W	1	200	27	78	.346	6	19	.316	7	7	1.000	8	24	32	12	10	8	11	3	67
Jy13	PHO	L	1	200	39	73	.534	14	27	.519	20	22	.909	4	28	32	30	24	5	15	2	112
Jy15	@IND	W	1	200	24	61	.393	7	25	.280	15	18	.833	9	17	26	16	15	9	18	4	70
Jy16	SEA	W	1	200	22	58	.379	9	23	.391	9	9	1.000	5	25	30	10	19	6	17	2	62
Jy20	@PHO	W	1	200	32	62	.516	10	23	.435	24	34	.706	9	17	26	21	20	4	17	5	98
Jy26	LA	W	1	200	26	56	.464	7	14	.500	13	19	.684	11	21	32	10	18	7	25	3	72
Jy29	SEATTLE	W	1	200	22	53	.415	4	15	.267	19	22	.864	5	19	24	19	17	11	18	5	67
Jy31	@SA	W	1	200	24	61	.393	8	18	.444	13	17	.765	3	25	28	20	11	10	12	3	69
A2	PHO	W	1	200	25	63	.397	4	10	.400	19	21	.905	7	23	30	10	23	6	16	2	73
A4	SA	W	1	200	23	60	.383	2	14	.143	12	16	.750	5	34	39	10	18	4	15	4	60
A7	@LA	W	1	200	28	55	.509	5	14	.357	17	20	.850	8	19	27	16	22	7	18	2	78
A9	@PHO	L	1	200	27	66	.409	9	21	.429	22	29	.759	14	26	40	14	19	6	14	7	85
A12	@CHI	W	1	200	31	71	.437	3	10	.300	11	15	.733	6	26	32	15	16	8	11	6	76
A14	TUL	W	1	200	17	50	.340	5	13	.385	15	18	.833	4	20	24	8	20	6	20	6	54
A16	@CON	L	1	200	38	72	.528	9	19	.474	23	32	.719	11	25	36	23	17	5	8	4	108
A18	@WAS	W	1	200	26	61	.426	4	21	.190	6	8	.750	11	16	27	11	17	7	17	2	62
A20	LA	W	1	200	27	56	.482	8	17	.471	6	9	.667	5	19	24	15	14	3	17	3	68
A23	@TUL	W	1	200	27	63	.429	5	22	.227	13	14	.929	10	24	34	16	18	1	15	2	72
A26	SA	W	1	200	28	61	.459	6	17	.353	13	16	.813	6	17	23	20	17	8	13	2	75
A28	@SA	W	1	200	19	63	.302	11	28	.393	12	17	.706	6	21	27	16	15	6	8	3	61
A30	WAS	W	1	200	21	59	.356	5	19	.263	9	12	.750	4	19	23	9	15	8	19	0	56
S2	NY	L	1	200	29	72	.403	13	26	.500	7	9	.778	13	26	39	14	16	6	13	5	78
S4	@NY	W	1	200	25	70	.357	3	13	.231	15	20	.750	11	17	28	16	17	4	10	1	68
S8	CHI	W	1	200	25	69	.362	7	23	.304	12	14	.857	9	23	32	15	16	3	11	8	69
S11	@PHO	W	1	200	32	71	.451	15	29	.517	11	12	.917	7	15	22	20	12	3	7	7	90
Season Totals		34	6800	896	2169	.413	231	653	.354	480	611	.786	268	757	1025	512	616	204	508	121	2503	
Season Averages				200.0	26.4	.63.8		6.8	19.2		14.1	18.0		7.9	22.3	30.1	15.1	18.1	6.0	14.9	3.6	73.6



## 2011 DAY-BY-DAY STATISTICS

Date	Opp	Score	Home	Road	Total	High Scoring	High Rebounds	High Assists	Opponent Scoring	Atten.
Jun 3	@LA	L 74-82	0-0	0-1	0-1	Moore-21	Brunson-12	Whalen-5	Parker-19	13,589
Jun 5	LA	W 86-69	1-0	0-1	1-1	Augustus-17	Brunson-15	Whalen-7	Toliver-13	10,123
Jun 7	TUL	W 75-65	2-0	0-1	2-1	Brunson-17	Brunson-15	Whalen-4	Cabbage-16	7,713
Jun 9	@SEA	W 81-74	2-0	1-1	3-1	Brunson-22	Brunson-14	Whalen-10	Bird-24	6,291
Jun 17	ATL	W 96-85	3-0	1-1	4-1	Augustus-25	Brunson-14	Whalen-8	McCoughtry-27	7,556
Jun 19	@ATL	W 77-64	3-0	2-1	5-1	Augustus-19	McWilliams-Frank-12	Moore/Whalen-5	Harding-14	7,274
Jun 24	@SEA	L 55-65	3-0	2-2	5-2	Augustus-17	McWilliams-Frank-8	Whalen-3	Little-16	7,914
Jun 26	IND	L 75-78	3-1	2-2	5-3	Moore-21	Brunson-11	Whalen-4	Douglas-22	7,117
Jun 30	@TUL	W 101-71	3-1	3-2	6-3	Whalen-21	McWilliams-Frank-9	Whalen-5	Latta-13	3,970
Jul 9	CON	W 90-67	4-1	3-2	7-3	Moore-26	Brunson/McWilliams-10	Whalen-8	Montgomery-14	8,205
Jul 13	PHO	L 105-112	4-2	3-2	7-4	Augustus-22	Brunson-16	Whalen-6	Taurasi-27	11,820
Jul 15	@IND	W 80-70	4-2	4-2	8-4	Brunson-20	McWilliams-Frank-9	Whalen-7	Catchings-22	7,538
Jul 16	SEA	W 69-62	5-2	4-2	9-4	Augustus-19	Moore-9	McWilliams-Frank-4	Wright-18	7,733
Jul 20	@PHO	W 106-98	5-2	5-2	10-4	Augustus-25	Augustus/Brunson-6	Whalen-8	Taurasi-24	12,118
Jul 26	LA	W 85-72	6-2	5-2	11-4	Augustus-22	McWilliams-Frank-9	Whalen-7	Toliver-28	8,044
Jul 29	SEA	W 92-67	7-2	5-2	12-4	Augustus/Wiggins-16	Augustus-5	Moore-6	Cash-18	7,856
Jul 31	@SA	W 70-69	7-2	6-2	13-4	Whalen-23	Brunson-13	Whalen-6	Perkins-18	7,260
Aug 2	PHO	W 90-73	8-2	6-2	14-4	Moore-22	McWilliams-Frank-10	Whalen-5	Taurasi-20	7,126
Aug 4	SA	W 62-60	9-2	6-2	15-4	McWilliams-Frank-1	Brunson-13	Whalen-6	Young-18	8,123
Aug 7	@LA	W 84-78	9-2	7-2	16-4	Whalen-24	Augustus/Brunson-7	Whalen-8	Milton-Jones-18	13,528
Aug 9	@PHO	L 80-85	9-2	7-3	16-5	Moore-28	Brunson-11	Whalen-6	Taurasi-26	6,726
Aug 12	@CHI	W 79-76	9-2	8-3	17-5	Whalen-16	Brunson-11	Whalen-6	Fowles-28	6,289
Aug 14	TUL	W 82-54	10-2	8-3	18-5	Augustus-16	Brunson-6	Whalen-9	Swoopes-9	8,388
Aug 16	@CON	L 79-108	10-2	8-4	18-6	Whalen-20	Brunson/Moore-5	McWilliams-Frank-3	Montgomery-17	9,323
Aug 18	@WAS	W 81-62	10-2	9-4	19-6	Augustus-18	McWilliams-Frank-7	Whalen-7	Ajalon-15	9,483
Aug 20	LA	W 87-68	11-2	9-4	20-6	Augustus-17	McWilliams-Frank-8	Whalen-5	Parker-18	8,816
Aug 23	@TUL	W 78-72	11-2	10-4	21-6	McWilliams-Frank-18	Brunson-10	McWilliams/Whalen-4	Holt-18	3,750
Aug 26	SA	W 85-75	12-2	10-4	22-6	Augustus-19	Brunson-8	Whalen-9	D. Robinson-11	9,212
Aug 28	@SA	W 72-61	12-2	11-4	23-6	Augustus-20	Brunson-14	Tied-3	Hodges-12	7,924
Aug 30	WAS	W 73-56	13-2	11-4	24-6	Whalen-21	Brunson-7	Whalen-5	Langhorne-13	8,065
Sep 2	NY	L 62-78	13-3	11-4	24-7	Augustus-17	Brunson-8	Augustus-6	Mitchell-24	8,929
Sep 4	@NY	W 86-68	13-3	12-4	25-7	Moore-19	3 Tied-6	Whalen-7	Pierson-17	8,247
Sep 8	CHI	W 78-69	14-3	12-4	26-7	Augustus-22	Moore/Whalen-7	Whalen-10	Fowles/Thorn-17	8,781
Sep 11	@PHO	W 96-90	14-3	13-4	27-7	3 Tied-15	Adair-13	Wright-6	Taurasi-19	12,666





# 2011 SEASON SUMMARY

	RECORD	HOME	ROAD	OT
OVERALL	27-7	14-3	13-4	
EASTERN	9-3	4-2	5-1	
WESTERN	18-4	10-1	8-3	

## TEAM WINNING & LOSING STREAKS:

	OVERALL	HOME	ROAD
	Win 3	Win 1	Win 5
Long:	Win 9	Win 9	Win 5
	Loss 2	Loss 1	Loss 1
Last:	Win - 09/11 @ PHO 96-90	Win - 09/08 vs CHI 78-69	Win - 09/11 @ PHO 96-90
	Loss - 09/02 vs NY 62-78	Loss - 09/02 vs NY 62-78	Loss - 08/16 @ CT 79-108

MONTH	W/L	OFFENSE	vs. OPP	HOME ATTENDANCE
May	0-0	70+25-5	.500+13-6	17 Games
June	6-3	<70 2-2	<.500 14-0	143,507 Total
July	7-1	DEFENSE		8,447 Average
Aug.	11-2	70+12-6		11,820 High
Sep.	3-1	<70 15-1		

MARGINS	1	2	3	4	5	6	7	8	9	10	11	12	13	14	15	16	17	18	19	20	21	22	23	24	25	26	27	28	29	30+
WON BY:	1	1	1			3	2	1	1	3	2		2			1	3	1	2				1		1			1		1
LOST BY:			1		1		1	1		1						1												1		

At Start Of:		OVERALL	HOME	ROAD	ROAD	FG%	OVERALL	HOME-ROAD
					-44%	9-6	5-2	3-4
2nd Qtr	Ahead:	19-1	10-1	9-0	45-49%	7-1	4-1	3-0
	Behind:	8-5	4-2	4-3	50-54%	5-0	2-0	3-0
	Tied:	0-1	0-0	0-1	55-59%	6-0	2-0	4-0
					+60%	0-0	0-0	0-0
3rd Qtr	Ahead	22-3	12-2	10-1				
	Behind	3-3	1-1	2-2				
	Tied	2-1	1-0	1-1				
4th Qtr	Ahead	27-3	14-2	13-1				
	Behind	0-4	0-1	0-3				
	Tied	0-0	0-0	0-0				



# 2010 TEAM ROSTER



No.	Player	Pos	Ht	Wt	Birthdate	College	Yrs
1	Jessica Adair	C	6-4	210	12/19/1986	George Washington	R
21	Nicky Anosike	F/C	6-3	210	02/27/1986	Tennessee	2
33	Seimone Augustus	F/G	6-0	168	04/30/1984	LSU	4
32	Rebekkah Brunson	F	6-3	177	12/11/1981	Georgetown	6
9	Quanita Hollingsworth	C	6-5	201	11/15/1988	Virginia Commonwealth	R
14	Alexis Hornbuckle	G	5-11	155	10/16/1985	Tennessee	2
24	Charde Houston	F	6-0	186	04/10/1986	Connecticut	2
99	Hamchetou Maiga-Ba	F	6-2	167	04/25/1978	Old Dominion	8
44	Kristen Mann	F	6-1	185	08/10/1983	UC Santa Barbara	5
13	Lindsay Whalen	G	5-9	169	05/09/1982	Minnesota	6
11	Candice Wiggins	G	5-11	152	02/14/1987	Stanford	2
22	Monica Wright	G/F	5-10	178	07/15/1988	Virginia	R

**Head Coach:** Cheryl Reeve (LaSalle)  
**Assistant Coaches:** Jim Petersen (Minnesota), Shelley Patterson (Washington State)  
**Trainers:** Chuck Barta (Wisconsin-La Crosse), Keith Uzpen (Minnesota State-Mankato)

# 2010 STARTING LINEUPS

Game #s	Forward	Forward	Center	Guard	Guard	Rec
1-6	Augustus	Houston	Anosike	Miller	Wiggins	4-2
7-15, 26-30	Hodges	Houston	Anosike	Miller	Wiggins	6-8
16-24	Hodges	Houston	Anosike	Montgomery	Wiggins	2-7
25	McCants	Montanana	Hollingsworth	Miller	Wiggins	0-1
31-34	Hodges	Houston	Humphrey	Miller	Wiggins	2-2



## 2010 FINAL STATISTICS

PLAYER	G	GS	MIN	Field Goals			3-Point FG			Free Throws			Rebounds				AST	PF	DQ	STL	TO	BLK	PTS	AVG
				FG	FGA	PCT	FG	FGA	PCT	FT	FTA	PCT	OFF	DEF	TOT									
Augustus	25	25	832	176	410	.429	36	107	.336	34	51	.667	9	72	81	47	33	0	17	35	7	422	16.9	
Wiggins	8	7	238	30	74	.405	21	46	.457	29	30	.967	7	15	22	17	21	1	14	19	0	110	13.8	
Whalen	33	33	1110	134	327	.410	15	66	.227	133	148	.899	31	100	131	184	85	2	46	76	5	416	12.6	
Houston	34	8	758	153	368	.416	46	126	.365	50	71	.704	32	106	138	46	70	0	43	68	20	402	11.8	
Brunson	30	30	915	117	273	.429	0	1	.000	106	160	.663	120	190	310	23	91	0	36	49	29	340	11.3	
Wright	34	24	866	139	376	.370	32	94	.340	68	83	.819	29	68	97	50	101	2	34	67	7	378	11.1	
Anosike	31	30	928	83	223	.372	0	0	---	119	154	.773	82	130	212	60	91	1	62	66	32	285	9.2	
McCants	17	4	268	33	84	.393	11	37	.297	18	29	.621	21	20	41	16	37	0	10	14	2	95	5.6	
Adair	1	0	14	1	1	1.000	0	0	---	3	4	.750	4	4	8	0	4	0	0	0	0	5	5.0	
Hornbuckle (TOT)	28	10	510	44	129	.341	14	49	.286	24	30	.800	21	51	72	57	71	1	41	39	13	126	4.5	
Hornbuckle (MN)	13	0	194	13	46	.283	4	24	.167	9	12	.750	8	12	20	17	31	1	18	12	3	39	3.0	
Maiga-Ba	34	9	467	43	112	.384	0	1	.000	22	33	.667	35	43	78	31	54	0	13	36	5	108	3.2	
Martinez	15	0	128	6	33	.182	3	20	.150	12	18	.667	0	11	11	11	22	0	5	12	0	27	1.8	
Hollingsworth	25	0	182	14	37	.378	0	0	---	15	25	.600	13	31	44	4	38	0	5	21	1	43	1.7	
Mann	5	0	15	1	6	.167	1	4	.250	0	0	---	0	0	0	0	0	0	0	0	0	3	0.6	
Marginean	4	0	12	1	5	.200	0	0	---	0	0	---	3	1	4	1	2	0	1	1	1	2	0.5	
LYNX	34	---	6925	944	2375	.397	169	526	.321	618	818	.756	394	303	1197	507	682	7	304	493	112	2675	78.7	
OPPONENTS	34	---	6875	998	2236	.446	217	638	.340	578	737	.784	297	891	1188	607	681	5	254	564	178	2791	82.1	

PLAYER	Single-Game Highs							Average Per Game							Career Highs (C=Set, T=Tied This Season)						
	MIN	REB	AST	ST	TO	BL	PTS	MIN	REB	AST	STL	TO	BLK	PTS	FG	FGA	FT	FTA	REB	AST	PTS
Augustus	42	8	6	2	5	2	36	33.3	3.2	1.9	0.68	1.4	0.28	16.9	16	28	14	15	9	10	39
Wiggins	34	6	4	3	5	0	22	29.8	2.8	2.1	1.75	2.4	0.00	13.8	9	19	13	17	8	12	27
Whalen	42	7	12	4	6	1	27	3.6	4.0	5.6	1.39	2.3	0.15	12.6	13	18T	13	16	12	13	33
Houston	39	13	4	4	5	3	26	22.3	4.1	1.4	1.26	2.0	0.59	11.8	12C	23C	8	9	13T	5	26T
Brunson	39	18	3	4	4	3	24	30.5	10.3	0.8	1.20	1.6	0.97	11.3	13	18	10	13	19	4	32
Wright	34	7	4	4	7	2	32	25.5	2.9	1.5	1.00	2.0	0.21	11.1	12C	23C	8C	8C	7C	4C	32C
Anosike	38	12	5	7	5	5	17	29.9	6.8	1.9	2.00	2.0	1.03	9.2	9	17	12	17	16	8	24
McCants	29	7	3	3	4	1	18	15.8	2.4	0.9	0.59	0.8	0.12	5.6	6T	17	4C	6T	8	4	18C
Adair	14	8	0	0	0	0	5	14.0	8.0	0.0	0.00	0.0	0.00	5.0	1C	1C	3C	4C	8C	0C	5C
Hornbuckle (TOT)	30	8	6	4	4	3	12	18.2	2.6	2.0	1.46	1.4	0.46	4.5	6	12	6	10	15	7	14
Hornbuckle (MN)	21	3	4	4	2	2	9	14.9	1.5	1.3	1.38	0.9	0.23	3.0							
Maiga-Ba	29	6	4	3	5	1	10	13.7	2.3	0.9	0.38	101	0.15	3.2	9	13	7	8	10	6	20
Martinez	20	3	2	3	3	0	6	8.5	0.7	0.7	0.33	0.8	0.00	1.8	2C	7C	4C	6C	3C	2C	6C
Hollingsworth	16	5	1	1	3	1	8	7.3	1.8	0.2	0.2	0.80	0.4	1.7	4	9	9	13	9	1T	17
Mann	5	0	0	0	0	0	3	3.0	0.0	0.0	0.00	0.0	0.00	0.6	8	13	4	5	9	8	19
Marginean	5	3	1	1	1	1	2	3.0	1.0	0.3	0.25	0.3	0.25	0.5	1C	5C	0C	0C	3C	1C	2C
<b>LYNX</b>	<b>250</b>	<b>46</b>	<b>25</b>	<b>14</b>	<b>23</b>	<b>9</b>	<b>124</b>	<b>203.7</b>	<b>35.2</b>	<b>14.9</b>	<b>8.94</b>	<b>14.5</b>	<b>3.29</b>	<b>78.7</b>	<b>42C</b>	<b>95C</b>	<b>37</b>	<b>45</b>	<b>49</b>	<b>30</b>	<b>124C</b>
<b>OPPONENTS</b>	<b>250</b>	<b>51</b>	<b>30</b>	<b>15</b>	<b>23</b>	<b>14</b>	<b>127</b>	<b>203.7</b>	<b>34.9</b>	<b>17.9</b>	<b>7.47</b>	<b>16.6</b>	<b>5.21</b>	<b>82.1</b>	<b>47C</b>	<b>96C</b>	<b>42</b>	<b>55</b>	<b>56</b>	<b>30C</b>	<b>127C</b>



## 2010 OFFENSIVE GAME-BY-GAME STATISTICS

Date	Opponent	W/L	G	MIN	Field Goals			3-Point FG			Free Throws			Rebounds			AST	PF	STL	TO	BLK	PTS
					FG	FGA	PCT	FG	FGA	PCT	FT	FTA	PCT	OFF	DEF	TOT						
M15	@TUL	W	1	200	30	72	.417	5	16	.313	15	17	.882	8	31	39	12	22	14	21	6	80
M16	WAS	L	1	200	29	70	.414	4	20	.200	14	15	.933	9	17	26	19	30	8	17	3	76
M19	@SEA	L	1	200	27	61	.443	3	10	.300	19	21	.905	11	21	32	12	18	6	12	3	76
M23	TUL	L	1	200	24	74	.324	7	19	.368	27	35	.771	20	25	45	12	23	8	23	9	82
M27	@CON	L	1	200	29	72	.403	7	24	.292	14	20	.700	16	23	39	15	28	8	20	2	79
M29	CHI	L	1	200	18	56	.321	4	14	.286	18	32	.563	16	23	39	11	22	4	19	4	58
Jn1	PHO	W	1	200	33	73	.452	9	19	.474	17	21	.810	11	29	40	19	16	8	16	5	92
Jn4	@TUL	L	1	200	26	68	.382	4	14	.286	23	31	.742	16	16	32	16	21	14	23	2	79
Jn6	IND	L	1	200	12	58	.207	0	4	.000	27	34	.794	11	20	31	9	22	6	22	4	51
Jn10	@PHO	L	1	200	29	66	.439	8	21	.381	22	26	.846	8	22	30	17	16	10	13	2	88
Jn13	@LA	L	1	200	30	68	.441	8	20	.400	16	19	.842	10	21	31	19	26	10	15	1	84
Jn18	TUL	W	1	200	24	76	.316	9	27	.333	21	24	.875	14	27	41	21	21	13	13	4	78
Jn19	@TUL	W	1	200	35	69	.507	12	19	.632	10	15	.667	12	15	27	21	21	12	13	1	92
Jn22	@NY	W	1	200	27	59	.458	5	11	.455	16	20	.800	7	19	26	16	15	12	14	2	75
Jn26	@SA	L	1	200	25	65	.385	3	10	.300	13	21	.619	4	19	23	9	17	9	9	2	66
Jy1	@ATL	L	1	200	20	67	.299	0	12	.000	18	25	.720	9	25	34	8	18	6	20	3	58
Jy8	SA	W	1	200	33	62	.532	4	14	.286	19	31	.613	11	27	38	17	20	10	14	2	89
Jy14	ATL	W	1	200	28	73	.384	2	12	.167	25	36	.694	9	29	38	18	18	10	12	2	83
Jy17	SEA	L	1	200	24	69	.348	3	9	.333	20	30	.667	13	18	31	12	16	12	13	5	71
Jy22	SA	L	1	200	28	73	.384	5	13	.385	11	16	.688	16	26	42	17	14	8	14	4	72
Jy24	PHO	L	1	250	42	95	.442	10	24	.417	30	43	.698	15	25	40	25	30	7	12	5	124
Jy27	LA	L	1	200	20	77	.260	5	21	.238	13	17	.765	14	26	40	13	11	8	9	2	58
Jy29	@PHO	L	1	200	35	81	.432	6	17	.353	16	28	.571	13	21	34	12	20	9	13	4	92
A1	SEA	W	1	200	27	60	.450	3	10	.300	15	20	.750	7	21	28	15	14	8	14	4	72
A3	CON	W	1	225	39	81	.481	9	22	.409	24	31	.774	9	26	35	24	23	11	12	6	111
A7	@CHI	W	1	225	32	74	.432	6	15	.400	17	20	.850	12	21	33	18	25	8	13	3	87
A8	NY	L	1	200	24	73	.329	4	14	.286	20	25	.800	20	26	46	10	10	9	13	5	72
A10	@SA	W	1	200	25	58	.431	4	8	.500	19	26	.731	8	31	39	10	15	8	15	3	73
A12	LA	L	1	200	28	65	.431	5	16	.313	16	21	.762	12	27	39	13	22	3	11	1	77
A13	@WAS	L	1	200	23	76	.303	2	19	.105	10	13	.769	10	24	34	9	14	10	10	7	58
A15	SA	W	1	200	31	65	.477	3	9	.333	19	23	.826	9	26	35	22	20	10	13	1	84
A17	@SEA	L	1	200	20	69	.290	1	12	.083	23	27	.852	13	24	37	8	20	11	12	4	64
A20	@LA	L	1	200	37	65	.569	6	17	.353	11	12	.917	6	23	29	20	20	6	14	1	91
A22	@IND	W	1	225	30	85	.353	3	14	.214	20	23	.870	15	29	44	8	34	8	9	0	83
Season Totals		34	6925	998	2236	.446	217	638	.340	378	737	.784	297	891	1188	607	681	254	564	178	2791	
Season Averages				203.7	29.4	.65.8		6.4	18.8		17.0	21.7		8.7	26.2	24.9	17.9	20.0	7.5	16.6	5.2	82.1



## 2010 DEFENSIVE GAME-BY-GAME STATISTICS

Date	Opponent	W/L	G	MIN	Field Goals			3-Point FG			Free Throws			Rebounds								PTS
					FG	FGA	PCT	FG	FGA	PCT	FT	FTA	PCT	OFF	DEF	TOT	AST	PF	STL	TO	BLK	
M15	@TUL	W	1	200	25	66	.379	5	14	.357	19	30	.633	11	26	37	16	16	14	22	5	74
M16	WAS	L	1	200	30	61	.492	6	18	.333	21	29	.724	11	21	32	13	20	3	17	1	87
M19	@SEA	L	1	200	27	62	.435	7	19	.368	18	23	.783	9	19	28	18	17	7	10	6	79
M23	TUL	L	1	200	36	86	.419	4	15	.267	18	22	.818	16	24	40	24	27	15	17	12	94
M27	@CON	L	1	200	34	67	.507	9	24	.375	28	32	.875	6	24	30	15	20	13	13	3	105
M29	CHI	L	1	200	26	64	.406	6	21	.286	15	18	.833	9	19	28	18	26	7	10	9	73
Jn1	PHO	W	1	200	28	75	.373	11	21	.524	15	16	.938	11	28	39	14	18	10	15	6	82
Jn4	@TUL	L	1	200	32	64	.500	9	17	.529	19	26	.731	7	24	31	21	24	11	21	8	92
Jn6	IND	L	1	200	29	56	.518	9	16	.563	22	24	.917	3	27	30	12	33	12	16	14	89
Jn10	@PHO	L	1	200	36	69	.522	14	34	.412	13	14	.929	10	25	35	27	19	5	14	6	99
Jn13	@LA	L	1	200	29	56	.518	4	12	.333	26	36	.722	6	23	29	18	13	6	15	4	88
Jn18	TUL	W	1	200	24	56	.429	5	15	.333	14	27	.519	4	32	36	14	24	10	21	10	67
Jn19	@TUL	W	1	200	29	58	.500	4	11	.364	16	24	.667	11	19	30	14	17	5	21	3	78
Jn22	@NY	W	1	200	24	59	.407	5	16	.313	15	18	.833	8	20	28	16	18	11	16	2	68
Jn26	@SA	L	1	200	28	53	.528	6	13	.462	18	20	.900	5	32	37	17	18	5	17	5	80
Jy1	@ATL	L	1	200	30	67	.448	4	15	.267	12	17	.706	5	32	37	21	19	14	21	5	76
Jy8	SA	W	1	200	24	63	.381	5	17	.294	13	13	1.000	3	16	19	14	22	4	15	4	66
Jy14	ATL	W	1	200	31	77	.403	1	18	.056	18	22	.818	13	35	48	14	25	8	19	8	81
Jy17	SEA	L	1	200	25	59	.424	8	23	.348	15	15	1.000	6	31	37	22	26	7	23	7	73
Jy22	SA	L	1	200	27	69	.391	8	22	.364	12	15	.800	12	20	32	13	14	6	13	5	74
Jy24	PHO	L	1	250	47	85	.553	4	21	.190	29	33	.879	9	32	41	22	32	9	19	8	127
Jy27	LA	L	1	200	29	66	.439	7	20	.350	6	9	.667	6	37	43	23	14	6	14	5	71
Jy29	@PHO	L	1	200	47	79	.595	2	15	.133	14	18	.778	9	34	43	30	20	6	13	3	110
A1	SEA	W	1	200	28	62	.452	5	18	.278	10	12	.833	9	22	31	23	20	10	18	5	71
A3	CON	W	1	225	38	96	.396	5	22	.227	22	26	.846	24	27	51	18	21	2	15	3	103
A7	@CHI	W	1	225	26	71	.366	10	24	.417	20	24	.833	13	25	38	18	15	4	16	6	82
A8	NY	L	1	200	29	60	.483	7	20	.350	9	14	.643	6	23	29	16	16	6	16	4	74
A10	@SA	W	1	200	27	62	.435	4	22	.182	8	15	.533	4	26	30	17	19	4	14	5	66
A12	LA	L	1	200	29	67	.433	6	22	.273	14	20	.700	9	21	30	16	16	7	12	2	78
A13	@WAS	L	1	200	22	61	.361	6	16	.375	11	13	.846	9	37	46	11	17	2	23	0	61
A15	SA	W	1	200	23	57	.404	9	25	.360	23	27	.852	3	24	27	17	18	9	18	3	78
A17	@SEA	L	1	200	24	61	.393	6	14	.429	14	21	.667	11	32	43	15	25	7	19	2	68
A20	@LA	L	1	200	33	66	.500	10	20	.500	22	24	.917	11	18	29	24	10	6	11	1	98
A22	@IND	W	1	225	22	56	.393	6	18	.333	29	40	.725	8	36	44	16	22	3	20	8	79
Season Totals			34	6925	998	2236	.446	217	638	.340	578	737	.784	297	891	1188	607	681	254	564	178	2791
Season Averages				203.7	29.4	65.8		6.4	18.8		17.0	21.7		8.7	26.2	34.9	17.9	20.0	7.5	16.6	5.2	82.1



## 2010 DAY-BY-DAY STATISTICS

Date	Opp	Score	Home	Road	Total	High Scoring	High Rebounds	High Assists	Opponent Scoring	Atten.
My 15	@TUL	W 80-74	0-0	1-0	1-0	Houston-21	Anosike-9	Whalen-6	Holt-16	7,806
My 16	WAS	L 76-87	0-1	1-0	1-1	Houston-19	Tied with-4	Whalen-7	Currie-27	9,985
My 19	@SEA	L 76-79	0-1	1-1	1-2	Wright-19	Anosike-10	Maiga-Ba-4	Cash-24	6,687
My 23	TUL	L 82-94	0-2	1-1	1-3	Houston-23	Anosike/Houston-9	Maiga-Ba/Whalen-4	Pierson/Zellous-14	6,822
My 27	@CON	L 79-105	0-2	1-2	1-4	Houston/McCants-16	Anosike/McCants-7	Anosike-5	Montgomery-23	6,401
May 29	CHI	L 58-73	0-3	1-2	1-5	Houston/McCants-12	Brunson-9	Houston-3	Fowles-18	6,129
Jun 1	PHO	W 92-82	1-3	1-2	2-5	Wright-32	Brunson-15	Anosike/Whalen-5	Taurasi-21	6,854
Jun 4	@TUL	L 79-92	1-3	1-3	2-6	Brunson-23	Brunson-11	Anosike/Whalen-5	Robinson-20	4,521
Jun 6	IND	L 51-89	1-4	1-3	2-7	Wiggins-11	Brunson-12	Anosike/Wiggins-3	Catchings-27	6,444
Jun 10	@PHO	L 88-99	1-4	1-4	2-8	Wright-21	Brunson-12	Whalen-6	Taurasi-31	5,506
Jun 13	@LA	L 84-88	1-4	1-5	2-9	Houston-21	Brunson-15	Whalen-7	Milton-Jones-22	7,005
Jun 18	TUL	W 78-67	2-4	1-5	3-9	Augustus-27	Anosike-9	Whalen-12	Brown-14	6,953
Jun 19	@TUL	W 92-78	2-4	2-5	4-9	Wiggins-19	Brunson-11	Whalen-6	Robinson-14	5,013
Jun 22	@NY	W 75-68	2-4	3-5	5-9	Brunson-21	Brunson-13	Maiga-Ba/Whalen-4	Pondexter/Powell-16	7,537
Jun 26	@SA	L 66-80	2-4	3-6	5-10	Augustus-14	Brunson-9	Whalen-4	Snow-23	10,184
Jul 1	@ATL	L 58-76	2-4	3-7	5-11	Augustus-17	Brunson-8	Maiga-Ba/Whalen-2	Castro Marques-22	4,020
Jul 8	SA	W 89-66	3-4	3-7	6-11	Brunson-24	Brunson-10	Augustus/Whalen-5	Hodges-15	7,182
Jul 14	ATL	W 83-81	4-4	3-7	7-11	Augustus-22	Brunson-9	Whalen-7	McCoughtry-25	12,311
Jul 17	SEA	L 71-73	4-5	3-7	7-12	Brunson-19	Brunson-9	Whalen-6	Jackson-26	7,216
Jul 22	SA	L 72-74	4-6	3-7	7-13	Augustus-22	Brunson-14	Whalen-8	Holdsclaw-17	6,126
Jul 24	PHO	L 124-127 (20T)	4-7	3-7	7-14	Augustus-36	Brunson-17	Whalen-10	Dupree-32	8,518
Jul 27	LA	L 58-71	4-8	3-7	7-15	Wright/Whalen-12	Brunson-11	Wright-4	Thompson-24	6,215
Jul 29	@PHO	L 92-110	4-8	3-8	7-16	Houston-26	Houston-13	Whalen-4	Taylor-22	7,037
Aug 1	SEA	W 72-71	5-8	3-8	8-16	Augustus-24	Brunson-8	Whalen-7	Bird-16	7,312
Aug 3	CON	W 111-103 (OT)	6-8	3-8	9-16	Whalen-27	Anosike-12	Whalen-12	Montgomery-33	5,954
Aug 7	@CHI	W 87- 82 (OT)	6-8	4-8	10-16	Augustus-27	Anosike/Whalen-7	Whalen-7	Perkins-16	4,992
Aug 8	NY	L 72-74	6-9	4-8	10-17	Whalen-18	Brunson-18	Wright/Whalen-3	Powell-21	9,016
Aug 10	@SA	W 73-66	6-9	5-8	11-17	Augustus-20	Brunson-12	Hornbuckle/Whalen-4	Young-19	5,142
Aug 12	LA	L 77-78	6-10	5-8	11-18	Houston-24	Brunson-14	Houston/Wright-3	Milton-Jones-21	7,867
Aug 13	@WAS	L 58-61	6-10	5-9	11-19	Wright/Whalen-13	Brunson-10	Whalen-5	Harding-15	7,752
Aug 15	SA	W 84-78	7-10	5-9	12-19	Whalen-21	Brunson/Houston-8	Whalen-12	Hammon-30	8,678
Aug 17	@SEA	L 64-68	7-10	5-10	12-20	Whalen-20	Houston-9	Whalen-5	Jackson-24	7,394
Aug 20	@LA	L 91-98	7-10	5-11	12-21	Houston-21	Brunson/Houston-7	Whalen-7	Thompson-26	13,154
Aug 22	@IND	W 83-79 (OT)	7-10	6-11	13-21	Augustus-25	Adair-8	Houston-4	Catchings-17	10,015





# 2010 SEASON SUMMARY

	RECORD	HOME	ROAD	OT
OVERALL	13-21	7-10	6-11	3-1
EASTERN	5-7	2-4	3-3	3-0
WESTERN	8-14	5-6	3-8	0-1

## TEAM WINNING & LOSING STREAKS:

	OVERALL	HOME	ROAD
	Win 1	Win 1	Win 1
Long:	Win 3	Win 3	Win 2
	Loss 5	Loss 4	Loss 5
Last:	Win 08/22 @ IND 83-79	Win 08/15 vs. SA 84-78	Win 08/22 @ IND 83-79
	Loss 08/20 @ LA 91-98	Loss: 08/12 vs. LA 77-78	Loss 08/20 @ LA 91-98

MONTH	W/L	OFFENSE	vs. OPP	HOME ATTENDANCE
May	1-5	70+ 13-14	.500+ 5-9	17 Games
June	4-5	70< 0-7	.500< 7-12	129,582 Total
July	2-6	DEFENSE		7,622 Average
Aug.	6-5	70+ 9-19		12,311 High
----		< 4-2		

MARGINS	1	2	3	4	5	6	7	8	9	10	11	12	13	14	15	16	17	18	19	20	21	22	23	24	25	26	27	28	29	30+
WON BY:	1	1		1	1	2	2	1		1	1			1									1							
LOST BY:	1	3	3	2			1				2	1	2	1	1			2								1				1

At Start Of:		OVERALL	HOME	ROAD	ROAD	FG%	OVERALL	HOME-ROAD
					-44%	7-20	3-10	4-10
2nd Qtr	Ahead:	7-9	3-5	4-4	45-49%	4-0	3-0	1-0
	Behind:	5-12	3-5	2-7	50-54%	2-0	1-0	1-0
	Tied:	1-0	1-0	0-0	55-59%	0-1	0-0	0-1
3rd Qtr	Ahead	8-10	6-5	2-5	+60%	1-0	0-0	1-0
	Behind	4-11	1-5	3-6				
	Tied	1-0	0-0	1-0				
4th Qtr	Ahead	9-8	5-4	4-4				
	Behind	4-13	2-6	2-7				
	Tied	0-0	0-0	0-0				



## 2009 TEAM ROSTER



No.	Player	Pos	Ht	Wt	Birthdate	College	Yrs
21	Nicky Anosike	F/C	6-3	208	02/27/1986	Tennessee	1
33	Seimone Augustus	F/G	6-0	168	04/30/1984	LSU	3
5	Roneeka Hodges	G	5-10	169	07/19/1982	Florida State	4
9	Quanitra Hollingsworth	C	6-5	201	11/15/1988	Virginia Commonwealth	R
24	Charde Houston	F	6-0	193	04/10/1986	Connecticut	1
34	Tasha Humphrey	F	6-3	200	12/29/1985	Georgia	1
8	Rashanda McCants	F	6-1	161	11/17/1986	North Carolina	R
2	Kelly Miller	G	5-9	145	09/06/1978	Georgia	8
12	Anna Montanana	F	6-1	200	10/24/1980	George Washington	R
20	Renee Montgomery	G	5-7	139	12/02/1986	Connecticut	R
11	Candice Wiggins	G	5-11	152	02/14/1987	Stanford	1

**Head Coach:** Jennifer Gillom (Mississippi)

**Assistant Coaches:** Jim Davis (Clemson), Jim Petersen (Minnesota)

**Trainers:** Chuck Barta (Wisconsin-La Crosse), Keith Uzpen (Minnesota State-Mankato)

## 2009 STARTING LINEUPS

Game #s	Forward	Forward	Center	Guard	Guard	Rec
1-6	Augustus	Houston	Anosike	Miller	Wiggins	4-2
7-15, 26-30	Hodges	Houston	Anosike	Miller	Wiggins	6-8
16-24	Hodges	Houston	Anosike	Montgomery	Wiggins	2-7
25	McCants	Montanana	Hollingsworth	Miller	Wiggins	0-1
31-34	Hodges	Houston	Humphrey	Miller	Wiggins	2-2



## 2009 FINAL STATISTICS

PLAYER	G	GS	MIN	Field Goals			3-Point FG			Free Throws			Rebounds			AST	PF	DQ	STL	TO	BLK	PTS	AVG
				FG	FGA	PCT	FG	FGA	PCT	FT	FTA	PCT	OFF	DEF	TOT								
Augustus	6	6	178	49	86	.570	9	14	.643	19	21	.905	4	21	25	9	5	0	12	13	3	126	21.0
Anosike	30	29	896	130	265	.491	1	4	.250	135	194	.696	73	149	22	81	88	1	81	61	28	396	13.2
Wiggins	34	34	1017	135	360	.375	42	131	.321	134	150	.893	30	70	100	88	99	0	41	81	7	446	13.1
Houston	34	33	792	175	376	.465	23	69	.33	72	99	.727	44	142	186	59	107	2	43	64	21	445	13.1
Hodges	33	27	902	115	276	.417	68	171	.398	30	33	.909	20	79	99	64	54	0	21	36	15	328	9.9
Montgomery	34	9	764	102	250	.408	42	121	.347	60	72	.833	15	51	66	72	37	0	25	66	9	306	9.0
Humphrey	19	4	340	55	138	.399	19	59	.322	21	26	.808	9	50	59	8	54	0	12	14	6	150	7.9
Hollingsworth	34	1	434	50	120	.417	0	0	---	64	91	.703	47	63	110	5	65	0	12	34	8	164	4.8
Miller	34	25	675	54	149	.362	22	66	.333	20	22	.909	19	55	74	67	56	0	24	50	2	150	4.4
McCants	34	1	482	56	150	.373	11	38	.289	22	39	.564	30	38	68	26	74	1	15	36	10	145	4.3
Montanana	16	1	169	14	36	.389	5	15	.333	2	2	1.000	15	11	26	19	17	0	9	12	0	35	2.2
Pringle	17	0	159	13	30	.433	0	0	---	11	15	.733	14	23	37	8	22	0	3	14	14	37	2.2
Thomas	11	0	66	1	21	0.48	0	7	.000	1	2	.500	5	10	15	3	15	0	3	6	5	3	0.3
<b>LYNX</b>	<b>34</b>	<b>---</b>	<b>6875</b>	<b>949</b>	<b>2257</b>	<b>.420</b>	<b>242</b>	<b>695</b>	<b>.348</b>	<b>591</b>	<b>766</b>	<b>.772</b>	<b>325</b>	<b>762</b>	<b>1087</b>	<b>509</b>	<b>693</b>	<b>4</b>	<b>301</b>	<b>513</b>	<b>128</b>	<b>2731</b>	<b>80.3</b>
<b>OPPONENTS</b>	<b>34</b>	<b>---</b>	<b>6875</b>	<b>1041</b>	<b>2260</b>	<b>.461</b>	<b>195</b>	<b>510</b>	<b>.382</b>	<b>550</b>	<b>711</b>	<b>.774</b>	<b>317</b>	<b>848</b>	<b>1165</b>	<b>589</b>	<b>694</b>	<b>3</b>	<b>250</b>	<b>543</b>	<b>140</b>	<b>2827</b>	<b>83.1</b>

PLAYER	Single-Game Highs							Average Per Game							Career Highs (C=Set, T=Tied This Season)						
	MIN	REB	AST	ST	TO	BL	PTS	MIN	REB	AST	STL	TO	BLK	PTS	FG	FGA	FT	FTA	REB	AST	PTS
Augustus	37	9	3	3	6	2	30	29.7	4.2	1.5	2.00	2.2	0.50	21.0	16	28	14	15	9T	10	39
Anosike	39	16	8	7	4	5	24	29.9	7.4	2.7	2.70	2.0	0.93	13.2	9C	17	12C	17C	16C	8C	24C
Wiggins	41	7	6	6	6	2	25	29.9	2.9	2.6	1.21	2.4	0.21	13.1	9T	19C	13	17	8	12	27
Houston	38	12	5	5	4	3	26	23.3	5.5	1.7	1.26	1.9	0.62	13.1	10C	21C	8C	9C	13	5C	26C
Hodges	38	8	6	2	4	3	25	27.3	3.0	1.9	0.64	1.1	0.45	9.9	9C	15C	6	6T	9	6C	25C
Montgomery	41	6	7	4	5	1	24	22.5	1.9	2.1	0.74	1.9	0.26	9.0	9C	16C	9C	11C	6C	7C	24C
Humphrey	29	7	3	2	4	2	21	17.9	3.1	0.4	0.63	0.7	0.32	7.9	10	15	6C	6C	10	5	28
Hollingsworth	30	9	1	2	3	2	17	12.8	3.2	0.1	0.35	1.0	0.24	4.8	4C	9C	9C	13C	9C	1C	17C
Miller	31	6	8	3	4	1	18	19.9	2.2	2.0	0.71	1.5	0.06	4.4	8	17	8	9	12	9	23
McCants	31	8	4	4	3	3	14	14.2	2.0	0.8	0.44	1.1	0.29	4.3	6C	17C	3C	6C	8C	4C	14C
Montanana	24	4	4	2	3	0	12	10.6	1.6	1.2	0.56	0.8	0.00	2.2	4C	8C	2C	2C	4C	4C	12C
Pringle	18	6	2	1	2	4	9	9.4	2.2	0.5	0.18	0.8	0.82	2.2	4T	10	10	10	8	2T	14
Thomas	12	5	1	3	1	2	2	6.0	1.4	0.3	0.27	0.5	0.45	0.3	10	18	6	8	13	3	25
<b>LYNX</b>	<b>250</b>	<b>45</b>	<b>25</b>	<b>17</b>	<b>21</b>	<b>7</b>	<b>109</b>	<b>202.2</b>	<b>32.0</b>	<b>15.0</b>	<b>8.85</b>	<b>15.1</b>	<b>3.76</b>	<b>80.3</b>	<b>39</b>	<b>84T</b>	<b>37</b>	<b>45</b>	<b>49</b>	<b>30</b>	<b>114</b>
<b>OPPONENTS</b>	<b>250</b>	<b>51</b>	<b>26</b>	<b>14</b>	<b>28</b>	<b>10</b>	<b>104</b>	<b>202.2</b>	<b>34.3</b>	<b>17.3</b>	<b>7.35</b>	<b>16.0</b>	<b>4.12</b>	<b>83.1</b>	<b>38</b>	<b>83</b>	<b>42</b>	<b>55</b>	<b>56</b>	<b>28</b>	<b>106</b>



## 2009 OFFENSIVE GAME-BY-GAME STATISTICS

					Field Goals			3-Point FG			Free Throws			Rebounds										
Date	Opponent	W/L	G	MIN	FG	FGA	PCT	FG	FGA	PCT	FT	FTA	PCT	OFF	DEF	TOT	AST	PF	STL	TO	BLK	PTS		
Jn 6	CHI	W	1	200	35	66	.530	5	12	.417	27	33	.818	10	17	27	23	24	9	14	5	102		
Jn7	@IND	W	1	200	36	57	.632	7	12	.583	17	19	.895	5	25	30	13	22	13	15	5	96		
Jn10	LA	W	1	200	33	66	.500	9	15	.600	12	23	.522	10	22	32	16	18	12	17	7	87		
Jn12	SEA	L	1	200	27	62	.435	4	15	.267	13	24	.542	5	21	26	12	15	8	15	6	71		
Jn16	@SAC	W	1	200	31	73	.425	6	12	.500	18	24	.750	12	18	30	20	24	10	8	7	86		
Jn17	@PHO	L	1	200	29	72	.403	6	19	.316	16	24	.667	5	24	29	9	21	6	16	7	80		
Jn19	@SEA	L	1	200	17	58	.293	4	19	.211	24	30	.800	14	17	31	8	29	11	21	2	62		
Jn23	NY	W	1	200	27	67	.403	10	23	.435	5	8	.625	9	21	30	14	14	12	17	2	69		
Jn27	PHO	W	1	200	37	84	.440	9	24	.375	26	31	.839	12	31	43	25	26	9	8	5	109		
Jn30	@ATL	W	1	200	31	70	.443	13	26	.500	16	17	.941	11	26	37	18	18	17	21	3	91		
Jy2	SAC	L	1	200	25	61	.410	5	25	.200	13	21	.619	7	25	32	17	23	4	16	5	68		
Jy7	WAS	W	1	225	30	66	.455	5	16	.313	31	42	.738	9	21	30	13	27	7	15	5	96		
Jy10	SA	L	1	200	21	61	.344	5	15	.333	14	19	.737	10	23	33	7	13	10	21	2	61		
Jy12	@SA	W	1	200	30	57	.526	10	20	.500	13	13	1.000	8	23	31	15	18	6	21	5	83		
Jy15	ATL	L	1	200	26	73	.356	5	24	.208	20	25	.800	12	23	35	18	18	6	13	1	77		
Jy19	@SEA	L	1	200	26	49	.531	8	22	.364	9	15	.600	4	22	26	13	22	6	21	3	69		
Jy22	@PHO	W	1	200	33	68	.485	12	21	.571	21	30	.700	10	22	32	18	17	11	9	5	99		
Jy28	LA	L	1	200	26	68	.382	5	18	.278	13	17	.765	8	22	30	13	22	12	11	3	70		
Jy31	@DET	L	1	200	31	69	.449	8	20	.400	13	17	.765	11	20	31	18	23	2	10	4	83		
A1	PHO	L	1	200	20	70	.286	3	22	.136	31	40	.775	16	18	34	12	18	13	20	5	74		
A7	CON	W	1	200	34	67	.507	4	19	.211	23	31	.742	14	31	45	12	20	4	15	3	95		
A9	SA	L	1	200	35	68	.515	4	13	.308	13	14	.929	9	27	36	16	16	4	12	5	87		
A13	IND	L	1	200	29	64	.453	5	15	.333	18	23	.783	9	29	38	12	23	6	17	2	81		
A15	@CHI	L	1	200	26	66	.394	12	33	.364	12	15	.800	9	23	32	22	22	12	15	5	76		
A19	@LA	L	1	200	24	70	.343	8	27	.296	7	11	.636	12	22	34	14	11	6	16	2	63		
A22	@CON	L	1	200	32	66	.485	9	20	.450	21	26	.808	8	20	28	23	28	9	14	4	94		
A23	@NY	L	1	200	23	68	.338	3	20	.150	18	19	.947	11	16	27	11	20	14	10	3	67		
A28	SAC	W	1	200	33	63	.524	16	28	.571	18	21	.857	4	18	22	24	21	6	16	1	100		
A30	@WAS	L	1	200	26	62	.419	6	19	.316	17	21	.810	5	18	23	12	25	9	16	4	75		
S1	@SA	L	1	250	26	80	.325	9	27	.333	21	28	.750	14	28	42	11	20	12	13	0	82		
S5	SEA	W	1	200	25	53	.472	6	19	.316	20	22	.909	5	26	31	14	18	7	18	2	76		
S9	DET	W	1	200	23	63	.365	9	23	.391	20	27	.741	5	22	27	10	22	8	11	4	75		
S11	@LA	L	1	200	21	71	.296	2	20	.100	17	18	.944	14	21	35	13	18	8	16	0	61		
S13	@SAC	L	1	200	21	79	.266	10	32	.313	14	18	.778	18	20	38	13	17	12	15	6	66		
Season Totals		34	6875	949	2257	.420	242	695	.348	591	766	.772	325	762	1087	509	693	301	513	128	2731			
Season Averages				202.2	27.9	66.4		7.1	20.4		17.4	22.5		9.6	22.4	32.0	15.0	20.4	8.9	15.1	3.8	80.3		



## 2009 DEFENSIVE GAME-BY-GAME STATISTICS

					Field Goals			3-Point FG			Free Throws			Rebounds											
Date	Opponent	W/L	G	MIN	FG	FGA	PCT	FG	FGA	PCT	FT	FTA	PCT	OFF	DEF	TOT	AST	PF	STL	TO	BLK	PTS			
Jn6	CHI	W	1	200	29	58	.500	8	14	.571	19	24	.792	5	15	20	16	27	6	22	5	85			
Jn7	@IND	W	1	200	25	62	.403	6	22	.273	18	21	.857	10	15	25	13	21	5	18	2	74			
Jn10	LA	W	1	200	31	74	.419	3	12	.250	11	17	.647	13	26	39	11	22	13	20	4	76			
Jn12	SEA	L	1	200	35	62	.565	8	14	.571	10	16	.625	4	25	29	23	20	4	15	5	88			
Jn16	@SAC	W	1	200	29	66	.439	5	15	.333	20	25	.800	16	31	47	17	20	5	19	6	83			
Jn17	@PHO	L	1	200	37	81	.457	9	17	.529	21	25	.840	13	35	48	25	23	7	14	6	104			
Jn19	@SEA	L	1	200	26	52	.500	8	14	.571	30	38	.789	9	22	31	21	27	14	15	4	90			
Jn23	NY	W	1	200	20	57	.351	8	20	.400	9	14	.643	7	24	31	7	17	8	20	3	57			
Jn27	PHO	W	1	200	23	67	.343	4	17	.235	30	33	.909	8	29	37	11	25	4	19	10	80			
Jn30	@ATL	W	1	200	34	73	.466	2	7	.286	15	21	.714	11	23	34	11	14	10	18	4	85			
Jy2	SAC	L	1	200	27	75	.360	5	16	.313	15	19	.789	15	26	41	10	23	7	15	4	74			
Jy7	WAS	W	1	225	33	76	.434	3	7	.429	25	35	.714	16	25	41	9	36	8	17	2	94			
Jy10	SA	L	1	200	33	65	.508	5	16	.313	6	8	.750	8	27	35	17	18	11	16	5	77			
Jy12	@SA	W	1	200	28	70	.400	7	22	.318	13	15	.867	11	14	25	16	12	7	11	4	76			
Jy15	ATL	L	1	200	34	64	.531	7	9	.778	16	18	.889	5	29	34	16	24	7	13	5	91			
Jy19	@SEA	L	1	200	27	60	.450	4	11	.364	14	17	.824	6	18	24	16	22	8	12	2	72			
Jy22	@PHO	W	1	200	29	68	.426	9	18	.500	19	20	.950	8	24	32	13	21	5	16	2	86			
Jy28	LA	L	1	200	27	64	.422	6	18	.333	16	21	.762	6	28	34	19	14	4	18	3	76			
Jy31	@DET	L	1	200	33	65	.508	2	8	.250	23	28	.821	6	23	29	23	17	3	8	1	91			
A1	PHO	L	1	200	35	65	.538	5	17	.294	12	14	.857	9	31	40	17	36	9	28	4	87			
A7	CON	W	1	200	36	76	.474	4	16	.250	12	22	.545	10	17	27	19	25	8	6	1	88			
A9	SA	L	1	200	34	76	.447	13	33	.394	8	13	.615	8	21	29	21	17	6	9	2	89			
A13	IND	L	1	200	32	69	.464	8	18	.444	19	24	.792	6	26	32	20	19	13	11	2	91			
A15	@CHI	L	1	200	29	63	.460	3	11	.273	18	24	.750	9	27	36	22	13	5	17	4	79			
A19	@LA	L	1	200	32	69	.464	6	22	.273	8	11	.727	10	26	36	26	15	6	13	7	78			
A22	@CON	L	1	200	32	68	.471	5	11	.455	29	36	.806	14	21	35	20	18	7	14	6	98			
A23	@NY	L	1	200	27	52	.519	6	14	.429	20	22	.909	8	30	38	15	13	4	19	1	80			
A28	SAC	W	1	200	36	66	.545	2	11	.182	21	25	.840	8	23	31	23	24	13	17	4	95			
A30	@WAS	L	1	200	28	62	.452	4	11	.364	21	28	.750	12	23	35	13	18	10	19	5	81			
S1	@SA	L	1	250	32	63	.508	6	15	.400	14	20	.700	3	32	35	18	21	3	20	6	84			
S5	SEA	W	1	200	27	61	.443	2	10	.200	12	17	.706	6	21	27	11	21	8	16	4	68			
S9	DET	W	1	200	28	71	.394	6	12	.500	10	18	.556	14	29	43	22	23	6	18	5	72			
S11	@LA	L	1	200	36	66	.545	9	20	.450	9	12	.750	8	26	34	25	13	9	11	6	90			
S13	@SAC	L	1	200	37	74	.500	7	12	.583	7	10	.700	15	36	51	23	15	7	19	6	88			
Season Totals			34	6875	1041	2260	.461	195	510	.382	550	711	.774	317	848	1165	589	694	250	543	140	2827			
Season Averages				202.2	30.6	66.5		5.7	15.0		16.2	20.9		9.3	24.9	34.3	17.3	20.4	7.4	16.0	4.1	83			



## 2009 DAY-BY-DAY STATISTICS

Date	Opp	Score	Home	Road	Total	High Scoring	High Rebounds	High Assists	Opponent Scoring	Atten.
Jun 6	CHI	W 102-85	1-0	0-0	1-0	Augustus-23	Anosike/Houston-5	Anosike-8	Perkins-24	8,708
Jun 7	@IND	W 96-74	1-0	1-0	2-0	Houston-23	3 Tied-5	Houston-4	Griffith-17	9,234
Jun 10	LA	W 87-76	2-0	1-0	3-0	Augustus-30	Augustus-9	Anosike/Miller-5	Lennox-25	7,444
Jun 12	SEA	L 71-88	2-1	1-0	3-1	Houston-18	Anosike-7	Augustus/Montgomery-3	Jackson-22	6,423
Jun 16	@SAC	W 86-83	2-1	2-0	4-1	Augustus-30	3 Tied-5	Wiggins-6	Powell-19	7,736
Jun 17	@PHO	L 80-104	2-1	2-1	4-2	Anosike/Houston-21	Anosike-10	McCants-4	Taurasi-28	6,524
Jun 19	@SEA	L 62-90	2-1	2-2	4-3	Wiggins-12	Anosike-7	Houston/Wiggins-2	Jackson-26	7,607
Jun 23	NY	W 69-57	3-1	2-2	5-3	Wiggins-25	Hollingsworth-7	Wiggins-5	Christon-25	5,620
Jun 27	PHO	W 109-80	4-1	2-2	6-3	Hodges/Wiggins-22	Anosike-8	Miller-8	Bonner/Pindexter-19	5,911
Jun 30	@ATL	W 91-85	4-1	3-2	7-3	Wiggins-23	Anosike-12	3 Tied-4	Castro Marques-31	7,686
Jul 2	SAC	L 68-74	4-2	3-2	7-4	Hodges-15	Anosike-8	Anosike-7	Powell-21	6,920
Jul 7	WAS	W 96-94 (OT)	5-2	3-2	8-4	Anosike-24	Houston-8	Anosike/Miller-4	Harding-27	7,171
Jul 10	SA	L 61-77	5-3	3-2	8-5	Wiggins-15	Anosike-12	Hodges/Miller-2	Young-21	7,409
Jul 12	@SA	W 83-76	5-3	4-2	9-5	Houston-26	Anosike/Houston-8	Anosike/Wiggins-4	Hammon-26	6,568
Jul 15	ATL	L 77-91	5-4	4-2	9-6	Anosike-22	Houston-12	Montgomery-7	Holdscaw-28	11,245
Jul 19	@SEA	L 69-72	5-4	4-3	9-7	3 Tied-12	Anosike-11	McCants-3	Little-18	6,912
Jul 22	@PHO	W 99-86	5-4	5-3	10-7	Anosike-21	Houston-9	Anosike-5	Pondexter-28	7,360
Jul 28	LA	L 70-76	5-5	5-3	10-8	Hodges-14	Anosike-6	Hodges-4	Thompson-30	7,216
Jul 31	@DET	L 83-91	5-5	5-4	10-9	Houston/McCants-14	3 Tied-5	3 Tied-4	Nolan-22	9,314
Aug 1	PHO	L 74-87	5-6	5-4	10-10	Hollingsworth-17	Anosike-10	Anosike-5	Taurasi-20	6,631
Aug 7	CON	W 95-88	6-6	5-4	11-10	Montgomery-24	Anosike-12	Montgomery/Wiggins-3	Gruda-21	8,134
Aug 9	SA	L 87-89	6-7	5-4	11-11	Anosike-24	Hodges/Hollingsworth-8	Wiggins-4	Hammon-22	7,764
Aug 13	IND	L 81-91	6-8	5-4	11-12	Wiggins-23	Anosike-16	Hodges-3	Hoffman-24	7,156
Aug 15	@CHI	L 76-79	6-8	5-5	11-13	Hodges-25	Anosike/Hodges-8	Hodges/Wiggins-6	Thorn-17	3,877
Aug 19	@LA	L 63-78	6-8	5-6	11-14	Montgomery-16	McCants-8	Montgomery-4	Leslie-28	9,181
Aug 23	@NY	L 67-80	6-8	5-8	11-16	Anosike-18	Wiggins-7	Tied with-2	Christon-24	8,481
Aug 28	SAC	W 100-95	7-8	5-8	12-16	Miller-18	Anosike-6	Anosike-5	Maiga-Ba-20	8,782
Aug 30	@WAS	L 75-81	7-8	5-9	12-17	Houston-20	Anosike-6	Wiggins-4	Langhorne-18	12,241
Sep 1	@SA	L 82-84 (2OT)	7-8	5-10	12-18	Wiggins-19	Anosike-11	Anosike-3	Hammon-29	4,881
Sep 5	SEA	W 76-68	8-8	5-10	13-18	Houston-22	Humphrey-7	Houston-4	Wright-20	8,170
Sep 9	DET	W 75-72	9-8	5-10	14-18	3 Tied-12	McCants-6	Montanana/Wiggins-3	Ford-16	7,423
Sep 11	@LA	L 61-90	9-8	5-11	14-19	Wiggins-15	Houston-8	3 Tied-3	2 Tied-19	13,764
Sep 13	@SAC	L 66-88	9-8	5-12	14-20	Houston-18	Hollingsworth-9	Montgomery-5	Powell-27	10,212





2009 SEASON SUMMARY

	RECORD	HOME	ROAD	OT
OVERALL	14-20	9-8	5-12	1-1
EASTERN	7-7	5-2	2-5	1-0
WESTERN	7-13	4-4	3-7	0-1

TEAM WINNING & LOSING STREAKS:

	OVERALL	HOME	ROAD
	Loss-2	Win 3	Loss 9
Long:	Win-3	Win-3	Win-2
	Loss-6	Loss-4	Loss-9
Last:	Win 09/09 vs. DET 75-72	Win 09/09 vs. DET 75-72	Win 07/22 @ PHO 99-86
	Loss 09/13 @ SAC 66-88	Loss: 08/13 vs. IND 81-91	Loss 09/13 @ SAC 66-88

MONTH	W/L	OFFENSE	vs. OPP	HOME ATTENDANCE
May	0-0	70+ 13-12	.500+ 8-9	17 Games
June	7-3	70< 1-8	.500< 5-11	128,127 Total
July	3-6	DEFENSE		7,537 Average
Aug.	2-8	70+ 12-20		11,245 High
----	70	< 2-0		

MARGINS	1	2	3	4	5	6	7	8	9	10	11	12	13	14	15	16	17	18	19	20	21	22	23	24	25	26	27	28	29	30+
WON BY:	1	2			1	1	2	1			1	1	1				1					1							1	
LOST BY:		2	2	1			3		1		1			2	1	1	1	1				1			1				1	1

At Start Of:		OVERALL	HOME	ROAD	ROAD	FG%	OVERALL	HOME-ROAD
2nd Qtr	Ahead:	11-9	6-3	5-5	-44%	4-16	3-6	1-10
	Behind:	1-12	1-5	0-7	45-49%	4-2	2-1	2-1
	Tied:	2-0	2-0	0-0	50-54%	5-2	4-1	1-1
					55-59%	0-0	0-0	0-0
3rd Qtr	Ahead	11-4	6-0	5-4	+60%	1-0	0-0	1-0
	Behind	2-15	2-8	0-7				
	Tied	1-1	1-0	0-1				
4th Qtr	Ahead	11-4	6-2	5-2				
	Behind	3-16	3-6	0-10				
	Tied	0-0	0-0	0-0				



## 2008 TEAM ROSTER



No.	Player	Pos	Ht	Wt	Birthdate	College	Yrs
21	Nicky Anosike	F/C	6-2	210	02/27/1986	Tennessee	R
33	Seimone Augustus	G	6-0	179	04/30/1984	LSU	2
30	Anna DeForge	G	5-10	160	04/14/1976	Nebraska	6
10	Lindsey Harding	G	5-8	139	06/12/1984	Duke	1
55	Vanessa Hayden-Johnson	C	6-4	240	06/05/1982	Florida	3
20	Charde Houston	F	5-11	190	04/10/1986	Connecticut	R
34	Navonda Moore	G	5-9	150	11/04/1984	Alabama	1
3	Nicole Ohlde	F/C	6-5	190	03/13/1982	Kansas State	4
45	Noelle Quinn	G	6-0	172	01/03/1985	UCLA	1
52	Kristen Rasmussen	F	6-4	172	11/01/1978	Michigan State	8
32	LaToya Thomas	F	6-2	175	07/06/1981	Mississippi State	5
11	Candice Wiggins	G	5-11	150	02/14/1987	Stanford	R

**Head Coach:** Don Zierden (Mount Senario)

**Assistant Coaches:** Jennifer Gillom (Mississippi), Julie Plank (Ohio State), Ed Prohofsky (Minnesota)

**Trainers:** Chuck Barta (Wisconsin-La Crosse)

**Strength Coach:** Tom Conroy

## 2008 STARTING LINEUPS

Game #s	Forward	Forward	Center	Guard	Guard	Rec
1-14, 16-23	Augustus	Ohlde	Anosike	DeForge	Quinn	11-11
15	Quinn	Ohlde	Anosike	DeForge	Wiggins	0-1
24-32	Augustus	Ohlde	Anosike	DeForge	Harding	4-5
33-34	Quinn	Ohlde	Anosike	DeForge	Harding	1-1



## 2008 FINAL STATISTICS

PLAYER	G	GS	MIN	Field Goals			3-Point FG			Free Throws			Rebounds			AST	PF	DQ	STL	TO	BLK	PTS	AVG
				FG	FGA	PCT	FG	FGA	PCT	FT	FTA	PCT	OFF	DEF	TOT								
Augustus	31	31	1042	233	496	.470	20	63	.317	105	118	.890	28	92	120	83	46	0	32	52	12	591	19.1
Wiggins	30	1	824	137	340	.403	37	121	.306	161	197	.817	39	58	97	90	113	5	54	57	7	472	15.7
Anosike	34	34	920	99	226	.438	0	1	.000	116	166	.699	78	153	231	45	125	2	75	42	43	314	9.2
Houston	33	0	581	116	236	.492	0	0	---	60	81	.741	27	95	122	28	70	0	30	55	13	292	8.8
DeForge	34	34	847	106	271	.391	47	129	.364	29	38	.763	24	79	103	59	52	0	27	31	5	288	8.5
Harding	24	11	591	51	139	.367	2	25	.080	50	72	.694	9	47	56	76	56	2	27	55	4	154	6.4
Ohlde	34	34	559	73	161	.453	0	0	---	51	65	.785	44	68	112	45	88	1	10	50	22	197	5.8
Hayden	30	0	304	65	146	.445	0	0	---	27	44	.614	42	63	105	12	82	2	14	26	14	157	5.2
Quinn	32	25	533	47	118	.398	10	32	.313	12	18	.667	12	57	69	81	33	0	21	46	2	116	3.6
Moore	16	0	125	15	47	.319	3	9	.333	15	27	.556	7	8	15	5	18	0	4	3	3	48	3.0
Thomas	13	0	147	19	38	.500	5	7	.714	4	9	.44	8	17	25	3	16	0	2	15	0	47	3.6
Rasmussen	31	0	393	27	72	.375	8	23	.348	17	23	.739	32	53	85	27	48	0	12	19	6	79	2.5
Zoll	6	0	30	2	8	.250	1	3	.33	5	6	.833	1	2	3	3	2	0	1	3	0	10	1.7
Murphy	2	0	5	1	5	.200	0	0	---	0	0	---	2	0	2	0	2	0	0	0	0	2	1.0
Smith	1	0	0	0	0	---	0	0	---	0	0	---	0	0	0	0	0	0	0	0	0	0	0.0
<b>LYNX</b>	<b>34</b>	<b>--</b>	<b>6900</b>	<b>991</b>	<b>2302</b>	<b>.430</b>	<b>133</b>	<b>413</b>	<b>.322</b>	<b>652</b>	<b>864</b>	<b>.755</b>	<b>353</b>	<b>792</b>	<b>1145</b>	<b>557</b>	<b>751</b>	<b>12</b>	<b>309</b>	<b>472</b>	<b>131</b>	<b>2767</b>	<b>81.4</b>
<b>OPPONENTS</b>	<b>34</b>	<b>—</b>	<b>6900</b>	<b>974</b>	<b>220</b>	<b>.439</b>	<b>161</b>	<b>486</b>	<b>.331</b>	<b>612</b>	<b>809</b>	<b>.756</b>	<b>350</b>	<b>862</b>	<b>1212</b>	<b>587</b>	<b>748</b>	<b>8</b>	<b>248</b>	<b>579</b>	<b>140</b>	<b>2121</b>	<b>80.0</b>

PLAYER	Single-Game Highs							Average Per Game							Career Highs (C=Set, T=Tied This Season)						
	MIN	REB	AST	ST	TO	BL	PTS	MIN	REB	AST	STL	TO	BLK	PTS	FG	FGA	FT	FTA	REB	AST	PTS
Augustus	43	9	10	4	5	2	30	33.6	3.8	2.7	1.03	1.7	0.39	19.1	16	28	14	15	9T	10C	39
Wiggins	37	8	12	6	4	1	27	27.5	3.2	3.0	1.80	1.9	0.23	15.7	9C	18C	13C	17C	8C	12C	27C
Anosike	37	15	5	6	3	4	20	27.1	6.8	1.3	2.21	1.2	1.26	9.2	8C	17C	8C	16C	15C	5C	20C
Houston	28	13	4	3	5	2	21	17.6	3.7	0.8	0.91	1.7	0.39	8.8	9C	16C	5C	7C	13C	4C	21C
DeForge	39	9	5	4	4	1	23	24.9	3.0	1.7	0.79	0.9	0.15	8.5	11	25	8	10	9T	9	31
Harding	45	6	10	5	7	2	20	24.6	2.3	3.2	1.13	2.3	0.17	6.4	8	17	11C	14C	7	10C	20T
Ohlde	24	10	5	2	4	3	14	16.4	3.3	1.3	0.29	1.5	0.65	5.8	9	18	13	15	14	8	25
Hayden	22	9	3	3	4	2	14	10.1	3.5	0.4	0.47	0.9	0.47	5.2	8	18	5	8	11	3T	18
Quinn	29	6	8	3	5	1	11	16.7	2.2	2.5	0.66	1.4	0.06	3.6	4T	8T	6	8	7	14	11C
Moore	17	4	4	1	1	1	11	7.8	0.9	0.3	0.25	0.2	0.19	3.0	4C	11C	6	8	5	4C	11C
Thomas	23	7	1	1	4	0	13	11.3	1.9	0.2	0.15	1.4	0.00	3.6	11	21	10	10	13	5	26
Rasmussen	28	11	3	2	3	2	10	12.7	2.7	0.9	0.39	0.6	0.19	2.5	8	12	11	12	14	6	19
Zoll	11	1	2	1	2	0	5	5.0	0.5	0.5	0.17	0.5	0.00	1.7	1C	4C	2C	2C	1C	2C	5C
Murphy	3	1	0	0	0	0	2	2.5	1.0	0.0	0.00	0.0	0.00	1.0	5	10	5	5	12	2	14
Smith	0	0	0	0	0	0	0	0.0	0.0	0.0	0.00	0.0	0.00	0.0	7	14	4	4	6	6	18
<b>LYNX</b>	<b>250</b>	<b>53</b>	<b>29</b>	<b>12</b>	<b>20</b>	<b>9</b>	<b>107</b>	<b>202.2</b>	<b>37.8</b>	<b>20.8</b>	<b>7.65</b>	<b>15.2</b>	<b>4.68</b>	<b>86.0</b>	<b>44C</b>	<b>95</b>	<b>37</b>	<b>45</b>	<b>53C</b>	<b>30</b>	<b>124</b>
<b>OPPONENTS</b>	<b>250</b>	<b>48</b>	<b>24</b>	<b>13</b>	<b>24</b>	<b>7</b>	<b>99</b>	<b>202.2</b>	<b>30.9</b>	<b>15.6</b>	<b>7.85</b>	<b>14.5</b>	<b>3.09</b>	<b>76.2</b>	<b>47</b>	<b>96</b>	<b>42</b>	<b>55</b>	<b>56</b>	<b>30</b>	<b>127</b>





## 2008 OFFENSIVE GAME-BY-GAME STATISTICS

Date	Opponent	W/L	G	MIN	Field Goals			3-Point FG			Free Throws			Rebounds							PF	STL	TO	BLK	PTS
					FG	FGA	PCT	FG	FGA	PCT	FT	FTA	PCT	OFF	DEF	TOT	AST								
M18	DET	W	1	200	32	66	.485	3	11	.273	17	23	.739	6	20	26	20	30	12	12	4	84			
M27	@HOU	W	1	225	35	75	.467	5	12	.417	23	29	.793	14	23	37	17	21	10	12	10	98			
M29	@CHI	W	1	200	30	63	.476	5	8	.625	10	14	.714	9	30	39	16	24	6	14	6	75			
M31	PHO	W	1	200	29	66	.439	3	9	.333	33	40	.825	13	27	40	24	22	8	15	6	94			
Jn3	@ATL	W	1	200	31	64	.484	3	14	.214	20	24	.833	12	16	28	17	18	8	18	2	85			
Jn6	@CON	L	1	200	31	75	.413	2	11	.182	13	19	.684	13	22	35	17	23	11	11	3	77			
Jn8	SA	W	1	200	29	61	.475	4	16	.250	28	32	.875	8	24	32	23	24	8	11	2	90			
Jn10	CON	L	1	200	25	75	.333	3	8	.375	13	20	.650	9	26	35	18	20	8	9	8	66			
Jn12	SAC	L	1	200	27	61	.443	4	12	.333	20	27	.741	12	21	33	17	27	6	21	6	78			
Jn14	@NY	L	1	200	28	64	.438	6	14	.429	14	16	.875	6	19	25	7	14	11	11	3	76			
Jn20	@DET	L	1	225	32	77	.416	0	6	.000	29	42	.690	18	24	42	18	36	6	16	2	93			
Jn21	HOU	L	1	200	19	69	.275	3	18	.167	24	36	.667	15	17	32	11	22	7	17	4	65			
Jn24	NY	W	1	200	32	63	.508	4	9	.444	23	29	.793	8	25	33	24	24	11	13	3	91			
Jn26	SAC	W	1	200	31	69	.449	3	11	.273	15	17	.882	6	23	29	18	23	9	13	4	80			
Jn28	@SA	L	1	200	26	71	.366	3	17	.176	10	13	.769	15	28	43	10	18	8	15	3	65			
Jy1	CHI	L	1	200	26	66	.394	2	4	.500	17	25	.680	11	21	32	13	18	10	11	4	71			
Jy3	@LA	W	1	200	31	62	.500	5	14	.357	21	25	.840	9	26	35	16	20	8	15	4	88			
Jy5	@SEA	L	1	200	23	55	.418	3	5	.600	22	31	.710	7	16	23	15	23	8	13	4	71			
Jy9	ATL	L	1	200	23	63	.365	4	10	.400	17	27	.630	8	25	33	17	19	9	11	4	67			
Jy12	HOU	W	1	200	31	67	.463	10	20	.500	13	18	.722	9	24	33	22	21	11	13	3	85			
Jy17	@HOU	L	1	200	34	70	.486	7	15	.467	13	18	.722	11	17	28	18	25	6	13	4	88			
Jy19	@SA	W	1	200	31	68	.456	2	7	.286	23	27	.852	8	28	36	6	18	8	13	1	87			
Jy22	SEA	L	1	200	27	77	.351	3	9	.333	16	18	.889	12	21	33	21	18	10	12	2	73			
iy24	@IND	W	1	225	26	61	.426	1	4	.250	31	36	.861	12	28	40	10	19	13	18	5	84			
Jy25	SA	W	1	200	29	64	.453	6	16	.375	14	18	.778	13	23	36	16	18	12	14	1	78			
Jy27	LA	L	1	225	29	70	.414	3	13	.231	23	27	.852	10	27	37	17	26	10	17	4	84			
A30	WAS	W	1	200	29	65	.446	6	16	.375	28	37	.757	11	27	38	14	29	9	12	4	92			
S1	@LA	L	1	200	23	70	.329	1	12	.083	11	15	.733	8	21	29	14	20	9	13	1	58			
S3	@PHO	L	1	200	31	84	.369	5	27	.185	29	41	.707	17	18	35	13	29	10	13	1	96			
S6	@SEA	L	1	200	36	71	.507	6	11	.545	10	16	.625	9	20	29	20	26	10	16	2	88			
S7	@SAC	L	1	200	29	65	.446	1	11	.091	12	18	.667	11	17	28	14	19	13	21	6	71			
S9	IND	W	1	200	31	60	.517	3	8	.375	21	26	.808	5	24	29	17	16	10	17	4	86			
S12	PHO	L	1	200	30	83	.361	6	20	.300	21	31	.677	11	32	43	16	20	6	10	5	87			
S14	@WAS	W	1	200	35	63	.556	8	15	.533	18	29	.621	7	32	39	21	21	8	12	6	96			
Season Totals			34	6900	974	2220	.439	161	486	.331	612	809	.756	350	862	1212	87	748	248	579	140	2721			
Season Averages				202.9	28.6	65.3		4.7	14.3		18.0	23.8		10.3	25.4	35.6	17.3	22.0	7.3	17.0	4.1	80.0			



## 2008 DEFENSIVE GAME-BY-GAME STATISTICS

					Field Goals			3-Point FG			Free Throws			Rebounds										
Date	Opponent	W/L	G	MIN	FG	FGA	PCT	FG	FGA	PCT	FT	FTA	PCT	OFF	DEF	TOT	AST	PF	STL	TO	BLK	PTS		
M18	DET	W	1	200	23	56	.411	2	10	.200	22	32	.688	9	24	33	19	24	5	23	4	70		
M27	@HOU	W	1	225	33	74	.446	7	18	.389	19	23	.826	13	24	37	21	27	8	17	5	92		
M29	@CHI	W	1	200	24	62	.387	3	7	.429	18	29	.621	11	21	32	14	16	7	11	6	69		
M31	PHO	W	1	200	33	79	.418	3	20	.150	14	20	.700	14	22	36	13	26	6	18	8	83		
Jn3	@ATL	W	1	200	33	66	.500	6	14	.429	9	10	.900	9	19	28	21	18	11	20	4	81		
Jn6	@CON	L	1	200	31	69	.449	1	14	.071	15	24	.625	14	28	42	20	17	3	20	2	78		
Jn8	SA	W	1	200	24	56	.429	6	16	.375	24	28	.857	9	21	30	20	23	7	18	3	78		
Jn10	CON	L	1	200	25	62	.403	6	17	.353	19	21	.905	6	37	43	14	14	5	19	4	75		
Jn12	SAC	L	1	200	25	61	.410	5	12	.417	27	33	.818	14	21	35	14	28	16	17	4	82		
Jn14	@NY	L	1	200	29	60	.483	8	16	.500	11	14	.786	9	24	33	17	13	5	18	2	77		
Jn20	@DET	L	1	225	29	71	.408	6	16	.375	34	41	.829	15	29	44	16	34	4	17	6	98		
Jn21	HOU	L	1	200	24	60	.400	5	14	.357	19	22	.864	7	29	36	11	27	9	21	8	72		
Jn24	NY	W	1	200	22	59	.373	8	16	.500	17	25	.680	9	21	30	14	23	8	19	0	69		
Jn26	SAC	W	1	200	26	65	.400	6	14	.429	18	23	.783	13	21	34	15	20	8	16	2	76		
Jn28	@SA	L	1	200	30	65	.462	2	9	.222	11	17	.647	5	24	29	23	12	8	10	5	73		
Jy1	CHI	L	1	200	28	63	.444	3	7	.429	14	23	.609	13	24	37	19	20	5	16	8	73		
Jy3	@LA	W	1	200	25	68	.368	3	20	.150	17	20	.850	15	19	34	18	21	4	15	3	70		
Jy5	@SEA	L	1	200	38	66	.576	8	19	.421	12	15	.800	7	27	34	26	23	4	15	3	96		
Jy9	ATL	L	1	200	31	69	.449	2	11	.182	9	18	.500	11	32	43	11	21	8	15	4	73		
Jy12	HOU	W	1	200	27	63	.429	3	8	.375	14	22	.636	9	27	36	17	23	6	17	4	71		
Jy17	@HOU	L	1	200	34	70	.486	4	12	.333	24	25	.960	15	25	40	19	18	8	13	0	96		
Jy19	@SA	W	1	200	26	65	.400	5	18	.278	17	21	.810	7	25	32	15	21	7	17	3	74		
Jy22	SEA	L	1	200	28	61	.459	4	10	.400	16	19	.842	10	29	39	13	18	7	20	5	76		
Jy24	@IND	W	1	225	31	78	.397	7	17	.412	11	16	.688	14	21	35	24	27	10	18	6	80		
Jy25	SA	W	1	200	23	58	.397	2	12	.167	20	27	.741	10	17	27	11	20	7	14	1	68		
Jy27	LA	L	1	225	35	73	.479	5	14	.357	17	25	.680	10	27	37	25	21	12	15	4	92		
A30	WAS	W	1	200	27	65	.415	4	15	.267	20	32	.625	10	28	38	11	33	5	18	1	78		
S1	@LA	L	1	200	30	64	.469	5	20	.250	17	22	.773	11	36	47	23	20	5	16	12	82		
S3	@PHO	L	1	200	35	64	.547	6	13	.462	27	31	.871	3	30	33	18	32	5	20	7	103		
S6	@SEA	L	1	200	30	57	.526	3	8	.375	33	43	.767	8	21	29	19	18	10	12	4	96		
S7	@SAC	L	1	200	29	64	.453	8	14	.571	12	12	1.000	12	26	38	18	21	12	27	2	78		
S9	IND	W	1	200	28	67	.418	4	22	.182	16	18	.889	10	22	32	21	20	10	21	4	76		
S12	PHO	L	1	200	32	78	.410	5	17	.294	27	37	.730	12	37	49	15	24	7	10	5	96		
S14	@WAS	W	1	200	26	62	.419	6	16	.375	12	21	.571	6	24	30	12	25	6	16	1	70		
Season Totals		34	6900	974	2220	.439	161	486	.331	612	809	.756	350	862	1212	587	748	248	579	140	2721			
Season Averages				202.9	28.6	65.3		4.7	14.3		18.0	23.8		10.3	25.4	35.6	17.3	22.0	7.3	17.0	4.1	80.0		



## 2008 DAY-BY-DAY STATISTICS

Date	Opp	Score	Home	Road	Total	High Scoring	High Rebounds	High Assists	Opponent Scoring	Atten.
May 18	DET	W 84-70	1-0	0-0	1-0	Houston-21	3 Tied - 4	Ohlde-5	K. Smith-17	9,972
May 27	@HOU	W 98-92 (OT)	1-0	1-0	2-0	Augustus-25	Augustus-9	2 Tied - 4	Thompson-20	7,261
May 29	@CHI	W 75-69	1-0	2-0	3-0	Augustus-19	Augustus-9	Wiggins-4	Fowles-16	3,014
May 31	PHO	W 94-83	2-0	2-0	4-0	Augustus-22	Houston-13	Wiggins-12	Pondexter-31	6,914
Jun 3	@ATL	W 85-81	2-0	3-0	5-0	Wiggins-22	Anosike-12	2 Tied - 4	Lennox-28	5,844
Jun 6	@CON	L 77-78	2-0	3-1	5-1	Augustus-22	Houston-9	Augustus-6	Jones-25	6,327
Jun 8	SA	W 90-78	3-0	3-1	6-1	Augustus-18	Anosike-8	2 Tied - 5	Wauters-24	5,020
Jun 10	CON	L 66-75	3-1	3-1	6-2	Wiggins-22	Anosike-9	Augustus-10	Jones-20	7,186
Jun 12	SAC	L 78-82	3-2	3-1	6-3	Augustus-21	Anosike-11	Wiggins-5	2 Tied - 18	4,875
Jun 14	@NY	L 76-77	3-2	3-2	6-4	Wiggins-26	Houston-8	Wiggins-3	2 Tied - 13	7,452
Jun 20	@DET	L 93-98 (OT)	3-2	3-3	6-5	Augustus-26	Ohlde-10	Wiggins-5	Nolan-44	8,916
Jun 21	HOU	L 65-72	3-3	3-3	6-6	Wiggins-24	Anosike-7	Wiggins-4	Thompson-18	5,865
Jun 24	NY	W 91-69	4-3	3-3	7-6	Augustus-21	2 Tied - 6	Augustus-9	Christon-20	6,280
Jun 26	SAC	W 80-76	5-3	3-3	8-6	Augustus-23	Augustus-6	Wiggins-6	Powell-20	5,722
Jun 28	@SA	L 65-73	5-3	3-4	8-7	Anosike-16	Rasmussen-11	Harding-5	Young-20	7,513
Jul 1	CHI	L 71-73	5-4	3-4	8-8	Wiggins-17	Wiggins-6	Quinn-6	Dupree-26	4,765
Jul 3	@LA	W 88-70	5-4	4-4	9-8	Augustus-29	Anosike-10	Quinn-5	Leslie-26	8,587
Jul 5	@SEA	L 71-96	5-4	4-5	9-9	Anosike-15	Anosike-5	Ohlde-5	Jackson-34	7,553
Jul 9	ATL	L 67-73	5-5	4-5	9-10	Augustus-17	Anosike-8	Quinn-8	Lennox-24	5,893
Jul 12	HOU	W 85-71	6-5	4-5	10-10	Augustus-27	Anosike-10	2 Tied - 4	Snow-14	6,495
Jul 17	@HOU	L 88-96	6-5	4-6	10-11	Wiggins-27	Anosike-6	Harding-7	Thompson-25	7,261
Jul 19	@SA	W 87-74	6-5	5-6	11-11	Augustus-30	Ohlde-7	Harding-2	Hammon-24	8,614
Jul 22	SEA	L 73-76	6-6	5-6	11-12	Houston-16	2 Tied - 6	Wiggins-6	Bird-22	12,276
Jul 24	@IND	W 84-80 (OT)	6-6	6-6	12-12	Augustus-25	Anosike-10	2 players - 3	2 players - 17	6,010
Jul 25	SA	W 78-68	7-6	6-6	13-12	Augustus-20	2 players - 8	Augustus-4	Young-21	7,247
Jul 27	LA	L 84-92 (OT)	7-7	6-6	13-13	Augustus-29	Thomas-7	Harding-8	2 players - 23	9,433
Aug 30	WAS	W 92-78	8-7	6-6	14-13	Wiggins-22	Hayden-9	Harding-5	Beard-27	6,980
Sep 1	@LA	L 58-82	8-7	6-7	14-14	Augustus-13	Wiggins-4	Wiggins-4	Parker-24	9,072
Sep 3	@PHO	L 96-103	8-7	6-8	14-15	Augustus-27	Anosike-15	2 players - 3	Taurasi-32	7,722
Sep 6	@SEA	L 88-96	8-7	6-9	14-16	Augustus-26	Anosike-7	Harding-10	Bird-23	9,339
Sep 7	@SA	L 71-78	8-7	6-10	14-17	Houston-19	Anosike-10	2 players - 4	Powell-22	7,999
Sep 9	IND	W 86-76	9-7	6-10	15-17	Houston-18	2 players - 5	Quinn-6	White-21	6,706
Sep 12	PHO	L 87-96	9-8	6-10	15-18	Harding-20	Houston-9	2 players - 4	Taurasi-31	8,343
Sep 14	@WAS	W 96-70	9-8	7-10	16-18	Houston-18	Anosike-8	Quinn-7	Beard-17	10,438



2008 SEASON SUMMARY

	RECORD	HOME	ROAD	OT
OVERALL	16-28	9-8	7-10	2-2
EASTERN	8-6	4-3	4-3	1-1
WESTERN	8-12	5-5	3-7	1-1

TEAM WINNING & LOSING STREAKS:

	OVERALL	HOME	ROAD
	Win-1	Loss-1	Win-1
Long:	Win-5	Win-3	Win-3
	Loss-5	Loss-	Loss-4
Last:	Win: 09/14 @ Was 96-70	Win: 09/09 vs IND 86-76	Win: 09/14 @ WAS 96-70
	Loss: 09/12 vs. PHO 87-96	Loss: 09/12 vs PHO 87-96	Loss: 09/7 @ SAC 71-78

MONTH	W/L	OFFENSE	vs. OPP	HOME ATTENDANCE
May	4-0	70+ 16-13	.500+ 7-12	17 Games
June	4-7	70< 0-5	.500< 9-6	119,972 Total
July	5-6	DEFENSE		7,057 Average
Aug.	1-0	70+ 13-18		12,276 High
Sept.	2-5	70< 3-0		

MARGINS	1	2	3	4	5	6	7	8	9	10	11	12	13	14	15	16	17	18	19	20	21	22	23	24	25	26	27	28	29	30+
WON BY:				3		2				2	1	1	1	3				1				1				1				
LOST BY:	2	1	1	1	1	1	3	4	2															1	1					

At Start Of:		OVERALL	HOME	ROAD	ROAD	FG%	OVERALL	HOME-ROAD
					-44%	4-16	3-8	1-8
2nd Qtr	Ahead:	10-5	7-1	3-4	45-49%	8-1	4-0	4-1
	Behind:	6-12	2-7	4-5	50-54%	3-1	2-0	1-1
	Tied:	0-1	0-0	0-1	55-59%	1-0	0-0	1-0
3rd Qtr	Ahead	12-4	9-3	3-1	+60%	0-0	0-0	0-0
	Behind	3-12	0-4	3-8				
	Tied	1-2	0-1	1-1				
4th Qtr	Ahead	14-2	9-2	5-0				
	Behind	2-15	0-5	2-10				
	Tied	0-1	0-1	0-0				



## 2007 TEAM ROSTER



No.	Player	Pos	Ht	Wt	Birthdate	College	Yrs
25	Svetlana Abrosimova	F	6-2	169	07/09/80	Connecticut '01	6
33	Seimone Augustus	G	6-0	179	04/30/84	Louisiana State '06	1
5	Megan Duffy	G	5-7	135	07/13/84	Notre Dame '06	1
10	Lindsey Harding	G	5-8	139	06/12/84	Duke '07	R
55	Vanessa Hayden*	C	6-4	240	06/05/82	Florida '04	3
23	Amber Jacobs	G	5-8	152	06/29/82	Boston College '04	3
44	Kristen Mann	F	6-2	185	08/10/83	UC Santa Barbara '05	2
34	Navonda Moore	G	5-8	145	11/04/84	Alabama '07	R
14	Eshaya Murphy	G	5-11	164	04/15/85	Southern California '07	R
3	Nicole Ohlde	F	6-5	195	03/12/82	Kansas State '04	3
45	Noelle Quinn	G	6-0	175	01/03/85	UCLA '07	R
20	Tamika Raymond	F	6-2	195	04/12/80	Connecticut '02	5
1	Kathrin Ress	F	6-4	208	06/26/85	Boston College '07	R
42	Tiffany Stansbury	F	6-3	183	01/16/83	North Carolina State '06	1

\* — Missed entire 2007 season due to pregnancy

**Head Coach:** Don Zierden (Mount Senario)

**Assistant Coaches:** Teresa Edwards (Georgia), Carolyn Jenkins (California-Berkeley),  
Ed Prohofsky (Minnesota)

**Trainers:** Chuck Barta (Wisconsin-La Crosse), Kristi Meyer (Minnesota)

**Strength Coach:** Tom Conroy

## 2007 STARTING LINEUPS

Game #s	Forward	Forward	Center	Guard	Guard	Rec
1-2, 4-5	Quinn	Mann	Ohlde	Harding	Augustus	0-4
3	Quinn	Raymond	Ohlde	Harding	Augustus	0-1
6, 8, 10-19	Abrosimova	Mann	Ohlde	Harding	Augustus	5-7
7	Abrosimova	Ress	Ohlde	Harding	Augustus	0-1
9	Abrosimova	Raymond	Ohlde	Harding	Augustus	0-1
20	Abrosimova	Stansbury	Ohlde	Harding	Augustus	0-1
21-33	Abrosimova	Stansbury	Ohlde	Quinn	Augustus	4-9
34	Abrosimova	Mann	Ohlde	Quinn	Augustus	1-0



## 2007 FINAL STATISTICS

PLAYER	G	GS	MIN	Field Goals			3-Point FG			Free Throws			Rebounds			AST	PF	DQ	STL	TO	BLK	PTS	AVG
				FG	FGA	PCT	FG	FGA	PCT	FT	FTA	PCT	OFF	DEF	TOT								
Augustus	34	34	1093	296	583	.508	26	62	.419	151	173	.873	37	99	136	79	58	0	41	83	21	769	22.6
Harding	20	20	602	86	243	.354	8	35	.229	53	78	.679	15	72	87	78	44	0	20	47	6	233	11.7
Ohlde	34	34	922	128	342	.374	0	0	—	136	161	.845	69	139	208	56	127	4	17	82	20	392	11.5
Abrosimova	34	29	843	132	298	.443	45	101	.446	36	43	.837	53	97	150	85	86	0	44	68	4	345	10.1
Mann	34	17	882	96	256	.375	37	106	.349	29	37	.784	39	83	122	43	81	1	31	27	7	258	7.6
Murphy	32	0	436	54	145	.372	18	66	.273	39	46	.848	50	54	104	17	48	0	19	20	8	165	5.2
Stansbury	30	14	437	55	120	.458	0	0	—	20	39	.513	50	80	130	15	78	0	13	29	11	130	4.3
Brown	3	0	29	2	9	.222	1	3	.333	6	8	.750	2	3	5	2	5	0	1	2	1	11	3.7
Jacobs	29	0	328	34	102	.333	17	65	.262	8	13	.615	4	16	20	40	31	0	9	41	0	93	3.2
Ress	28	1	348	31	78	.397	2	4	.500	21	29	.724	39	32	71	16	69	6	8	37	4	85	3.0
Quinn	34	19	670	37	124	.298	7	38	.184	15	24	.625	18	71	89	148	40	0	29	67	13	96	2.8
Raymond	21	2	149	12	20	.600	0	0	—	7	11	.636	16	24	40	6	18	0	2	9	0	31	1.5
Duffy	5	0	48	1	9	.111	1	8	.125	4	4	1.000	2	3	5	7	7	0	1	4	0	7	1.4
Moore	19	0	87	7	26	.269	1	8	.125	6	8	.750	3	12	15	4	21	0	3	7	0	21	1.1
LYNX	34	—	6875	971	2355	.412	163	496	.329	531	674	.788	397	785	1182	596	713	11	238	561	95	2636	77.5
OPPONENTS	34	—	6875	988	2195	.450	162	461	.351	614	785	.782	318	800	1118	565	645	4	279	529	147	2752	80.9

PLAYER	Single-Game Highs							Average Per Game							Career Highs (C=Set, T=Tied This Season)						
	MIN	REB	AST	ST	TO	BL	PTS	MIN	REB	AST	STL	TO	BLK	PTS	FG	FGA	FT	FTA	REB	AST	PTS
Augustus	38	9	6	3	8	2	39	32.1	4.0	2.3	1.21	2.4	0.62	22.6	16C	28	14	15	9C	6C	39C
Harding	38	7	9	4	6	2	20	30.1	4.3	3.9	1.00	2.4	0.30	11.7	8C	17C	7C	10C	7C	9C	20C
Ohlde	36	13	6	2	6	2	21	27.1	6.1	1.6	0.50	2.4	0.59	11.5	9	18	13C	15C	14	8	25
Abrosimova	36	8	7	7	5	1	25	24.8	4.4	2.5	1.29	2.0	0.12	10.1	10	23	12	18	15	9	27
Mann	40	7	4	3	4	1	19	25.9	3.6	1.3	0.91	0.8	0.21	7.6	8C	13C	4T	5C	9	8	19T
Murphy	25	12	2	3	3	2	14	13.6	3.3	0.5	0.59	0.6	0.25	5.2	5C	10C	5C	5C	12C	2C	14C
Stansbury	29	13	2	2	4	2	13	14.6	4.3	0.5	0.43	1.0	0.37	4.3	6C	10C	4C	8C	13C	2C	13C
Brown	15	5	1	1	1	1	4	9.7	1.7	0.7	0.33	0.7	0.33	3.7	6	10	8	8	6	7	18
Jacobs	29	3	5	2	7	0	14	11.3	0.7	1.4	0.31	1.4	0.00	3.2	7	11	7	9	7	9	24
Ress	29	6	4	2	4	1	10	12.4	2.5	0.6	0.29	1.3	0.14	3.0	4C	9C	3C	3C	6C	4C	10C
Quinn	34	7	14	5	8	3	9	19.7	2.6	4.4	0.85	2.0	0.38	2.8	4C	8C	6C	8C	7C	14C	9C
Raymond	20	11	2	2	2	0	6	7.1	1.9	0.3	0.10	0.4	0.00	1.5	9	15	8	11	14	5	22
Duffy	12	2	3	1	2	0	3	9.6	1.0	1.4	0.20	0.8	0.00	1.4	3	8	5	8	3	5	13
Moore	15	5	2	1	1	0	8	4.6	0.8	0.2	0.16	0.4	0.00	1.1	2C	6C	6C	8C	5C	2C	8C
LYNX	225	46	30	12	32	7	95	202.2	34.8	17.5	7.00	16.5	2.79	77.5	39	79C	37	45	49	30C	114
OPPONENTS	225	42	26	21	23	11	106	202.2	32.9	16.6	8.21	15.6	4.32	80.9	38C	83	42C	55C	56	28	106C



## 2007 OFFENSIVE GAME-BY-GAME STATISTICS

Date	Opponent	W/L	G	MIN	Field Goals			3-Point FG			Free Throws			Rebounds								BLK	PTS
					FG	FGA	PCT	FG	FGA	PCT	FT	FTA	PCT	OFF	DEF	TOT	AST	PF	STL	TO			
M19	@IND	L	1	200	25	65	.385	0	5	.000	14	20	.700	15	20	35	7	19	4	15	1	64	
M20	SAC	L	1	200	19	61	.311	1	9	.111	25	37	.676	6	17	23	13	23	10	10	3	64	
M22	@DET	L	1	200	24	59	.407	6	14	.429	21	23	.913	4	22	26	14	29	5	19	1	75	
M25	CHI	L	1	200	28	74	.378	4	16	.250	17	20	.850	19	19	38	18	24	7	15	1	77	
M29	IND	L	1	200	26	65	.400	8	18	.444	15	23	.652	14	18	32	19	19	4	15	2	75	
Jn1	NY	L	1	200	20	73	.274	2	18	.111	18	20	.900	16	29	45	7	23	8	19	4	60	
Jn3	@CHI	L	1	200	23	73	.315	0	5	.000	26	36	.722	16	24	40	9	30	2	11	5	72	
Jn5	@PHO	W	1	200	35	74	.473	6	14	.429	14	19	.737	19	21	40	12	15	7	18	1	90	
Jn8	@LA	L	1	200	34	71	.479	6	14	.429	13	19	.684	13	12	25	22	16	8	12	2	87	
Jn9	@SEA	L	1	200	32	71	.451	4	12	.333	8	11	.727	6	21	27	18	17	7	14	0	76	
Jn13	CON	W	1	225	30	74	.405	1	13	.077	16	20	.800	8	28	36	24	14	10	17	5	77	
Jn16	LA	W	1	200	29	59	.492	8	14	.571	17	21	.810	9	19	28	22	19	8	11	0	83	
Jn20	@SA	L	1	200	27	65	.415	5	12	.417	14	18	.778	12	20	32	10	20	8	19	5	73	
Jn22	SEA	W	1	200	28	69	.406	6	11	.545	16	18	.889	8	23	31	12	18	8	13	4	78	
Jn29	@SA	W	1	200	31	59	.525	3	7	.429	12	17	.706	5	25	30	17	18	6	13	4	77	
Jy1	@SAC	L	1	200	29	58	.500	3	10	.300	7	11	.636	5	23	28	16	21	7	21	3	68	
Jy3	PHO	L	1	200	26	77	.338	9	29	.310	18	22	.818	18	28	46	18	22	6	23	3	79	
Jy6	SAC	L	1	200	32	73	.438	2	10	.200	14	16	.875	14	16	30	21	18	8	19	1	80	
Jy8	HOU	L	1	200	25	61	.410	2	13	.154	15	22	.682	6	22	28	12	17	5	14	6	67	
Jy10	@WAS	L	1	225	32	77	.416	5	18	.278	14	17	.824	12	29	41	17	30	6	18	3	83	
Jy12	@HOU	L	1	200	30	77	.390	5	17	.294	12	15	.800	21	17	38	20	22	9	17	4	77	
Jy17	@CON	L	1	200	30	73	.411	9	17	.529	10	16	.625	15	27	42	20	19	3	16	2	79	
Jy20	WAS	L	1	225	34	70	.486	7	14	.500	12	15	.800	11	31	42	16	35	7	32	1	87	
Jy22	@PHO	L	1	200	35	75	.467	11	22	.500	12	16	.750	13	29	42	21	21	4	19	3	93	
Jy25	PHO	L	1	200	30	78	.385	7	25	.280	12	14	.857	13	27	40	25	23	6	18	2	79	
Jy27	LA	W	1	200	31	72	.431	3	13	.231	20	22	.909	10	30	40	19	15	12	17	4	85	
Jy29	@SAC	W	1	200	29	57	.509	6	12	.500	14	19	.737	7	21	28	20	25	12	24	3	78	
A2	@NY	L	1	200	23	61	.377	4	11	.364	16	18	.889	9	25	34	17	19	10	21	1	66	
A4	HOU	L	1	200	25	79	.316	2	16	.125	25	28	.893	20	18	38	11	27	8	13	5	77	
A7	SEA	W	1	200	34	72	.472	6	18	.333	21	26	.808	13	30	43	29	13	3	6	2	95	
A12	@LA	L	1	200	29	74	.392	3	15	.200	19	23	.826	11	23	34	22	22	9	14	4	80	
A14	@SEA	L	1	200	27	73	.370	2	13	.154	11	12	.917	12	18	30	14	26	5	18	0	67	
A16	DET	W	1	200	27	70	.386	13	27	.481	20	26	.769	10	27	37	24	19	4	14	3	87	
A19	SA	W	1	200	32	66	.485	4	14	.286	13	14	.929	7	26	33	30	15	12	16	7	81	
Season Totals			34	6875	971	2355	.412	163	496	.329	531	674	.788	397	785	1182	596	713	238	561	95	2636	
Season Averages				202.2	28.6	69.3		4.8	14.6		15.6	19.8		11.7	23.1	34.8	17.5	21.0	7.0	16.5	2.8	77.5	





## 2007 DEFENSIVE GAME-BY-GAME STATISTICS

Date	Opponent	W/L	G	MIN	Field Goals			3-Point FG			Free Throws			Rebounds							PF	STL	TO	BLK	PTS
					FG	FGA	PCT	FG	FGA	PCT	FT	FTA	PCT	OFF	DEF	TOT	AST								
M19	@IND	L	1	200	31	63	.492	7	12	.583	14	14	1.000	9	19	28	19	25	4	13	4	83			
M20	SAC	L	1	200	23	60	.383	7	13	.538	21	28	.750	15	27	42	14	32	4	21	3	74			
M22	@DET	L	1	200	30	59	.508	2	6	.333	23	31	.742	6	26	32	19	22	10	15	6	85			
M25	CHI	L	1	200	30	56	.536	5	11	.455	17	28	.607	6	21	27	18	22	5	16	11	82			
M29	IND	L	1	200	33	64	.516	6	14	.429	17	21	.810	10	23	33	19	21	7	12	5	89			
Jn1	NY	L	1	200	26	60	.433	6	11	.545	12	18	.667	4	29	33	16	20	5	18	7	70			
Jn3	@CHI	L	1	200	25	60	.417	3	7	.429	25	38	.658	9	26	35	17	28	1	12	3	78			
Jn5	@PHO	W	1	200	35	75	.467	6	23	.261	9	11	.818	12	16	28	21	19	8	12	5	85			
Jn8	@LA	L	1	200	38	61	.623	2	4	.500	12	17	.706	12	18	30	19	17	4	17	8	90			
Jn9	@SEA	L	1	200	36	69	.522	6	19	.316	12	16	.750	7	23	30	20	13	10	11	4	90			
Jn13	CON	W	1	225	32	79	.405	3	15	.200	6	7	.857	13	28	41	23	15	8	21	3	73			
Jn16	LA	W	1	200	22	58	.379	3	12	.250	11	14	.786	12	22	34	11	19	7	21	3	58			
Jn20	@SA	L	1	200	31	67	.463	2	9	.222	16	19	.842	11	21	32	17	21	8	13	4	80			
Jn22	SEA	W	1	200	27	58	.466	8	19	.421	14	20	.700	5	23	28	13	22	3	14	5	76			
Jn29	@SA	W	1	200	26	67	.388	4	19	.211	10	13	.769	11	21	32	16	17	7	12	1	66			
Jy1	@SAC	L	1	200	27	64	.422	2	7	.286	20	24	.833	8	24	32	12	13	15	14	2	76			
Jy3	PHO	L	1	200	36	71	.507	6	20	.300	17	23	.739	6	26	32	21	23	13	13	6	95			
Jy6	SAC	L	1	200	33	56	.589	4	8	.500	15	17	.882	6	17	23	18	17	11	23	3	85			
Jy8	HOU	L	1	200	31	66	.470	3	3	1.000	14	21	.667	9	29	38	16	22	9	11	5	79			
Jy10	@WAS	L	1	225	26	73	.356	3	15	.200	36	41	.878	12	28	40	14	19	13	13	8	91			
Jy12	@HOU	L	1	200	33	67	.493	4	13	.308	17	21	.810	15	20	35	20	16	8	15	2	87			
Jy17	@CON	L	1	200	31	73	.425	6	15	.400	16	20	.800	9	24	33	17	12	8	10	3	84			
Jy20	WAS	L	1	225	23	59	.390	3	17	.176	42	55	.764	6	20	26	5	25	21	20	5	91			
Jy22	@PHO	L	1	200	36	79	.456	14	27	.519	20	25	.800	11	21	32	25	16	5	11	5	106			
Jy25	PHO	L	1	200	34	65	.523	10	27	.370	25	28	.893	5	27	32	26	15	10	14	7	103			
Jy27	LA	W	1	200	28	67	.418	6	12	.500	14	16	.875	6	24	30	14	17	10	17	3	76			
Jy29	@SAC	W	1	200	23	48	.479	4	13	.308	23	36	.639	8	21	29	13	15	12	21	3	73			
A2	@NY	L	1	200	27	64	.422	2	11	.182	15	18	.833	11	21	32	13	16	12	18	3	71			
A4	HOU	L	1	200	24	60	.400	2	6	.333	30	35	.857	8	30	38	13	22	9	20	1	80			
A7	SEA	W	1	200	27	71	.380	4	17	.235	16	17	.941	12	19	31	13	18	3	7	1	74			
A12	@LA	L	1	200	33	66	.500	3	11	.273	20	24	.833	6	30	36	19	16	7	16	5	89			
A14	@SEA	L	1	200	25	56	.446	4	16	.250	27	32	.844	10	25	35	12	16	7	20	5	81			
A16	DET	W	1	200	27	69	.391	6	11	.545	17	21	.810	11	29	40	17	22	8	17	2	77			
A19	SA	W	1	200	19	65	.292	6	18	.333	11	16	.688	17	22	39	15	12	7	21	6	55			
Season Totals			34	6875	988	2195	.450	162	461	.351	614	785	.782	318	800	1118	565	645	279	529	147	2752			
Season Averages				202.2	29.1	64.6		4.8	13.6		18.1	23.1		9.4	23.5	32.9	16.6	19.0	8.2	15.6	4.3	80.9			



## 2007 DAY-BY-DAY STATISTICS

Date	Opp	Score	Home	Road	Total	High Scoring	High Rebounds	High Assists	Opponent Scoring	Atten.
May 19	@IND	L 64-83	0-0	0-1	0-1	Augustus-16	Ohlde-9	Ohlde-2	White-17	9,210
May 20	SAC	L 64-74	0-1	0-1	0-2	Augustus-28	Mann-5	Mann-3	Lawson-19	9,831
May 22	@DET	L 75-85	0-1	0-2	0-3	Augustus-19	Harding-7	Harding-6	Nolan-21	7,421
May 25	CHI	L 77-82	0-2	0-2	0-4	Augustus-31	Stansbury-13	Harding-9	Dupree-25	4,891
May 29	IND	L 75-89	0-3	0-2	0-5	Augustus-23	Abrosimova-6	Harding-6	Catchings-21	6,238
Jun 1	NY	L 60-70	0-4	0-2	0-6	Augustus-18	Murphy-12	3 Tied-2	Kraayeveld-21	6,563
Jun 3	@CHI	L 72-78	0-4	0-3	0-7	Augustus-23	Stansbury-11	Harding-5	Dupree-20	3,477
Jun 5	@PHO	W 90-85	0-4	1-3	1-7	Augustus-22	Ohlde-13	3 Tied-3	Ta. Smith-24	6,378
Jun 8	@LA	L 87-90	0-4	1-4	1-8	Augustus-28	Abrosimova-6	3 Tied-3	McWilliams-Frank-2	8,962
Jun 9	@SEA	L 76-90	0-4	1-5	1-9	Abrosimova-15	Augustus-6	4 Tied with-3	Jackson-30	8,105
Jun 13	CON	W 77-73 (OT)	1-4	1-5	2-9	Augustus-28	Ohlde-8	Abrosimova-6	Jones-22	9,382
Jun 16	LA	W 83-58	2-4	1-5	3-9	Mann-16	3 Tied-5	Abrosimova-6	L. Thomas-13	5,801
Jun 20	@SAN	L 73-80	2-4	1-6	3-10	Augustus-27	Mann/Ohlde-7	Harding-4	Young-24	4,070
Jun 22	SEA	W 78-76	3-4	1-6	4-10	Augustus-23	3 Tied-7	Harding-5	Bird-25	6,482
Jun 29	@SAN	W 77-66	3-4	2-6	5-10	Augustus-29	Augustus-9	Quinn/Ohlde-4	Young-17	7,627
Jul 1	@SAC	L 68-76	3-4	2-7	5-11	Augustus-22	Ohlde-9	Jacobs-5	Brunson-17	7,563
Jul 3	PHO	L 79-95	3-5	2-7	5-12	Augustus-16	Augustus-8	Abrosimova-6	Taylor-26	7,949
Jul 6	SAC	L 80-85	3-6	2-7	5-13	Augustus-23	Ohlde-8	Jacobs-5	Powell-21	5,061
Jul 8	HOU	L 67-79	3-7	2-7	5-14	Augustus-22	Ohlde-8	Harding-4	Thompson-23	5,741
Jul 10	@WAS	L 83-91 (OT)	3-7	2-8	5-15	Abrosimova-20	Augustus/Abrosimova-7	Harding-5	Sanford-25	6,147
Jul 12	@HOU	L 77-87	3-7	2-9	5-16	Augustus-24	3 Tied-6	Quinn-9	Snow-24	13,218
Jul 17	@CON	L 79-84	3-7	2-10	5-17	Augustus-24	Ohlde/Stansbury-7	Quinn-7	Douglas-22	8,253
Jul 20	WAS	L 87-91 (OT)	3-8	2-10	5-18	Augustus-33	Stansbury-9	Augustus-6	Currie-18	5,771
Jul 22	@PHO	L 93-106	3-8	2-11	5-19	Augustus-23	Abrosimova/Ohlde-8	Quinn-9	Taylor-28	6,602
Jul 25	PHO	L 79-103	3-9	2-11	5-20	Augustus/Stansbury-13	Ohlde-11	Quinn/Ohlde-6	Taylor-30	13,004
Jul 27	LA	W 85-76	4-9	2-11	6-20	Augustus/Abrosimova-23	Ohlde-12	Quinn-9	Mabika-14	6,624
Jul 29	@SAC	W 78-73	4-9	3-11	7-20	Augustus-39	Murphy/Stansbury-6	Quinn-8	Powell-29	7,477
Aug 2	@NY	L 66-71	4-9	3-12	7-21	Augustus-17	Quinn-6	Quinn-8	Kraayeveld-16	9,233
Aug 4	HOU	L 77-80	4-10	3-12	7-22	Augustus-24	Ress/Stansbury-6	Quinn-4	Thompson-26	7,462
Aug 7	SEA	W 95-74	5-10	3-12	8-22	Augustus-21	Ohlde/Stansbury-7	Quinn-8	Lennox-16	5,018
Aug 12	@LA	L 80-89	5-10	3-13	8-23	Augustus-28	Abrosimova-8	Quinn-9	L. Thomas-23	9,938
Aug 14	@SEA	L 67-81	5-10	3-14	8-24	Augustus-28	Ohlde-8	Quinn-7	Jackson-18	8,144
Aug 16	DET	W 87-77	6-10	3-14	9-24	Abrosimova-25	Ohlde-9	Quinn-8	Latta-15	5,318
Aug 19	SAN	W 81-55	7-10	3-14	10-24	Mann-19	Raymond-11	Quinn-14	Crossley-20	7,377





2007 SEASON SUMMARY

	RECORD	HOME	ROAD	OT
OVERALL	10-24	7-10	3-14	1-2
EASTERN	2-10	2-4	0-6	1-2
WESTERN	8-14	5-6	3-8	

TEAM WINNING & LOSING STREAKS:

	OVERALL	HOME	ROAD
	Win-2	Win-3	Loss-3
Long:	Win-2	Win-3	Win-1
	Loss-10	Loss-5	Loss-5
Last:	Win: 08/19 vs SAN 81-55	Win: 08/19 vs SAN 81-55	Win: 07/29 @ SAC 78-73
	Loss: 08/14 @ SEA 67-81	Loss: 08/04 vs HOU 77-80	Loss: 08/14 @ SEA 67-81


MONTH	W/L	OFFENSE	vs. OPP	HOME ATTENDANCE
May	0-5	70+ 10-17	.500+ 8-10	17 Games
June	5-5	70< 0-7	.500< 2-13	118,513 Total
July	2-10	DEFENSE		6,971 Average
Aug.	3-4	70+ 7-24		13,004 High
		70< 3-0		

MARGINS	1	2	3	4	5	6	7	8	9	10	11	12	13	14	15	16	17	18	19	20	21	22	23	24	25	26	27	28	29	30+
WON BY:		1		1	2				1	1	1										1				1	1				
LOST BY:			2	1	4	1	1	2	1	4		1	1	3		1				1				1						

At Start Of:		OVERALL	HOME	ROAD	ROAD	FG%	OVERALL	HOME-ROAD
					-44%	4-19	4-9	0-10
2nd Qtr	Ahead:	6-3	4-2	2-1	45-49%	4-4	3-1	1-3
	Behind:	4-18	3-8	1-10	50-54%	2-1	0-0	2-1
	Tied:	0-3	0-0	0-3	55-59%	0-0	0-0	0-0
3rd Qtr	Ahead	8-2	5-1	3-1	+60%	0-0	0-0	0-0
	Behind	2-22	2-9	0-13				
	Tied	0-0	0-0	0-0				
4th Qtr	Ahead	9-2	6-2	3-0				
	Behind	0-22	0-8	0-14				
	Tied	1-0	1-0	0-0				



# 2006 TEAM ROSTER



No.	Player	Pos	Ht	Wt	Birthdate	College	Yrs
25	Svetlana Abrosimova	F	6-2	169	07/09/80	Connecticut '01	5
33	Seimone Augustus	G	6-0	179	04/30/84	Louisiana State '06	R
5	Megan Duffy	G	5-7	135	07/13/84	Notre Dame '06	R
55	Vanessa Hayden	C	6-4	235	06/05/82	Florida '04	2
23	Amber Jacobs	G	5-8	150	06/29/82	Boston College '04	2
13	Chandi Jones	G	5-11	154	03/25/82	Houston '04	2
1	Tynesha Lewis	G	5-10	150	05/08/79	North Carolina State '01	5
44	Kristen Mann	F	6-2	180	08/10/83	UC Santa Barbara '05	1
3	Nicole Ohlde	F	6-5	185	03/13/82	Kansas State '04	2
10	Shona Thorburn	G	5-10	149	08/07/82	Utah '06	R
34	Adrian Williams	F	6-4	172	02/15/77	Southern California '99	5
20	Tamika Williams	F	6-2	200	04/12/80	Connecticut '02	4

**Head Coach:** Carolyn Jenkins (California-Berkeley)

**Assistant Coaches:** Jim Lewis (West Virginia)

# 2006 STARTING LINEUPS

Game #s	Forward	Forward	Center	Guard	Guard	Rec
1-2, 15	Mann	Ohlde	Hayden	Jacobs	Augustus	0-3
3-13, 16-33	Mann	T. Williams	Ohlde	Jacobs	Augustus	10-19
14	Abrosimova	T. Williams	Ohlde	Jacobs	Augustus	0-1
34	Abrosimova	Mann	Ohlde	Jacobs	Augustus	0-1



## 2006 FINAL STATISTICS

PLAYER	G	GS	MIN	Field Goals			3-Point FG			Free Throws			Rebounds			AST	PF	DQ	STL	TO	BLK	PTS	AVG
				FG	FGA	PCT	FG	FGA	PCT	FT	FTA	PCT	OFF	DEF	TOT								
Augustus	34	34	1124	283	620	.456	30	85	.353	148	165	.897	15	113	128	50	58	0	21	71	18	744	21.9
Ohlde	34	34	870	120	265	.453	0	1	.000	87	131	.664	61	129	190	54	99	0	20	74	25	327	9.6
Jacobs	34	34	861	96	214	.449	40	102	.392	47	57	.825	17	73	90	115	71	0	26	90	2	279	8.2
Abrosimova	34	2	724	99	241	.411	24	65	.369	41	62	.661	44	62	106	54	66	0	34	61	1	263	7.7
Mann	33	33	894	92	238	.387	36	96	.375	25	34	.735	23	90	113	94	71	0	19	50	7	245	7.4
Hayden	33	3	424	68	169	.402	0	0	.000	41	66	.621	41	74	115	19	118	2	6	44	44	177	5.4
A. Williams	32	0	488	60	134	.448	0	1	.000	37	69	.536	40	109	149	8	60	1	25	19	8	157	4.9
T. Williams	31	30	672	65	147	.442	1	9	.111	16	36	.444	73	101	174	21	44	0	16	37	1	147	4.7
Duffy	31	0	387	33	92	.359	12	37	.324	27	39	.692	10	19	29	36	37	0	9	24	0	105	3.4
Jones	6	0	38	5	9	.556	3	4	.750	4	4	.000	2	3	5	3	3	0	1	2	0	17	2.8
Lewis	19	0	202	19	55	.345	1	11	.091	7	10	.700	10	17	27	18	16	0	12	16	5	46	2.4
Thorburn	22	0	141	5	27	.185	1	8	.125	5	8	.625	4	14	18	19	11	0	4	14	2	16	0.8
<b>LYNX</b>	<b>34</b>		<b>6825</b>	<b>945</b>	<b>2211</b>	<b>.427</b>	<b>148</b>	<b>419</b>	<b>.353</b>	<b>485</b>	<b>681</b>	<b>.712</b>	<b>340</b>	<b>804</b>	<b>1144</b>	<b>491</b>	<b>654</b>	<b>3</b>	<b>193</b>	<b>530</b>	<b>113</b>	<b>2523</b>	<b>74.2</b>
<b>OPPONENTS</b>	<b>34</b>		<b>6825</b>	<b>1004</b>	<b>2314</b>	<b>.434</b>	<b>179</b>	<b>542</b>	<b>.330</b>	<b>548</b>	<b>719</b>	<b>.762</b>	<b>372</b>	<b>832</b>	<b>1204</b>	<b>625</b>	<b>633</b>	<b>4</b>	<b>308</b>	<b>438</b>	<b>124</b>	<b>2735</b>	<b>80.4</b>

PLAYER	Single-Game Highs							Average Per Game							Career Highs (C=Set, T=Tied This Season)						
	MIN	REB	AST	ST	TO	BL	PTS	MIN	REB	AST	STL	TO	BLK	PTS	FG	FGA	FT	FTA	REB	AST	PTS
Augustus	39	8	5	2	6	3	32	33.1	3.8	1.5	0.6	2.1	0.5	21.9	13C	28C	14C	15C	8C	5C	32C
Ohlde	43	14	8	3	6	5	25	25.6	5.6	1.6	0.6	2.2	0.7	9.6	9C	18T	10	14	14C	8C	25C
Jacobs	35	7	9	4	6	1	24	25.3	2.6	3.4	0.8	2.6	0.1	8.2	7C	11C	7C	9C	7C	9C	24C
Abrosimova	32	9	5	3	5	1	21	21.3	3.1	1.6	1.0	1.8	0.0	7.7	10	23	12	18	15	9	27
Mann	41	9	8	3	7	1	19	27.1	3.4	2.8	0.6	1.5	0.2	7.4	7C	12C	4C	4T	9T	8C	19C
Hayden	28	9	3	2	4	4	18	12.8	3.5	0.6	0.2	1.3	1.3	5.4	8T	18	5T	8C	11	3C	18T
A. Williams	28	13	2	4	2	1	13	15.3	4.7	0.3	0.8	0.6	0.3	4.9	9	18	8	9C	16	4	20
T. Williams	31	13	2	2	6	1	12	21.7	5.6	0.7	0.5	1.2	0.0	4.7	9	15	8	11	14	5	22
Duffy	29	3	5	1	3	0	13	12.5	0.9	1.2	0.3	0.8	0.0	3.4	3C	8C	5C	8C	3C	5C	13C
Jones	9	2	1	1	1	0	6	6.3	0.8	0.5	0.2	0.3	0.0	2.8	7	17	5	8	7	6	17
Lewis	25	4	5	3	4	3	10	10.6	1.4	0.9	0.6	0.8	0.3	2.4	6	13	5	6	8	5C	19
Thorburn	20	4	7	1	2	1	3	6.4	0.9	0.9	0.2	0.7	0.1	0.8	1C	4C	3C	4C	4C	7C	3C
<b>LYNX</b>	<b>225</b>	<b>49</b>	<b>29</b>	<b>11</b>	<b>24</b>	<b>9</b>	<b>114</b>	<b>200.7</b>	<b>33.6</b>	<b>14.4</b>	<b>5.7</b>	<b>15.6</b>	<b>3.3</b>	<b>74.2</b>	<b>39C</b>	<b>78C</b>	<b>37</b>	<b>45</b>	<b>49C</b>	<b>29C</b>	<b>114C</b>
<b>OPPONENTS</b>	<b>225</b>	<b>56</b>	<b>28</b>	<b>16</b>	<b>17</b>	<b>7</b>	<b>99</b>	<b>200.7</b>	<b>35.4</b>	<b>18.4</b>	<b>9.1</b>	<b>12.9</b>	<b>3.6</b>	<b>80.4</b>	<b>37C</b>	<b>83T</b>	<b>31</b>	<b>37</b>	<b>56C</b>	<b>28C</b>	<b>100</b>





## 2006 OFFENSIVE GAME-BY-GAME STATISTICS

Date	Opponent	W/L	G	MIN	Field Goals			3-Point FG			Free Throws			Rebounds				PF	STL	TO	BLK	PTS
					FG	FGA	PCT	FG	FGA	PCT	FT	FTA	PCT	OFF	DEF	TOT	AST					
M23	CON	L	1	200	27	74	.365	3	13	.231	12	15	.800	15	26	41	15	21	4	12	4	69
M24	@DET	L	1	200	26	65	.400	5	13	.385	12	17	.706	10	17	27	9	21	7	14	5	69
M27	@WAS	L	1	200	24	53	.453	8	14	.571	19	33	.576	9	20	29	16	18	8	25	4	75
M31	LA	W	1	200	39	70	.557	15	22	.682	21	29	.724	14	27	41	29	27	7	10	2	114
Jn2	IND	W	1	200	33	62	.532	7	12	.583	19	26	.731	8	17	25	28	15	7	13	3	92
Jn4	@HOU	L	1	200	24	64	.375	2	11	.182	12	13	.923	6	22	28	10	22	5	19	1	62
Jn9	@SA	W	1	200	30	69	.435	5	9	.556	21	28	.750	18	31	49	11	17	5	16	3	86
Jn11	HOU	W	1	200	36	73	.493	1	9	.111	2	3	.667	8	28	36	22	13	8	12	2	75
Jn14	SEA	L	1	200	27	61	.443	5	13	.385	7	12	.583	6	20	26	15	21	11	19	2	66
Jn16	@SA	L	1	200	21	72	.292	1	9	.111	17	25	.680	13	26	39	7	21	8	11	5	60
Jn18	PHO	W	1	200	36	71	.507	3	9	.333	19	28	.679	14	29	43	18	21	6	18	2	94
Jn22	@CON	L	1	200	28	78	.359	2	10	.200	4	5	.800	9	22	31	16	17	4	6	2	62
Jn24	NY	L	1	200	29	71	.408	10	21	.476	15	21	.714	11	21	32	12	18	2	8	3	83
Jn28	@PHO	L	1	200	32	71	.451	2	16	.125	12	17	.706	11	21	32	15	20	6	16	0	78
Jn29	@SAC	L	1	200	30	68	.441	7	15	.467	11	15	.733	14	18	32	13	27	5	20	6	78
Jy1	@SEA	L	1	200	25	65	.385	5	11	.455	20	27	.741	7	18	25	14	21	6	12	2	75
Jy5	WAS	W	1	200	28	61	.459	5	13	.385	23	31	.742	8	27	35	15	13	7	14	2	84
Jy7	DET	L	1	200	28	63	.444	3	11	.273	21	33	.636	11	16	27	13	21	8	15	4	80
Jy9	SA	W	1	200	30	66	.455	4	10	.400	21	25	.840	9	19	28	13	16	8	7	2	85
Jy16	LA	L	1	200	29	59	.492	3	11	.273	17	26	.654	9	21	30	17	18	4	18	6	78
Jy19	CHI	W	1	200	34	67	.507	7	13	.538	15	23	.652	10	29	39	18	16	4	19	5	90
Jy20	@HOU	L	1	200	21	56	.375	3	10	.300	10	16	.625	6	19	25	15	21	7	17	2	55
Jy22	SAC	L	1	200	23	51	.451	0	7	.000	13	15	.867	8	18	26	11	24	5	24	3	59
Jy25	@CHA	W	1	200	29	66	.439	3	8	.375	9	12	.750	11	31	42	13	22	5	19	9	70
Jy27	CHA	L	1	200	26	58	.448	3	8	.375	13	17	.765	4	27	31	14	22	4	24	8	68
Jy28	@CHI	L	1	200	25	59	.424	3	9	.333	12	16	.750	11	20	31	11	25	4	16	2	65
Jy30	@NY	L	1	200	21	63	.333	5	19	.263	22	25	.880	10	24	34	4	21	5	16	3	69
A1	SEA	L	1	200	31	64	.484	4	12	.333	9	14	.643	8	20	28	17	15	9	11	2	75
A3	@IND	L	1	200	24	55	.436	2	8	.250	9	15	.600	7	30	37	15	23	6	24	4	59
A4	HOU	L	1	225	25	71	.352	5	12	.417	18	26	.692	14	30	44	16	16	2	15	6	73
A6	SA	W	1	200	34	69	.493	7	17	.412	7	13	.538	9	37	46	19	17	4	16	1	82
A8	@PHO	L	1	200	24	76	.316	6	22	.273	14	25	.560	20	23	43	7	17	2	15	1	68
A10	@SAC	L	1	200	22	59	.373	2	13	.154	20	22	.909	5	26	31	11	15	6	14	3	66
A13	@LA	L	1	200	24	61	.393	2	9	.222	9	13	.692	7	24	31	12	12	4	15	4	59
Season Totals			34	6825	945	2211	.427	148	419	.353	485	681	.712	340	804	1144	491	654	193	530	113	2523
Season Averages				200.7	27.8	65.0		4.4	12.3		14.3	20.0		10.0	23.6	33.6	14.4	19.2	5.7	15.6	3.3	74.2





## 2006 DEFENSIVE GAME-BY-GAME STATISTICS

Date	Opponent	W/L	G	MIN	Field Goals			3-Point FG			Free Throws			Rebounds				PF	STL	TO	BLK	PTS
					FG	FGA	PCT	FG	FGA	PCT	FT	FTA	PCT	OFF	DEF	TOT	AST					
M23	CON	L	1	200	26	64	.406	7	19	.368	22	25	.880	10	28	38	17	16	8	9	2	81
M24	@DET	L	1	200	30	62	.484	2	6	.333	16	25	.640	11	24	35	18	20	6	15	3	78
M27	@WAS	L	1	200	35	75	.467	7	15	.467	13	16	.813	15	19	34	23	26	16	16	4	90
M31	LA	W	1	200	24	59	.407	5	21	.238	18	29	.621	6	18	24	17	29	6	13	2	71
Jn2	IND	W	1	200	35	69	.507	7	17	.412	10	13	.769	13	18	31	20	22	8	17	1	87
Jn4	@HOU	L	1	200	31	66	.470	5	13	.385	18	25	.720	10	29	39	20	15	7	11	1	85
Jn9	@SA	W	1	200	32	78	.410	6	18	.333	9	13	.692	10	16	26	19	25	12	10	4	79
Jn11	HOU	W	1	200	25	64	.391	3	13	.231	9	11	.818	7	22	29	15	9	5	15	7	62
Jn14	SEA	L	1	200	28	66	.424	4	18	.222	14	21	.667	12	24	36	15	17	8	19	6	74
Jn16	@SA	L	1	200	32	77	.416	6	22	.273	20	23	.870	16	40	56	16	19	6	14	1	90
Jn18	PHO	W	1	200	25	68	.368	6	25	.240	26	29	.897	6	22	28	10	25	11	11	7	82
Jn22	@CON	L	1	200	31	71	.437	4	15	.267	13	17	.765	15	35	50	18	11	3	11	5	79
Jn24	NY	L	1	200	35	68	.515	7	13	.538	16	19	.842	8	28	36	23	21	6	13	3	93
Jn28	@PHO	L	1	200	29	69	.420	8	22	.364	15	20	.750	15	21	36	16	20	8	15	1	81
Jn29	@SAC	L	1	200	28	66	.424	4	11	.364	27	36	.750	17	19	36	16	21	12	11	5	87
Jy1	@SEA	L	1	200	34	62	.548	3	11	.273	21	21	1.000	4	28	32	20	22	6	16	5	92
Jy5	WAS	W	1	200	30	72	.417	8	22	.364	6	7	.857	11	21	32	21	26	9	16	2	74
Jy7	DET	L	1	200	32	63	.508	6	9	.667	22	26	.846	6	26	32	19	24	9	16	4	92
Jy9	SA	W	1	200	30	63	.476	10	24	.417	10	12	.833	6	25	31	22	18	5	14	0	80
Jy16	LA	L	1	200	33	67	.493	0	5	.000	24	32	.750	14	18	32	19	21	12	8	7	90
Jy19	CHI	W	1	200	32	72	.444	5	17	.294	13	19	.684	10	22	32	19	22	16	13	1	82
Jy20	@HOU	L	1	200	29	58	.500	3	10	.300	17	20	.850	9	27	36	17	16	11	18	1	78
Jy22	SAC	L	1	200	33	63	.524	4	15	.267	16	27	.593	12	17	29	23	20	12	11	0	86
Jy25	@CHA	W	1	200	19	69	.275	7	22	.318	17	27	.630	13	21	34	13	13	10	11	3	62
Jy27	CHA	L	1	200	30	82	.366	4	18	.222	17	22	.773	15	23	38	18	17	14	12	5	81
Jy28	@CHI	L	1	200	26	60	.433	8	18	.444	19	28	.679	10	23	33	16	16	8	10	5	79
Jy30	@NY	L	1	200	27	61	.443	4	14	.286	20	25	.800	8	27	35	17	16	10	17	7	78
A1	SEA	L	1	200	26	56	.464	9	16	.563	16	16	1.000	9	20	29	20	12	5	14	2	77
A3	@IND	L	1	200	25	70	.357	3	15	.200	16	24	.667	11	23	34	16	12	15	12	7	69
A4	HOU	L	1	225	31	83	.373	5	17	.294	10	16	.625	16	30	46	17	21	10	9	4	77
A6	SA	W	1	200	22	71	.310	2	13	.154	22	28	.786	10	27	37	12	14	6	8	3	68
A8	@PHO	L	1	200	37	76	.487	9	28	.321	16	18	.889	10	36	46	28	17	11	8	5	99
A10	@SAC	L	1	200	28	69	.406	4	8	.500	14	20	.700	13	29	42	19	16	9	13	4	74
A13	@LA	L	1	200	34	75	.453	4	12	.333	6	9	.667	14	26	40	26	14	8	12	7	78
Season Totals			34	6825	1004	2314	.434	179	542	.330	548	719	.762	372	832	1204	625	633	308	438	124	2735
Season Averages				200.7	29.5	68.1		5.3	15.9		16.1	21.1		10.9	24.5	35.4	18.4	18.6	9.1	12.9	3.6	80.4



## 2006 DAY-BY-DAY STATISTICS

Date	Opp	Score	Home	Road	Total	High Scoring	High Rebounds	High Assists	Opponent Scoring	Atten.
May 23	CON	L 69- 81	0-1	0-0	0-1	Augustus-21	Hayden-7	Jacobs-9	Douglas-28	9,471
May 24	@DET	L 69- 78	0-1	0-1	0-2	Augustus-15	Hayden/A. Williams-5	Abrosimova-3	Ford-17	10,814
May 27	@WAS	L 75- 90	0-1	0-2	0-3	Augustus-23	A. Williams-7	Jacobs-5	Beard-25	6,598
May 31	LA	W 114- 71	1-1	0-2	1-3	Augustus-26	T. Williams-10	Thorburn-7	T. Moore-18	5,765
Jun 2	IND	W 92- 87	2-1	0-2	2-3	Augustus-31	Ohlde-14	Ohlde-8	Whitmore-26	6,362
Jun 4	@HOU	L 62- 85	2-1	0-3	2-4	Augustus-20	Ohlde-6	Jacobs-3	Snow-24	7,526
Jun 9	@SAN	W 86- 79	2-1	1-3	3-4	Augustus-27	Ohlde-12	Jacobs-4	Thomas-17	5,998
Jun 11	HOU	W 75- 62	3-1	1-3	4-4	Augustus-19	Ohlde-8	Mann-8	Thompson-19	5,525
Jun 14	SEA	L 66- 74	3-2	1-3	4-5	Augustus-32	T. Williams-6	Jacobs-6	Lennox-15	5,273
Jun 16	@SAN	L 60- 90	3-2	1-4	4-6	3 Tied-10	A. Williams-7	Mann-2	S. Johnson-21	6,164
Jun 18	PHO	W 94- 82	4-2	1-4	5-6	Augustus-32	T. Williams-12	Jacobs-6	Taurasi-23	5,596
Jun 22	@CON	L 62- 79	4-2	1-5	5-7	Ohlde-16	Ohlde-7	Jacobs-6	Whalen/Dydek-16	6,573
Jun 24	NY	L 83- 93	4-3	1-5	5-8	Augustus-29	A. Williams-13	Augustus/Ohlde-3	Farris-20	6,937
Jun 28	@PHO	L 78- 81	4-3	1-6	5-9	Augustus-24	Augustus/Hayden-8	Jacobs-4	Pondexter-19	11,661
Jun 29	@SAC	L 78- 87	4-3	1-7	5-10	Abrosimova/Mann-16	A. Williams-13	Abrosimova-4	Buescher-25	7,395
Jul 1	@SEA	L 75- 92	4-3	1-8	5-11	Augustus-24	T. Williams-6	Jacobs-7	Jackson-25	7,240
Jul 5	WAS	W 84- 74	5-3	1-8	6-11	Augustus-25	Ohlde-10	Jacobs-6	Teasley-20	5,108
Jul 7	DET	L 80- 92	5-4	1-8	6-12	Augustus-26	T. Williams-7	Jacobs-3	Cash-19	5,477
Jul 9	SAN	W 85- 80	6-4	1-8	7-12	Augustus-32	T. Williams-6	Jacobs-4	S. Johnson-20	5,718
Jul 16	LA	L 78- 90	6-5	1-8	7-13	Augustus-25	Ohlde-8	Ohlde-5	Leslie-29	5,333
Jul 19	CHI	W 90- 82	7-5	1-8	8-13	Jacobs-24	Abrosimova/Hayden-6	Abrosimova-5	Dupree-14	14,793
Jul 20	@HOU	L 55- 78	7-5	1-9	8-14	Augustus-15	Augustus-6	Jacobs-4	Swoopes-24	7,171
Jul 22	SAC	L 59- 86	7-6	1-9	8-15	Augustus-20	T. Williams-5	Lewis-5	Buescher/Powell-12	5,323
Jul 25	@CHA	W 70- 62	7-6	2-9	9-15	Augustus-21	A. Williams-8	Mann-4	Sutton-Brown-22	4,592
Jul 27	CHA	L 68- 81	7-7	2-9	9-16	Augustus-19	Hayden-9	Mann-5	Smith-21	7,318
Jul 28	@CHI	L 65- 79	7-7	2-10	9-17	Hayden-18	Hayden-8	Hayden-3	Dales-20	2,967
Jul 30	@NY	L 69- 78	7-7	2-11	9-18	Augustus-32	Mann/Ohlde-6	Mann-2	Christon/Farris-20	9,014
Aug 1	SEA	L 75- 77	7-8	2-11	9-19	Mann-19	Ohlde-6	Jacobs-7	Bird-21	4,704
Aug 3	@IND	L 59- 69	7-8	2-12	9-20	Augustus-16	T. Williams-10	Jacobs-4	Whitmore-18	6,002
Aug 4	HOU	L 73- 77(OT)	7-9	2-12	9-21	Ohlde-25	T. Williams-13	Mann/Jacobs-4	Swoopes-22	5,681
Aug 6	SAN	W 82- 68	8-9	2-12	10-21	Augustus-26	A. Williams/Ohlde-10	Mann-7	Young-23	5,138
Aug 8	@PHO	L 68- 99	8-9	2-13	10-22	Augustus-19	A. Williams/Ohlde-8	Mann-4	Taylor-24	8,240
Aug 10	@SAC	L 66- 74	8-9	2-14	10-23	Augustus-31	Ohlde/T. Williams-6	Abrosimova-3	Griffith-18	8,166
Aug 13	@LA	L 59- 78	8-9	2-15	10-24	Augustus-11	Abrosimova-9	Abrosimova-3	Leslie-24	8,653





# 2006 SEASON SUMMARY

	RECORD	HOME	ROAD	OT
OVERALL	10-24	8-9	2-15	0-1
EASTERN	4-10	3-4	1-6	0-0
WESTERN	6-14	5-5	1-9	0-1

## TEAM WINNING & LOSING STREAKS:

	OVERALL	HOME	ROAD
	Loss-3	Win-1	Loss-6
Long:	Win-2	Win-3	Win-1
	Loss-6	Loss-4	Loss-6
Last:	Win: 08/06 vs. SAN 82-68	Win: 08/06 vs. SAN 82-68	Win: 07/25 @ CHA 70-62
	Loss: 08/13 @ LA 59-78	Loss: 08/04 vs HOU 73-77	Loss: 08/13 @ LA 59-78


MONTH	W/L	OFFENSE	vs. OPP	HOME ATTENDANCE
May	1-6	70+ 10-9	.500+ 6-16	17 Games
June	4-8	70< 0-15	.500< 4-8	109,522 Total
July	4-7	DEFENSE		6,442 Average
Aug.	1-3	70+ 7-23		14,793 High
		70< 3-1		

MARGINS	1	2	3	4	5	6	7	8	9	10	11	12	13	14	15	16	17	18	19	20	21	22	23	24	25	26	27	28	29	30+
WON BY:					2		1	2		1		1	1	1																1
LOST BY:		1	1	1				2	3	2		3	1	1	1		2			1				2				1		2

At Start Of:		OVERALL	HOME	ROAD	ROAD	FG%	OVERALL	HOME-ROAD
					-44%	2-19	0-6	2-13
2nd Half	Ahead:	7-4	5-4	2-0	45-49%	4-5	4-3	0-2
	Behind:	3-19	3-4	0-15	50-54%	3-0	3-0	0-0
	Tied:	0-1	0-1	0-0	55-59%	1-0	1-0	0-0
					+60%	0-0	0-0	0-0



## 2005 TEAM ROSTER



No.	Player	Pos	Ht	Wt	Birthdate	College	Yrs
25	Svetlana Abrosimova	F	6-2	169	07/09/80	Connecticut '01	4
21	Jacqueline Batteast	F	6-0	169	03/26/83	Notre Dame '05	R
8	Kristi Harrower	G	5-4	139	03/04/75	Australia	6
55	Vanessa Hayden	C	6-4	235	06/05/82	Florida '04	1
23	Amber Jacobs	G	5-8	150	06/29/82	Boston College '04	1
13	Chandi Jones	G	5-11	154	03/25/82	Houston '04	1
24	Amanda Lassiter	F	6-1	160	06/09/79	Missouri '01	5
1	Tynesha Lewis	G	5-10	150	05/08/79	North Carolina State '01	4
5	Stacey Lovelace	F	6-4	170	12/05/74	Purdue '96	4
44	Kristen Mann	F	6-2	180	08/10/83	UC Santa Barbara '05	R
3	Nicole Ohlde	F	6-5	185	03/13/82	Kansas State '04	1
9	Stacey Thomas	F	5-10	153	08/29/78	Michigan '00	6
20	Tamika Williams	F	6-2	200	04/12/80	Connecticut '02	3

**Head Coach:** Suzie McConnell Serio (Penn State)

**Assistant Coaches:** Nancy Darsch (Springfield College), Carolyn Jenkins (California-Berkeley)

## 2005 STARTING LINEUPS

Game #s	Forward	Forward	Center	Guard	Guard	Rec
1-4, 8, 10	Abrosimova	Williams	Ohlde	Harrower	Smith	2-4
5-7, 9, 11-18, 21-23	Abrosimova	Ohlde	Hayden	Harrower	Smith	8-7
19	Lovelace	Ohlde	Hayden	Harrower	Smith	0-1
20	Lassiter	Ohlde	Hayden	Harrower	Smith	1-0
24-25	Abrosimova	Ohlde	Hayden	Harrower	Lassiter	0-2
26-31	Abrosimova	Ohlde	Hayden	Harrower	Jones	3-3
32-33	Abrosimova	Williams	Ohlde	Harrower	Jones	0-2
34	Lovelace	Williams	Ohlde	Harrower	Jones	0-1





## 2005 FINAL STATISTICS

PLAYER	G	GS	MIN	Field Goals			3-Point FG			Free Throws			Rebounds			AST	PF	DQ	STL	TO	BLK	PTS	AVG
				FG	FGA	PCT	FG	FGA	PCT	FT	FTA	PCT	OFF	DEF	TOT								
Smith	23	23	766	100	261	.383	35	104	.337	71	90	.789	12	43	55	61	46	0	25	54	2	306	13.3
Ohlde	34	34	1038	133	292	.455	0	2	.000	116	142	.817	63	131	194	78	92	0	21	84	22	382	11.2
Abrosimova	31	31	777	109	276	.395	33	82	.402	53	73	.726	29	78	107	60	86	0	48	80	6	304	9.8
Jones	10	9	281	29	83	.349	11	32	.344	12	19	.632	10	23	33	30	26	0	13	17	3	81	8.1
Hayden	31	25	595	103	238	.433	0	0	.000	40	72	.556	48	115	163	23	110	0	15	63	68	246	7.9
Lovelace	34	2	594	70	173	.405	26	63	.413	43	54	.796	35	72	107	31	57	0	24	37	11	209	6.1
Williams	34	9	758	86	156	.551	0	3	.000	25	46	.543	76	95	171	39	52	0	30	41	2	197	5.8
Harrower	34	34	832	53	151	.351	22	68	.324	28	36	.778	11	71	82	96	37	0	38	54	1	156	4.6
Jacobs	33	0	478	40	104	.385	20	53	.377	21	29	.724	4	15	19	68	34	0	19	46	4	121	3.7
Lassiter	31	3	388	38	115	.330	24	72	.333	7	11	.636	10	36	46	23	55	0	14	29	4	107	3.5
Mann	24	0	185	30	60	.500	0	9	.000	11	16	.688	11	24	35	11	16	0	8	7	1	71	3.0
Lewis	11	0	90	10	27	.370	1	3	.333	7	9	.778	0	5	5	7	7	0	3	11	1	28	2.5
King Borchardt	3	0	17	0	1	.000	0	0	.000	3	4	.750	0	1	1	1	2	0	0	0	1	3	1.0
Thomas	1	0	3	0	2	.000	0	0	.000	0	0	.000	1	1	2	0	0	0	0	0	0	0	0.0
Batteast	8	0	46	0	6	.000	0	0	.000	0	0	.000	0	5	5	3	4	0	0	3	1	0	0.0
Martinez	1	0	2	0	1	.000	0	1	.000	0	0	.000	0	0	0	0	0	0	0	0	0	0	0.0
<b>LYNX</b>	<b>34</b>		<b>6850</b>	<b>767</b>	<b>1900</b>	<b>.404</b>	<b>177</b>	<b>542</b>	<b>.327</b>	<b>454</b>	<b>640</b>	<b>.709</b>	<b>332</b>	<b>724</b>	<b>1056</b>	<b>526</b>	<b>660</b>	<b>3</b>	<b>257</b>	<b>613</b>	<b>139</b>	<b>2165</b>	<b>63.7</b>
<b>OPPONENTS</b>	<b>34</b>		<b>6850</b>	<b>804</b>	<b>1972</b>	<b>.408</b>	<b>92</b>	<b>330</b>	<b>.279</b>	<b>490</b>	<b>669</b>	<b>.732</b>	<b>323</b>	<b>713</b>	<b>1036</b>	<b>508</b>	<b>676</b>	<b>10</b>	<b>333</b>	<b>502</b>	<b>133</b>	<b>2190</b>	<b>64.4</b>

PLAYER	Single-Game Highs							Average Per Game							Career Highs (C=Set, T=Tied This Season)						
	MIN	REB	AST	ST	TO	BL	PTS	MIN	REB	AST	STL	TO	BLK	PTS	FG	FGA	FT	FTA	REB	AST	PTS
Smith	44	5	6	5	4	1	27	33.3	2.4	2.7	1.1	2.3	0.1	13.3	13	23	18	19	10	8	46
Ohlde	40	11	5	2	6	4	20	30.5	5.7	2.3	0.6	2.5	0.6	11.2	8C	18	10C	14C	11T	5T	21
Abrosimova	37	9	6	4	6	1	22	25.1	3.5	1.9	1.5	2.6	0.2	9.8	10	23	12	18	15	9	27
Jones	36	7	6	3	3	1	17	28.1	3.3	3.0	1.3	1.7	0.3	8.1	7C	17C	5C	8C	7C	6	17C
Hayden	31	11	2	3	6	6	17	19.2	5.3	0.7	0.5	2.0	2.2	7.9	8	18	5	7	11C	2	18
Lovelace	30	9	6	3	3	1	17	17.5	3.1	0.9	0.7	1.1	0.3	6.1	6	14	7	8	10	6	17
Williams	34	14	4	4	4	1	12	22.3	5.0	1.1	0.9	1.2	0.1	5.8	9	15	6	8	14C	5	22
Harrower	37	7	6	5	5	1	15	24.5	2.4	2.8	1.1	1.6	0.0	4.6	5	11C	12	12	7C	9	20
Jacobs	29	1	5	4	4	1	10	14.5	0.6	2.1	0.6	1.4	0.1	3.7	4C	9	6C	6C	4	5T	11
Lassiter	29	7	2	2	6	1	11	12.5	1.5	0.7	0.5	0.9	0.1	3.5	7	13	4	8	13	7	16
Mann	20	9	3	3	1	1	11	7.7	1.5	0.5	0.3	0.3	0.0	3.0	5C	10C	2C	4C	9C	3C	11C
Lewis	22	2	2	1	2	1	8	8.2	0.5	0.6	0.3	1.0	0.1	2.5	6	13	5	6T	8	4	19
King Borchardt	14	1	1	0	0	1	2	5.7	0.3	0.3	0.0	0.0	0.3	1.0	2C	2C	2C	2C	1C	2C	7C
Thomas	3	2	0	0	0	0	0	3.0	2.0	0.0	0.0	0.0	0.0	0.0	6	13	7	8	8	9	14
Batteast	13	3	2	0	3	1	0	5.8	0.6	0.4	0.0	0.4	0.1	0.0	0	2C	0	0	3C	2C	0
Martinez	2	0	0	0	0	0	0	2.0	0.0	0.0	0.0	0.0	0.0	0.0	0	1C	0	0	0	0	0
<b>LYNX</b>	<b>225</b>	<b>37</b>	<b>22</b>	<b>12</b>	<b>22</b>	<b>9</b>	<b>86</b>	<b>201.5</b>	<b>30.1</b>	<b>15.6</b>	<b>7.6</b>	<b>15.8</b>	<b>3.7</b>	<b>65.0</b>	<b>32</b>	<b>77</b>	<b>37</b>	<b>45</b>	<b>47</b>	<b>25</b>	<b>95</b>
<b>OPPONENTS</b>	<b>225</b>	<b>39</b>	<b>23</b>	<b>15</b>	<b>19</b>	<b>9</b>	<b>83</b>	<b>201.5</b>	<b>31.0</b>	<b>15.8</b>	<b>8.1</b>	<b>14.3</b>	<b>4.2</b>	<b>67.3</b>	<b>35</b>	<b>83</b>	<b>31</b>	<b>37</b>	<b>47</b>	<b>27</b>	<b>100</b>



## 2005 OFFENSIVE GAME-BY-GAME STATISTICS

Date	Opponent	W/L	G	MIN	Field Goals			3-Point FG			Free Throws			Rebounds				PF	STL	TO	BLK	PTS
					FG	FGA	PCT	FG	FGA	PCT	FT	FTA	PCT	OFF	DEF	TOT	AST					
M22	@HOU	L	1	200	23	61	.377	4	14	.286	15	22	.682	13	18	31	13	18	4	15	1	65
M25	LA	W	1	200	22	55	.400	8	21	.381	16	20	.800	8	24	32	17	16	7	22	4	68
M29	SAC	L	1	200	22	58	.379	7	16	.438	15	15	1.000	11	22	33	15	14	8	14	3	66
Jn3	@WAS	L	1	200	26	57	.456	5	17	.294	14	22	.636	5	23	28	14	19	4	14	3	71
Jn4	CHA	W	1	200	27	50	.540	5	11	.455	14	20	.700	9	16	25	15	20	6	17	9	73
Jn7	@HOU	W	1	200	20	53	.377	3	11	.273	19	24	.792	7	28	35	11	14	9	16	6	62
Jn11	WAS	W	1	200	27	53	.509	10	17	.588	14	17	.824	7	24	31	22	19	9	13	3	78
Jn15	@SEA	W	1	225	25	68	.368	5	20	.250	31	35	.886	12	22	34	16	22	10	16	3	86
Jn17	@SAC	L	1	200	18	52	.346	3	15	.200	11	15	.733	2	24	26	13	23	6	20	3	50
Jn18	@LA	L	1	200	18	57	.316	3	11	.273	17	24	.708	13	20	33	11	21	8	16	4	56
Jn22	PHO	W	1	200	25	52	.481	3	8	.375	22	29	.759	7	30	37	18	19	11	18	5	75
Jn24	@IND	L	1	200	18	53	.340	9	18	.500	10	12	.833	8	26	34	13	14	6	17	6	55
Jn26	SEA	W	1	200	21	59	.356	9	21	.429	22	30	.733	14	21	35	18	21	8	14	7	73
Jn28	SA	W	1	200	27	63	.429	1	13	.077	8	9	.889	11	22	33	21	9	11	15	4	63
Jn30	@CON	L	1	200	22	62	.355	4	15	.267	8	10	.800	11	17	28	15	16	9	14	1	56
Jy7	@CHA	L	1	200	25	52	.481	3	11	.273	5	6	.833	9	17	26	12	17	2	20	6	58
Jy13	DET	W	1	200	28	60	.467	10	15	.667	5	13	.385	6	21	27	22	11	11	17	4	71
Jy15	@NY	W	1	200	27	51	.529	5	13	.385	5	9	.556	10	23	33	19	19	6	17	5	64
Jy17	CON	L	1	200	17	58	.293	5	14	.357	14	19	.737	12	20	32	12	10	6	15	3	53
Jy19	IND	W	1	200	25	54	.463	6	13	.462	10	13	.769	3	29	32	21	17	6	12	3	66
Jy24	NY	L	1	200	19	54	.352	0	13	.000	9	11	.818	8	18	26	15	18	11	12	3	47
Jy26	@SA	L	1	200	27	65	.415	4	15	.267	13	15	.867	12	22	34	16	20	3	11	3	71
Jy29	PHO	L	1	200	25	48	.521	7	11	.636	8	17	.471	5	24	29	18	16	7	20	4	65
Jy31	@SAC	L	1	200	19	52	.365	4	14	.286	12	21	.571	13	14	27	11	20	11	21	4	54
A3	@PHO	L	1	200	25	63	.397	7	20	.350	7	15	.467	13	17	30	10	23	7	15	6	64
A7	LA	W	1	200	27	59	.458	7	14	.500	15	22	.682	14	22	36	22	21	10	20	1	76
A9	SA	W	1	200	26	63	.413	7	14	.500	17	25	.680	18	13	31	17	21	12	16	8	76
A11	@DET	L	1	225	23	54	.426	7	16	.438	13	20	.650	4	23	27	13	30	7	23	4	66
A12	SEA	L	1	200	26	71	.366	5	16	.313	9	11	.818	14	16	30	15	17	6	11	1	66
A16	HOU	W	1	200	28	61	.459	4	14	.286	13	19	.684	7	23	30	21	20	6	11	2	73
A18	@SEA	L	1	200	24	68	.353	2	14	.143	10	15	.667	9	19	28	11	18	9	9	1	60
A21	@PHO	L	1	200	26	59	.441	4	14	.286	13	19	.684	8	19	27	14	17	5	10	5	69
A23	@LA	L	1	200	23	47	.489	4	13	.308	13	15	.867	4	14	18	15	20	8	15	0	63
A27	SAC	L	1	200	20	54	.370	2	10	.200	10	12	.833	3	24	27	15	24	9	20	2	52
Season Totals			34	6850	801	1946	.412	172	492	.350	437	601	.727	310	715	1025	531	624	258	536	127	2211
Season Averages				201.5	23.6	57.2		5.1	14.5		12.9	17.7		9.1	21.0	30.1	15.6	18.4	7.6	15.8	3.7	65.0





## 2005 DEFENSIVE GAME-BY-GAME STATISTICS

Date	Opponent	W/L	G	MIN	Field Goals			3-Point FG			Free Throws			Rebounds				PF	STL	TO	BLK	PTS
					FG	FGA	PCT	FG	FGA	PCT	FT	FTA	PCT	OFF	DEF	TOT	AST					
M22	@HOU	L	1	200	29	64	.453	5	6	.833	16	20	.800	15	20	35	13	21	11	9	3	79
M25	LA	W	1	200	26	71	.366	4	11	.364	9	11	.818	12	22	34	16	22	8	16	6	65
M29	SAC	L	1	200	26	61	.426	3	11	.273	12	16	.750	10	21	31	19	19	6	14	0	67
Jn3	@WAS	L	1	200	28	58	.483	6	12	.500	12	22	.545	6	23	29	15	25	7	12	2	74
Jn4	CHA	W	1	200	25	63	.397	3	10	.300	14	20	.700	12	14	26	18	23	8	17	2	67
Jn7	@HOU	W	1	200	22	62	.355	1	7	.143	13	19	.684	10	18	28	9	20	9	13	4	58
Jn11	WAS	W	1	200	21	54	.389	7	19	.368	11	15	.733	7	15	22	13	19	9	13	3	60
Jn15	@SEA	W	1	225	34	70	.486	3	8	.375	10	12	.833	11	21	32	17	27	7	18	8	81
Jn17	@SAC	L	1	200	25	59	.424	3	10	.300	14	22	.636	11	26	37	18	20	12	17	3	67
Jn18	@LA	L	1	200	26	53	.491	4	5	.800	13	22	.591	6	25	31	18	25	7	15	9	69
Jn22	PHO	W	1	200	19	72	.264	6	23	.261	15	18	.833	15	21	36	15	27	7	16	2	59
Jn24	@IND	L	1	200	23	66	.348	5	17	.294	6	9	.667	10	22	32	16	16	11	9	5	57
Jn26	SEA	W	1	200	24	62	.387	2	10	.200	20	21	.952	10	22	32	16	28	7	15	5	70
Jn28	SA	W	1	200	20	52	.385	4	14	.286	9	11	.818	6	20	26	13	15	5	17	2	53
Jn30	@CON	L	1	200	28	56	.500	6	12	.500	9	10	.900	7	25	32	21	14	6	16	4	71
Jy7	@CHA	L	1	200	23	52	.442	5	12	.417	15	20	.750	9	15	24	15	15	14	13	5	66
Jy13	DET	W	1	200	26	68	.382	3	13	.231	6	10	.600	14	23	37	16	19	9	19	4	61
Jy15	@NY	W	1	200	22	51	.431	5	17	.294	11	16	.688	5	15	20	12	17	13	8	1	60
Jy17	CON	L	1	200	32	64	.500	3	9	.333	5	5	1.000	9	27	36	21	22	8	13	7	72
Jy19	IND	W	1	200	18	52	.346	2	9	.222	7	10	.700	6	23	29	11	18	4	18	4	45
Jy24	NY	L	1	200	20	47	.426	5	12	.417	14	18	.778	9	21	30	15	12	2	16	4	59
Jy26	@SA	L	1	200	30	61	.492	5	8	.625	13	20	.650	8	22	30	15	19	9	8	4	78
Jy29	PHO	L	1	200	26	64	.406	4	11	.364	13	15	.867	12	17	29	14	13	12	11	1	69
Jy31	@SAC	L	1	200	27	52	.519	2	6	.333	11	13	.846	8	21	29	16	17	15	19	6	67
A3	@PHO	L	1	200	25	55	.455	2	6	.333	18	28	.643	13	21	34	16	17	6	14	7	70
A7	LA	W	1	200	28	67	.418	5	17	.294	11	17	.647	12	19	31	15	21	12	14	4	72
A9	SA	W	1	200	24	52	.462	4	7	.571	20	24	.833	9	15	24	15	23	8	18	5	72
A11	@DET	L	1	225	26	72	.361	2	8	.250	18	24	.750	19	18	37	12	24	6	13	6	72
A12	SEA	L	1	200	27	55	.491	3	11	.273	15	18	.833	9	25	34	19	17	5	14	7	72
A16	HOU	W	1	200	24	50	.480	0	6	.000	14	20	.700	3	20	23	17	23	7	12	2	62
A18	@SEA	L	1	200	27	57	.474	6	14	.429	16	22	.727	8	30	38	18	18	5	17	7	76
A21	@PHO	L	1	200	31	62	.500	6	18	.333	15	19	.789	10	24	34	23	15	4	9	5	83
A23	@LA	L	1	200	26	56	.464	5	11	.455	17	20	.850	16	18	34	17	14	6	17	3	74
A27	SAC	L	1	200	24	59	.407	0	6	.000	13	25	.520	17	22	39	13	20	10	17	4	61
Season Totals			34	6850	862	2019	.427	129	376	.343	435	592	.735	344	711	1055	537	665	275	487	144	2288
Season Averages				201.5	25.4	59.4		3.8	11.1		12.8	17.4		10.1	20.9	31.0	15.8	19.6	8.1	14.3	4.2	67.3



## 2005 DAY-BY-DAY STATISTICS

Date	Opp	Score	Home	Road	Total	High Scoring	High Rebounds	High Assists	Opponent Scoring	Atten.
May 22	@HOU	L 65-79	0-0	0-1	0-1	Ohlde-18	Ohlde/Williams-8	Harrower-4	Swoopes-27	8,250
May 25	LA	W 68-65	1-0	0-1	1-1	Smith-24	Ohlde-7	Ohlde-5	Holdscraw-14	5,665
May 29	SAC	L 66-67	1-1	0-1	1-2	Smith-23	Hayden-8	Jacobs-4	Griffith-18	4,190
Jun 3	@WAS	L 71-74	1-1	0-2	1-3	Smith-20	Ohlde-8	Jacobs/Lovelace-3	Melvin-17	9,620
Jun 4	CHA	W 73-67	2-1	0-2	2-3	Smith-17	Hayden/Ohlde-6	Smith-6	Sutton-Brown-14	10,974
Jun 7	@HOU	W 62-58	2-1	1-2	3-3	Smith-21	Ohlde-11	Abrosimova-6	Snow-15	4,253
Jun 11	WAS	W 78-60	3-1	1-2	4-3	Smith-27	Ohlde-8	Harrower-6	Beard-19	4,263
Jun 15	@SEA	W 86-81 (OT)	3-1	2-2	5-3	Smith-21	Ohlde-10	Harrower-5	Jackson-26	7,789
Jun 17	@SAC	L 50-67	3-1	2-3	5-4	Abrosimova-13	Abrosimova-9	Abrosimova/Harrower-3	Powell-18	7,780
Jun 18	@LA	L 56-69	3-1	2-4	5-5	Ohlde-10	Williams-7	Williams-3	Holdscraw/Leslie-17	7,815
Jun 22	PHO	W 75-59	4-1	2-4	6-5	Ohlde-14	Hayden/Lassiter-7	Smith-5	Taurasi-14	4,817
Jun 24	@IND	L 55-57	4-1	2-5	6-6	Smith-17	Ohlde-8	Jacobs/Ohlde-4	Miller/Schumacher-10	8,475
Jun 26	SEA	W 73-70	5-1	2-5	7-6	Smith-22	Harrower-7	Jacobs-4	Batkovic-12	5,352
Jun 28	SAN	W 63-53	6-1	2-5	8-6	Hayden-17	Abrosimova/Ohlde-7	Harrower-6	Feenstra-16	4,808
Jun 30	@CON	L 56-71	6-1	2-6	8-7	Smith-11	Ohlde-7	Ohlde-4	Sales-18	6,869
Jul 7	@CHA	L 58-66	6-1	2-7	8-8	Hayden-13	Hayden-10	Harrower-4	Feaster-19	4,071
Jul 13	DET	W 71-61	7-1	2-7	9-8	Abrosimova-22	Ohlde-8	Smith-4	Nolan-13	12,891
Jul 15	@NY	W 64-60	7-1	3-7	10-8	Hayden-14	Hayden-9	Abrosimova-5	Robinson-13	10,682
Jul 17	CON	L 53-72	7-2	3-7	10-9	Lassiter/Smith-11	Hayden/Ohlde-9	Smith-3	Dydek-17	9,011
Jul 19	IND	W 66-45	8-2	3-7	11-9	Ohlde-15	Hayden/Williams-7	Lovelace-6	Catchings-12	6,219
Jul 24	NY	L 47-59	8-3	3-7	11-10	Ohlde-17	Four Tied-4	Harrower-6	Hammon-13	5,703
Jul 26	@SAN	L 71-78	8-3	3-8	11-11	Ohlde/Williams-12	Hayden-11	Harrower-6	Feenstra-16	6,823
Jul 29	PHO	L 65-69	8-4	3-8	11-12	Abrosimova-20	Ohlde-11	Harrower-5	Taylor-20	5,723
Jul 31	@SAC	L 54-67	8-4	3-9	11-13	Ohlde-10	Ohlde-9	Jacobs-3	Brunson-14	5,708
Aug 3	@PHO	L 64-70	8-4	3-10	11-14	Abrosimova-19	Jones/Ohlde-6	Jacobs-3	Stepanova-18	5,865
Aug 7	LA	W 76-72	9-4	3-10	12-14	Harrower-15	Abrosimova-9	Abrosimova/Ohlde-4	Leslie-20	8,828
Aug 9	SAN	W 76-72	10-4	3-10	13-14	Lovelace-17	Hayden-11	Jacobs-5	Ferdinand/Ngoyisa-17	6,009
Aug 11	@DET	L 66-72 (OT)	10-4	3-11	13-15	Abrosimova-18	Harrower-18	Smith-13	Smith-13	8,845
Aug 12	SEA	L 66-72	10-5	3-11	13-16	Jones-16	Hayden-11	Jones-6	Bird-20	6,352
Aug 16	HOU	W 73-62	11-5	3-11	14-16	Jones-17	3 Tied-6	Jones-6	Swoopes-21	5,920
Aug 18	@SEA	L 60-76	11-5	3-12	14-17	Ohlde-17	Williams-14	Harrower-3	Jackson-18	9,245
Aug 21	@PHO	L 69-83	11-5	3-13	14-18	Abrosimova/Ohlde-14	Mann-9	Jacobs-5	Taurasi-17	6,310
Aug 23	@LA	L 63-74	11-5	3-14	14-19	Ohlde-16	Williams-5	Jones-4	Holdscraw-20	8,454
Aug 27	SAC	L 52+61	11-6	3-14	14-20	Ohlde-18	Lassiter-7	3 Tied-3	Griffith-17	6,722





2005 SEASON SUMMARY

	RECORD	HOME	ROAD	OT
OVERALL	14-20	11-6	3-14	1-1
EASTERN	5-7	4-2	1-5	0-1
WESTERN	9-13	7-4	2-9	1-0

TEAM WINNING & LOSING STREAKS:

	OVERALL	HOME	ROAD
	Loss-4	Loss-1	Loss-7
Long:	Win-4	Win-6	Win-0
	Loss-5	Loss-0	Loss-7
Last:	Win: 08/26 vs. HOU 73-62	Win: 08/26 vs. HOU 73-62	
	Loss: 08/23 @ LA 74-63	Loss: 08/27 vs. SAC 52-61	Loss: 08/23 @ LA 74-63

MONTH	W/L	OFFENSE	vs. OPP	HOME ATTENDANCE
May	3-7	70+ 9-2	.500+ 9-13	17 Games
June	3-6	70< 5-18	.500< 5-7	113,447 Total
July	7-5			6,673 Average
Aug.	1-2			12,891 High

MARGINS	1	2	3	4	5	6	7	8	9	10	11	12	13	14	15	16	17	18	19	20	21	22	23	24	25	26	27	28	29	30+
WON BY:			2	4	1	1				2	1					1		1			1									
LOST BY:	1	1	1	1		3	1	1	1		1	1	2	2	1	1	1		1											

At Start Of:

2nd Quarter

Ahead:	10-5
Behind:	3-15
Tied:	1-0

ROAD	FG%	OVERALL	HOME-ROAD
-44%	6-16	4-5	2-11
45-49%	5-3	5-0	0-3
50-54%	3-1	2-1	1-0
55-59%	0-0	0-0	0-0
+60%	0-0	0-0	0-0



# 2004 TEAM ROSTER



No.	Player	Pos	Ht	Wt	Birthdate	College	Yrs
25	Svetlana Abrosimova	F	6-2	169	07/09/80	Connecticut '01	3
1	Tasha Butts	G	5-11	160	03/10/82	Tennessee '04	R
12	Helen Darling	G	5-6	164	08/29/78	Penn State '00	3
4	Teresa Edwards	G	5-11	155	07/19/64	Georgia '86	1
55	Vanessa Hayden	C	6-4	224	06/05/82	Florida '04	R
23	Amber Jacobs	G	5-8	147	06/29/82	Boston College '04	R
24	Amanda Lassiter	F	6-1	153	06/09/79	Missouri '01	3
5	Stacey Lovelace-Tolbert	F	6-4	170	12/05/74	Purdue '96	2
3	Nicole Ohlde	F	6-5	175	03/13/82	Kansas State '04	R
45	Gwen Slaughter	F	6-2	181	07/01/80	Tulane '03	R
30	Katie Smith	G	5-11	175	06/04/74	Ohio State '96	5
31	Michele Van Gorp	C	6-6	187	05/10/77	Duke '99	5
20	Tamika Williams	F	6-2	192	04/12/80	Connecticut '02	2

**Head Coach:** Suzie McConnell Serio (Penn State)

**Assistant Coaches:** Nancy Darsch (Springfield College), Carolyn Jenkins (California-Berkeley)

# 2004 STARTING LINEUPS

Game #s	Forward	Forward	Center	Guard	Guard	Rec
1-12	Lassiter	Williams	Ohlde	Edwards	Smith	5-7
13-23	Smith	Williams	Ohlde	Darling	Edwards	8-3
24-30, 32-34	Abrosimova	Williams	Ohlde	Darling	Edwards	5-5
31	Abrosimova	Ohlde	Hayden	Darling	Edwards	0-1



## 2004 FINAL STATISTICS

PLAYER	G	GS	MIN	Field Goals			3-Point FG			Free Throws			Rebounds			AST	PF	DQ	STL	TO	BLK	PTS	AVG
				FG	FGA	PCT	FG	FGA	PCT	FT	FTA	PCT	OFF	DEF	TOT								
Smith	23	23	800	137	318	.431	60	139	.432	98	109	.899	17	67	84	52	63	1	23	51	6	432	18.8
Ohlde	34	34	1018	136	308	.442	0	2	.000	125	177	.706	83	111	194	60	103	1	16	74	45	397	11.7
Williams	34	33	978	102	189	.540	1	4	.250	49	87	.563	82	123	205	38	65	0	39	66	5	254	7.5
Abrosimova	22	11	462	49	139	.353	20	53	.377	28	46	.609	17	57	74	45	42	0	30	43	2	146	6.6
Edwards	34	34	697	74	200	.370	25	85	.294	21	30	.700	29	61	90	79	37	0	47	93	8	194	5.7
Hayden	29	1	350	66	159	.415	0	0	---	21	38	.553	23	61	84	7	65	0	7	34	29	153	5.3
Darling	33	22	707	43	130	.331	12	55	.218	42	63	.667	11	56	67	115	83	0	30	74	4	140	4.2
Lassiter	33	12	563	47	135	.348	27	89	.303	6	9	.667	15	65	80	37	74	0	21	40	22	127	3.8
Lovelace-Tolbert	34	0	388	49	122	.402	3	17	.176	20	24	.833	25	41	66	20	47	0	18	45	9	121	3.6
Jacobs	32	0	391	31	100	.310	19	60	.317	20	22	.909	3	33	36	47	36	0	13	45	0	101	3.2
Van Gorp	8	0	66	9	19	.474	0	1	.000	4	8	.500	6	7	13	1	8	0	0	7	1	22	2.8
Butts	30	0	423	24	80	.300	10	37	.270	18	25	.720	21	41	62	25	37	1	13	23	7	76	2.5
Slaughter	3	0	7	0	1	.000	0	0	---	2	2	1.000	0	1	1	0	0	0	0	0	1	2	0.7
LYNX	34		6850	767	1900	.404	177	542	.327	454	640	.709	332	724	1056	526	660	3	257	613	139	2165	63.7
OPPONENTS	34		6850	804	1972	.408	92	330	.279	490	669	.732	323	713	1036	508	676	10	333	502	133	2190	64.4

PLAYER	Single-Game Highs							Average Per Game							Career Highs (C=Set, T=Tied This Season)						
	MIN	REB	AST	ST	TO	BL	PTS	MIN	REB	AST	STL	TO	BLK	PTS	FG	FGA	FT	FTA	REB	AST	PTS
Smith	44	7	6	3	5	3	34	34.8	3.7	2.3	1.00	2.2	0.26	18.8	13	23	18	19	10	8	46
Ohlde	39	11	5	2	5	5	21	29.9	5.7	1.8	0.47	2.2	1.32	11.7	7C	18C	9C	14C	11C	5	21C
Williams	37	11	4	4	5	1	22	28.8	6.0	1.1	1.15	1.9	0.15	7.5	9	15	8C	11C	12	5	22C
Abrosimova	34	9	6	4	5	1	21	21.0	3.4	2.0	1.36	2.0	0.09	6.6	10	23	12	18	15	9	27
Edwards	34	6	7	4	9	1	18	20.5	2.6	2.3	1.38	2.7	0.24	5.7	6T	13C	5	6	8	8	18C
Hayden	24	9	2	3	4	4	18	12.1	2.9	0.2	0.24	1.2	1.00	5.3	8C	18C	5C	7C	9C	2	18C
Darling	38	5	10	5	7	1	14	21.4	2.0	3.5	0.91	2.2	0.12	4.2	6T	12	8	8T	6	10	18
Lassiter	31	6	5	3	4	2	15	17.1	2.4	1.1	0.64	1.2	0.67	3.8	7T	13	4	8	13	7	16
Lovelace-Tolbert	25	10	3	4	6	1	12	11.4	1.9	0.6	0.53	1.3	0.26	3.6	6	14	5	7	10C	4	14
Jacobs	30	4	5	3	4	0	11	12.2	1.1	1.5	0.41	1.4	0.00	3.2	3C	9C	3C	4C	4C	5	11C
Van Gorp	19	3	1	0	2	1	13	8.3	1.6	0.1	0.00	0.9	0.13	2.8	8	13	5	6	10	4	18
Butts	30	6	4	2	3	1	13	14.1	2.1	0.8	0.43	0.8	0.23	2.5	4C	7C	4C	4C	6C	4	13C
Slaughter	4	1	0	0	0	1	2	2.3	0.3	0.0	0.00	0.0	0.33	0.7	0C	1C	2C	2C	1C	0	2C
LYNX	225	42	21	15	26	9	85	201.5	31.1	15.5	7.56	18.0	4.09	63.7	32T	77	37	45	47	25	95
OPPONENTS	225	40	22	16	23	11	88	201.5	30.5	14.9	9.79	14.8	3.91	64.4	35	83	31	37	47	27	100





## 2004 OFFENSIVE GAME-BY-GAME STATISTICS

					Field Goals			3-Point FG			Free Throws			Rebounds											
Date	Opponent	W/L	G	MIN	FG	FGA	PCT	FG	FGA	PCT	FT	FTA	PCT	OFF	DEF	TOT	AST	PF	STL	TO	BLK	PTS			
M20	@SEA	L	1	200	32	65	.492	10	25	.400	11	15	.733	15	20	35	19	28	12	23	3	85			
M22	@SAC	W	1	200	29	63	.460	4	20	.200	7	10	.700	10	22	32	20	17	7	11	2	69			
M26	@SA	L	1	200	18	56	.321	0	15	.000	8	13	.615	14	15	29	11	22	9	17	0	44			
M28	WAS	W	1	200	22	51	.431	8	14	.571	21	22	.955	7	28	35	18	16	8	23	8	73			
M30	NY	L	1	200	23	66	.348	9	28	.321	9	10	.900	10	20	30	18	16	8	14	7	64			
Jn3	SA	W	1	200	20	48	.417	4	12	.333	11	19	.579	12	27	39	14	23	9	23	7	55			
Jn5	PHO	W	1	200	24	48	.500	5	12	.417	23	26	.885	8	21	29	16	16	3	16	3	76			
Jn11	@LA	L	1	200	18	58	.310	5	23	.217	14	21	.667	9	22	31	12	19	9	15	6	55			
Jn17	SAC	L	1	200	15	46	.326	5	16	.313	15	21	.714	9	15	24	11	20	8	25	5	50			
Jn19	HOU	W	1	200	22	47	.468	4	12	.333	18	22	.818	7	28	35	13	15	2	17	5	66			
Jn22	@PHO	L	1	200	17	44	.386	0	5	.000	12	18	.667	8	20	28	7	20	5	22	2	46			
Jn24	@SA	L	1	200	22	62	.355	7	17	.412	6	10	.600	12	16	28	15	21	8	16	1	57			
Jn27	LA	L	1	200	20	51	.392	5	16	.313	22	32	.688	11	12	23	16	26	9	18	4	67			
Jn30	HOU	W	1	225	21	62	.339	5	19	.263	11	19	.579	11	30	41	9	16	9	19	3	58			
Jy3	DET	W	1	200	27	60	.450	7	15	.467	17	23	.739	10	19	29	21	15	6	15	6	78			
Jy8	@IND	L	1	200	23	52	.442	5	14	.357	5	7	.714	8	18	26	16	16	6	13	4	56			
Jy9	PHO	W	1	200	21	55	.382	7	16	.438	12	15	.800	6	24	30	15	18	5	13	3	61			
Jy11	SAC	W	1	225	25	60	.417	10	25	.400	23	31	.742	13	22	35	20	21	2	18	3	83			
Jy14	CON	W	1	200	23	53	.434	3	16	.188	17	22	.773	10	23	33	19	20	7	17	4	66			
Jy15	@NY	W	1	200	24	56	.429	5	15	.333	16	21	.762	12	24	36	13	17	6	15	4	69			
Jy18	@PHO	W	1	200	21	54	.389	5	14	.357	16	24	.667	8	18	26	13	21	9	16	2	63			
Jy22	@CON	W	1	200	25	64	.391	9	18	.500	9	16	.563	14	28	42	14	16	3	12	8	68			
Jy23	@WAS	L	1	200	18	52	.346	2	13	.154	23	25	.920	8	27	35	12	25	5	21	5	61			
Jy28	SA	W	1	200	24	50	.480	3	13	.231	15	27	.556	10	19	29	18	12	15	18	3	66			
Jy30	SEA	L	1	200	17	58	.293	4	16	.250	17	22	.773	9	23	32	15	15	7	18	5	55			
A1	@DET	W	1	200	23	53	.434	5	14	.357	8	12	.667	4	26	30	16	27	8	25	1	59			
S1	@HOU	W	1	200	26	54	.481	7	16	.438	13	17	.765	5	21	26	16	26	10	17	2	72			
S3	IND	L	1	200	23	66	.348	4	16	.250	11	17	.647	11	23	34	15	22	10	16		61			
S8	CHA	L	1	200	24	62	.387	3	16	.188	17	26	.654	11	15	26	18	23	8	13	4	68			
S10	SEA	W	1	200	24	52	.462	6	16	.375	10	18	.556	8	19	27	16	15	11	26	9	64			
S11	@CHA	L	1	200	20	51	.392	4	14	.286	6	12	.500	13	17	30	15	23	10	25	4	50			
S14	@HOU	L	1	200	26	62	.419	3	14	.214	4	9	.444	13	16	29	20	15	9	18	3	59			
S17	@LA	W	1	200	27	65	.415	8	15	.533	16	20	.800	6	30	36	21	17	4	15	2	78			
S19	@SAC	L	1	200	23	54	.426	6	12	.500	11	18	.611	10	16	26	14	21	10	23	5	63			
Season Totals			34	6850	767	1900	.404	177	542	.327	454	640	.709	332	724	1056	526	660	257	613	139	2165			
Season Averages				201.5	22.6	55.9		5.2	15.9		13.4	18.8		9.8	21.3	31.1	15.5	19.4	7.6	18.0	4.1	63.7			





## 2004 DEFENSIVE GAME-BY-GAME STATISTICS

Date	Opponent	W/L	G	MIN	Field Goals			3-Point FG			Free Throws			Rebounds				PF	STL	TO	BLK	PTS
					FG	FGA	PCT	FG	FGA	PCT	FT	FTA	PCT	OFF	DEF	TOT	AST					
M20	@SEA	L	1	200	28	59	.475	8	14	.571	24	35	.686	11	17	28	16	19	15	20	2	88
M22	@SAC	W	1	200	26	63	.413	1	10	.100	8	11	.727	12	18	30	7	18	7	12	5	61
M26	@SA	L	1	200	22	51	.431	2	4	.500	10	18	.556	12	23	35	11	17	12	17	11	56
M28	WAS	W	1	200	27	74	.365	3	18	.167	5	7	.714	12	19	31	13	21	11	13	5	62
M30	NY	L	1	200	27	59	.458	4	10	.400	10	13	.769	6	28	34	21	13	7	16	4	68
Jn3	SA	W	1	200	15	58	.259	1	5	.200	16	22	.727	11	20	31	10	20	14	16	2	47
Jn5	PHO	W	1	200	26	55	.473	1	10	.100	15	20	.750	7	12	19	18	25	10	10	0	68
Jn11	@LA	L	1	200	28	68	.412	6	10	.600	7	13	.538	10	30	40	21	20	7	15	4	69
Jn17	SAC	L	1	200	22	66	.333	2	13	.154	14	18	.778	13	19	32	13	19	16	16	2	60
Jn19	HOU	W	1	200	23	62	.371	2	7	.286	10	16	.625	8	17	25	14	19	10	7	2	58
Jn22	@PHO	L	1	200	26	58	.448	4	17	.235	13	20	.650	12	18	30	14	20	16	11	6	69
Jn24	@SA	L	1	200	24	48	.500	3	5	.600	19	25	.760	9	24	33	14	16	12	13	8	70
Jn27	LA	L	1	200	29	57	.509	2	6	.333	23	29	.793	11	21	32	21	27	11	17	4	83
Jn30	HOU	W	1	225	20	62	.323	3	12	.250	7	13	.538	7	28	35	15	20	8	16	7	50
Jy3	DET	W	1	200	26	60	.433	4	7	.571	14	16	.875	9	18	27	20	22	9	13	3	70
Jy8	@IND	L	1	200	18	50	.360	1	10	.100	21	22	.955	11	18	29	15	13	9	10	5	58
Jy9	PHO	W	1	200	21	56	.375	6	13	.462	11	18	.611	6	24	30	17	22	5	13	4	59
Jy11	SAC	W	1	225	27	58	.466	1	8	.125	18	24	.750	8	16	24	19	29	9	10	2	73
Jy14	CON	W	1	200	23	66	.348	2	10	.200	15	21	.714	17	18	35	12	20	10	16	3	63
Jy15	@NY	W	1	200	23	58	.397	4	15	.267	16	19	.842	9	20	29	14	18	8	14	7	66
Jy18	@PHO	W	1	200	19	47	.404	3	15	.200	19	22	.864	7	19	26	7	21	6	17	6	60
Jy22	@CON	W	1	200	21	66	.318	2	13	.154	8	12	.667	14	20	34	11	14	4	8	4	5
Jy23	@WAS	L	1	200	21	60	.350	0	2	.000	23	35	.657	14	20	34	8	22	9	13	3	65
Jy28	SA	W	1	200	23	52	.442	2	6	.333	5	6	.833	4	19	23	13	26	7	20	1	53
Jy30	SEA	L	1	200	27	61	.443	4	11	.364	12	14	.857	6	30	36	18	23	11	15	5	70
A1	@DET	W	1	200	22	59	.373	0	4	.000	14	26	.538	11	21	32	16	21	8	17	2	58
S1	@HOU	W	1	200	19	51	.373	0	5	.000	26	31	.839	8	25	33	12	19	7	15	1	64
S3	IND	L	1	200	22	51	.431	3	7	.429	22	28	.786	9	30	39	18	18	9	23	6	69
S8	CHA	L	1	200	25	46	.543	4	14	.286	18	28	.643	3	24	27	18	24	6	17	3	72
S10	SEA	W	1	200	24	61	.393	2	12	.167	11	12	.917	10	18	28	17	25	16	21	4	61
S11	@CHA	L	1	200	22	47	.468	5	11	.455	11	20	.550	6	16	22	15	17	13	17	4	60
S14	@HOU	L	1	200	27	60	.450	4	10	.400	12	16	.750	11	20	31	12	10	9	14	4	70
S17	@LA	W	1	200	26	69	.377	2	10	.200	12	14	.857	9	24	33	22	20	10	12	2	66
S19	@SAC	L	1	200	25	54	.463	1	6	.167	21	25	.840	10	19	29	16	18	12	18	2	72
Season Totals			34	6850	804	1972	.408	92	330	.279	490	669	.732	323	713	1036	508	676	333	502	133	2190
Season Averages				201.5	23.6	58.0		2.7	9.7		14.4	19.7		9.5	21.0	30.5	14.9	19.9	9.8	14.8	3.9	64.4





## 2004 DAY-BY-DAY STATISTICS

Date	Opp	Score	Home	Road	Total	High Scoring	High Rebounds	High Assists	Opponent Scoring	Atten.
May 20	@SEA	L 85-88	0-0	0-1	0-1	Edwards/Smith-17	Ohlde-10	Edwards-7	Jackson-31	6,624
May 22	@SAC	W 69-61	0-0	1-1	1-1	Smith-22	Williams-10	Edwards-7	Walker-19	17,317
May 26	@SA	L 44-56	0-0	1-2	1-2	Ohlde-14	Ohlde-9	Edwards-5	Ferdinand-17	6,517
May 28	WAS	W 73-62	1-0	1-2	2-2	Smith-28	Williams-9	Edwards-5	Holdscraw-16	6,361
May 30	NY	L 64-68	1-1	1-2	2-3	Smith-20	Williams-9	Lassiter-5	Baranova-16	6,009
Jun 3	SAN	W 55-47	2-1	1-2	3-3	Smith-15	Ohlde-9	Smith-4	Thomas-12	6,011
Jun 5	PHO	W 76-68	3-1	1-2	4-3	Williams-22	Williams-10	Edwards-6	Pierson-15	6,321
Jun 11	@LA	L 55-69	3-1	1-3	4-4	Smith-18	Ohlde-10	Ohlde-4	Leslie-19	9,298
Jun 17	SAC	L 50-60	3-2	1-3	4-5	Smith-16	Smith-5	Edwards-3	Griffith-13	4,122
Jun 19	HOU	W 66-58	4-2	1-3	5-5	Smith-22	Smith/Ohlde-5	Smith/Ohlde-5	Swoopes-18	5,879
Jun 22	@PHO	L 46-69	4-2	1-4	5-6	Hayden-10	Ohlde-7	3 Tied-2	Taurasi-18	6,292
Jun 24	@SAN	L 57-70	4-2	1-5	5-7	Smith-18	Williams-11	Darling-6	3 Tied-13	8,248
Jun 27	LA	L 67-83	4-3	1-5	5-8	Ohlde-19	Ohlde-7	Butts-4	Mabika-20	7,123
Jun 30	HOU	W 58-50 (OT)	5-3	1-5	6-8	Smith-23	Williams-9	Edwards-3	Berthieu-11	4,722
Jul 3	DET	W 78-70	6-3	1-5	7-8	Smith-27	Darling/Ohlde-5	Darling-9	M.Jones-16	4,786
Jul 8	@IND	L 56-58	6-3	1-6	7-9	Smith-18	Williams-8	Darling-8	Catchings-17	6,112
Jul 9	PHO	W 61-59	7-3	1-6	8-9	Smith-10	Williams/Lovelace-Tolbert-6	Darling/Jacobs-4	DeForge-25	6,030
Jul 11	SAC	W 83-73 (OT)	8-3	1-6	9-9	Smith-34	Hayden-7	3 Tied-4	Smith-19	6,324
Jul 14	CON	W 66-63	9-3	1-6	10-9	Ohlde-21	Ohlde-11	Darling-5	Whalen-18	16,227
Jul 15	@NY	W 69-66	9-3	2-6	11-9	Smith-12	Hayden/Williams-7	Darling/Edwards-3	Robinson-17	12,799
Jul 18	@PHO	W 63-60	9-3	3-6	12-9	Smith-33	Williams-8	3 Tied-2	P.Taylor-20	6,567
Jul 22	@CON	W 68-52	9-3	4-6	13-9	Smith-27	Williams-10	Jacobs/Ohlde-3	Palmer-10	7,118
Jul 23	@WAS	L 61-65	9-3	4-7	13-10	Smith-19	Ohlde-6	Darling-4	Beard-23	12,648
Jul 28	SAN	W 66-53	10-3	4-7	14-10	Williams-13	Abrosimova-6	Darling-4	Goodson/Randall-10	8,111
Jul 30	SEA	L 55-70	10-4	4-7	14-11	Hayden-12	Abrosimova-9	3 Tied-3	Lennox-23	8,788
Aug 1	@DET	W 59-58	10-4	5-7	15-11	Abrosimova-12	Williams-9	Darling-8	Cash-16	10,568
Sep 1	@HOU	W 72-64	10-4	6-7	16-11	Ohlde-16	Lassiter/Ohlde-5	Darling-8	Swoopes-22	7,160
Sep 3	IND	L 61-69	10-5	6-7	16-12	Ohlde-13	Williams-10	Abrosimova-4	Schumacher-13	13,560
Sep 8	CHA	L 68-72	10-6	6-7	16-13	Ohlde-19	Ohlde-8	Jacobs-5	3 Tied-17	4,332
Sep 10	SEA	W 64-61	11-6	6-7	17-13	Edwards-18	Williams-8	Darling-10	Bird-15	11,402
Sep 11	@CHA	L 50-60	11-6	6-8	17-14	Hayden-18	Lovelace-Tolbert-1	Lassiter-5	Smith-Taylor-13	8,043
Sep 14	@HOU	L 59-70	11-6	6-9	17-15	Ohlde-15	Ohlde-8	Abrosimova-6	Thompson-27	6,894
Sep 17	@LA	W 78-66	11-6	7-9	18-15	Ohlde-19	Hayden-9	3 Tied-4	Whitmore-18	9,642
Sep 19	@SAC	L 63-72	11-6	7-10	18-16	Abrosimova-21	Ohlde-7	Darling-7	Griffith-18	9,875





2004 SEASON SUMMARY

	RECORD	HOME	ROAD	OT
OVERALL	18-16	11-6	7-10	2-0
EASTERN	6-6	3-3	3-3	
WESTERN	12-10	8-3	4-7	2-0

TEAM WINNING & LOSING STREAKS:

	OVERALL	HOME	ROAD
	Loss-1	Win-1	Loss-1
Long:	Win-6	Win-6	Win-3
Loss-3	Loss-3	Loss-5	
Last:	Win: 09/17 @ LA 78-66	Win: 09/10 vs. SEA 64-61	Win: 09/17 @ LA 78-66
	Loss: 09/19 @ SAC 63-72	Loss: 09/08 vs. CHA 68-72	Loss: 09/19 @ SAC 63-72


MONTH	W/L	OFFENSE	vs. OPP	HOME ATTENDANCE
May	2-3	70+ 6-1	.500+ 11-8	17 Games
June	4-5	70< 12-15	.500< 7-7	126,108 Total
July	8-3	DEFENSE		7,410 Average
Aug.	1-0	70+ 2-7		16,227 High
		70< 16-9		

MARGINS	1	2	3	4	5	6	7	8	9	10	11	12	13	14	15	16	17	18	19	20	21	22	23	24	25	26	27	28	29	30+
WON BY:	1	1	4					7		1	1	1	1			1														
LOST BY:		1	1	3				1	1	2	1	1	1	1	1	1							1							

At Start Of:		OVERALL	HOME	ROAD	ROAD	FG%	OVERALL	HOME-ROAD
					-44%	12-15	7-6	5-9
2nd Half	Ahead:	9-2	5-0	4-2	45-49%	5-1	3-0	2-1
	Behind:	8-14	5-6	3-8	50-54%	1-0	1-0	0
	Tied:	1-0	1-0	0-0	55-59%	0-0	0-0	0-0
					+60%	0-0	0-0	0-0



# 2003 TEAM ROSTER



No.	Player	Pos	Ht	Wt	Birthdate	College	Yrs
25	Svetlana Abrosimova	F	6-2	169	07/09/80	Connecticut '01	2
40	Jordan Adams	C	6-3	180	05/24/81	New Mexico '03	R
33	Janell Burse	C	6-5	199	05/19/79	Tulane '01	2
4	Teresa Edwards	G	5-11	155	07/19/64	Georgia '86	R
32	Shaunzinski Gortman	G	6-1	156	12/07/79	South Carolina '02	1
8	Kristi Harrower	G	5-4	139	03/04/75	Australia	4
55	Sheri Sam	F	6-0	160	05/05/74	Vanderbilt '96	4
23	Georgia Schweitzer	G	6-0	160	01/31/79	Duke '01	2
30	Katie Smith	G	5-11	167	06/04/74	Ohio State '96	4
31	Michele Van Gorp	C	6-6	178	05/10/77	Duke '99	4
20	Tamika Williams	F	6-2	205	04/12/80	Connecticut '02	1

**Head Coach:** Suzie McConnell Serio (Penn State)

**Assistant Coaches:** Nancy Darsch (Springfield College), Carolyn Jenkins (California-Berkeley)

# 2003 STARTING LINEUPS

Game #s	Forward	Forward	Center	Guard	Guard	Rec
1-19	Sam	Abrosimova	Williams	Edwards	Smith	10-9
20	Sam	Williams	Van Gorp	Edwards	Smith	1-0
21-28	Sam	Williams	Burse	Edwards	Smith	4-4
29-34	Abrosimova	Williams	Burse	Edwards	Smith	3-3



## 2003 FINAL STATISTICS

PLAYER	G	GS	MIN	Field Goals			3-Point FG			Free Throws			Rebounds			AST	PF	DQ	STL	TO	BLK	PTS	AVG
				FG	FGA	PCT	FG	FGA	PCT	FT	FTA	PCT	OFF	DEF	TOT								
Smith	34	34	1185	208	455	.457	78	200	.390	126	143	.881	40	98	138	84	112	2	25	67	6	620	18.2
Sam	34	28	953	138	360	.383	24	73	.329	74	105	.705	46	96	142	88	70	0	38	48	6	374	11.0
Abrosimova	30	25	792	112	285	.393	25	82	.305	69	98	.704	44	97	141	82	79	0	44	90	11	318	10.6
Williams	34	34	1121	129	193	.668	0	2	.000	45	93	.484	92	117	209	44	78	0	34	58	10	303	8.9
Burse	29	14	438	76	155	.490	0	2	.000	54	70	.771	40	68	108	19	81	2	13	42	28	206	7.1
Van Gorp	31	1	528	70	162	.432	0	1	.000	35	52	.673	32	75	107	17	87	2	10	56	20	175	5.6
Edwards	34	34	854	63	168	.375	24	80	.300	31	40	.775	24	81	105	148	60	0	41	92	11	181	5.3
Adams	10	0	96	13	33	.394	5	12	.417	2	2	1.000	10	13	23	4	10	0	2	10	3	33	3.3
Harrower	31	0	499	32	87	.368	16	43	.372	8	13	.615	9	30	39	72	15	0	18	39	3	88	2.8
Gortman	25	0	200	21	49	.429	5	20	.250	3	4	.750	9	23	32	14	25	0	11	20	1	50	2.0
Schweitzer	16	0	118	6	17	.353	3	9	.333	0	0	---	7	11	18	7	6	0	3	8	1	15	0.9
<b>LYNX</b>	<b>34</b>		<b>6850</b>	<b>875</b>	<b>1978</b>	<b>.442</b>	<b>180</b>	<b>524</b>	<b>.344</b>	<b>450</b>	<b>624</b>	<b>.721</b>	<b>361</b>	<b>718</b>	<b>1079</b>	<b>580</b>	<b>634</b>	<b>6</b>	<b>242</b>	<b>558</b>	<b>101</b>	<b>2380</b>	<b>70.0</b>
<b>OPPONENTS</b>	<b>34</b>		<b>6850</b>	<b>878</b>	<b>2067</b>	<b>.425</b>	<b>141</b>	<b>446</b>	<b>.316</b>	<b>473</b>	<b>633</b>	<b>.747</b>	<b>337</b>	<b>652</b>	<b>989</b>	<b>528</b>	<b>666</b>	<b>10</b>	<b>271</b>	<b>471</b>	<b>126</b>	<b>2380</b>	<b>69.7</b>

PLAYER	Single-Game Highs							Average Per Game							Career Highs (C=Set, T=Tied This Season)						
	MIN	REB	AST	ST	TO	BL	PTS	MIN	REB	AST	STL	TO	BLK	PTS	FG	FGA	FT	FTA	REB	AST	PTS
Smith	41	8	6	3	6	2	34	34.9	4.1	2.5	0.74	2.0	0.18	18.2	13	23	#	19	10	8	46
Sam	38	9	8	3	4	2	20	28.0	4.2	2.6	1.12	1.4	0.18	11.0	12	26	7T	10	10	8C	27
Abrosimova	36	10	9	4	7	2	23	26.4	4.7	2.7	1.47	3.0	0.37	10.6	10	23	10	18	15	9C	27
Williams	38	12	5	3	6	2	16	33.0	6.1	1.3	1.00	1.7	0.29	8.9	9	15	6	8T	12T	5C	19
Burse	34	12	4	4	5	5	21	15.1	3.7	0.7	0.45	1.4	0.97	7.1	9C	17C	6T	7	12C	4C	21C
Van Gorp	31	10	3	1	6	2	17	17.0	3.5	0.5	0.32	1.8	0.65	5.6	8	13C	5T	6T	10C	4	18
Edwards	32	8	8	6	6	2	15	25.1	3.1	4.4	1.21	2.7	0.32	5.3	6C	10C	5C	6C	8C	8C	15C
Adams	30	10	2	1	4	1	13	9.6	2.3	0.4	0.20	1.0	0.30	3.3	4C	10C	2C	2C	10C	2C	13C
Harrower	26	4	7	2	3	1	10	16.1	1.3	2.3	0.58	1.3	0.10	2.8	5	9	10	12	6	9	20
Gortman	23	5	2	2	3	1	11	8.0	1.3	0.6	0.44	0.8	0.04	2.0	5	11	2T	3	6	2T	14
Schweitzer	19	6	2	1	3	1	5	7.4	1.1	0.4	0.19	0.5	0.06	0.9	7	14	4	4	8	6	17
<b>LYNX</b>	<b>225</b>	<b>41</b>	<b>23</b>	<b>14</b>	<b>27</b>	<b>8</b>	<b>85</b>	<b>201.5</b>	<b>31.7</b>	<b>17.1</b>	<b>7.12</b>	<b>16.4</b>	<b>2.97</b>	<b>70.0</b>	<b>32T</b>	<b>77C</b>	<b>37</b>	<b>45C</b>	<b>47</b>	<b>25</b>	<b>95</b>
<b>OPPONENTS</b>	<b>225</b>	<b>46</b>	<b>27</b>	<b>18</b>	<b>21</b>	<b>10</b>	<b>88</b>	<b>201.5</b>	<b>29.1</b>	<b>15.5</b>	<b>7.97</b>	<b>13.9</b>	<b>3.71</b>	<b>69.7</b>	<b>35</b>	<b>83</b>	<b>31</b>	<b>37</b>	<b>47</b>	<b>27C</b>	<b>100</b>





## 2003 OFFENSIVE GAME-BY-GAME STATISTICS

Date	Opponent	W/L	G	MIN	Field Goals			3-Point FG			Free Throws			Rebounds			AST	PF	STL	TO	BLK	PTS
					FG	FGA	PCT	FG	FGA	PCT	FT	FTA	PCT	OFF	DEF	TOT						
M24	SAC	W	1	200	26	51	.510	6	13	.462	14	22	.636	6	26	32	18	15	8	21	5	72
M28	LA	L	1	200	28	64	.438	10	29	.345	14	17	.824	8	18	26	23	18	8	14	1	80
M30	@SA	W	1	200	28	72	.389	4	15	.267	15	21	.714	14	21	35	18	13	11	9	1	75
Jn1	HOU	W	1	225	24	62	.387	6	20	.300	14	18	.778	13	18	31	17	21	12	17	4	68
Jn6	NY	L	1	200	24	60	.400	4	24	.167	8	14	.571	13	12	25	18	13	5	13	0	60
Jn10	@LA	L	1	200	30	56	.536	4	10	.400	11	19	.579	7	18	25	23	15	7	12	5	75
Jn12	@SAC	L	1	200	20	55	.364	2	10	.200	13	21	.619	12	17	29	10	21	3	20	1	55
Jn14	@SEA	W	1	200	30	63	.476	9	17	.529	8	14	.571	13	20	33	14	11	3	8	2	77
Jn17	HOU	L	1	200	26	58	.448	4	18	.222	12	19	.632	12	13	25	18	18	7	9	5	68
Jn20	@CHA	L	1	200	28	63	.444	5	16	.313	11	17	.647	14	13	27	16	23	12	15	0	72
Jn21	IND	W	1	200	21	61	.344	3	14	.214	21	28	.750	15	22	37	14	17	9	15	3	66
Jn27	PHO	W	1	200	26	51	.510	8	16	.500	7	9	.778	8	23	31	20	15	11	27	4	67
Jn29	@WAS	W	1	200	23	50	.460	5	15	.333	8	12	.667	7	27	34	12	16	7	20	8	59
Jy1	@HOU	L	1	200	24	45	.533	4	14	.286	17	21	.810	4	21	25	13	16	2	14	0	69
Jy5	CLE	L	1	200	24	48	.500	5	11	.455	18	21	.857	5	19	24	21	25	3	19	2	71
Jy8	SAC	W	1	200	28	64	.438	8	16	.500	13	16	.813	12	23	35	21	16	14	12	4	77
Jy10	CON	W	1	200	32	59	.542	6	15	.400	13	22	.591	9	24	33	23	18	7	13	0	83
Jy16	SA	W	1	200	30	63	.476	9	16	.563	16	23	.696	11	29	40	21	18	6	16	5	85
Jy17	@CLE	L	1	200	23	56	.411	3	11	.273	12	13	.923	11	19	30	14	28	5	22	5	61
Jy20	SEA	W	1	200	23	42	.548	5	11	.455	18	26	.692	5	22	27	15	19	8	18	3	69
Jy23	@CON	L	1	200	25	71	.352	9	28	.321	11	13	.846	19	22	41	13	17	7	16	2	70
Jy25	SA	W	1	200	32	68	.471	6	15	.400	11	13	.846	16	19	35	21	13	13	13	2	81
Jy26	@IND	W	1	200	25	52	.481	7	15	.467	13	15	.867	6	29	35	16	23	2	19	8	70
Jy29	@HOU	L	1	200	23	58	.397	6	16	.375	6	8	.750	9	24	33	14	20	7	20	2	58
A2	SEA	W	1	200	29	62	.468	5	17	.294	10	16	.625	14	22	36	23	16	6	17	6	73
A4	PHO	W	1	200	19	41	.463	3	10	.300	20	20	1.000	8	25	33	15	16	7	22	2	61
A6	@PHO	L	1	200	19	53	.358	5	15	.333	6	9	.667	6	24	30	16	20	4	20	4	49
A8	@SEA	L	1	200	26	62	.419	1	9	.111	12	18	.667	15	21	36	3	17	6	15	0	65
A9	@SAC	W	1	200	22	44	.500	3	12	.250	30	45	.667	6	23	29	15	30	7	17	3	77
A14	LA	L	1	200	28	57	.491	11	21	.524	16	21	.762	7	21	28	21	21	5	21	1	83
A16	@SA	W	1	200	27	66	.409	4	12	.333	15	21	.714	16	23	39	19	21	5	14	2	73
A20	@PHO	W	1	200	26	55	.473	3	9	.333	14	16	.875	14	21	35	16	17	6	17	5	69
A21	@LA	L	1	200	26	69	.377	3	15	.200	10	14	.714	11	15	26	20	21	8	13	0	65
A23	DET	L	1	225	30	77	.390	4	19	.211	13	22	.591	15	24	39	19	26	11	20	6	77
Season Totals			34	6850	875	1978	.442	180	524	.344	450	624	.721	361	718	1079	580	634	242	558	101	2380
Season Averages				201.5	25.7	58.2		5.3	15.4		13.2	18.4		10.6	21.1	31.7	17.1	18.6	7.1	16.4	3.0	70.0





## 2003 DEFENSIVE GAME-BY-GAME STATISTICS

Date	Opponent	W/L	G	MIN	Field Goals			3-Point FG			Free Throws			Rebounds				PF	STL	TO	BLK	PTS
					FG	FGA	PCT	FG	FGA	PCT	FT	FTA	PCT	OFF	DEF	TOT	AST					
M24	SAC	W	1	200	32	71	.451	5	14	.357	2	7	.286	11	17	28	27	20	11	12	2	71
M28	LA	L	1	200	29	62	.468	5	15	.333	20	20	1.000	10	22	32	16	21	4	16	2	83
M30	@SA	W	1	200	26	64	.406	2	7	.286	11	18	.611	14	24	38	13	22	5	16	4	65
Jn1	HOU	W	1	225	21	58	.362	4	12	.333	18	19	.947	9	21	30	11	22	8	20	3	64
Jn6	NY	L	1	200	29	53	.547	8	19	.421	4	5	.800	9	22	31	23	18	5	18	3	70
Jn10	@LA	L	1	200	31	62	.500	4	10	.400	10	14	.714	9	18	27	21	21	6	13	4	76
Jn12	@SAC	L	1	200	25	59	.424	5	16	.313	13	19	.684	9	19	28	16	20	9	13	6	68
Jn14	@SEA	W	1	200	30	62	.484	5	13	.385	7	9	.778	9	17	26	16	18	3	7	4	72
Jn17	HOU	L	1	200	26	49	.531	5	7	.714	20	23	.870	8	20	28	20	21	6	16	4	77
Jn20	@CHA	L	1	200	25	44	.568	5	10	.500	21	29	.724	8	15	23	14	17	9	21	1	76
Jn21	IND	W	1	200	23	61	.377	3	13	.231	9	16	.563	12	22	34	11	23	9	16	5	58
Jn27	PHO	W	1	200	23	61	.377	5	17	.294	8	11	.727	7	11	18	12	17	18	16	4	59
Jn29	@WAS	W	1	200	21	62	.339	3	16	.188	5	7	.714	10	18	28	12	16	6	14	2	50
Jy1	@HOU	L	1	200	29	67	.433	3	13	.231	10	12	.833	11	16	27	13	17	4	6	4	71
Jy5	CLE	L	1	200	28	55	.509	5	12	.417	18	27	.667	9	16	25	19	24	11	12	3	79
Jy8	SAC	W	1	200	22	56	.393	3	14	.214	12	19	.632	10	21	31	13	17	8	18	2	59
Jy10	CON	W	1	200	27	68	.397	9	20	.450	12	16	.750	12	19	31	19	19	9	14	1	75
Jy16	SA	W	1	200	29	67	.433	2	7	.286	18	22	.818	7	19	26	19	16	5	10	7	78
Jy17	@CLE	L	1	200	20	60	.333	5	16	.313	25	32	.781	15	17	32	12	18	9	15	4	70
Jy20	SEA	W	1	200	20	56	.357	3	13	.231	15	17	.882	8	15	23	15	24	6	15	2	58
Jy23	@CON	L	1	200	29	61	.475	4	12	.333	22	26	.846	8	25	33	14	16	11	9	3	84
Jy25	SA	W	1	200	23	60	.383	2	10	.200	6	8	.750	10	17	27	15	14	5	18	4	54
Jy26	@IND	W	1	200	21	66	.318	3	22	.136	20	27	.741	12	18	30	13	21	11	12	3	65
Jy29	@HOU	L	1	200	26	62	.419	6	15	.400	15	19	.789	6	27	33	17	10	8	11	3	73
A2	SEA	W	1	200	24	70	.343	4	14	.286	19	21	.905	17	19	36	8	20	8	12	2	71
A4	PHO	W	1	200	22	60	.367	3	11	.273	9	14	.643	12	10	22	13	22	11	11	3	56
A6	@PHO	L	1	200	19	55	.345	1	7	.143	17	24	.708	6	20	26	9	15	11	11	3	56
A8	@SEA	L	1	200	29	62	.468	1	10	.100	9	15	.600	9	18	27	13	18	7	10	10	68
A9	@SAC	W	1	200	25	60	.417	5	17	.294	18	32	.563	8	20	28	17	31	6	13	2	73
A14	LA	L	1	200	32	69	.464	5	17	.294	18	23	.783	11	20	31	22	22	14	13	5	87
A16	@SA	W	1	200	23	57	.404	1	8	.125	17	21	.810	7	18	25	9	24	6	15	7	64
A20	@PHO	W	1	200	26	60	.433	5	7	.714	9	14	.643	11	13	24	14	18	6	12	2	66
A21	@LA	L	1	200	31	58	.534	8	18	.444	18	21	.857	10	25	35	23	20	5	16	6	88
A23	DET	L	1	225	32	70	.457	4	14	.286	18	26	.692	13	33	46	19	24	11	20	6	86
Season Totals			34	6850	878	2067	.425	141	446	.316	473	633	.747	337	652	989	528	666	271	471	126	2370
Season Averages				201.5	25.8	60.8		4.1	13.1		13.9	18.6		9.9	19.2	29.1	15.5	19.6	8.0	13.9	3.7	69.7





## 2003 DAY-BY-DAY STATISTICS

Date	Opp	Score	Home	Road	Total	High Scoring	High Rebounds	High Assists	Opponent Scoring	Atten.
May 24	SAC	W 72-71	1-0	0-0	1-0	Abrosimova-23	Williams-8	Smith-6	Smith-24	10,967
May 28	LA	L 80-83	1-1	0-0	1-1	Smith-19	Williams-8	Harrower-6	Leslie-28	5,423
May 30	@San	W 75-65	1-1	1-0	2-1	Smith-21	3 Tied-7	Abrosimova-9	Dydek-20	8,845
Jun 1	HOU	W 68-64 (OT)	2-1	1-0	3-1	Sam-14	Abrosimova-7	Harrower-4	Cooper-22	6,366
Jun 6	NY	L 60-70	2-2	1-0	3-2	Smith-12	Smith-6	Harrower-4	Hammon-33	5,421
Jun 10	@LA	L 75-76	2-2	1-1	3-3	Abrosimova-20	Sam-6	Edwards-6	Leslie-19	7,844
Jun 12	@Sac	L 55-68	2-2	1-2	3-4	Williams-15	Abrosimova-10	Abrosimova-3	Smith-17	6,011
Jun 14	@Sea	W 77-72	2-2	2-2	4-4	Smith-32	Williams-9	Edwards/Sam-4	Jackson-18	6,486
Jun 17	HOU	L 68-77	2-3	2-2	4-5	Smith-27	Williams-6	Edwards-6	Thompson-30	5,543
Jun 20	@Cha	L 72-76	2-3	2-3	4-6	Williams-16	Gortman-5	Edwards-6	Feaster-17	7,558
Jun 21	IND	W 66-58	3-3	2-3	5-6	Smith-19	Sam-9	Edwards-5	Brown-20	5,755
Jun 27	PHO	W 67-59	4-3	2-3	6-6	Smith-18	Smith-7	Edwards-6	Jackson-18	6,237
Jun 29	@Was	W 59-50	4-3	3-3	7-6	Smith-19	Van Gorp-6	Edwards-4	Sanford-10	13,684
Jul 1	@Hou	L 69-71	4-3	3-4	7-7	Abrosimova-21	Smith-6	3 Tied-3	Swoopes-19	6,848
Jul 5	CLE	L 71-79	4-4	3-4	7-8	Smith-21	3 Tied-4	Harrower-7	Jackson-30	5,240
Jul 8	SAC	W 77-59	5-4	3-4	8-8	Smith-26	Abrosimova-8	Edwards-6	Griffith-17	5,113
Jul 10	CON	W 83-75	6-4	3-4	9-8	Smith-34	Williams-12	Edwards-8	Wyckoff/Palmer-17	5,444
Jul 16	SAN	W 85-78	7-4	3-4	10-8	Smith-27	Williams-12	Edwards-7	3 Tied-18	11,192
Jul 17	@Cle	L 61-70	7-4	3-5	10-9	Smith-22	Van Gorp-10	Edwards-5	Taylor-16	6,876
Jul 20	SEA	W 69-58	8-4	3-5	11-9	Smith-19	Smith-6	Sam-8	Jackson-30	6,992
Jul 23	@Con	L 70-84	8-4	3-6	11-10	Smith-20	Adams-10	Edwards/Sam-3	S. Johnson-20	7,099
Jul 25	SAN	W 81-54	9-4	3-6	12-10	Smith-23	Williams-7	Edwards/Harrower-5	Ferdinand-19	7,656
Jul 26	@Ind	W 70-65	9-4	4-6	13-10	Smith-21	Burse-9	Edwards-8	Catchings-20	9,191
Jul 29	@Hou	L 58-73	9-4	4-7	13-11	Sam-16	Burse-9	Edwards-5	Arcaín-20	7,179
Aug 2	SEA	W 73-71	10-4	4-7	14-11	Burse-20	Burse-12	Edwards-8	Bird-17	6,555
Aug 4	PHO	W 61-56	11-4	4-7	15-11	Sam-18	Sam-7	3 Tied-3	Jackson/Harrison-14	5,223
Aug 6	@Pho	L 49-56	11-4	4-8	15-12	Williams-12	Burse-9	Edwards-4	DeForge-15	8,282
Aug 8	@Sea	L 65-68	11-4	4-9	15-13	Smith-20	Williams-12	3 Tied-1	Jackson-16	8,494
Aug 9	@Sac	W 77-73	11-4	5-9	16-13	Smith-27	Abrosimova/Edwards-6	Edwards-7	Walker-18	10,209
Aug 14	LA	L 83-87	11-5	5-9	16-14	Abrosimova-15	Burse-7	Smith-6	Milton-21	8,379
Aug 16	@San	W 73-64	11-5	6-9	17-14	Smith-17	Abrosimova-10	Edwards-7	Goodson-20	11,890
Aug 20	@Pho	W 69-66	11-5	7-9	18-14	Burse/Smith-16	Williams-7	Edwards/Smith-4	DeForge-18	9,757
Aug 21	@Los	L 65-88	11-5	7-10	18-15	Abrosimova-15	Abrosimova-5	Harrower-6	Teasley-17	8,784
Aug 23	DET	L 77-86 (OT)	11-6	7-10	18-16	Smith-19	Williams-8	Williams-5	Holland-Corn-19	12,747





# 2003 SEASON SUMMARY

	RECORD	HOME	ROAD	OT
OVERALL	18-16	11-6	7-10	1-1
EASTERN	4-6	2-3	2-3	0-1
WESTERN	14-10	9-3	5-7	1-0

## TEAM WINNING & LOSING STREAKS:

	OVERALL	HOME	ROAD
	Loss-2	Loss-2	Loss-1
Long:	Win-3	Win-7	Win-3
	Loss-3	Loss-2	Loss-3
Last:	Win: 08/20 @ PHO 69-66	Win: 08/04 vs. PHO 61-56	Win: 08/20 @ PHO 69-66
	Loss: 08/23 vs. DET 77-86	Loss: 08/23 vs. DET 77-86	Loss: 08/21 @ LA 65-88

MONTH	W/L	OFFENSE	vs. OPP	HOME ATTENDANCE
May	2-1	70+ 11-7	.500+ 10-11	17 Games
June	5-5	70< 7-9	.500< 8-5	120,253 Total
July	6-5	DEFENSE		7,074 Average
Aug.	5-5	70+ 6-13		12,747 High
		70< 12-3		

MARGINS	1	2	3	4	5	6	7	8	9	10	11	12	13	14	15	16	17	18	19	20	21	22	23	24	25	26	27	28	29	30+
WON BY:	1	1	1	2	3		1	3	2	1	1							1									1			
LOST BY:	1	1	2	2			1	1	3	1			1	1	1								1							

At Start Of:		OVERALL	HOME	ROAD	ROAD	FG%	OVERALL	HOME-ROAD
					-44%	5-12	3-4	2-8
2nd Half	Ahead:	11-5	7-2	4-3	45-49%	8-1	4-1	4-0
	Behind:	6-10	4-4	2-6	50-54%	5-3	4-1	1-2
	Tied:	1-1	0-0	1-1	55-59%	0-0	0-0	0-0
					+60%	0-0	0-0	0-0



## 2002 TEAM ROSTER



No.	Player	Pos	Ht	Wt	Birthdate	College	Yrs
25	Svetlana Abrosimova	F	6-2	169	07/09/80	Connecticut '01	1
33	Janel Burse	C	6-5	199	05/19/79	Tulane '01	1
32	Shaunzinski Gortman	G	6-1	156	12/07/79	South Carolina '02	1
8	Kristi Harrower	G	5-4	139	03/04/75	Australia	3
10	Lindsey Meder	G	5-8	135	09/16/79	Iowa '02	R
21	Tamara Moore	G	5-11	167	04/11/80	Wisconsin '02	R
34	Lynn Pride	F	6-2	180	10/16/78	Kansas '00	2
23	Georgia Schweitzer	G	6-0	160	01/31/79	Duke '01	1
30	Katie Smith	G	5-11	167	06/04/74	Ohio State '96	3
3	Shanele Stires	F	5-11	208	05/21/72	Kansas St. '95	2
31	Michele Van Gorp	C	6-6	178	05/10/77	Duke '99	3
20	Tamika Williams	F	6-2	205	04/12/80	Connecticut '02	R

**Head Coach:** Heidi VanDerveer (College of Charleston)

**Assistant Coaches:** Kelly Kramer (Okla. Baptist)

## 2002 STARTING LINEUPS

Game #s	Forward	Forward	Center	Guard	Guard	Rec
1	Abrosimova	Williams	Van Gorp	Lennox	Gortman	0-1
2-4	Abrosimova	Williams	Whiting-Ray	Schweitzer	Smith	2-1
5-9	Abrosimova	Pride	Williams	Schweitzer	Smith	2-3
10-11	Abrosimova	Pride	Williams	Harrower	Smith	0-2
12	Gortman	Pride	Williams	Harrower	Smith	0-1
13-14	Abrosimova	Williams	Burse	Moore	Smith	2-0
15, 17-21	Abrosimova	Pride	Williams	Moore	Smith	0-6
16	Abrosimova	Pride	Van Gorp	Moore	Smith	0-1
22-27, 29	Abrosimova	Williams	Van Gorp	Moore	Smith	3-4
28	Schweitzer	Williams	Van Gorp	Moore	Smith	1-0
30-32	Smith	Williams	Van Gorp	Harrower	Moore	0-3





## 2002 FINAL STATISTICS

PLAYER	G	GS	MIN	Field Goals			3-Point FG			Free Throws			Rebounds			AST	PF	DQ	STL	TO	BLK	PTS	AVG
				FG	FGA	PCT	FG	FGA	PCT	FT	FTA	PCT	OFF	DEF	TOT								
Smith	31	31	1138	162	401	.404	62	188	.330	126	153	.824	24	68	92	79	87	2	32	70	7	512	16.5
Abrosimova	27	27	805	119	316	.377	20	60	.333	56	116	.483	45	101	146	60	73	0	42	92	10	314	11.6
Williams	31	31	1023	124	221	.561	3	11	.273	63	108	.583	96	133	229	51	57	0	44	74	13	314	10.1
Moore (TOT)	31	23	736	71	197	.360	28	77	.364	54	63	.857	23	60	83	88	81	0	30	85	9	224	7.2
Moore (MIN)	26	20	653	63	172	.366	26	68	.382	44	53	.830	20	56	76	78	65	0	23	74	9	196	7.5
Van Gorp	22	13	352	41	90	.456	2	7	.286	16	22	.727	29	35	64	14	53	2	6	20	11	100	4.5
Schweitzer	30	9	509	42	87	.483	14	33	.424	26	30	.867	7	44	51	37	47	1	15	27	5	124	4.1
Pride	31	15	589	57	148	.385	1	10	.100	8	17	.471	25	78	103	43	73	1	25	47	25	123	4.0
Harrower	27	6	481	37	95	.389	18	54	.333	4	10	.400	9	37	46	54	24	0	12	28	0	96	3.6
Gortman	29	2	369	35	97	.361	14	43	.326	7	9	.778	16	45	61	21	42	0	13	25	6	91	3.1
Burse	31	2	344	31	83	.373	0	1	.000	21	36	.583	29	31	60	7	60	0	7	18	13	83	2.7
Stires	9	0	22	2	4	.500	1	2	.500	1	2	.500	4	2	6	1	3	0	0	2	1	6	0.7
<b>LYNX</b>	<b>32</b>		<b>6475</b>	<b>727</b>	<b>1775</b>	<b>.410</b>	<b>166</b>	<b>500</b>	<b>.332</b>	<b>383</b>	<b>578</b>	<b>.663</b>	<b>309</b>	<b>650</b>	<b>959</b>	<b>466</b>	<b>617</b>	<b>7</b>	<b>226</b>	<b>529</b>	<b>102</b>	<b>2003</b>	<b>62.6</b>
<b>OPPONENTS</b>	<b>32</b>		<b>6475</b>	<b>747</b>	<b>1807</b>	<b>.413</b>	<b>141</b>	<b>389</b>	<b>.362</b>	<b>469</b>	<b>613</b>	<b>.765</b>	<b>302</b>	<b>612</b>	<b>914</b>	<b>495</b>	<b>618</b>	<b>4</b>	<b>273</b>	<b>465</b>	<b>117</b>	<b>2104</b>	<b>65.8</b>

PLAYER	Single-Game Highs							Average Per Game							Career Highs (C=Set, T=Tied This Season)						
	MIN	REB	AST	ST	TO	BL	PTS	MIN	REB	AST	STL	TO	BLK	PTS	FG	FGA	FT	FTA	REB	AST	PTS
Smith	44	7	6	3	5	1	28	36.7	3.0	2.5	1.03	2.3	0.23	16.5	13	23	18	19	10	8	46
Abrosimova	42	13	5	5	8	2	26	29.8	5.4	2.2	1.56	3.4	0.37	11.6	10C	23	12	18C	15	5C	27
Williams	41	12	4	6	6	2	19	33.0	7.4	1.6	1.42	2.4	0.42	10.1	9C	15C	6C	8C	12C	4C	19C
Moore (TOT)	41	7	7	3	8	2	22	23.7	2.7	2.8	0.97	2.7	0.29	7.2	7C	13C	8C	8C	7C	7C	22C
Moore (MIN)	41	7	7	3	8	2	19	25.1	2.9	3.0	0.88	2.8	0.35	7.5							
Van Gorp	27	8	3	1	3	2	18	16.0	2.9	0.6	0.27	0.9	0.50	4.5	8C	11C	5	6	8C	4	18C
Schweitzer	38	6	5	4	3	3	17	17.0	1.7	1.2	0.50	0.9	0.17	4.1	7C	14	4C	4T	8	6	17C
Pride	31	8	5	2	4	3	9	19.0	3.3	1.4	0.81	1.5	0.81	4.0	6	11T	6	8	8T	5C	13
Harrower	34	5	6	3	3	0	9	17.8	1.7	2.0	0.44	1.0	0.00	3.6	5	9C	12	12	6	9	20
Gortman	30	6	2	3	5	2	14	12.7	2.1	0.7	0.45	0.9	0.21	3.1	5C	11C	2C	3C	6C	2C	14C
Burse	24	6	2	2	3	3	10	11.1	1.9	0.2	0.23	0.6	0.42	2.7	4C	8C	6	7	6T	2T	12
Stires	7	3	1	0	1	1	5	2.4	0.7	0.1	0.00	0.2	0.11	0.7	4	11	2	2T	7	3	9
<b>LYNX</b>	<b>225</b>	<b>41</b>	<b>21</b>	<b>14</b>	<b>25</b>	<b>9</b>	<b>85</b>	<b>202.3</b>	<b>30.0</b>	<b>14.6</b>	<b>7.06</b>	<b>16.5</b>	<b>3.19</b>	<b>62.6</b>	<b>32</b>	<b>76C</b>	<b>37</b>	<b>43</b>	<b>47</b>	<b>25</b>	<b>95</b>
<b>OPPONENTS</b>	<b>225</b>	<b>40</b>	<b>22</b>	<b>16</b>	<b>28</b>	<b>9</b>	<b>87</b>	<b>202.3</b>	<b>28.6</b>	<b>15.5</b>	<b>8.53</b>	<b>14.5</b>	<b>3.66</b>	<b>65.8</b>	<b>35</b>	<b>83</b>	<b>28C</b>	<b>36C</b>	<b>47</b>	<b>24</b>	<b>100</b>



## 2002 OFFENSIVE GAME-BY-GAME STATISTICS

Date	Opponent	W/L	G	MIN	Field Goals			3-Point FG			Free Throws			Rebounds			AST	PF	STL	TO	BLK	PTS
					FG	FGA	PCT	FG	FGA	PCT	FT	FTA	PCT	OFF	DEF	TOT						
M25	UTA	L	1	225	25	76	.329	6	22	.273	19	32	.594	22	19	41	14	31	12	17	4	75
M28	@MIA	W	1	200	20	36	.556	6	10	.600	20	27	.741	5	19	24	13	24	4	23	0	66
Jn1	@SAC	W	1	200	23	57	.404	5	11	.455	12	22	.545	5	22	27	15	21	7	13	2	63
Jn4	@SEA	L	1	225	27	61	.443	5	11	.455	9	16	.563	9	20	29	16	27	10	20	4	68
Jn8	LA	L	1	200	25	59	.424	6	23	.261	16	31	.516	8	22	30	17	19	7	12	3	72
Jn11	SAC	W	1	200	24	53	.453	5	11	.455	19	24	.792	5	24	29	14	17	7	18	5	72
Jn13	POR	W	1	200	26	61	.426	2	12	.167	6	15	.400	16	24	40	18	17	6	11	2	60
Jn15	@HOU	L	1	200	19	54	.352	6	15	.400	6	8	.750	7	21	28	10	15	14	14	4	50
Jn18	@POR	L	1	200	19	50	.380	5	13	.385	8	20	.400	9	18	27	10	15	9	13	7	51
Jn21	@LA	L	1	200	23	57	.404	8	21	.381	10	15	.667	7	23	30	15	27	6	18	2	64
Jn23	@PHO	L	1	200	21	56	.375	5	14	.357	14	26	.538	14	20	34	14	21	10	20	2	61
Jn25	HOU	L	1	200	18	48	.375	9	19	.474	10	11	.909	9	17	26	13	19	4	15	2	55
Jn29	ORL	W	1	200	25	60	.417	8	15	.533	9	16	.563	15	18	33	19	15	8	17	3	67
Jy1	DET	W	1	225	29	66	.439	6	17	.353	21	31	.677	9	15	24	20	17	12	15	2	85
Jy3	WAS	L	1	200	24	53	.453	4	13	.308	11	19	.579	9	16	25	15	16	7	14	1	63
Jy5	@UTA	L	1	200	19	58	.328	4	16	.250	14	20	.700	4	19	23	11	33	5	15	3	56
Jy10	POR	L	1	200	21	40	.525	3	8	.375	27	38	.711	5	28	33	11	18	5	24	2	72
Jy12	@DET	L	1	200	26	56	.464	5	18	.278	12	18	.667	11	20	31	15	18	5	22	3	69
Jy13	@CHA	L	1	200	21	45	.467	6	14	.429	12	14	.857	7	17	24	15	16	10	18	5	60
Jy17	CLE	L	1	200	20	59	.339	5	23	.217	3	6	.500	11	19	30	15	21	5	16	7	48
Jy19	MIA	L	1	200	21	60	.350	3	19	.158	13	15	.867	11	23	34	15	12	8	13	3	58
Jy24	UTA	W	1	200	28	61	.459	3	10	.300	11	14	.786	10	26	36	21	19	3	18	5	70
Jy26	@IND	L	1	200	26	54	.481	7	18	.389	4	10	.400	11	21	32	17	20	6	24	3	63
Jy28	@SAC	L	1	200	24	62	.387	5	18	.278	3	10	.300	12	14	26	12	22	5	8	1	56
Jy29	@PHO	L	1	200	16	50	.320	2	11	.182	11	14	.786	10	26	36	11	17	8	25	5	45
Jy31	@SEA	L	1	200	19	56	.339	3	16	.188	22	28	.786	12	19	31	10	24	9	18	4	63
A2	PHO	W	1	200	31	57	.544	8	14	.571	5	9	.556	10	21	31	20	15	7	15	9	75
A4	SEA	W	1	200	29	61	.475	6	15	.400	9	14	.643	13	24	37	17	17	5	14	2	73
A6	@NY	W	1	200	15	47	.319	4	17	.235	18	19	.947	9	20	29	8	16	9	17	1	52
A9	CHA	L	1	200	22	56	.393	4	19	.211	14	16	.875	9	16	25	17	19	3	13	2	62
A11	LA	L	1	200	21	52	.404	7	16	.438	9	10	.900	7	16	23	15	9	3	11	2	58
A13	@HOU	L	1	200	20	54	.370	5	21	.238	6	10	.600	8	23	31	13	20	7	18	2	51
Season Totals		32	6475	727	1775	.410	166	500	.332	383	578	.663	309	650	959	466	617	226	529	102	2003	
Season Averages				202.3	22.7	55.5		5.2	15.6		12.0	18.1		9.7	20.3	30.0	14.6	19.3	7.1	16.5	3.2	62.6



## 2002 DEFENSIVE GAME-BY-GAME STATISTICS

Date	Opponent	W/L	G	MIN	Field Goals			3-Point FG			Free Throws			Rebounds				PF	STL	TO	BLK	PTS
					FG	FGA	PCT	FG	FGA	PCT	FT	FTA	PCT	OFF	DEF	TOT	AST					
M25	UTA	L	1	225	25	52	.481	4	8	.500	25	35	.714	9	25	34	16	27	8	28	5	79
M28	@MIA	W	1	200	22	59	.373	3	18	.167	16	26	.615	13	8	21	15	28	13	10	2	63
Jn1	@SAC	W	1	200	23	58	.397	1	5	.200	14	19	.737	8	24	32	17	20	4	16	9	61
Jn4	@SEA	L	1	225	26	62	.419	3	12	.250	23	25	.920	10	22	32	17	20	10	15	1	78
Jn8	LA	L	1	200	27	60	.450	5	16	.313	17	24	.708	9	24	33	17	26	5	13	2	76
Jn11	SAC	W	1	200	19	59	.322	5	11	.455	20	24	.833	12	21	33	15	26	9	17	2	63
Jn13	POR	W	1	200	16	57	.281	4	19	.211	10	15	.667	9	20	29	10	18	7	11	5	46
Jn15	@HOU	L	1	200	19	51	.373	5	14	.357	8	12	.667	10	22	32	16	7	8	17	4	51
Jn18	@POR	L	1	200	22	60	.367	6	13	.462	9	15	.600	13	23	36	15	19	7	18	3	59
Jn21	@LA	L	1	200	24	63	.381	4	15	.267	21	27	.778	10	21	31	14	18	10	12	2	73
Jn23	@PHO	L	1	200	25	50	.500	2	4	.500	18	22	.818	4	19	23	13	21	10	18	4	70
Jn25	HOU	L	1	200	24	54	.444	7	12	.583	18	23	.783	12	14	26	18	18	10	7	4	73
Jn29	ORL	W	1	200	22	58	.379	6	17	.353	9	11	.818	12	17	29	13	20	6	18	5	59
Jy1	DET	W	1	225	30	57	.526	2	6	.333	18	20	.900	13	25	38	22	26	6	27	2	80
Jy3	WAS	L	1	200	24	55	.436	7	17	.412	9	11	.818	11	20	31	19	19	8	16	5	64
Jy5	@UTA	L	1	200	28	55	.509	3	8	.375	28	36	.778	7	25	32	18	24	4	13	6	87
Jy10	POR	L	1	200	27	64	.422	4	12	.333	17	20	.850	8	17	25	17	29	12	11	1	75
Jy12	@DET	L	1	200	24	56	.429	4	10	.400	20	22	.909	7	15	22	17	14	13	15	4	72
Jy13	@CHA	L	1	200	21	50	.420	8	20	.400	13	18	.722	7	16	23	14	18	12	14	0	63
Jy17	CLE	L	1	200	22	59	.373	2	8	.250	12	16	.750	13	27	40	11	10	11	13	4	58
Jy19	MIA	L	1	200	25	56	.446	5	12	.417	6	8	.750	7	20	27	17	16	7	13	2	61
Jy24	UTA	W	1	200	23	67	.343	3	11	.273	13	19	.684	13	13	26	13	19	7	11	4	62
Jy26	@IND	L	1	200	25	53	.472	6	15	.400	17	24	.708	4	13	17	17	16	16	12	5	73
Jy28	@SAC	L	1	200	23	53	.434	5	12	.417	15	20	.750	11	23	34	12	12	5	13	5	66
Jy29	@PHO	L	1	200	21	58	.362	2	7	.286	13	16	.813	11	17	28	15	13	11	15	5	57
Jy31	@SEA	L	1	200	25	60	.417	7	21	.333	18	24	.750	11	23	34	15	21	8	17	7	75
A2	PHO	W	1	200	21	59	.356	2	9	.222	7	9	.778	10	12	22	15	16	7	15	2	51
A4	SEA	W	1	200	22	54	.407	4	15	.267	12	14	.857	6	16	22	17	21	9	8	8	60
A6	@NY	W	1	200	19	52	.365	2	9	.222	9	13	.692	9	17	26	13	20	9	16	1	49
A9	CHA	L	1	200	23	48	.479	8	12	.667	14	18	.778	8	16	24	15	25	6	14	3	68
A11	LA	L	1	200	27	56	.482	7	12	.583	8	8	1.000	9	18	27	16	16	5	10	3	69
A13	@HOU	L	1	200	23	52	.442	5	9	.556	12	19	.632	6	19	25	16	15	10	12	2	63
Season Totals			32	6475	747	1807	.413	141	389	.362	469	613	.765	302	612	914	495	618	273	465	117	2104
Season Averages				202.3	23.3	56.5		4.4	12.2		14.7	19.2		9.4	19.1	28.6	15.5	19.3	8.5	14.5	3.7	65.8



## 2002 DAY-BY-DAY STATISTICS

Date	Opp	Score	Home	Road	Total	High Scoring	High Rebounds	High Assists	Opponent Scoring	Atten.
May 25	UTA	L 75-79 (OT)	0-1	0-0	0-1	Williams-11	Williams-11	Abros./Williams-4	Goodson-20	11,481
May 28	@MIA	W 66-63	0-1	1-0	1-1	Abrosimova-21	Williams-7	Lennox-5	Moore-22	9,130
Jun 1	@SAC	W 63-61	0-1	2-0	2-1	Smith-23	Williams-7	Schweitzer-4	Smith-18	17,317
Jun 4	@SEA	L 68-78 (OT)	0-1	2-1	2-2	Abrosimova-16	Abros./Williams-6	Abros./Schweitzer-4	Bird-27	4,318
Jun 8	LA	L 72-76	0-2	2-1	2-3	Abrosimova-23	Abros./Williams-6	Schweitzer-4	Mabika-21	6,448
Jun 11	SAC	W 72-63	1-2	2-1	3-3	Smith-22	Pride/Williams-7	Smith-5	Holland-Corn-17	5,373
Jun 13	POR	W 60-46	2-2	2-1	4-3	Smith-17	Abrosimova-13	Williams-4	Walker-10	11,217
Jun 15	@HOU	L 50-51	2-2	2-2	4-4	Abros./Williams-17	Pride/Williams-7	Pride-3	Gibson-13	8,774
Jun 18	@POR	L 51-59	2-2	2-3	4-5	Smith-13	Abros./Williams-7	Smith-3	Jackson-14	6,556
Jun 21	@LA	L 64-73	2-2	2-4	4-6	Smith-27	Williams-9	Harrower-6	Leslie-23	9,112
Jun 23	@PHO	L 61-70	2-2	2-5	4-7	Williams-19	Williams-12	Moore/Harrower-3	Harrison-14	7,623
Jun 25	HOU	L 55-73	2-3	2-5	4-8	Moore-16	Williams-8	Moore-5	Thompson/Swoopes-18	6,111
Jun 29	ORL	W 67-59	3-3	2-5	5-8	Smith-25	Abrosimova-10	Abrosimova-5	Douglas-16	5,565
Jul 1	DET	W 85-80 (OT)	4-3	2-5	6-8	Smith-28	Williams-11	Moore-7	Cash-16	5,482
Jul 3	WAS	L 63-64	4-4	2-5	6-9	Smith-18	Moore-7	3 Tied-3	C.Miller-22	5,197
Jul 5	@UTA	L 56-87	4-4	2-6	6-10	Gortman-14	Pride-8	Moore-4	Williams/Ferdinand-14	7,165
Jul 10	POR	L 72-75	4-5	2-6	6-11	Smith-21	Abros./Williams-9	Pride-3	Walker-21	12,108
Jul 12	@DET	L 69-72	4-5	2-7	6-12	Smith-27	Williams-7	Abros./Harrower-4	Cash-18	8,437
Jul 13	@CHA	L 60-63	4-5	2-8	6-13	Abrosimova-17	Pride-7	Pride-5	Sutton-Brown-13	5,619
Jul 17	CLE	L 48-58	4-6	2-8	6-14	Moore-14	Williams-8	Moore-6	Wauters-14	5,087
Jul 19	MIA	L 58-61	4-7	2-8	6-15	Smith-12	VanGorp-6	Moore-6	Brondello/Sam-11	5,370
Jul 24	UTA	W 70-62	5-7	2-8	7-15	Smith-20	Abrosimova-12	Moore-6	Azzi/Ferdinand-13	7,326
Jul 26	@IND	L 63-73	5-7	2-9	7-16	Moore-19	Abrosimova-11	Pride-4	Catchings-23	8,973
Jul 28	@SAC	L 56-66	5-7	2-10	7-17	Smith-19	Moore-7	Moore-3	Griffith/Smith-21	6,778
Jul 29	@PHO	L 45-57	5-7	2-11	7-18	Abrosimova-13	VanGorp-8	Smith-4	Saunders/Williams-12	9,177
Jul 31	@SEA	L 63-75	5-7	2-12	7-19	Smith-13	3 Tied-6	Moore-4	Bird-22	9,686
Aug 2	PHO	W 75-51	6-7	2-12	8-19	Smith-22	Abrosimova-6	Schweitzer/Smith-5	Gillom-12	12,544
Aug 4	SEA	W 73-60	7-7	2-12	9-19	Schweitzer/Smith-17	Williams-9	Moore/Smith-5	Jackson-19	6,777
Aug 6	@NY	W 52-49	7-7	3-12	10-19	Williams-13	Williams-7	Harrower-3	Phillips-17	14,062
Aug 9	CHA	L 62-68	7-8	3-12	10-20	Smith-24	Williams-8	Harrower-5	Miller-15	7,202
Aug 11	LA	L 58-69	7-9	3-12	10-21	Schweitzer/Smith-13	Williams-6	Smith-6	Mabika-16	11,822
Aug 13	@HOU	L 51-63	7-9	3-13	10-22	Moore-11	Williams-8	Smith-4	Williams-15	11,618





# 2002 SEASON SUMMARY

	RECORD	HOME	ROAD	OT
OVERALL	10-22	7-9	3-13	1-2
EASTERN	4-7	2-4	2-3	1-0
WESTERN	6-15	5-5	1-10	0-2

## TEAM WINNING & LOSING STREAKS:

	OVERALL	HOME	ROAD
	Loss-3	Loss-2	Loss-1
Long:	Win-3	Win-3	Win-2
	Loss-7	Loss-4	Loss-12
Last:	Win: 08/06 @ NY 52-49	Win: 08/04 vs. SEA 73-60	Win: 08/06 @ NY 52-49
	Loss: 08/13 @ HOU 51-63	Loss: 08/11 vs. LA 58-69	Loss: 08/13 @ HOU 51-63


MONTH	W/L	OFFENSE	vs. OPP	HOME ATTENDANCE
May	1-1	70+ 5-3	.500+ 4-14	16 Games
June	4-7	70< 5-19	.500< 4-7	125,110 Total
July	2--11	DEFENSE		7,810 Average
Aug.	3-3	70+ 1-11		12,544 High
		70< 9-11		

MARGINS	1	2	3	4	5	6	7	8	9	10	11	12	13	14	15	16	17	18	19	20	21	22	23	24	25	26	27	28	29	30+
WON BY:		1	2		1			2	1				1	1										1						
LOST BY:		2		4	2		1	1	2	4	1	3					1													1

At Start Of:		OVERALL	HOME	ROAD	ROAD	FG%	OVERALL	HOME-ROAD
					-44%	5-17	3-7	2-10
2nd Half	Ahead:	6-6	5-2	1-4	45-49%	3-4	3-1	0-3
	Behind:	4-15	2-7	2-8	50-54%	1-1	1-1	0-0
	Tied:	0-1	0-0	0-1	55-59%	1-0	0-0	1-0
					+60%	0-0	0-0	0-0



## 2001 TEAM ROSTER



No.	Player	Pos	Ht	Wt	Birthdate	College	Yrs
25	Svetlana Abrosimova	F	6-2	169	07/09/80	Connecticut '01	R
11	Erin Buescher	G	6-2	181	06/05/79	The Master's College '01	R
33	Janell Burse	C	6-5	199	05/17/79	Tulane '01	R
8	Kristi Harrower	G	5-4	139	03/04/75	Australia	2
22	Betty Lennox	G	5-8	145	12/04/76	Louisiana Tech '00	1
13	Maylana Martin	F	6-2	174	04/17/78	UCLA '00	1
7	Kate Paye	G	5-8	150	03/06/74	Stanford '95	1
34	Lynn Pride	F	6-2	180	10/16/78	Kansas '00	1
23	Georgia Schweitzer	G	6-0	160	01/31/79	Duke '01	R
30	Katie Smith	G	5-11	175	06/04/74	Ohio State '96	2
3	Shanele Stires	F	5-11	208	05/21/72	Kansas St. '95	1
31	Michele Van Gorp	C	6-6	187	05/10/77	Duke '99	2
52	Val Whiting-Raymond	F	6-2	190	02/09/72	Stanford '93	1

**Head Coach:** Brian Agler (Wittenberg)

**Assistant Coaches:** Kelly Kramer (Okla. Baptist), Heidi VanDerveer (College of Charleston)

## 2001 STARTING LINEUPS

Game #s	Forward	Forward	Center	Guard	Guard	Rec
1	Smith	Buescher	Whiting	Paye	Lennox	1-0
2	Smith	Whiting	Martin	Harrower	Lennox	0-1
3-4	Smith	Whiting	Martin	Paye	Lennox	0-2
5-6	Stires	Pride	Whiting	Smith	Lennox	1-1
7-8	Stires	Pride	Whiting	Smith	Buescher	1-1
9-11	Abrosimova	Buescher	Whiting	Paye	Smith	2-1
12, 15	Abrosimova	Buescher	Martin	Paye	Smith	0-2
13, 16	Abrosimova	Pride	Martin	Smith	Buescher	1-1
14	Stires	Buescher	Whiting	Paye	Smith	0-1
17-20, 22	Abrosimova	Buescher	Martin	Schweitzer	Smith	1-4
21	Abrosimova	Buescher	Pride	Schweitzer	Smith	0-1
23-24	Abrosimova	Buescher	Whiting	Schweitzer	Smith	0-2
25	Abrosimova	Whiting	Van Gorp	Paye	Smith	1-0
26-30, 32	Abrosimova	Pride	Van Gorp	Paye	Smith	3-3
31	Abrosimova	Pride	Van Gorp	Smith	Lennox	1-0





2001 FINAL STATISTICS

PLAYER	G	GS	MIN	Field Goals			3-Point FG			Free Throws			Rebounds			AST	PF	DQ	STL	TO	BLK	PTS	AVG
				FG	FGA	PCT	FG	FGA	PCT	FT	FTA	PCT	OFF	DEF	TOT								
Smith	32	32	1234	204	519	.393	85	240	.354	246	275	.895	40	82	122	70	94	0	23	87	5	739	23.1
Abrosimova	26	23	846	114	293	.389	19	76	.250	96	132	.727	43	131	174	53	70	2	42	85	9	343	13.2
Lennox	11	7	241	41	110	.373	20	52	.385	19	20	.950	13	41	54	16	29	0	10	25	4	121	11.0
Buescher	32	19	725	64	184	.348	8	29	.276	47	76	.618	42	76	118	62	101	2	27	65	29	183	5.7
Pride	32	14	713	68	174	.391	1	4	.250	33	55	.600	47	99	146	28	77	2	28	46	20	170	5.3
Harrower	4	1	72	7	15	.467	3	6	.500	4	4	1.000	1	3	4	11	4	0	3	3	0	21	5.3
Schweitzer	24	8	423	33	103	.320	8	43	.186	13	17	.765	15	35	50	34	34	1	11	17	6	87	3.6
Whiting-Raymond	26	15	462	24	90	.267	0	1	.000	40	54	.741	25	58	83	16	62	0	15	34	14	88	3.4
Martin	31	12	494	35	103	.340	6	18	.333	19	31	.613	27	59	86	19	87	2	17	37	15	95	3.1
Paye	32	16	652	30	78	.385	20	56	.357	11	16	.688	7	54	61	97	55	0	21	46	0	91	2.8
Stires	18	5	201	20	53	.377	6	25	.240	5	7	.714	10	17	27	14	26	0	8	19	4	51	2.8
Burse	20	0	169	16	48	.333	0	1	.000	15	20	.750	23	19	42	5	20	0	2	20	15	47	2.4
Van Gorp	22	8	243	15	40	.375	0	1	.000	11	20	.550	15	19	34	12	36	0	3	18	6	41	1.9
LYNX	32		6475	671	1810	.371	176	552	.319	559	727	.769	308	693	1001	437	695	9	210	507	127	2077	64.9
OPPONENTS	32		6475	752	1927	.390	153	472	.324	499	624	.800	328	688	1016	511	719	7	259	470	126	2156	67.4

PLAYER	Single-Game Highs							Average Per Game							Career Highs (C=Set, T=Tied This Season)						
	MIN	REB	AST	ST	TO	BL	PTS	MIN	REB	AST	STL	TO	BLK	PTS	FG	FGA	FT	FTA	REB	AST	PTS
Smith	45	10	8	2	7	1	46	38.6	3.8	2.2	0.72	2.7	0.16	23.1	13C	23C	18C	19C	10C	8C	46C
Abrosimova	41	15	4	3	9	2	27	32.5	6.7	2.0	1.62	3.3	0.35	13.2	9C	23C	12C	16C	15C	4C	27C
Lennox	36	11	3	3	7	2	18	21.9	4.9	1.5	0.91	2.3	0.36	11.0	11	22	7T	10	12	8	31
Buescher	37	9	4	3	6	3	16	22.7	3.7	1.9	0.84	2.0	0.91	5.7	6C	12C	5C	7C	9C	4C	16C
Pride	35	8	4	6	3	4	13	22.3	4.6	0.9	0.88	1.4	0.63	5.3	6C	11C	6	8	8C	4T	13C
Harrower	29	2	4	2	2	0	13	18.0	1.0	2.8	0.75	0.8	0.00	5.3	5	7T	12	12	6	9	20
Schweitzer	38	8	6	3	4	2	14	17.6	2.1	1.4	0.46	0.7	0.25	3.6	6C	14C	2C	4C	8C	6C	14C
Whiting-Raymond	29	9	3	2	3	2	13	17.8	3.2	0.6	0.58	1.3	0.54	3.4	6	17	6	10	16	5	13C
Martin	32	9	2	2	3	3	14	15.9	2.8	0.6	0.55	1.2	0.48	3.1	6	12	6C	7C	9C	4	14T
Paye	39	6	8	3	4	0	11	20.4	1.9	3.0	0.66	1.4	0.00	2.8	4C	8C	4C	4C	6C	8C	11C
Stires	35	7	3	2	5	3	9	11.2	1.5	0.8	0.44	1.1	0.22	2.8	4T	11C	2T	2T	7C	3C	9T
Burse	21	6	2	1	3	4	12	8.4	2.1	0.3	0.10	1.0	0.75	2.4	3C	7C	6C	7C	6C	2C	12C
Van Gorp	29	5	4	1	4	2	8	11.0	1.5	0.5	0.14	0.8	0.27	1.9	7	10	5	6	6	4C	16
LYNX	225	47	20	12	23	8	95	202.3	31.3	13.7	6.56	15.8	3.97	64.9	32	71T	37C	43C	47C	25	95C
OPPONENTS	225	47	24	14	25	9	100	202.3	31.8	16.0	8.09	14.7	3.94	67.4	35C	83C	25C	31C	47C	24C	100C



## 2001 OFFENSIVE GAME-BY-GAME STATISTICS

Date	Opponent	W/L	G	MIN	Field Goals			3-Point FG			Free Throws			Rebounds			AST	PF	STL	TO	BLK	PTS
					FG	FGA	PCT	FG	FGA	PCT	FT	FTA	PCT	OFF	DEF	TOT						
M31	@POR	W	1	200	26	60	.433	10	18	.556	20	23	.870	10	19	29	11	28	6	11	4	82
Jn2	PHO	L	1	200	23	58	.397	8	17	.471	26	31	.839	11	21	32	17	25	6	18	1	80
Jn9	LA	L	1	200	24	64	.375	6	21	.286	6	8	.750	6	23	29	17	18	6	9	4	60
Jn12	IND	L	1	200	22	60	.367	1	15	.067	15	22	.682	7	25	32	14	28	5	14	3	60
Jn16	@IND	L	1	200	20	49	.408	8	22	.364	17	27	.630	10	21	31	11	26	4	18	6	65
Jn17	@DET	W	1	200	26	55	.473	9	18	.500	10	13	.769	11	21	32	7	24	6	15	3	71
Jn22	MIA	W	1	200	23	55	.418	5	14	.357	12	16	.750	8	23	31	15	14	5	16	5	63
Jn23	@UTA	L	1	200	25	71	.352	8	26	.308	22	29	.759	19	16	35	13	23	12	11	3	80
Jn25	@WAS	W	1	200	18	52	.346	6	15	.400	13	16	.813	12	26	38	13	19	8	22	6	55
Jn28	SEA	W	1	200	22	46	.478	5	12	.417	19	25	.760	10	16	26	16	16	6	10	3	68
Jn30	HOU	L	1	200	17	61	.279	5	26	.192	13	14	.929	9	22	31	12	22	9	14	4	52
Jy1	@CLE	L	1	200	15	47	.319	5	18	.278	12	16	.750	8	19	27	13	19	5	13	2	47
Jy3	SAC	L	1	200	19	59	.322	1	16	.063	13	21	.619	13	15	28	11	16	4	16	3	52
Jy6	NY	L	1	200	14	41	.341	3	14	.214	26	34	.765	3	22	25	11	20	4	17	3	57
Jy8	@LA	L	1	225	23	60	.383	12	22	.545	37	43	.860	5	24	29	13	31	7	15	8	95
Jy10	POR	W	1	200	23	60	.383	10	25	.400	17	23	.739	11	21	32	20	21	7	15	2	73
Jy13	@NY	L	1	200	23	54	.426	5	17	.294	13	19	.684	10	21	31	14	16	8	20	3	64
Jy14	PHO	L	1	200	22	54	.407	3	17	.176	20	24	.833	10	15	25	12	26	8	22	2	67
Jy18	SEA	W	1	200	26	52	.500	6	8	.750	10	16	.625	5	22	27	19	18	7	15	0	68
Jy21	@ORL	L	1	200	16	63	.254	1	13	.077	16	22	.727	16	18	34	9	22	8	20	1	49
Jy23	HOU	L	1	200	11	55	.200	1	15	.067	23	30	.767	11	20	31	11	19	8	9	5	46
Jy27	WAS	L	1	200	19	55	.345	4	13	.308	18	22	.818	10	22	32	8	21	5	14	3	60
Jy28	@UTA	L	1	225	15	58	.259	3	20	.150	27	34	.794	10	31	41	7	34	6	18	5	60
Jy30	@LA	L	1	200	24	62	.387	4	21	.190	17	22	.773	11	24	35	20	16	6	13	5	69
A1	@PHO	W	1	200	21	45	.467	9	13	.692	17	21	.810	4	21	25	14	21	5	21	4	68
A3	CHA	L	1	200	22	57	.386	3	15	.200	17	22	.773	10	11	21	15	21	6	8	6	64
A5	SAC	W	1	225	24	63	.381	5	11	.455	26	31	.839	14	33	47	17	21	9	22	7	79
A7	@SAC	L	1	200	18	67	.269	6	24	.250	17	23	.739	13	22	35	11	25	4	23	4	59
A8	@POR	W	1	200	23	52	.442	5	19	.263	19	24	.792	9	28	37	18	22	6	20	7	70
A10	@SEA	W	1	200	22	57	.386	4	16	.250	17	21	.810	9	30	39	18	17	7	13	5	65
A12	UTA	W	1	200	23	61	.377	9	17	.529	14	22	.636	7	21	28	19	27	11	18	5	69
A13	@HOU	L	1	200	22	57	.386	6	14	.429	10	13	.769	6	20	26	11	19	6	17	5	60
Season Totals		32	6475	671	1810	.371	176	552	.319	559	727	.769	308	693	1001	437	695	210	507	127	2077	
Season Averages				202.3	21.0	56.6		5.5	17.3		17.5	22.7		9.6	21.7	31.3	13.7	21.7	6.6	15.8	4.0	64



## 2001 DEFENSIVE GAME-BY-GAME STATISTICS

Date	Opponent	W/L	G	MIN	Field Goals			3-Point FG			Free Throws			Rebounds			AST	PF	STL	TO	BLK	PTS
					FG	FGA	PCT	FG	FGA	PCT	FT	FTA	PCT	OFF	DEF	TOT						
M31	@POR	W	1	200	20	60	.333	2	17	.118	23	30	.767	9	14	23	13	21	5	11	2	65
Jn2	PHO	L	1	200	31	63	.492	7	16	.438	20	21	.952	6	20	26	22	25	9	12	5	89
Jn9	LA	L	1	200	22	55	.400	8	20	.400	10	11	.909	5	28	33	16	18	3	14	4	62
Jn12	IND	L	1	200	20	58	.345	2	16	.125	23	30	.767	12	24	36	13	24	4	14	4	65
Jn16	@IND	L	1	200	22	58	.379	5	20	.250	18	24	.750	12	18	30	11	25	9	13	6	67
Jn17	@DET	W	1	200	23	64	.359	5	16	.313	12	16	.750	12	17	29	12	16	6	10	0	63
Jn22	MIA	W	1	200	24	66	.364	6	17	.353	3	4	.750	11	18	29	16	18	9	10	9	57
Jn23	@UTA	L	1	200	30	55	.545	4	9	.444	23	26	.885	7	22	29	21	24	5	17	6	87
Jn25	@WAS	W	1	200	16	61	.262	4	14	.286	15	20	.750	14	18	32	11	19	10	15	4	51
Jn28	SEA	W	1	200	23	55	.418	4	10	.400	9	10	.900	10	14	24	15	21	4	13	3	59
Jn30	HOU	L	1	200	20	51	.392	2	9	.222	17	22	.773	10	25	35	15	21	8	18	3	59
Jy1	@CLE	L	1	200	21	54	.389	3	6	.500	7	8	.875	8	18	26	16	20	6	14	3	52
Jy3	SAC	L	1	200	33	68	.485	14	21	.667	11	14	.786	13	26	39	20	20	9	14	5	91
Jy6	NY	L	1	200	23	56	.411	8	16	.500	16	18	.889	2	20	22	19	27	10	10	2	70
Jy8	@LA	L	1	225	35	82	.427	7	18	.389	23	28	.821	15	22	37	24	31	9	15	3	100
Jy10	POR	W	1	200	18	53	.340	3	15	.200	13	16	.813	9	21	30	13	26	6	20	5	52
Jy13	@NY	L	1	200	25	52	.481	5	11	.455	12	14	.857	2	17	19	19	17	12	14	3	67
Jy14	PHO	L	1	200	29	53	.547	2	6	.333	20	25	.800	7	19	26	18	21	12	21	2	80
Jy18	SEA	W	1	200	20	56	.357	2	15	.133	16	23	.696	11	21	32	17	22	9	13	4	58
Jy21	@ORL	L	1	200	23	53	.434	5	18	.278	20	24	.833	9	29	38	18	24	8	22	8	71
Jy23	HOU	L	1	200	18	60	.300	4	13	.308	11	19	.579	19	28	47	16	20	6	16	4	51
Jy27	WAS	L	1	200	26	71	.366	4	24	.167	6	12	.500	20	19	39	18	23	5	14	2	62
Jy28	@UTA	L	1	225	21	62	.339	2	8	.250	24	28	.857	8	28	36	10	30	6	17	1	68
Jy30	@LA	L	1	200	30	69	.435	5	17	.294	13	16	.813	14	21	35	17	23	9	10	5	78
A1	@PHO	W	1	200	22	61	.361	4	10	.400	15	17	.882	9	17	26	18	23	14	13	3	63
A3	CHA	L	1	200	21	53	.396	9	21	.429	21	24	.875	10	21	31	14	23	4	12	4	72
A5	SAC	W	1	225	31	83	.373	7	19	.368	7	9	.778	13	21	34	23	26	11	16	4	76
A7	@SAC	L	1	200	26	59	.441	1	8	.125	23	31	.742	15	24	39	19	28	10	20	5	76
A8	@POR	W	1	200	20	62	.323	4	19	.211	14	18	.778	10	22	32	13	23	12	14	4	58
A10	@SEA	W	1	200	18	62	.290	5	14	.357	10	15	.667	9	21	30	11	16	9	10	5	51
A12	UTA	W	1	200	18	50	.360	1	9	.111	25	30	.833	6	29	35	10	28	8	25	4	62
A13	@HOU	L	1	200	23	62	.371	9	20	.450	19	21	.905	11	26	37	13	16	12	13	4	74
Season Totals			32	6475	752	1927	.390	153	472	.324	499	624	.800	328	688	1016	511	719	259	470	126	2156
Season Averages				202.3	23.5	60.2		4.8	14.8		15.6	19.5		10.3	21.5	31.8	16.0	22.5	8.1	14.7	3.9	67.4





## 2001 DAY-BY-DAY STATISTICS

Date	Opp	Score	Home	Road	Total	High Scoring	High Rebounds	High Assists	Opponent Scoring	Atten.
May 31	@POR	W 82-65	0-0	1-0	1-0	Smith-31	Pride-7	Harrower-3	Stiles-17	10,315
Jun 2	PHO	L 80-89	0-1	1-0	1-1	Smith-22	Lennox-8	Paye-8	Pettis-2	10,040
Jun 9	LA	L 60-62	0-2	1-0	1-2	Smith-24	Lennox-11	Paye/Smith-4	Leslie-17	10,236
Jun 12	IND	L 60-65	0-3	1-0	1-3	Whiting/Smith-13	Whiting-Raymond-9	Harrower-4	R. Williams-15	6,351
Jun 16	@IND	L 65-67	0-3	1-1	1-4	Smith-22	Lennox-8	Paye-4	Malcolm-25	8,067
Jun 17	@DET	W 71-63	0-3	2-1	2-4	Smith-40	Lennox-10	Paye-4	Boyd-14	5,076
Jun 22	MIA	W 63-57	1-3	2-1	3-4	Smith-26	Buescher-9	Paye-6	Brondello-13	6,428
Jun 23	@UTA	L 80-87	1-3	2-2	3-5	Smith-27	Abrosimova-8	Paye-4	Starbird-21	5,938
Jun 25	@WAS	W 55-51	1-3	3-2	4-5	Smith-22	Abrosimova-10	Paye/Stires-3	Holdsclaw-23	13,823
Jun 28	SEA	W 68-59	2-3	3-2	5-5	Smith-26	Abrosimova-9	Paye-8	Vodichkova-14	7,505
Jun 30	HOU	L 52-59	2-4	3-2	5-6	Smith-18	Abros./Paye-5	Paye-5	Thompson-17	8,756
Jul 1	@CLE	L 47-52	2-4	3-3	5-7	Smith-17	Buescher/Paye-6	Buescher-4	Jones-13	7,045
Jul 3	SAC	L 52-91	2-5	3-3	5-8	Smith-18	Martin/Pride-5	Buescher-4	Holland-Corn-25	5,168
Jul 6	NY	L 57-70	2-6	3-3	5-9	Smith-27	Martin-7	Paye-4	Phillips-20	7,031
Jul 8	@LA	L 95-100 (OT)	2-6	3-4	5-10	Smith-46	3 Tied-5	Smith-4	Leslie-32	7,658
Jul 10	POR	W 73-52	3-6	3-4	6-10	Smith-28	Abros./Buescher-7	3 Tied-4	Crawley-15	5,387
Jul 13	@NY	L 64-67	3-6	3-5	6-11	Smith-23	Martin-9	Schweitzer-4	Weatherspoon-14	15,770
Jul 14	PHO	L 67-80	3-7	3-5	6-12	Smith-27	Abrosimova-6	Paye-5	Stepanova-19	6,373
Jul 18	SEA	W 68-58	4-7	3-5	7-12	Abrosimova-21	4 Tied-5	Smith-8	Jackson-21	5,627
Jul 21	@ORL	L 49-71	4-7	3-6	7-13	Abrosimova-27	Pride-7	3 Tied-2	Sales-15	7,574
Jul 23	HOU	L 46-51	4-8	3-6	7-14	Abrosimova-20	Abrosimova-11	Abros./Buescher-4	Thompson-24	7,352
Jul 27	WAS	L 60-62	4-9	3-6	7-15	Smith-22	Buescher/Pride-8	Buescher-3	Holdsclaw-22	8,979
Jul 28	@UTA	L 60-68 (OT)	4-9	3-7	7-16	Smith-30	Abros./Buescher-9	Abros./Smith-2	Ferdinand-17	7,808
Jul 30	@LA	L 69-78	4-9	3-8	7-17	Abrosimova-27	Abrosimova-10	3 Tied-4	Leslie-28	8,637
Aug 1	@PHO	W 68-63	4-9	4-8	8-17	Smith-36	Pride-7	Abros./Paye-4	Gillom/Stepan.-15	8,927
Aug 3	CHA	L 64-72	4-10	4-8	8-18	Smith-21	Burse-5	Abrosimova-4	Staley/Stinson-16	7,494
Aug 5	SAC	W 79-76 (OT)	5-10	4-8	9-18	Abrosimova-21	Abrosimova-15	Schweitzer-6	Penicheiro-17	7,391
Aug 7	@SAC	L 59-76	5-10	4-9	9-19	Abrosimova-16	Abros./Pride-7	Abrosimova-3	Griffith-27	9,094
Aug 8	@POR	W 70-58	5-10	5-9	10-19	Smith-27	Abros./Smith-10	Paye-4	Stiles-14	8,315
Aug 10	@SEA	W 65-51	5-10	6-9	11-19	Smith-22	Abrosimova-13	Abros./Pride-4	Jackson-13	7,823
Aug 12	UTA	W 69-62	6-10	6-9	12-19	Lennox-18	Abrosimova-12	Smith-5	Williams-18	10,489
Aug 13	@HOU	L 60-74	6-10	6-10	12-20	Smith-29	Schweitzer-6	Abrosimova-3	Arcain-17	10,516





2001 SEASON SUMMARY

	RECORD	HOME	ROAD	OT
OVERALL	12-20	6-10	6-10	1-2
EASTERN	3-8	1-4	2-4	0-0
WESTERN	9-12	5-6	4-6	1-2

TEAM WINNING & LOSING STREAKS:

	OVERALL	HOME	ROAD
	Loss-1	Win-2	Loss-1
Long:	Win-3	Win-2	Win-2
	Loss-5	Loss-3	Loss-6
Last:	Win: 08/12 vs. UTA 69-62	Win: 08/12 vs. UTA 69-62	Win: 08/10 @ SEA 65-51
	Loss: 08/13 @ HOU 60-74	Loss: 08/03 vs. CHA 64-72	Loss: 08/13 @ HOU 60-74

MONTH	W/L	OFFENSE	vs. OPP	HOME ATTENDANCE
May	1-0	70+ 5-3	.500+ 6-12	16 Games
June	4-6	70< 7-17	.500< 5-8	120,607 Total
July	2-11	DEFENSE		7,538 Average
Aug.	5-3	70+ 1-11		10,489 High
		70< 11-9		

MARGINS	1	2	3	4	5	6	7	8	9	10	11	12	13	14	15	16	17	18	19	20	21	22	23	24	25	26	27	28	29	30+
WON BY:			1	1	1	1	1	1	1	1		1		1			1				1									
LOST BY:		3	1		4		2	2	2				2	1			1					1								1

At Start Of:		OVERALL	HOME	ROAD	ROAD	FG%	OVERALL	HOME-ROAD
					-44%	8-20	4-10	4-10
2nd Half	Ahead:	10-3	5-1	5-2	45-49%	3-0	1-0	2-0
	Behind:	0-17	0-9	0-6	50-54%	1-0	1-0	0-0
	Tied:	2-0	1-0	1-0	55-59%	0-0	0-0	0-0
					+60%	0-0	0-0	0-0



# 2000 TEAM ROSTER



No.	Player	Pos	Ht	Wt	Birthdate	College	Yrs
12	Angela Aycock	F	6-2	161	02/28/73	Kansas '95	2
25	Marla Brumfield	G	5-8	133	06/06/78	Rice '00	R
4	Grace Daley	G	5-6	147	06/26/78	Tulane '00	R
40	Keitha Dickerson	F	5-11	165	04/20/78	Texas Tech '00	R
24	Kristin Folkl	F	6-2	195	12/19/75	Stanford '98	1
22	Betty Lennox	G	5-8	145	12/04/76	Louisiana Tech '00	R
5	Andrea Lloyd Curry	C	6-2	175	09/02/65	Texas '87	1
13	Maylana Martin	F	6-2	174	04/17/78	UCLA '00	R
14	Kate Paye	G	5-8	150	03/06/74	Stanford '95	R
44	Angie Potthoff	F	6-2	197	06/12/74	Penn State '97	1
30	Katie Smith	G	5-11	175	06/04/74	Ohio State '96	1
3	Shanele Stires	F	5-11	208	05/21/72	Kansas St. '95	R
10	Sonja Tate	G	5-8	150	09/07/71	Arkansas State '93	1

**Head Coach:** Brian Agler (Wittenberg)  
**Assistant Coaches:** Kelly Kramer (Okla. Baptist), Heidi VanDerveer (College of Charleston)

# 2000 STARTING LINEUPS

Game #s	Forward	Forward	Center	Guard	Guard	Rec
1, 3-13, 17-18, 20	Smith	Dickerson	Folkl	Brumfield	Lennox	8-7
2	Smith	Lloyd Curry	Folkl	Brumfield	Lennox	0-1
14	Smith	Lloyd Curry	Folkl	Daley	Lennox	1-0
15	Smith	Martin	Folkl	Daley	Lennox	1-0
16	Smith	Dickerson	Folkl	Daley	Lennox	0-1
19	Smith	Dickerson	Folkl	Brumfield	Daley	0-1
21-32	Smith	Dickerson	Martin	Paye	Lennox	5-7



## 2000 FINAL STATISTICS

PLAYER	G	GS	MIN	Field Goals			3-Point FG			Free Throws			Rebounds			AST	PF	DQ	STL	TO	BLK	PTS	AVG
				FG	FGA	PCT	FG	FGA	PCT	FT	FTA	PCT	OFF	DEF	TOT								
Smith	32	32	1193	203	482	.421	88	232	.379	152	175	.869	28	65	93	90	71	0	44	76	7	646	20.2
Lennox	32	31	984	201	471	.427	55	139	.396	84	105	.800	53	125	178	82	112	4	53	97	9	541	16.9
Folkl	32	20	845	86	191	.450	4	19	.211	66	94	.702	38	116	154	67	80	1	23	50	22	242	7.6
Daley	30	4	577	57	147	.388	17	56	.304	42	65	.646	32	40	72	57	49	0	12	50	0	173	5.8
Lloyd Curry	14	2	333	26	68	.382	11	32	.344	12	17	.706	14	29	43	22	32	0	12	24	2	75	5.4
Dickerson	32	29	791	54	142	.380	0	2	.000	34	45	.756	31	110	141	59	107	4	37	70	2	142	4.4
Martin	30	13	456	54	118	.458	5	19	.263	19	32	.594	25	42	67	21	81	1	17	29	13	132	4.4
Brumfield	32	17	613	47	101	.465	1	9	.111	29	42	.690	22	38	60	42	70	1	22	40	2	124	3.9
Tate	8	0	94	10	22	.455	6	11	.545	1	2	.500	6	7	13	5	13	0	3	7	0	27	3.4
Paye	28	12	408	19	58	.328	12	41	.293	6	9	.667	3	27	30	38	49	0	8	28	6	56	2.0
Stires	21	0	117	13	29	.448	5	10	.500	4	6	.667	6	8	14	7	22	0	6	14	0	35	1.7
Aycock (TOT)	4	0	13	0	3	.000	0	2	.000	0	0	---	1	4	5	4	3	0	0	0	0	0	0.0
Aycock (MIN)	3	0	6	0	0	---	0	0	---	0	0	---	0	3	3	4	1	0	0	0	0	0	0.0
Potthoff	3	0	8	0	2	.000	0	1	.000	0	0	---	0	2	2	1	3	0	0	0	0	0	0.0
LYNX	32		6425	770	1831	.421	204	571	.357	449	592	.758	258	612	870	495	690	11	237	497	63	2193	68.5
OPPONENTS	32		6425	755	1758	.429	164	481	.341	514	702	.732	300	677	977	472	707	8	275	547	130	2188	68.4

PLAYER	Single-Game Highs							Average Per Game							Career Highs (C=Set, T=Tied This Season)						
	MIN	REB	AST	ST	TO	BL	PTS	MIN	REB	AST	STL	TO	BLK	PTS	FG	FGA	FT	FTA	REB	AST	PTS
Smith	44	7	6	4	6	2	34	37.3	2.9	2.8	1.38	2.4	0.22	20.2	10T	21C	14C	16C	7C	6C	34C
Lennox	43	12	8	5	11	2	31	30.8	5.6	2.6	1.66	3.0	0.28	16.9	11C	22C	7C	10C	12C	8C	31C
Folkl	36	12	6	2	4	4	20	26.4	4.8	2.1	0.72	1.6	0.69	7.6	7C	12T	10C	10C	12C	6C	20C
Daley	37	8	7	3	6	0	17	19.2	2.4	1.9	0.40	1.7	0.00	5.8	6C	10T	9	14	8C	7C	17T
Lloyd Curry	35	6	4	3	4	1	11	23.8	3.1	1.6	0.86	1.7	0.14	5.4	4C	8C	4C	4C	6C	4C	11C
Dickerson	35	8	5	3	9	1	15	24.7	4.4	1.8	1.16	2.2	0.06	4.4	7C	12C	5C	8	8C	5C	15C
Martin	36	7	4	4	4	3	14	15.2	2.2	0.7	0.57	1.0	0.43	4.4	6C	12C	6	8	7C	4C	14C
Brumfield	36	4	4	2	5	1	14	19.2	1.9	1.3	0.69	1.3	0.06	3.9	6C	7C	4T	6	4C	4C	14C
Tate	26	5	2	1	2	0	13	11.8	1.6	0.6	0.38	0.9	0.00	3.4	5C	7C	1T	2T	5C	4	13C
Paye	33	5	5	2	3	4	9	14.6	1.1	1.4	0.29	1.0	0.21	2.0	3C	5C	2C	3C	5C	5C	9C
Stires	16	3	2	2	2	0	9	5.6	0.7	0.3	0.29	0.7	0.00	1.7	4C	6C	2C	2C	3C	2C	9C
Aycock (TOT)	7	3	2	0	0	0	0	3.3	1.3	1.0	0.00	0.0	0.00	0.0	0T	3T	4	4	3C	2C	4
Aycock (MIN)	3	3	2	0	0	0	0	2.0	1.0	1.3	0.00	0.0	0.00	0.0							
Potthoff	3	1	1	0	0	0	0	2.7	0.7	0.3	0.00	0.0	0.00	0.0	5	10	3	6	8	5	13
LYNX	225	37	25	14	26	5	88	200.8	27.2	15.5	7.41	15.5	1.97	68.5	32C	70C	29C	41	37C	25C	95
OPPONENTS	225	43	22	19	28	9	85	200.8	30.5	14.8	8.59	17.1	4.06	68.4	32C	64C	31C	37C	47	22C	85C



## 2000 OFFENSIVE GAME-BY-GAME STATISTICS

Date	Opponent	W/L	G	MIN	Field Goals			3-Point FG			Free Throws			Rebounds								PTS
					FG	FGA	PCT	FG	FGA	PCT	FT	FTA	PCT	OFF	DEF	TOT	AST	PF	STL	TO	BLK	
M31	CLE	W	1	200	22	44	.500	6	11	.545	23	33	.697	8	17	25	15	21	11	12	0	73
Jn1	@UTA	L	1	200	24	57	.421	6	20	.300	20	26	.769	7	15	22	12	30	6	14	2	74
Jn3	LA	L	1	200	23	56	.411	7	18	.389	22	27	.815	8	23	31	11	18	5	16	0	75
Jn5	DET	W	1	200	30	62	.484	6	12	.500	22	25	.880	12	24	36	18	21	8	22	5	88
Jn8	@ORL	W	1	200	25	58	.431	8	24	.333	13	16	.813	9	20	29	14	22	6	12	3	71
Jn10	@MIA	W	1	200	19	52	.365	6	15	.400	22	29	.759	6	20	26	8	23	7	14	2	66
Jn15	ORL	W	1	200	22	63	.349	6	18	.333	22	23	.957	13	17	30	6	18	14	13	0	72
Jn17	@PHO	W	1	200	25	63	.397	9	26	.346	10	12	.833	13	20	33	18	19	6	15	1	69
Jn18	@HOU	L	1	200	24	65	.369	9	24	.375	9	12	.750	9	17	26	14	20	5	10	2	66
Jn20	PHO	L	1	200	22	57	.386	6	21	.286	5	6	.833	8	15	23	17	15	7	18	0	55
Jn22	UTA	W	1	200	31	68	.456	8	19	.421	16	19	.842	12	25	37	21	27	11	15	1	86
Jn24	@CLE	W	1	225	19	54	.352	8	22	.364	14	18	.778	8	20	28	13	25	12	21	2	60
Jn28	@SAC	L	1	200	30	70	.429	4	22	.182	10	15	.667	11	15	26	14	19	7	10	5	74
Jn30	@SEA	W	1	200	23	47	.489	8	20	.400	11	13	.846	5	18	23	17	22	7	18	4	65
Jy2	POR	W	1	200	24	55	.436	6	16	.375	27	36	.750	9	14	23	16	26	13	15	2	81
Jy5	SEA	L	1	200	22	56	.393	3	9	.333	13	20	.650	6	17	23	16	22	7	16	3	60
Jy7	NY	L	1	200	27	62	.435	6	20	.300	10	15	.667	10	24	34	19	20	5	16	1	70
Jy9	HOU	L	1	200	21	55	.382	7	19	.368	11	17	.647	9	18	27	16	14	7	15	0	60
Jy11	@PHO	L	1	200	19	56	.339	4	18	.222	12	17	.706	5	19	24	11	28	5	15	1	54
Jy14	@POR	L	1	200	23	52	.442	7	15	.467	1	5	.200	3	21	24	18	21	4	16	3	54
Jy15	@LA	L	1	200	22	60	.367	6	19	.316	7	10	.700	7	19	26	13	21	5	15	5	57
Jy20	@SAC	L	1	200	23	58	.397	4	15	.267	6	11	.545	5	21	26	17	16	7	17	2	56
Jy21	@SEA	L	1	200	22	51	.431	7	17	.412	10	11	.909	4	24	28	18	28	6	23	1	61
Jy23	POR	W	1	200	23	50	.460	5	15	.333	29	36	.806	8	18	26	11	19	7	21	3	80
Jy28	MIA	W	1	200	23	52	.442	8	11	.727	14	19	.737	6	24	30	19	18	8	14	3	68
Jy29	@WAS	W	1	200	28	58	.483	10	18	.556	21	30	.700	10	18	28	19	26	5	13	2	87
Jy31	LA	L	1	200	25	65	.385	4	13	.308	12	20	.600	10	21	31	16	23	10	18	2	66
A2	UTA	L	1	200	22	53	.415	6	17	.353	12	18	.667	4	18	22	11	25	9	13	1	62
A4	SAC	L	1	200	26	56	.464	5	17	.294	6	8	.750	7	16	23	17	21	7	14	2	63
A6	IND	W	1	200	32	64	.500	6	19	.316	10	12	.833	10	19	29	25	19	5	11	3	80
A8	@CHA	W	1	200	26	54	.481	6	19	.316	18	22	.818	5	20	25	21	19	3	9	1	76
A9	@HOU	L	1	200	23	58	.397	7	22	.318	11	11	1.000	11	15	26	14	24	12	26	1	64
Season Totals			32	6425	770	1831	.421	204	571	.357	449	592	.758	258	612	870	495	690	237	497	63	2193
Season Averages				200.8	24.1	57.2		6.4	17.8		14.0	18.5		8.1	19.1	27.2	15.5	21.6	7.4	15.5	2.0	68.5



## 2000 DEFENSIVE GAME-BY-GAME STATISTICS

Date	Opponent	W/L	G	MIN	Field Goals			3-Point FG			Free Throws			Rebounds							PF	STL	TO	BLK	PTS
					FG	FGA	PCT	FG	FGA	PCT	FT	FTA	PCT	OFF	DEF	TOT	AST								
M31	CLE	W	1	200	24	54	.444	6	19	.316	8	12	.667	7	12	19	14	27	8	16	0	62			
Jn1	@UTA	L	1	200	24	52	.462	4	12	.333	31	37	.838	9	23	32	12	29	7	18	9	83			
Jn3	LA	L	1	200	29	60	.483	7	15	.467	17	23	.739	9	21	30	18	29	8	13	5	82			
Jn5	DET	W	1	200	22	60	.367	6	15	.400	18	23	.783	8	16	24	14	27	10	20	3	68			
Jn8	@ORL	W	1	200	19	59	.322	4	18	.222	15	22	.682	15	15	30	10	19	8	15	1	57			
Jn10	@MIA	W	1	200	19	53	.358	4	13	.308	13	22	.591	8	24	32	7	34	9	20	0	55			
Jn15	ORL	W	1	200	25	54	.463	7	16	.438	9	11	.818	11	26	37	11	24	5	24	4	66			
Jn17	@PHO	W	1	200	22	57	.386	4	19	.211	14	16	.875	9	19	28	13	20	11	13	4	62			
Jn18	@HOU	L	1	200	28	57	.491	7	14	.500	15	16	.938	7	29	36	17	19	6	15	5	78			
Jn20	PHO	L	1	200	28	52	.538	7	15	.467	11	14	.786	6	22	28	19	9	10	15	5	74			
Jn22	UTA	W	1	200	21	54	.389	1	10	.100	21	31	.677	9	21	30	13	26	7	23	5	64			
Jn24	@CLE	W	1	225	19	51	.373	5	14	.357	14	15	.933	6	21	27	12	25	6	23	3	57			
Jn28	@SAC	L	1	200	32	64	.500	7	17	.412	11	17	.647	12	22	34	22	17	6	17	6	82			
Jn30	@SEA	W	1	200	15	44	.341	4	12	.333	19	28	.679	13	12	25	8	23	7	19	3	53			
Jy2	POR	W	1	200	24	50	.480	6	16	.375	21	27	.778	10	20	30	16	35	7	28	1	75			
Jy5	SEA	L	1	200	24	54	.444	2	10	.200	17	26	.654	8	25	33	14	24	8	19	6	67			
Jy7	NY	L	1	200	26	59	.441	6	13	.462	18	22	.818	8	22	30	19	18	11	12	3	76			
Jy9	HOU	L	1	200	25	50	.500	5	16	.313	15	15	1.000	5	23	28	13	19	7	16	4	70			
Jy11	@PHO	L	1	200	19	46	.413	2	10	.200	24	31	.774	7	21	28	12	25	11	18	5	64			
Jy14	@POR	L	1	200	25	57	.439	6	18	.333	9	18	.500	8	21	29	17	14	6	11	3	65			
Jy15	@LA	L	1	200	20	59	.339	2	11	.182	16	16	1.000	14	21	35	15	22	8	17	9	58			
Jy20	@SAC	L	1	200	25	63	.397	7	21	.333	16	22	.727	15	28	43	19	15	12	15	9	73			
Jy21	@SEA	L	1	200	22	43	.512	9	13	.692	14	34	.412	5	20	25	16	14	15	15	2	67			
Jy23	POR	W	1	200	23	57	.404	5	20	.250	12	15	.800	9	18	27	14	30	15	23	2	63			
Jy28	MIA	W	1	200	18	56	.321	2	11	.182	6	13	.462	8	20	28	9	19	10	15	5	44			
Jy29	@WAS	W	1	200	29	56	.518	4	12	.333	23	35	.657	10	22	32	17	25	6	13	7	85			
Jy31	LA	L	1	200	21	55	.382	6	17	.353	25	31	.806	5	30	35	17	23	9	18	5	73			
A2	UTA	L	1	200	22	54	.407	9	14	.643	19	23	.826	11	24	35	16	23	6	19	3	72			
A4	SAC	L	1	200	28	60	.467	5	18	.278	13	21	.619	16	20	36	21	12	10	12	5	74			
A6	IND	W	1	200	30	63	.476	9	22	.409	6	13	.462	11	19	30	16	22	4	11	3	75			
A8	@CHA	W	1	200	22	52	.423	5	15	.333	18	22	.818	9	21	30	15	25	3	15	3	67			
A9	@HOU	L	1	200	25	53	.472	1	15	.067	26	31	.839	12	19	31	16	14	19	20	2	77			
Season Totals				32	6425	755	1758	.429	164	481	.341	514	702	.732	300	677	977	472	707	275	548	130	2188		
Season Averages					200.8	23.6	54.9		5.1	15.0		16.1	21.9		9.4	21.2	30.5	14.8	22.1	8.6	17.1	4.1	68.4		



## 2000 DAY-BY-DAY STATISTICS

Date	Opp	Score	Home	Road	Total	High Scoring	High Rebounds	High Assists	Opponent Scoring	Atten.
May 31	CLE	W 73-62	1-0	0-0	1-0	Smith-32	Smith-7	3 Tied-3	Nemcova-20	6,948
Jun 1	@UTA	L 74-83	1-0	0-1	1-1	Folkl-20	Folkl-8	Dickerson-3	Williams-18	6,488
Jun 3	LA	L 75-82	1-1	0-1	1-2	Smith-33	Lennox-10	Dickerson/Smith-3	Leslie-21	9,381
Jun 5	DET	W 88-68	2-1	0-1	2-2	Folkl-19	Folkl-12	Folkl-5	Palmer-15	5,816
Jun 8	@ORL	W 71-57	2-1	1-1	3-2	Lennox-24	Lennox-7	Lloyd Curry/Smith-3	McWilliams-18	5,731
Jun 10	@MIA	W 66-55	2-1	2-1	4-2	Smith-28	Dickerson/Lennox-8	Dickerson/Smith-3	Sam-15	7,515
Jun 15	ORL	W 72-66	3-1	2-1	5-2	Lennox-25	Lennox-6	Lloyd Curry-2	Sales-23	7,189
Jun 17	@PHO	W 69-62	3-1	3-1	6-2	Smith-26	Folkl-8	Daley-4	Reed-22	10,498
Jun 18	@HOU	L 66-78	3-1	3-2	6-3	Smith-18	Lennox-5	Brumfield/Lennox-4	Cooper-25	11,315
Jun 20	PHO	L 55-74	3-2	3-2	6-4	Lennox-14	Folkl-6	Pettis-22	Pettis-22	6,461
Jun 22	UTA	W 86-64	4-2	3-2	7-4	Smith-21	Dickerson/Martin-7	Paye-5	Goodson-13	7,128
Jun 24	@CLE	W 60-57 (OT)	4-2	4-2	8-4	Lennox-28	Lloyd Curry-6	Smith-4	Nemcova-15	6,655
Jun 28	@SAC	L 74-82	4-2	4-3	8-5	Smith-22	Folkl-6	Smith-4	Holland-Corn-17	6,479
Jun 30	@SEA	W 65-53	4-2	5-3	9-5	Smith-19	Daley-8	Folkl/Lloyd Curry-4	Vodichkova-15	9,131
Jul 2	POR	W 81-75	5-2	5-3	10-5	Smith-32	Folkl-7	Lennox-6	Witherspoon-31	6,661
Jul 5	SEA	L 60-67	5-3	5-3	10-6	Dickerson/Folkl-15	Dickerson-7	Folkl-4	Threatt-24	6,264
Jul 7	NY	L 70-76	5-4	5-3	10-7	Lennox-20	Lennox-12	Dickerson/Smith-5	Phillips-26	7,467
Jul 9	HOU	L 60-70	5-5	5-3	10-8	Smith-18	Folkl-9	Folkl-6	Swoopes-19	8,440
Jul 11	@PHO	L 54-64	5-5	5-4	10-9	Smith-24	3 Tied-5	Daley-6	Harrison-22	9,674
Jul 14	@POR	L 54-65	5-5	5-5	10-10	Lennox-15	Lennox-12	Paye-4	Crawley-14	8,155
Jul 15	@LA	L 57-58	5-5	5-6	10-11	Lennox-21	3 Tied-5	Folkl/Smith-3	Leslie-24	6,071
Jul 20	@SAC	L 56-73	5-5	5-7	10-12	Smith-23	Lennox-9	Lennox-7	Bolton-Holifield-23	6,675
Jul 21	@SEA	L 61-67	5-5	5-8	10-13	Smith-20	Folkl-12	Smith-5	Campbell-17	9,246
Jul 23	POR	W 80-63	6-5	5-8	11-13	Lennox-26	Lennox-6	Smith-6	Thomas-14	6,379
Jul 28	MIA	W 68-44	7-5	5-8	12-13	Smith-25	Folkl-8	Daley/Lennox-4	Sam-8	8,622
Jul 29	@WAS	W 87-85	7-5	6-8	13-13	Lennox-31	Dickerson/Lennox-6	Daley-7	McCray-24	14,416
Jul 31	LA	L 66-73	7-6	6-8	13-14	Lennox-20	Folkl-8	Dickerson-5	Milton-18	7,313
Aug 2	UTA	L 62-72	7-7	6-8	13-15	Lennox-21	Dickerson/Martin-5	Lennox-3	Azzi-20	7,015
Aug 4	SAC	L 63-74	7-8	6-8	13-16	Smith-24	Dickerson-5	Dickerson/Martin-4	Griffith-24	6,910
Aug 6	IND	W 80-75	8-8	6-8	14-16	Lennox-27	Dickerson/Folkl-8	Lennox-8	R. Williams/Wolters-16	8,644
Aug 8	@CHA	W 76-67	8-8	7-8	15-16	Lennox-27	Dickerson/Lennox-6	Folkl-6	Stinson-15	8,068
Aug 9	@HOU	L 64-77	8-8	7-9	15-17	Smith-22	Lennox-8	Lennox-4	Thompson-25	12,423





2000 SEASON SUMMARY

	RECORD	HOME	ROAD	OT
OVERALL	15-17	8-8	7-9	1-0

TEAM WINNING & LOSING STREAKS:

	OVERALL	HOME	ROAD
	Loss-1	Win-1	Loss-1
Long:	Win-5	Win-2	Win-3
	Loss-8	Loss-3	Loss-5
Last:	Win: 08/08 @ Cha 76-67	Win: 08/06 vs Ind 80-75	Win: 08/08 @ Cha 76-67
	Loss: 08/09 @ Hou 64-77	Loss: 08/04 vs. Sac 63-74	Loss: 08/09 @ Hou 64-77


MONTH	W/L	OFFENSE	vs. OPP	HOME ATTENDANCE
June	8-5	70+ 10-4	.500+ 6-12	16 Games
July	4-9	70< 5-13	.500< 8-5	116,638 Total
Aug.	2-3	DEFENSE		7,290 Average
		70+ 7-24		9,381 High
		70< 3-0		

MARGINS	1	2	3	4	5	6	7	8	9	10	11	12	13	14	15	16	17	18	19	20	21	22	23	24	25	26	27	28	29	30+
WON BY:		1	1		1	2	1		1		2	1		1			1			1		1		1						
LOST BY:	1					2	3	1	1	3	2	1	1				1		1											

At Start Of:		OVERALL	HOME	ROAD	ROAD	FG%	OVERALL	HOME-ROAD
					-44%	7-16	3-7	4-9
2nd Qtr	Ahead:	0-0	0-0	0-0	45-49%	6-1	3-1	3-0
	Behind:	0-0	0-0	0-0	50-54%	2-0	2-0	0-0
	Tied:	15-17	8-8	7-9	55-59%	0-0	0-0	0-0
3rd Qtr	Ahead	11-3	7-2	4-1	+60%	0-0	0-0	0-0
	Behind	3-14	0-6	3-8				
	Tied	1-0	1-0	0-0				
4th Qtr	Ahead	11-3	7-2	4-1				
	Behind	3-14	0-6	3-8				
	Tied	1-0	1-0	0-0				



# 1999 TEAM ROSTER



No.	Player	Pos	Ht	Wt	Birthdate	College	Yrs
32	Adia Barnes	F	5-11	163	02/03/77	Arizona '98	1
13	Tonya Edwards	G	5-10	159	03/13/68	Tennessee '90	R
9	Trisha Fallon	F	6-3	165	07/23/72	Australia	R
24	Kristin Folk	F	6-2	195	12/19/75	Stanford '98	R
35	Annie LaFleur	G	5-7	141	11/03/69	Australia	R
5	Andrea Lloyd Curry	F	6-2	175	09/02/65	Texas '87	R
44	Angie Potthoff	F	6-2	197	06/12/74	Penn State '97	R
3	Brandy Reed	F	6-1	160	02/17/77	Southern Mississippi '98	1
21	Charmin Smith	G	5-10	145	05/02/75	Stanford '97	R
14	Katie Smith	G	5-11	175	06/04/74	Ohio State '96	R
19	Sonja Tate	G	5-8	150	09/07/71	Arkansas State '93	R

**Head Coach:** Brian Agler (Wittenberg)

**Assistant Coaches:** Kelly Kramer (Okla. Baptist), Heidi VanDerveer (College of Charleston)

# 1999 STARTING LINEUPS

Game #s	Forward	Forward	Center	Guard	Guard	Rec
1-3	Reed	Potthoff	Lloyd-Curry	Tate	Edwards	2-1
4, 19, 27-31	K.Smith	Potthoff	Lloyd-Curry	Tate	Edwards	3-4
5-11	K.Smith	Reed	Lloyd-Curry	Tate	Edwards	4-3
12-18, 20-26	Reed	Potthoff	Lloyd-Curry	K.Smith	Edwards	5-9
32	K.Smith	Potthoff	Folk	Tate	Edwards	1-0



1999 FINAL STATISTICS

PLAYER	G	GS	MIN	Field Goals			3-Point FG			Free Throws			Rebounds			AST	PF	DQ	STL	TO	BLK	PTS	AVG
				FG	FGA	PCT	FG	FGA	PCT	FT	FTA	PCT	OFF	DEF	TOT								
Reed	25	24	757	168	366	.459	13	38	.342	53	70	.757	55	151	64	57	90	0	29	63	17	402	16.1
Edwards	32	32	1031	165	462	.357	66	192	.344	79	98	.806	15	97	112	84	104	6	27	68	13	475	14.8
K. Smith	30	29	971	113	292	.387	52	136	.382	72	94	.766	42	46	88	60	106	3	19	55	10	350	11.7
Lloyd Curry	32	31	899	75	200	.375	30	90	.333	34	45	.756	38	100	138	91	92	1	30	62	12	214	6.7
Folkl	32	1	518	67	140	.479	2	14	.143	21	39	.538	41	75	116	23	68	0	14	23	12	157	4.9
Tate	32	18	828	52	147	.354	16	67	.239	23	30	.767	48	79	127	100	84	0	36	65	3	143	4.5
Potthoff	32	25	710	53	140	.379	3	18	.167	18	33	.545	26	59	85	37	84	0	24	35	5	127	4.0
Fallon	26	0	281	24	80	.300	6	17	.353	23	31	.742	9	13	22	22	30	1	11	16	6	77	3.0
LaFleur	25	0	333	23	66	.348	11	24	.458	2	8	.250	14	24	38	36	19	0	8	20	0	59	2.4
Barnes	19	0	91	7	23	.304	1	3	.333	6	12	.500	8	12	20	6	16	0	5	8	0	21	1.1
C. Smith	13	0	56	1	9	.111	0	4	.000	8	10	.800	2	7	9	2	10	0	1	5	0	10	0.8
LYNX	32		6475	748	1925	.389	200	603	.332	339	470	.721	298	608	906	525	670	11	204	437	78	2035	63.6
OPPONENTS	32		6475	749	1763	.425	137	458	.299	476	641	.743	296	732	1028	507	614	3	194	492	92	2111	66.0

PLAYER	Single-Game Highs							Average Per Game							Career Highs (C=Set, T=Tied This Season)						
	MIN	REB	AST	ST	TO	BL	PTS	MIN	REB	AST	STL	TO	BLK	PTS	FG	FGA	FT	FTA	REB	AST	PTS
Reed	38	13	6	3	7	3	28	30.3	6.0	2.6	1.16	2.5	0.68	16.1	12C	23C	9C	12C	13C	6C	28C
Edwards	39	8	8	3	7	2	25	32.2	3.5	2.6	0.84	2.1	0.41	14.8	10C	22C	9C	10C	8C	8C	25C
K. Smith	43	6	5	4	4	2	27	32.4	2.9	2.0	0.63	1.8	0.33	11.7	8C	17C	8C	9C	6C	5C	27C
Lloyd Curry	40	9	11	3	6	2	17	28.1	4.3	2.8	0.94	1.9	0.38	6.7	6C	12C	3C	4C	9C	11C	17C
Folkl	35	9	3	2	6	2	21	16.2	3.6	0.7	0.44	0.7	0.38	4.9	10C	13C	3C	6C	9C	3C	21C
Tate	49	8	7	6	6	1	19	25.9	4.0	3.1	1.13	2.0	0.09	4.5	6C	16C	5C	6C	8C	7C	19C
Potthoff	36	8	5	2	3	1	13	22.2	2.7	1.2	0.75	1.1	0.16	4.0	5C	10C	3C	6C	8C	5C	13C
Fallon	24	4	4	2	3	2	13	10.8	0.8	0.8	0.42	0.6	0.23	3.0	5C	8C	5C	8C	4C	4C	13C
LaFleur	32	5	7	2	3	0	9	13.3	1.5	1.4	0.32	0.8	0.00	2.4	4C	11C	1C	2C	5C	7C	9C
Barnes	20	5	2	2	2	0	9	4.8	1.1	0.3	0.26	0.4	0.00	1.1	9C	13C	4C	5C	6C	3C	24C
C. Smith	10	4	1	1	2	0	4	4.3	0.7	0.2	0.08	0.4	0.00	0.8	1C	2C	4C	4C	4C	1C	4C3
LYNX	250	41	23	15	24	6	86	202.3	28.3	16.4	6.38	13.7	2.44	63.6	32C	71C	28C	34C	41C	23C	86C
OPPONENTS	250	44	26	16	26	6	86	202.3	32.1	15.8	6.06	15.4	2.88	66.0	32C	67C	22C	28C	44C	26C	86C



## 1999 OFFENSIVE GAME-BY-GAME STATISTICS

Date	Opponent	W/L	G	MIN	Field Goals			3-Point FG			Free Throws			Rebounds			AST	PF	STL	TO	BLK	PTS
					FG	FGA	PCT	FG	FGA	PCT	FT	FTA	PCT	OFF	DEF	TOT						
Jn12	DET	W	1	200	30	62	.484	4	8	.500	4	7	.571	7	28	35	22	20	11	16	4	68
Jn14	UTA	W	1	200	26	61	.426	5	13	.385	21	26	.808	8	25	33	23	24	9	9	1	78
Jn19	HOU	L	1	200	22	61	.361	2	13	.154	9	13	.692	11	20	31	10	22	4	14	2	55
Jn22	@SAC	L	1	200	21	57	.368	8	22	.364	12	22	.545	6	20	26	16	19	6	18	2	62
Jn24	@LA	W	1	200	27	53	.509	4	10	.400	28	33	.848	5	18	23	20	25	3	10	1	86
Jn26	@UTA	W	1	200	26	62	.419	14	28	.500	6	11	.545	10	16	26	19	22	7	13	4	72
Jn29	SAC	L	1	200	27	71	.380	11	25	.440	7	8	.875	8	15	23	18	22	6	12	5	72
Jy1	LA	L	1	250	26	71	.366	7	20	.350	18	26	.692	12	29	41	18	27	7	18	4	77
Jy3	PHO	W	1	200	20	60	.333	4	14	.286	12	15	.800	13	22	35	13	15	4	8	2	56
Jy6	@HOU	L	1	200	22	71	.310	6	25	.240	4	8	.500	12	15	27	14	21	8	14	0	54
Jy7	@ORL	W	1	200	26	62	.419	9	21	.429	10	15	.667	9	16	25	18	21	10	13	1	71
Jy11	@NY	W	1	200	22	51	.431	5	12	.417	9	14	.643	8	13	21	14	15	6	17	1	58
Jy12	@CLE	L	1	200	20	67	.299	9	27	.333	6	8	.750	10	18	28	16	21	8	10	6	55
Jy17	NY	W	1	200	22	51	.431	5	18	.278	11	14	.786	8	26	34	15	17	6	19	2	60
Jy19	SAC	W	1	200	30	65	.462	6	19	.316	10	12	.833	13	16	29	22	23	6	18	1	76
Jy21	@CHA	W	1	200	27	56	.482	7	17	.412	15	21	.714	7	16	23	22	24	0	6	4	76
Jy23	WAS	L	1	200	21	64	.328	3	18	.167	10	13	.769	11	21	32	14	23	5	9	2	55
Jy25	HOU	L	1	200	24	68	.353	5	23	.217	4	5	.800	12	13	25	17	18	9	11	1	57
Jy27	@SAC	W	1	200	24	59	.407	7	22	.318	6	7	.857	8	15	23	15	23	5	14	4	61
Jy29	@PHO	L	1	200	18	60	.300	8	24	.333	2	4	.500	13	18	31	14	22	5	24	1	46
Jy31	CHA	L	1	200	18	66	.273	6	26	.231	10	15	.667	11	24	35	14	17	5	7	2	52
A2	PHO	W	1	200	22	43	.512	2	11	.182	27	34	.794	5	29	34	18	21	7	18	2	73
A4	@DET	L	1	200	23	53	.434	3	12	.250	7	13	.538	7	24	31	14	22	6	18	2	56
A6	LA	L	1	200	22	55	.400	9	13	.692	6	6	1.000	2	18	20	18	15	5	14	2	59
A7	@UTA	L	1	200	25	60	.417	6	20	.300	14	17	.824	5	18	23	14	23	5	13	2	70
A9	@PHO	L	1	200	21	57	.368	7	21	.333	6	7	.857	10	13	23	13	26	4	12	1	55
A11	UTA	W	1	200	26	56	.464	10	19	.526	21	29	.724	12	15	27	21	25	6	12	3	83
A14	@HOU	L	1	200	18	59	.305	3	22	.136	14	18	.778	13	16	29	11	19	3	15	2	53
A16	CLE	W	1	200	20	59	.339	6	23	.261	11	14	.786	6	13	19	13	18	15	10	5	57
A18	@LA	L	1	200	24	64	.375	4	17	.235	2	7	.286	11	21	32	16	22	8	15	4	54
A20	ORL	L	1	225	32	71	.451	10	28	.357	6	10	.600	13	19	32	22	19	8	15	3	80
A21	@WAS	W	1	200	16	50	.320	5	12	.417	11	18	.611	12	18	30	11	19	7	15	2	48
Season Totals			32	6475	748	1925	.389	200	603	.332	339	470	.721	298	608	906	525	670	204	437	78	2035
Season Averages				202.3	23.4	60.2		6.3	18.8		10.6	14.7		9.3	19.0	28.3	16.4	20.9	6.4	13.7	2.4	63.6



## 1999 DEFENSIVE GAME-BY-GAME STATISTICS

Date	Opponent	W/L	G	MIN	Field Goals			3-Point FG			Free Throws			Rebounds			AST	PF	STL	TO	BLK	PTS
					FG	FGA	PCT	FG	FGA	PCT	FT	FTA	PCT	OFF	DEF	TOT						
Jn12	DET	W	1	200	20	63	.317	4	16	.250	7	12	.583	11	22	33	14	18	8	16	2	51
Jn14	UTA	W	1	200	18	57	.316	2	15	.133	16	19	.842	9	23	32	9	28	5	18	5	54
Jn19	HOU	L	1	200	22	56	.393	4	16	.250	21	26	.808	11	22	33	14	18	10	12	3	69
Jn22	@SAC	L	1	200	31	64	.484	5	16	.313	12	18	.667	9	27	36	19	20	5	17	4	79
Jn24	@LA	W	1	200	25	62	.403	5	18	.278	18	22	.818	11	17	28	14	30	3	15	1	73
Jn26	@UTA	W	1	200	21	48	.438	3	11	.273	17	23	.739	6	27	33	17	21	5	19	5	62
Jn29	SAC	L	1	200	30	59	.508	10	21	.476	16	23	.696	9	31	40	21	14	6	16	3	86
Jy1	LA	L	1	250	27	67	.403	6	22	.273	21	28	.750	7	27	34	17	27	6	14	2	81
Jy3	PHO	W	1	200	17	62	.274	2	19	.105	11	17	.647	20	23	43	9	18	6	11	6	47
Jy6	@HOU	L	1	200	31	58	.534	5	15	.333	13	19	.684	11	25	36	20	15	6	16	3	80
Jy7	@ORL	W	1	200	21	45	.467	6	15	.400	18	23	.783	9	21	30	16	22	6	23	4	66
Jy11	@NY	W	1	200	21	51	.412	5	20	.250	9	9	1.000	7	15	22	16	15	8	16	2	56
Jy12	@CLE	L	1	200	23	52	.442	3	10	.300	18	24	.750	5	28	33	14	18	6	13	3	67
Jy17	NY	W	1	200	23	66	.348	5	16	.313	7	11	.636	10	18	28	15	15	7	11	4	58
Jy19	SAC	W	1	200	22	50	.440	6	16	.375	19	28	.679	11	16	27	16	22	10	21	2	69
Jy21	@CHA	W	1	200	22	52	.423	1	8	.125	22	26	.846	7	22	29	15	18	2	12	3	67
Jy23	WAS	L	1	200	22	48	.458	1	8	.125	15	24	.625	7	25	32	15	18	3	13	2	60
Jy25	HOU	L	1	200	21	45	.467	3	8	.375	17	21	.810	6	25	31	15	15	6	19	3	62
Jy27	@SAC	W	1	200	20	46	.435	4	15	.267	15	22	.682	7	18	25	10	17	5	14	3	59
Jy29	@PHO	L	1	200	31	60	.517	4	13	.308	13	18	.722	10	23	33	25	10	16	13	2	79
Jy31	CHA	L	1	200	21	54	.389	2	12	.167	12	17	.706	7	32	39	18	17	3	13	1	56
A2	PHO	W	1	200	20	59	.339	5	17	.294	11	15	.733	7	18	25	16	25	6	15	1	56
A4	@DET	L	1	200	20	55	.364	4	9	.444	15	21	.714	8	17	25	7	14	7	11	1	59
A6	LA	L	1	200	30	61	.492	6	20	.300	11	14	.786	10	29	39	23	19	6	15	1	77
A7	@UTA	L	1	200	32	63	.508	3	11	.273	13	17	.765	11	28	39	22	22	5	16	1	80
A9	@PHO	L	1	200	19	44	.432	4	11	.364	22	26	.846	10	24	34	14	16	2	13	2	64
A11	UTA	W	1	200	23	51	.451	5	14	.357	22	28	.786	10	16	26	16	29	4	13	4	73
A14	@HOU	L	1	200	25	49	.510	4	15	.267	17	20	.850	7	21	28	16	23	6	16	3	71
A16	CLE	W	1	200	18	42	.429	4	7	.571	10	14	.714	9	20	29	14	18	4	26	5	50
A18	@LA	L	1	200	26	62	.419	5	13	.385	15	24	.625	17	27	44	13	16	9	14	3	72
A20	ORL	L	1	225	31	62	.500	9	15	.600	12	16	.750	7	24	31	26	17	7	16	5	83
A21	@WAS	W	1	200	16	50	.320	2	16	.125	11	16	.688	10	21	31	11	19	6	15	3	45
Season Totals			32	6475	749	1763	.425	137	458	.299	476	641	.743	296	732	1028	507	614	194	492	92	2111
Season Averages				202.3	23.4	55.1		4.3	14.3		14.9	20.0		9.3	22.9	32.1	15.8	19.2	6.1	15.4	2.9	66.0





## 1999 DAY-BY-DAY STATISTICS

Date	Opp	Score	Home	Road	Total	High Scoring	High Rebounds	High Assists	Opponent Scoring	Atten.
Jun 12	DET	W 68-51	1-0	0-0	1-0	Edwards-20	Folkl-6	Tate-7	Brondello-15	12,122
Jun 14	UTA	W 78-54	2-0	0-0	2-0	Reed-16	Folkl/Reed-7	Lloyd Curry-6	Williams-18	8,457
Jun 19	HOU	L 55-69	2-1	0-0	2-1	Edwards-19	Lloyd Curry-8	Lloyd Curry-4	Cooper-22	11,056
Jun 22	@SAC	L 62-79	2-1	0-1	2-2	Lloyd Curry-17	Tate-8	Tate-4	Holland-Corn-15	5,038
Jun 24	@LA	W 86-73	2-1	1-1	3-2	Reed-28	Tate-6	Tate-5	Leslie-21	8,376
Jun 26	@UTA	W 72-62	2-1	2-1	4-2	Edwards-23	Tate-5	Reed-4	Dydek-19	5,705
Jun 29	SAC	L 72-86	2-2	2-1	4-3	K. Smith-21	Tate-6	Tate-5	Griffith-30	8,484
Jul 1	LA	L 77-81 (2 OT)	2-3	2-1	4-4	Reed-23	Folkl/Tate-8	Lloyd Curry-6	Grubin-20	8,536
Jul 3	PHO	W 56-47	3-3	2-1	5-4	Reed-14	Reed-8	Tate-4	Gillom-18	9,560
Jul 6	@HOU	L 54-80	3-3	2-2	5-5	Barnes-9	K. Smith-6	Tate-4	Cooper-21	9,808
Jul 7	@ORL	W 71-66	3-3	3-2	6-5	Edwards-22	Reed-7	Edwards-5	Sam-15	7,229
Jul 11	@INY	W 58-56	3-3	4-2	7-5	Reed-19	Reed-7	Reed-5	Robinson-13	12,975
Jul 12	@CLE	L 55-67	3-3	4-3	7-6	K. Smith-17	Reed-8	Tate/K. Smith-5	Jones-21	7,386
Jul 17	NY	W 60-58	4-3	4-3	8-6	Reed-20	Reed-8	Edwards/Reed-4	Johnson-17	10,290
Jul 19	SAC	W 76-69	5-3	4-3	9-6	Reed-22	Lloyd Curry-8	Reed-6	Griffith-22	9,233
Jul 21	@CHA	W 76-67	5-3	5-3	10-6	Reed-26	Reed/K. Smith-6	Lloyd Curry-11	Mapp-22	4,665
Jul 23	WAS	L 55-60	5-4	5-3	10-7	Reed-28	Reed/Tate-7	K. Smith-5	McCray-19	10,098
Jul 25	HOU	L 57-62	5-5	5-3	10-8	Edwards-25	Potthoff/Reed-4	Lloyd Curry-5	Cooper-20	11,399
Jul 27	@SAC	W 61-59	5-5	6-3	11-8	Edwards-17	Lloyd Curry-8	Edwards-8	Penicheiro-27	5,262
Jul 29	@PHO	L 46-79	5-5	6-4	11-9	Reed-12	Reed-9	Lloyd Curry-3	Gillom-22	12,120
Jul 31	CHA	L 52-56	5-6	6-4	11-10	Reed-21	Reed-13	Edwards-5	Stinson-17	12,690
Aug 2	PHO	W 73-56	6-6	6-4	12-10	Reed-17	Lloyd Curry-9	Tate-5	Askamp-12	9,374
Aug 4	@DET	L 56-59	6-6	6-5	12-11	Reed-19	Lloyd Curry-9	Tate-5	Brondello-21	8,253
Aug 6	LA	L 59-77	6-7	6-5	12-12	Edwards/K. Smith-13	Edwards-8	Potthoff/Reed-4	Leslie-29	11,097
Aug 7	@UTA	L 70-80	6-7	6-6	12-13	Reed-24	Lloyd Curry-6	Edwards-5	Dydek-19	7,583
Aug 9	@PHO	L 55-64	6-7	6-7	12-14	Edwards-18	Reed-6	Edwards-4	Gillom-15	11,964
Aug 11	UTA	W 83-73	7-7	6-7	13-14	K. Smith-27	Edwards-7	Lloyd Curry-6	Hlede-20	10,104
Aug 14	@HOU	L 53-71	7-7	6-8	13-15	Tate-15	Folkl-9	LaFleur/Tate-3	Cooper-17	13,859
Aug 16	CLE	W 57-50	8-7	6-8	14-15	K. Smith-15	Folkl-6	LaFleur/K. Smith-3	Nemcova-17	11,230
Aug 18	@LA	L 54-72	8-7	6-9	14-16	Folkl-15	Barnes/LaFleur-5	Tate-5	Feaster-16	8,943
Aug 20	ORL	L 80-83 (OT)	8-8	6-9	14-17	Folkl-21	Folkl-9	LaFleur-7	S. Johnson-20	14,171
Aug 21	@WAS	W 48-45	8-8	7-9	15-17	Edwards/K. Smith-17	Folkl-7	Edwards-4	McCray-19	19,839





1999 SEASON SUMMARY

	RECORD	HOME	ROAD	OT
OVERALL	15-17	8-8	7-9	0-2

TEAM WINNING & LOSING STREAKS:

	OVERALL	HOME	ROAD
	Win-1	Win-1	Loss-1
Long:	Win-3	Win-3	Win-2
	Loss-4	Loss-3	Loss-6
Last:	Win: 08/21 @ Wash 48-45	Win: 08/16 vs./ Cle 57-50	Win: 08/21 @ Wash 48-45
	Loss: 08/20 vs. Orl 80-83	Loss: 08/20 vs. Orl 80-83	Loss: 08/18 @ LA 54-72

MONTH	W/L	OFFENSE	vs. OPP	HOME ATTENDANCE
June	4-3	70+ 8-4	.500+ 8-10	16 Games
July	7-7	70< 7-13	.500< 6-7	167,901 Total
Aug.	4-7	DEFENSE		10,494 Average
		70+ 2-10		14,171 High
		70< 13-7		

MARGINS	1	2	3	4	5	6	7	8	9	10	11	12	13	14	15	16	17	18	19	20	21	22	23	24	25	26	27	28	29	30+
WON BY:		3	1		1		2		2	2			1				2							1						
LOST BY:			2	2	2				1	1		1		2			1	3								1				1

At Start Of:		OVERALL	HOME	ROAD	ROAD	FG%	OVERALL	HOME-ROAD
					-44%	9-16	4-7	5-9
2nd Qtr	Ahead:	0-0	0-0	0-0	45-49%	4-1	3-1	1-0
	Behind:	0-0	-0-0	0-0	50-54%	2-0	1-0	1-0
	Tied:	15-17	8-8	7-9	55-59%	0-0	0-0	0-0
3rd Qtr	Ahead	10-5	6-4	4-1	+60%	0-0	0-0	0-0
	Behind	3-11	1-3	2-8				
	Tied	2-1	1-1	1-0				
4th Qtr	Ahead	10-5	6-4	4-1				
	Behind	3-11	1-3	2-8				
	Tied	2-1	1-1	1-0				



## ALL-TIME RECORD VS. EASTERN CONFERENCE

### Atlanta Dream

Date	W/L	Score	Site
06/03/08	W	85-81	Philips Arena
07/09/08	L	67-73	Target Center
06/30/09	W	91-85	Philips Arena
07/15/09	L	77-91	Target Center
07/01/10	L	58-76	Philips Arena
07/14/10	W	83-81	Target Center
06/17/11	W	96-85	Target Center
06/19/11	W	77-64	Philips Arena
08/25/12	W	84-74	Philips Arena
09/07/12	W	97-93 (2 OT)	Target Center
07/09/13	W	94-72	Target Center
08/20/13	L	75-88	Phillips Arena
06/13/14	L	85-82	Phillips Arena
07/22/14	W	112-108 (2 OT)	Target Center

**All-Time Series:** 9-5

**2008:** 1-1; **2009:** 1-1; **2010:** 1-1; **2011:** 2-0;

**2012:** 2-0; **2013:** 1-1; **2014:** 1-1

### Chicago Sky

Date	W/L	Score	Site
07/19/06	W	90-82	Target Center
07/28/06	L	65-79	UIC Pavilion
05/25/07	L	77-82	Target Center
06/03/07	L	72-78	UIC Pavilion
05/29/08	W	75-69	UIC Pavilion
07/01/08	L	71-73	Target Center
06/06/09	W	102-85	Target Center
08/15/09	L	76-79	UIC Pavilion
05/29/10	L	58-73	Target Center
08/07/10	W	87-82 (OT)	Allstate Arena
08/12/11	W	79-76	Allstate Arena
09/08/11	W	78-69	Target Center
06/23/12	W	79-67	Target Center
09/11/12	L	70-83	Allstate Arena
08/11/13	L	86-94 (OT)	Allstate Arena
09/14/13	W	79-66	Target Center
05/26/14	W	75-72	Allstate Arena
08/07/14	W	74-64	Target Center

**All-Time Series:** 10-8

**2006:** 1-1; **2007:** 0-2; **2008:** 1-1; **2009:** 1-1;

**2010:** 1-1; **2011:** 2-0; **2012:** 1-1; **2013:** 1-1; **2014:** 2-0

### Connecticut Sun

*(1999-2002 as Orlando Miracle)*

Date	W/L	Score	Site
07/07/99	W	71-66	TD Waterhouse Centre
08/20/99	L	80-83 (OT)	Target Center
06/08/00	W	71-57	TD Waterhouse Centre
06/15/00	W	72-66	Target Center
07/21/01	L	49-71	TD Waterhouse Centre
06/29/02	W	67-59	Target Center
07/10/03	W	83-75	Target Center
07/23/03	L	70-84	Mohegan Sun Arena
07/14/04	W	66-63	Target Center
07/22/04	W	68-52	Mohegan Sun Arena
06/30/05	L	56-71	Mohegan Sun Arena
07/17/05	L	53-72	Target Center
05/23/06	L	69-81	Target Center
06/22/06	L	62-79	Mohegan Sun Arena
06/13/07	W	77-73 (OT)	Target Center
07/17/07	L	79-84	Mohegan Sun Arena
06/06/08	L	77-78	Mohegan Sun Arena
06/10/08	L	66-75	Target Center
08/07/09	W	95-88	Target Center
08/22/09	L	94-98	Mohegan Sun Arena
05/27/10	L	79-105	Mohegan Sun Arena
08/03/10	W	111-103 (OT)	Target Center
07/09/11	W	90-67	Target Center
08/16/11	L	79-108	Mohegan Sun Arena
06/01/12	W	85-72	Mohegan Sun Arena
07/07/12	L	80-86	Target Center
06/01/13	W	90-74	Target Center
08/22/13	W	91-77	Mohegan Sun Arena
05/18/14	W	90-87 (OT)	Target Center
07/27/14	W	76-65	Mohegan Sun Arena

**All-Time Series:** 16-14

**1999:** 1-1; **2000:** 2-0; **2001:** 0-1; **2002:** 1-0; **2003:** 1-1;

**2004:** 2-0; **2005:** 0-2; **2006:** 0-2; **2007:** 1-1; **2008:** 0-2;

**2009:** 1-1; **2010:** 1-1; **2011:** 1-1; **2012:** 1-1; **2013:** 2-0; **2014:** 2-0





## ALL-TIME RECORD VS. EASTERN CONFERENCE

### Indiana Fever

Date	W/L	Score	Site
08/06/00	W	80-75	Target Center
06/12/01	L	60-65	Target Center
06/16/01	L	65-67	Conseco Fieldhouse
07/26/02	L	63-73	Conseco Fieldhouse
06/21/03	W	66-58	Target Center
07/26/03	W	70-65	Conseco Fieldhouse
07/08/04	L	56-58	Conseco Fieldhouse
09/03/04	L	61-69	Target Center
06/24/05	L	55-57	Conseco Fieldhouse
07/19/05	W	66-45	Target Center
06/02/06	W	92-87	Target Center
08/03/06	L	59-69	Conseco Fieldhouse
05/19/07	L	64-83	Conseco Fieldhouse
05/29/07	L	75-89	Target Center
07/24/08	W	84-80 (OT)	Conseco Fieldhouse
09/09/08	W	86-76	Target Center
06/07/09	W	96-74	Conseco Fieldhouse
08/13/09	L	81-91	Target Center
06/06/10	L	51-89	Target Center
08/22/10	W	83-79 (OT)	Conseco Fieldhouse
06/26/11	L	75-78	Target Center
07/15/11	W	80-70	Conseco Fieldhouse
09/14/12	W	66-64	Bankers Life Fieldhouse
09/17/12	W	86-79	Target Center
07/11/13	W	69-62	Bankers Life Fieldhouse
08/24/13	W	84-77	Target Center
06/22/14	W	83-77	Target Center
08/05/14	W	66-64	Bankers Life Fieldhouse

All-Time Series: 16-12

2000: 1-0; 2001: 0-2; 2002: 0-1; 2003: 2-0; 2004: 0-2;

2005: 1-1; 2006: 1-1; 2007: 0-2; 2008: 2-0; 2009: 1-1;

2010: 1-1; 2011: 1-1; 2012: 2-0; 2013: 2-0; 2014: 2-0

### New York Liberty

Date	W/L	Score	Site
07/11/99	W	58-56	Madison Square Garden
07/17/99	W	60-58	Target Center
07/07/00	L	70-76	Target Center
07/06/01	L	57-70	Target Center
07/13/01	L	64-67	Madison Square Garden
08/06/02	W	52-49	Madison Square Garden
06/06/03	L	60-70	Target Center
05/30/04	L	64-68	Target Center
07/15/04	W	69-66	Madison Square Garden
07/15/05	W	64-60	Madison Square Garden
07/24/05	L	47-59	Target Center
06/24/06	L	83-93	Target Center
07/30/06	L	69-78	Madison Square Garden
06/01/07	L	60-70	Target Center
08/02/07	L	66-71	Madison Square Garden
06/14/08	L	76-77	Madison Square Garden
06/24/08	W	91-69	Target Center
06/23/09	W	69-57	Target Center
08/23/09	L	67-80	Madison Square Garden
06/22/10	W	75-68	Madison Square Garden
08/08/10	L	72-74	Target Center
09/02/11	L	62-78	Target Center
09/04/11	W	86-68	Prudential Center
05/22/12	W	80-62	Prudential Center
06/21/12	W	102-70	Target Center
08/18/13	W	88-57	Target Center
08/27/13	W	73-47	Prudential Center
05/24/14	W	87-82	Target Center
07/06/14	L	80-87	Madison Square Garden

All-Time Series: 14-15

1999: 2-0; 2000: 0-1; 2001: 0-2; 2002: 1-0; 2003: 0-1;

2004: 1-1; 2005: 1-1; 2006: 0-2; 2007: 0-2; 2008: 1-1;

2009: 1-1; 2010: 1-1; 2011: 1-1; 2012: 2-0; 2013: 2-0;

2014: 1-1

### Washington Mystics

Date	W/L	Score	Site
07/23/99	L	55-60	Target Center
08/21/99	W	48-45	MCI Center
07/29/00	W	87-85	MCI Center
06/25/01	W	55-51	MCI Center
07/27/01	L	60-62	Target Center
07/03/02	L	63-64	Target Center
06/29/03	W	59-50	MCI Center
05/28/04	W	73-62	Target Center
07/23/04	L	61-65	MCI Center
06/03/05	L	71-74	MCI Center
06/11/05	W	78-60	Target Center
05/27/06	L	75-90	Verizon Center
07/05/06	W	84-74	Target Center
07/10/07	L	83-91 (OT)	Verizon Center
07/20/07	L	87-91 (OT)	Target Center
08/30/08	W	92-78	Target Center
09/14/08	W	96-70	Verizon Center
07/07/09	W	96-94 (OT)	Target Center
08/30/09	L	75-81	Verizon Center
05/16/10	L	76-87	Target Center
08/13/10	L	58-61	Verizon Center
08/18/11	W	81-62	Verizon Center
08/30/11	W	73-56	Target Center
05/30/12	W	79-77	Verizon Center
08/17/12	W	98-69	Target Center
06/08/13	L	80-85	Verizon Center
08/08/13	L	75-79	Target Center
05/16/14	W	89-77	Verizon Center
06/20/14	W	75-65	Target Center

All-Time Series: 16-13

1999: 1-1; 2000: 1-0; 2001: 1-1; 2002: 0-1;

2003: 1-0; 2004: 1-1; 2005: 1-1; 2006: 1-1;

2007: 0-2; 2008: 2-0; 2009: 1-1; 2010: 0-2;

2011: 2-0; 2012: 2-0; 2013: 0-2; 2014: 2-0



# ALL-TIME RECORD VS. WESTERN CONFERENCE

## Los Angeles Sparks

Date	W/L	Score	Site
06/24/99	W	86-73	Great Western Forum
07/01/99	L	77-81 (20T)	Target Center
08/06/99	L	59-77	Target Center
08/18/99	L	54-72	Great Western Forum
06/03/00	L	75-82	Target Center
07/15/00	L	57-58	Great Western Forum
07/31/00	L	66-73	Target Center
06/09/01	L	60-62	Target Center
07/08/01	L	95-100 (OT)	STAPLES Center
07/30/01	L	69-78	STAPLES Center
06/08/02	L	72-76	Target Center
06/21/02	L	64-73	STAPLES Center
08/11/02	L	58-69	Target Center
05/28/03	L	80-83	Target Center
06/10/03	L	75-76	STAPLES Center
08/14/03	L	83-87	Target Center
08/21/03	L	65-88	STAPLES Center
06/11/04	L	55-69	STAPLES Center
06/27/04	L	67-83	Target Center
09/17/04	W	78-66	STAPLES Center
05/25/05	W	68-65	Target Center
06/18/05	L	56-69	STAPLES Center
08/07/05	W	76-72	Target Center
08/23/05	L	63-74	STAPLES Center
05/31/06	W	114-71	Target Center
07/16/06	L	78-90	Target Center
08/13/06	L	59-78	STAPLES Center
06/08/07	L	87-90	STAPLES Center
06/16/07	W	83-58	Target Center
07/27/07	W	85-76	Target Center
08/12/07	L	80-89	STAPLES Center
07/03/08	W	88-70	STAPLES Center
07/27/08	L	84-92 (OT)	Target Center
09/01/08	L	88-96	STAPLES Center
06/10/09	W	87-76	Target Center
07/28/09	L	70-76	Target Center
08/19/09	L	63-78	STAPLES Center
09/11/09	L	61-90	STAPLES Center
06/13/10	L	84-88	STAPLES Center
07/27/10	L	58-71	Target Center
08/12/10	L	77-78	Target Center
08/20/10	L	97-98	STAPLES Center
06/03/11	L	74-82	STAPLES Center
06/05/11	W	86-69	Target Center
07/26/11	W	85-72	Target Center
08/07/11	W	84-78	STAPLES Center
08/20/11	W	87-68	Target Center
05/24/12	W	92-84	Target Center
07/05/12	L	90-96	STAPLES Center
09/04/12	W	88-77	Target Center
09/20/12	L	72-92	STAPLES Center
06/21/13	L	59-87	STAPLES Center
06/28/13	W	88+64	Target Center
07/02/13	L	66-96	STAPLES Center
09/04/13	W	83-74	Target Center
09/12/13	L	84-85	STAPLES Center
06/08/14	W	85-72	STAPLES Center
06/17/14	W	94-77	STAPLES Center
07/08/14	W	83-72	Target Center
08/12/14	L	63-71	Target Center

All-Time Series: 20-40

1999: 3-1; 2000: 0-3; 2001: 0-3; 2002: 0-3; 2003: 0-4; 2004: 1-2;  
 2005: 2-2; 2006: 1-2; 2007: 2-2; 2008: 1-2; 2009: 1-3;  
 2010: 0-4; 2011: 4-1; 2012: 1-2; 2013: 2-3; 2014: 3-1

## Phoenix Mercury

Date	W/L	Score	Site
07/03/99	W	56-47	Target Center
07/29/99	L	46-79	America West Arena
08/02/99	W	76-56	Target Center
08/09/99	L	55-64	America West Arena
06/17/00	W	69-62	America West Arena
06/20/00	L	55-74	Target Center
07/11/00	L	56-64	American West Arena
06/02/01	L	80-89	Target Center
07/14/01	L	67-80	Target Center
08/01/01	W	68-63	America West Arena
06/23/02	L	61-70	America West Arena
07/29/02	L	45-57	America West Arena
08/02/02	W	75-51	Target Center
06/27/03	W	67-59	Target Center
08/04/03	W	61-56	Target Center
08/06/03	L	49-56	America West Arena
08/20/03	W	69-66	America West Arena
06/05/04	W	76-68	Target Center
06/22/04	L	46-69	America West Arena
07/09/04	W	61-59	Target Center
07/18/04	W	63-30	America West Arena
06/22/05	W	75-59	Target Center
07/29/05	L	65-69	America West Arena
08/03/05	L	64-70	America West Arena
08/21/05	L	69-83	America West Arena
06/18/06	W	94-82	Target Center
06/28/06	L	78-81	US Airways Center
08/08/06	L	68-99	US Airways Center
06/05/07	W	90-85	US Airways Center
07/03/07	L	79-95	Target Center
07/22/07	L	93-106	US Airways Center
07/25/07	L	79-103	Target Center
05/31/08	W	94-83	Target Center
09/03/08	L	96-103	US Airways Center
09/12/08	L	87-96	Target Center
06/17/09	L	80-104	US Airways Center
06/27/09	W	109-80	Target Center
07/22/09	W	99-86	US Airways Center
08/01/09	L	74-87	Target Center
06/01/10	W	92-82	Target Center
06/10/10	L	88-99	US Airways Center
07/24/10	L	124-127 (20T)	Target Center
07/29/10	L	92-110	US Airways Center
07/13/11	L	105-112	Target Center
07/20/11	W	106-98	US Airways Center
08/02/11	W	90-73	Target Center
08/09/11	L	80-85	US Airways Center
09/11/11	W	96-90	US Airways Center
05/20/12	W	105-83	Target Center
06/15/12	W	78-60	US Airways Center
06/27/12	W	96-80	Target Center
09/21/12	W	89-66	US Airways Center
06/06/13	W	99-79	Target Center
06/19/13	W	80-69	US Airways Center
07/07/13	W	91-59	Target Center
07/21/13	W	82-77	US Airways Center
07/24/13	W	81-69	Target Center
06/15/14	L	72-80	Target Center
06/18/14	L	79-92	US Airways Center
07/31/14	W	75-67	Target Center
08/09/14	L	80-82	US Airways Center

All-Time Series: 31-30

1999: 2-2; 2000: 1-2; 2001: 1-2; 2002: 1-2; 2003: 2-1; 2004: 3-1;  
 2005: 1-3; 2006: 1-2; 2007: 1-3; 2008: 1-2; 2009: 2-2; 2010: 1-3;  
 2011: 3-2; 2012: 4-0; 2013: 5-0; 2014: 1-3

## San Antonio Stars

(1999-2002 Utah Starzz)

Date	W/L	Score	Site
06/14/99	W	78-54	Target Center
06/26/99	W	72-62	Delta Center
08/07/99	L	70-80	Delta Center
08/11/99	W	83-73	Target Center
06/01/00	L	74-83	Delta Center
06/22/00	W	86-64	Target Center
08/02/00	L	62-72	Target Center
06/23/01	L	80-87	Delta Center
07/28/01	L	60-68 (OT)	Delta Center
08/12/01	W	69-62	Target Center
05/25/02	L	75-79 (OT)	Target Center
07/05/02	L	56-87	Delta Center
07/24/02	W	70-62	Target Center
05/30/03	W	75-65	SBC Center
07/16/03	W	85-78	Target Center
07/25/03	W	81-54	Target Center
08/16/03	W	73-64	SBC Center
05/26/04	L	44-56	SBC Center
06/03/04	W	55-47	Target Center
06/24/04	L	57-70	SBC Center
07/28/04	W	66-53	Target Center
06/28/05	W	63-53	Target Center
07/26/05	L	71-78	SBC Center
08/09/05	W	76-72	Target Center
06/09/06	W	86-79	AT&T Center
06/16/06	L	60-90	AT&T Center
07/09/06	W	85-80	Target Center
08/06/06	W	82-68	Target Center
06/20/07	L	73-80	AT&T Center
06/29/07	W	77-66	AT&T Center
08/19/07	W	81-55	Target Center
06/08/08	W	90-78	Target Center
06/28/08	L	65-73	AT&T Center
07/19/08	W	87-74	AT&T Center
07/25/08	W	78-68	Target Center
07/10/09	L	61-77	Target Center
07/12/09	W	83-76	AT&T Center
08/09/09	L	89-87	Target Center
09/01/09	L	82-84 (20T)	AT&T Center
06/26/10	L	66-80	AT&T Center
07/08/10	W	89-66	Target Center
07/22/10	L	72-74	Target Center
08/10/10	W	73-66	AT&T Center
08/15/10	W	84-78	Target Center
07/31/11	W	70-69	AT&T Center
08/04/11	W	62-60	Target Center
08/26/11	W	85-75	Target Center
08/28/11	W	72-61	AT&T Center
06/03/12	W	83-79	Target Center
06/01/12	L	84-93	AT&T Center
08/28/12	W	96-84 (OT)	Target Center
09/09/12	W	81-62	AT&T Center
09/23/12	W	84-99	AT&T Center
06/11/13	W	87-72	Target Center
07/19/13	W	87-71	AT&T Center
08/02/13	W	85-63	Target Center
08/06/13	W	93-80	AT&T Center
05/30/14	W	88-72	Target Center
06/01/14	W	87-79	AT&T Center
07/03/14	W	91-84	Target Center
07/25/14	W	88-78	Target Center
08/15/14	W	76-92	AT&T Center

All-Time Series: 41-21

1999: 3-1; 2000: 1-2; 2001: 1-2; 2002: 1-2; 2003: 4-0; 2004: 2-2;  
 2005: 2-1; 2006: 3-1; 2007: 2-1; 2008: 3-1; 2009: 1-3; 2010: 3-2;  
 2011: 4-0; 2012: 4-1; 2013: 4-0; 2014: 4-0





# ALL-TIME RECORD VS. WESTERN CONFERENCE

## Seattle Storm

Date	W/L	Score	Site
06/30/00	W	65-53	KeyArena
07/05/00	L	60-67	Target Center
07/21/00	L	61-67	KeyArena
06/28/01	W	68-59	Target Center
07/18/01	W	68-58	Target Center
08/10/01	W	65-51	KeyArena
06/04/02	L	68-78 (OT)	KeyArena
07/31/02	L	63-75	KeyArena
08/04/02	W	73-60	Target Center
06/14/03	W	77-72	KeyArena
07/20/03	W	69-58	Target Center
08/02/03	W	73-71	Target Center
08/08/03	L	65-68	KeyArena
05/20/04	L	85-88	KeyArena
07/30/04	L	55-70	Target Center
09/10/04	W	64-61	Target Center
06/15/05	W	86-81 (OT)	KeyArena
06/26/05	W	73-70	Target Center
08/12/05	L	66-72	Target Center
08/18/05	L	60-76	KeyArena
06/14/06	L	66-74	Target Center
07/01/06	L	75-92	KeyArena
08/01/06	L	75-77	Target Center
06/09/07	L	90-76	KeyArena
06/22/07	W	78-76	Target Center
08/07/07	W	95-74	Target Center
08/14/07	L	81-67	KeyArena
07/05/08	L	71-96	KeyArena
07/22/08	L	73-76	Target Center
09/06/08	L	88-96	KeyArena
06/12/09	L	71-88	Target Center
06/19/09	L	62-90	KeyArena
07/19/09	L	69-72	KeyArena
09/05/09	W	76-68	Target Center
05/19/10	L	76-79	KeyArena
07/17/10	L	71-73	Target Center
08/01/10	W	72-71	Target Center
08/17/10	L	64-68	KeyArena
06/09/11	W	81-74	KeyArena
06/24/11	L	55-65	KeyArena
07/16/11	W	69-62	Target Center
07/29/11	W	92-67	Target Center
05/27/12	W	84-71	Target Center
06/06/12	W	79-55	Target Center
06/17/12	L	62-65	KeyArena
08/21/12	W	86-73	Target Center
08/04/13	W	90-72	Target Center
08/31/13	W	97-74	Target Center
09/07/13	W	75-60	KeyArena
09/10/13	W	73-30	KeyArena
06/06/14	L	62-65	KeyArena
06/27/14	L	71-81	KeyArena
06/29/14	W	74-69	Target Center
07/13/14	W	77-60	Target Center

All-Time Series: 27-27

2000: 1-2; 2001: 3-0; 2002: 1-2; 2003: 3-1; 2004: 1-2;  
2005: 2-2; 2006: 0-3; 2007: 2-2; 2008: 0-3; 2009: 1-3;  
2010: 1-3; 2011: 3-1; 2012: 3-1; 2013: 4-0; 2014: 2-2

## Tulsa Shock

Date	W/L	Score	Site
06/12/99	W	68-51	Target Center
08/04/99	L	56-59	The Palace of Auburn Hills
06/05/00	W	88-68	Target Center
06/17/01	W	71-63	The Palace of Auburn Hills
07/01/02	W	85-80 (OT)	Target Center
07/12/02	L	69-72	The Palace of Auburn Hills
08/23/03	L	77-86 (OT)	Target Center
07/03/04	W	78-70	Target Center
08/01/04	W	59-58	The Palace of Auburn Hills
07/13/05	W	71-61	Target Center
08/11/05	L	66-72 (OT)	The Palace of Auburn Hills
05/24/06	L	69-78	The Palace of Auburn Hills
07/07/06	L	80-92	Target Center
05/22/07	L	75-85	The Palace of Auburn Hills
08/16/07	W	87-77	Target Center
05/18/08	W	84-70	Target Center
06/20/08	L	93-98 (OT)	The Palace of Auburn Hills
07/31/09	L	83-91	The Palace of Auburn Hills
09/09/09	W	75-72	Target Center
05/15/10	W	80-74	BOK Center
05/23/10	L	82-94	Target Center
06/04/10	L	79-92	BOK Center
06/18/10	W	78-67	Target Center
06/19/10	W	92-78	BOK Center
06/07/11	W	75-65	Target Center
06/30/11	W	101-71	BOK Center
08/14/11	W	82-54	Target Center
08/23/11	W	78-72	BOK Center
06/09/12	W	93-73	BOK Center
07/10/12	W	107-86	BOK Center
07/12/12	W	89-74	Target Center
08/19/12	W	83-59	Target Center
08/31/12	W	92-83	Target Center
06/14/13	W	83-74	BOK Center
06/23/13	W	88-79	Target Center
07/13/13	W	86-75	BOK Center
08/16/13	L	77-83	Target Center
05/23/14	W	94-93	BOK Center
07/10/14	W	91-85	BOK Center
07/16/14	W	93-82	Target Center
08/02/14	W	84-75	BOK Center
08/16/14	W	80-63	Target Center

All-Time Series: 30-12

1999: 1-1; 2000: 1-0; 2001: 1-0; 2002: 1-1; 2003: 0-1;  
2004: 2-0; 2005: 1-1; 2006: 0-2; 2007: 1-1; 2008: 1-1;  
2009: 1-1; 2010: 3-2; 2011: 4-0; 2012: 5-0; 2013: 3-1; 2014: 5-0





## FORMER PLAYER STATISTICS



### ABROSIMOVA, SVETLANA

College: Connecticut '01 No: 25 Pos: F Ht: 6-2 Birthdate: July 9, 1980  
Acquired: 2001 WNBA Draft (1st Round/7th overall).  
Departed: Contract expired on February 21, 2008.

YEAR	G-GS	MIN	FG	FGA	PCT	FT	FTA	PCT	OR	DR	TOT	AST	PF	STL	TOBLK	PTS	AVG	
2001	26-23	846	114	293	.389	96	132	.727	43	131	174	53	70	42	85	9	343	13.2
2002	27-27	805	119	316	.377	56	116	.483	45	101	146	60	73	42	92	10	314	11.6
2003	30-25	792	112	285	.393	69	98	.704	44	97	141	82	79	44	90	11	318	10.6
2004	22-11	462	49	139	.353	28	46	.609	17	57	74	45	42	30	43	2	146	6.6
2005	31-31	777	109	276	.395	53	73	.726	29	78	107	60	86	48	80	6	304	9.8
2006	34-2	720	99	241	.411	41	62	.661	44	62	106	54	66	34	61	1	263	7.7
2007	34-29	843	132	298	.443	36	43	.837	53	97	150	85	86	44	68	4	345	10.1
Totals	204-148	5244	734	1848	.397	379	570	.665	275	623	898	439	502	284	519	43	2033	10.0

Three-point FG: 2001: 19-76 (.250); 2002: 20-60 (.333); 2003: 25-82 (.305); 2004: 20-53 (.377); 2005: 33-82 (.402); 2006: 24-65 (.369); 2007: 45-101 (.446); Totals: 186-519 (.358).



### ADAMS, JORDAN

College: New Mexico '03 No: 40 Pos: C Ht: 6-3 Birthdate: May 24, 1981  
Acquired: 2003 WNBA Draft (2nd Round/18th overall).  
Departed: Waived on May 12, 2004.

YEAR	G-GS	MIN	FG	FGA	PCT	FT	FTA	PCT	OR	DR	TOT	AST	PF	STL	TOBLK	PTS	AVG
2003	10-0	96	13	33	.394	2	2	1.000	10	13	23	4	10	2	10	33	3.3

Three-point FG: 5-12 (.417)



### ANOSIKE, NICKY

College: Tennessee '08 No: 21 Pos: F/C Ht: 6-3 Birthdate: Feb. 27, 1986  
Acquired: 2008 WNBA Draft (2nd Round/16th overall).  
Departed: Traded to Washington on April 9, 2011 in exchange for Mystics' 2012 first-round pick.

YEAR	G-GS	MIN	FG	FGA	PCT	FT	FTA	PCT	OR	DR	TOT	AST	PF	STL	TOBLK	PTS	AVG	
2008	34-34	920	99	226	.438	116	166	.699	78	153	231	45	125	75	42	43	314	9.2
2009	30-29	896	130	265	.491	135	194	.696	73	149	222	81	88	81	61	28	396	13.2
2010	31-30	928	83	223	.372	119	154	.773	82	130	212	60	93	62	66	32	285	9.2
Totals	95-93	2744	312	714	.437	370	514	.720	233	432	665	186	306	218	169	103	995	10.5

Three-point FG: 2008: 0-1 (.000); 2009: 1-4 0-0 (.250)



### AYCOCK, ANGELA

College: Kansas '95 No: 12 Pos: F Ht: 6-3 Birthdate: Feb. 28, 1973  
Acquired: Signed as a free agent on July 5, 2000.  
Departed: Waived on April 25, 2001.

YEAR	G-GS	MIN	FG	FGA	PCT	FT	FTA	PCT	OR	DR	TOT	AST	PF	STL	TOBLK	PTS	AVG
2000	3-0	6	0	0	.000	0	0	.000	0	3	3	4	1	0	0	0	0.0

Three-point FG: 0-0 (.000)



### BARNES, ADIA

College: Arizona '98 No: 32 Pos: F Ht: 5-11 Birthdate: Feb. 3, 1977  
Acquired: 1999 WNBA Expansion Draft from Sacramento (4th Round/17th overall).  
Departed: Traded to Phoenix on Oct. 27, 1999, with Tonya Edwards and Trisha Fallon for Marlies Askamp, Angela Aycock & Kristi Harrower.

YEAR	G-GS	MIN	FG	FGA	PCT	FT	FTA	PCT	OR	DR	TOT	AST	PF	STL	TOBLK	PTS	AVG	
1999	19-0	91	7	23	.304	6	12	.500	8	12	20	6	16	5	8	0	21	1.1

Three-point FG: 1-3 (.333)



### BATTEAST, JACQUELINE

College: Notre Dame '05 No: 21 Pos: F Ht: 6-0 Birthdate: March 26, 1983  
Acquired: 2005 WNBA Draft (2nd Round/17th overall).  
Departed: Traded to Detroit along with a 2007 WNBA third-round pick on April 5, 2006 for Ambrosia Anderson and a 2007 WNBA second-round pick.

YEAR	G-GS	MIN	FG	FGA	PCT	FT	FTA	PCT	OR	DR	TOT	AST	PF	STL	TOBLK	PTS	AVG	
2005	8-0	46	0	6	.000	0	0	---	0	5	5	3	4	0	3	1	0	0.0

Three-point FG: 0-0 (.000)



### BROWN, KIESHA

College: Georgia '01 No: 8 Pos: G Ht: 5-10 Birthdate: Jan. 13, 1979  
Acquired: Signed as a free agent on May 2, 2007.  
Departed: Waived on May 25, 2007.

YEAR	G-GS	MIN	FG	FGA	PCT	FT	FTA	PCT	OR	DR	TOT	AST	PF	STL	TOBLK	PTS	AVG
2007	3-0	29	2	9	.222	6	8	.750	2	3	5	2	5	1	2	11	3.7

Three-point FG: 1-3 (.333)



### BRUMFIELD, MARLA

College: Rice '00 No: 25 Pos: G Ht: 5-9 Birthdate: June 6, 1978  
Acquired: 2000 WNBA Draft (2nd Round/22nd overall).  
Departed: Traded to Miami on April 20, 2001 for Georgia Schweitzer.

YEAR	G-GS	MIN	FG	FGA	PCT	FT	FTA	PCT	OR	DR	TOT	AST	PF	STL	TOBLK	PTS	AVG
2000	32-17	613	47	101	.465	29	42	.690	22	38	60	42	70	22	40	124	3.9

Three-point FG: 1-9 (.111)



### BUESCHER, ERIN

College: The Master's College '02 No: 11 Pos: F Ht: 6-2 Birthdate: June 5, 1979  
Acquired: 2001 WNBA Draft (2nd Round/23rd overall).  
Departed: Traded to Charlotte with Maylana Martin on April 19, 2002, for Shaunzinski Gortman.

YEAR	G-GS	MIN	FG	FGA	PCT	FT	FTA	PCT	OR	DR	TOT	AST	PF	STL	TOBLK	PTS	AVG	
2001	32-19	725	64	184	.348	47	76	.618	42	76	118	62	101	27	65	29	183	5.7

Three-point FG: 8-29 (.276)



### BURSE, JANELL

College: Tulane '01 No: 33 Pos: C Ht: 6-5 Birthdate: May 19, 1979  
Acquired: 2001 WNBA Draft (2nd Round/28th overall).  
Departed: Traded to Seattle with Sheri Sam on April 15, 2004 for Amanda Lassiter and a 2004 WNBA first-round draft pick (sixth overall).

YEAR	G-GS	MIN	FG	FGA	PCT	FT	FTA	PCT	OR	DR	TOT	AST	PF	STL	TOBLK	PTS	AVG	
2001	20-0	169	16	48	.333	15	20	.750	23	19	42	5	20	2	20	15	47	2.4
2002	31-2	344	31	83	.373	21	36	.583	29	31	60	7	60	7	18	13	83	2.7
2003	29-14	438	76	155	.490	54	70	.771	40	68	108	19	81	13	42	28	206	7.1
Totals	80-16	951	123	286	.430	90	126	.714	92	118	210	31	161	22	80	56	336	4.2

Three-point FG: 2001: 0-1 (.000); 2002: 0-1 (.000); 2003: 0-2 (.000); Totals: 0-4 (.000)



### BUTTS, TASHA

College: Tennessee '04 No: 1 Pos: G Ht: 5-10 Birthdate: March 10, 1982  
Acquired: 2004 WNBA Draft (2nd Round/20th overall).  
Departed: Waived on May 19, 2005.

YEAR	G-GS	MIN	FG	FGA	PCT	FT	FTA	PCT	OR	DR	TOT	AST	PF	STL	TOBLK	PTS	AVG	
2004	30-0	423	24	80	.300	18	25	.720	21	41	62	25	37	13	23	7	76	2.5

Three-point FG: 10-37 (.270)



### DALEY, GRACE

College: Tulane '00 No: 4 Pos: G Ht: 5-6 Birthdate: June 26, 1978  
Acquired: 2000 WNBA Draft (1st Round/5th overall).  
Departed: Traded to New York on Sept. 18, 2000 for a 2001 WNBA first-round draft pick (12th overall).

Detailed stats from 1999-2000 season to 2001-2002 season (first round draft pick) (Year starting)																		
YEAR	G-GS	MIN	FG	FGA	PCT	FT	FTA	PCT	OR	DR	TOT	AST	PF	STL	TOBLK	PTS	AVG	
2000	30-4	577	57	147	.388	42	65	.646	32	40	72	57	49	12	50	0	173	5.8
Three-point FG: 17-56 (.304)																		



### DARLING, HELEN

College: Penn State '00 No: 12 Pos: G Ht: 5-6 Birthdate: Aug. 29, 1978  
Acquired: 2004 WNBA Dispersal Draft.  
Departed: Traded to Charlotte along with a 2005 second-round draft pick (24th overall) on Feb. 11, 2005 for a second round 2005 pick (17th overall).

YEAR	G-GS	MIN	FG	FGA	PCT	FT	FTA	PCT	OR	DR	TOT	AST	PF	STL	TOBLK	PTS	AVG	
2004	33-22	707	43	130	.331	42	63	.667	11	56	67	115	83	30	74	4	140	4.2

Three-point FG: 12-55 (.218)





## FORMER PLAYER STATISTICS



### DICKERSON, KEITHA

College: Texas Tech '00 No: 40 Pos: F Ht: 5-11 Birthdate: April 20, 1978  
Acquired: 2000 WNBA Draft (2nd Round/24th overall).  
Departed: Waived on May 24, 2001.

YEAR	G-GS	MIN	FG	FGA	PCT	FT	FTA	PCT	OR	DR	TOT	AST	PF	STL	TOBLK	PTS	AVG	
2000	32-29	791	54	142	.380	34	45	.756	31	110	141	59	107	37	70	2	142	4.4
Three-point FG: 0-2 (.000)																		



### DUFFY, MEGAN

College: Notre Dame '06 No: 5 Pos: G Ht: 5-7 Birthdate: July 13, 1984  
Acquired: 2006 WNBA Draft (3rd Round/31st overall).  
Departed: Contract expired on Aug. 19, 2007.

YEAR	G-GS	MIN	FG	FGA	PCT	FT	FTA	PCT	OR	DR	TOT	AST	PF	STL	TOBLK	PTS	AVG	
2006	31-0	389	33	92	.359	27	39	.692	10	19	29	36	37	9	24	0	105	3.4
2007	5-0	48	1	9	.111	4	4	1.000	2	3	5	7	7	1	4	0	7	1.4
Totals	36-0	437	34	101	.337	31	43	.721	12	22	34	43	44	10	28	0	112	3.1
Three-point FG: 2006: 12-37 (.324); 2007: 1-8 (.125); Totals: 13-45 (.289)																		



### EDWARDS, TERESA

College: Georgia '86 No: 4 Pos: G Ht: 5-11 Birthdate: July 19, 1964  
Acquired: 2003 WNBA Draft (2nd Round/14th overall).

YEAR	G-GS	MIN	FG	FGA	PCT	FT	FTA	PCT	OR	DR	TOT	AST	PF	STL	TOBLK	PTS	AVG	
2003	34-34	854	63	168	.375	31	40	.775	24	81	105	148	60	41	92	11	181	5.3
2004	34-34	697	74	200	.370	21	30	.700	29	61	90	79	37	47	93	8	194	5.7
Totals	68-68	1551	137	368	.372	52	70	.743	53	142	195	227	97	88	185	19	375	5.5
Three-point FG: 2003: 24-80 (.300); 2004: 25-85 (.294); Totals: 49-165 (.297)																		



### EDWARDS, TONYA


College: Tennessee '90 No: 13 Pos: G Ht: 5-10 Birthdate: March 13, 1968  
Acquired: 1999 WNBA Draft (1st Round/7th overall).  
Departed: Traded to Phoenix on Oct. 27, 1999, with Adia Barnes and Trisha Fallon for Marlies Askamp, Angela Aycock & Kristi Harrower.

YEAR	G-GS	MIN	FG	FGA	PCT	FT	FTA	PCT	OR	DR	TOT	AST	PF	STL	TOBLK	PTS	AVG	
1999	32-32	1031	165	462	.357	79	98	.806	15	97	112	84	104	27	68	13	475	14.8
Three-point FG: 66-192 (.344)																		



### ELLIS-MILAN, ASHLEY

College: Minnesota No: 34 Pos: F Ht: 6-2 Birthdate: March 21, 1987  
Acquired: Signed as a free-agent on April 22, 2010.  
Departed: Waived on May 12, 2010.



FALLON, TRISHA

College: N/A

No: 9

Pos: F

Ht: 6-3

Birthdate: July 23, 1972

Acquired: 1999 WNBA Draft (2nd Round/19th overall).

Departed: Traded to Phoenix on Oct. 27, 1999, with Adia Barnes and Tonya Edwards for Marlies Askamp, Angela Aycock & Kristi Harrower.

YEAR	G-GS	MIN	FG	FGA	PCT	FT	FTA	PCT	OR	DR	TOT	AST	PF	STL	TOBLK	PTS	AVG	
1999	26-0	281	24	80	.300	23	31	.742	9	13	22	22	30	11	16	6	77	3.0
Three-point FG: 6-17 (.353)																		



### FOLKL, KRISTIN

College: Stanford '98 No: 24 Pos: F Ht: 6-2 Birthdate: Dec. 19, 1975  
Acquired: Allocated by the WNBA on Sept. 15, 1998.  
Departed: Traded to Portland on Feb. 20, 2001, with a 2001 WNBA first-round draft pick (12th overall) for Lynn Pride and Michele Van Gorp.

YEAR	G-GS	MIN	FG	FGA	PCT	FT	FTA	PCT	OR	DR	TOT	AST	PF	STL	TOBLK	PTS	AVG	
1999	32-1	518	67	140	.479	21	39	.538	41	75	116	23	68	14	23	12	157	4.9
2000	32-20	845	86	191	.450	66	94	.702	38	116	154	67	80	23	50	22	242	7.6
Totals	64-21	1363	153	331	.462	87	133	.654	79	191	270	90	148	37	73	34	399	6.2
Three-point FG: 1999: 2-14 (.143); 2000: 4-19 (.211); Totals: 6-33 (.182)																		



### FOX, EMILY

College: Minnesota '09 No: 3 Pos: G Ht: 5-9 Birthdate: April 23, 1987  
Acquired: 2009 WNBA Draft (3rd Round/30th Overall).  
Departed: Waived on June 5, 2009.



### GIDDEN, VANESSA

College: Hofstra No: 43 Pos: F Ht: 6-3 Birthdate: July 1, 1985  
Acquired: Signed as a free-agent on April 22, 2010.  
Departed: Waived on May 12, 2010



### GORTMAN, SHAUNZINSKI

College: South Carolina '00 No: 32 Pos: G Ht: 6-1 Birthdate: Dec. 7, 1979  
Acquired: From Charlotte for Erin Buescher and Maylana Martin on April 19, 2002.  
Departed: Waived on May 18, 2004.



### HAIRSTON, KAMESHA

College: Temple '07 No: 31 Pos: G/F Ht: 5-10 Birthdate: Aug. 18, 1985  
Acquired: Signed as a free agent on May 11, 2009.  
Departed: Waived on May 30, 2009.



### HARDING, LINDSEY

College: Duke '07 No: 10 Pos: G Ht: 5-8 Birthdate: June 12, 1984  
Acquired: Trade with Phoenix on April 4, 2007.  
Departed: Traded to Washington for two 2009 WNBA Draft picks on Jan. 31, 2009.

YEAR	G-GS	MIN	FG	FGA	PCT	FT	FTA	PCT	OR	DR	TOT	AST	PF	STL	TOBLK	PTS	AVG	
2007	20-20	602	86	243	.359	53	78	.679	15	72	87	78	44	20	47	6	233	11.7
2008	24-11	591	51	139	.367	50	72	.687	9	47	56	76	56	27	55	4	154	6.4
Totals	44-31	1193	137	382	.359	103	150	.687	24	119	143	154	100	47	102	10	387	8.8
Three-point FG: 2007: 8-35 (.229); 2008: 2-25 (.080)																		



### HARROWER, KRISTI

College: Australia No: 8 Pos: G Ht: 5-4 Birthdate: March 4, 1975  
Acquired: Trade with Phoenix on Oct. 27, 1999.  
Departed: Rights renounced on May 6, 2009.

YEAR	G-GS	MIN	FG	FGA	PCT	FT	FTA	PCT	OR	DR	TOT	AST	PF	STL	TOBLK	PTS	AVG	
2001	4-1	72	7	15	.467	4	4	1.000	1	3	4	11	4	3	3	0	21	5.3
2002	27-6	481	37	95	.389	4	10	.400	9	37	46	54	24	12	28	0	96	3.6
2003	31-0	499	16	43	.368	8	13	.615	9	30	39	72	15	18	39	3	88	2.8
2005	34-34	832	53	151	.351	28	36	.778	11	71	82	96	37	38	54	1	156	4.6
Totals	158-44	2905	184	499	.369	124	164	.756	41	214	255	381	150	111	200	11	574	3.6
Three-point FG: 2001: 3-6 (.500); 2002: 18-54 (.333); 2003: 16-43 (.372); 2005: 22-68 (.324)																		



### HAYDEN-JOHNSON, VANESSA

College: Florida '04 No: 55 Pos: C Ht: 6-4 Birthdate: June 5, 1982  
Acquired: 2004 WNBA Draft (1st Round/7th overall).  
Departed: Traded to Los Angeles in exchange for Christi Thomas on Jan. 31, 2009

YEAR	G-GS	MIN	FG	FGA	PCT	FT	FTA	PCT	OR	DR	TOT	AST	PF	STL	TO	BLK	PTS	AVG
2004	29-1	350	66	159	.415	21	38	.553	23	61	84	7	65	7	34	29	153	5.3
2005	31-25	595	103	238	.433	40	72	.556	48	115	163	23	110	15	63	68	246	7.9
2006	33-3	424	68	169	.402	41	66	.621	41	74	115	19	118	6	44	44	177	5.4
2008	30-0	304	65	146	.445	27	44	.614	42	63	105	12	82	14	26	14	157	5.2
Totals	123-39	1673	302	712	.424	129	220	.586	154	313	467	61	375	42	167	155	733	6.0
Three-point FG: 2004: 0-0 (.000); 2005: 0-0 (.000); 2006: 0-0 (.000); 2008: 0-0 (.000); Totals: 0-0, (.000)																		



### HODGES, RONEEKA

College: Florida State '05 No: 5 Pos: G Ht: 5-10 Birthdate: June 19, 1982  
Acquired: Dispersal Draft involving former Houston Comets players on Dec. 8, 2008.  
Departed: Signed and traded to San Antonio on Feb. 19 in exchange for future considerations.

YEAR	G-GS	MIN	FG	FGA	PCT	FT	FTA	PCT	OR	DR	TOT	AST	PF	STL	TOBLK	PTS	AVG	
2009	33-27	902	115	276	.417	30	33	.909	20	79	99	64	54	21	36	15	328	9.9
Three-point FG: 68-171 (.398)																		





## FORMER PLAYER STATISTICS



### HOUSTON, CHARDE

College: Connecticut '08 No: 24 Pos: F Ht: 6-0 Birthdate: April 10, 1986  
Acquired: 2008 WNBA Draft (3rd Round/30th overall)

Departed: Signed and traded to Phoenix along with Minnesota's second-round pick (24th overall) on Feb. 28, 2012 in exchange for Phoenix's 2012 second-round pick (18th overall).

YEAR	G-GS	MIN	FG	FGA	PCT	FT	FTA	PCT	OR	DR	TOT	AST	PF	STL	TO BLK	PTS	AVG
2008	33-0	581	116	236	.492	60	81	.741	27	95	122	28	70	30	55	13	292 8.8
2009	34-33	792	175	376	.465	72	99	.727	44	142	186	59	107	43	64	21	445 13.1
2010	34-8	758	153	368	.416	50	71	.704	32	106	138	46	70	43	68	20	402 11.8
2011	27-0	210	31	85	.365	9	12	.750	10	37	47	14	34	9	21	2	77 2.9
Totals	128-41	2,340	475	1,065	.446	191	263	.726	113	380	493	147	281	125	208	561	216 9.5
Three-point PFG: 2008: 0-0 (.000); 2009: 23-69 (.333); 2010: 46-126 (.365); 2011: 6-23 (.261); Totals: 75-218 (.344)																	

Three-point FG: 2008: 0-0 (.000); 2009: 23-69 (.333); 2010: 46-126 (.365); 2011: 6-23 (.261); Totals: 75-218 (.344)



### HORNBUCKLE, ALEXIS

College: Tennessee '08 No: 14 Pos: G Ht: 5-10 Birthdate: Oct. 16, 1985

Acquired: Acquired in a trade from Tulsa Shock on July 26, 2010 in exchange for Rashanda McCants.

Departed: Signed and traded to Phoenix along on Feb. 2, 2012 in exchange for Phoenix's 2013 second-round pick.

YEAR	G-GS	MIN	FG	FGA	PCT	FT	FTA	PCT	OR	DR	TOT	AST	PF	STL	TOBLK	PTS	AVG	
2010	13-0	194	13	46	.283	9	12	.750	8	12	20	17	31	18	12	3	39	3.0
2011	29-0	208	12	32	.375	2	4	.500	6	27	33	16	30	10	21	3	31	1.1
Totals	42-0	402	25	78	.321	11	16	.688	14	39	53	33	61	28	33	6	70	1.7

Three-point FG: 2010: 4-24 (.167); 2011: 5-17 (.294); Totals: 9-41 (.220)



### HUMPHREY, TASHA

College: Georgia '08 No: 34 Pos: F Ht: 6-3 Birthdate: Dec. 29, 1985

Acquired: Signed as a free agent on July 17, 2009.

Departed: Had qualifying offer withdrawn on Feb. 16, 2010, thus making her an unrestricted free agent.

YEAR	G-GS	MIN	FG	FGA	PCT	FT	FTA	PCT	OR	DR	TOT	AST	PF	STL	TO BLK	PTS	AVG	
2009	19-4	340	55	138	.399	21	26	.808	9	50	59	8	54	12	14	6	150	7.9

Three-point FG: 19-59 (.322)



### JACOBS, AMBER

College: Boston College '04 No: 23 Pos: G Ht: 5-8 Birthdate: June 29, 1982

Acquired: 2004 WNBA Draft (3rd Round/33rd overall).

Departed: Signed with Washington on March 17, 2008.

YEAR	G-GS	MIN	FG	FGA	PCT	FT	FTA	PCT	OR	DR	TOT	AST	PF	STL	TOBLK	PTS	AVG	
2004	32-0	391	31	100	.310	20	22	.909	3	33	36	47	36	13	45	0	101	3.2
2005	33-0	478	40	104	.385	21	29	.724	4	15	19	68	34	19	46	4	121	3.7
2006	34-34	860	96	214	.449	47	57	.825	17	73	90	115	71	26	90	2	279	8.2
2007	29-0	328	34	102	.333	8	13	.615	4	16	20	40	31	9	41	0	93	3.2
Totals	128-34	2057	201	520	.387	96	121	.793	28	137	165	270	172	67	222	6	594	4.6

Three-point FG: 2004: 19-60 (.317); 2005: 20-53 (.377); 2006: 40-102 (.392); 2007: 17-65 (.262);

Totals: 96-280 (.343)



### JONES, CHANDI

College: Houston '04 No: 13 Pos: G Ht: 5-9 Birthdate: March 25, 1982

Acquired: From Detroit along with Stacey Thomas and a 2006 WNBA first-round pick (7th overall) on July 30, 2004 for Katie Smith and a 2006 WNBA second-round pick (17th overall).

Departed: Waived on May 18, 2007.

YEAR	G-GS	MIN	FG	FGA	PCT	FT	FTA	PCT	OR	DR	TOT	AST	PF	STL	TO	BLK	PTS	AVG
2005	10-9	281	29	83	.349	12	19	.632	10	23	33	30	26	13	17	3	81	8.1
2006	6-0	38	5	9	.556	4	4	1.000	2	3	5	3	3	1	2	0	17	2.8
Totals	16-9	319	34	92	.370	16	23	.696	12	26	38	33	29	14	19	3	98	6.1

Three-point FG: 2005: 14-43 (.326); 2006: 5-20 (.250); Totals: 19-63 (.302)



### KING BORCHARDT, SUSAN

College: Stanford '05 No: 2 Pos: G Ht: 5-7 Birthdate: July 27, 1981

Acquired: Signed as a free agent on April 25, 2004.

Departed: Waived on July 7, 2005.

YEAR	G-GS	MIN	FG	FGA	PCT	FT	FTA	PCT	OR	DR	TOT	AST	PF	STL	TO BLK	PTS	AVG	
2005	3-0	17	0	1	.000	3	4	.750	0	1	1	1	2	0	0	1	3	1.0

Three-point FG: 0-0 (.000)



### LALEUR, ANNIE

College: N/A No: 35 Pos: G Ht: 5-7 Birthdate: Nov. 3, 1969

Acquired: Allocated by the WNBA on May 26, 1999.

Departed: Traded to Washington on April 17, 2001, for a 2001 WNBA second-round draft pick (28th overall).

YEAR	G-GS	MIN	FG	FGA	PCT	FT	FTA	PCT	OR	DR	TOT	AST	PF	STL	TOBLK	PTS	AVG	
1999	25-0	333	23	66	.348	2	8	.250	14	24	38	36	19	8	20	0	59	2.4
Three-point FG: 11-24 (.458)																		

Three-point FG: 11-24 (.458)



### LASSITER, AMANDA

College: Missouri '01 No: 24 Pos: F Ht: 6-1 Birthdate: June 9, 1979

Acquired: From Seattle along with a 2004 WNBA first-round pick (6th overall) on April 15, 2004 for Janell Burse and Sheri Sam.

Departed: Signed with Chicago on April 21, 2006.

YEAR	G-GS	MIN	FG	FGA	PCT	FT	FTA	PCT	OR	DR	TOT	AST	PF	STL	TO	BLK	PTS	AVG
2004	33-12	563	47	135	.348	6	9	.667	15	65	80	37	74	21	40	22	127	3.8
2005	31-3	388	38	115	.330	7	11	.636	10	36	46	23	55	14	29	4	107	3.5
Totals	64-15	951	85	250	.340	13	20	.650	25	101	126	60	129	35	69	26	234	3.7
Three-point FG: 2004: 27-89 (.303); 2005: 24-72 (.333); Totals: 51-161 (.317)																		

Three-point FG: 2004: 27-89 (.303); 2005: 24-72 (.333); Totals: 51-161 (.317)



### LENNOX, BETTY

College: Louisiana Tech '00 No: 22 Pos: G Ht: 5-8 Birthdate: Dec. 4, 1976

Acquired: 2000 WNBA Draft (1st Round/6th overall).

Departed: Traded to Miami on June 11, 2002 for Tamara Moore. (Minnesota sent a 2003 WNBA first-round draft pick to Miami for a 2003 WNBA

YEAR	G-GS	MIN	FG	FGA	PCT	FT	FTA	PCT	OR	DR	TOT	AST	PF	STL	TOBLK	PTS	AVG	
2000	32-31	984	201	471	.427	84	105	.800	53	125	178	82	112	53	97	9	541	16.9
2001	11-7	241	41	110	.373	19	20	.950	13	41	54	16	29	10	25	4	121	11.0
2002	5-1	138	10	48	.208	6	10	.600	2	14	16	16	23	5	20	0	31	6.2
Totals	48-39	1363	252	629	.401	109	135	.807	68	180	248	114	164	68	142	13	693	14.4
Three-point FG:	2000: 55-139 (.396); 2001: 20-52 (.385); 2002: 5-23 (.217); Totals: 80-214 (.374)																	

Three-point FG: 2000: 55-139 (.396); 2001: 20-52 (.385); 2002: 5-23 (.217); Totals: 80-214 (.374)



### LEWIS, TYNESHA

College: North Carolina State '01 No: 5 Pos: G Ht: 5-10 Birthdate: May 8, 1979

Acquired: Signed as a free agent July 11, 2005.

Departed: Retired on January 12, 2007.

YEAR	G-GS	MIN	FG	FGA	PCT	FT	FTA	PCT	OR	DR	TOT	AST	PF	STL	TOBLK	PTS	AVG	
2005	11-0	90	10	27	.370	7	9	.778	0	5	5	7	7	3	11	1	28	2.5
2006	19-0	202	19	55	.345	7	10	.700	10	17	27	18	16	12	16	5	46	2.4
Totals	30-0	292	29	82	.354	14	19	.483	10	22	32	25	23	15	27	6	74	2.5
Three-point FG: 2005: 1-3 (.333); 2006: 1-11 (.091); Totals: 2-14 (.143)																		

Three-point FG: 2005: 1-3 (.333); 2006: 1-11 (.091); Totals: 2-14 (.143)



### LLOYD CURRY, ANDREA

College: Texas '87 No: 5 Pos: F Ht: 6-2 Birthdate: Sept. 2, 1965

Acquired: 1999 WNBA Draft (3rd Round/31st overall).

Departed: Waived on May 27, 2001.

YEAR	G-GS	MIN	FG	FGA	PCT	FT	FTA	PCT	OR	DR	TOT	AST	PF	STL	TO	BLK	PTS	AVG
1999	32-31	899	75	200	.375	34	45	.756	38	100	138	91	92	30	62	12	214	6.7
2000	14-2	333	26	68	.382	12	17	.706	14	29	43	22	32	12	24	2	75	5.4
Totals	46-33	1232	101	268	.377	46	62	.742	52	129	181	113	124	42	86	14	289	6.3
Three-point FG: 1999: 30-90 (.333); 2000: 11-32 (.344); Totals: 41-122 (.336)																		

Three-point FG: 1999: 30-90 (.333); 2000: 11-32 (.344); Totals: 41-122 (.336)



### LOVELACE, STACEY

College: Purdue '96 No: 5 Pos: F Ht: 6-4 Birthdate: Dec. 5, 1974

Acquired: Signed as a free-agent on May 7, 2004.

Departed: Selected by Chicago in the 2005 WNBA Expansion Draft.

YEAR	G-GS	MIN	FG	FGA	PCT	FT	FTA	PCT	OR	DR	TOT	AST	PF	STL	TO	BLK	PTS	AVG
2004	34-0	388	49	122	.402	20	24	.833	25	41	66	20	47	18	45	9	121	3.6
2005	34-2	594	71	173	.405	43	54	.796	35	72	107	31	57	24	37	11	209	6.1
Totals	68-2	982	120	295	.406	63	78	.807	60	113	173	51	104	42	82	20	330	4.9
Three-point FG: 2004: 3-17 (.176); 2005: 26-63 (.413); Totals: 29-80 (.362)																		

Three-point FG: 2004: 3-17 (.176); 2005: 26-63 (.413); Totals: 29-80 (.362)





## FORMER PLAYER STATISTICS



### MAIGA-BA, HAMCHETOU

College: Old Dominion No: 99 Pos: F Ht: 6-2 Birthdate: April 25, 1978  
Acquired: Signed as a free-agent on Feb. 17, 2010.  
Departed: Waived on May 12, 2011.

YEAR	G-GS	MIN	FG	FGA	PCT	FT	FTA	PCT	OR	DR	TOT	AST	PF	STL	TO BLK	PTS	AVG
2010	34-9	275	43	112	.384	22	33	.667	35	43	78	31	54	13	.36	5	108 3.2

Three-point FG: 0-1 (.000)



### MANN, KRISTEN

College: UC-Santa Barbara '05 No: 44 Pos: F Ht: 6-1 Birthdate: Aug. 10, 1983  
Acquired: 2005 WNBA Draft (1st Round/11th overall); signed as a free-agent on Aug. 3, 2010  
Departed: Free-agency (2010).

YEAR	G-GS	MIN	FG	FGA	PCT	FT	FTA	PCT	OR	DR	TOT	AST	PF	STL	TO BLK	PTS	AVG
2005	24-0	185	30	60	.500	11	16	.688	11	24	35	11	16	8	7	71	3.0
2006	33-33	893	92	238	.387	25	34	.735	23	90	113	94	71	19	50	7	245 7.4
2007	34-17	882	96	256	.375	29	37	.784	39	83	122	43	81	31	27	7	258 7.6
2010	5-0	15	1	6	.166	0	0	.000	0	0	0	0	0	0	0	3	0.6

Totals 96-49 1975 219 560 .391 65 87 .747 73 197 270 148 168 58 84 15 577 6.0

Three-point FG: 2005: 0-9 (.000); 2006: 36-96 (.375); 2007: 37-106 (.349); Totals: 73-211 (.346)



### MARGINEAN, GABRIELA

College: Drexel No: 44 Pos: F Ht: 6-1 Birthdate: Feb. 12, 1987  
Acquired: 2010 WNBA Draft (3rd Round/26th Overall).  
Departed: Waived on May 24, 2010.

YEAR	G-GS	MIN	FG	FGA	PCT	FT	FTA	PCT	OR	DR	TOT	AST	PF	STL	TO BLK	PTS	AVG
2009	4-0	12	1	5	.200	0	0	.000	3	1	4	1	2	1	1	2	0.5

Three-point FG: N/A



### MARTIN, MAYLANA

College: UCLA '00 No: 13 Pos: F Ht: 6-2 Birthdate: April 17, 1978  
Acquired: 2000 WNBA Draft (1st Round/10th overall).  
Departed: Traded to Charlotte with Erin Buescher on April 19, 2002 for Shaunzinski Gortman.

YEAR	G-GS	MIN	FG	FGA	PCT	FT	FTA	PCT	OR	DR	TOT	AST	PF	STL	TO BLK	PTS	AVG
2000	30-13	456	54	118	.458	19	32	.594	25	42	67	21	81	17	29	13	4.4
2001	31-12	494	35	103	.340	19	31	.613	27	59	86	19	87	17	37	15	3.1

Totals 61-25 950 89 221 .403 38 63 .603 52 101 153 40 168 34 66 28 227 3.7

Three-point FG: 2000: 5-19 (.263); 2001: 6-18 (.333); Totals: 11-37 (.297)



### MARTINEZ, NURIA

College: Spain No: 11 Pos: G Ht: 5-9 Birthdate: Feb. 29, 1984  
Acquired: Claimed off of Waivers from Sacramento on May 19, 2004 (2004); signed on April 19, 2010.  
Departed: Waived on August 3, 2010.

YEAR	G-GS	MIN	FG	FGA	PCT	FT	FTA	PCT	OR	DR	TOT	AST	PF	STL	TO BLK	PTS	AVG
2005	1-0	2	0	0	.000	0	0	.000	0	0	0	0	0	0	0	0	0.0
2010	15-0	128	6	33	.182	12	18	.667	0	11	11	11	22	5	12	0	27 1.8

Totals 16-0 130 6 34 .176 12 18 .667 0 11 11 11 22 5 12 0 27 1.7

Three-point FG: 2005: N/A; 2010: 3-20 (.150); Totals: 3-21 (.143)



### McCANTS, RASHANDA

College: North Carolina No: 8 Pos: F/G Ht: 6-1 Birthdate: Nov. 17, 1986  
Acquired: 2009 WNBA Draft (2nd Round/15th Overall)  
Departed: Traded to the Tulsa Shock on July 26, 2010 in exchange for Alexis Hornbuckle.

YEAR	G-GS	MIN	FG	FGA	PCT	FT	FTA	PCT	OR	DR	TOT	AST	PF	STL	TO BLK	PTS	AVG
2009	34-1	482	56	150	.373	22	39	.564	30	38	68	26	74	15	36	10	145 4.3
2010	17-4	268	33	84	.393	2	5	.400	21	20	41	16	37	10	14	2	95 5.6

Totals 51-5 750 89 234 .380 24 44 .545 51 58 109 42 111 25 50 12 240 4.7

Three-point FG: 2009: 11-38 (.289); 2010: 11-37 (.297); Totals: 22-75 (.293)



### McCOY, BRITTANY

College: Minnesota No: 12 Pos: G Ht: 5-10 Birthdate: Nov. 26, 1987  
Acquired: Signed as a free-agent on April 22, 2010  
Departed: Waived on May 22, 2010

YEAR	G-GS	MIN	FG	FGA	PCT	FT	FTA	PCT	OR	DR	TOT	AST	PF	STL	TO BLK	PTS	AVG
2005	1-0	2	0	0	.000	0	0	.000	0	0	0	0	0	0	0	0	0.0
2010	15-0	128	6	33	.182	12	18	.667	0	11	11	11	22	5	12	0	27 1.8

Totals 16-0 130 6 34 .176 12 18 .667 0 11 11 11 22 5 12 0 27 1.7

Three-point FG: 2005: N/A; 2010: 3-20 (.150); Totals: 3-21 (.143)



### McWILLIAMS-FRANKLIN, TAJ

College: St. Edwards No: 8 Pos: F/C Ht: 6-2 Birthdate: Oct. 20, 1970  
Acquired: Signed as a free-agent on Feb. 11, 2001.  
Departed: Waived on May 22, 2010

YEAR	G-GS	MIN	FG	FGA	PCT	FT	FTA	PCT	OR	DR	TOT	AST	PF	STL	TO BLK	PTS	AVG
2011	34-33	994	140	274	.444	47	61	.770	74	131	184	69	81	35	53	24	281 8.3
2012	33-33	879	122	235	.519	30	40	.750	55	122	177	84	75	34	66	46	276 8.4

Totals 67-76 1873 262 509 .515 77 101 .762 129 253 361 153 156 69 119 70 557 8.3

Three-point FG: 2011: 2-9 (.222); 2012: 2-5 (.400); Totals: 4-14 (.286)



### MILLER, KELLY

College: Georgia '01 No: 2 Pos: G Ht: 5-9 Birthdate: Sept. 6, 1978  
Acquired: Acquired from Phoenix in trade involving Nicole Ohlde on Jan. 30, 2009.  
Departed: Departed as free agent (2009).

YEAR	G-GS	MIN	FG	FGA	PCT	FT	FTA	PCT	OR	DR	TOT	AST	PF	STL	TO BLK	PTS	AVG
2009	34-25	945	54	149	.362	20	22	.909	19	55	74	67	56	24	50	2	150 4.4

Three-point FG: 22-66 (.333)



### MOHAMMED, AISHA

College: Virginia '09 No: 32 Pos: F Ht: 6-3 Birthdate: Oct. 21, 1985  
Acquired: Signed as a free agent on May 11, 2009.  
Departed: Waived on May 30, 2009.

YEAR	G-GS	MIN	FG	FGA	PCT	FT	FTA	PCT	OR	DR	TOT	AST	PF	STL	TO BLK	PTS	AVG
2009	16-1	169	14	36	.389	2	2	1.000	15	11	26	19	17	9	12	0	35 2.2

Three-point FG: 5-15 (.333)



### MONTGOMERY, RENEE

College: Connecticut '09 No: 20 Pos: G Ht: 6-7 Birthdate: Dec. 2, 1986  
Acquired: 2009 WNBA Draft (1st round/4th overall).  
Departed: Traded to Connecticut, along with 1st overall pick in 2010 WNBA Draft on Feb. 12, 2010 in exchange for Lindsay Whalen and 2nd overall choice in 2010 WNBA Draft.

YEAR	G-GS	MIN	FG	FGA	PCT	FT	FTA	PCT	OR	DR	TOT	AST	PF	STL	TO BLK	PTS	AVG
2009	34-9	764	102	250	.408	60	72	.833	15	51	66	72	37	25	66	9	306 9.0

Totals 35-0 212 73 .301 21 35 .600 10 20 30 9 39 7 10 3 69 2.0

Three-point FG: 42-121 (.347)



### MOORE, NAVONDA

College: Alabama '07 No: 34 Pos: G Ht: 5-10 Birthdate: Nov. 4, 1984  
Acquired: Signed as an undrafted free agent on April 19, 2007.  
Departed: Waived on April 22, 2009.

YEAR	G-GS	MIN	FG	FGA	PCT	FT	FTA	PCT	OR	DR	TOT	AST	PF	STL	TO BLK	PTS	AVG
2007	19-0	87	7	26	.269	6	8	.750	3	12	15	4	21	3	7	0	21 1.1
2008	16-0	125	15	47	.319	15	27	.556	7	8	15	5	18	4	3	3	48 3.0

Totals 35-0 212 22 73 .301 21 35 .600 10 20 30 9 39 7 10 3 69 2.0

Three-point FG: 2007: 1-8 (.125); 2008: 3-9 (.333); Totals: 4-17 (.235)





## FORMER PLAYER STATISTICS



### MOORE, TAMARA

**College:** Wisconsin '02 **No:** 21 **Pos:** G **Ht:** 5-11 **Birthdate:** April 11, 1980  
**Acquired:** From Miami on June 11, 2002, for Betty Lennox. (Minnesota sent a 2003 WNBA first-round draft pick to Miami for a 2003 WNBA second-round draft pick to complete the trade on July 13, 2002.)  
**Departed:** Traded to Detroit on May 19, 2003 for a 2004 WNBA third-round draft pick (39th overall.)

YEAR	G-GS	MIN	FG	FGA	PCT	FT	FTA	PCT	OR	DR	TOT	AST	PF	STL	TOBLK	PTS	AVG	
2002	26-20	653	63	172	.366	44	53	.830	20	56	76	78	65	23	74	9	196	7.5
Three-point FG: 26-68 (.382)																		



### MURPHY, ESHAYA

**College:** USC '07 **No:** 14 **Pos:** G **Ht:** 5-11 **Birthdate:** April 15, 1985  
**Acquired:** 2007 WNBA Draft (2nd Round/14th Overall).  
**Departed:** Traded to Detroit on June 21, 2008 in exchange for LaToya Thomas.

YEAR	G-GS	MIN	FG	FGA	PCT	FT	FTA	PCT	OR	DR	TOT	AST	PF	STL	TOBLK	PTS	AVG	
2007	32-0	436	54	145	.372	39	46	.848	50	54	104	17	48	19	20	8	165	5.2
2008	2-0	5	1	5	.200	0	0	N/A	2	0	2	0	2	0	0	0	2	1.0
Totals	34-0	441	55	150	.367	39	46	.848	52	54	106	17	50	19	20	8	167	4.9
Three-point FG: 2007: 18-66 (.273); 2008: 0-0 (.000); Totals: 15-66 (.237)																		



### OHLDE, NICOLE

**College:** Kansas State '04 **No:** 3 **Pos:** F **Ht:** 6-4 **Birthdate:** March 13, 1982  
**Acquired:** 2004 WNBA Draft (1st Round/6th Overall).  
**Departed:** Traded to Phoenix on Jan. 31, 2009 in exchange for Kelly Miller and LaToya Pringle.

YEAR	G-GS	MIN	FG	FGA	PCT	FT	FTA	PCT	OR	DR	TOT	AST	PF	STL	TOBLK	PTS	AVG	
2004	34-34	1018	136	308	.442	125	177	.706	83	111	194	60	103	16	74	45	397	11.7
2005	34-34	1038	133	292	.455	116	142	.817	63	131	194	78	92	21	84	22	382	11.2
2006	34-34	872	120	265	.453	87	131	.664	61	129	190	54	99	20	74	25	327	9.6
2007	34-34	922	128	342	.374	136	161	.845	69	139	208	56	127	17	82	20	392	11.5
2008	34-34	559	73	161	.453	51	65	.785	44	68	112	45	197	10	50	22	197	5.8
Totals	170-170	4409	590	1368	.431	515	676	.762	320	578	898	293	509	84	364	134	1695	10.0
Three-point FG: 2004: 0-2 (.000); 2005: 0-2 (.000); 2006: 0-1 (.000); 2007: 0-0 (.000); 2008: 0-0 (.000);																		
Totals: 0-5 (.000)																		



### PAYE, KATE

**College:** Stanford '95 **No:** 14 ('00), 7 ('01) **Pos:** G **Ht:** 5-8 **Birthdate:** March 6, 1974  
**Acquired:** Allocated by the WNBA on May 3, 2000.  
**Departed:** Waived on May 12, 2002.

YEAR	G-GS	MIN	FG	FGA	PCT	FT	FTA	PCT	OR	DR	TOT	AST	PF	STL	TOBLK	PTS	AVG	
2000	28-12	408	19	58	.328	6	9	.667	3	27	30	38	49	8	28	6	56	2.0
2001	32-16	652	30	78	.385	11	16	.688	7	54	61	97	55	21	46	0	91	2.8
Totals	60-28	1060	49	136	.360	17	25	.680	10	81	91	135	104	29	74	6	147	2.5
Three-point FG: 2000: 12-41 (.293); 2001: 20-56 (.357); Totals: 32-97 (.330)																		



### POTTHOFF, ANGIE

**College:** Penn State '97 **No:** 44 **Pos:** F **Ht:** 6-2 **Birthdate:** June 12, 1974  
**Acquired:** 2000 WNBA Draft (4th Round/49th overall).  
**Departed:** Waived on May 7, 2001.

YEAR	G-GS	MIN	FG	FGA	PCT	FT	FTA	PCT	OR	DR	TOT	AST	PF	STL	TOBLK	PTS	AVG	
1999	32-25	710	53	140	.379	18	33	.545	26	59	85	37	84	24	35	5	127	4.0
2000	3-0	8	0	2	.000	0	0	---	0	2	2	1	3	0	0	0	0.0	
Totals	35-25	718	53	142	.373	18	33	.545	26	61	87	38	87	24	35	5	127	3.6
Three-point FG: 1999: 3-18 (.167); 2000: 0-1 (.000); Totals: 3-19 (.158)																		



### PRIDE, LYNN

**College:** Kansas '00 **No:** 34 **Pos:** F **Ht:** 6-2 **Birthdate:** Oct. 16, 1978  
**Acquired:** From Portland with Michele Van Gorp on Feb. 20, 2001 for Kristin Folk and a 2001 WNBA first-round draft pick (12th overall).

**Departed:** Waived on July 6, 2003.

YEAR	G-GS	MIN	FG	FGA	PCT	FT	FTA	PCT	OR	DR	TOT	AST	PF	STL	TOBLK	PTS	AVG	
2001	32-14	713	68	174	.391	33	55	.600	47	99	146	28	77	28	46	20	170	5.3
2002	31-15	589	57	148	.385	8	17	.471	25	78	103	43	73	25	47	25	123	4.0
2003	13-0	66	7	14	.500	3	4	.750	8	9	17	1	11	3	8	1	17	1.3
Totals	76-29	1368	132	336	.393	44	76	.579	80	186	266	72	161	56	101	46	310	4.1
Three-point FG: 2001: 1-4 (.250); 2002: 1-10 (.100); 2003: 0-0 (.000); Totals: 2-14 (.143)																		



### PRINGLE, LATOYA

**College:** North Carolina '08 **No:** 15 **Pos:** F/C **Ht:** 6-3 **Birthdate:** Sept. 11, 1986  
**Acquired:** Traded to Minnesota from Phoenix along with Kelly Miller on Jan. 30, 2009 in exchange for Nicole Ohlde.

**Departed:** Waived on July 26, 2009.

YEAR	G-GS	MIN	FG	FGA	PCT	FT	FTA	PCT	OR	DR	TOT	AST	PF	STL	TOBLK	PTS	AVG
2009	17-0	159	13	30	.433	11	15	.733	14	23	37	8	22	3	14	14	2.2
<b>Three-point FG:</b> 0-0 (.000)																	



### QUINN, NOELLE

**College:** UCLA '07 **No:** 45 **Pos:** G **Ht:** 6-0 **Birthdate:** Jan. 3, 1985  
**Acquired:** 2007 Trade.

**Departed:** Traded to Los Angeles in a three-way deal that netted the Lynx New York's 2010 first-round pick and Raffaella Masciadri from Los Angeles.

YEAR	G-GS	MIN	FG	FGA	PCT	FT	FTA	PCT	OR	DR	TOT	AST	PF	STL	TOBLK	PTS	AVG	
2007	34-19	670	37	124	.298	15	24	.625	18	71	89	148	40	29	67	13	96	2.8
2008	32-25	533	47	118	.398	12	18	.667	12	57	69	81	33	21	46	2	116	3.6
Totals	66-44	1202	84	242	.347	27	42	.643	30	128	158	229	73	50	113	15	212	3.2
Three-point FG: 2007: 7-38 (.184), 2008: 10-32 (.313); Totals: 17-70 (.243)																		



### RASMUSSEN, KRISTEN

**College:** Michigan State '00 **No:** 52 **Pos:** F **Ht:** 6-4 **Birthdate:** Nov. 1, 1978  
**Acquired:** Via Trade with Connecticut on March 14, 2008 in exchange for Tamika Raymond.

**Departed:** Waived on Jan. 9, 2009.

YEAR	G-GS	MIN	FG	FGA	PCT	FT	FTA	PCT	OR	DR	TOT	AST	PF	STL	TOBLK	PTS	AVG	
2009	31-0	393	27	72	.375	17	23	.739	32	53	85	27	48	12	19	6	79	2.5
Three-point FG: 8-23 (.348)																		



### RAYMOND, TAMIKA

**College:** Connecticut '02 **No:** 20 **Pos:** F **Ht:** 6-1 **Birthdate:** April 12, 1980  
**Acquired:** 2002 WNBA Draft (1st Round/6th overall).  
**Departed:** Traded to Connecticut on March 14, 2008 for Kristen Rasmussen.

YEAR	G-GS	MIN	FG	FGA	PCT	FT	FTA	PCT	OR	DR	TOT	AST	PF	STL	TOBLK	PTS	AVG	
2002	31-31	1023	124	221	.561	63	108	.583	96	133	229	51	57	44	74	13	314	10.1
2003	34-34	1121	129	193	.668	45	93	.484	92	117	209	44	78	34	58	10	303	8.9
2004	34-33	978	102	189	.540	49	87	.563	82	123	205	38	65	39	66	5	254	7.5
2005	34-9	758	86	156	.551	25	46	.543	76	95	171	39	52	30	41	2	197	5.8
2006	31-30	671	65	147	.442	16	36	.444	73	101	174	21	44	16	37	1	147	4.7
2007	21-2	149	12	20	.600	7	11	.636	16	24	40	6	18	2	9	0	31	1.5
Totals	185-139	4701	518	926	.559	205	381	.538	435	593	1028	199	314	165	285	31	1246	6.7
Three-point FG: 2002: 3-11 (.273); 2003: 0-2 (.000); 2004: 1-4 (.250); 2005: 0-3 (.000); 2006: 1-9 (.111); 2007: 0-0 (.000); Totals: 5-29 (.172)																		





## FORMER PLAYER STATISTICS



### REED, BRANDY

College: Southern Miss. '98 No: 3 Pos: F Ht: 6-1 Birthdate: Feb. 17, 1977  
Acquired: 1999 Expansion Draft from Phoenix (1st Round/1st overall).  
Departed: Traded to Phoenix on Feb. 18, 2000 for a 2000 WNBA first-round draft pick (fifth overall).

YEAR	G-GS	MIN	FG	FGA	PCT	FT	FTA	PCT	OR	DR	TOT	AST	PF	STL	TO BLK	PTS	AVG
1999	25-24	757	168	366	.459	53	70	.757	55	96	151	64	57	29	63	17	402 16.1

Three-point FG: 13-38 (.342)



### SAM, SHERI

College: Vanderbilt '96 No: 55 Pos: F Ht: 6-0 Birthdate: May 5, 1974  
Acquired: 2003 WNBA Dispersal Draft (2nd overall)  
Departed: Traded to Seattle with Janell Burse on April 15, 2004 for Amanda Lassiter and a 2004 WNBA first-round draft pick (sixth overall).

YEAR	G-GS	MIN	FG	FGA	PCT	FT	FTA	PCT	OR	DR	TOT	AST	PF	STL	TO BLK	PTS	AVG
2003	34-28	953	138	360	.383	74	105	.705	46	96	142	88	70	38	48	6	374 11.0

Three-point FG: 24-73 (.329)



### SCHWEITZER, GEORGIA

College: Duke '01 No: 23 Pos: G Ht: 6-0 Birthdate: Jan. 31, 1979  
Acquired: From Miami on April 20, 2001 for Marla Brumfield.  
Departed: Retired from the WNBA on April 23, 2004.

YEAR	G-GS	MIN	FG	FGA	PCT	FT	FTA	PCT	OR	DR	TOT	AST	PF	STL	TO BLK	PTS	AVG
2001	24-8	423	33	103	.320	13	17	.765	15	35	50	34	34	11	17	6	87 3.6
2002	30-9	509	42	87	.483	26	30	.867	7	44	51	37	47	15	27	5	124 4.1
2003	16-0	118	6	17	.353	0	0	---	7	11	18	7	6	3	8	1	15 0.9
Totals	70-17	1050	81	207	.391	39	47	.830	29	90	119	78	87	29	52	12	226 3.2

Three-point FG: 2001: 8-43 (.186); 2002: 14-33 (.424); 2003: 3-9 (.333); Totals: 25-85 (.294)



### SLAUGHTER, GWEN

College: Tulane '03 No: 45 Pos: F Ht: 6-3 Birthdate: July 1, 1980  
Acquired: Signed as a free agent on April 26, 2004.  
Departed: Contract expired on Jan. 14, 2005.

YEAR	G-GS	MIN	FG	FGA	PCT	FT	FTA	PCT	OR	DR	TOT	AST	PF	STL	TO BLK	PTS	AVG
2004	3-0	7	0	1	.000	2	2	1.000	0	1	1	0	0	0	0	1	2 0.7

Three-point FG: 0-0 (.000)



### SMITH, CHARMIN

College: Stanford '97 No: 21 Pos: G Ht: 5-10 Birthdate: May 2, 1975  
Acquired: Allocated by the WNBA on May 14, 1999.  
Departed: Selected by Seattle in the 2000 WNBA Expansion Draft (6th Round/23rd overall).

YEAR	G-GS	MIN	FG	FGA	PCT	FT	FTA	PCT	OR	DR	TOT	AST	PF	STL	TO BLK	PTS	AVG
1999	13-0	56	1	9	.111	8	10	.800	2	7	9	2	10	1	5	0	10 0.8

Three-point FG: 0-4 (.000)



### SMITH, CRYSTAL

College: Iowa '06 No: 15 Pos: G Ht: 5-6 Birthdate: Mar. 12, 1984  
Acquired: Claimed off waivers from Houston on May 2, 2008  
Departed: Waived on May 18, 2009

YEAR	G-GS	MIN	FG	FGA	PCT	FT	FTA	PCT	OR	DR	TOT	AST	PF	STL	TO BLK	PTS	AVG
2008	1-0	0	0	0	N/A	0	0	N/A	0	0	0	0	0	0	0	0	0.0

Three-point FG: 0-0 (.000)



### SMITH, KATIE

College: Ohio State '96 No: 14 ('99), 30 ('00-'05) Pos: G Ht: 5-11 Birthdate: June 4, 1974  
Acquired: Allocated by WNBA on May 3, 1999.  
Departed: Traded to Detroit along with a 2006 WNBA second-round pick (17th overall) on July 30, 2004 for Chandi Jones, Stacey Thomas and a 2006 WNBA first-round pick (7th overall).

YEAR	G-GS	MIN	FG	FGA	PCT	FT	FTA	PCT	OR	DR	TOT	AST	PF	STL	TO BLK	PTS	AVG
1999	30-29	971	113	292	.387	72	94	.766	42	46	88	60	106	19	55	10	350 11.7
2000	32-32	1193	203	482	.421	152	175	.869	28	65	93	90	71	44	76	7	646 20.2
2001	32-32	1234	204	519	.393	246	275	.895	40	82	122	70	94	23	87	5	739 23.1
2002	31-31	1138	162	401	.404	126	153	.824	24	68	92	79	87	32	70	7	512 16.5
2003	34-34	1185	208	455	.457	126	143	.881	40	98	138	84	112	25	67	6	620 18.2
2004	23-23	800	137	318	.431	109	899	.899	17	67	84	52	63	23	51	6	432 18.8
2005	23-23	766	100	261	.383	71	9	.789	12	43	55	61	46	25	54	2	306 13.3
Totals	205-204	7287	1127	2728	.413	891	1039	.857	203	469	672	496	579	191	460	43	3605 17.6

Three-point FG: 1999: 52-136 (.382); 2000: 88-232 (.379); 2001: 85-240 (.354); 2002: 62-188 (.330); 2003:

78-200 (.390); 2004: 60-139 (.432); 2005: 35-104 (.337); Totals: 460-1239 (.371)



### STANSBURY, TIFFANY

College: North Carolina State '06 No: 42 Pos: F Ht: 6-3 Birthdate: Jan. 16, 1983  
Acquired: Signed as a Free Agent on May 25, 2007  
Departed: Waived on May 15, 2008

YEAR	G-GS	MIN	FG	FGA	PCT	FT	FTA	PCT	OR	DR	TOT	AST	PF	STL	TO BLK	PTS	AVG
2007	30-14	437	55	120	.458	20	39	.513	50	80	130	15	78	13	29	11	130 4.3

Three-point FG: 0-0 (.000)



### STIRES, SHANELE

College: Kansas State '95 No: 3 Pos: F Ht: 5-11 Birthdate: May 21, 1972  
Acquired: 2000 WNBA Draft (4th Round/56th overall).  
Departed: Retired from the WNBA on April 30, 2003.

YEAR	G-GS	MIN	FG	FGA	PCT	FT	FTA	PCT	OR	DR	TOT	AST	PF	STL	TO BLK	PTS	AVG
2000	21-0	117	13	29	.448	4	6	.667	6	8	14	7	22	6	14	0	35 1.7
2001	18-5	201	20	53	.377	5	7	.714	10	17	27	14	26	8	19	4	51 2.8
2002	9-0	22	2	4	.500	1	2	.500	4	2	6	1	3	0	2	1	6 0.7
Totals	48-5	340	35	86	.407	10	15	.667	20	27	47	22	51	14	35	5	92 1.9

Three-point FG: 2000: 5-10 (.500); 2001: 6-25 (.240); 2002: 1-2 (.500); Totals: 12-37 (.324)



### TATE, SONJA

College: Arkansas State '93 No: 19 ('99), 10 ('00) Pos: G Ht: 5-8 Birthdate: Sept. 7, 1971  
Acquired: 1999 WNBA Draft (4th Round/43rd overall); Allocated by the WNBA on April 25, 2002.  
Departed: Waived on May 27, 2001; Placed on the Suspended List on May 24, 2002; Waived on May 7, 2003.

YEAR	G-GS	MIN	FG	FGA	PCT	FT	FTA	PCT	OR	DR	TOT	AST	PF	STL	TO BLK	PTS	AVG
1999	32-18	828	52	147	.354	23	30	.767	48	79	127	100	84	36	65	3	143 4.5
2000	8-0	94	10	22	.455	1	2	.500	6	7	13	5	13	3	7	0	27 3.4
Totals	40-18	922	62	169	.367	24	32	.750	54	86	140	105	97	39	72	3	170 4.3

Three-point FG: 1999: 16-67 (.239); 2000: 6-11 (.545); Totals: 22-78 (.282)



### THOMAS, CHRISTI

College: Georgia '04 No: 4 Pos: F/C Ht: 6-4 Birthdate: Aug. 14, 1982  
Acquired: Traded to Minn. on Jan. 30, 2009 from Los Angeles in exchange for Vanessa Hayden-Johnson.  
Departed: Waived on July 17, 2009.

YEAR	G-GS	MIN	FG	FGA	PCT	FT	FTA	PCT	OR	DR	TOT	AST	PF	STL	TO BLK	PTS	AVG
2009	11-0	66	1	21	.048	1	2	.500	5	10	15	3	15	3	6	5	3 0.3

Three-point FG: 0-7 (.000)





## FORMER PLAYER STATISTICS



### THOMAS, LATOYA

College: Mississippi State '03 No: 32 Pos: F Ht: 6-2 Birthdate: June 6, 1981  
Acquired: From Detroit on June 21, 2008 in exchange for Eshaya Murphy.  
Departed: Free-Agency.

YEAR	G-GS	MIN	FG	FGA	PCT	FT	FTA	PCT	OR	DR	TOT	AST	PF	STL	TOBLK	PTS	AVG	
2008	13-0	147	19	38	.500	4	9	.44	8	17	25	3	16	2	18	0	47	3.6
Three-point FG: 5-7 (.714)																		

Three-point FG: 5-7 (.714)



### THOMAS, STACEY

College: Michigan '00 No: 9 Pos: F Ht: 5-10 Birthdate: Aug. 29, 1978  
Acquired: From Detroit along with Chandi Jones and a 2006 WNBA first-round pick (7th overall) on July 30, 2004 for Katie Smith and a 2006 WNBA second-round pick (17th overall).  
Departed: Signed with Charlotte on April 12, 2006.

YEAR	G-GS	MIN	FG	FGA	PCT	FT	FTA	PCT	OR	DR	TOT	AST	PF	STL	TO BLK	PTS	AVG
2005	1-0	3	0	2	.000	0	0	---	1	1	2	0	0	0	0	0	0.0

Three-point FG: 0-0 (.000)



### THORBURN, SHONA

College: Utah '06 No: 10 Pos: G Ht: 5-9 Birthdate: Aug. 7, 1982  
Acquired: 2006 WNBA Draft (1st Round/7th overall).  
Departed: Waived on May 14, 2007.

Department: Warped on May 17, 2007																		
YEAR	G-GS	MIN	FG	FGA	PCT	FT	FTA	PCT	OR	DR	TOT	AST	PF	STL	TO	BLK	PTS	AVG
2006	22-0	143	5	27	.185	5	8	.625	4	14	18	19	11	4	14	2	16	0.7

Three-point FG: 1-8 (.125)



### THORN, ERIN

College: BYU '03 No: 5 Pos: G Ht: 5-10 Birthdate: May 19, 1981  
Acquired: Signed as a free agent on Feb. 13, 2012.  
Departed: Waived on Jan. 11, 2013.

YEAR	G-GS	MIN	FG	FGA	PCT	FT	FTA	PCT	OR	DR	TOT	AST	PF	STL	TO	BLK	PTS	AVG
2012	26-0	195	17	47	.362	6	6	1.000	5	19	24	24	3	4	13	0	52	2.0

Three-point FG: 12-34 (.353)



### VAN GORP, MICHELLE

College: Duke '99 No: 31 Pos: C Ht: 6-6 Birthdate: May 10, 1977  
Acquired: From Portland along with Lynn Pride on Feb. 20, 2001, for Kristin Folk and a 2001 WNBA first-round draft pick (12th overall).  
Departed: Contract expired on Jan. 15, 2005.

YEAR	G-GS	MIN	FG	FGA	PCT	FT	FTA	PCT	OR	DR	TOT	AST	PF	STL	TOBLK	PTS	AVG	
2001	22-8	243	15	40	.375	11	20	.550	15	19	34	12	36	3	18	6	41	1.9
2002	22-13	352	41	90	.456	16	22	.727	29	35	64	14	53	6	20	11	100	4.5
2003	31-1	528	70	162	.432	35	52	.673	32	75	107	17	87	10	56	20	175	5.6
2004	8-0	66	9	19	.474	4	8	.500	6	7	13	1	8	0	7	1	22	2.8
Totals	83-22	1189	135	311	.434	66	102	.647	82	136	218	44	184	19	101	38	338	4.1

Totals 83-22 1189 135 311 .434 66 102 .647 82 136 218 44 184 19 101 38 338 4.1

Three-point FG: 2001: 0-1 (.000); 2002: 2-7 (.286); 2003: 0-1 (.000); 2004: 0-1 (.000); Totals: 2-10 (.200)



### WIGGINS, CANDICE

College: Stanford '08 No: 11 Pos: G Ht: 5-11 Birthdate: Feb. 14, 1987  
Acquired: 2008 WNBA Draft (1st Round/3rd Overall).  
Departed: Traded to Tulsa as part of three-team trade in which Minnesota received Janel McCarville and Tulsa's 2014 second-round pick on March 1, 2013.

YEAR	G-GS	MIN	FG	FGA	PCT	FT	FTA	PCT	OR	DR	TOT	AST	PF	STL	TO BLK	PTS	AVG	
2008	30-1	824	137	340	.403	161	197	.817	39	58	97	90	113	54	57	7	472	15.7
2009	34-34	1017	135	360	.375	134	150	.893	30	70	100	88	99	41	81	7	446	13.1
2010	8-7	238	30	74	.405	29	30	.967	7	15	22	17	21	14	19	0	110	13.8
2011	34-0	582	68	176	.386	15	24	.625	6	57	63	50	59	18	30	7	200	5.9
2012	34-1	741	71	197	.360	32	37	.865	11	62	73	67	67	24	61	4	232	6.8
Totals	140-43	3402	441	1147	.386	371	438	.865	93	262	355	312	359	151	248	25	1460	

Totals 140-43 3402 441 1147 .386 371 438 .865 93 262 355 312 359 151 248 25 1460

10.4Three-point FG: 2008: 37-121 (.306); 2009: 42-131 (.321); 2010: 21-46 (.457); 2011: 49-124 (.395); 2012:

58-146 (.397); Totals: 207-568 (.364)



### WHITING-RAYMOND, VAL

College: Stanford '93 No: 52 Pos: F Ht: 6-2 Birthdate: April 9, 1972  
Acquired: From Detroit on April 20, 2001 for a 2002 WNBA second-round draft pick (22nd overall).  
Departed: Waived on June 25, 2002.

YEAR	G-GS	MIN	FG	FGA	PCT	FT	FTA	PCT	OR	DR	TOT	AST	PF	STL	TOBLK	PTS	AVG	
2001	26-15	462	24	90	.267	40	54	.741	25	58	83	16	62	15	34	14	88	3.4
2002	6-3	52	4	13	.308	5	12	.417	3	6	9	5	10	2	4	2	13	2.2
Totals	32-18	514	28	103	.272	45	66	.682	28	64	92	21	72	17	38	16	101	3.2
Three-point FG: 2001: 0-1 (.000); 2002: 0-0 (---); Totals: 0-1 (.000)																		

Totals 32-18 514 28 103 .272 45 66 .682 28 64 92 21 72 17 38 16 101 3.2

Three-point FG: 2001: 0-1 (.000); 2002: 0-0 (---); Totals: 0-1 (.000)



### WILLIAMS, ADRIAN

College: Southern California '99 No: 34 Pos: F Ht: 6-4 Birthdate: Feb. 15 1977  
Acquired: Signed as a free agent on Feb. 1, 2006.  
Departed: F

YEAR	G-GS	MIN	FG	FGA	PCT	FT	FTA	PCT	OR	DR	TOT	AST	PF	STL	TO BLK	PTS	AVG	
2006	32-0	488	60	134	.448	37	69	.536	40	109	149	8	60	25	19	8	157	4.9

Three-point FG: 0-1 (.000)



### ZOLL, SHARNEE

College: Virginia '08 No: 5 Pos: G Ht: 5-7 Birthdate: July 11, 1986  
Acquired: Claimed off of Waivers from Los Angeles on May 18, 2008  
Departed: Waived on June 26, 2008

Dejected: waived on June 26, 2009																		
YEAR	G-GS	MIN	FG	FGA	PCT	FT	FTA	PCT	OR	DR	TOT	AST	PF	STL	TOBLK	PTS	AVG	
2008	6-0	30	2	8	.250	5	6	.833	1	2	3	3	2	1	3	0	10	1.7

Three-point FG: 1-3 (.333)





# LYNX DRAFT HISTORY

## 1999 WNBA DRAFT

Player	Pos.	Ht.	Draft Selection	College/Team
Tonya Edwards	G	5-10	1st Round, 7th Overall	Columbus Quest (ABL)
Trisha Fallon	F	6-3	2nd Round, 19th Overall	Australia (WNBL)
Andrea Lloyd Curry	C	6-2	3rd Round, 31st Overall	Columbus Quest (ABL)
Sonja Tate	G	5-8	4th Round, 43rd Overall	Columbus Quest (ABL)
Angie Potthoff	F	6-2	4th Round, 49th Overall	Columbus Quest (ABL)

## 2000 WNBA DRAFT

Player	Pos.	Ht.	Draft Selection	College/Team
Grace Daley*	G	5-6	1st Round, 5th Overall	Tulane
Betty Lennox	G	5-8	1st Round, 6th Overall	Louisiana Tech
Maylana Martin**	F	6-3	1st Round, 10th Overall	UCLA
Marla Brumfield	G	5-9	2nd Round, 22nd Overall	Rice
Keitha Dickerson**	F	5-10	2nd Round, 24th Overall	Texas Tech
Phylesha Whaley	F	5-10	3rd Round, 38th Overall	Oklahoma
Jana Lichnerova	C	6-3	4th Round, 54th Overall	St. Joseph's
Shanele Stires**	F	5-11	4th Round, 56th Overall	Columbus Quest (ABL)

\* – from Phoenix for Brandy Reed

\*\* – from Miami for Marlies Askamp

## 2001 WNBA DRAFT

Player	Pos.	Ht.	Draft Selection	College/Team
Svetlana Abrosimova	F	6-2	1st Round, 7th Overall	Connecticut
Erin Buescher	F	6-2	2nd Round, 23rd Overall	The Master's College
Janell Burse*	C	6-5	2nd Round, 28th Overall	Tulane
Tombi Bell	G	5-5	3rd Round, 39th Overall	Florida
Megan Taylor	G	5-10	4th Round, 55th Overall	Iowa State

\* – from Washington for Annie Burgess (formerly LaFleur)

## 2002 WNBA DRAFT

Player	Pos.	Ht.	Draft Selection	College/Team
Tamika Williams	F	6-2	1st Round, 6th Overall	Connecticut
Lindsey Meder	G	5-8	3rd Round, 38th Overall	Iowa
Sharron Francis	G	5-8	4th Round, 54th Overall	Old Dominion

## 2003 WNBA DRAFT

Player	Pos.	Ht.	Draft Selection	College/Team
Teresa Edwards	G	5-11	2nd Round, 14th Overall	Georgia
Jordan Adams	C	6-3	2nd Round, 18th Overall	New Mexico
Carla Bennett	C	6-3	3rd Round, 29th Overall	Drake

## 2004 WNBA DRAFT

Player	Pos.	Ht.	Draft Selection	College/Team
Nicole Ohlde*	F	6-5	1st Round, 6th Overall	Kansas State
Vanessa Hayden	C	6-4	1st Round, 7th Overall	Florida
Tasha Butts	F	5-11	2nd Round, 20th Overall	Tennessee
Amber Jacobs	G	5-8	3rd Round, 33rd Overall	Boston College
Kate Bulger**	G	5-11	3rd Round, 38th Overall	West Virginia

\* – from Seattle for Sheri Sam

\*\* – from Detroit for Tamara Moore

## 2005 WNBA DRAFT

Player	Pos.	Ht.	Draft Selection	College/Team
Kristen Mann	F	6-2	1st Round, 11th Overall	UC Santa Barbara
Jacqueline Batteast*	F	6-2	2nd Round, 17th Overall	Notre Dame
Monique Bivins	G	5-9	3rd Round, 37th Overall	Alabama

\* – from Charlotte for Helen Darling

## 2006 WNBA DRAFT

Player	Pos.	Ht.	Draft Selection	College/Team
Seimone Augustus	G	6-1	1st Round, 1st Overall	Louisiana State
Shona Thorburn*	G	5-10	1st Round, 7th Overall	Utah
Megan Duffy	G	5-7	3rd Round, 31st Overall	Notre Dame

\* – from Detroit for Katie Smith

## 2007 WNBA DRAFT

Player	Pos.	Ht.	Draft Selection	College/Team
Noelle Quinn	G	6-0	1st Round, 4th Overall	UCLA
Eshaya Murphy	G	5-11	2nd Round, 15th Overall	Southern California
Brooke Smith*	C	6-3	2nd Round, 23rd Overall	Stanford
Kathrin Ress**	F	6-4	2nd Round, 24th Overall	Boston College

\* – from Sacramento for Adrian Williams \*\* – from Detroit for Jacqueline Batteast

## 2008 WNBA DRAFT

Player	Pos.	Ht.	Draft Selection	College/Team
Candice Wiggins	G	5-11 1/2	1st Round, 3rd Overall	Stanford
Nicky Anosike	C	6-4	2nd Round, 16th Overall	Tennessee
Charde Houston	F	6-1	3rd Round, 30th Overall	Connecticut

## 2009 WNBA DRAFT

Player	Pos.	Ht.	Draft Selection	College/Team
Renee Montgomery	G	5-7	1st Round, 4th Overall	Connecticut
Quanita Hollingsworth*	C	6-5	1st Round, 9th Overall	Virginia Commonwealth
Rashanda McCants*	F	6-1	2nd Round, 15th Overall	North Carolina
Emily Fox	G	5-9	3rd Round, 30th Overall	Minnesota

\* – from Washington for Lindsey Harding

## 2010 WNBA DRAFT

Player	Pos.	Ht.	Draft Selection	College/Team
Monica Wright	G	5-11	1st Round, 2nd Overall	Virginia
Kelsey Griffin*	F	6-2	1st Round, 3rd Overall	Nebraska
Gabriela Marginean	F	6-1	3rd Round, 26th Overall	Drexel

\* – traded to Connecticut in exchange for its 2011 first and second round picks

## 2011 WNBA DRAFT

Player	Pos.	Ht.	Draft Selection	College/Team
Maya Moore	F	6-0	1st Round, 1st Overall	Virginia
Amber Harris	F	6-5	1st Round, 4th Overall	Nebraska
Jessica Breland*	F	6-4	2nd Round, 13th Overall	
Felicia Chester**	F	6-3	2nd Round, 14th Overall	
Kachine Alexander	G	5-11	3rd Round, 26th Overall	

\* – traded to New York in exchange for No. 22 overall pick (Angel Robinson) and 2012 second-round pick

\*\* – traded to Atlanta in exchange for No. 18 overall pick (Rachel Jarry) and 2012 second-round pick





## LYNX DRAFT HISTORY

### 2012 WNBA DRAFT

Player	Pos.	Ht.	Draft Selection	College/Team
Devereaux Peters	F	6-2	1st Round, 3rd Overall	Notre Dame
Damiris Dantas	C	6-4	1st Round, 12th Overall	Brazil
Julie Wojta	G/F	6-0	2nd Round, 18th Overall	Wisconsin-Green Bay
Kayla Standish	F	6-2	2nd Round, 19th Overall	Gonzaga
Nika Baric	G	5-7	2nd Round, 20th Overall	Slovenia
Jacki Gemelos	G	6-0	3rd Round, 31st Overall	USC

### 2013 WNBA DRAFT

Player	Pos.	Ht.	Draft Selection	College/Team
Lindsey Moore	G	5-9	1st Round, 12th Overall	Nebraska
Ta'Shauna Rodgers	G	5-11	2nd Round, 14th Overall	Georgetown
Janeesa Jeffery	G	5-10	2nd Round, 24th Overall	Colorado
Walteia Rolle	C	6-6	3rd Round, 31st Overall	USC

### 2014 WNBA DRAFT

Player	Pos.	Ht.	Draft Selection	College/Team
Tricia Liston	F	6-1	1 Round, 12th Overall	Duke
Asya Bussie	C	6-4	2 Round, 15th Overall	West Virginia
Christina Foggie	G	5-9	2 Round, 24th Overall	Vanderbilt
Asia Taylor	F	6-1	4 Round, 36th Overall	Louisville

### 2015 WNBA DRAFT

Player	Pos.	Ht.	Draft Selection	College/Team
Reshanda Gray	F	6-3	2nd Round, 16th Overall	California
Shae Kelley	F	6-1	3rd Round, 25th Overall	Minnesota





## ALL-TIME COLLEGE ROSTER

**Alabama-1** Navonda Moore  
**Arizona-1** Adia Barnes  
**Arkansas State-1** Sonja Tate  
**Boston College-2** Amber Jacobs, Kathrin Ress  
**BYU-1** Erin Thorn  
**California - 1** Reshanda Gray  
**Connecticut-5** Svetlana Abrosimova, Charde Houston, Renee Montgomery, Maya Moore, Tamika Raymond  
**Drexel-1** Gabriela Marginean  
**Duke-4** Lindsey Harding, Georgia Schweitzer, Michele Van Gorp, Tricia Liston  
**Florida-1** Vanessa Hayden-Johnson  
**Florida State-1** Roneeka Hodges  
**Georgia-5** Kiesha Brown, Teresa Edwards, Tasha Humphrey, Kelly Miller, Christi Thomas  
**Georgetown-2** Rebekkah Brunson, Sugar Rodgers  
**George Washington-2** Jessica Adair, Anna Montanana  
**Houston-1** Chandi Jones  
**Kansas-2** Angela Aycock, Lynn Pride  
**Kansas State-2** Shanele Stires, Nicole Ohlde  
**Iowa-2** Lindsey Meder, Crystal Smith  
**Louisiana State-1** Seimone Augustus  
**Louisiana Tech-1** Betty Lennox  
**Louisville 1 - Asia Taylor**  
**The Master's College-1** Erin Buescher  
**Michigan-1** Stacey Thomas  
**Michigan State -1** Kristen Rasmussen  
**Minnesota-3** Lindsay Whalen, Janel McCarville, Shae Kelley  
**Mississippi State-1** LaToya Thomas  
**Missouri-1** Amanda Lassiter  
**New Mexico-1** Jordan Adams  
**Nebraska -1** Lindsey Moore  
**Notre Dame-2** Jacqueline Batteast, Megan Duffy  
**North Carolina-2** Rashanda McCants, LaToya Pringle  
**North Carolina State-2** Tynesha Lewis, Tiffany Stansbury  
**Ohio State-1** Katie Smith  
**Old Dominion-1** Hamchetou Maiga-Ba  
**Penn State-2** Angie Potthoff, Helen Darling  
**Purdue-1** Stacey Lovelace-Tolbert  
**Rice-1** Marla Brumfield  
**South Carolina-1** Shaunzinski Gortman  
**Southern California-2** Shay Murphy, Adrian Williams  
**Southern Mississippi-1** Brandy Reed  
**St. Edward's-1** Taj McWilliams-Franklin  
**Stanford-6** Kristin Folk, Kate Paye, Charmin Smith, Val Whiting-Raymond, Susan King Borchardt, Candice Wiggins  
**Tennessee-4** Nicky Anosike, Tasha Butts, Tonya Edwards, Alexis Hornbuckle

**Texas-1** (Andrea Lloyd Curry  
**Texas Tech-1** Keitha Dickerson  
**Tulane-3** Janell Burse, Grace Daley, Gwen Slaughter  
**UCLA-2** Maylana Martin, Noelle Quinn  
**UC Santa Barbara-1** Kristen Mann  
**Utah-1** Shona Thorburn  
**Vanderbilt-2** Sheri Sam, Asia Bussie  
**Virginia-2** Monica Wright, Sharnee Zoll  
**Virginia Commonwealth-1** Quanitra Hollingsworth  
**West Virginia 1 - Asya Bussie**  
**Wisconsin-1** Tamara Moore  
**Xavier-1** Amber Harris  
**Australia-4** Trisha Fallon, Annie LaFleur, Kristi Harrower, Rachel Jarry  
**Spain-1** Nuria Martinez





## ALL-TIME NUMBERS

00	Lindsey Moore
1	Tasha Butts/Tynesha Lewis/Kathrin Ress/Jessica Adair/ Reshanda Gray
2	Susan King Borchardt/Kelly Miller
3	Brandy Reed/Shanele Stires/Nicole Ohlde/Asya Bussie
4	Grace Daley/Teresa Edwards/Christi Thomas/Janel McCarville
5	Andrea Lloyd Curry/Stacey Lovelace-Tolbert/Megan Duffy/Sharnee Zoll/Roneeka Hodges/Erin Thorn/Tan White
6	Amber Harris (also 11)
7	Kate Paye (also 14)
8	Kristi Harrower/Kiesha Brown/Rashanda McCants/Taj McWilliams-Franklin
9	Trisha Fallon/Stacey Thomas/Quanitra Hollingsworth
10	Sonja Tate (also 19)/Lindsey Meder/Shona Thorburn/Lindsey Harding/ Christina Foggie
11	Erin Buescher/Nuria Martinez/Candice Wiggins/Amber Harris
12	Angela Aycock/Helen Darling/Anna Montanana/Rachel Jarry
13	Tonya Edwards/Maylana Martin/Chandi Jones/Lindsay Whalen
14	Katie Smith (also 30)/Kate Paye (also 7)/Shay Murphy/Alexis Hornbuckle/Devereaux Peters
15	Crystal Smith/Sugar Rodgers
19	Sonja Tate (also 10)
20	Tamika Raymond/Charde Houston (also 24)/Renee Montgomery/Nuria Martinez (also 11)/ Tricia Liston
21	Charmin Smith/Tamara Moore/Jacqueline Batteast/Nicky Anosike/ Shae Kelley
22	Betty Lennox/Monica Wright
23	Georgia Schweitzer/Amber Jacobs/Maya Moore
24	Kristin Folkl/Amanda Lassiter/Charde Houston
25	Marla Brumfield/Svetlana Abrosimova
30	Katie Smith (also 14)/Anna DeForge
31	Michele Van Gorp/ Asia Taylor
32	Adia Barnes/Shauanzinski Gortma/ LaToya Thomas/Rebekkah Brunson
33	Janell Burse/Seimone Augustus
34	Lynn Pride/Adrian Williams/Navonda Moore/Tasha Humphrey/Damiris Dantas
35	Annie LaFleur
40	Keitha Dickerson/Jordan Adams
42	Tiffany Stansbury
44	Angie Potthoff/Kristen Mann/Gabriela Marginean
45	Gwen Slaughter/Noelle Quinn
52	Val Whiting-Raymond/Kristen Rasmussen
55	Sheri Sam/Vanessa Hayden
99	Hamchetou Maiga-Ba





## ALL-TIME TRANSACTIONS

The following significant transactions occurred on these dates in the history of the Minnesota Lynx

### 1998

**SEPT. 15** The WNBA allocated the first player to the Minnesota entry: Stanford forward Kristin Folk.

**NOV. 17** Hired Brian Agler as head coach and general manager.

**DEC. 3** Hired Kelly Kramer and Heidi VanDerveer as assistant coaches.

### 1999

**APR. 6** Selected four players in the 1999 WNBA Expansion Draft: Forward Brandy Reed (Phoenix Mercury), guard Kim Williams (Utah Starzz), forward Octavia Blue (Los Angeles Sparks) and forward Adia Barnes (Sacramento Monarchs).

**MAY 3** The WNBA allocated forward Katie Smith to Minnesota.

**MAY 4** Selected five players in the 1999 WNBA Draft: Columbus Quest guard Tonya Edwards (first round, seventh overall), WNBL forward Trisha Fallon (second round, 19th overall), Columbus Quest forward Andrea Lloyd Curry (third round, 31st overall), Columbus Quest guard Sonja Tate (fourth round, 43rd overall) and Columbus Quest forward Angie Potthoff (fourth round, 49th overall).

**MAY 14** The WNBA allocated guard Jamie Redd, forward Carol Ann Shudlick, forward Charmin Smith, guard Ito Umoh and forward DeMya Walker to Minnesota.

**MAY 17** Waived guard Jamie Redd and forward Carol Ann Shudlick.

**MAY 19** Waived guard Ito Umoh and forward DeMya Walker.

**MAY 21** Waived forward Octavia Blue.

**MAY 26** The WNBA allocated guard Annie LaFleur to Minnesota.

**JUNE 1** The WNBA allocated guard Shelley Sandie to Minnesota.

**JUNE 8** Waived guard Kim Williams.

**JUNE 9** Waived guard Shelley Sandie.

**OCT. 27** Traded forward Adia Barnes, guard Tonya Edwards and forward Trisha Fallon to the Phoenix Mercury for center Marlies Askamp, forward Angela Aycock and guard Kristi Harrower.

**DEC. 15** Seattle selected two Lynx players in the 2000 WNBA Expansion Draft: forward Angela Aycock (third round, 10th overall) and forward Charmin Smith (sixth round, 23rd overall).

### 2000

**FEB. 18** Traded forward Brandy Reed to the Phoenix Mercury for a first-round draft pick (fifth overall) in the 2000 WNBA Draft.

**APR. 14** Traded center Marlies Askamp to the Miami Sol for a first-round pick (10th overall), a

second-round pick (24th overall) and a fourth-round pick (56th overall) in the 2000 WNBA Draft.

**APR. 25** Selected eight players in the 2000 WNBA Draft: Tulane guard Grace Daley (first round, fifth overall), Louisiana Tech guard Betty Lennox (first round, sixth overall), UCLA forward Maylana Martin (first round, 10th overall), Rice guard Marla Brumfield (second round, 22nd overall), Texas Tech forward Keitha Dickerson (second round, 24th overall), Oklahoma forward Phylesha Whaley (third round, 38th overall), St. Joseph's center Jana Lichnerova (fourth round, 54th overall) and Columbus Quest forward Shanele Stires (fourth round, 56th overall).

**MAY 3** The WNBA allocated center Marta DeSouza Sobral, forward Dale Hodges, forward Elena Paparazzo, guard Kate Paye and guard Kim Smallwood to Minnesota.

**MAY 8** Waived forward Dale Hodges and center Jana Lichnerova.

**MAY 11** Waived center Marta DeSouza Sobral, forward Elena Paparazzo, guard Kim Smallwood and forward Phylesha Whaley.

**MAY 28** Placed forward Angie Potthoff (plantar fasciitis, right foot) on the Injured List.

**JULY 1** Placed forward Andrea Lloyd Curry (torn ACL, left knee) on the Injured List; activated forward Angie Potthoff from the Injured List.

**JULY 5** Placed guard Sonja Tate (osteoarthritis, right knee) on the Injured List; signed forward Angela Aycock to a seven-day contract.

**JULY 19** Signed forward Angela Aycock for the remainder of the season.

**SEPT. 18** Traded guard Grace Daley to the New York Liberty for a first-round pick (12th overall) in the 2001 WNBA Draft.

### 2001

**FEB. 20** Traded forward Kristin Folk and a first-round draft pick (12th overall) in the 2001 WNBA Draft to the Portland Fire for forward Lynn Pride and center Michele Van Gorp.

**APR. 17** Traded guard Annie Burgess (formerly LaFleur) to the Washington Mystics for a second-round draft pick (28th overall) in the 2001 WNBA Draft.

**APR. 20** Selected five players in the 2001 WNBA Draft: Connecticut forward Svetlana Abrosimova (first round, seventh overall), The Master's College guard Erin Buescher (second round, 23rd overall), Tulane center Janell Burse (second round, 28th overall), Florida guard Tombi Bell (third round, 39th overall) and Iowa State guard Megan Taylor (fourth round, 55th overall); traded guard Marla Brumfield to the Miami Sol for the draft rights to guard Georgia Schweitzer (second round, 21st overall); acquired forward Val Whiting-Raymond from the Detroit Shock for a second-round pick (22nd overall) in the 2002

WNBA Draft.

**APR. 25** Waived forward Angela Aycock.

**APR. 30** The WNBA allocated forward Jo Hill to Minnesota.

**MAY 7** Waived guard Tombi Bell and forward Angie Potthoff.

**MAY 18** Placed guard Sonja Tate on the Suspended List.

**MAY 24** Waived forward Keitha Dickerson.

**MAY 25** Waived guard Megan Taylor.

**MAY 27** Waived forward Andrea Lloyd Curry and guard Sonja Tate; placed forward Jo Hill on the Suspended List; placed forward Svetlana Abrosimova (tarsal dislocation of the second metatarsal, left foot) and Shanele Stires (lower back strain) on the Injured List.

**JUNE 13** Placed guard Kristi Harrower (torn ACL and sprained MCL, left knee) on the Injured List; activated forward Shanele Stires from the Injured List; waived forward Jo Hill.

**JUNE 21** Placed guard Betty Lennox (strained left hip capsule) on the Injured List; activated forward Svetlana Abrosimova from the Injured List.

**AUG. 4** Placed forward Val Whiting-Raymond (sprained right ankle) on the Injured List; activated guard Betty Lennox from the Injured List.

**AUG. 12** Placed forward Shanele Stires (plantar fasciitis, right foot) on the Injured List; activated forward Val Whiting-Raymond.

### 2002

**APR. 19** Selected three players in the 2002 WNBA Draft: Connecticut forward Tamika Williams (first round, six overall), Iowa guard Lindsey Meder (third round, 38th overall) and Old Dominion guard Sharron Francis (fourth round, 54th overall); traded forward Erin Buescher and forward Maylana Martin to the Charlotte Sting for the draft rights to guard Shaunzinski Gortman (first round, ninth overall).

**APR. 25** The WNBA allocated the following players to Minnesota: forward ShaRae Mansfield; forward Lauri McIntosh, center Chana Perry and guard Sonja Tate.

**MAY 7** Waived guard Sharron Francis, forward ShaRae Mansfield and forward Lauri McIntosh.

**MAY 11** The WNBA allocated forward Angelina Wolvert to Minnesota.

**MAY 12** Waived guard Kate Paye.

**MAY 24** Waived forward Angelina Wolvert; placed guard Kristi Harrower (left knee surgery) and guard Lindsey Meder (torn ACL, right knee) on the Injured List; placed center Chana Perry on the Priority Assignment List; placed guard Sonja Tate on the Suspended List.

**JUNE 4** Placed center Michele Van Gorp (tendinitis, left ankle) on the Injured List; activated guard Kristi Harrower from the Injured List.

**JUNE 11** Acquired guard Tamara Moore from the Miami Sol in exchange for guard Betty Lennox.

**JUNE 13** Acquired the Miami Sol's second-round selection in the 2003 WNBA Draft in exchange for a 2003 first-round draft pick, completing the Tamara Moore-Betty Lennox trade from June 11.

**JUNE 21** Placed forward Val Whiting-Raymond (lower back spasms) on the Injured List; activated center Michele Van Gorp from the Injured List.

**JUNE 25** Waived forward Val Whiting-Raymond.

**JULY 16** Relieved Brian Agler of his duties as head coach, while retaining him as general manager; promoted assistant coach Heidi VanDerveer to head coach for the remainder of the 2002 WNBA season.

### 2003

**JAN. 21** Named Suzie McConnell Serio head coach.

**FEB. 21** Named Nancy Darsch assistant coach.

**APR. 24** Selected forward Sheri Sam (Miami Sol) in the 2003 WNBA Dispersal Draft.

**APR. 25** Selected three players in the 2003 WNBA Draft: Georgia guard Teresa Edwards (second round, 14th overall), New Mexico center Jordan Adams (second round, 18th overall) and Drake center Carla Bennett (third round, 29th overall); hired Carolyn Jenkins as an assistant coach.

**APR. 30** Re-signed forward Lynn Pride; signed 2003 WNBA Draft picks: center Jordan Adams and center Carla Bennett; signed free agent Sonia Chase; forward Shanele Stires announced her retirement from the WNBA.

**MAY 1** Re-signed guard Katie Smith and guard Georgia Schweitzer; signed guard Teresa Edwards, a 2003 WNBA Draft pick; signed free agent forwards LaTonya Sims and forward Gwen Slaughter.

**MAY 2** Signed free agent center Carolyn Moos.

**MAY 4** Re-signed forward Svetlana Abrosimova.

**MAY 5** Signed forward Sheri Sam.

**MAY 7** Waived center Chana Perry (Suspended List), forward LaTonya Sims and guard Sonja Tate (Suspended List).

**MAY 11** Re-signed center Janell Burse; waived center Carla Bennett and guard Lindsey Meder.

**MAY 15** Re-signed center Michele Van Gorp; waived center Carolyn Moos.

**MAY 16** Re-signed guard Kristi Harrower.





## ALL-TIME TRANSACTIONS

**MAY 19** Acquired a third round draft choice in the 2004 WNBA Draft from the Detroit Shock in exchange for guard Tamara Moore.

**MAY 20** Waived guard Sonia Chase and forward Gwen Slaughter.

**MAY 21** Placed guard Georgia Schweitzer (meniscal contusion, right knee) on the Injured List.

**JUNE 1** Placed forward Jordan Adams (strained lower back) on the Injured List; activated guard Georgia Schweitzer.

**JULY 6** Waived forward Lynn Pride; activated forward Jordan Adams.

### 2004

**JAN. 6** Selected guard Helen Darling (Cleveland Rockers) in the 2004 WNBA Dispersal Draft.

**APR. 15** Traded center Janell Burse and forward Sheri Sam to the Seattle Storm for forward Amanda Lassiter and a first-round draft pick (sixth overall) in the 2004 WNBA Draft.

**APR. 16** Re-signed forward Tamika Williams.

**APR. 17** Selected five players in the 2004 WNBA Draft: Kansas State forward Nicole Ohlde (first round, sixth overall), Florida center Vanessa Hayden (first round, seventh overall), Tennessee guard Tasha Butts (second round, 20th overall), Boston College guard Amber Jacobs (third round, 33rd overall) and West Virginia guard Kate Bulger (third round, 38th overall).

**APR. 23** Signed 2004 WNBA Draft picks forward Nicole Ohlde, center Vanessa Hayden, guard Tasha Butts, guard Amber Jacobs and guard Kate Bulger; signed free-agent guard Chanel Wright-Green; guard Georgia Schweitzer announced her retirement from the WNBA.

**APR. 24** Re-signed center Michele Van Gorp.

**APR. 27** Re-signed guard Katie Smith; signed guard Helen Darling; signed free agent forward Gwen Slaughter.

**MAY 6** Waived guard Chanel Wright-Green.

**MAY 7** Signed free-agent forward Stacey Lovelace-Tolbert.

**MAY 12** Waived forward Jordan Adams.

**MAY 17** Waived guard Kate Bulger.

**MAY 18** Waived guard Shaunzinski Gortman.

**MAY 19** Claimed guard Nuria Martinez off waivers from Sacramento and placed her on the Injured List (strained hamstring); placed center Vanessa Hayden (fractured right ankle) on the Injured List; placed forward Svetlana Abrosimova on the Suspended List.

**MAY 28** Placed forward Gwen Slaughter on the Injured List; activated center Vanessa Hayden.

**JUNE 7** Waived forward Gwen Slaughter; placed center Michele Van Gorp (stress reaction, left foot) on the Injured List; activated forward Svetlana Abrosimova from the Suspended List.

**JULY 16** Transferred guard Nuria Martinez from the Injured List to the Suspended List.

**JULY 28** Placed guard Katie Smith (contusion to the lateral compartment of her right knee) on the Injured List; activated center Michele Van Gorp.

**AUG. 31** Placed center Michele Van Gorp (stress fracture, left foot) on the Injured List.

**AUG. 31** Signed free-agent forward Gwen Slaughter.

### 2005

**MAR. 16** Signed free-agent center Petra Ujhelyi.

**APR. 1** Signed free-agent guard April McDivitt.

**APR. 4** Re-signed forward Svetlana Abrosimova.

**APR. 5** Signed free-agent guards Susan King Borchardt and Tamia Williams.

**APR. 6** Selected three players in the 2005 WNBA Draft: California-Santa Barbara forward Kristen Mann (first round, 11th overall), Notre Dame forward Jacqueline Batteast (second round, 17th overall) and Georgia guard Monique Bivins (third round, 37th overall).

**APR. 11** Re-signed guard Kristi Harrower.

**APR. 28** Waived guard Monique Bivins.

**MAY 12** Re-signed forward Stacey Lovelace; waived guard Tamia Williams.

**MAY 13** Waived guard April McDivitt.

**MAY 15** Waived center Petra Ujhelyi.

**MAY 19** Waived guard Tasha Butts.

**MAY 20** Placed guards Susan King Borchardt (plantar fasciitis, left foot) and Nuria Martinez (torn plantar fascia, left foot) on the Injured List.

**JUNE 11** Placed forward Jacqueline Batteast (hyperextended left knee) on the Injured List; activated guard Susan King Borchardt.

**JUNE 22** Placed guard Susan King Borchardt (plantar fasciitis, left foot) on the Injured List; activated forward Jacqueline Batteast.

**JULY 7** Waived guard Susan King Borchardt; placed forward Kristen Mann (anterior tibialis tendinitis, left foot) on the Injured List; activated guard Nuria Martinez.

**JULY 8** Placed guard Nuria Martinez on the Suspended List.

**JULY 11** Signed free-agent guard Tynesha Lewis to a seven-day contract.

**JULY 17** Placed forward Jacqueline Batteast (hyperextended left knee) on the Injured List; activated forward Kristen Mann.

**JULY 24** Signed guard Tynesha Lewis for the rest of the season.

**JULY 30** Traded guard Katie Smith and a 2006 second-round pick to the Detroit Shock for guards Chandi Jones and Stacey Thomas and a 2006 first-round pick.

**JULY 31** Placed guards Tynesha Lewis (plantar fasciitis, left foot) and Stacey Thomas (strained right hip flexor) on the Injured List; activated forward Jacqueline Batteast.

**AUG. 10** Placed forward Jacqueline Batteast (hyperextended left knee) on the Injured List; activated guard Tynesha Lewis.

### 2006

**FEB. 1** Signed free-agent forward Adrian Williams.

**MAR. 2** Re-signed free-agent guard Tynesha Lewis matching an offer sheet tendered by Sacramento.

**MAR. 7** Re-signed free-agent forward Tamika Williams.

**APR. 5** Selected the following players in the 2006 WNBA Draft: Louisiana State guard Seimone Augustus (1st round, 1st overall), Utah guard Shona Thorburn (1st round, 7th overall) and Notre Dame guard Megan Duffy (3rd round, 31st overall).

**APR. 5** Acquired forward Ambrosia Anderson (2nd round, 17th overall) and a 2nd-round selection in the 2007 WNBA Draft from Detroit in exchange for forward Jacqueline Batteast and a 2007 3rd-round choice.

**APR. 7** Signed guard Shona Thorburn.

**APR. 14** Signed forward Ambrosia Anderson.

**APR. 17** Signed free-agent forward Brittany Davis.

**APR. 19** Signed guard Seimone Augustus.

**APR. 21** Named Susan Yow assistant coach.

**APR. 23** Signed guard Megan Duffy.

**MAY 9** Waived forward Ambrosia Anderson.

**MAY 18** Waived forward Brittany Davis and guard Jess Strom.

**JULY 23** Announced the resignations of head coach Suzie McConnell Serio and assistant coach Susan Yow. Named Carolyn Jenkins interim head coach for the remainder of the season.

**JULY 25** Named Jim Lewis assistant coach.

**DEC. 23** Named Don Zierden head coach. Named Teresa Edwards, Carolyn Jenkins and Ed Prohofsky as assistant coaches.

### 2007

**JAN. 8** Select forward/center Tangela Smith in the dispersal draft from the Charlotte Sting.

**JAN. 12** Guard Tynesha Lewis announces her retirement.

**FEB. 14** Acquired a second round pick (23rd overall) in the 2007 WNBA Draft in exchange for Forward Adrian Williams.

**FEB. 21** Re-signed forward Svetlana Abrosimova to a one-year contract.

**MAR. 28** Signed free-agent center Katryna Gaither.

**APR. 4** Acquired Lindsey Harding, the first pick in the 2007 WNBA Draft, in exchange for forward/center Tangela Smith.

**APR. 4** Selected four players in the 2007 WNBA Draft: UCLA guard Noelle Quinn (first round, fourth overall), USC guard Eshaya Murphy (second round, 15th overall), Stanford center Brooke Smith (second round, 23rd overall) and Boston College forward Kathrin Rens (second round, 24th overall).

**APR. 19** Signed free agent guard Navonda Moore to a contract.

**APR. 23** Signed guard Lindsey Harding.

**APR. 26** Waived guard Megan Duffy and forward Brooke Smith.

**MAY 2** Signed free-agent guard Kiesha Brown.

**MAY 14** Waived forward Katryna Gaither and guard Shona Thorburn.

**MAY 18** Waived guard Chandi Jones.

**MAY 25** Waived guard Kiesha Brown; signed free-agent forward Tiffany Stansbury.

**AUG. 6** Placed guard Kathrin Rens on the Suspended List.

**AUG. 7** Signed free-agent guard Megan Duffy.

### 2008

**JAN. 2** Named Julie Plank assistant coach.

**FEB. 6** Atlanta selected Kristen Mann in the 2008 Expansion Draft.

**FEB. 7** Named Jennifer Gillom assistant coach.

**FEB. 19** Signed free-agent guard Anna DeForge.

**FEB. 21** Re-signed guard Navonda Moore.

**MAR. 3** Re-signed center Nicole Ohlde.

**MAR. 7** Signed free-agent guard Caroline Williams.

**MAR. 14** Acquired Kristen Rasmussen from Connecticut Sun in exchange for forward Tamika Raymond.

**MAR. 14** Signed free-agent guard Ashley Awkward.



## ALL-TIME TRANSACTIONS

**MAR. 24** Signed free-agent guards Megan Vogel and Monique Martin.

**MAR. 26** Signed free-agent forward Tamara Bowie.

**MAR. 28** Signed free-agent forward Chloe Kerr.

**APR. 9** Selected the following players in the 2008 WNBA Draft: Guard Candice Wiggins (1st round, 3rd overall), center Nicky Anosike (2nd round, 16th overall) and forward Charde Houston (3rd round, 30th overall).

**APR. 16** Re-signed guard Navonda Moore.

**APR. 18** Re-signed free-agent center Vanessa Hayden-Johnson.

**APR. 20** Signed free-agent forward Alvine Mendeng, free-agent center Marita Payne and free-agent guard Brittney Vaughn.

**APR. 29** Waived guard Monique Martin.

**MAY 2** Re-signed forward Tiffany Stansbury; claimed guard Crystal Smith off waivers from Houston; waived guard Ashley Awkward, center Marita Payne, guard Megan Vogel and guard Caroline Williams.

**MAY 8** Waived center Chloë Kerr.

**MAY 12** Waived guard Brittney Vaughn.

**MAY 13** Waived forward Tamara Bowie.

**MAY 15** Waived forwards Alvine Mendeng and Tiffany Stansbury.

**MAY 16** Placed forward Kathrin Röss on the Suspended List.

**MAY 18** Waived guard Crystal Smith; claimed guard Sharné Zoll off waivers from Los Angeles.

**JUNE 22** Acquired forward LaToya Thomas from Detroit in exchange for guard Eshaya Murphy.

**JUNE 26** Waived guard Sharné Zoll.

**NOV. 18** Named Jim Petersen assistant coach.

**DEC. 8** Selected guard Roneeka Hodges (4th overall) in the WNBA Dispersal Draft.

### 2009

**JAN. 9** Waived forward Kristen Rasmussen.

**JAN. 30** Acquired Guard Kelly Miller and Forward LaToya Pringle from the Phoenix Mercury in exchange for Forward Nicole Ohlde; Traded Center Vanessa Hayden-Johnson to the Los Angeles Sparks in exchange for Forward/Center Christi Thomas; Acquired the number nine and 15 overall picks in the 2009 WNBA Draft from the Washington Mystics in exchange for Guard Lindsay Harding, the 20th overall pick in the 2009 WNBA Draft and a second-round pick in the 2010 WNBA Draft.

**APR. 9** Drafted the following players in the 2009 WNBA Draft: Guard Renee Montgomery (1st round, 4th overall), center Quanitra Hollingsworth (1st round, 9th overall), forward Rashanda McCants (2nd round, 15th overall) and guard Emily Fox (3rd round, 30th overall).

**APR. 22** Waived guard Navonda Moore.

**MAY 5** In a three-way deal, traded Noelle Quinn to Los Angeles in exchange for New York's 2010 first round pick and Raffaella Masciadri from the Sparks.

**MAY 6** Renounced the rights to Kristi Harrower.

**MAY 7** Signed restricted free-agent Roneeka Hodges.

**MAY 11** Signed Kamesha Hairston and Aisha Mohammed.

**MAY 30** Waived Kamesha Hairston and Aisha Mohammed.

**JUNE 1** Signed Tye'sha Fluker.

**JUNE 3** Announced that Don Zierden has stepped down as head coach and Ed Prohovsky as assistant coach; Named Jen Gillom new head coach.

**JUNE 4** Hired Jim Davis as assistant coach.

**JUNE 6** Waived Anna DeForge, Tye'sha Fluker and Emily Fox.

**JULY 17** Signed Tasha Humphrey; Waived Christi Thomas.

**JULY 26** Signed Anna Montanana; Waived LaToya Pringle.

**DEC. 8** Named Cheryl Reeve head coach.

**DEC. 14** Selected Rebekkah Brunson in the Dispersal Draft involving former Sacramento Monarchs players.

### 2010

**JAN. 12** Acquired Lindsay Whalen and the No. 2 overall selection in the 2010 WNBA Draft from Connecticut in exchange for Renee Montgomery and the first overall choice in the 2010 WNBA Draft.

**FEB. 9** Re-signed Seimone Augustus to a four-year contract.

**FEB. 16** Withdrew qualifying offer to Tasha Humphrey.

**FEB. 17** Signed free-agent forward Hamchetou Maiga-Ba.

**FEB. 19** Traded Roneeka Hodges to San Antonio in exchange for the right to swap second round picks in the 2011 WNBA Draft.

**APR. 8** Drafted the following players in the 2010 WNBA Draft: Guard Monica Wright (1st Round, 2nd Overall) and forward Gabriela Marginean (3rd Round, 26th Overall); Drafted Nebraska's Kelsey Griffin (3rd Overall), then traded her to Connecticut in exchange for 2011 First and Second Round picks.

**APR. 14** Signed guard Monica Wright and forward Gabriela Marginean.

**APR. 19** Signed guard Nuria Martinez.

**APR. 21** Named Shelley Patterson Manager of Advanced Scouting and Player Development.

**APR. 22** Signed free-agent center Jessica Adair, free-agent forwards Ashley Ellis-Milan and Vanessa Gidden and free-agent guard Brittany McCoy.

**MAY 14** Placed Rebekkah Brunson on Suspended List

**MAY 24** Reinstated Rebekkah Brunson from the Suspended List; Waived forward Gabriela Marginean

**JULY 26** Acquired guard/forward Alexis Hornbuckle from the Tulsa Shock in exchange for Rashanda McCants

**AUG. 3** Signed forward Kristen Mann; Waived guard Nuria Martinez

**AUG. 12** Signed guard Lindsay Whalen to a multi-year contract extension

**AUG. 18** Placed center Nicky Anosike on the Suspended List; Re-signed center Jessica Adair

### 2011

**FEB. 1** Re-signed center Jessica Adair

**FEB. 18** Signed free-agent forward/center Taj McWilliams-Franklin

**APR. 9** Acquired Washington's 2012 first-round pick in exchange for center Nicky Anosike

**APR. 11** Added five players in the 2011 WNBA Draft: Selected Maya Moore (1st overall), Amber Harris (4th overall) and Kachine Alexander (26th overall); traded the 13th overall selection (Jessica Breland) to New York in exchange for the 22nd overall pick (Angel Robinson) and New York's 2012 second-round pick; traded the 14th overall selection (Felicia Chester) to Atlanta in exchange for Rachel Jarry (18th overall pick) and Atlanta's 2012 second-round selection

**APR. 14** Signed forward Maya Moore

**APR. 15** Signed guard Angel Robinson

**APR. 20** Signed forward Amber Harris

**APR. 27** Signed guard Kachine Alexander

**MAY 12** Waived forward Hamchetou Maiga-Ba

**MAY 27** Acquired the right to swap 3rd-round choices in the 2012 WNBA Draft From New York in exchange for center Quanitra Hollingsworth.

**MAY 27** Waived Kachine Alexander and Angel Robinson.

**SEPT. 1** Signed Rebekkah Brunson to a multi-year contract extension.

### 2012

**JAN. 23** Re-signed center Taj McWilliams-Franklin.

**JAN. 26** Re-signed center Jessica Adair.

**FEB. 2** Acquired Phoenix's 2013 second-round pick in exchange for guard Alexis Hornbuckle.

**FEB. 10** Re-signed guard Candice Wiggins.

**FEB. 13** Signed free agent guard Erin Thorn.

**FEB. 28** Acquired Phoenix's 2012 second-round pick (18th overall) in exchange for forward Charde Houston and Minnesota's second-round pick (24th overall).

**APR. 16** Selected six players in the 2012 WNBA Draft, including: Devereaux Peters (3rd overall), Damiris Dantas (12th overall), Julie Wojta (18th overall), Kayla Standish (19th overall), Nika Baric (20th overall) and Jacki Gemelos (31st overall).

**APR. 21** Signed free agent Jasmine Lee.

**APR. 23** Signed Julie Wojta.

**APR. 25** Signed free agent Porsche Poole.

**APR. 27** Signed free agent Tavelyn James and Brittany Rayburn.

**APR. 29** Signed free agent Queraalt Casas. Additionally, signed draft picks Devereaux Peters and Kayla Standish.

**MAY 3** Waived Porsche Poole.

**MAY 6** Waived Tavelyn James, Jasmine Lee and Kayla Standish.

**MAY 11** Waived guard Brittany Rayburn.

**MAY 16** Waived guard Queraalt Casas and forward Julie Wojta.

**JULY 9** Signed forward Julie Wojta to a seven-day contract.

**AUG. 17** Waived forward Julie Wojta.

**DEC. 5** Re-signed head coach Cheryl Reeve to a multi-year contract extension.

### 2013

**JAN. 11** Waived guard Erin Thorn.

**FEB. 1** Re-signed center Jessica Adair.

**FEB. 11** Signed guard/forward Rachel Jarry.

**MAR. 1** In three-team trade, traded Candice Wiggins to Tulsa in exchange for forward/center Janel McCarville from New York and Tulsa's 2014 second-round pick.

### 2014

**MAR. 20** Matched the Seattle Storm's offer sheet to restricted free-agent guard Monica Wright.

**MAR. 20** Re-signed center Janel McCarville to a





## ALL-TIME TRANSACTIONS

multi-year contract.

**APRIL 2** Signed center Damiris Dantas.

**APRIL 7** Signed center Waltiea Rolle.

**APRIL 15** Executed a sign-and-trade deal with New York, sending guard Sugar Rodgers to the Liberty in exchange for the right to swap third-round picks in the 2015 WNBA Draft.

**APRIL 15** Signed free agent guard Tan White.

**APRIL 21** Signed guard Christina Foggie.

**APRIL 22** Signed forward Tricia Liston and center Asya Bussie.

**APRIL 27** Signed forward Asia Taylor.

**APRIL 27** Signed guard Theairra Taylor to a training camp contract.

**MAY 6** Waived Asya Bussie and Theairra Taylor.

**MAY 14** Waived center Waltiea Rolle.

**MAY 24** Waived guard Lindsey Moore and signed guard Nadirah McKenith.

**AUG. 16** Signed All-star forward Rebekkah Brunson to a multi-year contract extension.

### 2015

---

**FEB. 4** Signed guard Nika Baric.

**FEB. 6** Re-signed guard Nadirah McKenith.

**APRIL 17** Waived guard Nadirah McKenith

**APRIL 22** Re-signed forward Amber Harris





## HISTORIC DATES

### 1998

**APR. 22** The WNBA announced that the league's Operating Committee voted to add two expansion teams—to be operated by the Minnesota Timberwolves and Orlando Magic—for the 1999 season. The teams were granted upon the condition that they each secure pledges for at least 5,000 season tickets prior to Sept. 1.

**JUNE 22** The Minnesota WNBA entry announced it would donate \$1 from every paid ticket from the 1999 season to breast cancer research in Minnesota.

**SEPT. 1** The Minnesota WNBA entry announced it surpassed 6,000 season ticket deposits.

**SEPT. 15** The WNBA allocated the first player to the WNBA Minnesota entry: Stanford forward Kristin Folk.

**NOV. 17** Hired Brian Agler as head coach and general manager.

**DEC. 3** Hired Kelly Kramer and Heidi VanDerveer as assistant coaches.

**DEC. 5** Minnesota Lynx name is unveiled along with the team's logo at the Burnsville (Minn.) Mall. The logo is a sharp-eyed Lynx growling over the WNBA multi-colored basketball. The Lynx logo shares the same blue, silver and green team colors as the Minnesota Timberwolves.

### 1999

**APR. 2** The Minnesota Lynx Blue Ribbon Committee, the Lynx' goodwill ambassadors, announced that the Allina Foundation and the Minnesota Department of Health's Breast and Cervical Cancer Control program would be the recipients of the team's fundraising efforts for breast cancer research.

**APR. 6** Selected four players in the 1999 WNBA Expansion Draft: forward Brandy Reed (Phoenix Mercury), guard Kim Williams (Utah Starzz), forward Octavia Blue (Los Angeles Sparks) and forward Adia Barnes (Sacramento Monarchs).

**APR. 11** Minnesota Lynx players Kristin Folk and Kim Williams, along with Lynx broadcast members Lea B. Olsen and Michele Tafoya, unveil the team's home and away jerseys at the Minnesota Timberwolves game against the Detroit Pistons.

**MAY 1** Single-game and exhibition game tickets go on sale. The Lynx announced broadcast teams and television schedules. Locally, Midwest Sports Channel will broadcast six games, while ESPN and Lifetime will each nationally broadcast one game. The MSC broadcast team is comprised of Lea B. Olsen and Michele Tafoya. KFAN-AM 1130 will be the radio home for all Lynx games, with Sean Grande serving as the team's broadcaster.

**MAY 3** The WNBA allocated forward Katie Smith to Minnesota.

**MAY 4** Selected five players in the 1999 WNBA Draft: Columbus Quest guard Tonya Edwards (first round, seventh overall), WNBL forward Trisha Fallon (second round, 19th overall), Columbus Quest forward Andrea Lloyd Curry (third round, 31st overall), Columbus Quest guard Sonja Tate (fourth round, 43rd overall) and Columbus Quest forward Angie Potthoff (fourth round, 49th overall).

**MAY 10-11** Open team tryouts are held at Concordia University with more than 180 participants.

**MAY 14** Training camp opens at the 98th Street Northwest Athletic Club.

**JUNE 4** The Lynx host the team's first WNBA contest as they play the Orlando Miracle in a preseason game at the Midwest Wireless Civic Center in Mankato, Minn. Orlando wins 80-76.

**JUNE 5** Allina Hospitals & Clinics and the Minnesota Lynx hold the first "Great Basketball Dribble." The event is a walk/dribble fundraiser through downtown Minneapolis with proceeds benefiting breast cancer research in Minnesota.

**JUNE 12** The Lynx opened the 1999 WNBA regular season with a 68-51 victory over the Detroit Shock at Target Center. Guard Tonya Edwards scored the franchise's first points as 12,122 fans attended the first regular-season Lynx game.

**JUNE 14** The Lynx defeat the Utah Starzz 78-54 at Target Center. With the victory, the Lynx become the first WNBA expansion team in history to start its inaugural season 2-0.

**JULY 8** Guard Tonya Edwards is named to the Western Conference team for the inaugural 1999 WNBA All-Star Game at New York's Madison Square Garden on July 14.

**JULY 14** Guard Tonya Edwards scores seven points in 15 minutes at the inaugural 1999 WNBA All-Star Game at New York's Madison Square Garden.

**SEPT. 29** The Lynx raised \$163,993 in 1999 for Minnesota breast cancer research foundations.

**OCT. 27** Minnesota's six-player trade with Phoenix is the biggest in WNBA history. The Lynx trade guard Tonya Edwards and forwards Adia Barnes, and Trisha Fallon to the Mercury in exchange for center Marlies Askamp, forward Angela Aycock and guard Kristi Harrower.

**DEC. 15** Seattle selected two Lynx players in the 2000 WNBA Expansion Draft: forward Angela Aycock (third round, 10th overall) and forward Charmin Smith (sixth round, 23rd overall).

### 2000

**APR. 25** Selected eight players in the 2000 WNBA Draft: Tulane guard Grace Daley (first round, fifth overall), Louisiana Tech guard Betty Lennox (first round, sixth overall), UCLA forward Maylana Martin (first round, 10th overall), Rice guard Marla Brumfield (second round, 22nd overall), Texas Tech forward Keitha Dickerson (second round, 24th overall), Oklahoma forward Phylesha Whaley (third round, 38th overall), St. Joseph's center Jana Lichnerova (fourth round, 54th overall) and Columbus Quest forward Shanele Stires (fourth round, 56th overall).

**MAY 6** The Lynx host the Second Annual Allina Hospitals & Clinics/Minnesota Lynx "Great Basketball Dribble" in support of Sears WNBA Breast Health Awareness in downtown Minneapolis.

**JUNE 19** Forward Katie Smith is named the WNBA Player of the Week for games played June 12-18. She led the Lynx to a 2-1 record and averaged 22.7 ppg and 3.7 rpg in 38.0 mpg. Smith becomes the first player in team history to garner WNBA Player of the Week honors.

**JULY 12** Guard Betty Lennox and forward Katie Smith are named to the Western Conference team for the 2000 WNBA All-Star Game on July 17 at America West Arena in Phoenix. Lennox is the only rookie chosen to play in the game.

**JULY 17** Forward Katie Smith started (due to an injury to Cynthia Cooper) and played 18 minutes in the 2000 WNBA All-Star Game at America West Arena in Phoenix. Smith (two assists, two steals) became the first player in team history to start an All-Star Game. Guard Betty Lennox, the game's only rookie, scored three points and grabbed five rebounds in 13 minutes off the bench.

**JULY 29** Forward Katie Smith sank a three-pointer with 7:21 left in the first half at Washington, setting a WNBA single-season record for three-point field goals. She eclipsed New York forward Crystal Robinson's previous record of 76 three-pointers set in 1999. Smith finished the season with 88 three-point field goals. Head coach Brian Agler earned his 100th professional victory with the 87-85 win. Agler became the first coach to record 100 regular-season wins in U.S. women's professional basketball history. He posted a 72-18 record in two-plus seasons with the ABL's Columbus Quest (1996-97 - 1998-99).

**AUG. 11** Guard Betty Lennox is named the 2000 WNBA Rookie of the Year after receiving 59 of a possible 62 votes from a panel of sports writers and broadcasters. Lennox led all rookies with 16.9 ppg and topped the Lynx with 5.6 rpg.

**AUG. 23** Guard Betty Lennox and forward Katie Smith are selected to the 2000 All-WNBA Second Team. Smith led Minnesota with 20.2 ppg, becoming only the fourth WNBA player to average 20-plus points in a season, and Lennox averaged 16.9 rpg.

### 2001

**APR. 20** Selected five players in the 2001 WNBA Draft: Connecticut forward Svetlana Abrosimova (first round, seventh overall), The Master's College guard Erin Buescher (second round, 23rd overall), Tulane center Janell Burse (second round, 28th overall), Florida guard Tombi Bell (third round, 39th overall) and Iowa State guard Megan Taylor (fourth round, 55th overall).

**MAY 5** Allina Hospitals & Clinics and the Minnesota Lynx teamed up for the Third Annual "Great Basketball Dribble" to raise money for breast cancer research in the state of Minnesota. The Lynx garnered the highest enrollment in three years for the event with over 2,000 registrations.

**MAY 31** Minnesota defeated Portland 82-65 at the Rose Garden for the team's third consecutive opening night victory. Forward Katie Smith scored 31 points and became the 26th WNBA player to score 1,000 career points.

**JUNE 2** The Phoenix Mercury handed the Lynx their first loss in a home opener, 89-80.

**JUNE 4** Forward Katie Smith is named WNBA Player of the Week for the week of May 28 - June 3. She averaged a league-best 26.5 ppg, while shooting 82.0% (9-for-11) from three-point range.

**JUNE 17** Forward Katie Smith joins Cynthia Cooper as the only players in WNBA history to reach the 40-point plateau in a game. She tallies 40 points at Detroit in a 71-63 Lynx victory. Smith's 40 points represent 56.3% of the Lynx' offense, the highest single-game ratio in league history.

**JULY 8** Forward Katie Smith sets a WNBA single-game scoring record with a 46-point outburst at Los Angeles. Smith broke Cynthia Cooper's previous single-game record of 44 points. Smith finished the game 18-for-19 from the free throw line, second-best in league history. The Lynx lost to the Sparks 100-95 in overtime. The contest is the highest scoring game of the 2001 WNBA season and the third-highest combined total in league history.

**JULY 11** Forward Katie Smith is named to the Western Conference team for the 2001 WNBA All-Star Game on July 16 in Orlando, her second consecutive all-star selection.

**AUG. 1** Forward Katie Smith scored the 3,000th point of her professional career (ABL/WNBA) in a 68-63 victory at Phoenix. Smith joined Utah forward Natalie Williams as only the second player in U.S. women's professional basketball history to eclipse 3,000 points. Smith scored 1,433 points as a member of the ABL's Columbus Quest.





## HISTORIC DATES

**AUG. 5** Forward Svetlana Abrosimova broke the Lynx franchise single-game rebound record with 15 rebounds versus Sacramento. Abrosimova topped Brandy Reed's previous team high of 13.

**AUG. 8** Forwards Svetlana Abrosimova (12 points, 10 rebounds) and Katie Smith (27 points, 10 rebounds) each record a double-double at Portland. It marked the first time in team history that two players achieved a double-double in the same game.

**AUG. 11** Forward Katie Smith scored 22 points at Seattle to break the WNBA single-season scoring record. Her 697 points eclipsed Cynthia Cooper's previous record of 686 points set in 1999.

**AUG. 13** Forward Katie Smith scored 29 points at Houston and ended the year with a league-best 23.1 ppg. Smith set seven single-season league records: most points (739), highest scoring average (23.1 ppg), free throws made (246), free throws attempted (275), three-point field goals attempted (240), minutes played (1,234) and minutes per game (38.6 mpg).

**AUG. 30** Forward Katie Smith is selected to the 2001 All-WNBA First Team. Smith received 280 points (second only to league MVP Lisa Leslie) by the media voting panel.

**NOV. 13** The Lynx are one of eight teams to participate in the inaugural WNBA Draft Lottery to determine the top three picks in the 2002 WNBA Draft. The Lynx retain the sixth overall selection in the draft. The team had 24 chances out of 1,000 (2.4%) to receive the first pick.

### 2002

**APR. 19** Selected three players in the 2002 WNBA Draft: Connecticut forward Tamika Williams (first round, sixth overall), Iowa guard Lindsey Meder (third round, 38th overall) and Old Dominion guard Sharron Francis (fourth round, 54th overall).

**MAY 28** Minnesota tied a WNBA single-game record for fewest field goal attempts with 36 at Miami.

**JUNE 4** Guard Katie Smith sank three three-point field goals at Seattle and passed Cynthia Cooper (232) into first place on the WNBA's career leaderboard for three-pointers made.

**JUNE 21** Forward Svetlana Abrosimova scored 10 points at Los Angeles, becoming the third Lynx player to eclipse 500 career points.

**JUNE 27** Guard Katie Smith was named to USA Basketball's roster for the 14th FIBA World Championships (Sept. 14-25) in Nanjing, China.

**JUNE 29** Forward Tamika Williams set a franchise single-game record with 10 offensive rebounds at Phoenix. She also equaled a WNBA mark by grabbing eight offensive boards in a half (second).

**JULY 10** Guard Katie Smith scored 21 points against Portland, becoming the ninth player in WNBA history to crack the 2,000-point plateau. Forward Tamika Williams broke the club single-season mark of 55 offensive boards (Brandy Reed, 1999) with an offensive rebound vs. Portland. Guard Katie Smith was named to the Western Conference team for the 2002 WNBA All-Star Game on July 15 at the MCI Center in Washington, D.C.

**JULY 12** Guard Katie Smith scored 27 points at Detroit and surpassed Utah's Natalie Williams (3,461) atop the list of leading scorers in U.S. women's professional basketball history (ABL/WNBA).

**JULY 13** Forward Lynn Pride blocked two shots at Charlotte and surpassed Kristin Folk as the franchise's all-time blocked shots leader (35).

**JULY 15** Guard Katie Smith scored four points in 11 minutes at the 2002 WNBA All-Star Game at the MCI Center in Washington, D.C., Smith's third consecutive All-Star Game appearance.

**JULY 16** Relieved Brian Agler of his head coaching duties, while retaining him as general manager. Promoted Heidi VanDerveer to head coach for the remainder of the 2002 WNBA season.

**JULY 29** Forward Tamika Williams grabbed seven rebounds at Phoenix, surpassing Betty Lennox' single-season mark of 178 (2000).

**JULY 31** With a loss at Seattle (75-63), the Lynx dropped a club-record 12 consecutive games away from Target Center, the fourth-longest road losing streak in league history.

**AUG. 2** Guard Katie Smith set a franchise single-game field goal percentage record with her 9-for-10 effort (90.0%) vs. Phoenix. Minnesota's 75-51 win (24 points) against Phoenix equaled the largest margin of victory in club history. The Lynx shot 65.5% (19-for-29) in the second half, setting the team record for the best-shooting half.

**AUG. 11** Guard Katie Smith played 35 minutes vs. Los Angeles and eclipsed the 4,500-minute mark in her WNBA career. The Fourth Annual Minnesota Lynx "Great Basketball Dribble" presented by Park Nicollet Jane Brattain Breast Center was held prior to the Lynx' game against Los Angeles. The 2002 GBD raised \$15,000 for breast cancer research in the state of Minnesota.

**AUG. 13** Forward Tamika Williams grabbed six defensive rebounds in Houston, surpassing Svetlana Abrosimova's single-season club record of 131 set in 2001.

**AUG. 31** Guard Katie Smith is selected to the 2002 All-WNBA Second Team, her third consecutive all-league honor.

**SEPT. 25** Guard Katie Smith helped the United States finish with a 9-0 record and win the gold medal at the 14th FIBA Women's World Championships in Nanjing, China. Guard Kristi Harrower won a bronze medal as a member of the Australian team at the World Championship.

### 2003

**JAN. 21** Hired Suzie McConnell Serio as head coach.

**FEB. 21** Named Nancy Darsch assistant coach.

**APR. 24** Selected forward Sheri Sam (Miami Sol) in the 2003 WNBA Dispersal Draft.

**APR. 25** Selected three players in the 2003 WNBA Draft: Georgia guard Teresa Edwards (second round, 14th overall), New Mexico center Jordan Adams (second round, 18th overall) and Drake center Carla Bennett (third round, 29th overall); hired Carolyn Jenkins as an assistant coach.

**JUNE 1** Minnesota posted its first-ever win over Houston with a 68-64 overtime triumph, ending a 13-game drought.

**JUNE 10** Guard Katie Smith connected on a three-pointer with 3:43 to play in the first half at Los Angeles was the 300th of her WNBA career, making her the first player in league history to reach that milestone.

**JUNE 14** Guard Katie Smith matched league records for three-pointers made in a game (seven) and a half (five, first half) at Seattle.

**JUNE 27** Guard Katie Smith recorded the 500th three-pointer of her U.S. professional career (ABL/WNBA) vs. Phoenix.

**JULY 1** Guard Katie Smith scored the 2,500th point of her WNBA career (in her 139th game) at Houston, the seventh player in league history to reach that plateau; only Cynthia Cooper (117 games) achieved 2,500 points faster.

**JULY 2** Guard Katie Smith was named to the Western Conference team for the 2003 WNBA All-Star Game on July 12 at Madison Square Garden in New York, her fourth consecutive selection.

**JULY 12** Guard Katie Smith played in her fourth straight WNBA All-Star Game in New York City, scoring two points in 15 minutes.

**JULY 16** Guard Katie Smith moved past Cynthia Cooper (2,601 points) into fifth place on the WNBA's all-time scoring chart vs. San Antonio.

**JULY 20** The Fifth Annual Minnesota Lynx "Great Basketball Dribble" was held following the Lynx' game against Seattle Storm. The 2003 GBD raised \$15,000 for breast cancer research in the state of Minnesota. In five years, the Lynx have helped raise over \$500,000 for breast cancer research.

**JULY 25** The Lynx set a franchise record for largest winning margin with an 81-54 triumph over San Antonio at Target Center.

**JULY 26** Guard Katie Smith became the first player in league history to reach the 350 career trey mark at Indiana.

**AUG. 2** Guard Katie Smith hit a game-winning basket with no time remaining vs. Seattle, marking just the third time in franchise history that the Lynx have won a game in the final five seconds – and the first at Target Center.

**AUG. 4** Guard Katie Smith went 0-for-2 from three-point range vs. Phoenix, snapping her WNBA-record string of 32 consecutive games with a made trey (dating to July 29, 2002 at Phoenix).

**AUG. 4** With a win over Phoenix, Minnesota recorded their club-record seventh straight victory at Target Center. The 11 home wins overall is the best single-season total in franchise history; Minnesota compiled 8-8 records in both 1999 and 2000.

**AUG. 4** The Lynx made all 20 of their free-throw attempts (including 18-for-18 in the second half) vs. Phoenix, equaling the fourth-highest single-game total without a miss in WNBA history.

**AUG. 9** Minnesota established a franchise record by winning its 16th game of the season at Sacramento (77-73).

**AUG. 14** Forward Sheri Sam became the 25th player in league history to score 2,000 points in her WNBA career (vs. Los Angeles).

**AUG. 20** With a 69-66 win at Phoenix, Minnesota clinched its first-ever playoff berth. The Lynx also recorded their 18th victory of the season, the most wins in club history.

**AUG. 23** Forward Tamika Williams finished the regular season shooting 66.8%, a WNBA single-season record for FG percentage.

**AUG. 28** Minnesota won its first-ever WNBA Playoff game with a 74-72 win against the L.A. Sparks at Target Center. Tamika Williams' steal and layup with 7.4 seconds remaining capped a monumental rally for the Lynx. The Lynx set a WNBA Playoff record for largest comeback after trailing by as many as 21 points.

**SEPT. 1** Minnesota falls to Los Angeles 74-64 at STAPLES Center and drops its best-of-three first-round playoff series to the Sparks (1-2).





## HISTORIC DATES

### 2004

**APR. 17** Selected five players in the 2004 WNBA Draft: Kansas State forward Nicole Ohlde (first round, sixth overall), Florida center Vanessa Hayden (first round, seventh overall), Tennessee guard Tasha Butts (second round, 20th overall), Boston College guard Amber Jacobs (third round, 33rd overall) and West Virginia guard Kate Bulger (third round, 38th overall).

**JUNE 5** Forward Tamika Williams shot a perfect 7-for-7 from the field in a 76-68 victory over the Phoenix Mercury, setting a franchise single-game record for most field goals without a miss (one shy of the WNBA mark).

**JUNE 11** Guard Katie Smith became the fastest player to reach 3,000 career points (167 games) with 14:13 left in the first half of a 69-55 loss at Los Angeles.

**JULY 3** Guard Katie Smith, the WNBA's career leader in three-pointers made and attempted, drilled her 400th three-pointer with 15:33 left in the second half of a 78-70 win over Detroit.

**JULY 9** Set a franchise record with the biggest regular-season comeback (down 20 with 6:30 remaining) in team history against Phoenix, winning the game 61-59 at Target Center.

**JULY 14** Defeated the Connecticut Sun 66-63 in front of a franchise-record crowd of 16,227 at Target Center.

**JULY 15** Center Nicole Ohlde blocked three shots against New York to bring her season total to 30 on the season and breaking the franchise single-season record set by Erin Buescher in 2001.

**JULY 22** Defeated the Connecticut Sun 68-52 at the Mohegan Sun Arena, setting a club record with their sixth consecutive win.

**SEPT. 7** Defeated Los Angeles at STAPLES Center 78-66 to clinch a second consecutive WNBA playoffs berth and tie a team record with 18 regular season victories. The win also tied a franchise record for single-season road victories.

**SEPT. 10** Defeated the Seattle Storm 64-61 in the regular-season home finale at Target Center, finishing the season with an 11-6 home record, tying the team record for most home wins in a season.

**SEPT. 19** Lost to Sacramento in the regular season finale 72-63, but secured the No. 3 seed in the Western Conference Playoffs due to holding the tie-breaker advantage over the Monarchs.

### 2005

**APR. 16** Selected three players in the 2005 WNBA Draft: UC-Santa Barbara forward Kristen Mann (first round, 11th overall), Notre Dame forward Jacqueline Batteast (second round, 17th overall) and Alabama guard Monique Bivins (third round, 37th overall).

**MAY 29** Lost to Sacramento in what was the 100th regular-season home game in franchise history.

**JUNE 3** Lost to Washington in what was the 100th regular-season road game in franchise history. In the game, the Lynx tied a franchise record as five players reached double-figures in scoring (Katie Smith-20, Stacey Lovelace-13, Svetlana Abrosimova-11, Nicole Ohlde-11, Vanessa Hayden-10).

**JUNE 4** Center Vanessa Hayden blocked six shots in a win over Charlotte, a franchise record.

**JULY 9** Guard Katie Smith played in her fifth straight WNBA All-Star Game in Uncasville, Conn., scoring 16 points on 4-of-9 shooting.

**JULY 13** Guard Katie Smith scored the 5,000-point of her career, becoming the first player in the history of United States women's professional basketball to reach the plateau.

**JULY 17** Center Vanessa Hayden broke Nicole Ohlde's franchise single-season block record with her 46th block of the season. Hayden finished the season with 68.

**AUG. 7** Defeated Los Angeles 76-72 for the 100th regular-season win in franchise history.

**AUG. 9** Head Coach Suzie McConnell Serio won career game 49, moving past Brian Agler for the most coaching victories in franchise history.

**AUG. 16** Head Coach Suzie McConnell Serio became the 11th coach in league history to reach the 50-career win plateau as the Lynx defeated Houston.

### 2006

**MAY 19** The Lynx opened the 2006 season with a 69-81 home loss to Connecticut. Seimone Augustus scored a team-high 21 points in her regular season debut and center Vanessa Hayden recorded her 100th career block.

**MAY 31** Minnesota scored a league-record 114 points in its first win of the 2006 WNBA campaign, defeating the Los Angeles Sparks by 43 points at Target Center. The final point spread ties the second-largest margin of victory in league history. They also set the WNBA record for points in a quarter with a 33-point explosion in the third and tied the league record for three-pointers made with 15. Seimone Augustus led a team-record six Lynx players in double-figures with 26 points.

**JUNE 5** Guard Seimone Augustus was named WNBA Player of the Week for games played May 29-June 4. She averaged 25.7 ppg. for the week in leading the Lynx to a 2-1 record.

**June 11** The Lynx defeated Houston 75-62 for their third consecutive home win of the season. Their 13-point margin of victory was Minnesota's biggest win vs. the Comets. Forward Adrian Williams scored her 1500th career point.

**JUNE 14** Guard Seimone Augustus scored a career-high 32 points as the Lynx beat the Phoenix Mercury 94-82 at Target Center. The 94-point output is the second highest in team history.

**JUNE 28** Guard Svetlana Abrosimova played in the 150th game of her career in a 78-81 loss at Phoenix.

**JULY 8** Guard Seimone Augustus was named to the Western Conference team for the 2006 All-Star Game at Madison Square Garden.

**JULY 9** In their last game before the All-Star Break, the Lynx rallied to beat the San Antonio Silver Stars 85-80 at home. The second-largest regular-season comeback in team history. Forward Tamika Williams reached 150 games for her career.

**JULY 12** Guard Seimone Augustus scored a team-high 16 points (7-11 FG) for the Western Conference in the 2006 WNBA All-Star Game at Madison Square Garden. Augustus is the fourth Lynx player to appear in the contest. The East won 98-82.

**JULY 16** Forward Nicole Ohlde grabbed her 500th career rebound in a 78-90 home loss to the Los Angeles Sparks.

**JULY 19** Guard Amber Jacobs scored a career-high 24 points on perfect shooting from the field (7-7) and the free-throw line (7-7) to lead the Lynx over the Chicago Sky 90-82. The Lynx annual Kid's Day game was the second-highest attendance in franchise history (14,793).

**JULY 22** Guard Seimone Augustus scored her 500th point in a loss to Sacramento. She became the second-fastest player in WNBA history to reach the mark (23 games). Cynthia Cooper took 22 games in 2001.

**JULY 25** Forward Nicole Ohlde scored her 1000th career point and center Vanessa Hayden tallied her 500th career point in a 70-62 win at Charlotte. The win was also Carolyn Jenkins' first as a head coach.

**AUG. 8** Forward Nicole Ohlde reached 100 games for her career in a 99-68 loss at Phoenix.

**AUG. 10** Guard Seimone Augustus scored 31 points in a 74-66 loss at Sacramento. It was the sixth time Augustus tallied 30+ points on the season, breaking Katie Smith's club record of five in 2001.

**AUG. 13** In the final regular season game, guard Seimone Augustus scored 11 points, bringing her season total to 744 and setting a new club record for points in a season. The previous high mark was set by Katie Smith who scored 739 points in 2001.

**AUG. 20** Seimone Augustus named 2006 WNBA Rookie of the Year with 34 of a possible 56 votes from a national panel of sportswriters and broadcasters to win the award and become the second Lynx player to garner the honor.

**DEC. 13** Hired Don Zierden as fifth head coach in Lynx history. Ed Prohovsky and Teresa Edwards hired as assistant coaches.

### 2007

**JAN. 8** Selected forward Tangela Smith (Charlotte Sting) in the 2007 WNBA Dispersal Draft.

**JAN. 12** Guard Tynesha Lewis retires.

**MAR. 6** Guard Seimone Augustus selected as a member of the 2007-08 USA Women's Senior National Team.

**APR. 5** Selected four players in the 2007 WNBA Draft: UCLA guard Noelle Quinn (1st round, 4th overall), USC guard Eshaya Murphy (2nd round, 15th overall), Stanford center Brooke Smith, (2nd round, 23rd overall) and Boston College forward Kathrin Riss (2nd round, 24th overall).

**APR. 5** Acquired Duke guard Lindsey Harding, the first-overall selection in the 2007 WNBA Draft, from the Phoenix Mercury in exchange for forward Tangela Smith.

**JUNE 3** The Lynx suffer a 78-72 loss at the Chicago Sky. It was Minnesota's 10th consecutive loss, a franchise-record losing streak that dates back to Aug. 8, 2006.

**JUNE 8** Guard Seimone Augustus set a WNBA record for field-goal accuracy when she made all 11 of her shots for 28 points in a 90-87 loss at the Los Angeles Sparks.

**JUNE 9** Minnesota falls, 90-76, at the Seattle Storm to fall to 1-9, which is the worst start to a season in franchise history.

**JUNE 16** Seimone Augustus becomes the second-fastest player in WNBA history to record 1,000 career points in an 83-58 win over Los Angeles. The feat was accomplished in 46 games, one more than Cynthia Cooper.

**JULY 9** Guard Seimone Augustus was named to the Western Conference team for the 2007 WNBA All-Star Game at Verizon Center in Washington, D.C.

**JULY 25** Lynx drop a 103-79 loss to the Phoenix Mercury at Target Center to match a franchise record 10th straight loss.

**AUG. 16** The Lynx made a season-high 13 three-pointers against the Detroit Shock, including a WNBA-record-setting 7-for-7 effort in the first quarter.

**AUG. 19** Noelle Quinn handed out a franchise-record 14 assists as the Lynx closed out 2007 with an 81-55 victory over the San Antonio Silver Stars. With her 14 assists, Quinn also tied the franchise record for assists in a season (148), which was held by Teresa Edwards (2003). With her 14 points, Seimone Augustus closed out the season with a Lynx-record 769 points, which was also the second-highest mark in league history (Diana Taurasi, 860, 2006).





## HISTORIC DATES

### 2008

**JAN. 2** Hired Julie Plank as assistant coach.

**FEB. 7** Hired Jennifer Gillom as assistant coach.

**FEB. 19** Signed free-agent guard Anna DeForge.

**APR. 9** Selected guard Candice Wiggins (1st round, 3rd overall), center Nicky Anosike (2nd round, 16th overall) and forward Charde Houston (3rd round, 30th overall) in the 2008 WNBA Draft.

**MAY 18** The Lynx kicked off their 10th Anniversary Season in winning fashion, defeating the defending Eastern Conference champion Detroit Shock, 84-70.

**MAY 27** Minnesota exploded for 98 points in a win over Houston, the second-highest scoring output in franchise history. The win was just the third win in Houston in franchise history.

**MAY 29** The Lynx defeated the Chicago Sky 75-69 to move to 3-0 on the season, the best in franchise history.

**MAY 31** USA Basketball named Seimone Augustus to Team USA that competed in the 2008 Summer Olympics in Beijing, China; The Lynx improved to 4-0 with a 94-83 win over the defending WNBA champion Phoenix.

**JUNE 3** Improved to 5-0 in defeating the expansion Atlanta Dream 85-81.

**JUNE 24** Anna DeForge became the 14th player in WNBA history to register 300 career three-pointers.

**JUNE 28** Seimone Augustus sat out the first game of her three-year WNBA career vs. San Antonio due to a sprained toe on her right foot.

**JULY 9** Candice Wiggins was named the WNBA's Rookie of the Month for June.

**JULY 13** Assistant coach Jennifer Gillom joined the Women's Basketball Hall of Fame.

**JULY 17** Candice Wiggins tallied a season-high 27 points in a 96-88 loss at Houston. The 27 points also set a Lynx franchise record for individual single-game points off the bench.

**JULY 24** Minnesota recorded its sixth road victory of the season, defeating the Indiana Fever 84-80. The six road victories mark the highest total since the 2004 season (seven); Nicky Anosike tallied five steals on the night, upping her season total to 57, breaking the previous franchise single-season record set by Betty Lennox in 2000.

**JULY 27** Olympian Seimone Augustus eclipsed the 2,000-point barrier in the third quarter of a 92-84 overtime loss to Los Angeles on a 15-foot jumper. Augustus needed only 90 games to reach the 2,000-point mark, becoming second fastest in WNBA history (Cynthia Cooper, 90 games) to do so.

**AUG. 23** Seimone Augustus captures the Gold Medal as Team USA defeats Australia 92-65 in the Gold Medal game at the 2008 Summer Olympics in Beijing, China. Augustus came off the bench in all eight games of the Olympics, where she totaled 63 points (7.9 ppg), 18 rebounds (2.3 rpg), 11 assists (1.4 apg), and four steals (0.5 spg) in 142 minutes of action (17.8 mpg) for the USA. She shot 27 for 58 from the floor (46.6 percent) and 9 for 11 from the free-throw line (81.8 percent).

**SEPT. 3** Nicky Anosike tallies a franchise record-tying 15 rebounds in a 103-96 loss in Phoenix.

**SEPT. 12** Minnesota ended its most successful season in four years with a 96-70 defeat of the Washington Mystics. The 16-18 finish represents a six-win improvement over last season's squad.

**NOV. 18** Named Jim Petersen Assistant Coach.

### 2009

**JAN. 30** Acquired Guard Kelly Miller and Forward LaToya Pringle from the Phoenix Mercury in exchange for Forward Nicole Ohlde; Traded Center Vanessa Hayden-Johnson to the Los Angeles Sparks in exchange for Forward/Center Christi Thomas; Acquired the number nine and 15 overall picks in the 2009 WNBA Draft from the Washington Mystics in exchange for Guard Lindsey Harding, the 20th overall pick in the 2009 WNBA Draft and a second-round pick in the 2010 WNBA Draft.

**APR. 9** Drafted the following players in the 2009 WNBA Draft: guard Renee Montgomery (1st round, 4th overall), center Quanitra Hollingsworth (1st round, 9th overall), forward Rashanda McCants (2nd round, 15th overall) and guard Emily Fox (3rd round, 30th overall).

**MAY 5** In a three-way deal, traded Noelle Quinn to Los Angeles in exchange for New York's 2010 first-round pick and Raffaella Masciadri from the Sparks.

**JUNE 3** Announced that Don Zierden has stepped down as head coach and Ed Prohovsky as assistant coach; Named Jen Gillom new head coach.

**JUNE 6** In Jennifer Gillom's head coaching debut, the Lynx defeated the Chicago Sky, 102-85 in the team's Home Opener. At the time, the 102 points were the second most in team history.

**JUNE 7** The Lynx hit on a team-record 63 percent of their shots en route to a 96-74 win over the Indiana Fever at Consecro Fieldhouse. Charde Houston scored a career-high 23 points and the Lynx nearly broke a WNBA record with 60 first-half points.

**JUNE 10** Minnesota improved to 3-0 for the second consecutive year by defeating the Los Angeles Sparks at Target Center, 87-76. Seimone Augustus tallied 30 points and a career-high-tying 9 rebounds, while Nicky Anosike nearly posted a rare 5X5 game, recording 16 points, 6 rebounds, 5 assists, 5 blocks and 4 steals.

**JUNE 13** Head coach Jennifer Gillom inducted into the Women's Basketball Hall of Fame.

**JUNE 15** Seimone Augustus named WNBA Player of the Week.

**JUNE 19** Announced that Seimone Augustus will undergo season-ending surgery to repair a torn acl in her left knee.

**JUNE 29** Candice Wiggins named WNBA Player of the Week.

**JULY 7** Announced that Seimone Augustus underwent successful surgery to repair a torn acl in her left knee.

**JULY 20** The WNBA announced that Lynx second-year forwards Nicky Anosike and Charde Houston have been named to the Western Conference All-Star Team.

**JULY 25** In the ninth WNBA All-Star Game, held at Mohegan Sun Arena in Uncasville, Conn., Lynx players Nicky Anosike and Charde Houston tallied 2 points, 5 rebounds, 3 steals and 16 points, 6 rebounds and 3 steals respectively.

**DEC. 8** Named Cheryl Reeve head coach.

**DEC. 14** Selected Rebekkah Brunson in the Dispersal Draft involving former Sacramento Monarchs players.

### 2010

**JAN. 12** Acquired Lindsay Whalen and the No. 2 overall selection in the 2010 WNBA Draft from Connecticut in exchange for Renee Montgomery and the first overall choice in the 2010 WNBA Draft.

**FEB. 9** Re-signed Seimone Augustus to a four-year contract.

**FEB. 17** Signed free-agent forward Hamchetou Maiga-Ba.

**MAR. 3** Lynx guards Lindsay Whalen and Candice Wiggins added to 2010-12 USA Basketball Women's National Team Roster.

**APR. 8** Drafted the following players in the 2010 WNBA Draft: guard Monica Wright (1st Round, 2nd Overall) and forward Gabriela Marginean (3rd Round, 26th Overall); Drafted Nebraska's Kelsey Griffin (3rd Overall), then traded her to Connecticut in exchange for 2011 first- and second-round picks.

**APR. 25** Announced that Seimone Augustus would be out indefinitely after undergoing surgery to remove benign fibroids; Announced Candice Wiggins would be out approximately four weeks because of a small meniscus tear in her right knee.

**APR. 28** Formally introduced Lindsay Whalen to the media via a press conference held at Target Center.

**MAY 14** Announced Opening Night roster; Placed Rebekkah Brunson on Suspended List

**MAY 15** Defeated Tulsa, 80-74, in the team's opening game. Charde Houston scored 21 points and had seven rebounds in the win

**MAY 16** In front of 9,985 fans (the largest opening-night crowd at Target Center since May 24, 2003), the Lynx lost their 2010 home opener to the Washington Mystics, 76-87. Rashanda McCants scored a career-high 18 points in the loss.

**JUNE 1** Monica Wright erupted for 32 points off the bench as the Lynx halted their five-game losing streak with a 92-82 victory over Phoenix. Rebekkah Brunson added 16 points and 15 rebounds as Minnesota improved to 2-5.

**JUNE 4** Lindsay Whalen's consecutive made free throw streak came to an end at 54 as the Lynx fell in Tulsa, 79-92. The 54 made free throws is the 2nd-longest such streak in WNBA history.

**JUNE 10** Seimone Augustus made her season debut for the Lynx, scoring 13 points as the Lynx fell to Phoenix, 88-99. It was Augustus' first contest in just under a year after tearing her acl and undergoing surgery to remove fibroids.

**JUNE 10** Lindsay Whalen dished out six assists at Phoenix, including the 1000th of her WNBA career with 3:17 to play in the 2nd quarter in Minnesota's 88-99 loss to the Mercury. She became the eighth player (3rd-youngest) in league history to register 1000+ assists.

**JUNE 18** Minnesota started a three-game winning streak by defeating the Tulsa Shock, 78-67 at Target Center. Seimone Augustus tallied 27 points in her first game back at Target Center in over a year. Lindsay Whalen dished out a season-high 12 assists. Candice Wiggins tallied her 1,000th career point.

**JUNE 19** Candice Wiggins saw her club-record free throw streak end at 44. She also hit on a career-high five three-pointers as Minnesota completed the back-to-back sweep of Tulsa with a 92-78 win at BOK Center.

**JUNE 21** In just her second week back from injury, Seimone Augustus was named Western Conference Player of the Week, averaging 21.5 points per game over the week

**JUNE 22** Guard Candice Wiggins tears achilles tendon in left leg in Minnesota's 75-68 win at New York. The injury occurred with just eight seconds remaining in the game.

**JUNE 25** Candice Wiggins undergoes successful surgery to repair a torn achilles in left leg

**JULY 6** Lynx forward Rebekkah Brunson named to the All-Star Game as a WNBA Reserve

**JULY 9** Lynx guard Lindsay Whalen named as replacement for injured San Antonio guard Becky Hammon on WNBA Stars team





## HISTORIC DATES

**JULY 24** The Lynx and Phoenix broke or equaled several team and league records in a PHO 127-124 double-overtime win, on July 24. The 251 points the two teams combined to score is the top single-game points total in WNBA history. Other Lynx team records set that night included: Points, game (124); Points, 1st quarter (34); Field Goals made (42); Field Goals attempted (95); Players scoring 10+ points (6).

**AUG. 1** Seimone Augustus became the second-faster player in WNBA history to 2,500 career points as the Lynx defeated Seattle, 72-71, at Target Center to snap the Storm's 13-game winning streak.

**AUG. 3** Lindsay Whalen's 27-point, 12-assist performance lifted the Lynx over Connecticut, 111-103 in OT. Whalen's effort marked the first 20+-point, 10+-assist effort in team history and the first of her career. Five Lynx player scored 15+ points.

**AUG. 9** The WNBA named Lindsay Whalen its Western Conference Player of the Week for games played through Aug. 8.

**AUG. 12** Los Angeles' Tina Thompson's buzzer-beater lifted the Sparks over the Lynx, 78-77 at Target Center. Earlier in the day the Lynx announced the team has signed Lindsay Whalen to a multi-year contract extension.

**AUG. 23** Lynx forward Rebekkah Brunson finished the season with averages of 11.3 points and a career-high 10.3 rpg, becoming one of just eight players in league history to average a double-double over a full season; Lindsay Whalen finished the season with a career-high 184 assists, besting the previous single-season franchise record of 148 (Noelle Quinn and Teresa Edwards).

**AUG. 29** Rebekkah Brunson named to the WNBA All-Defensive Second Team.

**AUG. 31** Monica Wright named to the WNBA All-Rookie Team.

**SEPT. 21** Lindsay Whalen named to the 2010 USA Basketball Women's World Championship Team.

**OCT. 3** Lindsay Whalen and Team USA defeats the Czech Republic, 89-69 to win the 2010 Fiba World Championship for Women Gold Medal; in nine Tournament games, Whalen averages 5.9 points, 2.1 rebounds and 1.6 assists per game.

**NOV. 2** Minnesota wins the 2011 WNBA Draft Lottery; In addition to selecting first, the Lynx also receive the fourth overall selection in the 2011 WNBA Draft.

### 2011

**FEB. 18** Lynx sign six-time WNBA All-Star Taj McWilliams-Franklin.

**APR. 9** Lynx acquire Washington's 2012 first-round pick in exchange for center Nicky Anosike.

**APR. 11** Added five players in the 2011 WNBA Draft: Selected Maya Moore (1st overall), Amber Harris (4th overall) and Kachine Alexander (26th overall); traded the 13th overall selection (Jessica Breland) to New York in exchange for the 22nd overall pick (Angel Robinson) and New York's 2012 second-round pick; traded the 14th overall selection (Felicia Chester) to Atlanta in exchange for Rachel Jarry (18th overall pick) and Atlanta's 2012 second-round selection.

**APR. 14** Signed Maya Moore.

**APR. 20** Signed Amber Harris.

**JUNE 13** Forward Rebekkah Brunson named the Western Conference Player of the Week. Brunson averaged 14.8 points and 14.0 rebounds en route to four consecutive double-doubles as the Lynx went 3-1.

**JUNE 19** Rebekkah Brunson posted her sixth consecutive double-double, matching the WNBA record for consecutive double-doubles to start a season set by Lisa Leslie (2003) and Candace Parker (2010). The performance also broke Nicky Anosike's franchise record of 18 double-doubles.

**JULY 6** Forward Rebekkah Brunson named the Western Conference Player of the Month for June, marking the first time in franchise history a Lynx player has earned the honor.

**JULY 13** Center Taj McWilliams-Franklin surpassed the 12,000-minute mark for her career, becoming just the fifth player in WNBA history to reach that milestone (Tina Thompson, Katie Smith, Vickie Johnson, Tangela Smith).

**JULY 18** Lynx forward Rebekkah Brunson named the Western Conference Player of the Week for games played from July 11-17, her second such honor of the season.

**JULY 20** Guard Seimone Augustus surpassed Katie Smith's franchise record for field goals in a career (1,127).

**JULY 23** Lynx players Seimone Augustus, Rebekkah Brunson, Maya Moore and Lindsay Whalen represented the Lynx in the 2011 WNBA All-Star game, marking the fifth time in league history a team has had four or more representatives in an All-Star game.

**JULY 25** For the second consecutive week, a Lynx player was named the Western Conference Player of the Week, this time with Seimone Augustus earning the honors.

**AUG. 2** Lynx guard Seimone Augustus named the Western Conference Player of the Month, averaging 19.0 points on 54.9% shooting as the Lynx went 7-1. Lynx forward Maya Moore was also named the WNBA's Rookie of the Month.

**AUG. 7** With a 84-78 victory over the Sparks, Minnesota won its ninth consecutive game, setting a new franchise record for consecutive wins in a season. The win also marked its fifth consecutive road win, also a new franchise record.

**AUG. 9** Lynx guards Seimone Augustus and Lindsay Whalen each surpassed the 3,000-point mark for their careers during a game in Phoenix, becoming the first pair of teammates in WNBA history to surpass the mark during the same game. The game was Augustus' 151st of her career, matching Diana Taurasi for the fastest pace in WNBA history to reach the 3,000 point mark. With the milestone, Whalen became just the sixth player in WNBA history to record 3,000 points, 1,000 rebounds and 1,000 assists in a career.

**AUG. 9** Rookie Maya Moore went a perfect 6-for-6 from three-point range, matching a WNBA record for most three-pointers made in a game without a miss.

**AUG. 20** With a win over Los Angeles, Minnesota clinched its third playoff berth in franchise history. The game was its 26th of the season, the earliest the Lynx have ever clinched a playoff berth.

**AUG. 23** Center Taj McWilliams-Franklin appeared in her 400th career game, becoming just the sixth player in WNBA history to reach the milestone (Vickie Johnson, Ticha Penicheiro, Katie Smith, Tangela Smith, Tina Thompson).

**AUG. 29** Guard Seimone Augustus was named the Western Conference Player of the Week for games played from August 22-28, her third such honor of the season.

**SEPT. 1** Guard Lindsay Whalen was named the Western Conference Player of the Month for August, the third difference Lynx player to earn the honor this season. Rookie Maya Moore was named the WNBA's Rookie of the Month for the second consecutive month.

**SEPT. 1** Signed forward Rebekkah Brunson to a multi-year contract extension.

**SEPT. 8** With a 20 point, 10 assist performance, guard Lindsay Whalen became the first player in WNBA history to record zero turnovers while totaling at least 20 points and 10 assists. Her game was the second 20/10 effort of her career and the second in franchise history.

**SEPT. 8** Minnesota won their 14th game at home, setting a franchise record for home wins in a season.

**SEPT. 11** With a regular-season ending victory over the Mercury, Minnesota became just the sixth team in league history to win at least 27 games in a season. The win also marked the team's 13th road win of the season, a new franchise record.

**SEPT. 13** Lindsay Whalen named the 2011 WNBA Peak Performer for assists. Whalen led the WNBA with in both assists (199) and assists per game (5.9) during the 2011 regular season.

**SEPT. 16** Coach Cheryl Reeve named the 2011 WNBA Coach of the Year, becoming the second coach in franchise history to receive the honor (Suzie McConnell Serio, 2004).

**SEPT. 16** Rookie Maya Moore named the 2011 WNBA Rookie of the Year, becoming the third Rookie of the Year in franchise history (Betty Lennox, 2004; Seimone Augustus, 2006). Moore led all rookies in points (13.2) while ranking second in rebounds (4.6) and third in assists (2.6).

**SEPT. 20** The Lynx won their first playoff series in franchise history, defeating the San Antonio Silver Stars 2-1 in the Western Conference Semi-Finals.

**SEPT. 25** Minnesota reached their first ever WNBA Finals, sweeping the Phoenix Mercury in the Western Conference Finals 2-0.

**SEPT. 29** Forward Rebekkah Brunson named to the 2011 WNBA All-Defensive First Team.

**OCT. 5** Guard Seimone Augustus scored a single-game franchise postseason high 36 points on 11-of-14 shooting to lead the Lynx to a 101-95 victory.

**OCT. 7** Won the first WNBA Title in franchise history, sweeping the Atlanta Dream 3-0. Guard Seimone Augustus was named the 2011 WNBA Finals Most Valuable Player, averaging 24.7 points per game in her final finals appearance.

**OCT. 11** 15,000 fans came out to congratulate the Lynx during their Championship Parade on Nicollet Avenue. 4,500 fans followed the Lynx into Target Center afterward for a Championship Celebration.

### 2012

**JAN. 23** Re-signed center Taj McWilliams-Franklin.

**JAN. 26** Re-signed center Jessica Adair.

**FEB. 2** Acquired Phoenix's 2013 second-round draft pick in exchange for guard Alexis Hornbuckle.

**FEB. 8** Re-signed guard Candice Wiggins.

**FEB. 13** Signed free agent guard Erin Thorn.

**FEB. 28** Acquired Phoenix's 2012 second-round pick (18th overall) in exchange for forward Charde Houston and Minnesota's second-round pick (24th overall).

**APR. 16** Selected six players in the 2012 WNBA Draft, including: Devereaux Peters (3rd overall), Damaris Dantas (12th overall), Julie Wojta (18th overall), Kayla Standish (19th overall), Nika Baric (20th overall) and Jacki Gemelos (31st overall).





## HISTORIC DATES

**MAY 20** A sellout crowd of 12,611 fans attended the season opener against Phoenix to see the team receive their 2012 WNBA Championship rings prior to the game. The crowd was the largest for a home opener in franchise history.

**MAY 20** Minnesota defeated the Mercury 105-83, setting a new franchise single-game record with 44 field goals and 58 points in the paint, while the team's 105 points matched the WNBA record for most points in an opener (Sacramento, 2006).

**MAY 30** Lindsay Whalen scored 11 points, including the game winning basket with :01.0 remaining to give Minnesota a 79-77 victory over Washington, the sixth buzzer beater in franchise history.

**JUNE 1** The Lynx defeated the Sun 85-72 in Connecticut, its first win at Mohegan Sun Arena since July 22, 2004.

**JUNE 6** Minnesota recorded its 200th regular-season victory with a 79-55 win over the Seattle Storm.

**JUNE 6** Taj McWilliams-Franklin went 8-for-8 from the floor against Seattle, matching the second-best "perfect night" in franchise history.

**JUNE 9** Minnesota shot 56.7% from the floor, its WNBA-record fifth consecutive 50%+ shooting performance of the season.

**JUNE 15** The Lynx defeated the Mercury 78-60 in Phoenix, its franchise record 10th consecutive road win, dating from Aug. 18, 2011 to June 15, 2012. The streak was the third longest road winning streak in WNBA history.

**JUNE 15** Minnesota's win over Phoenix was also its tenth consecutive to start the season, becoming the first team in WNBA history to open a season 10-0.

**JUNE 15** The win also was Minnesota's 13th consecutive, dating back to Sept. 4, 2011. The streak matched the third longest winning streak in WNBA history.

**JUNE 21** The 32-point victory over the New York Liberty (102-70) represents the second largest margin of victory in franchise history. Previously, the Lynx beat Los Angeles 114-71 on May 31, 2006 at Target Center.

**JUNE 27** With a 96-80 win over Phoenix, Minnesota became only the second team in WNBA history to begin a season 13-1.

**JUNE 27** Seimone Augustus made her eighth consecutive three-point during the game against Phoenix, tying the club record set by Svetlana Abrosimova in 2005.

**JULY 9** Signed forward Julie Wojta to a seven-day contract.

**JULY 10** Minnesota shot 69.5% from the floor against Tulsa, setting a new WNBA record for single-game field goal percentage. The game also marked the highest two-team field goal percentage in WNBA history, with Minnesota and Tulsa combining to shoot 58.5%.

**JULY 12** A sellout crowd of 15,318 fans showed up for Minnesota's annual camp day game, the second largest crowd in franchise history.

**JULY 12** Maya Moore scored 28 points against the Tulsa, including setting a new franchise record for points in a quarter with 19 in the second frame. Moore finished the game 11-of-12 from the free throw line, establishing career highs in both free throws made and attempted.

**AUG. 11** Lynx Olympians Seimone Augustus, Maya Moore and Lindsay Whalen help lead Team USA to its fifth consecutive Olympic gold medal.

**AUG. 17** Waived guard/forward Julie Wojta.

**AUG. 19** Lindsay Whalen dished out four assists, surpassing Katie Smith to become the all-time franchise leader in assists.

**AUG. 19** Minnesota held Tulsa to just 20 second half points, the lowest total for an opponent in any half against the Lynx since 2005. The win over Tulsa clinched Minnesota's second consecutive playoff spot.

**AUG. 20** Maya Moore was named Western Conference Player of the Week for games played Aug. 16 through Aug. 19, the first such honor of her career.

**AUG. 21** Minnesota recorded 27 assists against the Seattle Storm, setting a new WNBA record for most consecutive games with 20+ assists (Phoenix put together six in a row on three occasions). The streak began for the Lynx on July 5 at Los Angeles.

**AUG. 23** The WNBA announced that Maya Moore remained the league's most popular selling jersey for the second consecutive year, while Minnesota remained the league's top selling merchandise.

**AUG. 28** Minnesota became the first team in the league to reach the 20-win plateau.

**AUG. 28** Minnesota grabbed a club-record 52 boards against San Antonio, finishing with a +21 rebounding advantage, the third 20+ margin in franchise history. In the game, Taj McWilliams-Franklin surpassed Yolanda Griffith to become the WNBA all-time leader in offensive rebounds. Rebekkah Brunson also grabbed a franchise record and career-high with 20 rebounds, becoming the 15th player in WNBA history to grab 20+ boards in a game.

**AUG. 31** Seimone Augustus matched a career-high with nine rebounds in a win over Tulsa.

**SEPT. 4** Augustus drained a career-high six three-pointers leading to 23 points in a win over Los Angeles, surpassing Katie Smith (3,605) as the leading scorer in franchise history.

**SEPT. 4** Maya Moore swiped a career-high seven steals, matching a franchise record for steals in a game.

**SEPT. 7** Minnesota came back from 25 points down against Atlanta, setting a new franchise record and matching the WNBA record for largest comeback in league history (Detroit, 2005).

**SEPT. 7** Maya Moore grabbed a career-high 12 rebounds, posting her sixth double-double of the season.

**SEPT. 7** Rebekkah Brunson grabbed a career-high 10 offensive rebounds against Atlanta.

**SEPT. 9** Lindsay Whalen handed out the 1,500th assist of her career, the fourth player in WNBA history to reach the plateau.

**SEPT. 10** Maya Moore was named the Western Conference Player of the Week, her second such honor of the season. During the week, Moore averaged 21.3 points, 11.0 rebounds, 4.0 steals and 3.3 steals per game.

**SEPT. 14** Lindsay Whalen hit a fade-away jumper with 1.6 seconds remaining to give Minnesota a 66-64 win over Indiana, marking her second buzzer beater of the season and seventh in franchise history.

**SEPT. 14** Taj McWilliams-Franklin grabbed five rebounds, including the 3000th of her career, in Minnesota's win over Indiana.

**SEPT. 17** Maya Moore scored a career-high 29 points in a win against Indiana, including matching a WNBA-record with three-pointers in a quarter by draining five treys in the third frame.

**SEPT. 20** Taj McWilliams-Franklin surpassed the 5000-point plateau for her career to become just the second player in league history to record 5000 points and 3000 rebounds in a career.

**SEPT. 23** Maya Moore scored 11 points, surpassing the 1000-point plateau in her career.

**SEPT. 23** Despite losing to San Antonio, Minnesota finished the regular season matching a franchise record with 27 wins. The Lynx finished the season setting new WNBA records in rebounding margin (+6.9) and assists per game (20.8).

**SEPT. 23** Minnesota finished the regular season shooting .4729 percent from the floor, the second highest field goal percentage in WNBA history (.4733 by Phoenix in 2010).

**SEPT. 24** Lindsay Whalen was named the WNBA Peak Performer for assists, the second consecutive year she has earned the honor. Whalen finished the year averaging a league-best 5.39 assists per game

**OCT. 2** Behind a game-high 21 points from Seimone Augustus, the Lynx finish off a 2-1 series win over the Seattle Storm to advance to the Western Conference Finals for the second consecutive season.

**OCT. 7** Augustus leads the Lynx with 21 points in Game 2 of the Western Conference Finals to help Minnesota sweep the Sparks.

**OCT. 17** Trailing by seven after one, Minnesota outscores the Fever by 19 over the next three quarters to even the WNBA Finals at 1-1. Augustus scored a team-high 27, while Maya Moore added 23.

**OCT. 21** Despite 22 points from Lindsay Whalen, Indiana defeats Minnesota 87-78 to close out the WNBA Finals, 3-1.

**DEC. 5** Re-signed head coach Cheryl Reeve to a multi-year contract extension.

### 2013

**MAR. 1** In three-team trade, traded Candice Wiggins to Tulsa in exchange for forward/center Janel McCarville from New York and Tulsa's 2014 second-round pick.

**APR. 15** Selected four players in the 2013 WNBA Draft, including: Lindsey Moore (12th overall), Ta'Shauna Rodgers (14th overall), Janeesa Jeffery (24th overall) and Waltiea Rolle (36th overall).

**June 1:** Former Golden Gopher Janel McCarville made her Lynx debut in Minnesota's season opener with a 90-74 victory over Connecticut.

**June 6:** Minnesota assisted on 30 of 36 baskets to match a franchise single-game record in assists in its 99-79 win over the Phoenix Mercury. The team also equaled a franchise single-game record for fewest turnovers (6).

**June 10:** Forward Rebekkah Brunson was named Player of the Week by the league, the fourth honor of her career. She averaged 12.5 points (on 66.7% shooting) and 13.5 rebounds per game during the week.

**June 19:** Maya Moore grabbed a career-high 16 rebounds in Minnesota's win over Phoenix, posting a then-season-high 26 points for the first 25+ point/15+ rebound effort in franchise history.

**June 23:** The Lynx starting five (Whalen, Augustus, Moore, Brunson, McCarville) contributed 82 points on 64.4% (29-for-45) shooting in Minnesota's 88-79 win over Tulsa.

**June 23:** Seimone Augustus posted a then-season-high 22 points for her third 20+ effort of the season and club-record 91st of her WNBA career.

**June 28:** Lynx guard Lindsay Whalen was nominated for the 2013 ESPYs in the category of "Best WNBA Player."





## HISTORIC DATES

**June 28:** The Lynx posted a final 24-point margin (88-64) over Los Angeles for the Lynx' largest victory of the season and their biggest vs. Los Angeles since an 83-58 home triumph on June 16, 2007. Devereaux Peters contributed a season-high 14 points and team-best nine rebounds.

**July 7:** The Lynx defeated the Phoenix Mercury 91-59, the 32-point spread matched the second-largest winning margin in club history and their biggest ever against the Mercury.

**July 9:** Monica Wright made her first start of 2013 for an injured Seimone Augustus, scoring a season-high 22 point. She finished 7-for-10 from the floor and hit all eight of her FT attempts en route to the sixth 20+ point effort of her career.

**July 11:** Monica Wright pulled down a career-high nine rebounds in a career-best 39 minutes in the Lynx' 69-62 win over Indiana.

**July 13:** Lindsay Whalen finished with 25 points and 11 assists to become the first player in WNBA history to register two 25+ point, 10+ assist games in a career.

**July 13:** Rebekkah Brunson notched 17 points and 12 rebounds at Tulsa, her sixth double-double of the year and club-record 35th in a Lynx uniform.

**July 18:** Seimone Augustus and Maya Moore were voted in by fans to the starting lineup for the 2013 Western Conference All-Star team.

**July 24:** A franchise-record crowd of 16,404 showed up to celebrate Minnesota's 12th annual camp day, surpassing the previous mark of 16,227, set vs. Connecticut on July 14, 2003.

**July 25:** Seimone Augustus, Maya Moore, Lindsay Whalen, Rebekkah Brunson and the entire Lynx coaching staff headed to Connecticut for the 2013 WNBA All-Star Game. It was the second time in club history the Lynx have had four All-Star representatives and just the sixth time in WNBA history a team has send four or more All-Stars.

**Aug. 2:** The Lynx shot 53.5% (38-for-71) from the floor against San Antonio their then-second-highest percentage of the season (54.8% at Tulsa, July 13) and the seventh time they've hit 50%+ overall.

**Aug. 4:** The Lynx forced 21 turnovers leading to 27 points in their 18-point victory over the Seattle Storm. The 21 turnovers equaled the most forced by Minnesota this season. The win was Minnesota's 10th consecutive, the longest winning streak in the WNBA this season and third longest in club-history.

**Aug. 24:** The Lynx shot a season-high 57.8% in their victory over Indiana, their best single-game percentage ever at Target Center. Janel McCarville chipped in a season-high 12 points to help defeat the Fever.

**Aug. 31:** Rachel Jarry posted a season-high 14 points and Monica Wright had a career-high seven assists and game-high six rebounds in the Lynx' 97-74 win over Seattle.

**Sept. 4:** Maya Moore was named Western Conference Player of the Month of August, the first such honor of her career. Moore tallied 21.6 ppg, 6.3 rpg, 2.9 apg and 2.08 spg, while hitting 56.7% from the floor, including 50% (30-for-60) from beyond the arc. She is the fourth Lynx player in history to earn the monthly honor.

**Sept. 4:** Lindsay Whalen dealt a career-high and club-recordty ing14 assists, her fourth double-digit assist night of the season. Her previous career single-game best was 13 assists, set during her rookie year with Connecticut (June 27, 2004).

**Sept. 6:** The Lynx signed guard Lindsay Whalen to a multi-year contract extension.

**Sept. 10:** Minnesota clinched the first overall seed in the Western Conference and homecourt advantage throughout the Western Conference playoffs for the third consecutive season with its 73-60 win over Seattle. The win also marked Minnesota's third straight 25 win season, joining Houston (1998-2000) and Los Angeles (2000-02) as the only teams in WNBA history to string together three consecutive 25+ win seasons.

**Sept. 13:** The Lynx signed guard Seimone Augustus to a multi-year contract extension.

**Sept. 14:** Minnesota wrapped up its regular season with a 79-66 win over Chicago, securing the best record in the WNBA for the third consecutive season. Lindsay Whalen scored a game-high 23 points, while Maya Moore added with 22 points, 11 rebounds and six assists, her fourth double-double of the season and fourth career 20+ point/10+ rebound/5+ assist game.

**Sept. 15:** Maya Moore became the first player in WNBA history to finish the season as the league leader in both made three-pointers (72) and three-point percentage (.453). She also set the new single-season franchise record for three-point accuracy, surpassing Svetlana Abrosimova's previous mark (.446).

**Sept. 14** The Lynx completed their 15th WNBA season with the league's best record for the third consecutive regular season campaign, the Lynx (26-8) became just the third team in league history to string together three consecutive 25+ seasons (Houston, 1998-00; Los Angeles, 2000-02).

**Oct. 6** Minnesota became just the fourth team in WNBA history to reach the WNBA finals in three consecutive seasons (Houston, 1997-2000; Detroit, 2006-08).

**Oct. 8** Minnesota finished the postseason 4-0 at home, improving to a WNBA-record 14-2 (.875) at Target Center in franchise postseason history, which

stands as the best home winning percentage in WNBA postseason history.

**Oct. 10** Won the second WNBA Title in franchise history, sweeping the Atlanta Dream 3-0. Forward Maya Moore was named the 2013 WNBA Finals Most Valuable Player, averaging 20.0 points per game in her third finals appearance.

**Dec. 5:** Re-signed head coach Cheryl Reeve to a multi-year contract extension.

### 2014

**Jan. 13:** USA Basketball named Seimone Augustus, Lindsay Whalen, Maya Moore and Monica Wright to the 2014-16 USA Basketball Women's National Team pool.

**Feb. 4:** The Minnesota Timberwolves and Lynx announced a plan to open a new practice facility across the street from Target Center in Block E. In addition to the practice facility, the teams are partnering with Mayo Clinic, who will operate a sports medicine clinic adjacent to the practice space.

**March 17:** Minnesota Lynx announced a multi-year partnership with Mayo Clinic that includes marquee placement on the team's home and away jerseys.

**March 20:** Re-signed center Janel McCarville to a multi-year contract.

**April 23:** The WNBA announced the first-ever WNBA Preseason Tournament 2014, featuring the defending champion Minnesota Lynx, Chicago Sky, Indiana Fever and Phoenix Mercury, will tip off on Friday May 9 at the HP Field House at ESPN Wide World of Sports Complex at Walt Disney World near Orlando, Fla.





# RECORDS



LYNX UNLEASHED



## INDIVIDUAL RECORDS

### MOST POINTS

Career:	4,584	Seimone Augustus	
Season:	812	Maya Moore	2014
Game:	48	Maya Moore	vs. Atlanta, 7/22/14 (2OT)
	40	Katie Smith	@ Detroit, 6/17/01;
		Maya Moore	@ Tulsa, 8/2/14
Half:	29	Katie Smith	vs. Los Angeles (2nd), 6/3/00
Quarter:	19	Maya Moore	vs. Tulsa (2nd), 7/12/12;
		Maya Moore	@ Tulsa (1st), 5/23/14
Overtime:	10	Lindsay Whalen	vs. Connecticut, 8/3/10;
		Lindsay Whalen	vs. Connecticut, 5/18/14

### MOST FIELD GOALS MADE

Career:	1,843	Seimone Augustus	
Season:	296	Seimone Augustus	2007
Game:	16	Seimone Augustus	@ Sacramento, 7/29/07;
		Maya Moore	vs. Atlanta, 7/22/14 (2OT)
Half:	10	Maya Moore	vs. Seattle (1st), 8/31/13;
		Maya Moore	@ Tulsa, 5/23/14 (1st)
Quarter:	7	Most recently: Maya Moore	@ Los Angeles (3rd), 6/17/14
Overtime:	3	Most recently: Lindsay Whalen	vs. Connecticut, 5/18/14

### MOST CONSECUTIVE FIELD GOALS MADE

13	Charde Houston	6/6/09 to 6/7/09
----	----------------	------------------

### MOST FIELD GOALS ATTEMPTED

Career:	3,790	Seimone Augustus	
Season:	620	Seimone Augustus	2006
Game:	30	Maya Moore	vs. Atlanta, 7/22/14 (2OT)
	28	Seimone Augustus	vs. New York, 6/24/06
Half:	17	Brandy Reed	@ Phoenix (2nd), 7/29/99;
		Seimone Augustus	@ New York (2nd), 7/30/06
Quarter:	10	Most recently: Maya Moore	@ New York (4th), 7/6/14
Overtime:	6	Betty Lennox	vs. Utah, 5/25/02;
		Svetlana Abrosimova	vs. Detroit, 8/23/03

### HIGHEST FIELD-GOAL PERCENTAGE

Career:	.559	(518-926) Tamika Raymond	
Season:	.668	(129-193) Tamika Williams	2003
Game:	1.000	(11-11) Seimone Augustus	vs. Los Angeles, 6/8/07
Half:	1.000	(8-8) Most recently: Lindsay Whalen	vs. Washington (1st), 8/30/11
Quarter:	1.000	(7-7) Maya Moore	@ Los Angeles (3rd), 6/17/14

### MOST THREE-POINT FIELD GOALS MADE

Career:	460	Katie Smith	
Season:	88	Katie Smith	2000
Game:	7	Katie Smith	@ Seattle, 6/14/03;
		Maya Moore	vs. Atlanta, 7/22/14 (2OT)
Half:	5	Most recently: Maya Moore	vs. Indiana (2nd), 9/17/12
Quarter:	5	Maya Moore	vs. Indiana (3rd), 9/17/12
Overtime:	2	Lindsay Whalen	vs. San Antonio, 8/28/12

### MOST CONSECUTIVE THREE-POINT FIELD GOALS MADE

8	Svetlana Abrosimova	6/30/05 to 7/15/05;
	Seimone Augustus	6/17/12 to 6/27/12

### MOST CONSECUTIVE GAMES WITH A THREE-POINT FIELD GOAL

32	Katie Smith	7/31/02 to 8/2/03
----	-------------	-------------------

### MOST THREE-POINT FIELD GOALS ATTEMPTED

Career:	1,239	Katie Smith	
Season:	240	Katie Smith	2001
Game:	13	Katie Smith	vs. Los Angeles, 6/3/00;
		Anna DeForge	@ Phoenix, 9/3/08
Half:	9	Most recently: Candice Wiggins	@ Los Angeles (1st), 8/19/09
Quarter:	9	Amber Jacobs	vs. Phoenix (4th), 7/3/07

### HIGHEST THREE-POINT FIELD-GOAL PERCENTAGE

Career:	.398	(68-171) Roneeka Hodges	
Season:	.453	(72-159) Maya Moore	2013
Game:	1.000	(6-6) Maya Moore	@ Phoenix, 8/9/11

### MOST FREE THROWS MADE

Career:	891	Katie Smith	
Season:	246	Katie Smith	2001
Game:	18	Katie Smith	@ Los Angeles, 7/8/01 (OT)
	14	Katie Smith	@ Miami, 6/10/00;
		Seimone Augustus	vs. San Antonio, 7/9/06
Half:	12	Katie Smith	@ Miami (2nd), 6/10/00;
		Seimone Augustus	@ Sacramento (2nd), 8/10/06
Quarter:	9	Most recently: Lindsay Whalen	vs. San Antonio (4th), 8/15/10
Overtime:	6	Lindsay Whalen	vs. Connecticut, 8/3/10

### MOST CONSECUTIVE FREE THROWS MADE

44	Candice Wiggins	9/9/09 to 6/22/10
----	-----------------	-------------------

### MOST FREE THROWS ATTEMPTED

Career:	1,039	Katie Smith	
Season:	275	Katie Smith	2001
Game:	19	Katie Smith	@ Los Angeles, 7/8/01 (OT)
	17	Candice Wiggins	vs. Houston, 6/21/08
Half:	14	Katie Smith	@ Miami (2nd), 6/10/00
Quarter:	10	Most recently: Lindsay Whalen	vs. San Antonio (4th), 8/15/10
Overtime:	6	Rebekkah Brunson	vs. Phoenix (2nd), 7/24/10
		Lindsay Whalen	vs. Connecticut, 8/3/10

### HIGHEST FREE-THROW PERCENTAGE

Career:	.866	(400-462) Maya Moore	
Season:	.899	(98-109) Katie Smith	2004
Game:	1.000	(13-13) Seimone Augustus	@ Sacramento, 8/10/06

### MOST REBOUNDS

Career:	1,272	Rebekkah Brunson	
Season:	310	Rebekkah Brunson	2010
Game:	20	Rebekkah Brunson	vs. San Antonio, 8/28/12 (OT)
	18	Rebekkah Brunson	vs. New York, 8/8/10
Half:	12	Rebekkah Brunson	@ Washington (2nd), 6/8/13
Quarter:	9	Adrian Williams	vs. New York (2nd), 6/24/06
Overtime:	5	Rebekkah Brunson	vs. Phoenix (2nd), 7/24/10





## INDIVIDUAL RECORDS

### MOST OFFENSIVE REBOUNDS

Career:	440	Rebekkah Brunson
Season:	120	Rebekkah Brunson
Game:	10	Tamika Williams
		Rebekkah Brunson
Half:	8	Tamika Williams
Quarter:	6	Rebekkah Brunson
Overtime:	3	Tamika Williams
		Rebekkah Brunson

### MOST DEFENSIVE REBOUNDS

Career:	832	Rebekkah Brunson
Season:	205	Rebekkah Brunson
Game:	15	Rebekkah Brunson
	13	Nicky Anosike
Half:	8	Most recently: Janel McCarville
Quarter:	6	Most recently: Damiris Dantas
Overtime:	3	Most recently: Rebekkah Brunson

### MOST ASSISTS

Career:	947	Lindsay Whalen
Season:	199	Lindsay Whalen
Game:	14	Noelle Quinn
		Lindsay Whalen
Half:	9	Noelle Quinn
		Lindsay Whalen
Quarter:	8	Lindsay Whalen
Overtime:	3	Lindsay Whalen

### MOST BLOCKED SHOTS

Career:	155	Vanessa Hayden
Season:	68	Vanessa Hayden
Game:	6	Vanessa Hayden
Half:	4	Most recently: Devereaux Peters
Quarter:	3	Most recently: Janel McCarville
Overtime:	1	Most recently: Tan White

### MOST STEALS

Career:	284	Svetlana Abrosimova
Season:	81	Nicky Anosike
Game:	7	Most recently: Maya Moore
Half:	5	Most recently: Maya Moore
Quarter:	5	Maya Moore
Overtime:	2	Most recently: Rebekkah Brunson

### MOST PERSONAL FOULS

Career:	579	Katie Smith
Season:	127	Nicole Ohlde
Game:	6	Several times
Half:	6	Most recently: Maya Moore
Quarter:	5	Most recently: Christi Thomas
Overtime:	3	Most recently: Rebekkah Brunson

2010  
@ Phoenix, 6/23/02;  
vs. Atlanta, 9/7/12 (20T)  
@ Phoenix (2nd), 6/23/02  
vs. Atlanta (3rd), 9/7/12  
vs. Houston, 8/4/06;  
vs. Phoenix (2nd), 7/24/10

2011 & 2013  
vs. San Antonio, 8/28/12 (OT)  
vs. Indiana, 8/13/09  
@ Seattle (1st), 9/7/13  
vs. New York (1st), 5/24/14  
vs. Atlanta (1st), 9/7/12

2011  
vs. San Antonio, 8/19/07;  
vs. Los Angeles, 9/4/13  
vs. San Antonio (2nd), 8/19/07;  
vs. Connecticut (1st), 8/3/10  
vs. Connecticut (2nd), 8/3/10  
vs. Atlanta (2nd), 9/7/12

2005  
vs. Charlotte, 6/4/05  
vs. San Antonio (2nd), 7/25/14  
vs. Atlanta (3rd), 7/22/14  
vs. Atlanta (2nd), 7/22/14

2009  
vs. Los Angeles, 9/4/12  
vs. Connecticut (2nd), 5/18/14  
vs. Connecticut (4th), 5/18/14  
vs. Atlanta (1st), 9/7/12

2007

@ Los Angeles (2nd), 7/5/12  
vs. Phoenix (4th), 6/27/09  
@ Chicago, 8/11/13

### MOST DISQUALIFICATIONS (6 FOULS)

Career:	8	Katie Smith	
Season:	6	Tonya Edwards	1999;
		Kathrin Ress	2007

### MOST TURNOVERS

Career:	519	Svetlana Abrosimova	
Season:	97	Betty Lennox	2000
Game:	11	Betty Lennox	@ Houston, 8/9/00
Half:	8	Betty Lennox	@ Houston (1st), 8/9/00
Quarter:	5	Charde Houston	@ Connecticut (4th), 5/27/10
Overtime:	3	Amber Jacobs	vs. Washington, 7/20/07

### MOST GAMES PLAYED

Career:	248	Seimone Augustus	
Season:	34	Edwards, Sam, Smith, Williams	2003
		Edwards, Lovelace, Ohlde, Williams	2004
		Harrower, Lovelace, Ohlde, Williams	2005
		Abrosimova, Augustus, Jacobs, Ohlde	2006
		Abrosimova, Augustus, Mann, Ohlde, Quinn	2007
		Anosike, DeForge, Ohlde	2008
		Hollingsworth, Houston, McCants, Miller, Montgomery, Wiggins	2009
		Houston, Maiga-Ba, Wright	2010
		Augustus, Brunson, McWilliams-Franklin, Moore, Whalen, Wiggins	2011
		Moore, Wiggins, Wright	2012
		M.Moore, Peters, Whalen	2013
		McCarville, M.Moore, Whalen	2014

### MOST GAMES STARTED

Career:	248	Seimone Augustus	
Season:	34	Edwards, Smith, Williams	2003
		Edwards, Ohlde	2004
		Harrower, Ohlde	2005
		Augustus, Jacobs, Ohlde	2006
		Augustus, Ohlde	2007
		Anosike, DeForge, Ohlde	2008
		Wiggins	2009
		Augustus, Brunson, Moore, Whalen	2011
		Moore	2012
		M.Moore, Whalen	2013
		McCarville, M.Moore, Whalen	2014

### MOST MINUTES PLAYED

Career:	7,766	Seimone Augustus	
Season:	1,234	Katie Smith	2001
Game (Reg.):	40	Most recently: Maya Moore	@ Los Angeles, 6/8/14
Game (OT):	49	Sonja Tate	vs. Los Angeles, 7/1/99 (20T)



## TEAM HIGHS

### MOST POINTS

Game:	124	vs. Phoenix	7/24/10 (20T)
	114	vs. Los Angeles	5/31/06
1st Half:	64	vs. Sacramento	8/28/09
2nd Half:	70	@ Phoenix	9/3/08
1st Quarter:	35	@ Tulsa	5/23/14
2nd Quarter:	36	vs. Connecticut	8/3/10;
		vs. Phoenix	5/20/12
3rd Quarter:	37	vs. Seattle	8/7/07
4th Quarter:	37	@ Phoenix	9/3/08
Overtime:	17	vs. San Antonio	8/28/12

### MOST FIELD GOALS MADE

Game:	44	vs. Phoenix	5/20/12
Half:	24	vs. Phoenix (1st)	6/6/13
Quarter:	14	MR: @ Los Angeles (4th)	9/12/13
Overtime:	7	vs. San Antonio	8/28/12

### MOST FIELD GOALS ATTEMPTED

Game:	95	vs. Phoenix	7/24/10 (20T)
	86	vs. Phoenix	7/13/11;
		@ Los Angeles	7/5/12
Half:	48	vs. Phoenix (1st)	6/27/09
Quarter:	26	vs. Phoenix (2nd)	5/20/12;
		@ Los Angeles (4th)	7/5/12
Overtime:	11	MR: vs. Phoenix (2nd)	7/24/10

### HIGHEST FIELD-GOAL PERCENTAGE

Game:	.695	(41-59) @ Tulsa	7/10/12
Half:	.800	(12-15) vs. Phoenix (2nd)	8/4/03
Quarter:	.929	(13-14) @ Indiana (1st)	6/7/09
Overtime:	.778	(7-9) vs. San Antonio	8/28/12

### MOST THREE-POINT FIELD GOALS MADE

Game:	16	vs. Sacramento	8/28/09
Half:	10	vs. Los Angeles (2nd)	5/31/06
Quarter:	7	vs. Los Angeles (3rd)	5/31/06;
		vs. Detroit (1st)	8/16/07
Overtime:	2	MR: vs. San Antonio	8/28/12

### MOST THREE-POINT FIELD GOALS ATTEMPTED

Game:	33	@ Chicago	8/15/09
Half:	20	MR: @ Chicago (2nd)	8/15/09
Quarter:	13	@ Sacramento (4th)	9/13/09
Overtime:	5	@ Utah	7/28/01

### HIGHEST THREE-POINT FIELD-GOAL PERCENTAGE

Game:	.750	(6-8) vs. Seattle	7/18/01
Half:	1.000	(5-5) vs. Detroit (2nd)	6/5/00;
		(5-5) @ Seattle (2nd)	7/1/06
Quarter:	1.000	(7-7) vs. Detroit (1st)	8/16/07
Overtime:	1.000	(2-2) MR: @ Chicago	8/7/10

### MOST FREE THROWS MADE

Game:	37	@ Los Angeles	7/8/01 (OT)
	33	vs. Phoenix	5/31/08
Half:	27	vs. Phoenix (2nd)	8/1/09
Quarter:	16	@ Indiana (4th)	7/24/08;
		vs. Phoenix (3rd)	8/1/09
Overtime:	10	vs. Phoenix (2nd)	7/24/10;
		vs. Connecticut	8/3/10

### MOST FREE THROWS ATTEMPTED

Game:	45	@ Sacramento	8/9/03
Half:	34	vs. Phoenix (2nd)	8/1/09
Quarter:	20	vs. Phoenix (3rd)	8/1/09
Overtime:	14	vs. Washington	7/7/09

### HIGHEST FREE-THROW PERCENTAGE

Game:	1.000	(20-20) vs. Phoenix	8/4/03
-------	-------	---------------------	--------

### MOST REBOUNDS

Game:	53	vs. Atlanta	9/7/12 (20T)
	51	@ Atlanta	6/19/11
Half:	31	vs. Phoenix (1st)	9/12/08
Quarter:	18	MR: vs. Phoenix (1st)	7/31/14
Overtime:	8	vs. Houston	6/30/04;
		vs. Houston	8/4/06

### MOST OFFENSIVE REBOUNDS

Game:	22	vs. Utah	5/25/02 (OT)
	21	@ Houston	7/12/07
Half:	14	@ Houston (2nd)	7/12/07;
		vs. Los Angeles (2nd)	8/20/11
Quarter:	9	@ Indiana (3rd)	5/19/07
Overtime:	6	vs. Houston	8/4/06

### MOST DEFENSIVE REBOUNDS

Game:	39	@ New York	8/27/13
Half:	22	vs. Phoenix (1st)	9/12/08;
		@ New York (1st)	8/27/13
Quarter:	14	@ Atlanta (4th)	8/25/12
Overtime:	7	vs. Houston	6/30/04

### MOST ASSISTS

Game:	30	vs. San Antonio	8/19/07;
		vs. Phoenix	6/6/13
Half:	20	vs. San Antonio (2nd)	8/19/07
Quarter:	12	vs. Connecticut (2nd)	8/3/10
Overtime:	5	vs. Atlanta (2nd)	9/7/12

### MOST BLOCKED SHOTS

Game:	10	MR: vs. Los Angeles	7/8/14
Half:	7	MR: vs. San Antonio (2nd)	7/25/14
Quarter:	6	@ Indiana (4th)	7/11/13
Overtime:	2	@ Houston	5/27/08;
		vs. Los Angeles	7/27/08

### MOST STEALS

Game:	17	@ Atlanta	6/30/09
Half:	13	vs. San Antonio (1st)	7/28/04
Quarter:	7	MR: vs. Connecticut (4th)	5/18/14
Overtime:	3	vs. Atlanta (2nd)	9/7/12

### MOST PERSONAL FOULS

Game:	36	@ Detroit	6/20/08 (OT)
	33	@ Utah	7/5/02
Half:	22	vs. Washington (2nd)	7/20/07
Quarter:	13	@ Phoenix (4th)	8/9/11
Overtime:	8	@ Los Angeles	7/8/01;
		@ Detroit	6/20/08

### MOST DISQUALIFICATIONS (6 FOULS)

Game:	3	vs. Washington	7/20/07 (OT);
		@ Detroit	6/20/08 (OT)
	2	@ Charlotte	7/21/99;
		@ Seattle	7/21/00;
		@ Utah	7/28/01 (OT);
		@ San Antonio	8/16/03;
		@ Detroit	8/11/05 (OT)

### MOST TURNOVERS

Game:	32	vs. Washington	7/20/07 (OT)
	27	vs. Phoenix	6/27/03
Half:	20	vs. Washington (2nd)	7/20/07
Quarter:	13	vs. Washington (4th)	7/20/07
Overtime:	4	vs. Washington	7/20/07;
		vs. Los Angeles	7/27/08





## TEAM LOWS

### FEWEST POINTS

Game:	44	@ San Antonio	5/26/04
1st Half:	11	vs. Houston	6/30/01
2nd Half:	18	@ Washington	8/13/10
1st Quarter:	6	vs. Houston	6/21/08
2nd Quarter:	7	Most recently: @ Chicago	9/11/12
3rd Quarter:	6	vs. Chicago	7/1/08
4th Quarter:	5	@ Atlanta	8/20/13
Overtime:	0	vs. Los Angeles	7/27/08

### FEWEST FIELD GOALS MADE

Game:	11	vs. Houston	7/23/01
Half:	2	vs. Houston (1st)	6/30/01
Quarter:	1	vs. Houston (1st)	6/21/08;
		vs. Indiana (4th)	6/6/10
Overtime:	0	vs. Los Angeles	7/27/08

### FEWEST FIELD GOALS ATTEMPTED

Game:	36	@ Miami	5/28/02
Half:	15	vs. Portland (1st)	7/10/02;
		vs. Phoenix (2nd)	8/4/03
Quarter:	8	@ Seattle (3rd)	6/19/09;
		@ Los Angeles (4th)	6/17/14
Overtime:	4	@ Detroit	8/11/05

### LOWEST FIELD-GOAL PERCENTAGE

Game:	.200	(11-55) vs. Houston	7/23/01
Half:	.069	(2-29) vs. Houston (1st)	6/30/01
Quarter:	.067	(1-15) vs. Houston (1st)	6/21/08
Overtime:	.000	(0-6) vs. Los Angeles	7/27/08

### FEWEST THREE-POINT FIELD GOALS MADE

Game:	0	Most recently: vs. Chicago	8/7/14
Half:	0	Most recently: vs. Chicago (2nd)	8/7/14

### FEWEST THREE-POINT FIELD GOALS ATTEMPTED

Game:	4	Most recently: @ Indiana	7/11/13
Half:	1	Most recently: @ Connecticut (2nd)	7/27/14
Quarter:	0	Most recently: vs. Phoenix (3rd)	7/31/14

### LOWEST THREE-POINT FIELD-GOAL PERCENTAGE

Game:	.000	(0-15) @ San Antonio	5/26/04
-------	------	----------------------	---------

### FEWEST FREE THROWS MADE

Game:	1	@ Portland	7/14/00
Half:	0	Most recently: @ Seattle (2nd)	8/21/12

### FEWEST FREE THROWS ATTEMPTED

Game:	3	vs. Houston	6/11/06
Half:	0	Most recently: vs. Houston (1st)	6/11/06

### LOWEST FREE-THROW PERCENTAGE

Game:	.200	(1-5) @ Portland	7/14/00
-------	------	------------------	---------

### FEWEST REBOUNDS

Game:	18	@ Los Angeles	8/23/05
Half:	6	vs. Charlotte (1st)	8/3/01;
		vs. Seattle (2nd)	6/14/06
Quarter:	1	@ Los Angeles (2nd)	6/8/07
Overtime:	0	@ Detroit	8/11/05

### FEWEST OFFENSIVE REBOUNDS

Game:	1	vs. Indiana	6/22/14;
		vs. Los Angeles	7/8/14
Half:	0	Most recently: vs. Los Angeles (2nd)	7/8/14
Quarter:	0	Most recently: @ San Antonio (4th)	8/15/14
Overtime:	0	Most recently: vs. Atlanta (1st)	7/22/14

### FEWEST DEFENSIVE REBOUNDS

Game:	11	vs. Charlotte	8/3/01
Half:	3	Most recently: vs. Charlotte (2nd)	6/4/05
Quarter:	0	@ Seattle (4th)	6/27/14
Overtime:	0	@ Detroit	8/11/05

### FEWEST ASSISTS

Game:	3	@ Seattle	8/8/03
Half:	0	@ New York (2nd)	7/30/06
Quarter:	0	Most recently: @ Seattle (4th)	6/6/14
Overtime:	0	Most recently: vs. Phoenix (2nd)	7/24/10

### FEWEST BLOCKED SHOTS

Game:	0	Most recently: vs. Los Angeles	8/12/14
-------	---	--------------------------------	---------

### FEWEST STEALS

Game:	0	Most recently: @ San Antonio	8/15/14
-------	---	------------------------------	---------

### FEWEST PERSONAL FOULS

Game:	9	Most recently: vs. Chicago	8/7/14
Half:	2	@ Los Angeles (1st)	8/19/09
Quarter:	0	Most recently: vs. Los Angeles (2nd)	8/12/14
Overtime:	0	vs. Houston	6/1/03;
		vs. Sacramento	7/11/04

### FEWEST TURNOVERS

Game:	6	Most recently: vs. Chicago	8/7/14
Half:	1	Most recently: vs. Los Angeles (1st)	7/27/10
Quarter:	0	Most recently: vs. Chicago (4th)	8/7/14
Overtime:	0	Most recently: @ Indiana	8/22/10





## OPPONENT INDIVIDUAL RECORDS

### MOST POINTS

Season:	116	Diana Taurasi, Phoenix (5 games)	2011
Game:	44	Deanna Nolan	@ Detroit, 6/20/08 (OT)
	34	Lauren Jackson	@ Seattle, 7/5/08
Half:	25	Sophia Witherspoon	vs. Portland (2nd), 7/2/00
Quarter:	20	Deanna Nolan	@ Detroit (4th), 6/20/08
Overtime:	11	Diana Taurasi	vs. Phoenix (2nd), 7/24/10

### MOST FIELD GOALS MADE

Season:	36	Odyssey Sims, Tulsa (5 games)	2014
Game:	15	Deanna Nolan	@ Detroit, 6/20/08 (OT);
		Lauren Jackson	@ Seattle, 7/5/08

### MOST FIELD GOALS ATTEMPTED

Season:	87	Odyssey Sims, Tulsa (5 games)	2014
Game:	29	Renee Montgomery	vs. Connecticut, 8/3/10 (OT)
	27	Cappie Pondexter	vs. Phoenix, 5/31/08;
		Odyssey Sims	vs. Tulsa, 8/16/14

### HIGHEST FIELD-GOAL PERCENTAGE

Season:	.875	(14-16) Janell Burse, Seattle (4 games)	2009
Game:	.909	(10-11) Ebony Hoffman	vs. Los Angeles, 7/26/11

### MOST THREE-POINT FIELD GOALS MADE

Season:	14	Nicole Powell, Sacramento (4 games)	2009
Game:	7	Diana Taurasi	@ Phoenix, 6/17/09;
		Becky Hammon	@ San Antonio, 7/1/12;
		Ivory Latta	@ Washington, 5/16/14

### MOST THREE-POINT FIELD GOALS ATTEMPTED

Season:	42	Becky Hammon, San Antonio (5 games)	2010
Game:	15	Shanna Crossley	vs. San Antonio, 8/19/07

### HIGHEST THREE-POINT FIELD-GOAL PERCENTAGE

Season:	1.000	(6-6) Andrea Congreaves, Orl. (2 games)	1999
Game:	1.000	(6-6) Kristi Toliver	@ Los Angeles, 7/5/12

### MOST FREE THROWS MADE

Season:	37	Diana Taurasi, Phoenix (5 games)	2011
Game:	14	Most recently: Glory Johnson	vs. Tulsa, 7/12/12

### MOST FREE THROWS ATTEMPTED

Season:	42	Diana Taurasi, Phoenix (5 games)	2011
Game:	17	Yolanda Griffith	@ Sacramento, 8/7/01;
		Candace Parker	@ Los Angeles, 7/5/12

### HIGHEST FREE-THROW PERCENTAGE

Season:	1.000	(23-23) Swin Cash, Seattle (4 games)	2011
Game:	1.000	(14-14) Lisa Leslie	@ Los Angeles, 7/15/00;
		(14-14) Diana Taurasi	vs. Phoenix, 7/24/10 (20T)

### MOST REBOUNDS

Season:	48	Jayne Appel, San Antonio (5 games)	2014
Game:	23	Michelle Snow	vs. Houston, 8/4/06 (OT)
	20	Érika de Souza	vs. Atlanta, 7/14/10

### MOST OFFENSIVE REBOUNDS

Season:	18	Chante Black, Tulsa (5 games)	2010;
		Courtney Paris, Tulsa (5 games)	2014
Game:	9	Most recently: Tina Charles	vs. Connecticut, 8/3/10 (OT)

### MOST DEFENSIVE REBOUNDS

Season:	35	Candace Parker, Los Angeles (5 games)	2013
Game:	15	Lisa Leslie	@ Los Angeles, 6/11/04;
		Michelle Snow	vs. Houston, 6/30/04 (OT)

### MOST ASSISTS

Season:	37	Ticha Penicheiro, Sacramento (4 games)	1999
Game:	14	Most recently: Sue Bird	@ Seattle, 7/1/06

### MOST BLOCKED SHOTS

Season:	15	Margo Dydek, San Antonio (4 games)	2003;
		Chante Black, Tulsa (5 games)	2010
Game:	9	Margo Dydek	@ San Antonio, 5/26/04

### MOST STEALS

Season:	15	Yolanda Griffith, Sacramento (4 games)	2004
Game:	9	Tamika Catchings	@ Indiana, 7/26/02

### MOST PERSONAL FOULS

Season:	20	Yolanda Griffith, Sacramento (4 games)	2003;
		Danielle Adams, San Antonio (5 games)	2014

### MOST DISQUALIFICATIONS (6 FOULS)

Season:	2	Kamila Vodichkova, Seattle (4 games)	2003;
		Lisa Leslie, Los Angeles (4 games)	2004;
		Kamila Vodichkova, Seattle (3 games)	2004;
		Camille Little, Seattle (4 games)	2010

### MOST TURNOVERS

Season:	29	Becky Hammon, San Antonio (5 games)	2010
Game:	9	DeLisha Milton-Jones	vs. Los Angeles, 6/10/09;
		Becky Hammon	@ San Antonio, 6/26/10

### MOST MINUTES PLAYED

Season:	176	Odyssey Sims, Tulsa (5 games)	2014
Game (Reg.):	40:00	Most recently: DeLisha Milton-Jones	@ Los Angeles, 8/20/10
Game (OT):	46:35	Sancho Lyttle	vs. Atlanta, 7/22/14 (20T)





## OPPONENT TEAM HIGHS

### MOST POINTS

Game:	127	Phoenix @ Minnesota	7/24/10 (20T)
	112	Phoenix @ Minnesota	7/13/11
1st Half:	69	@ Phoenix	7/29/10
2nd Half:	64	Phoenix @ Minnesota	7/13/11
1st Quarter:	35	Most recently: @ San Antonio	7/1/12
2nd Quarter:	35	@ Los Angeles	7/2/13
3rd Quarter:	34	@ Phoenix	7/22/09
4th Quarter:	39	Phoenix @ Minnesota	7/13/11
Overtime:	19	@ Los Angeles	7/8/01

### MOST FIELD GOALS MADE

Game:	47	Phoenix @ Minnesota	7/24/10 (20T);
		@ Phoenix	7/29/10

### MOST FIELD GOALS ATTEMPTED

Game:	96	Connecticut @ Minnesota	8/3/10 (OT)
	86	Tulsa @ Minnesota	5/23/10

### HIGHEST FIELD-GOAL PERCENTAGE

Game:	.623	(38-61) @ Los Angeles	6/8/07
-------	------	-----------------------	--------

### MOST THREE-POINT FIELD GOALS MADE

Game:	15	@ Phoenix	9/11/11
-------	----	-----------	---------

### MOST THREE-POINT FIELD GOALS ATTEMPTED

Game:	34	@ Phoenix	6/10/10;
		Seattle @ Minnesota	5/27/12

### HIGHEST THREE-POINT FIELD-GOAL PERCENTAGE

Game:	1.000	(3-3) Houston @ Minnesota	7/8/07;
		(3-3) @ Los Angeles	9/12/13

### MOST FREE THROWS MADE

Game:	42	Washington @ Minnesota	7/20/07 (OT)
	33	@ Seattle	9/6/08

### MOST FREE THROWS ATTEMPTED

Game:	55	Washington @ Minnesota	7/20/07 (OT)
	43	@ Seattle	9/6/08

### HIGHEST FREE-THROW PERCENTAGE

Game:	1.000	(21-21) @ Seattle	7/1/06;
		(21-21) @ Phoenix	6/19/13

### MOST REBOUNDS

Game:	56	@ San Antonio	6/16/06
-------	----	---------------	---------

### MOST OFFENSIVE REBOUNDS

Game:	24	Connecticut @ Minnesota	8/3/10 (OT)
	20	Most recently: Los Angeles @ Minnesota	7/8/14

### MOST DEFENSIVE REBOUNDS

Game:	40	@ San Antonio	6/16/06
-------	----	---------------	---------

### MOST ASSISTS

Game:	30	@ Phoenix	7/29/10;
		Phoenix @ Minnesota	7/13/11

### MOST BLOCKED SHOTS

Game:	14	Indiana @ Minnesota	6/6/10
-------	----	---------------------	--------

### MOST STEALS

Game:	21	Washington @ Minnesota	7/20/07 (OT)
	19	@ Houston	8/9/00

### MOST PERSONAL FOULS

Game:	36	Washington @ Minnesota	7/7/09 (OT);
		Phoenix @ Minnesota	8/1/09

### MOST TURNOVERS

Game:	28	Most recently: Phoenix @ Minnesota	8/1/09
-------	----	------------------------------------	--------





## OPPONENT TEAM LOWS

### FEWEST POINTS

Game:	44	Miami @ Minnesota	7/28/00
1st Half:	16	Detroit @ Minnesota	6/12/99
2nd Half:	16	Portland @ Minnesota	6/13/02
1st Quarter:	5	Seattle @ Minnesota	9/5/09
2nd Quarter:	6	@ Atlanta	6/3/08
3rd Quarter:	5	@ New York	9/4/11
4th Quarter:	5	Tulsa @ Minnesota	8/16/14
Overtime:	0	Houston @ Minnesota	6/30/04

### FEWEST FIELD GOALS MADE

Game:	15	@ Seattle	6/30/00;
		San Antonio @ Minnesota	6/3/04

### FEWEST FIELD GOALS ATTEMPTED

Game:	42	Cleveland @ Minnesota	8/16/99
-------	----	-----------------------	---------

### LOWEST FIELD-GOAL PERCENTAGE

Game:	.250	(18-72) @ New York	8/27/13
-------	------	--------------------	---------

### FEWEST THREE-POINT FIELD GOALS MADE

Game:	0	Most recently: Los Angeles @ Minnesota	7/16/06
-------	---	--	---------

### FEWEST THREE-POINT FIELD GOALS ATTEMPTED

Game:	2	@ Washington	7/23/04
-------	---	--------------	---------

### LOWEST THREE-POINT FIELD-GOAL PERCENTAGE

Game:	.000	(0-6) Houston @ Minnesota	8/16/05;
		(0-6) Sacramento @ Minnesota	8/27/05

### FEWEST FREE THROWS MADE

Game:	2	Sacramento @ Minnesota	5/24/03;
		Phoenix @ Minnesota	7/7/13

### FEWEST FREE THROWS ATTEMPTED

Game:	4	Miami @ Minnesota	6/22/01;
		San Antonio @ Minnesota	7/25/14

### LOWEST FREE-THROW PERCENTAGE

Game:	.286	(2-7) Sacramento @ Minnesota	5/24/03
-------	------	------------------------------	---------

### FEWEST REBOUNDS

Game:	17	@ Indiana	7/26/02
-------	----	-----------	---------

### FEWEST OFFENSIVE REBOUNDS

Game:	2	Most recently: Phoenix @ Minnesota	7/31/14
-------	---	------------------------------------	---------

### FEWEST DEFENSIVE REBOUNDS

Game:	8	@ Miami	5/28/02
-------	---	---------	---------

### FEWEST ASSISTS

Game:	5	Washington @ Minnesota	7/20/07 (OT)
-------	---	------------------------	--------------

### FEWEST BLOCKED SHOTS

Game:	0	Most recently: @ Tulsa	5/23/14
-------	---	------------------------	---------

### FEWEST STEALS

Game:	1	@ Chicago	6/3/07;
		@ Tulsa	8/23/11

### FEWEST PERSONAL FOULS

Game:	7	@ Houston	6/15/02
-------	---	-----------	---------

### FEWEST TURNOVERS

Game:	5	@ Tulsa	6/14/13;
		Chicago @ Minnesota	9/14/13





## TWO-TEAM RECORDS

### MOST POINTS

Game:	251	Phoenix (127) @ Minnesota (124)	7/24/10 (20T)
	217	Phoenix (112) @ Minnesota (105)	7/13/11
Half:	133	Minnesota (70) @ Phoenix (63), 2nd	9/3/08
Quarter:	70	Minnesota (36) @ Atlanta (34), 4th	6/3/08
Overtime:	33	Minnesota (14) @ Los Angeles (19)	7/8/01

### MOST FIELD GOALS MADE

Game:	89	Phoenix (47) @ Minnesota (42)	7/24/10 (20T)
	82	Minnesota (35) @ Phoenix (47)	7/29/10

### MOST FIELD GOALS ATTEMPTED

Game:	180	Phoenix (95) @ Minnesota (85)	7/24/10 (20T)
	161	Phoenix (78) @ Minnesota (81)	9/12/08

### HIGHEST FIELD-GOAL PERCENTAGE

Game:	.585 (72-123)	Minnesota (41-59, .695) @ Tulsa (31-64, .484)	7/10/12
-------	---------------	---	---------

### MOST THREE-POINT FIELD GOALS MADE

Game:	25	Minnesota (11) @ Phoenix (14)	7/22/07;
		Minnesota (12) @ San Antonio (13)	9/23/12

### MOST THREE-POINT FIELD GOALS ATTEMPTED

Game:	55	Minnesota (21) @ Phoenix (34)	6/10/10
-------	----	-------------------------------	---------

### MOST FREE THROWS MADE

Game:	63	Minnesota (29) @ Detroit (34)	6/20/08 (OT)
	56	Most recently: Phoenix (30) @ Minnesota (26)	6/27/09

### MOST FREE THROWS ATTEMPTED

Game:	83	Minnesota (42) @ Detroit (41)	6/20/08 (OT)
	77	Minnesota (45) @ Sacramento (32)	8/9/03

### HIGHEST FREE-THROW PERCENTAGE

Game:	.960 (48-50)	Minnesota (17-17, 1.000) @ Chicago (31-33, .939)	8/11/13 (OT)
-------	--------------	--	--------------

### MOST REBOUNDS

Game:	98	Atlanta (45) @ Minnesota (53)	9/7/12 (20T)
	95	Minnesota (39) @ San Antonio (56)	6/16/06

### MOST OFFENSIVE REBOUNDS

Game:	36	Most recently: Atlanta (19) @ Minnesota (17)	9/7/12 (20T)
-------	----	--	--------------

### MOST DEFENSIVE REBOUNDS

Game:	69	Phoenix (37) @ Minnesota (32)	9/12/08
-------	----	-------------------------------	---------

### MOST ASSISTS

Game:	55	Atlanta (26) @ Minnesota (29)	7/22/14 (20T)
	53	Phoenix (30) @ Minnesota (23)	7/13/11

### MOST BLOCKED SHOTS

Game:	21	Tulsa (12) @ Minnesota (9)	5/23/10
-------	----	----------------------------	---------

### MOST STEALS

Game:	31	Minnesota (12) @ Houston (19)	8/9/00
-------	----	-------------------------------	--------

### MOST PERSONAL FOULS

Game:	70	Minnesota (36) @ Detroit (34)	6/20/08 (OT)
	62	Washington (33) @ Minnesota (29)	8/30/08

### MOST TURNOVERS

Game:	52	Washington (20) @ Minnesota (32)	7/20/07 (OT)
	48	Most recently: Phoenix (28) @ Minnesota (20)	8/1/09





## TWO-TEAM RECORDS

### FEWEST POINTS

Game:	93	Minnesota (48) @ Washington (45)	8/21/99
Half:	33	Houston (22) @ Minnesota (11), 1st	6/30/01
Quarter:	15	San Antonio (8) @ Minnesota (7), 2nd	8/4/11
Overtime:	8	Houston (0) @ Minnesota (8)	6/30/04;
		Los Angeles (8) @ Minnesota (0)	7/27/08

### FEWEST FIELD GOALS MADE

Game:	29	Houston (18) @ Minnesota (11)	7/23/01
-------	----	-------------------------------	---------

### FEWEST FIELD GOALS ATTEMPTED

Game:	91	Minnesota (47) @ Seattle (44)	6/30/00
-------	----	-------------------------------	---------

### LOWEST FIELD-GOAL PERCENTAGE

Game:	.252 (29-115)	Houston (18-60, .300) @ Minnesota (11-55, .200)	7/23/01
-------	---------------	---	---------

### FEWEST THREE-POINT FIELD GOALS MADE

Game:	2	Most recently: Sacramento (0) @ Minnesota (2)	8/27/05
-------	---	---	---------

### FEWEST THREE-POINT FIELD GOALS ATTEMPTED

Game:	11	Chicago (7) @ Minnesota (4)	7/1/08
-------	----	-----------------------------	--------

### FEWEST FREE THROWS MADE

Game:	10	Minnesota (1) @ Portland (9)	7/14/00
-------	----	------------------------------	---------

### FEWEST FREE THROWS ATTEMPTED

Game:	14	Houston (11) @ Minnesota (3)	6/11/06
-------	----	------------------------------	---------

### LOWEST FREE-THROW PERCENTAGE

Game:	.435 (10-23)	Minnesota (1-5, .200) @ Portland (9-18, .500)	7/14/00
-------	--------------	---	---------

### FEWEST REBOUNDS

Game:	43	Minnesota (21) @ New York (22)	7/11/99
-------	----	--------------------------------	---------

### FEWEST OFFENSIVE REBOUNDS

Game:	5	New York (2) @ Minnesota (3)	7/6/01
-------	---	------------------------------	--------

### FEWEST DEFENSIVE REBOUNDS

Game:	27	Minnesota (19) @ Miami (8)	5/28/02
-------	----	----------------------------	---------

### FEWEST ASSISTS

Game:	15	Minnesota (8) @ Miami (7)	6/10/00
-------	----	---------------------------	---------

### FEWEST BLOCKED SHOTS

Game:	0	Cleveland (0) @ Minnesota (0)	5/31/00;
		Washington (0) @ Minnesota (0)	8/30/11;
		Minnesota (0) @ Tulsa (0)	5/23/14

### FEWEST STEALS

Game:	2	Minnesota (0) @ Charlotte (2)	7/21/99
-------	---	-------------------------------	---------

### FEWEST PERSONAL FOULS

Game:	20	San Antonio (9) @ Minnesota (11)	8/2/13
-------	----	----------------------------------	--------

### FEWEST TURNOVERS

Game:	13	Seattle (7) @ Minnesota (6)	8/7/07
-------	----	-----------------------------	--------





# TARGET CENTER RECORDS

## INDIVIDUAL RECORDS

### MOST POINTS

Game:	48	Maya Moore, Minnesota vs. Atlanta	7/22/14 (20T)
	35	Maya Moore, Minnesota vs. Indiana	8/24/13
Half:	29	Katie Smith, Minnesota vs. Los Angeles	6/3/00
Quarter:	19	Maya Moore, Minnesota vs. Tulsa (2nd)	7/12/12
Overtime:	11	Diana Taurasi, Phoenix	7/24/10

### MOST FIELD GOALS MADE

Game:	16	Maya Moore, Minnesota vs. Atlanta	7/22/14 (20T)
	15	Maya Moore, Minnesota vs. Indiana	8/24/13

### MOST FIELD GOALS ATTEMPTED

Game:	30	Maya Moore, Minnesota vs. Atlanta	7/22/14 (20T)
	28	Seimone Augustus, Minnesota vs. New York	6/24/06

### HIGHEST FIELD-GOAL PERCENTAGE

Game:	1.000	(8-8) Svetlana Abrosimova, Minnesota vs. Detroit	7/13/05;
		(8-8) Taj McWilliams-Franklin, Minnesota vs. Seattle	6/6/12

### MOST THREE-POINT FIELD GOALS MADE

Game:	7	Maya Moore, Minnesota vs. Atlanta	7/22/14 (20T)
	6	Most recently: Maya Moore, Minnesota vs. New York	8/18/13

### MOST THREE-POINT FIELD GOALS ATTEMPTED

Game:	15	Shanna Crossley, San Antonio	8/19/07
-------	----	------------------------------	---------

### MOST FREE THROWS MADE

Game:	14	Most recently: Glory Johnson, Tulsa	7/12/12
-------	----	-------------------------------------	---------

### MOST FREE THROWS ATTEMPTED

Game:	18	Svetlana Abrosimova, Minnesota vs. Utah	5/25/02 (OT)
	17	Candice Wiggins, Minnesota vs. Houston	6/21/08

### HIGHEST FREE-THROW PERCENTAGE

Game:	1.000	(14-14) Diana Taurasi, Phoenix	7/24/10 (20T)
	1.000	(13-13) Tina Thompson, Houston	6/17/03

### MOST REBOUNDS

Game:	23	Michelle Snow, Houston	8/4/06 (OT)
	20	Érika de Souza, Atlanta	7/14/10

### MOST OFFENSIVE REBOUNDS

Game:	10	Rebekkah Brunson, Minnesota vs. Atlanta	9/7/12 (20T)
	8	Most recently: Tina Charles, Connecticut	6/1/13

### MOST DEFENSIVE REBOUNDS

Game:	15	Michelle Snow, Houston	6/30/04 (OT);
		Rebekkah Brunson, Minnesota vs. San Antonio	8/28/12 (OT)
	14	Most recently: Érika de Souza, Atlanta	7/14/10

### MOST ASSISTS

Game:	14	Noelle Quinn, Minnesota vs. San Antonio	8/19/07;
		Lindsay Whalen, Minnesota vs. Los Angeles	9/4/13

### MOST BLOCKED SHOTS

Game:	7	Margo Dydek, San Antonio	7/16/03
-------	---	--------------------------	---------

### MOST STEALS

Game:	7	Most recently: Maya Moore, Minnesota vs. Los Angeles	9/4/12
-------	---	--	--------

### MOST TURNOVERS

Game:	9	Betty Lennox, Minnesota vs. Utah	5/25/02 (OT);
		DeLisha Milton-Jones, Los Angeles	6/10/09

### MOST MINUTES PLAYED

Game (Reg.):	40	Most recently: Shannon Johnson, Seattle	9/5/09
Game (OT):	49	Sonja Tate, Minnesota vs. Los Angeles	7/1/99 (20T)





# TARGET CENTER RECORDS

## TEAM HIGHS

### MOST POINTS

Game:	127	Phoenix	7/24/10 (20T)
	114	Minnesota vs. Los Angeles	5/31/06
Half:	64	Minnesota vs. Sacramento (1st)	8/28/09;
		Phoenix (2nd)	7/13/11
Quarter:	39	Phoenix (4th)	7/13/11
Overtime:	17	Phoenix (2nd)	7/24/10;
		Minnesota vs. San Antonio	8/28/12

### MOST FIELD GOALS MADE

Game:	47	Phoenix	7/24/10 (20T)
	44	Minnesota vs. Phoenix	5/20/12

### MOST FIELD GOALS ATTEMPTED

Game:	96	Connecticut	8/3/10 (OT)
	86	Most recently: Minnesota vs. Phoenix	7/13/11

### HIGHEST FIELD-GOAL PERCENTAGE

Game:	.578	(37-64) Minnesota vs. Indiana	8/24/13
-------	------	-------------------------------	---------

### MOST THREE-POINT FIELD GOALS MADE

Game:	16	Minnesota vs. Sacramento	8/28/09
-------	----	--------------------------	---------

### MOST THREE-POINT FIELD GOALS ATTEMPTED

Game:	34	Seattle	5/27/12
-------	----	---------	---------

### MOST FREE THROWS MADE

Game:	42	Washington	7/20/07 (OT)
	33	Minnesota vs. Phoenix	5/31/08

### MOST FREE THROWS ATTEMPTED

Game:	55	Washington	7/20/07 (OT)
	40	Minnesota vs. Phoenix	5/31/08;
		Minnesota vs. Phoenix	8/1/09

### HIGHEST FREE-THROW PERCENTAGE

Game:	1.000	(20-20) Los Angeles	5/28/03;
		(20-20) Minnesota vs. Phoenix	8/4/03

### MOST REBOUNDS

Game:	53	Minnesota vs. Atlanta	9/7/12 (20T)
	49	Most recently: Minnesota vs. Tulsa	8/16/14

### MOST OFFENSIVE REBOUNDS

Game:	24	Connecticut	8/3/10 (OT)
	20	Most recently: Los Angeles	7/8/14

### MOST DEFENSIVE REBOUNDS

Game:	37	Most recently: Minnesota vs. Phoenix	7/31/14
-------	----	--------------------------------------	---------

### MOST ASSISTS

Game:	30	Most recently: Minnesota vs. Phoenix	6/6/13
-------	----	--------------------------------------	--------

### MOST BLOCKED SHOTS

Game:	14	Indiana	6/6/10
-------	----	---------	--------

### MOST STEALS

Game:	21	Washington	7/20/07 (OT)
	18	Phoenix	6/27/03

### MOST PERSONAL FOULS

Game:	36	Washington	7/7/09 (OT);
		Phoenix	8/1/09

### MOST TURNOVERS

Game:	32	Minnesota vs. Washington	7/20/07 (OT)
	28	Most recently: Phoenix	8/1/09





# TARGET CENTER RECORDS

## TEAM LOWS

### FEWEST POINTS

Game:	44	Miami	7/28/00
Half:	11	Minnesota vs. Houston (1st)	6/30/01
Quarter:	5	Seattle (1st)	9/5/09;
		Tulsa (4th)	8/16/14
Overtime:	0	Houston	6/30/04;
		Minnesota vs. Los Angeles	7/27/08

### FEWEST FIELD GOALS MADE

Game:	11	Minnesota vs. Houston	7/23/01
-------	----	-----------------------	---------

### FEWEST FIELD GOALS ATTEMPTED

Game:	40	Minnesota vs. Portland	7/10/02
-------	----	------------------------	---------

### LOWEST FIELD-GOAL PERCENTAGE

Game:	.200	(11-55) Minnesota vs. Houston	7/23/01
-------	------	-------------------------------	---------

### FEWEST THREE-POINT FIELD GOALS MADE

Game:	0	Most recently: Minnesota vs. Chicago	8/7/14
-------	---	--------------------------------------	--------

### FEWEST THREE-POINT FIELD GOALS ATTEMPTED

Game:	3	Houston	7/8/07
-------	---	---------	--------

### LOWEST THREE-POINT FIELD-GOAL PERCENTAGE

Game:	.000	(0-13) Minnesota vs. New York	7/24/05
-------	------	-------------------------------	---------

### FEWEST FREE THROWS MADE

Game:	2	Most recently: Phoenix	7/7/13
-------	---	------------------------	--------

### FEWEST FREE THROWS ATTEMPTED

Game:	3	Minnesota vs. Houston	6/11/06
-------	---	-----------------------	---------

### LOWEST FREE-THROW PERCENTAGE

Game:	.286	(2-7) Sacramento	5/24/03
-------	------	------------------	---------

### FEWEST REBOUNDS

Game:	18	Phoenix	6/27/03
-------	----	---------	---------

### FEWEST OFFENSIVE REBOUNDS

Game:	1	Minnesota vs. Indiana	6/22/14;
		Minnesota vs. Los Angeles	7/8/14

### FEWEST DEFENSIVE REBOUNDS

Game:	10	Phoenix	8/4/03
-------	----	---------	--------

### FEWEST ASSISTS

Game:	5	Washington	7/20/07 (OT)
-------	---	------------	--------------

### FEWEST BLOCKED SHOTS

Game:	0	Most recently: Minnesota vs. Los Angeles	8/12/14
-------	---	--	---------

### FEWEST STEALS

Game:	0	Minnesota vs. Chicago	9/14/13
-------	---	-----------------------	---------

### FEWEST PERSONAL FOULS

Game:	9	Most recently: Minnesota vs. Chicago	8/7/14
-------	---	--------------------------------------	--------

### FEWEST TURNOVERS

Game:	5	Chicago	9/14/13
-------	---	---------	---------



## MISCELLANEOUS RECORDS

### SINGLE GAME

Longest game (regulation):	2:14	@ Phoenix, 9/3/08
Longest game (overtime):	2:43	vs. Washington, 7/7/09 (OT)
Shortest game:	1:37	vs. Seattle, 8/31/13
Most points scored by Minnesota in a loss:	124	vs. Phoenix (127), 7/24/10 (20T)
Fewest points scored by Minnesota in a victory:	48	@ Washington (45), 8/21/99
Most consecutive points scored, team:	22	@ Seattle, 1st quarter, 6/9/11
Most consecutive points scored to open game, team:	22	@ Seattle, 6/9/11
Most consecutive points allowed, team:	21	@ Charlotte, 1st half, 9/11/04
Most consecutive points allowed to open game, team:	21	@ Charlotte, 9/11/04
Most players scoring in double figures:	6	Most recently: vs. San Antonio, 7/25/14 (Augustus 17, Whalen 14, Moore 12, McCarville 11, Brunson 10, Wright 10)
Most players scoring 20 or more points:	3	Most recently: @ San Antonio, 8/6/13 (M. Moore 26, Augustus 21, Brunson 20)
Most points off the bench:	57	@ Houston, 7/17/08 (Wiggins 27, Hayden-Johnson 14, Rasmussen 10, Houston 4, Harding 2)
Quickest disqualification on personal fouls:	8:21	Vanessa Hayden, vs. Los Angeles, 5/31/06
Earliest disqualification on personal fouls:	9:36, 4th quarter	Nicky Anosike, @ San Antonio, 7/19/08
Most technical fouls, team:	4	Most recently: @ Tulsa, 8/2/14 Janel McCarville 2, Defensive Three Seconds 2. (Referees: Michael Price, Sue Blauch, Scott Bolnick.)
Most technical fouls, both teams:	6	vs. San Antonio, 6/11/13 MIN: Cheryl Reeve, Devereaux Peters, 2 Defensive Three Seconds; SAN: Dan Hughes, Defensive Three Seconds. (Referees: Roy Gulbeyan, Byron Jarrett, Thomas Nuñez)

### SEASON - INDIVIDUAL

Most games with 30 or more points:	12	Maya Moore, 2014
Most games with 20 or more points:	23	Seimone Augustus, 2007
Most games with 10 or more points:	34	Seimone Augustus, 2007; Maya Moore, 2014
Most games with 10 or more rebounds:	16	Rebekkah Brunson, 2010 & 2013
Most games with 10 or more assists:	4	Lindsay Whalen, 2010 & 2013
Most consecutive games with 20 or more points:	7	Maya Moore (7/3/14 thru 7/22/14)
Most consecutive games with 10 or more points:	88	Seimone Augustus (6/18/06 thru 9/7/08)
Most times led or shared scoring lead:	29	Seimone Augustus, 2007
Most times led or shared rebounding lead:	23	Rebekkah Brunson, 2010
Most times led or shared assist lead:	29	Lindsay Whalen, 2011

### SEASON - TEAM

Most 80-point games:	26	2012
Most consecutive 80-point games:	15	6/27/12 thru 9/9/12
Most games under 60 points:	16	1999
Most consecutive games under 60 points:	4	7/11/00 thru 7/20/00; 6/30/01 thru 7/6/01
Most 80-point games allowed:	22	2009
Most consecutive 80-point games allowed:	6	7/10/07 thru 7/25/07
Most games holding the opponent under 60 points:	11	1999
Most consecutive games holding the opponent under 60:	4	6/25/01 thru 7/1/01
Most games to shoot .500+:	14	2013
Most consecutive games to shoot .500+:	5	5/30/12 thru 6/9/12
Most games to shoot under .400:	22	2001
Most consecutive games to shoot under .400:	6	6/30/01 thru 7/10/01
Most games for the opponent to shoot .500+:	12	2009
Most consecutive games for the opponent to shoot .500+:	4	6/4/10 thru 6/13/10
Most games for the opponent to shoot under .400:	20	2001
Most consecutive games for the opponent to shoot under .400:	6	7/7/13 thru 7/21/13



## MISCELLANEOUS RECORDS

### LYNX HONOR ROLL

#### WNBA CHAMPIONS

2011	Minnesota Lynx
2013	Minnesota Lynx

#### WNBA FINALS MOST VALUABLE PLAYER

2011	Seimone Augustus
2013	Maya Moore

#### WNBA MOST VALUABLE PLAYER

2014	Maya Moore
------	------------

#### COACH OF THE YEAR

2011	Cheryl Reeve
2004	Suzie McConnell Serio

#### ROOKIE OF THE YEAR

2011	Maya Moore
2006	Seimone Augustus
2000	Betty Lennox

#### KIM PERROT SPORTSMANSHIP AWARD

2004	Teresa Edwards
------	----------------

#### SIXTH WOMAN OF THE YEAR

2008	Candice Wiggins
------	-----------------

#### ALL-WNBA TEAM

2014	Maya Moore (1st)
	Seimone Augustus (2nd)
	Lindsay Whalen (2nd)
2013	Maya Moore (1st)
	Lindsay Whalen (1st)
	Seimone Augustus (2nd)
2012	Seimone Augustus (1st)
	Maya Moore (2nd)
	Lindsay Whalen (2nd)
2011	Lindsay Whalen (1st)
	Seimone Augustus (2nd)
2007	Seimone Augustus (2nd)
2006	Seimone Augustus (2nd)
2003	Katie Smith (1st)
2002	Katie Smith (2nd)
2001	Katie Smith (1st)
2000	Betty Lennox (2nd)
	Katie Smith (2nd)

#### ALL-DEFENSIVE TEAM

2013	Rebekkah Brunson (2nd)
2011	Rebekkah Brunson (1st)
2010	Rebekkah Brunson (2nd)
2009	Nicky Anosike (1st)

#### ALL-ROOKIE TEAM

2011	Maya Moore
2010	Monica Wright
2009	Renee Montgomery
2008	Nicky Anosike
	Candice Wiggins

#### ALL-STAR GAME

2014	Seimone Augustus
	Maya Moore*
	Lindsay Whalen
2013	Seimone Augustus*
	Rebekkah Brunson*
	Maya Moore*
	Lindsay Whalen
2011	Seimone Augustus
	Rebekkah Brunson*
	Maya Moore*
	Lindsay Whalen
2010	Rebekkah Brunson
	Lindsay Whalen
2009	Nicky Anosike
	Charde Houston
2007	Seimone Augustus
2006	Seimone Augustus
2005	Katie Smith
2003	Katie Smith
2002	Katie Smith
2001	Katie Smith
2000	Betty Lennox
	Katie Smith*
1999	Tonya Edwards

(\*denotes starter)

#### PLAYER OF THE MONTH

2014	Maya Moore (August)
	Maya Moore (July)
	Maya Moore (May)
2013	Maya Moore (September)
	Maya Moore (August)
2011	Lindsay Whalen (August)
	Seimone Augustus (July)
	Rebekkah Brunson (June)

#### ROOKIE OF THE MONTH

2011	Maya Moore (August)
	Maya Moore (July)
2008	Candice Wiggins (June)

#### PLAYER OF THE WEEK

2014	Maya Moore (Aug. 4)
	Maya Moore (July 28)
	Maya Moore (July 21)
	Maya Moore (July 14)
	Lindsay Whalen (June 2)
	Maya Moore (May 27)
2013	Maya Moore (Sept. 16)
	Maya Moore (Aug. 26)
	Maya Moore (Aug. 12)
	Rebekkah Brunson (June 10)
2012	Maya Moore (Sept. 10)
	Maya Moore (Aug. 20)
2011	Seimone Augustus (Aug. 29)
	Seimone Augustus (Aug. 8)
	Seimone Augustus (July 25)
	Rebekkah Brunson (July 18)
	Rebekkah Brunson (June 13)
2010	Lindsay Whalen (Aug. 9)
	Seimone Augustus (June 21)
2009	Candice Wiggins (June 29)
	Seimone Augustus (June 15)
2008	Seimone Augustus (June 2)
2006	Seimone Augustus (June 5)
2001	Katie Smith (June 3)
2000	Katie Smith (June 16)





## MISCELLANEOUS RECORDS

### LYNX AMONG LEAGUE LEADERS

#### 1999

Brandy Reed 7th scoring (16.1)  
Katie Smith 9th 3FG pct. (.382)  
Tonya Edwards 11th scoring (14.8)

#### 2000

Katie Smith 1st minutes (37.3), 2nd scoring (20.2), 9th FT pct. (.869)  
Betty Lennox 5th 3FG pct. (.396), 10th scoring (16.9)

#### 2001

Katie Smith 1st scoring (23.1), 1st minutes (38.6), 6th FT pct. (.895)  
Svetlana Abrosimova 15th scoring (13.2)

#### 2002

Katie Smith 1st minutes (36.7), 8th scoring (16.5)  
Tamika Williams 2nd FG pct. (.561), 7th rebounding (7.4)  
Tamara Moore 5th FT pct. (.857)

#### 2003

Tamika Williams 1st FG pct. (.668)  
Katie Smith 5th scoring (18.2), 6th minutes (34.9), 7th FT pct. (.881)  
Teresa Edwards 7th assists (4.4)

#### 2004

Katie Smith 1st FT pct. (.899), 3rd minutes (34.8), 5th 3FG pct. (.432)  
Tamika Williams 1st FG pct. (.540)  
Nicole Ohlde 7th blocks (1.32)

#### 2005

Vanessa Hayden 2nd blocks (2.19)  
Chandi Jones 7th 3FG pct. (.420)  
Stacey Lovelace 10th 3FG pct. (.413)

#### 2006

Seimone Augustus 2nd scoring (21.9), 5th FT pct. (.897), 6th minutes (33.1)  
Vanessa Hayden 6th blocks (1.33)  
Amber Jacobs 8th 3FG pct. (.392)

#### 2007

Svetlana Abrosimova 2nd 3FG pct. (.446)  
Seimone Augustus 2nd scoring (22.6), 4th FG pct. (.508), 5th 3FG pct. (.419),  
7th FT pct. (.873)  
Noelle Quinn 7th assists (4.4)

#### 2008

Nicky Anosike 2nd steals (2.21), 9th rebounding (6.8), 10th blocks (1.26)  
Seimone Augustus 3rd scoring (19.1), 6th minutes (33.6), 7th FT pct. (.890)  
Candice Wiggins 7th steals (1.80), 15th scoring (15.7)  
Charde Houston 9th FG pct. (.492)

#### 2009

Nicky Anosike 2nd steals (2.70), 7th rebounding (7.4), 10th FG pct. (.491)  
Candice Wiggins 8th FT pct. (.893)  
Roneeka Hodges 9th 3FG pct. (.398)

#### 2010

Nicky Anosike 2nd steals (2.00), 9th blocks (1.03), 10th rebounding (6.8)  
Rebekkah Brunson 2nd rebounding (10.3), 10th blocks (0.97)  
Lindsay Whalen 3rd assists (5.6), 3rd minutes (33.6), 5th FT pct. (.899)  
Seimone Augustus 5th minutes (33.3), 8th scoring (16.9)

#### 2011

Lindsay Whalen 1st assists (5.9), 8th FG pct. (.511)  
Rebekkah Brunson 3rd rebounding (8.9), 9th FG pct. (.511)  
Seimone Augustus 8th scoring (16.2), 9th 3FG pct. (.417), 10th FT pct. (.865)

#### 2012

Lindsay Whalen 1st assists (5.4), 9th FG pct. (.505)  
Taj McWilliams-Franklin 3rd blocks (1.39), 6th FG pct. (.519)  
Seimone Augustus 4th 3FG pct. (.437), 9th scoring (16.6)  
Rebekkah Brunson 4th rebounding (8.9), 5th blocks (0.94), 8th FG pct. (.505)  
Maya Moore 4th FT pct. (.879), 11th scoring (16.4)

#### 2013

Maya Moore 1st 3FG pct. (.453), 3rd scoring (18.5), 6th steals (1.74),  
7th FT pct. (.882), 8th minutes (31.4), 10th FG pct. (.509)  
Lindsay Whalen 3rd assists (5.8), 15th scoring (14.9)  
Rebekkah Brunson 5th rebounding (8.9)  
Seimone Augustus 7th FG pct. (.516), 8th FT pct. (.879), 9th scoring (16.3)

#### 2014

Maya Moore 1st scoring (23.9), 2nd minutes (34.7), 4th FT pct. (.884),  
5th steals (1.88), 8th rebounding (8.1)  
Lindsay Whalen 2nd assists (5.6), 14th scoring (14.1)  
Devereaux Peters 9th blocks (1.00)





## MISCELLANEOUS RECORDS

### LYNX YEAR-BY-YEAR FINISH

Year	Head Coach	Record	West	GB	Home	Road	Attend.
1999	Brian Agler	15-17	4th (6)	11	8-8	7-9	10,494
2000	Brian Agler	15-17	6th (8)	13	8-8	7-9	7,290
2001	Brian Agler	12-20	6th (8)	16	6-10	6-10	7,538
2002	Agler/VanDerveer	10-22	8th (8)	15	7-9	3-13	7,819
2003	Suzie McConnell Serio	18-16	4th (7)	6	11-6	7-10	7,074
2004	Suzie McConnell Serio	18-16	3rd (7)	7	11-6	7-10	7,418
2005	Suzie McConnell Serio	14-20	6th (7)	11	11-6	3-14	6,673
2006	McConnell Serio/Jenkins	10-24	7th (7)	15	8-9	2-15	6,442
2007	Don Zierden	10-24	6th (7)	13	7-10	3-14	6,971
2008	Don Zierden	16-18	6th (7)	8	9-8	7-10	7,057
2009	Jennifer Gillom	14-20	5th (6)	9	9-8	5-12	7,537
2010	Cheryl Reeve	13-21	5th (6)	15	7-10	6-11	7,622
2011	Cheryl Reeve	27-7	1st (6)	—	14-3	13-4	8,447
2012	Cheryl Reeve	27-7	1st (6)	—	16-1	11-6	9,683
2013	Cheryl Reeve	26-8	1st (6)	—	15-2	11-6	9,381
2014	Cheryl Reeve	25-9	2nd (6)	4	15-2	10-7	9,333
<b>Totals</b>		<b>270-266</b>			<b>162-106</b>	<b>108-160</b>	

### ALL-TIME LYNX RECORD BY MONTH

Year	May	June	July	August	September	Overall
1999		4-3	7-7	4-7	--	15-17
2000	1-0	8-5	4-9	2-3	--	15-17
2001	1-0	4-6	2-11	5-3	--	12-20
2002	1-1	4-7	2-11	3-3	--	10-22
2003	2-1	5-5	6-5	5-5	--	18-16
2004	2-3	4-5	8-3	1-0	3-5	18-16
2005	1-2	7-5	3-6	3-7	--	14-20
2006	1-3	4-7	4-8	1-6	--	10-24
2007	0-5	5-5	2-10	3-4	--	10-24
2008	4-0	4-7	5-6	1-0	2-5	16-18
2009	--	7-3	3-6	2-8	2-3	14-20
2010	1-5	4-5	2-6	6-5	--	13-21
2011	--	6-3	7-1	11-2	3-1	27-7
2012	5-0	8-1	2-3	6-0	6-3	27-7
2013	--	7-2	7-1	8-4	4-1	26-8
2014	6-0	6-5	9-1	4-3	--	25-9
<b>Totals</b>	<b>25-20</b>	<b>87-74</b>	<b>73-94</b>	<b>65-60</b>	<b>20-18</b>	<b>270-266</b>

### GAMES WITH LARGEST MARGINS

#### BIGGEST WINS

Margin	Opponent	Score	Date	Site
43	Los Angeles	114-71	5/31/06	Target Center
32	New York	102-70	6/21/12	Target Center
32	Phoenix	91-59	7/7/13	Target Center
31	New York	88-57	8/18/13	Target Center
30	Tulsa	101-71	6/30/11	BOK Center

#### BIGGEST ROAD WINS

Margin	Opponent	Score	Date	Site
30	Tulsa	101-71	6/30/11	BOK Center
26	Washington	96-70	9/14/08	Verizon Center
26	New York	73-47	8/27/13	Prudential Center
23	Phoenix	89-66	9/21/12	US Airways Center
22	Indiana	96-74	6/7/09	Conseco Fieldhouse

#### BIGGEST LOSSES

Margin	Opponent	Score	Date	Site
39	Sacramento	52-91	7/3/01	Target Center
38	Indiana	51-89	6/6/10	Target Center
33	Phoenix	46-79	7/29/99	America West Arena
31	Utah	56-87	7/5/02	Delta Center
31	Phoenix	68-99	8/8/06	US Airways Center

#### BIGGEST HOME LOSSES

Margin	Opponent	Score	Date	Site
39	Sacramento	52-91	7/3/01	Target Center
38	Indiana	51-89	6/6/10	Target Center
27	Sacramento	59-86	7/22/06	Target Center
24	Phoenix	79-103	7/25/07	Target Center
19	Phoenix	55-74	6/20/00	Target Center
19	Connecticut	53-72	7/17/05	Target Center

### ALL-TIME LYNX RECORD BY CONFERENCE

Year	Western Conference			Eastern Conference		
	Home	Road	Total	Home	Road	Total
1999	5-5	3-7	8-12	3-3	4-2	7-5
2000	3-7	2-9	5-16	5-1	5-0	10-1
2001	5-6	4-6	9-12	1-4	2-4	3-8
2002	5-5	1-10	6-15	2-4	2-3	4-7
2003	9-3	5-7	14-10	2-3	2-3	4-6
2004	8-3	4-7	12-10	3-3	3-3	6-6
2005	7-4	2-9	9-13	4-2	1-5	5-7
2006	5-5	1-9	6-14	3-4	1-6	4-10
2007	5-6	3-8	8-14	2-4	0-6	2-10
2008	5-5	3-7	8-12	4-3	4-3	8-6
2009	4-6	3-7	7-13	5-2	2-5	7-7
2010	5-6	3-8	8-14	2-4	3-3	5-7
2011	10-1	8-3	18-4	4-2	5-1	9-3
2012	11-0	6-5	17-5	5-1	5-1	10-2
2013	10-1	8-3	18-4	5-1	3-3	8-4
2014	9-2	6-5	15-7	6-0	4-2	10-2
<b>Totals</b>	<b>106-65</b>	<b>62-110</b>	<b>168-175</b>	<b>56-41</b>	<b>46-50</b>	<b>102-92</b>





## MISCELLANEOUS RECORDS

### ALL-TIME RECORD STREAKS

#### Longest Winning Streaks

13	9/4/11–6/15/12
11	7/10/12–9/9/12
11	7/8/14–8/7/14
10	7/7/13–8/6/13
9	7/15/11–8/7/11

#### Longest Home Winning Streaks

18	7/12/12–8/4/13
11	6/20/14–8/7/14
9	7/16/11–8/30/11
9	9/8/11–6/27/12
8	8/18/13–5/30/14

#### Longest Road Winning Streaks

10	8/18/11–6/15/12
5	6/30/11–8/7/11
5	7/11/13–8/6/13
4	7/10/12–9/9/12
4	8/22/13–9/10/13
4	5/16/14–6/1/14
4	7/10/14–8/5/14

#### Longest Losing Streaks

10	8/8/06–6/3/07
10	7/1/07–7/25/07
8	7/5/00–7/21/00
7	7/3/02–7/19/02
7	8/18/05–5/27/06

#### Longest Home Losing Streaks

5	7/3/07–7/25/07
4	7/3/02–7/19/02
4	7/22/06–8/4/06
4	5/20/07–6/1/07
4	7/10/09–8/1/09

#### Longest Road Losing Streaks

12	6/4/02–7/31/02
10	7/26/05–6/4/06
9	7/28/06–6/3/07
9	7/31/09–9/13/09

### TOP SCORING GAMES OFF THE BENCH

#### LYNX

Pts	Player	Opponent	Date
32	Monica Wright	Phoenix	6/1/10
27	Candice Wiggins	@ Houston	7/17/08
26	Candice Wiggins	@ New York	6/14/08
26	Charde Houston	@ Phoenix	7/29/10
25	Candice Wiggins	@ Tulsa	7/10/12
24	Candice Wiggins	Houston	6/21/08
24	Candice Wiggins	@ San Antonio	7/19/08
24	Charde Houston	Los Angeles	8/12/10

#### OPPONENTS

Pts	Player	Team	Date
33	Renee Montgomery	Connecticut	8/3/10 (OT)
30	Angel McCoughtry	Atlanta	9/7/12 (2OT)
26	Bridget Pettis	Phoenix	6/2/01
25	Tina Thompson	@ Houston	7/17/08
24	Penny Taylor	@ Phoenix	8/8/06
24	DeWanna Bonner	Phoenix	7/13/11

### YEARLY STATISTICAL RANKINGS

Year	Points		FG%		FT%	3Pt%	Reb	Ast	Stl	TO	Blk
	Off	Def	Off	Def							
1999	11	3	12	9	8	5	12	4	11	1	12
2000	9	9	13	8	5	2	15	9	14	8	16
2001	9	9	16	2	4	11	9	13	15	14	6
2002	16	5	12	6	16	7	6	12	13	15	10
2003	5	9	2	11	11	5	2	2	8	13	12
2004	12	2	12	2	12	10	6	7	9	13	3
2005	10	7	10	6	8	3	8	4	6	12	6
2006	8	13	7	12	11	4	9	13	14	6	8
2007	5	12	9	13	5	12	5	4	12	6	13
2008	2	12	2	11	5	11	10	6	3	1	8
2009	3	12	10	13	8	6	9	12	4	4	6
2010	6	9	12	9	9	11	4	11	3	1	9
2011	3	2	2	1	10	4	1	3	9	2	6
2012	1	5	1	2	7	1	2	1	9	5	2
2013	1	3	2	2	4	1	2	1	6	1	4
2014	2	6	2	4	6	4	6	1	9	1	5

### LYNX ATTENDANCE

Year	Total Home Attendance	Avg. Home Attendance	WNBA Rank	Avg. Road Attendance	Avg. WNBA Attendance
1999	167,901	10,494	5th (12)	9,313	10,207
2000	116,638	7,290	12th (16)	8,659	9,040
2001	120,607	7,538	11th (16)	8,899	9,075
2002	125,110	7,819	11th (16)	9,022	9,228
2003	120,253	7,074	12th (14)	8,532	8,826
2004	126,108	7,418	11th (13)	8,925	8,593
2005	113,447	6,673	12th (13)	7,462	8,171
2006	109,522	6,442	12th (14)	7,340	7,443
2007	118,513	6,971	12th (13)	7,754	7,742
2008	119,972	7,057	12th (14)	7,584	7,943
2009	128,127	7,537	9th (13)	8,199	8,024
2010	129,582	7,622	8th (12)	7,069	7,822
2011	143,607	8,447	5th (12)	8,464	7,888
2012	164,617	9,683	2nd (12)	7,267	7,457
2013	159,483	9,381	2nd (12)	7,299	7,531
2014	158,656	9,333	2nd (12)	7,783	7,578
Totals	2,122,143	7,918	—	8,091	8,306

### LYNX ALL-TIME LARGEST CROWDS

Home			Road		
16,413	vs. Tulsa	July 16, 2014	19,839	at Washington	Aug. 21, 1999
16,404	vs. Phoenix	July 24, 2013	18,165	at Indiana*	Oct. 19, 2012
16,227	vs. Connecticut	July 14, 2004	17,317	at Sacramento	June 1, 2002
15,318	vs. Tulsa	July 12, 2012	17,317	at Sacramento	May 22, 2004
15,258	vs. Atlanta*	Oct. 2, 2011	15,770	at New York	July 13, 2001

\*Playoff game





## MISCELLANEOUS RECORDS

### ALL-TIME HOME OPENER RESULTS (11-5)

Date	Score	Site	Attendance
6/12/99	Minnesota 68, Detroit 51	Target Center	12,122
5/31/00	Minnesota 73, Cleveland 62	Target Center	6,948
6/2/01	Phoenix 89, Minnesota 80	Target Center	10,040
5/25/02	Utah 79, Minnesota 75 (OT)	Target Center	11,481
5/24/03	Minnesota 72, Sacramento 71	Target Center	10,967
5/28/04	Minnesota 73, Washington 62	Target Center	6,361
5/25/05	Minnesota 68, Los Angeles 65	Target Center	5,665
5/23/06	Connecticut 81, Minnesota 69	Target Center	9,471
5/20/07	Sacramento 74, Minnesota 64	Target Center	9,831
5/18/08	Minnesota 84, Detroit 70	Target Center	9,972
6/6/09	Minnesota 102, Chicago 85	Target Center	8,708
5/16/10	Washington 87, Minnesota 76	Target Center	9,985
6/5/11	Minnesota 86, Los Angeles 69	Target Center	10,123
5/20/12	Minnesota 105, Phoenix 83	Target Center	12,611
6/1/13	Minnesota 90, Connecticut 74	Target Center	9,223
5/18/14	Minnesota 90, Connecticut 87 (OT)	Target Center	9,434

### ALL-TIME OPENING GAME RESULTS (10-6)

Date	Score	Site	Attendance
6/12/99	Minnesota 68, Detroit 51	Target Center	12,122
5/31/00	Minnesota 73, Cleveland 62	Target Center	6,948
5/31/01	Minnesota 82, Portland 65	Rose Garden	10,315
5/25/02	Utah 79, Minnesota 75 (OT)	Target Center	11,481
5/24/03	Minnesota 72, Sacramento 71	Target Center	10,967
5/20/04	Seattle 88, Minnesota 85	KeyArena	6,624
5/22/05	Houston 79, Minnesota 65	Toyota Center	8,250
5/23/06	Connecticut 81, Minnesota 69	Target Center	9,471
5/19/07	Indiana 83, Minnesota 64	Conseco Fieldhouse	9,210
5/18/08	Minnesota 84, Detroit 70	Target Center	9,972
6/6/09	Minnesota 102, Chicago 85	Target Center	8,708
5/15/10	Minnesota 80, Tulsa 74	BOK Center	7,806
6/3/11	Los Angeles 82, Minnesota 74	Staples Center	13,589
5/20/12	Minnesota 105, Phoenix 83	Target Center	12,611
6/1/13	Minnesota 90, Connecticut 74	Target Center	9,223
5/16/14	Minnesota 89, Washington 77	Verizon Center	7,395

### ALL-TIME COMEBACKS

Lead	Score/Time	vs./@ Opponent	Final Score	Date	
25	25-50	1:30, 2nd Quarter	vs. Atlanta	97-93 (20T)	9/7/12
20	35-55	6:42, 2nd Half	vs. Phoenix	61-59	7/9/04
17	41-58	3:58, 3rd Quarter	vs. San Antonio	85-80	7/9/06
16	16-32	4:43, 1st Half	@ Orlando	71-66	7/7/99
16	33-49	10:00, 3rd Quarter	@ Chicago	87-82 (OT)	8/7/10
16	30-46	0:41, 2nd Quarter	@ Indiana	83-79 (OT)	8/22/10
16	44-60	4:21, 3rd Quarter	Connecticut	90-87 (OT)	5/18/14

### LEADS THAT GOT AWAY

Lead	Score/Time	vs./@ Opponent	Final Score	Date	
19	40-21	2:27, 1st Half	vs. Los Angeles	77-81 (20T)	7/1/99
17	66-49	8:28, 4th Quarter	vs. Washington	87-91 (OT)	7/20/07
17	28-11	1:29, 1st Quarter	@ New York	67-80	8/23/09
17	45-28	5:45, 2nd Quarter	vs. Phoenix	124-127 (20T)	7/24/10
17	27-10	8:48, 2nd Quarter	vs. Los Angeles	77-78	8/12/10

### LYNX ALL-TIME OVERTIME RECORD

Year	Games	Home W-L	Road W-L	Total W-L
1999	2	0-2	0-0	0-2
2000	1	0-0	1-0	1-0
2001	3	1-0	0-2	1-2
2002	3	1-1	0-1	1-2
2003	2	1-1	0-0	1-1
2004	2	2-0	0-0	2-0
2005	2	0-0	1-1	1-1
2006	1	0-1	0-0	0-1
2007	3	1-1	0-1	1-2
2008	4	0-1	2-1	2-2
2009	2	1-0	0-1	1-1
2010	4	1-1	2-0	3-1
2011	0	0-0	0-0	0-0
2012	2	2-0	0-0	2-0
2013	1	0-0	0-1	0-1
2014	2	2-0	0-0	2-0
<b>Totals</b>	<b>34</b>	<b>12-8</b>	<b>6-8</b>	<b>18-16</b>

### OVERTIME SUMMARY

Team	Date	Site	W/L	Min-Opp
Atlanta	9/7/12	Target Center	W	97-93 (20T)
	7/22/14	Target Center	W	112-108 (20T)
Chicago	8/7/10	Allstate Arena	W	87-82
	8/11/13	Allstate Arena	L	86-94
Cleveland	6/24/00	Gund Arena	W	60-57
Connecticut	6/13/07	Target Center	W	77-73
	8/3/10	Target Center	W	111-103
	5/18/14	Target Center	W	90-87
Detroit	7/1/02	Target Center	W	85-80
	8/23/03	Target Center	L	77-86
	8/11/05	The Palace	L	66-72
	6/20/08	The Palace	L	93-98
Houston	6/1/03	Target Center	W	68-64
	6/30/04	Target Center	W	58-50
	8/4/06	Target Center	L	73-77
	5/27/08	Reliant Arena	W	98-92
Indiana	7/24/08	Conseco Fieldhouse	W	84-80
	8/22/10	Conseco Fieldhouse	W	83-79
Los Angeles	7/1/99	Target Center	L	77-81 (20T)
	7/8/01	Staples Center	L	95-100
	7/27/08	Target Center	L	84-92
Orlando	8/20/99	Target Center	L	80-83
Phoenix	7/24/10	Target Center	L	124-127 (20T)
Sacramento	8/5/01	Target Center	W	79-76
	7/11/04	Target Center	W	83-73
San Antonio	9/1/09	AT&T Center	L	82-84 (20T)
	8/28/12	Target Center	W	96-84
Seattle	6/4/02	KeyArena	L	68-78
	6/15/05	KeyArena	W	86-81
Utah	7/28/01	Delta Center	L	60-68
	5/25/02	Target Center	L	75-79
Washington	7/10/07	Verizon Center	L	83-91
	7/20/07	Target Center	L	87-91
	7/7/09	Target Center	W	96-94





## YEAR-BY-YEAR LEADERS

### TOTAL POINTS

2014	Maya Moore	812
2013	Maya Moore	628
2012	Maya Moore	558
2011	Seimone Augustus	551
2010	Seimone Augustus	422
2009	Candice Wiggins	446
2008	Seimone Augustus	591
2007	Seimone Augustus	769
2006	Seimone Augustus	744
2005	Nicole Ohlde	382
2004	Katie Smith	432
2003	Katie Smith	620
2002	Katie Smith	512
2001	Katie Smith	739
2000	Katie Smith	646
1999	Tonya Edwards	475

### SCORING AVERAGE

2014	Maya Moore	23.9
2013	Maya Moore	18.5
2012	Seimone Augustus	16.6
2011	Seimone Augustus	16.2
2010	Seimone Augustus	16.9
2009	Nicky Anosike	13.2
2008	Seimone Augustus	19.1
2007	Seimone Augustus	22.6
2006	Seimone Augustus	21.9
2005	Nicole Ohlde	11.2
2004	Nicole Ohlde	11.7
2003	Katie Smith	18.2
2002	Katie Smith	16.5
2001	Katie Smith	23.1
2000	Katie Smith	20.2
1999	Brandy Reed	16.1

### FIELD GOALS MADE

2014	Maya Moore	295
2013	Maya Moore	233
2012	Maya Moore	199
2011	Seimone Augustus	231
2010	Seimone Augustus	176
2009	Charde Houston	175
2008	Seimone Augustus	233
2007	Seimone Augustus	296
2006	Seimone Augustus	283
2005	Nicole Ohlde	133
2004	Katie Smith	137
2003	Katie Smith	208
2002	Katie Smith	162
2001	Katie Smith	204
2000	Katie Smith	203
1999	Brandy Reed	168

### FIELD GOALS ATTEMPTED

2014	Maya Moore	613
2013	Maya Moore	458
2012	Maya Moore	428
2011	Seimone Augustus	458
2010	Seimone Augustus	410
2009	Charde Houston	376
2008	Seimone Augustus	496
2007	Seimone Augustus	583
2006	Seimone Augustus	620
2005	Nicole Ohlde	292
2004	Katie Smith	318
2003	Katie Smith	455
2002	Katie Smith	401
2001	Katie Smith	519
2000	Katie Smith	482
1999	Tonya Edwards	462

### FIELD-GOAL PERCENTAGE

2014	Seimone Augustus	(170-333)	.511
2013	Seimone Augustus	(213-413)	.516
2012	Taj McWilliams-Franklin	(122-235)	.519
2011	Lindsay Whalen	(179-350)	.511
2010	Seimone Augustus	(176-410)	.429
2009	Nicky Anosike	(130-265)	.491
2008	Charde Houston	(116-236)	.492
2007	Seimone Augustus	(296-583)	.508
2006	Seimone Augustus	(283-620)	.456
2005	Nicole Ohlde	(133-292)	.455
2004	Tamika Williams	(102-189)	.540
2003	Tamika Williams	(129-193)	.668
2002	Tamika Williams	(124-221)	.561
2001	Katie Smith	(204-519)	.393
2000	Kristin Folk	(86-191)	.450
1999	Brandy Reed	(168-366)	.459

### FREE THROWS MADE

2014	Maya Moore	160
2013	Lindsay Whalen	108
2012	Maya Moore	87
2011	Lindsay Whalen	89
2010	Lindsay Whalen	133
2009	Nicky Anosike	135
2008	Candice Wiggins	161
2007	Seimone Augustus	151
2006	Seimone Augustus	148
2005	Nicole Ohlde	116
2004	Nicole Ohlde	125
2003	Katie Smith	126
2002	Katie Smith	126
2001	Katie Smith	246
2000	Katie Smith	152
1999	Tonya Edwards	79

### FREE THROWS ATTEMPTED

2014	Maya Moore	181
2013	Lindsay Whalen	138
2012	Rebekkah Brunson	112
2011	Lindsay Whalen	122
2010	Rebekkah Brunson	160
2009	Nicky Anosike	194
2008	Candice Wiggins	197
2007	Seimone Augustus	173
2006	Seimone Augustus	165
2005	Nicole Ohlde	142
2004	Nicole Ohlde	177
2003	Katie Smith	143
2002	Katie Smith	153
2001	Katie Smith	275
2000	Katie Smith	175
1999	Tonya Edwards	98

### FREE-THROW PERCENTAGE

2014	Maya Moore	(160-181)	.884
2013	Maya Moore	(90-102)	.882
2012	Maya Moore	(87-99)	.879
2011	Seimone Augustus	(64-74)	.865
2010	Lindsay Whalen	(133-148)	.899
2009	Candice Wiggins	(134-150)	.893
2008	Seimone Augustus	(105-118)	.890
2007	Seimone Augustus	(151-173)	.873
2006	Seimone Augustus	(148-165)	.897
2005	Nicole Ohlde	(116-142)	.817
2004	Katie Smith	(98-109)	.899
2003	Katie Smith	(126-143)	.881
2002	Tamara Moore	(44-53)	.830
2001	Katie Smith	(246-275)	.895
2000	Katie Smith	(152-175)	.869
1999	Tonya Edwards	(79-98)	.806

### THREE-POINT FG MADE

2014	Maya Moore	62
2013	Maya Moore	72
2012	Maya Moore	73
2011	Maya Moore	58
2010	Charde Houston	46
2009	Roneeka Hodges	68
2008	Anna DeForge	47
2007	Svetlana Abrosimova	45
2006	Amber Jacobs	40
2005	Katie Smith	35
2004	Katie Smith	60
2003	Katie Smith	78
2002	Katie Smith	62
2001	Katie Smith	85
2000	Katie Smith	88
1999	Tonya Edwards	66





## YEAR-BY-YEAR LEADERS

### THREE-POINT FG ATTEMPTED

2014	Maya Moore	185
2013	Maya Moore	159
2012	Maya Moore	188
2011	Maya Moore	157
2010	Charde Houston	126
2009	Roneeka Hodges	171
2008	Anna DeForge	129
2007	Kristen Mann	106
2006	Amber Jacobs	102
2005	Katie Smith	104
2004	Katie Smith	139
2003	Katie Smith	200
2002	Katie Smith	188
2001	Katie Smith	240
2000	Katie Smith	232
1999	Tonya Edwards	192

### THREE-POINT FG PERCENTAGE

2014	Maya Moore	(62-185)	.335
2013	Maya Moore	(72-159)	.453
2012	Seimone Augustus	(45-103)	.437
2011	Seimone Augustus	(25-60)	.417
2010	Charde Houston	(46-126)	.365
2009	Roneeka Hodges	(68-171)	.398
2008	Anna DeForge	(47-129)	.364
2007	Svetlana Abrosimova	(45-101)	.446
2006	Amber Jacobs	(40-102)	.392
2005	Stacey Lovelace	(26-63)	.413
2004	Katie Smith	(60-139)	.432
2003	Katie Smith	(78-200)	.390
2002	Tamara Moore	(26-68)	.382
2001	Betty Lennox	(20-52)	.385
2000	Betty Lennox	(55-139)	.396
1999	Katie Smith	(52-136)	.382

### OFFENSIVE REBOUNDS

2014	Maya Moore	72
2013	Rebekkah Brunson	89
2012	Rebekkah Brunson	108
2011	Rebekkah Brunson	96
2010	Rebekkah Brunson	120
2009	Nicky Anosike	73
2008	Nicky Anosike	78
2007	Nicole Ohlde	69
2006	Tamika Williams	73
2005	Tamika Williams	76
2004	Nicole Ohlde	83
2003	Tamika Williams	92
2002	Tamika Williams	96
2001	Lynn Pride	47
2000	Betty Lennox	53
1999	Brandy Reed	55

### DEFENSIVE REBOUNDS

2014	Maya Moore	204
2013	Rebekkah Brunson	205
2012	Rebekkah Brunson	169
2011	Rebekkah Brunson	205
2010	Rebekkah Brunson	190
2009	Nicky Anosike	149
2008	Nicky Anosike	153
2007	Nicole Ohlde	139
2006	Nicole Ohlde	129
2005	Nicole Ohlde	131
2004	Tamika Williams	123
2003	Tamika Williams	117
2002	Tamika Williams	133
2001	Svetlana Abrosimova	131
2000	Betty Lennox	125
1999	Andrea Lloyd Curry	100

### TOTAL REBOUNDS

2014	Maya Moore	276
2013	Rebekkah Brunson	294
2012	Rebekkah Brunson	277
2011	Rebekkah Brunson	301
2010	Rebekkah Brunson	310
2009	Nicky Anosike	222
2008	Nicky Anosike	231
2007	Nicole Ohlde	208
2006	Nicole Ohlde	190
2005	Nicole Ohlde	194
2004	Tamika Williams	205
2003	Tamika Williams	209
2002	Tamika Williams	229
2001	Svetlana Abrosimova	174
2000	Betty Lennox	178
1999	Brandy Reed	151

### ASSISTS

2014	Lindsay Whalen	189
2013	Lindsay Whalen	197
2012	Lindsay Whalen	178
2011	Lindsay Whalen	199
2010	Lindsay Whalen	184
2009	Candice Wiggins	88
2008	Candice Wiggins	90
2007	Noelle Quinn	148
2006	Amber Jacobs	115
2005	Kristi Harrower	96
2004	Helen Darling	115
2003	Teresa Edwards	148
2002	Katie Smith	79
2001	Kate Paye	97
2000	Katie Smith	90
1999	Sonja Tate	100

### STEALS

2014	Maya Moore	64
2013	Maya Moore	59
2012	Maya Moore	50
2011	Maya Moore	48
2010	Nicky Anosike	62
2009	Nicky Anosike	81
2008	Nicky Anosike	75
2007	Svetlana Abrosimova	44
2006	Svetlana Abrosimova	34
2005	Svetlana Abrosimova	48
2004	Teresa Edwards	47
2003	Svetlana Abrosimova	44
2002	Tamika Williams	44
2001	Svetlana Abrosimova	42
2000	Betty Lennox	53
1999	Sonja Tate	36

### BLOCKED SHOTS

2014	Janel McCarville	29
2013	Devereaux Peters	34
2012	Taj McWilliams-Franklin	46
2011	Taj McWilliams-Franklin	24
2010	Nicky Anosike	32
2009	Nicky Anosike	28
2008	Nicky Anosike	43
2007	Seimone Augustus	21
2006	Vanessa Hayden	44
2005	Vanessa Hayden	68
2004	Nicole Ohlde	45
2003	Janell Burse	28
2002	Lynn Pride	25
2001	Erin Buescher	29
2000	Kristin Folk	22
1999	Brandy Reed	17

### PERSONAL FOULS

2014	Maya Moore	87
2013	Maya Moore	97
2012	Maya Moore	86
2011	Maya Moore	92
2010	Monica Wright	101
2009	Charde Houston	107
2008	Nicky Anosike	125
2007	Nicole Ohlde	127
2006	Vanessa Hayden	118
2005	Vanessa Hayden	110
2004	Nicole Ohlde	103
2003	Katie Smith	112
2002	Katie Smith	87
2001	Erin Buescher	101
2000	Betty Lennox	112
1999	Katie Smith	106





## YEAR-BY-YEAR LEADERS

### DISQUALIFICATIONS

2014	Janel McCarville, Monica Wright	1
2013	Maya Moore	2
2012	Maya Moore	2
2011	Adair, McWilliams-Franklin, Moore	1
2010	Lindsay Whalen, Monica Wright	2
2009	Charde Houston	2
2008	Candice Wiggins	5
2007	Kathrin Ress	6
2006	Vanessa Hayden	2
2005	Vanessa Hayden	2
2004	Butts, Ohlde, Smith	1
2003	Burse, Smith, Van Gorp	2
2002	Katie Smith, Michele Van Gorp	2
2001	Abrosimova, Buescher, Martin, Pride	2
2000	Keitha Dickerson, Betty Lennox	4
1999	Tonya Edwards	6

### TURNOVERS

2014	Maya Moore	81
2013	Lindsay Whalen	74
2012	Lindsay Whalen	68
2011	Lindsay Whalen	75
2010	Lindsay Whalen	76
2009	Candice Wiggins	81
2008	Candice Wiggins	57
2007	Seimone Augustus	83
2006	Amber Jacobs	90
2005	Nicole Ohlde	84
2004	Teresa Edwards	93
2003	Teresa Edwards	92
2002	Svetlana Abrosimova	92
2001	Katie Smith	87
2000	Betty Lennox	97
1999	Tonya Edwards	68

### GAMES PLAYED

2014	McCarville, M. Moore, Whalen, White	34
2013	M. Moore, Peters, Whalen	34
2012	Moore, Wiggins, Wright	34
2011	Augustus, Brunson, McWilliams-Franklin, Moore, Whalen, Wiggins	34
2010	Houston, Maiga-Ba, Wright	34
2009	Hollingsworth, Houston, McCants, Miller, Montgomery, Wiggins	34
2008	Anosike, DeForge, Ohlde	34
2007	Abrosimova, Augustus, Mann, Ohlde, Quinn	34
2006	Abrosimova, Augustus, Jacobs, Ohlde	34
2005	Harrower, Lovelace, Ohlde, Williams	34
2004	Edwards, Lovelace, Ohlde, Williams	34
2003	Edwards, Sam, Smith, Williams	34
2002	Burse, Pride, Smith, Williams	31
2001	Buescher, Paye, Pride, Smith	32
2000	Brumfield, Dickerson, Folkl, Lennox, Smith	32
1999	Edwards, Folkl, Lloyd Curry, Potthoff, Tate	32

### GAMES STARTED

2014	McCarville, M. Moore, Whalen	34
2013	Maya Moore, Lindsay Whalen	34
2012	Maya Moore	34
2011	Augustus, Brunson, Moore, Whalen	34
2010	Lindsay Whalen	33
2009	Candice Wiggins	34
2008	Anosike, DeForge, Ohlde	34
2007	Seimone Augustus, Nicole Ohlde	34
2006	Augustus, Jacobs, Ohlde	34
2005	Kristi Harrower, Nicole Ohlde	34
2004	Teresa Edwards, Nicole Ohlde	34
2003	Edwards, Smith, Williams	34
2002	Katie Smith, Tamika Williams	31
2001	Katie Smith	32
2000	Katie Smith	32
1999	Tonya Edwards	32

### MINUTES PLAYED

2014	Maya Moore	1,181
2013	Maya Moore	1,068
2012	Maya Moore	1,011
2011	Seimone Augustus	997
2010	Lindsay Whalen	1,110
2009	Candice Wiggins	1,017
2008	Seimone Augustus	1,042
2007	Seimone Augustus	1,093
2006	Seimone Augustus	1,124
2005	Nicole Ohlde	1,038
2004	Nicole Ohlde	1,018
2003	Katie Smith	1,185
2002	Katie Smith	1,138
2001	Katie Smith	1,234
2000	Katie Smith	1,193
1999	Tonya Edwards	1,031





## INDIVIDUAL SEASON HIGHS

### TOTAL POINTS

Maya Moore .....	812	2014
Seimone Augustus .....	769	2007
Seimone Augustus .....	744	2006
Katie Smith .....	739	2001
Katie Smith .....	646	2000

### SCORING AVERAGE

Maya Moore .....	23.9	2014
Katie Smith .....	23.1	2001
Seimone Augustus .....	22.6	2007
Seimone Augustus .....	21.9	2006
Katie Smith .....	20.2	2000

### FIELD GOALS MADE

Seimone Augustus .....	296	2007
Maya Moore .....	295	2014
Seimone Augustus .....	283	2006
Seimone Augustus .....	233	2008
Maya Moore .....	233	2013

### FIELD GOALS ATTEMPTED

Seimone Augustus .....	620	2006
Maya Moore .....	613	2014
Seimone Augustus .....	583	2007
Katie Smith .....	519	2001
Seimone Augustus .....	496	2008

### FIELD-GOAL PERCENTAGE

Tamika Williams .....	.668	2003
Tamika Williams .....	.561	2002
Tamika Williams .....	.540	2004
Taj McWilliams-Franklin .....	.519	2012
Seimone Augustus .....	.516	2013

### FREE THROWS MADE

Katie Smith .....	246	2001
Candice Wiggins .....	161	2008
Maya Moore .....	160	2014
Katie Smith .....	152	2000
Seimone Augustus .....	151	2007

### FREE THROWS ATTEMPTED

Katie Smith .....	275	2001
Candice Wiggins .....	197	2008
Nicky Anosike .....	194	2009
Maya Moore .....	181	2014
Nicole Ohlde .....	177	2004

### FREE-THROW PERCENTAGE

Katie Smith .....	.899	2004
Lindsay Whalen .....	.899	2010
Seimone Augustus .....	.897	2006
Katie Smith .....	.895	2001
Candice Wiggins .....	.893	2009

### THREE-POINT FG MADE

Katie Smith .....	88	2000
Katie Smith .....	85	2001
Katie Smith .....	78	2003
Maya Moore .....	73	2012
Maya Moore .....	72	2013

### THREE-POINT FG ATTEMPTED

Katie Smith .....	240	2001
Katie Smith .....	232	2000
Katie Smith .....	200	2003
Tonya Edwards .....	192	1999
Katie Smith .....	188	2002
Maya Moore .....	188	2012

### THREE-POINT FG PERCENTAGE

Maya Moore .....	.453	2013
Svetlana Abrosimova .....	.446	2007
Seimone Augustus .....	.437	2012
Katie Smith .....	.432	2004
Seimone Augustus .....	.419	2007

### OFFENSIVE REBOUNDS

Rebekkah Brunson .....	120	2010
Rebekkah Brunson .....	108	2012
Tamika Williams .....	96	2002
Rebekkah Brunson .....	96	2011
Tamika Williams .....	92	2003

### DEFENSIVE REBOUNDS

Rebekkah Brunson .....	205	2011
Rebekkah Brunson .....	205	2013
Maya Moore .....	204	2014
Rebekkah Brunson .....	190	2010
Rebekkah Brunson .....	169	2012

### TOTAL REBOUNDS

Rebekkah Brunson .....	310	2010
Rebekkah Brunson .....	301	2011
Rebekkah Brunson .....	294	2013
Rebekkah Brunson .....	277	2012
Maya Moore .....	276	2014

### REBOUNDING AVERAGE

Rebekkah Brunson .....	10.3	2010
Rebekkah Brunson .....	8.9	2012
Rebekkah Brunson .....	8.9	2013
Rebekkah Brunson .....	8.9	2011
Maya Moore .....	8.1	2014

### ASSISTS

Lindsay Whalen .....	199	2011
Lindsay Whalen .....	197	2013
Lindsay Whalen .....	189	2014
Lindsay Whalen .....	184	2010
Lindsay Whalen .....	178	2012

### STEALS

Nicky Anosike .....	81	2009
Nicky Anosike .....	75	2008
Maya Moore .....	64	2014
Nicky Anosike .....	62	2010
Maya Moore .....	59	2013

### BLOCKED SHOTS

Vanessa Hayden .....	68	2005
Taj McWilliams-Franklin .....	46	2012
Nicole Ohlde .....	45	2004
Vanessa Hayden .....	44	2006
Nicky Anosike .....	43	2008

### PERSONAL FOULS

Nicole Ohlde .....	127	2007
Nicky Anosike .....	125	2008
Vanessa Hayden .....	118	2006
Candice Wiggins .....	113	2008
Betty Lennox .....	112	2000
Katie Smith .....	112	2003

### DISQUALIFICATIONS

Tonya Edwards .....	6	1999
Kathrin Ress .....	6	2007
Candice Wiggins .....	5	2008
Keitha Dickerson .....	4	2000
Betty Lennox .....	4	2000
Nicole Ohlde .....	4	2007

### TURNOVERS

Betty Lennox .....	97	2000
Teresa Edwards .....	93	2004
Svetlana Abrosimova .....	92	2002
Teresa Edwards .....	92	2003
Svetlana Abrosimova .....	90	2003
Amber Jacobs .....	90	2006

### MINUTES PLAYED

Katie Smith .....	1,234	2001
Katie Smith .....	1,193	2000
Katie Smith .....	1,185	2003
Maya Moore .....	1,181	2014
Katie Smith .....	1,138	2002



## CAREER LEADERS

### TOTAL POINTS

Seimone Augustus .....	4,584
Katie Smith .....	3,605
Maya Moore .....	2,447
Lindsay Whalen .....	2,244
Svetlana Abrosimova .....	2,033

### SCORING AVERAGE (Min. 50 Games)

Seimone Augustus .....	18.5
Maya Moore .....	18.0
Katie Smith .....	17.6
Betty Lennox .....	14.4
Lindsay Whalen .....	13.4

### FIELD GOALS MADE

Seimone Augustus .....	1,843
Katie Smith .....	1,127
Maya Moore .....	891
Lindsay Whalen .....	839
Svetlana Abrosimova .....	734

### FIELD GOALS ATTEMPTED

Seimone Augustus .....	3,790
Katie Smith .....	2,728
Maya Moore .....	1,873
Svetlana Abrosimova .....	1,848
Lindsay Whalen .....	1,752

### FG PERCENTAGE (Min. 250 FGA)

Tamika Raymond .....	.559
Seimone Augustus .....	.486
Taj McWilliams-Franklin .....	.480
Rebekkah Brunson .....	.479
Lindsay Whalen .....	.479

### FREE THROWS MADE

Katie Smith .....	891
Seimone Augustus .....	675
Lindsay Whalen .....	519
Nicole Ohlde .....	515
Maya Moore .....	400

### FREE THROWS ATTEMPTED

Katie Smith .....	1,039
Seimone Augustus .....	781
Nicole Ohlde .....	676
Lindsay Whalen .....	659
Svetlana Abrosimova .....	570

### FT PERCENTAGE (Min. 100 FTA)

Maya Moore .....	.866
Seimone Augustus .....	.864
Katie Smith .....	.858
Candice Wiggins .....	.847
Betty Lennox .....	.807

### THREE-POINT FG MADE

Katie Smith .....	460
Maya Moore .....	265
Seimone Augustus .....	223
Candice Wiggins .....	207
Svetlana Abrosimova .....	186

### THREE-POINT FG ATTEMPTED

Katie Smith .....	1,239
Maya Moore .....	639
Seimone Augustus .....	599
Candice Wiggins .....	568
Svetlana Abrosimova .....	519

### 3FG PERCENTAGE (Min. 100 3FGA)

Roneeka Hodges .....	.398
Maya Moore .....	.385
Betty Lennox .....	.374
Seimone Augustus .....	.372
Katie Smith .....	.371

### OFFENSIVE REBOUNDS

Rebekkah Brunson .....	440
Tamika Raymond .....	435
Nicole Ohlde .....	320
Svetlana Abrosimova .....	275
Maya Moore .....	259

### DEFENSIVE REBOUNDS

Rebekkah Brunson .....	832
Seimone Augustus .....	735
Svetlana Abrosimova .....	623
Tamika Raymond .....	593
Maya Moore .....	589

### TOTAL REBOUNDS

Rebekkah Brunson .....	1,272
Tamika Raymond .....	1,028
Seimone Augustus .....	900
Svetlana Abrosimova .....	898
Nicole Ohlde .....	898

### REBOUNDING AVG. (Min. 50 Games)

Rebekkah Brunson .....	9.2
Nicky Anosike .....	7.0
Maya Moore .....	6.2
Taj McWilliams-Franklin .....	5.7
Tamika Raymond .....	5.6

### ASSISTS

Lindsay Whalen .....	947
Seimone Augustus .....	549
Katie Smith .....	496
Svetlana Abrosimova .....	439
Maya Moore .....	431

### ASSIST AVERAGE (Min. 50 Games)

Lindsay Whalen .....	5.6
Noelle Quinn .....	3.5
Teresa Edwards .....	3.3
Maya Moore .....	3.2
Janel McCarville .....	3.0

### STEALS

Svetlana Abrosimova .....	284
Maya Moore .....	221
Nicky Anosike .....	218
Seimone Augustus .....	208
Katie Smith .....	191

### BLOCKED SHOTS

Vanessa Hayden .....	155
Nicole Ohlde .....	134
Rebekkah Brunson .....	113
Nicky Anosike .....	103
Seimone Augustus .....	102

### PERSONAL FOULS

Katie Smith .....	579
Nicole Ohlde .....	509
Svetlana Abrosimova .....	502
Vanessa Hayden .....	375
Maya Moore .....	362

### DISQUALIFICATIONS

Katie Smith .....	8
Nicole Ohlde .....	7
Tonya Edwards .....	6
Vanessa Hayden .....	6
Kathrin Ress .....	6
Candice Wiggins .....	6

### TURNOVERS

Svetlana Abrosimova .....	519
Katie Smith .....	460
Seimone Augustus .....	433
Nicole Ohlde .....	364
Lindsay Whalen .....	355

### GAMES PLAYED

Seimone Augustus .....	248
Katie Smith .....	205
Svetlana Abrosimova .....	204
Tamika Raymond .....	185
Nicole Ohlde .....	170

### GAMES STARTED

Seimone Augustus .....	248
Katie Smith .....	204
Nicole Ohlde .....	170
Lindsay Whalen .....	168
Svetlana Abrosimova .....	148

### MINUTES PLAYED

Seimone Augustus .....	7,766
Katie Smith .....	7,287
Svetlana Abrosimova .....	5,249
Lindsay Whalen .....	5,002
Tamika Raymond .....	4,701



## TOP GAMES BY LYNX



Katie Smith



Rebekkah Brunson



Lindsay Whalen

### 32-OR-MORE POINTS

48	Maya Moore, vs. Atlanta .....	7/22/14 (2OT)
46	Katie Smith, @ Los Angeles .....	7/8/01 (OT)
40	Katie Smith, @ Detroit .....	6/17/01
40	Maya Moore, @ Tulsa .....	8/2/14
39	Seimone Augustus, @ Sacramento .....	7/29/07
38	Maya Moore, @ Tulsa .....	5/23/14
36	Katie Smith, @ Phoenix .....	8/1/01
36	Seimone Augustus, vs. Phoenix .....	7/24/10 (2OT)
36	Maya Moore, @ Phoenix .....	6/18/14
35	Maya Moore, vs. Indiana .....	8/24/13
34	Katie Smith, vs. Cleveland .....	5/31/00
34	Katie Smith, vs. Connecticut .....	7/10/03
34	Katie Smith, vs. Sacramento .....	7/11/04 (OT)
34	Katie Smith, @ Phoenix .....	7/18/04
34	Maya Moore, @ Washington .....	5/16/14
33	Katie Smith, vs. Los Angeles .....	6/3/00
33	Seimone Augustus, vs. Washington .....	7/20/07 (OT)
33	Maya Moore, vs. Connecticut .....	5/18/14 (OT)
33	Maya Moore, @ Tulsa .....	7/10/14
32	Katie Smith, vs. Portland .....	7/2/00
32	Katie Smith, @ Seattle .....	6/14/03
32	Seimone Augustus, vs. Seattle .....	6/14/06
32	Seimone Augustus, vs. Phoenix .....	6/18/06
32	Seimone Augustus, vs. San Antonio .....	7/9/06
32	Seimone Augustus, @ New York .....	7/30/06
32	Monica Wright, vs. Phoenix .....	6/1/10
32	Maya Moore, vs. Tulsa .....	7/16/14

### 14-OR-MORE REBOUNDS

20	Rebekkah Brunson, vs. San Antonio .....	8/28/12 (OT)
18	Rebekkah Brunson, vs. New York .....	8/8/10
18	Rebekkah Brunson, vs. Atlanta .....	9/7/12 (2OT)
17	Rebekkah Brunson, vs. Phoenix .....	7/24/10 (2OT)
17	Rebekkah Brunson, @ Washington .....	6/8/13
16	Nicky Anosike, vs. Indiana .....	8/13/09
16	Rebekkah Brunson, vs. Phoenix .....	7/13/11
16	Maya Moore, @ Phoenix .....	6/19/13
15	Svetlana Abrosimova, vs. Sacramento .....	8/5/01 (OT)
15	Nicky Anosike, @ Phoenix .....	9/3/08
15	Rebekkah Brunson, vs. Phoenix .....	6/1/10
15	Rebekkah Brunson, @ Los Angeles .....	6/13/10
15	Rebekkah Brunson, vs. Los Angeles .....	6/5/11
15	Rebekkah Brunson, vs. Tulsa .....	6/7/11
14	Tamika Williams, @ Seattle .....	8/18/05
14	Nicole Ohlde, vs. Indiana .....	6/2/06
14	Rebekkah Brunson, vs. San Antonio .....	7/22/10
14	Rebekkah Brunson, vs. Los Angeles .....	8/12/10
14	Rebekkah Brunson, @ Seattle .....	6/9/11
14	Rebekkah Brunson, vs. Atlanta .....	6/17/11
14	Rebekkah Brunson, @ San Antonio .....	8/28/11
14	Rebekkah Brunson, @ Seattle .....	8/21/12
14	Rebekkah Brunson, @ Atlanta .....	8/20/13

### 10-OR-MORE ASSISTS

14	Noelle Quinn, vs. San Antonio .....	8/19/07
14	Lindsay Whalen, vs. Los Angeles .....	9/4/13
12	Candice Wiggins, vs. Phoenix .....	5/31/08
12	Lindsay Whalen, vs. San Antonio .....	8/15/10
12	Lindsay Whalen, vs. Connecticut .....	8/3/10 (OT)
12	Lindsay Whalen, vs. Tulsa .....	6/18/10
11	Andrea Lloyd Curry, @ Charlotte .....	7/21/99
11	Lindsay Whalen, @ Tulsa .....	7/13/13
10	Helen Darling, vs. Seattle .....	9/10/04
10	Seimone Augustus, vs. Connecticut .....	6/10/08
10	Lindsey Harding, @ Seattle .....	9/6/08
10	Lindsay Whalen, vs. Phoenix .....	7/24/10 (2OT)
10	Lindsay Whalen, @ Seattle .....	6/9/11
10	Lindsay Whalen, vs. Chicago .....	9/8/11
10	Lindsay Whalen, @ Tulsa .....	6/9/12
10	Lindsay Whalen, vs. Phoenix .....	6/6/13
10	Lindsay Whalen, @ San Antonio .....	8/6/13
10	Lindsay Whalen, @ San Antonio .....	6/1/14
10	Lindsay Whalen, @ Tulsa .....	7/10/14





## TOP GAMES BY OPPONENTS



Deanna Nolan



Tina Charles



Ticha Penicheiro

### 31-OR-MORE POINTS

44	Deanna Nolan, @ Detroit.....	6/20/08 (OT)
34	Lauren Jackson, @ Seattle.....	7/5/08
33	Becky Hammon, vs. New York.....	6/6/03
33	Renee Montgomery, vs. Connecticut.....	8/3/10 (OT)
32	Lisa Leslie, @ Los Angeles.....	7/8/01 (OT)
32	Diana Taurasi, @ Phoenix.....	9/3/08
32	Candice Dupree, vs. Phoenix.....	7/24/10 (2OT)
32	Elena Delle Donne, @ Chicago.....	8/11/13 (OT)
32	Tina Charles, @ New York.....	7/6/14
31	Sophia Witherspoon, vs. Portland.....	7/2/00
31	Lauren Jackson, @ Seattle.....	5/20/04
31	Cappie Pondexter, vs. Phoenix.....	5/31/08
31	Diana Taurasi, vs. Phoenix.....	9/12/08
31	Iziane Castro Marques, @ Atlanta.....	6/30/09
31	Diana Taurasi, @ Phoenix.....	6/10/10
31	Diana Taurasi, vs. Phoenix.....	7/24/10 (2OT)
31	Danielle Adams, @ San Antonio.....	8/6/13
31	Camille Little, @ Seattle.....	6/27/14
31	Odyssey Sims, vs. Tulsa.....	8/16/14

### 15-OR-MORE REBOUNDS

23	Michelle Snow, vs. Houston.....	8/4/06 (OT)
21	Tina Charles, vs. Connecticut.....	8/3/10 (OT)
20	Érika de Souza, vs. Atlanta.....	7/14/10
18	Sancho Lyttle, @ Houston.....	7/17/08
18	Tina Charles, @ Connecticut.....	8/16/11
18	Brittney Griner, @ Phoenix.....	6/18/14
17	Yolanda Griffith, vs. Sacramento.....	8/4/00
17	Lisa Leslie, @ Los Angeles.....	6/11/04
17	Chante Black, vs. Tulsa.....	5/23/10
16	Val Whiting, vs. Detroit.....	6/12/99
16	Lisa Leslie, vs. Los Angeles.....	6/9/01
16	Yolanda Griffith, vs. Sacramento.....	7/8/03
16	Candace Parker, @ Los Angeles.....	9/1/08
16	Candice Dupree, vs. Phoenix.....	7/24/10 (2OT)
16	Érika de Souza, @ Atlanta.....	8/20/13
15	Lisa Leslie, vs. Los Angeles.....	8/6/99
15	Michelle Snow, vs. Houston.....	6/30/04 (OT)
15	Elizabeth Cambage, vs. Tulsa.....	6/7/11
15	Tina Charles, vs. Connecticut.....	7/7/12
15	Jessica Breland, @ Chicago.....	5/26/14

### 10-OR-MORE ASSISTS

14	Ticha Penicheiro, @ Sacramento.....	6/22/99
14	Ticha Penicheiro, @ Sacramento.....	8/7/01
14	Sue Bird, @ Seattle.....	7/1/06
13	Ticha Penicheiro, vs. Sacramento.....	6/29/99
12	Ticha Penicheiro, @ Los Angeles.....	8/20/10
12	Danielle Robinson, @ San Antonio.....	6/1/14
12	Skylar Diggins, @ Tulsa.....	7/10/14
11	Ticha Penicheiro, @ Sacramento.....	6/1/02
11	Shannon Johnson, vs. Connecticut.....	7/10/03
11	Nikki Teasley, vs. Los Angeles.....	8/14/03
11	Sue Bird, @ Seattle.....	7/5/08
11	Skylar Diggins, vs. Tulsa.....	6/23/13
11	Diana Taurasi, vs. Phoenix.....	6/15/14
10	Ticha Penicheiro, vs. Sacramento.....	8/4/00
10	Ticha Penicheiro, vs. Sacramento.....	8/5/01 (OT)
10	Nikki Teasley, @ Los Angeles.....	6/10/03
10	Dawn Staley, vs. Charlotte.....	9/8/04
10	Nikki Teasley, @ Los Angeles.....	9/17/04
10	Ticha Penicheiro, vs. Sacramento.....	5/29/05
10	Temeka Johnson, @ Washington.....	6/3/05
10	Shannon Johnson, vs. San Antonio.....	7/9/06
10	Shannon Bobbitt, vs. Los Angeles.....	7/27/08 (OT)
10	Sue Bird, @ Seattle.....	6/19/09
10	Ticha Penicheiro, @ Sacramento.....	9/13/09
10	Sue Bird, @ Seattle.....	5/19/10
10	Temeka Johnson, @ Phoenix.....	6/10/10
10	Becky Hammon, @ San Antonio.....	6/26/10
10	Tanisha Wright, vs. Seattle.....	7/17/10
10	Sue Bird, vs. Seattle.....	8/1/10
10	Ticha Penicheiro, vs. Los Angeles.....	8/12/10
10	Danielle Robinson, @ San Antonio.....	8/6/13
10	Tanisha Wright, vs. Seattle.....	8/31/13
10	Courtney Vandersloot, @ Chicago.....	5/26/14
10	Sue Bird, @ Seattle.....	6/6/14
10	Becky Hammon, @ San Antonio.....	8/15/14



# PLAYOFFS



LYNX UNLEASHED





## INDIVIDUAL PLAYOFF RECORDS

### MOST POINTS

4-Game Series:	64	Seimone Augustus
3-Game Series:	74	Seimone Augustus
2-Game Series:	47	Maya Moore
Game:	36	Seimone Augustus
Half:	23	Seimone Augustus
Quarter:	15	Seimone Augustus

### MOST FIELD GOALS MADE

4-Game Series:	25	Seimone Augustus
3-Game Series:	28	Seimone Augustus
2-Game Series:	20	Maya Moore
Game:	12	Maya Moore

### MOST FIELD GOALS ATTEMPTED

4-Game Series:	68	Seimone Augustus
3-Game Series:	55	Seimone Augustus
2-Game Series:	36	Maya Moore
Game:	23	Seimone Augustus
	23	Lindsay Whalen

### HIGHEST FIELD-GOAL PERCENTAGE

4-Game Series:	.525	(21-40) Lindsay Whalen
3-Game Series:	.619	(13-21) Janel McCarville
2-Game Series:	.643	(9-14) Janel McCarville
Game:	.786	(11-14) Seimone Augustus

### MOST THREE-POINT FIELD GOALS MADE

4-Game Series:	10	Maya Moore
3-Game Series:	8	Maya Moore
2-Game Series:	8	Maya Moore
Game:	6	Maya Moore

### MOST THREE-POINT FIELD GOALS ATTEMPTED

4-Game Series:	26	Maya Moore
3-Game Series:	19	Maya Moore
2-Game Series:	15	Maya Moore
Game:	10	Maya Moore

### HIGHEST THREE-POINT FIELD-GOAL PERCENTAGE

4-Game Series:	.500	(3-6) Lindsay Whalen
3-Game Series:	.750	(3-4) Seimone Augustus
2-Game Series:	.727	(8-11) Maya Moore
Game:	1.000	(2-2) Most recently: Lindsay Whalen

### MOST FREE THROWS MADE

4-Game Series:	11	Maya Moore
3-Game Series:	17	Seimone Augustus
		Maya Moore
2-Game Series:	11	Taj McWilliams-Franklin
Game:	13	Maya Moore/Lindsay Whalen
		Seimone Augustus

### MOST FREE THROWS ATTEMPTED

4-Game Series:	12	S.Augustus/M.Moore/L.Whalen
3-Game Series:	24	Tamika Williams
2-Game Series:	13	Seimone Augustus
Game:	16	Lindsay Whalen
		Seimone Augustus

vs. Indiana, 2012
vs. Atlanta, 2011
vs. Phoenix, 2013
vs. Atlanta, 10/5/11
vs. Indiana (2nd), 10/17/12
vs. Atlanta (4th), 10/5/11;
vs. Indiana (3rd), 10/17/12

vs. Indiana, 2012
vs. San Antonio, 2011
vs. Phoenix, 2013
@ Phoenix, 9/29/13

vs. Indiana, 2012
vs. San Antonio, 2011
vs. Phoenix, 2013
vs. Indiana, 10/17/12;
@ Phoenix, 8/29/14

vs. Indiana, 2012
vs. Atlanta, 2013
vs. San Antonio, 2014
vs. Atlanta, 10/5/11

vs. Indiana, 2012
vs. Seattle, 2012
vs. Phoenix, 2011;
vs. Los Angeles, 2012
@ Phoenix, 9/25/11

vs. Indiana, 2012
vs. Seattle, 2012
vs. Los Angeles, 2012
vs. Indiana, 10/14/12

vs. Indiana, 2012
vs. Atlanta, 2011
vs. Phoenix, 2011
vs. Indiana, 10/17/12

vs. Indiana, 2012
vs. Atlanta, 2011;
vs. Atlanta, 2013
vs. Phoenix, 2011;
vs. San Antonio, 2014
vs. Atlanta, 10/5/11

vs. Indiana, 2012
vs. Los Angeles, 2003
vs. Phoenix, 2013
vs. San Antonio, 2014
vs. Atlanta, 10/5/11

### HIGHEST FREE THROW PERCENTAGE

4-Game Series:	.917	(11-12) Maya Moore
3-Game Series:	1.000	(13-13) Maya Moore
2-Game Series:	1.000	(11-11) Maya Moore
Game:	1.000	(7-7) Maya Moore

### MOST REBOUNDS

4-Game Series:	32	Rebekkah Brunson
3-Game Series:	39	Rebekkah Brunson
2-Game Series:	22	Rebekkah Brunson
		Rebekkah Brunson
Game:	16	Rebekkah Brunson

### MOST OFFENSIVE REBOUNDS

4-Game Series:	15	Rebekkah Brunson
3-Game Series:	14	Rebekkah Brunson
2-Game Series:	10	Rebekkah Brunson
Game:	8	Rebekkah Brunson

### MOST DEFENSIVE REBOUNDS

4-Game Series:	18	Rebekkah Brunson
3-Game Series:	25	Rebekkah Brunson
		Rebekkah Brunson
2-Game Series:	18	Rebekkah Brunson
Game:	13	Rebekkah Brunson

### MOST ASSISTS

4-Game Series:	16	Lindsay Whalen
3-Game Series:	19	Teresa Edwards
2-Game Series:	17	Maya Moore
Game:	11	Lindsay Whalen

### MOST BLOCKED SHOTS

4-Game Series:	8	Rebekkah Brunson
3-Game Series:	5	Taj McWilliams-Franklin
2-Game Series:	6	Maya Moore
Game:	4	Rebekkah Brunson
		Maya Moore

### MOST STEALS

4-Game Series:	6	Monica Wright
3-Game Series:	9	Maya Moore
2-Game Series:	6	Maya Moore
Game:	5	Most recently: Monica Wright

### MOST TURNOVERS

4-Game Series:	12	Lindsay Whalen
3-Game Series:	15	Janel McCarville
2-Game Series:	11	Helen Darling
Game:	8	Janel McCarville

### MOST MINUTES PLAYED

4-Game Series:	130	Seimone Augustus
3-Game Series:	120	Katie Smith
2-Game Series:	74	Nicole Ohlde
		Maya Moore
Game:	44:01	Maya Moore

vs. Indiana, 2012
vs. Phoenix, 2014
vs. San Antonio, 2014
vs. Phoenix, 8/31/14

vs. Indiana, 2012
vs. San Antonio, 2011
vs. Phoenix, 2011;
vs. Seattle, 2013
@ San Antonio, 9/18/11

vs. Indiana, 2012
vs. San Antonio, 2011
vs. Los Angeles, 2012
@ San Antonio, 9/18/11

vs. Indiana, 2012
vs. San Antonio, 2011;
vs. Seattle, 2012
vs. Phoenix, 2013
@ Phoenix, 9/29/13

vs. Indiana, 2012
vs. Los Angeles, 2003
vs. San Antonio, 2014
vs. San Antonio, 8/21/14

vs. Indiana, 2012
vs. Atlanta, 2011
vs. San Antonio, 2014
vs. Indiana, 10/17/12;
@ San Antonio, 8/23/14

vs. Indiana, 2012
vs. Phoenix, 2014
vs. Seattle, 2013
vs. Indiana, 10/17/12

vs. Indiana, 2012
vs. Atlanta, 2013
vs. Seattle, 2004
@ Atlanta, 10/10/13

vs. Indiana, 2012
vs. Los Angeles, 2003
vs. Seattle, 2004;
vs. San Antonio, 2014
@ Seattle, 9/30/12 (20T)





## TEAM PLAYOFF RECORDS

### MOST POINTS

Game:	103	@ Phoenix	9/25/11
Half:	60	@ Phoenix (2nd)	9/25/11
Quarter:	33	@ Phoenix (4th)	9/25/11
Overtime:	5	@ Seattle (1st)	9/30/12

### MOST FIELD GOALS MADE

Game:	40	vs. Los Angeles	10/4/12
-------	----	-----------------	---------

### MOST FIELD GOALS ATTEMPTED

Game:	82	vs. Los Angeles	10/4/12
-------	----	-----------------	---------

### HIGHEST FIELD-GOAL PERCENTAGE

Game:	.569	(33-58) vs. Atlanta	10/8/13
-------	------	---------------------	---------

### MOST THREE-POINT FIELD GOALS MADE

Game:	9	vs. Los Angeles	10/4/12
-------	---	-----------------	---------

### MOST THREE-POINT FIELD GOALS ATTEMPTED

Game:	21	vs. Los Angeles	10/4/12
-------	----	-----------------	---------

### HIGHEST THREE-POINT FIELD-GOAL PERCENTAGE

Game:	.571	(8-14) @ Phoenix	9/25/11
-------	------	------------------	---------

### MOST FREE THROWS MADE

Game:	38	vs. Atlanta	10/5/11
-------	----	-------------	---------

### MOST FREE THROWS ATTEMPTED

Game:	46	vs. Atlanta	10/5/11
-------	----	-------------	---------

### HIGHEST FREE THROW PERCENTAGE

Game:	.929	(13-14) vs. San Antonio	8/21/14
-------	------	-------------------------	---------

### MOST REBOUNDS

Game:	45	@ San Antonio	9/18/11
-------	----	---------------	---------

### MOST OFFENSIVE REBOUNDS

Game:	21	@ San Antonio	9/18/11
-------	----	---------------	---------

### MOST DEFENSIVE REBOUNDS

Game:	32	@ Seattle	9/30/12 (20T);
		vs. Atlanta	10/8/13

### MOST ASSISTS

Game:	27	vs. San Antonio	8/21/14
-------	----	-----------------	---------

### MOST BLOCKED SHOTS

Game:	11	vs. Atlanta	10/2/11
-------	----	-------------	---------

### MOST STEALS

Game:	16	vs. Indiana	10/17/12
-------	----	-------------	----------

### MOST PERSONAL FOULS

Game:	26	@ Los Angeles	8/30/03
-------	----	---------------	---------

### MOST TURNOVERS

Game:	24	@ Los Angeles	8/30/03
-------	----	---------------	---------

### FEWEST POINTS

Game:	54	@ Seattle	9/27/04
Half:	24	vs. Seattle (1st)	9/25/04
Quarter:	8	@ Seattle (2nd)	9/22/13
Overtime:	4	@ Seattle (2nd)	9/30/12

### FEWEST FIELD GOALS MADE

Game:	20	@ Seattle	9/27/04;
		@ Indiana	10/19/12

### FEWEST FIELD GOALS ATTEMPTED

Game:	50	vs. Seattle	9/25/04;
		@ Seattle	9/27/04

### LOWEST FIELD-GOAL PERCENTAGE

Game:	.325	(25-77) @ Seattle	9/30/12 (20T)
-------	------	-------------------	---------------

### FEWEST THREE-POINT FIELD GOALS MADE

Game:	0	vs. Atlanta	10/8/13
-------	---	-------------	---------

### FEWEST THREE-POINT FIELD GOALS ATTEMPTED

Game:	1	vs. Atlanta	10/8/13
-------	---	-------------	---------

### LOWEST THREE-POINT FIELD-GOAL PERCENTAGE

Game:	.000	(0-1) vs. Atlanta	10/8/13
-------	------	-------------------	---------

### FEWEST FREE THROWS MADE

Game:	3	vs. Atlanta	10/6/13
-------	---	-------------	---------

### FEWEST FREE THROWS ATTEMPTED

Game:	6	Most recently: vs. Atlanta	10/6/13
-------	---	----------------------------	---------

### LOWEST FREE THROW PERCENTAGE

Game:	.500	(3-6) vs. Atlanta	10/6/13
-------	------	-------------------	---------

### FEWEST REBOUNDS

Game:	22	vs. Los Angeles	8/28/03
-------	----	-----------------	---------

### FEWEST OFFENSIVE REBOUNDS

Game:	3	vs. Seattle	9/28/12
-------	---	-------------	---------

### FEWEST DEFENSIVE REBOUNDS

Game:	13	@ Los Angeles	10/7/12
-------	----	---------------	---------

### FEWEST ASSISTS

Game:	6	@ Indiana	10/19/12
-------	---	-----------	----------

### FEWEST BLOCKED SHOTS

Game:	0	vs. Los Angeles	8/28/03
-------	---	-----------------	---------

### FEWEST STEALS

Game:	2	Most recently: @ Indiana	10/21/12
-------	---	--------------------------	----------

### FEWEST PERSONAL FOULS

Game:	12	Most recently: @ Los Angeles	10/7/12
-------	----	------------------------------	---------

### FEWEST TURNOVERS

Game:	7	Most recently: @ Phoenix	9/29/13
-------	---	--------------------------	---------



## OPPONENT INDIVIDUAL PLAYOFF RECORDS

### MOST POINTS

4-Game Series:	89	Tamika Catchings	Indiana, 2012
3-Game Series:	93	Angel McCoughtry	Atlanta, 2011
2-Game Series:	58	Candace Parker	Los Angeles, 2012
Game:	38	Angel McCoughtry	Atlanta @ Minnesota, 10/5/11
Half:	27	Angel McCoughtry	Atlanta @ Minnesota (2nd), 10/2/11
Quarter:	19	Angel McCoughtry	Atlanta @ Minnesota (3rd), 10/2/11

### MOST FIELD GOALS MADE

4-Game Series:	27	Tamika Catchings	Indiana, 2012
3-Game Series:	29	Angel McCoughtry	Atlanta, 2011
2-Game Series:	23	Candace Parker	Los Angeles, 2012
Game:	14	Candace Parker	@ Los Angeles, 10/7/12

### MOST FIELD GOALS ATTEMPTED

4-Game Series:	63	Tamika Catchings	Indiana, 2012
3-Game Series:	67	Angel McCoughtry	Atlanta, 2011
2-Game Series:	37	Candace Parker	Los Angeles, 2012
Game:	25	Angel McCoughtry	@ Atlanta, 10/7/11

### HIGHEST FIELD-GOAL PERCENTAGE

4-Game Series:	.481	(13-27) Erlana Larkins	Indiana, 2012
3-Game Series:	.706	(24-34) Brittney Griner	Phoenix, 2014
2-Game Series:	.625	(10-16) Jia Perkins	San Antonio, 2014
Game:	.727	(8-11) Kayla McBride	San Antonio @ Minnesota, 8/21/14

### MOST THREE-POINT FIELD GOALS MADE

4-Game Series:	8	Tamika Catchings	Indiana, 2012
3-Game Series:	9	Becky Hammon	San Antonio, 2011
2-Game Series:	6	Kayla McBride	San Antonio, 2014
Game:	4	Most recently: DeWanna Bonner	@ Phoenix, 8/29/14

### MOST THREE-POINT FIELD GOALS ATTEMPTED

4-Game Series:	24	Tamika Catchings	Indiana, 2012
3-Game Series:	23	Becky Hammon	San Antonio, 2011
2-Game Series:	16	Diana Taurasi	Phoenix, 2013
Game:	11	Diana Taurasi	Phoenix @ Minnesota, 8/31/14

### HIGHEST THREE-POINT FIELD-GOAL PERCENTAGE

4-Game Series:	.467	(7-15) Erin Phillips	Indiana, 2012
3-Game Series:	.667	(2-3) Tamecka Dixon	Los Angeles, 2003
2-Game Series:	.600	(6-10) Kayla McBride	San Antonio, 2014
Game:	1.000	(2-2) Penny Taylor	@ Phoenix, 9/25/11

### MOST FREE THROWS MADE

4-Game Series:	27	Tamika Catchings	Indiana, 2012
3-Game Series:	31	Angel McCoughtry	Atlanta, 2011
2-Game Series:	13	Diana Taurasi	Phoenix, 2013
Game:	16	Angel McCoughtry	Atlanta @ Minnesota, 10/5/11

### MOST FREE THROWS ATTEMPTED

4-Game Series:	28	Tamika Catchings	Indiana, 2012
3-Game Series:	39	Angel McCoughtry	Atlanta, 2011
2-Game Series:	13	Diana Taurasi	Phoenix, 2013
Game:	21	Angel McCoughtry	Atlanta @ Minnesota, 10/5/11

### HIGHEST FREE THROW PERCENTAGE

4-Game Series:	1.000	(18-18) Shavonte Zellous	Indiana, 2012
3-Game Series:	1.000	(13-13) Tamecka Dixon	Los Angeles, 2003
2-Game Series:	1.000	(13-13) Diana Taurasi	Phoenix, 2013
Game:	1.000	(9-9) Tamika Catchings	@ Indiana, 10/21/12

### MOST REBOUNDS

4-Game Series:	48	Erlana Larkins	Indiana, 2012
3-Game Series:	25	Érika de Souza	Atlanta, 2011;
		Érika de Souza	Atlanta, 2013
2-Game Series:	26	Candace Parker	Los Angeles, 2012
Game:	15	Most recently: Erlana Larkins	@ Indiana, 10/19/12

### MOST OFFENSIVE REBOUNDS

4-Game Series:	22	Erlana Larkins	Indiana, 2012
3-Game Series:	10	Érika de Souza	Atlanta, 2011
2-Game Series:	8	Danielle Adams	San Antonio, 2014
Game:	8	Érika de Souza	@ Atlanta, 10/7/11;
		Erlana Larkins	@ Indiana, 10/19/12

### MOST DEFENSIVE REBOUNDS

4-Game Series:	26	Erlana Larkins	Indiana, 2012
3-Game Series:	20	Érika de Souza	Atlanta, 2013
2-Game Series:	19	Candace Parker	Los Angeles, 2012
Game:	11	Lauren Jackson	@ Seattle, 9/30/12 (20T)

### MOST ASSISTS

4-Game Series:	15	Briann January	Indiana, 2012
3-Game Series:	21	Sue Bird	Seattle, 2012
2-Game Series:	12	Sheri Sam	Seattle, 2004;
		Danielle Robinson	San Antonio, 2014
Game:	11	Sue Bird	Seattle @ Minnesota, 10/2/12

### MOST BLOCKED SHOTS

4-Game Series:	9	Tamika Catchings	Indiana, 2012
3-Game Series:	9	Lisa Leslie	Los Angeles, 2003
2-Game Series:	5	Janell Burse	Seattle, 2004;
		Candace Parker	Los Angeles, 2012
Game:	5	Lisa Leslie	@ Los Angeles, 9/1/03

### MOST STEALS

4-Game Series:	8	Tamika Catchings	Indiana, 2012
3-Game Series:	9	Angel McCoughtry	Atlanta, 2011
2-Game Series:	5	Janell Burse	Seattle, 2004
Game:	6	Tamecka Dixon	@ Los Angeles, 8/30/03

### MOST TURNOVERS

4-Game Series:	13	Briann January	Indiana, 2012
3-Game Series:	12	Mwadi Mabika	Los Angeles, 2003;
		Angel McCoughtry	Atlanta, 2013;
		Diana Taurasi	Phoenix, 2014
2-Game Series:	9	Diana Taurasi	Phoenix, 2013
Game:	7	Mwadi Mabika	Los Angeles @ Minnesota, 8/28/03;
		Tamika Catchings	Indiana @ Minnesota, 10/17/12

### MOST MINUTES PLAYED

4-Game Series:	143	Briann January	Indiana, 2012
3-Game Series:	118	Mwadi Mabika	Los Angeles, 2003
2-Game Series:	74	Candace Parker	Los Angeles, 2012
Game:	43:22	Katie Smith	@ Seattle, 9/30/12 (20T)





## OPPONENT TEAM PLAYOFF RECORDS

### MOST POINTS

Game:	96	@ Phoenix	9/2/14
Half:	58	Atlanta @ Minnesota (1st)	10/5/11
Quarter:	31	San Antonio @ Minnesota (4th)	8/21/14
Overtime:	11	@ Seattle (2nd)	9/30/12

### MOST FIELD GOALS MADE

Game:	37	@ Phoenix	9/2/14
-------	----	-----------	--------

### MOST FIELD GOALS ATTEMPTED

Game:	78	@ Atlanta	10/7/11
-------	----	-----------	---------

### HIGHEST FIELD-GOAL PERCENTAGE

Game:	.587	(37-63) @ Phoenix	9/2/14
-------	------	-------------------	--------

### MOST THREE-POINT FIELD GOALS MADE

Game:	9	San Antonio @ Minnesota	9/16/11;
		@ Seattle	9/30/12 (2OT);
		@ Atlanta	10/10/13;
		@ San Antonio	8/23/14

### MOST THREE-POINT FIELD GOALS ATTEMPTED

Game:	25	San Antonio @ Minnesota	9/20/11
-------	----	-------------------------	---------

### HIGHEST THREE-POINT FIELD-GOAL PERCENTAGE

Game:	.529	(9-17) @ Atlanta	10/10/13;
		(9-17) @ San Antonio	8/23/14

### MOST FREE THROWS MADE

Game:	29	@ Indiana	10/21/12
-------	----	-----------	----------

### MOST FREE THROWS ATTEMPTED

Game:	32	Atlanta @ Minnesota	10/5/11
-------	----	---------------------	---------

### HIGHEST FREE THROW PERCENTAGE

Game:	1.000	(11-11) Los Angeles @ Minnesota	8/28/03
-------	-------	---------------------------------	---------

### MOST REBOUNDS

Game:	45	@ Phoenix	8/29/14
-------	----	-----------	---------

### MOST OFFENSIVE REBOUNDS

Game:	18	@ Los Angeles	10/7/12
-------	----	---------------	---------

### MOST DEFENSIVE REBOUNDS

Game:	33	@ Phoenix	9/29/13;
		@ Phoenix	8/29/14

### MOST ASSISTS

Game:	25	@ Los Angeles	9/1/03
-------	----	---------------	--------

### MOST BLOCKED SHOTS

Game:	8	@ Los Angeles	9/1/03
-------	---	---------------	--------

### MOST STEALS

Game:	15	@ Los Angeles	8/30/03
-------	----	---------------	---------

### MOST PERSONAL FOULS

Game:	33	Atlanta @ Minnesota	10/5/11
-------	----	---------------------	---------

### MOST TURNOVERS

Game:	24	Indiana @ Minnesota	10/17/12
-------	----	---------------------	----------

### FEWEST POINTS

Game:	55	@ Seattle	9/22/13
Half:	22	Phoenix @ Minnesota (1st)	9/26/13
Quarter:	6	@ Indiana (4th)	10/19/12;
		Phoenix @ Minnesota (2nd)	9/26/13
Overtime:	5	@ Seattle (1st)	9/30/12

### FEWEST FIELD GOALS MADE

Game:	23	@ Seattle	9/22/13
-------	----	-----------	---------

### FEWEST FIELD GOALS ATTEMPTED

Game:	52	Indiana @ Minnesota	10/17/12
-------	----	---------------------	----------

### LOWEST FIELD-GOAL PERCENTAGE

Game:	.312	(24-77) Atlanta @ Minnesota	10/6/13
-------	------	-----------------------------	---------

### FEWEST THREE-POINT FIELD GOALS MADE

Game:	0	Atlanta @ Minnesota	10/6/13
-------	---	---------------------	---------

### FEWEST THREE-POINT FIELD GOALS ATTEMPTED

Game:	7	@ Los Angeles	9/1/03
-------	---	---------------	--------

### LOWEST THREE-POINT FIELD-GOAL PERCENTAGE

Game:	.000	(0-15) Atlanta @ Minnesota	10/6/13
-------	------	----------------------------	---------

### FEWEST FREE THROWS MADE

Game:	5	@ Los Angeles	10/7/12
-------	---	---------------	---------

### FEWEST FREE THROWS ATTEMPTED

Game:	7	San Antonio @ Minnesota	9/16/11
-------	---	-------------------------	---------

### LOWEST FREE THROW PERCENTAGE

Game:	.500	(5-10) @ Los Angeles	10/7/12
-------	------	----------------------	---------

### FEWEST REBOUNDS

Game:	20	Indiana @ Minnesota	10/17/12
-------	----	---------------------	----------

### FEWEST OFFENSIVE REBOUNDS

Game:	2	Indiana @ Minnesota	10/17/12
-------	---	---------------------	----------

### FEWEST DEFENSIVE REBOUNDS

Game:	16	@ Los Angeles	8/30/03
-------	----	---------------	---------

### FEWEST ASSISTS

Game:	7	@ Seattle	9/22/13
-------	---	-----------	---------

### FEWEST BLOCKED SHOTS

Game:	0	@ Seattle	9/22/13;
		Atlanta @ Minnesota	10/8/13

### FEWEST STEALS

Game:	2	@ Phoenix	9/25/11;
		Seattle @ Minnesota	10/2/12

### FEWEST PERSONAL FOULS

Game:	11	Atlanta @ Minnesota	10/6/13
-------	----	---------------------	---------

### FEWEST TURNOVERS

Game:	8	Atlanta @ Minnesota	10/5/11
-------	---	---------------------	---------





## 2013 PLAYER POSTSEASON STATISTICS

PLAYER	G	GS	MIN	Field Goals			3-Point FG			Free Throws			Rebounds			AST	PF	DQ	STL	TO	BLK	PTS	AVG
				FG	FGA	PCT	FG	FGA	PCT	FT	FTA	PCT	OFF	DEF	TOT								
M.Moore	7	7	229	52	97	.536	12	29	.414	30	34	.882	13	24	37	20	17	0	11	10	3	146	20.9
Augustus	7	7	224	53	98	.541	3	9	.333	13	19	.684	1	26	27	10	7	0	8	12	5	122	17.4
Brunson	7	7	228	28	55	.509	0	0	---	18	26	.692	21	50	71	16	15	0	5	12	6	74	10.6
Whalen	7	7	205	25	61	.410	0	1	.000	18	28	.643	5	27	32	32	12	0	7	16	0	68	9.7
Wright	7	0	148	25	52	.481	2	9	.222	12	18	.667	4	14	18	10	15	0	6	11	1	64	9.1
McCarville	7	7	172	17	35	.486	1	2	.500	5	8	.625	9	28	37	25	17	0	8	20	8	40	5.7
Peters	7	0	115	13	24	.542	0	0	---	1	2	.500	7	17	24	7	17	0	8	7	8	27	3.9
Harris	5	0	15	2	6	.333	0	0	---	0	0	---	0	4	4	0	1	0	0	2	1	4	0.8
Jarry	5	0	16	0	4	.000	0	0	---	3	4	.750	1	3	4	0	1	0	1	4	0	3	0.6
Rodgers	5	0	11	1	4	.250	0	1	.000	1	2	.500	1	0	1	0	3	0	0	0	0	3	0.6
L.Moore	6	0	37	1	6	.167	0	2	.000	0	0	---	0	2	2	7	4	0	2	4	1	2	0.3
TEAM	7	-	1400	217	442	.491	18	53	.340	101	141	.716	62	195	257	127	109	0	56	101	33	553	79.0
OPPONENTS	7	-	1400	174	463	.376	24	111	.216	73	102	.716	57	160	217	90	132	2	58	107	18	445	63.6

PLAYER	Single-Game Highs							Average Per Game							Career Highs (C=Set, T=Tied This Season)						
	MIN	REB	AST	ST	TO	BL	PTS	MIN	REB	AST	STL	TO	BLK	PTS	FG	FGA	FT	FTA	REB	AST	PTS
M.Moore	37	8	6	3	3	1	27	32.7	5.3	2.9	1.57	1.4	0.43	20.9	12C	22C	9C	10C	10	6C	27C
Augustus	37	5	3	2	3	1	22	32.0	3.9	1.4	1.14	1.7	0.71	17.4	11	23	13	16	8	7	36
Brunson	37	14	4	3	7	2	18	32.5	10.1	2.3	0.71	1.7	0.86	10.6	10	15	7	8	16	4C	26
Whalen	33	6	7	2	7	0	20	29.3	4.6	4.6	1.00	2.3	0.00	9.7	10C	20	15	17	10	10	27
Wright	26	5	4	3	2	1	20	21.1	2.6	1.4	0.86	1.6	0.14	9.1	9C	14C	5	6	5C	4C	20C
McCarville	27	8	5	2	8	3	11	24.5	5.3	3.6	1.14	2.9	1.14	5.7	8	16	7	8	11	7	21
Peters	25	7	3	4	2	2	8	16.5	3.4	1.0	1.14	1.0	1.14	3.9	4C	6C	2	3	7C	3C	8C
Harris	5	2	0	0	1	1	2	3.0	0.8	0.0	0.00	0.4	0.20	0.8	4	6	1	2	4	1	9
Jarry	6	2	0	1	2	0	2	3.3	0.8	0.0	0.20	0.8	0.00	0.6	0C	2C	2C	2C	2C	0C	2C
Rodgers	4	1	0	0	0	0	2	2.3	0.2	0.0	0.00	0.0	0.00	0.6	1C	2C	1C	2C	1C	0C	2C
L.Moore	11	2	2	1	2	1	2	6.2	0.3	1.2	0.33	0.7	0.17	0.3	1C	2C	0C	0C	2C	2C	2C
TEAM	200	44	23	11	20	8	88	200.0	36.7	18.1	8.00	14.4	4.71	79.0	40	82	38	46	45	23C	103
OPPONENTS	200	43	18	12	19	5	77	200.0	31.0	12.9	8.29	15.3	2.57	63.6	35	78	29	32	43T	25	95



## 2013 WNBA FINALS VS. ATLANTA

Third round: Minnesota wins series, 3-0



### GAME ONE at Target Center - Sunday, Oct. 6

**Minnesota 84, Atlanta 59**

Maya Moore scored 23 points and Monica Wright added 20 off the bench as the Lynx opened the WNBA Finals with an 84-59 victory over Atlanta on Sunday night at Target Center. Minnesota never trailed, with Moore sinking a pair of 3-pointers to help build a 24-16 lead after one quarter. The Dream closed to within 29-23 on Aneika Henry's layup with 6:06 left in the second period, but the Lynx responded by scoring the game's next 15 points. Alex Bentley finally ended Atlanta's five-minute drought with a jumper in the closing moments, narrowing the halftime deficit to 44-25. Nine third-quarter points from Angel McCoughtry kept the Dream within reach before Minnesota finished the period with eight unanswered points -- highlighted by Wright's three-point play and a last-second trey from Seimone Augustus -- to stretch the margin to 68-43. The Lynx took their biggest lead of the night when Wright made it 78-47 with 5:14 remaining, and went on to register the third-largest winning margin in WNBA Finals history. Augustus contributed 19 points for Minnesota, while McCoughtry led the Dream with 17 points and Henry finished with 14 points and 14 rebounds.

Attendance -- 13,804 Time -- 1:53

	1	2	3	4	Final	Hi Scorer	Hi Reb	Hi Assist
Atlanta	16	9	18	16	59	McCoughtry, 17	Henry, 14	Herrington, 3
Minnesota	24	20	24	16	84	M.Moore, 23	Brunson, 8	Whalen, 5

### GAME TWO at Target Center - Tuesday, Oct. 8

**Minnesota 88, Atlanta 63**

Seimone Augustus' 20 points led five double-figure scorers and the Lynx set a WNBA Finals record by shooting 57 percent from the floor en route to an 88-63 victory over Atlanta on Tuesday night at Target Center. The Dream scored the game's first four points before Augustus sparked an 8-0 burst that put Minnesota in front to stay. The lead grew to 27-16 by quarter's end behind nine points from Lindsay Whalen, and Augustus made it 35-20 midway through the second period. Angel McCoughtry and Aneika Henry tallied seven in a row to get Atlanta within eight, but Janel McCarville beat the buzzer to rebuild the Lynx' advantage to 51-36 at halftime. Tiffany Hayes narrowed the gap to 10 with 4:13 left in the third before Minnesota countered with eight answered points and took a 68-52 lead into the fourth quarter. After baskets by Érika de Souza and McCoughtry pulled Atlanta to within 12 at the 7:10 mark, the Lynx put the game away with a 13-1 barrage. Whalen and Maya Moore had 14 points each for Minnesota while Rebekkah Brunson contributed 12 points and 10 rebounds. McCoughtry led the Dream with 15 points and Jasmine Thomas chipped in 11.

Attendance -- 12,313 Time -- 2:05

	1	2	3	4	Final	Hi Scorer	Hi Reb	Hi Assist
Atlanta	16	20	16	11	63	McCoughtry, 15	de Souza, 8	McCoughtry, 4
Minnesota	27	24	17	20	88	Augustus, 20	Brunson, 10	Whalen, 5

### GAME THREE at Gwinnett Center - Thursday, Oct. 10

**Minnesota 86, Atlanta 77**

Maya Moore scored 23 points and Rebekkah Brunson added 15 points and 12 rebounds as the Lynx completed a sweep of Atlanta, 86-77, on Oct. 10 at Gwinnett Arena to claim their second WNBA championship in three years. Minnesota never trailed, tallying the game's first six points and leading 25-17 after one quarter. However, the Dream narrowed the deficit to 34-32 on Angel McCoughtry's trey and remained within 40-37 at halftime following a three-point play by Alex Bentley in the closing seconds. Monica Wright capped a 9-0 blitz midway through the third period that gave the Lynx their biggest lead of the night at 60-44, but Atlanta whittled that to 10 by quarter's end and pulled to within 70-63 on a Bentley jumper with 7:07 remaining. Minnesota countered with a pair of Seimone Augustus jumpers and two layups from Wright to reestablish a 12-point cushion, and Moore's jumper at the 1:38 mark put the game out of reach at 84-73. Lindsay Whalen finished with 15 points and five assists for Minnesota. Tiffany Hayes led the Dream with 20 points, while Bentley netted 18 points and six assists, and Érika de Souza registered 12 points and 10 rebounds.

Attendance -- 5,040 Time -- 2:11

	1	2	3	4	Final	Hi Scorer	Hi Reb	Hi Assist
Minnesota	25	15	26	20	86	M.Moore, 23	Brunson, 12	Whalen, 6
Atlanta	17	20	19	21	77	Hayes, 20	de Souza, 6	Bentley, 6





2013 WNBA FINALS VS. ATLANTA

PLAYER STATISTICS VS. ATLANTA: 3-0																								
PLAYER	G	GS	MIN	Field Goals			3-Point FG			Free Throws			Rebounds			AST	PF	DQ	STL	TO	BLK	PTS	AVG	
				FG	FGA	PCT	FG	FGA	PCT	FT	FTA	PCT	OFF	DEF	TOT									
M.Moore	3	3	93	19	34	.559	5	9	.559	17	20	.850	4	14	18	8	7	0	2	4	1	60	20.0	
Augustus	3	3	93	24	41	.585	1	3	.333	4	5	.800	1	11	12	7	3	0	4	7	2	53	17.7	
Wright	3	0	71	15	27	.556	0	3	.000	5	6	.833	1	8	9	8	6	0	5	4	1	35	11.7	
Whalen	3	3	85	8	17	.471	0	0	---	16	23	.696	1	12	13	15	4	0	2	10	0	32	10.7	
Brunson	3	3	95	13	28	.464	0	0	---	5	7	.714	11	19	30	8	9	0	1	3	4	31	10.3	
McCarville	3	3	75	13	21	.619	1	2	.500	1	2	.500	3	13	16	12	6	0	4	15	2	28	9.3	
Peters	3	0	51	5	8	.625	0	0	---	1	2	.500	5	7	12	4	11	0	5	4	4	11	3.7	
Harris	3	0	8	1	5	.200	0	0	---	0	0	---	0	3	3	0	1	0	0	1	1	2	0.7	
Jarry	3	0	8	0	1	.000	0	0	---	2	2	1.000	0	3	3	0	1	0	1	2	0	2	0.7	
L.Moore	3	0	12	1	3	.333	0	0	---	0	0	---	0	0	0	3	0	0	0	1	0	2	0.7	
Rodgers	3	0	7	1	3	.333	0	0	---	0	0	---	0	0	0	0	2	0	0	0	0	2	0.7	
LYNX	3	-	600	100	188	.532	7	17	.412	51	67	.761	26	90	116	65	50	0	24	52	15	258	86.0	
DREAM	3	-	600	77	214	.360	12	42	.286	33	51	.647	28	58	86	39	59	1	30	44	8	199	66.3	



## 2013 CONFERENCE FINALS VS. PHOENIX

Second round: Minnesota wins series, 2-0



### GAME ONE at Target Center - Thursday, Sept. 26

Minnesota 85, Phoenix 62

Lindsay Whalen and Maya Moore scored 20 points apiece and Seimone Augustus added 18 as the Lynx opened the Western Conference Finals with an 85-62 victory over Phoenix on Thursday night at Target Center. Minnesota misfired on five of its first six shots before Whalen sparked a 9-for-11 spree that put them in front 24-16 after one quarter. Devereaux Peters capped a 6-0 start to the second that pushed the lead to 14, and the Lynx closed the half with nine straight points -- punctuated by Moore's last-second 3- pointer -- for a 45-22 advantage. The Mercury could get no closer than 22 in the second half, with another late basket from Moore sending Minnesota into the fourth quarter holding a 67-42 margin. After Brittney Griner began the final period with a jumper, the Lynx ran off the next eight points and took their largest lead of the night when Whalen made it 75-44 with 7:55 remaining. Whalen also led Minnesota with six rebounds and five assists, while Monica Wright collected 11 points as the Lynx set a franchise playoff record by holding Phoenix to 34 percent shooting. Diana Taurasi led the Mercury with 15 points and Griner had 13 points and six rebounds.

Attendance – 8,832 Time – 1:50

	1	2	3	4	Final	Hi Scorer	Hi Reb	Hi Assist
Seattle	15	21	12	16	64	Johnson, 14	Thompson, 8	Wright/Johnson, 4
Minnesota	16	24	22	18	80	Augustus, 19	Brunson, 9	M.Moore, 6

### GAME TWO at US Airways Center - Sunday, Sept. 29

Minnesota 72, Phoenix 65

Maya Moore scored 27 points and Seimone Augustus added 22 as the Lynx claimed their third straight Western Conference title with a 72-65 victory over Phoenix on Sept. 29 at US Airways Center. Candice Dupree's layup capped a 15-9 start for the Mercury, but Minnesota reeled off 11 unanswered points to pull ahead 28-21 on an Augustus jumper with 7:09 left in the second period. Diana Taurasi keyed a Phoenix rally that knotted the score at 29-29, but the Lynx countered with the next nine points and took a 38-35 lead into halftime. After the Mercury again pulled even on a pair of DeWanna Bonner free throws early in the third, Moore's jumper topped off a 7-0 response and Minnesota entered the fourth quarter holding a 53-45 edge. Moore then scored eight of the Lynx' first 10 points in the final period and Rebekkah Brunson gave Minnesota its largest lead at 69-56 with 3:01 to play. Three straight baskets by Taurasi brought Phoenix to within six and Dupree cut it to 69-65 with 42.8 seconds left before the Lynx sealed it with free throws. Brunson hauled in 14 rebounds for Minnesota, while Taurasi registered 21 points, nine rebounds and six assists for the Mercury.

Attendance – 3,457 Time – 1:55

	1	2	3	4	Final	Hi Scorer	Hi Reb	Hi Assist
Minnesota	20	8	14	16	58	M.Moore, 22	Brunson, 13	McCarville, 5
Seattle	16	12	11	16	55	Wright, 16	Thompson, 9	Three players, 2

### PLAYER STATISTICS VS. PHOENIX: 2-0

PLAYER	G	GS	MIN	Field Goals			3-Point FG			Free Throws			Rebounds				PF	DQ	STL	TO	BLK	PTS	AVG
				FG	FGA	PCT	FG	FGA	PCT	FT	FTA	PCT	OFF	DEF	TOT	AST							
M.Moore	2	2	64	20	36	.556	3	12	.250	4	5	.800	5	3	8	3	4	0	3	4	1	47	23.5
Augustus	2	2	62	15	26	.577	1	1	1.000	9	13	.692	0	10	10	1	3	0	3	1	2	40	20.0
Whalen	2	2	61	11	27	.407	0	0	---	1	3	.333	1	9	10	12	3	0	2	2	0	23	11.5
Wright	2	0	46	7	14	.500	1	3	.333	4	8	.500	2	2	4	1	3	0	1	4	0	19	9.5
Brunson	2	2	66	2	5	.400	0	0	---	6	8	.750	1	18	19	3	4	0	0	2	2	10	5.0
McCarville	2	2	48	2	6	.333	0	0	---	4	6	.667	1	8	9	6	6	0	3	1	3	8	4.0
Peters	2	0	32	3	7	.429	0	0	---	0	0	---	1	6	7	0	2	0	1	1	1	6	3.0
Harris	1	0	5	1	1	1.000	0	0	---	0	0	---	0	1	1	0	0	0	0	1	0	2	2.0
Jarry	1	0	6	0	2	.000	0	0	---	1	2	.500	1	0	1	0	0	0	0	2	0	1	1.0
Rodgers	1	0	2	0	1	.000	0	1	.000	1	2	.500	0	0	0	0	0	0	0	0	0	1	1.0
L.Moore	1	0	9	0	1	.000	0	1	.000	0	0	---	0	2	2	1	2	0	1	2	0	0	0.0
LYNX	2	-	400	61	126	.484	5	18	.278	30	47	.638	12	59	71	27	27	0	14	21	9	157	78.5
MERCURY	2	-	400	49	138	.355	4	39	.103	25	28	.893	21	55	76	28	39	1	13	32	6	127	63.5





## 2013 CONFERENCE SEMI-FINALS VS. SEATTLE

First round: Minnesota wins series, 2-0



### GAME ONE at Target Center - Friday, Sept. 20

#### Minnesota 80, Seattle 64

Seimone Augustus scored 19 points and Rebekkah Brunson added 18 points and nine rebounds as the Lynx pulled away in the second half for an 80-64 victory over Seattle on Friday night at Target Center. Camille Little's three-point play put the Storm on top 15-12 with 2:47 left in the opening quarter, but Minnesota scored the next eight -- capped by Brunson's putback early in the second -- and extended its lead to 28-19 on an Augustus basket at the 5:06 mark. However, 3-pointers from Alysha Clark and Tanisha Wright began Seattle's rally, and Temeka Johnson's last-second basket kept the Storm within 40-36 at halftime. Augustus capped a 6-0 burst that pushed Minnesota's lead to 10 midway through the third, before Monica Wright and Maya Moore drilled back-to-back treys in the closing minute to make it 62-48 entering the fourth. The Lynx then held Seattle to just one field goal in the next five minutes and took their biggest lead of the night at 80-58 on Wright's jumper with 2:18 remaining. Moore finished with 17 points and six assists for Minnesota, while Johnson led the Storm with 14 points, Wright added 13 and Clark chipped in a dozen off the bench.

Attendance – 8,832 Time – 1:50

	1	2	3	4	Final	Hi Scorer	Hi Reb	Hi Assist
Seattle	15	21	12	16	64	Johnson, 14	Thompson, 8	Wright/Johnson, 4
Minnesota	16	24	22	18	80	Augustus, 19	Brunson, 9	M.Moore, 6

### GAME TWO at Key Arena - Sunday, Sept. 22

#### Minnesota 58, Seattle 55

Maya Moore scored 22 points and Seimone Augustus drilled the go-ahead jumper with 25.1 seconds to play as the Lynx completed a sweep of its Western Conference Semifinal series vs. Seattle with a 58-55 victory on Sunday afternoon at the Tacoma Dome. Moore had 10 first-quarter points to help Minnesota build a 20-16 lead, but the Storm pulled ahead 28-24 late in the second before baskets from Moore and Janel McCarville enabled the Lynx to knot the score at halftime. Minnesota took its largest lead when Augustus made it 41-34 midway through the third period, and after Seattle whittled it to 42-39 on a last second jumper by Temeka Johnson, the Lynx extended their lead again to seven on an Augustus layup with 5:04 left. However, Tina Thompson capped a 6-0 rally to narrow the deficit to 51-50, and Thompson put the Storm on top 55-54 at the 1:20 mark. The teams traded turnovers before Augustus' game deciding jumper, and Rebekkah Brunson tacked on two free throws for the final margin. Brunson totaled 15 points and 13 rebounds for Minnesota, while Tanisha Wright led Seattle with 16 points and Thompson added 13 points and nine boards.

Attendance – 3,457 Time – 1:55

	1	2	3	4	Final	Hi Scorer	Hi Reb	Hi Assist
Minnesota	20	8	14	16	58	M.Moore, 22	Brunson, 13	McCarville, 5
Seattle	16	12	11	16	55	Wright, 16	Thompson, 9	Three players, 2

### PLAYER STATISTICS VS. SEATTLE: 2-0

PLAYER	G	GS	MIN	Field Goals			3-Point FG			Free Throws			Rebounds			AST	PF	DQ	STL	TO	BLK	PTS	AVG
				FG	FGA	PCT	FG	FGA	PCT	FT	FTA	PCT	OFF	DEF	TOT								
M.Moore	2	2	72	13	27	.481	4	8	.500	9	9	1.000	4	7	11	9	6	0	6	2	1	39	19.5
Brunson	2	2	67	13	22	.591	0	0	---	7	11	.636	9	13	22	5	2	0	4	7	0	33	16.5
Augustus	2	2	69	14	31	.452	1	5	.200	0	1	.000	0	5	5	2	1	0	1	4	1	29	14.5
Whalen	2	2	59	6	17	.353	0	1	.000	1	2	.500	3	6	9	5	5	0	3	4	0	13	6.5
Peters	2	0	32	5	9	.556	0	0	---	0	0	---	1	4	5	3	4	0	2	2	3	10	5.0
Wright	2	0	31	3	11	.273	1	3	.333	3	4	.750	1	4	5	1	6	0	0	3	0	10	5.0
McCarville	2	2	49	2	8	.250	0	0	---	0	0	---	5	7	12	7	5	0	1	4	3	4	2.0
Harris	1	0	2	0	0	---	0	0	---	0	0	---	0	0	0	0	0	0	0	0	0	0	0.0
Jarry	1	0	2	0	1	.000	0	0	---	0	0	---	0	0	0	0	0	0	0	0	0	0	0.0
L.Moore	2	0	16	0	22	.000	0	1	.000	0	0	---	0	0	0	3	2	0	1	1	1	0	0.0
Rodgers	1	0	2	0	0	---	0	0	---	0	0	---	1	0	1	0	1	0	0	0	0	0	0.0
LYNX	2	-	400	56	128	.438	6	18	.333	20	27	.741	24	46	70	35	32	0	18	28	9	138	69.0
STORM	2	-	400	48	111	.432	8	30	.267	15	23	.652	8	47	55	23	34	0	15	31	4	119	59.5





# 2012 PLAYER POSTSEASON STATISTICS

PLAYER	G	GS	MIN	Field Goals			3-Point FG			Free Throws			Rebounds			AST	PF	DQ	STL	TO	BLK	PTS	AVG
				FG	FGA	PCT	FG	FGA	PCT	FT	FTA	PCT	OFF	DEF	TOT								
Augustus	9	9	315	61	143	.427	10	34	.294	29	36	.806	6	39	45	19	5	0	14	14	3	161	17.9
Moore	9	9	303	51	119	.429	26	60	.433	21	23	.913	19	28	47	25	29	0	9	15	5	149	16.6
Whalen	9	9	278	45	103	.437	3	9	.333	27	31	.871	10	24	34	38	18	0	9	24	0	120	13.3
Brunson	9	9	303	44	90	.489	0	0	---	19	24	.792	35	52	87	11	29	0	7	19	13	107	11.9
McWilliams-Franklin	9	9	243	22	58	.379	0	0	---	9	13	.692	14	24	38	20	29	1	7	12	13	53	5.9
Wright	9	0	174	17	44	.386	2	7	.286	14	20	.700	6	15	21	10	27	1	14	11	2	50	5.6
Thorn	6	0	18	6	9	.667	3	5	.600	1	1	1.000	1	1	2	1	1	0	0	3	1	16	2.7
Harris	6	0	25	4	9	.444	1	4	.250	1	2	.500	1	3	4	0	1	0	0	2	0	10	1.7
Wiggins	9	0	126	4	25	.160	4	17	.235	2	2	1.000	1	8	9	10	11	0	5	10	0	14	1.6
Peters	9	0	62	5	12	.417	0	1	.000	2	3	.667	5	11	16	3	11	0	4	6	5	12	1.3
Adair	4	0	3	1	1	1.000	0	0	---	0	0	---	2	0	2	0	2	0	0	0	0	2	0.5
TEAM	9	-	1850	260	613	.424	49	137	.358	125	155	.806	100	205	305	137	163	2	69	122	42	694	77.1
OPPONENTS	9	-	1850	252	591	.426	57	171	.333	133	171	.778	90	204	294	146	160	1	62	128	36	694	77.1

PLAYER	Single-Game Highs							Average Per Game							Career Highs (C=Set, T=Tied This Season)						
	MIN	REB	AST	ST	TO	BL	PTS	MIN	REB	AST	STL	TO	BLK	PTS	FG	FGA	FT	FTA	REB	AST	PTS
Augustus	43	7	7	3	4	1	27	35.0	5.0	2.1	1.56	1.6	0.33	17.9	11T	23C	13	16	8	7T	36
Moore	44	10	5	2	4	1	23	33.7	5.2	2.8	1.00	1.7	0.56	16.6	8C	17C	7	8	10C	5T	23C
Whalen	42	6	8	2	4	0	22	30.9	3.8	4.2	1.00	2.7	0.00	13.3	9T	20	15	17	10	10	27
Brunson	39	15	3	2	4	4	22	33.7	9.7	1.2	0.78	2.1	1.44	11.9	10	15T	7	8T	16	3T	26
McWilliams-Frank	32	6	5	3	2	2	8	27.0	4.2	2.2	0.78	1.3	1.44	5.9	11	18	9	11	16	7	24
Wright	24	4	2	5	3	1	9	19.3	2.3	1.1	1.56	1.2	0.22	5.6	4C	10C	5C	6C	4C	2C	9C
Thorn	9	1	1	0	3	1	8	3.0	0.3	0.2	0.00	0.5	0.17	2.7	3T	5	3	4	5	3	8T
Harris	13	4	0	0	1	0	9	4.2	0.7	0.0	0.00	0.3	0.00	1.7	4C	6C	1C	2C	4C	1	9C
Wiggins	21	3	3	2	3	0	3	14.0	1.0	1.1	0.56	1.1	0.00	1.6	5	8	2T	2T	5	3C	14
Peters	15	5	2	3	2	3	4	6.9	1.8	0.3	0.44	0.7	0.56	1.3	1C	3C	2C	3C	5C	2C	4C
Adair	2	2	0	0	0	0	2	0.8	0.5	0.0	0.00	0.0	0.00	0.5	4	7	9	11	5	1	13
TEAM	200	44	23	11	20	8	88	200.0	36.7	18.1	8.00	14.4	4.71	79.0	40	82	38	46	45	23C	103
OPPONENTS	200	43	18	12	19	5	77	200.0	31.0	12.9	8.29	15.3	2.57	63.6	35	78	29	32	43T	25	95



## 2012 WNBA FINALS VS. INDIANA

Third round: Indiana wins series, 3-1



### GAME ONE at Target Center - Sunday, Oct. 14

Indiana 76, Minnesota 70

Tamika Catchings scored 20 points and Erlana Larkins added 16 points and 15 rebounds as Indiana opened the 2012 WNBA Finals with a 76-70 victory over the Lynx on Sunday night at Target Center. Catchings' 3-pointer capped a 14-7 start for the Fever, who went on to lead 25-20 after one quarter and took their biggest lead when Larkins made it 32-22 early in the second. Seimone Augustus helped rally Minnesota to within three by halftime and tallied seven points during an 11-2 burst that put the Lynx in front 54-50 with 4:25 to play in the third period. Trailing by two following a Lindsay Whalen basket early in the fourth, Jessica Davenport's three-point play ignited the game-deciding 14-2 surge that left the Fever on top by 10 with just over three minutes left. Minnesota misfired on 12 consecutive shots during the drought, finally ending when Maya Moore's 3-pointer narrowed the deficit to 72-67 with 1:20 to play. However, Catchings sealed the victory with four free throws as the Lynx suffered their first postseason home loss since 2004. Augustus finished with 23 points for Minnesota while Moore and Rebekkah Brunson both chipped in double-doubles.

Attendance – 14,322 Time – 2:02

	1	2	3	4	Final	Hi Scorer	Hi Reb	Hi Assist
Indiana	25	18	13	20	76	Catchings, 20	Larkins, 15	January, 6
Minnesota	20	20	18	12	70	Augustus, 23	Brunson/Moore, 10	Whalen, 4

### GAME TWO at Target Center - Wednesday, Oct. 17

Minnesota 83, Indiana 71

Seimone Augustus and Maya Moore combined to score 41 of their 50 points in the second half and the Lynx overcame an early 12-point deficit to turn back Indiana, 83-71, on Wednesday night at Target Center. The Fever held Minnesota scoreless for five minutes to build a seven-point lead after one quarter, and the margin swelled to 23-11 on Jeanette Pohlen's 3-pointer early in the second. Monica Wright sparked an 8-0 rally that helped the Lynx pull within two by halftime, but Indiana hiked its lead to 44-38 with a Briann January trey at the 6:37 mark of the third. Augustus scored Minnesota's next eight points and Moore's three-point play with 1:04 left put the Lynx on top to stay, and Augustus punctuated a 15-point quarter with a long-range strike in the closing seconds to make it 60-55. Lindsay Whalen and Augustus fueled an 11-0 fourth-quarter burst that pushed Minnesota's lead to 14, and Moore's 3-pointer with 1:33 remaining gave the Lynx their largest advantage of the night at 81-66. Augustus tallied 27 points and Moore added 23 for Minnesota, while Tamika Catchings topped the Fever with 27 points and eight rebounds, and Shavonte Zellous chipped in 16 points.

Attendance – 13,478 Time – 2:02

	1	2	3	4	Final	Hi Scorer	Hi Reb	Hi Assist
Indiana	18	15	22	16	71	Cathings, 27	Catchings, 8	Phillips, 4
Minnesota	11	20	29	23	83	Augustus, 27	Brunson, 7	Three Players, 4

### GAME THREE at Bankers Life Fieldhouse - Friday, Oct. 19

Indiana 76, Minnesota 59

Shavonte Zellous poured in 30 points and Erlana Larkins grabbed 15 rebounds as Indiana moved within one win of its first WNBA championship by steamrolling the Lynx, 76-59, on Friday night at Bankers Life Fieldhouse. Lindsay Whalen's 3-pointer put Minnesota on top 12-8, but the Fever scored the game's next 11 points and went on to lead 21-16 after one quarter. Indiana ripped off another string of 12 unanswered points midway through the second and went ahead 43-22 on a Zellous trey at the 1:46 mark. Maya Moore beat the halftime buzzer to get the Lynx within 18, but after Taj McWilliams-Franklin's layup opened the third-quarter scoring, the Fever held Minnesota without a basket for the next nine minutes. A long-range strike by Erin Phillips with 4:39 remaining capped a 16-0 blitz that doubled Indiana's lead to 61-29, and the margin crested at 37 when Karima Christmas made it 70-33 with 1:58 to play. The Lynx countered with the next 16, limiting Indiana to one field goal in the fourth quarter to whittle the final margin to 17. Tamika Catchings netted 17 points and Phillips had 13 for the Fever, while Rebekkah Brunson's 12 points and nine rebounds led Minnesota.

Attendance – 18,165 Time – 1:59

	1	2	3	4	Final	Hi Scorer	Hi Reb	Hi Assist
Minnesota	16	11	11	21	59	Brunson, 12	Brunson, 9	Wiggins, 3
Indiana	21	24	25	6	76	Zellous, 30	Larkins, 15	Davenport, 4





# 2012 WNBA FINALS VS. INDIANA

## GAME FOUR at Bankers Life Fieldhouse - Sunday, Oct. 21

### Indiana 87, Minnesota 78

Tamika Catchings tallied 25 points and eight assists to lift Indiana to its first-ever WNBA championship with an 87-78 victory over the Lynx on Oct. 21 at Bankers Life Fieldhouse. The Fever sank seven of their first 10 shots in jumping to a an 18-9 lead. Trailing by seven after one quarter, Minnesota closed to within 35-34 behind eight straight points from Lindsay Whalen, and knotted the score on three separate occasions before baskets by Erin Phillips and Briann January restored a 47-42 advantage for Indiana at halftime. Catchings gave the Fever their largest lead of the night at 56-46 early in the third period, the Lynx held Indiana scoreless for the next five minutes and pulled even on Maya Moore's layup at the 2:40 mark. Catchings ended the drought with a 3-pointer that put the Fever on top to stay, and Minnesota came up empty on five straight possessions midway through the fourth quarter while Indiana's lead grew to 75-67 following a Shavonte Zellous trey with 4:59 remaining. Phillips totaled 18 points and January and Zellous added 15 apiece for the Fever. Whalen led Minnesota with 22 points and eight assists, and Moore chipped in 16 points.

### Attendance – 15,213 Time – 2:13

	1	2	3	4	Final	Hi Scorer	Hi Reb	Hi Assist
Minnesota	18	24	16	20	78	Whalen, 22	Augustus, 7	Whalen, 8
Indiana	25	22	16	24	87	Catchings, 25	Larkins, 13	Catchings, 8

### PLAYER STATISTICS VS. INDIANA: 1-3

PLAYER	G	GS	MIN	Field Goals			3-Point FG			Free Throws			Rebounds			AST	PF	DQ	STL	TO	BLK	PTS	AVG
				FG	FGA	PCT	FG	FGA	PCT	FT	FTA	PCT	OFF	DEF	TOT								
Augustus	4	4	130	25	68	.368	5	17	.294	9	12	.750	3	18	21	5	1	0	5	6	1	64	16.0
Moore	4	4	125	20	51	.392	10	26	.385	11	12	.917	12	7	19	9	16	0	3	10	2	61	15.3
Whalen	4	4	120	21	40	.525	3	6	.500	10	12	.833	5	13	18	16	8	0	3	12	0	55	13.8
Brunson	4	4	131	16	40	.400	0	0	---	5	7	.714	15	17	32	5	10	0	2	6	8	37	9.3
Thorn	2	0	11	5	7	.714	2	3	.667	1	1	1.000	1	1	2	0	1	0	0	3	1	13	6.5
McWilliams-Franklin	4	4	111	10	26	.385	0	0	---	4	4	1.000	10	6	16	6	14	1	3	6	7	24	6.0
Wright	4	0	77	6	17	.353	0	2	.000	5	8	.625	1	7	8	3	17	1	6	6	0	17	4.3
Peters	4	0	36	4	9	.444	0	1	.000	2	3	.667	3	9	12	2	7	0	3	4	4	10	2.5
Wiggins	4	0	49	2	9	.222	2	7	.286	0	0	---	1	4	5	4	5	0	3	5	0	6	1.5
Adair	2	0	2	1	1	1.000	0	0	---	0	0	---	2	0	2	0	1	0	0	0	0	2	1.0
Harris	3	0	7	0	2	.000	0	1	.000	1	2	.500	0	0	0	0	0	0	0	1	0	1	0.3
LYNX	4	-	800	110	270	.407	22	63	.349	48	61	.787	53	82	135	50	80	2	28	63	23	290	72.5
FEVER	4	-	800	106	256	.414	26	80	.325	72	78	.923	41	87	128	56	69	0	28	56	20	310	77.5



## 2012 CONFERENCE FINALS VS. LOS ANGELES

Second round: Minnesota wins series, 2-0



### GAME ONE at Target Center - Thursday, Oct. 4

#### Minnesota 94, Los Angeles 77

Maya Moore scored 20 points and Rebekkah Brunson added 14 points and 10 rebounds as the Lynx began the Western Conference Finals with a 94-77 victory over Los Angeles on Thursday night at Target Center. Nine unanswered points put the Sparks on top 15-10 midway through the first quarter, but Minnesota outscored L.A. 36-11 over the next 12 minutes and took a 48-31 lead into halftime when Lindsay Whalen's putback beat the buzzer. Taj McWilliams-Franklin capped a 9-0 spurt to provide the Lynx with their largest lead of the night at 57-33 with 5:57 left in the third period. However, Candace Parker reeled off 12 points in a four-minute stretch to help the Sparks chip the deficit down to 13 entering the fourth. Alana Beard brought Los Angeles to within 71-61 with just over six minutes remaining, but Minnesota scored on its next eight possessions -- including four jumpers by Moore -- to derail the Sparks' comeback bid and extend the Lynx' playoff home winning streak to eight games. Seimone Augustus had 16 points and seven assists for Minnesota, while Parker topped Los Angeles with 25 points, 11 rebounds and four assists, and Beard finished with 16 points.

Attendance – 8,513 Time – 1:56

	1	2	3	4	Final	Hi Scorer	Hi Reb	Hi Assist
Los Angeles	15	16	22	24	77	Parker, 25	Parker, 11	Parker, 4
Minnesota	16	32	18	28	94	Moore, 20	Brunson, 10	Augustus, 7

### GAME TWO at STAPLES Center - Sunday, Oct. 7

#### Minnesota 80, Los Angeles 79

Seimone Augustus tallied 21 points, Maya Moore added 20 and Monica Wright sank the go-ahead 3-pointer as the Lynx completed a sweep of their Western Conference Finals series with a narrow 80-79 win over Los Angeles on Sunday afternoon at Staples Center. Minnesota went in front by eight after one quarter and took its biggest lead when Moore made it 29-17 early in the second. However, Candace Parker keyed a comeback that closed the Sparks' deficit to 40-39 by halftime. Trailing 50-45 midway through the third period, L.A. ran off 17 unanswered points over the next five minutes and extended its lead to 65-52 on a Parker trey with 46 seconds left in the quarter. Lindsay Whalen and Moore scored to pull the Lynx within eight heading into the fourth, and Rebekkah Brunson's tip-in gave Minnesota a 77-74 lead with 3:49 to play. Parker beat the shot clock buzzer with a 30-foot heave to put the Sparks back on top 79-77, but Wright countered on the next possession and the Lynx held on as Alana Beard misfired as time ran out. Whalen added 17 points for Minnesota, while Parker exploded for 33 points, 15 rebounds, five assists and four blocks for Los Angeles.

Attendance – 15,213 Time – 2:13

	1	2	3	4	Final	Hi Scorer	Hi Reb	Hi Assist
Minnesota	25	15	17	23	80	Augustus, 21	Brunson, 10	McWilliams-Franklin/Whalen, 5
Los Angeles	17	22	26	14	79	Parker, 33	Parker, 15	Beard, 7

### PLAYER STATISTICS VS. LOS ANGELES: 2-0

PLAYER	G	GS	MIN	Field Goals			3-Point FG			Free Throws			Rebounds				PF	DQ	STL	TO	BLK	PTS	AVG
				FG	FGA	PCT	FG	FGA	PCT	FT	FTA	PCT	OFF	DEF	TOT	AST							
Moore	2	2	65	14	26	.538	8	15	.533	4	4	1.000	1	8	9	6	4	0	3	3	1	40	20.0
Augustus	2	2	69	15	29	.517	3	10	.300	4	5	.800	1	6	7	10	1	0	3	2	0	37	18.5
Whalen	2	2	60	14	26	.538	0	0	---	1	1	1.000	3	1	4	8	1	0	3	4	0	29	14.5
Brunson	2	2	59	8	17	.471	0	0	---	4	4	1.000	10	10	20	4	8	0	1	3	1	20	10.0
Wright	2	0	42	7	17	.412	2	3	.667	1	2	.500	4	1	5	4	3	0	3	1	0	17	8.5
McWilliams-Franklin	2	2	51	7	16	.438	0	0	---	0	0	---	2	6	8	6	6	0	2	3	3	14	7.0
Harris	2	0	18	4	7	.571	1	3	.333	0	0	---	1	3	4	0	1	0	0	1	0	9	4.5
Thorn	2	0	3	1	2	.500	1	2	.500	0	0	---	0	0	0	0	0	0	0	0	0	3	1.5
Wiggins	2	0	24	1	8	.125	1	6	.167	0	0	---	0	2	2	3	4	0	2	3	0	3	1.5
Peters	2	0	8	1	2	.500	0	0	---	0	0	---	1	0	1	1	4	0	0	1	0	2	1.0
Adair	1	0	1	0	0	---	0	0	---	0	0	---	0	0	0	0	0	0	0	0	0	0	0.0
LYNX	2	-	400	72	150	.480	16	39	.410	14	16	.875	23	37	60	42	32	0	17	22	5	174	87.0
SPARKS	2	-	400	63	133	.474	9	30	.300	21	33	.636	22	42	64	32	25	0	12	31	8	156	78.0





## 2012 CONFERENCE SEMI-FINALS VS. SEATTLE

First round: Minnesota wins series, 2-1



### GAME ONE at Target Center - Friday, Sept. 28

Minnesota 78, Seattle 70

Lindsay Whalen totaled 20 points and six assists, and the Lynx fended off a late Seattle rally to notch a 78-70 series-opening win on Friday night at Target Center. Minnesota never trailed, jumping to a 9-1 lead as the Storm missed their first eight shots. After Seattle drew even late in the first quarter, Maya Moore's 3-pointer at the buzzer made it 18-15. Seimone Augustus hiked the lead to 10 in the second before last-minute baskets from Shekinna Stricklen and Lauren Jackson cut the Storm's halftime deficit to 33-27. Minnesota scored the first six after intermission, and its lead peaked at 57-40 following a Candice Wiggins trey with 2:38 left in the third period. However, Katie Smith and Tina Thompson countered with back-to-back 3-pointers to help narrow the margin to 60-51 entering the fourth. Tanisha Wright sparked Seattle's final comeback bid that saw the Lynx' cushion shrink to six on three occasions, but jumpers by Moore and Augustus in the final two minutes kept the Storm at bay. Augustus finished with 19 points for Minnesota while Moore added 16 and Rebekkah Brunson collected 12 points and 11 rebounds. Stricklen's 13 points and seven rebounds topped Seattle.

Attendance – 9,213 Time – 2:10

	1	2	3	4	Final	Hi Scorer	Hi Reb	Hi Assist
Seattle	15	12	24	19	70	Stricklen, 13	Stricklen/Thompson, 7	Wright, 7
Minnesota	18	15	27	18	78	Whalen, 20	Brunson, 11	Whalen, 6

### GAME TWO at Key Arena - Sunday, Sept. 30

Seattle 86, Minnesota 79

Sue Bird scored 22 points, including a pair of 3-pointers in the second overtime, as Seattle rallied for an 86-79 victory over the Lynx on Sunday night at KeyArena. Trailing 18-15 late in the first quarter, Minnesota reeled off 16 unanswered points and took its biggest lead of the contest when Seimone Augustus' jumper made it 31-18 with 7:09 left in the half. Bird and Tanisha Wright fueled a Seattle comeback that narrowed the gap to 37-36 by halftime, but the Lynx scored the first seven points of the third period to regain control. Trailing by six to begin the fourth, the Storm edged ahead briefly on Camille Little's basket at the 3:10 mark, then after six in a row by Minnesota, Lauren Jackson drilled a 3-pointer with 1.1 seconds left to force OT. Wright duplicated that effort with a late tying trey in the first extra session, and the Lynx misfired on their final possession to leave the score tied at 75-75. Thompson began the second extra session with a long-range strike and Seattle never trailed, sealing it on Bird's 3-pointer with 42.2 seconds left. Wright had 18 points and Jackson grabbed 14 rebounds for the Storm, while Rebekkah Brunson led Minnesota with 22 points and 15 boards.

Attendance – 8,479 Time – 2:45

	1	2	3	4	OT	2OT	Final	Hi Scorer	Hi Reb	Hi Assist
Minnesota	27	10	22	11	5	4	79	Brunson, 22	Brunson, 15	Whalen, 5
Seattle	18	18	17	17	5	11	86	Bird, 22	Jackson, 14	Bird/Wright, 7

### GAME THREE at Target Center - Tuesday, Oct. 2

Minnesota 73, Seattle 72

Seimone Augustus scored 21 points and Rebekkah Brunson added 10 of her 16 points in the fourth quarter as the Lynx held on for a series-clinching 73-72 win over Seattle on Tuesday night at Target Center. After spotting the Storm an 8-2 lead, Minnesota erupted for a 20-4 burst fueled by 10 points from Maya Moore. Seattle held the Lynx to just two baskets during a second quarter that saw the lead change hands six times and ended with Minnesota clinging to a 36-35 halftime edge. The Lynx never trailed after intermission, riding a 12-point third quarter from Augustus to remain in front 56-52 entering the fourth. Katie Smith's 3-pointer brought Seattle to within one before Lauren Jackson tied it at 60-60 with her own long-range strike. A putback from Brunson at the 6:02 mark gave Minnesota the lead for good, but the margin never exceeded five points down the stretch and Sue Bird's trey pulled Seattle to within 73-72 with 35 seconds left. However, following a defensive stop, Jackson's game-winning attempt misfired at the buzzer. Moore finished with 20 points for Minnesota, while Bird paced the Storm with 19 points and 11 assists and Camille Little added 17 points.

Attendance – 8,023 Time – 1:58

	1	2	3	4	Final	Hi Scorer	Hi Reb	Hi Assist
Seattle	14	21	17	20	72	Bird, 19	Jackson, 6	Bird, 11
Minnesota	22	14	20	17	73	Augustus, 21	Brunson, 9	McWilliams-Franklin, 4





# 2012 CONFERENCE SEMI-FINALS VS. SEATTLE

PLAYER STATISTICS VS. SEATTLE: 2-1																								
PLAYER	G	GS	MIN	Field Goals			3-Point FG			Free Throws			Rebounds			AST	PF	DQ	STL	TO	BLK	PTS	AVG	
				FG	FGA	PCT	FG	FGA	PCT	FT	FTA	PCT	OFF	DEF	TOT									
Augustus	3	3	116	21	46	.457	2	7	.286	16	19	.842	2	15	17	4	3	0	6	6	2	60	20.0	
Brunson	3	3	114	20	33	.606	0	0	---	10	13	.769	10	25	35	2	11	0	4	10	4	50	16.7	
Moore	3	3	112	17	42	.405	8	19	.421	6	7	.857	6	13	19	10	9	0	3	2	2	48	16.0	
Whalen	3	3	98	10	37	.270	0	3	.000	16	18	.889	2	10	12	14	9	0	3	8	0	36	12.0	
Wright	3	0	55	4	10	.400	0	2	.000	8	10	.800	1	7	8	3	7	0	5	4	2	16	5.3	
McWilliams-Franklin	3	3	81	5	16	.313	0	0	---	5	9	.556	2	12	14	8	9	0	2	3	3	15	5.0	
Wiggins	3	0	53	1	8	.125	1	4	.250	2	2	1.000	0	2	2	3	2	0	0	2	0	5	1.7	
Adair	1	0	0	0	0	---	0	0	---	0	0	---	0	0	0	0	1	0	0	0	0	0	0.0	
Harris	1	0	0	0	0	---	0	0	---	0	0	---	0	0	0	0	0	0	0	0	0	0	0.0	
Peters	3	0	18	0	1	.000	0	0	---	0	0	---	1	2	3	0	0	0	1	1	1	0	0.0	
Thorn	2	0	3	0	0	---	0	0	---	0	0	---	0	0	0	1	0	0	0	0	0	0	0.0	
LYNX	3	-	650	78	193	.404	11	35	.314	63	78	.808	24	86	110	45	51	0	24	37	14	230	76.7	
STORM	3	-	650	83	202	.411	22	61	.361	40	60	.667	27	75	102	58	66	1	22	41	8	228	76.0	



## 2011 PLAYER POSTSEASON STATISTICS

PLAYER	G	GS	MIN	Field Goals			3-Point FG			Free Throws			Rebounds			AST	PF	DQ	STL	TO	BLK	PTS	AVG
				FG	FGA	PCT	FG	FGA	PCT	FT	FTA	PCT	OFF	DEF	TOT								
Augustus	8	8	264	69	131	.527	7	16	.438	31	35	.886	4	32	36	30	12	0	7	13	5	176	22.0
Moore	8	8	223	38	83	.458	14	35	.400	20	29	.690	19	28	47	18	26	1	8	15	5	110	13.8
Whalen	8	8	256	38	82	.463	2	7	.286	18	22	.818	8	21	29	30	23	0	12	20	4	96	12.0
Brunson	8	8	245	35	74	.473	0	0	---	25	32	.781	27	59	86	12	20	0	7	13	5	95	11.9
McWilliams-Frank	8	8	242	30	66	.455	0	1	.000	25	30	.833	10	32	42	26	22	0	4	18	10	85	10.6
Adair	8	0	98	15	32	.469	0	0	---	16	24	.667	13	16	29	2	16	0	5	12	5	46	5.8
Wiggins	8	0	128	10	29	.345	8	23	.348	4	6	.667	1	12	13	10	12	0	2	9	1	32	4.0
Houston	2	0	12	3	8	.375	0	1	.000	0	0	---	2	2	4	1	2	0	1	0	1	6	3.0
Hornbuckle	4	0	15	3	5	.600	0	1	.000	5	5	1.000	3	2	5	5	1	0	0	1	2	11	2.8
Wright	8	0	85	9	25	.360	1	4	.250	1	3	.333	3	7	10	5	12	0	6	6	2	20	2.5
Harris	6	0	31	4	10	.400	1	1	1.000	0	0	---	1	6	7	1	1	0	1	0	0	9	1.5
TEAM	8	-	1600	254	545	.466	33	89	.371	145	186	.780	91	217	308	140	147	1	53	110	40	686	85.8
OPPONENTS	8	-	1600	225	561	.401	46	136	.338	109	145	.752	68	176	244	127	150	1	65	95	31	605	75.6





## 2011 WNBA FINALS VS. ATLANTA

Third round: Minnesota wins series, 3-0



### GAME ONE at Target Center - Sunday, Oct. 2

**Minnesota 88, Atlanta 74**

Rebekkah Brunson tallied 26 points and 11 rebounds, and the Lynx withstood a 33-point barrage from Angel McCoughtry to notch an 88-74 victory in Sunday night's WNBA Finals opener at Target Center. Iziane Castro Marques and Lindsey Harding helped stake the Dream to an 18-14 lead after one quarter, and Alison Bales extended that to 29-17 with 6:22 left in the second. However, Seimone Augustus had seven points during a 9-2 rally that helped Minnesota narrow the gap to 39-36 by halftime, and Maya Moore's layup knotted the score at 42-42 early in the third period. McCoughtry scored the game's next seven points, only to see Brunson key a 9-0 counter. Lindsay Whalen opened the fourth with a three-point play, and the Lynx held Atlanta scoreless until Courtney Paris' layup at the 5:26 mark ended the game-turning 15-0 blitz. Augustus gave Minnesota its biggest lead at 77-64 with 5:09 to play and the Dream could get no closer than nine down the stretch. Augustus finished with 22 points and seven assists for the Lynx, with Whalen adding 15 points and six assists, and McWilliams-Franklin snaring 10 rebounds. Harding collected 20 points and five assists for Atlanta.

Attendance – 15,258 Time – 2:03

	1	2	Final	Hi Scorer	Hi Reb	Hi Assist
Atlanta	39	35	74	McCoughtry, 33	Bales, 9	Harding, 5
Minnesota	36	52	88	Brunson, 26	Brunson, 11	Augustus, 7

### GAME TWO at Target Center - Wednesday, Oct. 5

**Minnesota 101, Atlanta 95**

Seimone Augustus scored 15 of her 36 points in the fourth quarter to help the Lynx overcome a 10-point deficit and slip past Atlanta, 101-95, on Wednesday night at Target Center. Lindsey Harding capped a 13-2 uprising to give the Dream a 32-22 lead early in the second, but Minnesota pulled even when Augustus' three-point play made it 36-36 at the 6:12 mark. Angel McCoughtry's 3-pointer as time expired topped off a 24-point half and rebuilt Atlanta's lead to 58-50. Minnesota held the Dream to 25 percent shooting in the third but could only shave three points off the deficit, heading into the fourth trailing 74-69. Amber Harris' trey put the Lynx on top with 6:55 remaining, but Sancho Lyttle's three-point play punctuated a 7-0 burst that left Atlanta in front 85-81 two minutes later. However, Augustus scored 10 points in the game-deciding 16-2 run, and Jessica Adair pushed the Lynx into triple digits in the closing seconds. Augustus pulled in eight rebounds while Adair and Lindsay Whalen scored 13 points apiece for Minnesota. The Dream were led by McCoughtry's 38 points, with Harding contributing 16 points and seven assists, and Érika de Souza hauling down 10 rebounds.

Attendance – 15,124 Time – 2:25

	1	2	Final	Hi Scorer	Hi Reb	Hi Assist
Atlanta	58	37	95	McCoughtry, 38	de Souza, 10	Harding, 7
Minnesota	50	51	101	Augustus, 36	Augustus, 8	Whalen, 4

### GAME THREE at Philips Arena - Friday, Oct. 7

**Minnesota 73, Atlanta 67**

Seimone Augustus tallied 16 points, Maya Moore added 15 and the Lynx held Atlanta to 35 percent shooting to complete the sweep and claim their first WNBA championship with a 73-67 victory on Oct. 7 at Philips Arena. Érika de Souza collected eight points and seven rebounds to stake the Dream to a 20-17 lead after one period, but Moore and Candice Wiggins hit back-to-back 3-pointers to spark a 10-0 Minnesota rally early in the second. However, Atlanta forced nine Lynx turnovers in the quarter and reclaimed a 37-33 lead by halftime. Moore put Minnesota ahead to stay midway through the third period and Rebekkah Brunson beat the buzzer to give the Lynx a 52-45 cushion entering the fourth. The margin grew to eight following a Moore trey with 2:10 left, but two Armintie Price steals sparked a Dream comeback, with Iziane Castro Marques cashing in from long range to pull Atlanta to within 64-63. Minnesota held on by sinking nine free throws down the stretch, including four by Taj McWilliams-Franklin. Brunson totaled 13 points and nine rebounds for the Lynx, while Atlanta was led by Angel McCoughtry's 22 points and an 11-point, 15-rebound effort from de Souza.

Attendance – 11,543 Time – 2:13

	1	2	Final	Hi Scorer	Hi Reb	Hi Assist
Minnesota	33	40	73	Augustus, 16	Brunson, 9	Augustus/McWilliams, 4
Atlanta	37	30	67	McCoughtry, 22	de Souza, 15	Harding, 7





2011 WNBA FINALS VS. ATLANTA

PLAYER STATISTICS VS. ATLANTA: 3-0																								
PLAYER	G	GS	MIN	Field Goals			3-Point FG			Free Throws			Rebounds			AST	PF	DQ	STL	TO	BLK	PTS	AVG	
				FG	FGA	PCT	FG	FGA	PCT	FT	FTA	PCT	OFF	DEF	TOT									
Augustus	3	3	105	27	46	.587	3	4	.750	17	20	.850	1	16	17	14	6	0	1	6	2	74	24.7	
Brunson	3	3	100	18	34	.529	0	0	---	12	15	.800	7	18	25	7	8	0	3	8	3	48	16.0	
Whalen	3	3	101	13	31	.419	0	2	.000	9	11	.818	4	4	8	11	10	0	3	8	2	35	11.7	
Moore	3	3	79	11	24	.458	3	11	.273	9	12	.750	5	12	17	4	11	0	3	6	2	34	11.3	
McWilliams-Franklin	3	3	89	8	25	.320	0	1	.000	9	10	.900	3	16	19	9	5	0	4	7	5	25	8.3	
Adair	3	0	39	5	10	.500	0	0	---	12	15	.800	3	8	11	0	6	0	1	3	3	22	7.3	
Wiggins	3	0	46	3	13	.231	3	9	.333	2	4	.500	1	7	8	4	5	0	1	3	1	11	3.7	
Wright	3	0	31	4	11	.364	0	1	.000	0	1	.000	0	2	2	3	6	0	1	1	1	8	2.7	
Harris	2	0	9	2	3	.667	1	1	1.000	0	0	---	1	2	3	0	0	0	0	0	0	5	2.5	
LYNX	3		600	91	197	.462	10	29	.345	70	88	.795	25	85	110	52	57	0	17	42	19	262	87.3	
DREAM	3		600	89	229	.389	12	33	.364	46	64	.719	30	67	97	42	66	1	26	29	11	236	78.7	



## 2011 CONFERENCE FINALS VS. PHOENIX

Second round: Minnesota wins series, 2-0



### GAME ONE at Target Center - Thursday, Sept. 22

#### Minnesota 95, Phoenix 67

Seimone Augustus collected 21 points and seven assists as the Lynx opened the Western Conference Finals with a 95-67 victory over Phoenix on Thursday night at Target Center. Augustus' jumper capped a 15-3 start for Minnesota, and the lead grew to 28-11 after one quarter behind 13 points from Maya Moore. The Mercury rallied to within seven on a Marie Ferdinand-Harris 3-pointer with 2:15 to play before halftime, but Rebekkah Brunson's last-second basket rebuilt Minnesota's advantage to 47-36. Diana Taurasi scored the first five points of the third quarter and Phoenix remained with eight following Ferdinand-Harris' three-point play midway through the period. However, the Lynx closed with a 16-5 flurry, including a pair of Candice Wiggins treys, to take a 19-point lead into the fourth. The Mercury could get no closer after that, and Monica Wright's jumper pushed the lead to 30 in the closing moments. Moore finished with 15 points, Wiggins and Taj McWilliams-Franklin chipped in 14 apiece, and Brunson registered 13 points and 13 rebounds for Minnesota. Taurasi's 22 points led the Mercury, while DeWanna Bonner had 11 points, eight boards and three blocks.

Attendance – 8,912 Time – 2:01

	1	2	Final	Hi Scorer	Hi Reb	Hi Assist
Minnesota	47	48	95	Augustus, 21	Brunson, 13	Augustus, 7
Phoenix	36	31	67	Taurasi, 22	Bonner, 8	Johnson, 4

### GAME TWO at US Airways Arena - Sunday, Sept. 25

#### Minnesota 103, Phoenix 86

Taj McWilliams-Franklin contributed 21 points and seven assists, and Maya Moore scored 16 of her 21 points in the 2nd half as the Lynx pulled away from Phoenix, 103-86, on Sunday afternoon at US Airways Center to sweep its best-of-three Western Conference Finals series. Trailing 24-20 after one quarter, the Mercury opened the second with a 9-1 burst and took their biggest lead when Diana Taurasi made it 45-39. However, a pair of Lindsay Whalen jumpers drew Minnesota within two at intermission, and the Lynx went ahead to stay at 60-59 on Rebekkah Brunson's layup with 3:33 to play in the third period. The margin grew to five entering the fourth, and Jessica Adair capped a 7-0 uprising that made it 77-67 at the 6:49 mark. Treys by Temeka Johnson and Penny Taylor helped Phoenix stay within eight, until Moore converted a four-point play with 3:48 left to ignite a run of eight unanswered points that put the game out of reach. Whalen finished with 18 points and seven rebounds, and Seimone Augustus tallied 16 points for the Lynx. Taurasi and DeWanna Bonner scored 22 points apiece for the Mercury, while Candice Dupree chipped in 18 points and 11 boards.

Attendance – 8,617 Time – 1:55

	1	2	Final	Hi Scorer	Hi Reb	Hi Assist
Minnesota	43	60	103	McWilliams/Moore, 21	Brunson, 9	McWilliams-Franklin, 7
Phoenix	45	41	86	Bonner/Taurasi, 22	Dupree, 11	Johnson, 6

### PLAYER STATISTICS VS. PHOENIX: 2-0

PLAYER	G	GS	MIN	Field Goals			3-Point FG			Free Throws			Rebounds				PF	DQ	STL	TO	BLK	PTS	AVG
				FG	FGA	PCT	FG	FGA	PCT	FT	FTA	PCT	OFF	DEF	TOT	AST							
Augustus	2	2	62	14	30	.467	0	3	.000	9	10	.900	0	5	5	8	1	0	3	1	1	37	18.5
Moore	2	2	59	12	21	.571	8	11	.727	4	6	.667	5	9	14	6	5	0	3	3	1	36	18.0
McWilliams-Frank	2	2	66	12	22	.545	0	0	---	11	12	.917	6	3	9	11	5	0	0	3	1	35	17.5
Brunson	2	2	57	11	18	.611	0	0	---	3	3	1.000	6	16	22	3	6	0	2	2	2	25	12.5
Whalen	2	2	61	9	19	.474	1	2	.500	3	4	.750	0	10	10	8	7	0	1	5	0	22	11.0
Wiggins	2	0	43	6	11	.545	5	10	.500	2	2	1.000	0	3	3	3	1	0	0	2	0	19	9.5
Adair	2	0	21	6	10	.600	0	0	---	2	6	.333	5	3	8	0	5	0	2	4	0	14	7.0
Houston	1	0	9	2	5	.400	0	1	.000	0	0	---	0	2	2	1	2	0	0	0	1	4	4.0
Harris	1	0	4	1	2	.500	0	0	---	0	0	---	0	3	3	0	0	0	1	0	0	2	2.0
Hornbuckle	1	0	4	1	1	1.000	0	0	---	0	0	---	0	0	0	3	0	0	0	0	2	2	2.0
Wright	2	0	14	1	5	.200	0	1	.000	0	0	---	1	2	3	0	2	0	0	2	1	2	1.0
LYNX	2	-	400	75	144	.521	14	28	.500	34	43	.791	23	56	79	43	34	0	12	23	9	198	99.0
MERCURY	2	-	400	58	146	.397	11	40	.275	26	33	.788	20	43	63	30	38	0	12	25	7	153	76.5





## 2011 CONFERENCE SEMI-FINALS VS. SAN ANTONIO

First round: Minnesota wins series, 2-1



### GAME ONE at Target Center - Friday, Sept. 16

**Minnesota 66, San Antonio 65**

Lindsay Whalen tallied 20 points, five rebounds and five assists, and came up with the game-saving steal as the Lynx held off San Antonio for a 66-65 series-opening victory on Friday night at Target Center. The Silver Stars broke on top 14-6 following Danielle Robinson's jumper with 3:32 left in the first quarter. Minnesota took its first lead of the contest when a Seimone Augustus 3-pointer made it 26-25 midway through the second, but Jia Perkins keyed a 7-0 burst that pushed San Antonio in front 35-32 at halftime. The third period ended with the Lynx on top 53-51 courtesy of a late jumper by Augustus. Maya Moore stretched the lead to five with 5:23 remaining, but Danielle Adams' three-point play knotted the score at 62-62 and Becky Hammon's fast break 3-pointer gave the Silver Stars a 65-64 lead with 1:10 to play. Augustus answered on Minnesota's next possession, and the Lynx withstood four missed free throws before Whalen deflected a San Antonio inbound pass to Maya Moore as time expired. Augustus scored 19 points and Rebekkah Brunson grabbed 14 rebounds for Minnesota, while the Silver Stars received 16 points apiece from Hammon and Adams.

Attendance – 11,891 Time – 1:50

	1	2	Final	Hi Scorer	Hi Reb	Hi Assist
San Antonio	35	30	65	Adams/Hammon, 16	Young, 9	Young, 6
Minnesota	32	34	66	Whalen, 20	Brunson, 14	Whalen, 5

### GAME TWO at AT&T Center - Sunday, Sept. 18

**San Antonio 84, Minnesota 75**

Jia Perkins scored 24 points and Sophia Young tallied 17 of her 23 points in the second half as San Antonio evened its best-of-three series with the Lynx by notching an 84-75 victory on Sunday afternoon at the AT&T Center. The Silver Stars never trailed, grabbing an 18-14 lead after one quarter behind Perkins' eight points. After Maya Moore tied it at 20-20 early in the second, Perkins ignited an 11-0 San Antonio surge. Lindsay Whalen and Seimone Augustus combined to score Minnesota's next 16 points and help narrow the halftime deficit to 40-37, but after Augustus' jumper began the third-quarter scoring, the Silver Stars reeled off 13 unanswered points and took their biggest lead of the contest when Young made it 57-41 at the 4:44 mark. Trailing by 14 entering the fourth period, the Lynx used a 9-2 spurt to pull within 68-59 on Taj McWilliams-Franklin's basket with 7:17 left. However, Young countered to halt the rally, and Minnesota could get no closer until the final moments. Becky Hammon netted 18 points and six assists for San Antonio. Augustus' 24 points topped the Lynx, while Moore added 16 and Whalen 15, and Rebekkah Brunson pulled down 16 rebounds.

Attendance – 7,023 Time – 2:05

	1	2	Final	Hi Scorer	Hi Reb	Hi Assist
Minnesota	37	38	75	Augustus, 24	Brunson, 16	Whalen, 3
San Antonio	40	44	84	Perkins, 24	Adams/Perkins, 6	Hammon, 6

### GAME THREE at Target Center - Tuesday, Sept. 20

**Minnesota 85, San Antonio 67**

Seimone Augustus totaled 22 points and eight rebounds, and the Lynx used a 17-0 second-quarter uprising to roll past San Antonio, 85-67, on Tuesday night at Target Center. Minnesota spotted the Silver Stars a 12-4 start before Taj McWilliams-Franklin and Rebekkah Brunson fueled a 10-0 response. Tully Bevilacqua's 3-pointer opened the second quarter to put San Antonio on top 22-18, but a long-range strike from Maya Moore reclaimed the lead as Minnesota held the Silver Stars scoreless for over four minutes and Augustus' steal and layup capped the barrage to make it 35-22. San Antonio closed to within 44-36 at the half but couldn't whittle the margin further in the third quarter as Augustus and Brunson teamed up to score 15 points. Consecutive baskets from Monica Wright and McWilliams-Franklin bumped the Lynx' advantage to 71-56 early in the fourth period, and the margin remained in double figures the rest of the way. McWilliams-Franklin finished with 16 points and Brunson added 15 with nine rebounds for Minnesota, which won a playoff series for the first time in franchise history. Sophia Young led the Silver Stars with 17 points and Becky Hammon added 15.

Attendance – 8,734 Time – 1:57

	1	2	Final	Hi Scorer	Hi Reb	Hi Assist
San Antonio	36	31	67	Young, 17	Riley, 6	Hammon, 5
Minnesota	44	41	85	Augustus, 22	Brunson, 9	3 Tied, 4





## 2011 CONFERENCE SEMI-FINALS VS. SAN ANTONIO

### PLAYER STATISTICS VS. SAN ANTONIO: 2-1

PLAYER	G	GS	MIN	Field Goals			3-Point FG			Free Throws			Rebounds			AST	PF	DQ	STL	TO	BLK	PTS	AVG
				FG	FGA	PCT	FG	FGA	PCT	FT	FTA	PCT	OFF	DEF	TOT								
Augustus	3	3	98	28	55	.509	4	9	.444	5	5	1.000	3	11	14	8	5	0	3	6	2	65	21.7
Moore	3	3	84	15	38	.395	3	13	.231	7	11	.636	9	7	16	8	10	1	2	6	2	40	13.3
Whalen	3	3	95	16	32	.500	1	3	.333	6	7	.857	4	7	11	11	6	0	8	7	2	39	13.0
McWilliams-Franklin	3	3	87	10	19	.526	0	0	---	5	8	.625	1	13	14	6	12	0	0	8	4	25	8.3
Brunson	3	3	87	6	22	.273	0	0	---	10	14	.714	14	25	39	2	6	0	2	3	0	22	7.3
Adair	3	0	38	4	12	.333	0	0	---	2	3	.667	5	5	10	2	5	0	2	5	2	10	3.3
Wright	3	0	40	4	9	.444	1	2	.500	1	2	.500	2	3	5	2	4	0	5	3	0	1	3.3
Hornbuckle	3	0	11	2	4	.500	0	1	.000	5	5	1.000	3	2	5	2	1	0	0	1	0	9	3.0
Houston	1	0	3	1	3	.333	0	0	---	0	0	---	2	0	2	0	0	0	1	0	0	2	2.0
Harris	3	0	19	1	5	.200	0	0	---	0	0	---	0	1	1	1	1	0	0	0	0	2	0.7
Wiggins	3	0	39	1	5	.200	0	4	.000	0	0	---	0	2	2	3	6	0	1	4	0	2	0.7
<b>LYNX</b>	<b>3</b>	<b>-</b>	<b>600</b>	<b>88</b>	<b>204</b>	<b>.431</b>	<b>9</b>	<b>32</b>	<b>.281</b>	<b>41</b>	<b>55</b>	<b>.745</b>	<b>43</b>	<b>76</b>	<b>119</b>	<b>45</b>	<b>56</b>	<b>1</b>	<b>24</b>	<b>45</b>	<b>12</b>	<b>226</b>	<b>75.3</b>
<b>SILVER STARS</b>	<b>3</b>	<b>-</b>	<b>600</b>	<b>78</b>	<b>186</b>	<b>.419</b>	<b>23</b>	<b>63</b>	<b>.365</b>	<b>37</b>	<b>48</b>	<b>.771</b>	<b>18</b>	<b>66</b>	<b>84</b>	<b>55</b>	<b>46</b>	<b>0</b>	<b>27</b>	<b>41</b>	<b>13</b>	<b>216</b>	<b>72.0</b>





## 2004 PLAYOFFS VS. SEATTLE

First round: Seattle wins series, 2-0



### GAME ONE at Target Center - Saturday, Sept. 25

Seattle 70, Minnesota 58

Lauren Jackson and Sheri Sam combined to score 23 of their 25 points in the second half as Seattle handed the Lynx a 70-58 defeat in Game 1 of their WNBA Playoff series on Sept. 25 at Target Center. The Storm held Minnesota without a basket for the opening five minutes to grab an eight-point lead. Trailing 15-7 midway through the first half, the Lynx rattled off 13 unanswered points over a four-minute stretch. Amanda Lassiter fueled the outburst with three 3-pointers, but after Tamika Williams' layup made it 22-16, Seattle responded with a 12-0 run of its own. Minnesota committed turnovers on seven consecutive possessions, helping the Storm build a 32-24 halftime lead. Two Svetlana Abrosimova baskets cut Seattle's lead to four early in the second half, and the Lynx were within 40-35 before Jackson erupted for 10 points in a span of 3:30 that doubled the Storm's lead to 54-44. After Nicole Ohlde cut the lead to six, Seattle used an 11-4 spurt to grab its biggest lead of the night at 65-52 with 5:40 to play. Tully Bevilaqua's trey capped the run, and Minnesota could get no closer than nine the rest of the way as the Storm picked up the first playoff victory in franchise history. Jackson finished with 14 points, while Sam tallied 11 points, a playoff-career-high 10 rebounds and seven assists. Ohlde's 17 points and six assists led the Lynx, with Williams adding 16 points and eight rebounds, and Lassiter scoring nine points.

Attendance – 4,227 Time – 1:51

	1	2	Final	Hi Scorer	Hi Reb	Hi Assist
Seattle	32	38	70	Jackson 14	Sam 10	Sam 7
Minnesota	24	34	58	Ohlde 17	Williams 8	Ohlde 6

### GAME TWO at Key Arena - Monday, Sept. 27

Seattle 64, Minnesota 54

Lauren Jackson scored 18 points and Seattle advanced to the Western Conference finals with a 64-54 victory over the Lynx on Sept. 27, sweeping the best-of-three series. Nicole Ohlde's three-point play triggered a 7-0 spurt that gave Minnesota a 13-10 lead midway through the first half. The Storm, having lost Sue Bird earlier in the contest due to a broken nose, battled back in front when Alicia Thompson converted a three-point play at the 10:16 mark. The Lynx then used a pair of Stacey Lovelace-Tolbert jumpers to reclaim a four-point margin, but after Vanessa Hayden's layup put Minnesota in front 22-19, Seattle held the Lynx without a basket for more than five minutes and Jackson's basket helped the Storm build a 28-27 halftime edge. Down five early in the second half, Minnesota got nine points from Svetlana Abrosimova in a four-minute stretch to jump ahead 45-41. Seattle rallied to tie before Amber Jacobs struck from 3-point distance for a 48-45 Lynx lead with 9:47 to play, but Minnesota endured a seven-minute drought without a field goal as the Storm took control with a 14-1 run. A Janell Burse layup capped the uprising, which left Seattle ahead 59-49 with 2:51 to play. Abrosimova finally ended the scoring lull, but the Lynx did not threaten down the stretch in suffering their second straight first-round playoff ouster. Abrosimova led Minnesota with 14 points while Ohlde added 11 and Tamika Williams grabbed nine rebounds.

Attendance – 7,261 Time – 2:01

	1	2	Final	Hi Scorer	Hi Reb	Hi Assist
Minnesota	27	27	54	Abrosimova 14	Williams 9	Williams 4
Seattle	28	36	64	Jackson 18	Lennox 7	Sam 5

### PLAYER STATISTICS VS. SEATTLE: 0-2

PLAYER	G	GS	MIN	Field Goals		3-Point FG		Free Throws		Rebounds				AST	PF/DQ	STL	TO	BLK	PTS	AVG
				FGA	PCT	FGA	PCT	FTA	PCT	OFF	DEF	TOT								
Ohlde	2	2	74	11-23	.478	0-0	---	6-10	.600	4	6	10	9	5-0	1	6	0	28	14.0	
Williams	2	2	72	10-16	.625	0-2	.000	4-4	1.00	5	12	17	6	4-0	1	1	0	24	12.0	
Abrosimova	2	2	67	8-23	.348	2-8	.250	2-4	.500	3	6	9	3	7-0	1	3	2	20	10.0	
Lassiter	2	0	30	3-7	.429	3-6	.500	0-0	---	0	4	4	1	5-0	2	4	3	9	4.5	
Jacobs	2	0	36	3-5	.600	1-2	.500	1-2	.500	0	1	1	2	0-0	0	4	0	8	4.0	
Darling	2	2	44	2-9	.222	2-3	.667	1-2	.500	2	1	3	3	4-0	3	11	0	7	3.5	
Edwards	2	2	43	1-6	.167	1-5	.200	3-4	.750	1	4	5	2	5-0	3	4	1	6	3.0	
Lovelace-Tolbert	2	0	17	2-4	.500	0-1	.000	2-4	.500	1	2	3	1	0-0	0	1	1	6	3.0	
Hayden	2	0	16	2-7	.286	0-0	---	0-0	---	0	2	2	0	2-0	0	3	1	4	2.0	
Butts	1	0	1	0-0	---	0-0	---	0-0	---	0	0	0	0	1-0	0	2	0	0	0.0	
Lynx	2	-	400	42-100	.420	9-27	.333	19-30	.633	16	38	54	27	33-0	11	40	8	112	56.0	
Storm	2	-	400	55-125	.440	7-20	.350	17-25	.680	20	41	61	40	34-0	24	27	10	134	67.0	





## 2003 PLAYOFFS VS. LOS ANGELES

First round: Los Angeles wins series, 2-1



### GAME ONE at Target Center - Thursday, Aug. 28

#### Minnesota 74, Los Angeles 72

Tamika Williams' steal and layup with 7.4 seconds remaining capped a monumental comeback as the Lynx handed Los Angeles a 74-72 setback in Game 1 of the best-of-three WNBA Playoff series on Aug. 28 at Target Center. The Sparks stormed out to a 17-6 lead less than five minutes into the contest, hitting eight of their first nine shots. Lisa Leslie poured in 17 points in the first half, which ended with Los Angeles on top 49-32 after Tamecka Dixon's three-pointer in the closing seconds. A jumper by Dixon gave the Sparks a 21-point advantage early in the second half, but Katie Smith ignited a 9-0 burst that sliced Minnesota's deficit to 53-41. Trailing by 10 with under nine minutes remaining, the Lynx outscored Los Angeles 13-2 to take their first lead of the night at 62-61 on a Williams layup. Leslie answered with a three-point play to reclaim the lead for L.A., but Teresa Edwards put Minnesota back in front 69-68 with a three-pointer at the 2:42 mark. Baskets by Mwadi Mabika and Leslie gave the Sparks a three-point edge in the final minute, setting the stage for a game-tying Smith trey that made it 72-72 with 24.4 seconds left. Williams then stole Mabika's inbound pass and drove for the go-ahead score. Edwards and Janell Burse combined to knock the ball loose from Mabika as time expired. Leslie finished with 24 points and Dixon added 18 for Los Angeles, which lost Nikki Teasley to injury midway through the first half. Smith's 23 points topped the Lynx in their first-ever playoff game, while Williams chipped in 16 points and Edwards handed out nine assists. Minnesota set a WNBA playoff record for largest comeback after trailing by as many as 21 points.

Attendance – 3,622 Time – 2:01

	1	2	Final	Hi Scorer	Hi Reb	Hi Assist
Los Angeles	49	23	72	Leslie 24	Leslie/Milton 7	Dixon 5
Minnesota	32	42	74	Smith 23	Burse/Williams 6	Edwards 9

### GAME TWO at STAPLES Center - Saturday, Aug. 30

#### Los Angeles 80, Minnesota 69

Lisa Leslie had 20 points and nine rebounds as Los Angeles squared its first-round series by downing the Lynx, 80-69, on Aug. 30 at STAPLES Center. Janell Burse's three-point play gave Minnesota its only lead of the night at 5-3, before Mwadi Mabika sank a three-pointer to put the Sparks on top. Leslie's jumper capped a 10-0 surge that stretched L.A.'s lead to 13 midway through the first half. Trailing 30-15, the Lynx used a 9-2 spurt to close within eight on a Svetlana Abrosimova trey. The half ended with Los Angeles in front 36-26, taking advantage of 15 Minnesota turnovers for 16 points. The Sparks reeled off 10 unanswered points — four each by Leslie and Mabika — to open up the biggest lead of the night at 54-32 with 13:17 remaining. Minnesota battled back to within 73-65 when Teresa Edwards connected from long distance at the 3:05 mark, but the Lynx misfired on a pair of three-point attempts that would have sliced the deficit to five. Leslie answered on L.A.'s next possession, and the Sparks sank five consecutive free throws to seal the win. All five Los Angeles starters reached double figures, with DeLisha Milton and Tamecka Dixon tallying 17 points apiece and Milton grabbing 10 rebounds. Katie Smith's 18 points topped Minnesota, while Tamika Williams added 17 points and seven boards.

Attendance – 8,128 Time – 2:10

	1	2	Final	Hi Scorer	Hi Reb	Hi Assist
Minnesota	26	43	69	Smith 18	Williams 7	Harrower/Williams 3
Los Angeles	36	44	80	Leslie 20	Milton 10	Teasley 8

### GAME THREE at STAPLES Center - Monday, Sept. 1

#### Los Angeles 74, Minnesota 64

Lisa Leslie tallied 22 points and five blocks, and all five Los Angeles starters reached double figures in the series-clinching 74-64 win over the Lynx at STAPLES Center. Leslie scored the final two baskets of a 12-2 surge that gave the Sparks a 28-15 lead with 6:06 left in the first half. Minnesota chipped away with a pair of Katie Smith baskets sandwiched around Teresa Edwards' three-pointer to close within seven, but L.A. outscored the Lynx 6-1 down the stretch to take a 38-26 lead at intermission. DeLisha Milton had 12 first-half points to top the Sparks, who shot 50 percent from the floor while holding Minnesota to 32 percent. A three-point play by Leslie in the second half's opening minute gave Los Angeles its biggest lead of the night at 43-28. The Lynx rallied to within eight on a three-point play by Smith with 8:01 remaining, and Kristi Harrower's trey with 6:10 to play narrowed the deficit to 62-55. However, Mwadi Mabika answered on the Sparks' next possession and Leslie followed with a layup to push the margin back to 11, spoiling the second-half effort of Minnesota's Tamika Williams, who scored all 17 of her team-high points after intermission. Smith chipped in 11 points for the Lynx, while Edwards netted eight points and eight assists. Sheri Sam had seven points, eight rebounds and five steals. Tamecka Dixon scored 14 points for Los Angeles, with Milton and Nikki Teasley adding 13 apiece. Teasley also registered eight assists.

Attendance – 6,920 Time – 2:03

	1	2	Final	Hi Scorer	Hi Reb	Hi Assist
Minnesota	26	38	64	Williams 17	Williams 9	Edwards 8
Los Angeles	38	36	74	Leslie 22	Leslie/Mabika 7	Teasley 8





2003 PLAYOFFS VS. LOS ANGELES

PLAYER STATISTICS VS. LOS ANGELES: 1-2																								
PLAYER	G	GS	MIN	Field Goals			3-Point FG			Free Throws			Rebounds			AST	PF	DQ	STL	TO	BLK	PTS	AVG	
				FG	FGA	PCT	FG	FGA	PCT	FT	FTA	PCT	OFF	DEF	TOT									
Smith	3	3	120	18	42	.429	5	14	.357	11	12	.917	3	10	13	9	11	0	1	8	0	52	17.3	
Williams	3	3	116	17	28	.607	0	0	---	16	24	.667	12	10	22	3	5	0	7	4	1	50	16.7	
Sam	3	0	74	10	28	.357	0	4	.000	6	8	.750	5	11	16	8	6	0	6	8	0	26	8.7	
Abrosimova	3	3	69	6	22	.273	3	7	.429	8	8	1.00	1	4	5	4	8	0	4	8	1	23	7.7	
Edwards	3	3	83	6	19	.316	4	12	.333	4	4	1.00	1	9	10	19	6	0	5	8	1	20	6.7	
Burse	3	3	42	6	18	.333	0	0	---	4	6	.667	2	7	9	2	3	0	4	3	2	16	5.3	
Harrower	3	0	65	4	11	.364	2	7	.286	1	2	.500	1	6	7	5	6	0	1	3	0	11	3.7	
Van Gorp	3	0	31	2	7	.286	0	0	---	5	8	.625	0	1	1	3	11	0	1	4	3	9	3.0	
LYNX	3	-	600	69	175	.394	14	44	.318	55	72	.764	25	58	83	53	56	0	29	47	8	207	69.0	
SPARKS	3	-	600	87	180	.483	8	30	.267	44	55	.800	25	59	84	61	65	1	27	47	15	226	75.3	

# PRESEASON



LYNX UNLEASHED





## 2015 PRESEASON INFORMATION

### 2015 TRAINING CAMP INFORMATION

#### Training Camp Practices: May 17 - June 4

Media access will be the final 15 minutes of practice. Lynx players and coaches will be available for interviews immediately following practice. Practices will be held at the Timberwolves and Lynx Courts at Mayo Clinic Square.

#### Location

The Timberwolves and Lynx Courts at Mayo Clinic Square 600 Hennepin Ave., Ste 300, Minneapolis

### 2015 TRAINING CAMP SCHEDULE

**PRACTICE TIMES AND LOCATIONS ARE SUBJECT TO CHANGE WITHOUT NOTICE.** For day-to-day updates on practice and media availability, please contact the Lynx Public Relations department at (612) 673-1208.

DAY	DATE	LOCATION	PRACTICE 1	PRACTICE 2
Sunday	May 17	The Timberwolves and Lynx Courts at Mayo Clinic Square	12 p.m. – 2 p.m.	
Monday	May 18	The Timberwolves and Lynx Courts at Mayo Clinic Square	10 a.m. – 12 p.m.	4 p.m. – 5:30 p.m.
Tuesday	May 19	The Timberwolves and Lynx Courts at Mayo Clinic Square	10 a.m. – 1 p.m.	
Wednesday	May 20	The Timberwolves and Lynx Courts at Mayo Clinic Square	10 a.m. – 12 p.m.	4 p.m. – 5:30 p.m.
Thursday	May 21	The Timberwolves and Lynx Courts at Mayo Clinic Square	10 a.m. – 12 p.m.	4 p.m. – 5:30 p.m.
Friday	May 22	NO PRACTICE		
Saturday	May 23	The Timberwolves and Lynx Courts at Mayo Clinic Square	10 a.m. – 1 p.m.	
Sunday	May 24	The Timberwolves and Lynx Courts at Mayo Clinic Square	10 a.m. – 1 p.m.	
Monday	May 25	Travel Day, NO PRACTICE		
Tuesday	May 26	NO PRACTICE		
Wednesday	May 27	Verizon Center, Washington, D.C.	v.s. Washington	10:30 a.m.
Thursday	May 28	Media Day, NO PRACTICE		
Friday	May 29	The Timberwolves and Lynx Courts at Mayo Clinic Square	10 a.m. – 1 p.m.	
Saturday	May 30	The Timberwolves and Lynx Courts at Mayo Clinic Square	10 a.m. – 1 p.m.	
Sunday	May 31	The Timberwolves and Lynx Courts at Mayo Clinic Square	10 a.m. – 1 p.m.	12:30 p.m.
Monday	June 1	Target Center, Minneapolis v.s. New York	7:00 p.m.	
Tuesday	June 2	NO PRACTICE		
Wednesday	June 3	The Timberwolves and Lynx Courts at Mayo Clinic Square	10 a.m. – 1 p.m.	
Thursday	June 4	The Timberwolves and Lynx Courts at Mayo Clinic Square	10 a.m. – 1 p.m.	

### 2015 PRESEASON SCHEDULE

Date	Opponent	Site	Time
May 27	Washington	Verizon Center (Washington D.C.)	11:00 a.m.
June 1	New York	Target Center	7 p.m.
	TBD		

\* All Times Central

### 2014 PRESEASON RESULTS (1-1)

Date	Score	Opponent	Site
May 5	W, 82-66	Australia	Target Center
May 9	W, 72-64	Phoenix	ESPN Wide World of Sports Complex
May 11	W, 76-69	Chicago	ESPN Wide World of Sports Complex





## 2015 PRESEASON INFORMATION

### ALL-TIME PRESEASON RESULTS

Date	W/L	Score	Opponent	Site
06/04/99	L	76-80	Orlando Miracle	Mankato, Minn.
06/06/99	L	71-81	Orlando Miracle	Orlando Arena
05/13/00	L	68-73	Charlotte Sting	Charlotte Coliseum
05/20/00	W	84-65	Charlotte Sting	Target Center
05/24/00	L	65-78	Utah Starzz	Delta Center
05/26/00	W	95-67	Portland Fire	Rochester, Minn.
05/12/01	W	67-63	Charlotte Sting	Spartanburg, S.C.
05/16/01	L	51-53	Portland Fire	Rose Garden
05/18/01	W	81-63	Utah Starzz	Target Center
05/26/01	W	64-58	Charlotte Sting	Target Center
05/11/02	W	59-50	Charlotte Sting	Target Center
05/18/02	L	67-76	Charlotte Sting	Charlotte, N.C.
05/21/02	L	57-68	Indiana Fever	Target Center
05/06/03	W	86-72	Detroit Shock	Target Center
05/09/03	L	46-52	Washington Mystics	Rochester, Minn.
05/14/03	W	72-64	Detroit Shock	Birch Run, Mich.
05/05/04	W	78-60	Sacramento Monarchs	Albuquerque, N.M.
05/11/04	W	74-65	Detroit Shock	Target Center
05/15/04	W	58-56	Detroit Shock	Pittsburgh, Pa.
05/01/05	L	71-76	Connecticut Sun	Uncasville, Conn.
05/07/05	L	70-76	Detroit Shock	Kansas City, Mo.
05/14/05	L	66-91	Connecticut Sun	Williams Arena (University of Minnesota)
05/13/06	W	84-75	Seattle Storm	Sports Pavilion (University of Minnesota)
05/05/07	L	56-62	San Antonio Silver Stars	Charles Koch Arena (Wichita State Univ.)
05/13/07	W	63-55	Los Angeles Sparks	Pete Maravich Assembly Center (LSU)

Date	W/L	Score	Opponent	Site
05/01/08	W	68-57	Connecticut Sun	Target Center
05/07/08	W	78-64	Indiana Fever	Conseco Fieldhouse
05/11/08	L	105-106 (2OT)	Los Angeles Sparks	Betty Englestad Sioux Center (Grand Forks, ND)
05/23/09	L	51-68	Indiana Fever	Claire Lynch Hall (College of St. Benedict; St. Joseph, Minn.)
04/30/10	L	78-87	Chicago Sky	Galgelhoff Arena (Concordia University, St. Paul)
05/06/10	L	65-74	Chicago Sky	Allstate Arena
05/24/11	W	71-66	Indiana Fever	Galgelhoff Arena (Concordia University, St. Paul)
05/31/11	W	76-70	Indiana Fever	Conseco Fieldhouse
05/10/12	W	87-85	Connecticut Sun	Mohegan Sun Arena
05/15/12	W	82-61	Chicago Sky	Sports Pavilion (University of Minnesota)
05/18/13	W	74-57	Washington Mystics	Bismarck Civic Center (Bismarck, N.D.)
05/21/13	L	80-88	Connecticut Sun	Target Center
05/05/14	W	82-66	Australia	Target Center
05/09/14	W	72-64	Phoenix Mercury	ESPN Wide World of Sports Complex, Orlando, FL
05/11/14	W	76-69	Chicago Sky	ESPN Wide World of Sports Complex, Orlando, FL

### ALL-TIME PRESEASON RECORD: 20-17

1999: 0-2	2000: 3-1	2001: 3-1	2002: 1-2	2003: 2-1	2004: 3-0	2005: 0-3	2006: 1-0	2007: 1-1	2008: 2-1
2009: 0-1	2010: 0-2	2011: 2-0	2012: 2-0	2013: 1-1	2014: 3-0				

# OPPONENTS



LYNX UNLEASHED





## ATLANTA DREAM



### Eastern Conference

#### Philips Arena

1 Phillips Dr., Atlanta, GA 30303

(877) 977-7729

Fax: (678) 510-7489

### 2015 SEASON

July 31 @ MIN, 7:00 pm

August 14 @ ATL, 6:30 pm



Shoni Schimmel

### Series Facts

**Overall:** 9-5 **Home:** 5-2 **Road:** 4-3 **Playoffs:** 6-0

**Current Streak:** W1 **Home:** W5 **Road:** L2

**Last Home Win:** 07/22/14 (112-108) (20T)

**Last Home Loss:** 07/15/09 (77-91)

**Last Road Win:** 08/25/12 (84-74)

**Last Road Loss:** 06/13/14 (82-85)

**Lynx Largest margin of victory:** 22; 07/09/13, Minnesota, 94-72

**Lynx High Point Total:** 112; 07/22/14, Minnesota, 112-108(20T)

**Lynx Low Point Total:** 58; 07/01/10, Atlanta, 58-76

**Dream largest margin of victory:** 18; 07/01/10, Atlanta, 76-58

**Dream High Point Total:** 108; Minnesota, 112-108(20T)

**Dream Low Point Total:** 64; 06/19/11, Atlanta, 77-64

**Ownership:** Dream Too LLC (Mary Brock and Kelly Loeffler) **President & General Manager:** Angela Taylor **Head Coach:** Michael Cooper **Assistant Coaches:** Karleen Thompson, Teresa Edwards

**Athletic Trainer/ Director of Basketball Operations:** Michael Douglas **Media Relations Manager:** Brad Gust **Television:** Fox Sports South and SportSouth **Home Court:** Philips Arena (10,160)

**Team Colors:** Dream Red, Dream Blue, Dream Light Blue, and Dream Navy **2014 Season:** 19-15 ; 1st place in Eastern Conference **2014 Postseason:** Lost to Chicago in the Eastern Conference Semi-Finals (2-1) **All-**

**Time Record (Founded):** 116-122 (2008)

### 2014 Lynx vs. Dream (1-1)

DATE	SITE	W/L	SCORE	LYNX HIGH	DREAM HIGH	ATTENDANCE
06/13/14	ATL	L	85-82	Whalen, 22	McCoughtry, 23	6,684
07/22/14	MIN	W	112-102 (20T)	M. Moore, 48	Lyttle, 26	9,332





# LYNX VS. DREAM

MINNESOTA	PLAYER	G-GS	MIN	FG-FGA	PCT	3FG-A	PCT	FT-FTA	PCT	OFF	DEF	REB	AST	PF-DQ	STL	TO	BLK	PTS	AVG	HI
	M. Moore	2-2	80	18-41	.439	9-18	.500	13-15	.867	5	14	19	9	8-0	4	6	1	58	29.0	48
	Whalen	2-2	79	17-33	.515	0-2	.000	14-16	.875	1	12	13	14	5-0	2	7	0	48	24.0	26
	Augustus	1-1	34	6-14	.429	1-3	.333	4-4	1.000	0	4	4	6	2-0	0	1	0	17	17.0	17
	Brunson	1-1	36	6-11	.545	0-0	.000	5-6	.833	2	10	12	2	3-0	0	3	0	17	17.0	17
	McCarville	2-2	62	10-19	.526	3-4	.750	2-2	1.000	2	7	9	6	8-0	5	7	3	25	12.5	18
	Wright	1-1	31	3-10	.300	0-1	.000	0-0	.000	0	2	2	7	6-1	1	2	2	6	6.0	6
	Dantas	2-1	33	3-5	.600	0-0	.000	0-0	.000	3	2	5	3	2-0	1	0	1	6	3.0	6
	Peters	2-0	33	3-7	.429	0-0	.000	0-0	.000	4	3	7	2	6-0	1	2	1	6	3.0	4
	White	2-0	37	3-9	.333	0-4	.000	0-0	.000	0	4	4	2	4-0	0	4	3	6	3.0	4
	Liston	2-0	13	1-4	.250	1-3	.333	2-2	1.000	1	3	4	0	0-0	0	0	0	5	2.5	5
	McKenith	1-0	0	0-0	.000	0-0	.000	0-0	.000	0	0	0	0	0-0	0	0	0	0	0.0	0
	L. Moore	1-0	5	0-0	.000	0-0	.000	0-0	.000	0	0	0	0	0-0	0	0	0	0	0.0	0
	A. Taylor	1-0	6	0-0	.000	0-0	.000	0-0	.000	0	1	1	0	1-0	1	1	0	0	0.0	0
LYNX		2	450	70-153	.458	14-35	.400	40-45	.889	18	62	80	51	45-1	15	36	11	194	97.0	112

ATLANTA	PLAYER	G-GS	MIN	FG-FGA	PCT	3FG-A	PCT	FT-FTA	PCT	OFF	DEF	REB	AST	PF-DQ	STL	TO	BLK	PTS	AVG	HI
	Hayes	1-0	26	7-10	.700	2-3	.667	7-8	.875	1	2	3	2	1-0	0	2	0	23	23.0	23
	McCoughtry	2-2	79	16-44	.364	4-13	.308	8-11	.727	2	9	11	10	7-1	2	5	3	44	22.0	23
	Hayes	2-2	80	11-21	.524	5-9	.556	10-11	.909	3	5	8	6	7-0	3	4	2	37	18.5	22
	Lyttle	2-2	76	17-30	.567	0-0	.000	2-7	.286	10	14	24	3	7-0	3	6	3	36	18.0	26
	de Souza	2-2	76	10-24	.417	0-0	.000	4-6	.667	6	13	19	3	6-0	3	2	4	24	12.0	16
	Schimmel	2-0	38	6-17	.353	5-14	.357	0-0	.000	0	3	3	10	5-0	3	3	0	17	8.5	17
	Thomas	2-2	38	7-13	.538	3-7	.429	0-0	.000	0	2	2	5	4-0	1	0	1	17	8.5	13
	Milton-Jones (TO)	2-0	35	6-15	.400	0-1	.000	2-2	1.000	3	3	6	4	6-0	2	4	0	14	7.0	10
	Cash	1-0	13	1-3	.333	0-0	.000	4-4	1.000	1	0	1	1	0-0	1	3	0	6	6.0	6
	Dumerc	2-0	35	2-8	.250	2-5	.400	2-2	1.000	1	1	2	9	5-0	1	5	0	8	4.0	8
	Thompson	1-0	3	1-1	1.000	0-0	.000	0-0	.000	0	1	1	1	0-0	0	0	0	2	2.0	2
	Henry	2-0	12	1-3	.333	0-0	.000	0-0	.000	0	1	1	0	2-0	0	1	1	2	1.0	2
DREAM		2	450	72-164	.439	19-48	.396	30-41	.732	23	49	72	48	43-1	17	29	14	193	96.5	108



## CHICAGO SKY



### Eastern Conference

#### Allstate Arena

6920 Mannheim Road  
Rosemont, IL 60018  
(312) 994-5984  
Fax: (312) 828-9979

### 2015 SEASON

July 10 @ CHI, 7:30 p.m.  
July 17 @ MIN, 7:00 p.m.



Elena Delle Donne

### Series Facts

**Overall:** 10-8 **Home:** 6-3 **Road:** 4-5

**Current Streak:** W3 **Home:** W4 **Road:** L1

**Last Home Win:** 08/07/14 (74-64)

**Last Home Loss:** 05/29/10 (58-73)

**Last Road Win:** 05/26/14 (75-72)

**Last Road Loss:** 08/11/13 (86-94 OT)

**Lynx Largest margin of victory:** 17; 6/06/09, Minnesota, 102-85

**Lynx High Point Total:** 102; 6/06/09, Minnesota, 102-85

**Lynx Low Point Total:** 58; 5/29/10, Minnesota, 58-73

**Sky largest margin of victory:** 15; 5/29/10, Minnesota, 58-73

**Sky High Point Total:** 94; 08/11/13, Chicago, 86-94 (OT)

**Sky Low Point Total:** 64; 08/07/14, Minnesota, 74-64

**Ownership:** Michael Alter **Chairman:** Margaret Stender **President & CEO:** Adam Fox **General Manager & Head Coach:** Pokey Chatman **Assistant Coaches:** Christie Sides, Wayne "Tree" Rollins  
**Director of Basketball Operations:** Ann Crosby **Head Athletic Trainer:** Heidi Wlezien **VP of Operations:** Michelle Henstock **Media and Communications Coordinator:** Lauren Niemiera  
**Television:** Weigel Broadcasting Company- WCIU, The U, The U too **Home Court:** Allstate Arena (18,500) **Team Colors:** Blue, Yellow and White **2014 Season:** 15-19; 4th in Eastern Conference  
**2014 Postseason:** Defeated Atlanta (2- 1) in the Eastern Conference Semifinals, Defeated Indiana (2- 1) in the Eastern Conference Finals, Lost to Phoenix (0- 3) in the WNBA Finals  
**All-Time Record (Founded):** 128-178 (2006)

### 2014 Lynx vs. Sky (2-0)

DATE	SITE	W/L	SCORE	LYNX HIGH	DREAM HIGH	ATTENDANCE
05/26/14	CHI	W	75-72	Whalen, 22	Delle Donne/Breland, 16	6,058
08/07/14	MIN	W	74-64	M. Moore, 17	Quigley, 20	9,222





LYNX VS. SKY

MINNESOTA	PLAYER	G-GS	MIN	FG-FGA	PCT	3FG-A	PCT	FT-FTA	PCT	OFF	DEF	REB	AST	PF-DQ	STL	TO	BLK	PTS	AVG	HI
	Whalen	2-2	61	15-26	.577	0-0	.000	6-8	.750	0	8	8	8	3-0	1	2	0	36	18.0	22
	M. Moore	2-2	66	11-28	.393	1-6	.167	8-10	.800	2	10	12	6	4-0	6	4	1	31	15.5	17
	Augustus	2-2	64	10-26	.385	0-4	.000	6-7	.857	1	9	10	8	2-0	0	3	0	26	13.0	17
	Brunson	1-1	32	5-13	.385	0-0	.000	0-1	.000	4	2	6	1	2-0	1	0	2	10	10.0	10
	McCarville	2-2	59	6-16	.375	0-0	.000	5-6	.833	5	12	17	4	2-0	2	2	2	17	8.5	9
	Wright	1-0	21	3-6	.500	0-0	.000	2-5	.400	0	4	4	2	0-0	1	1	0	8	8.0	8
	White	2-0	31	4-11	.364	1-4	.250	3-3	1.000	0	1	1	2	0-0	4	1	0	12	6.0	10
	Peters	1-0	17	2-4	.500	0-0	.000	0-0	.000	0	5	5	0	2-0	1	0	0	4	4.0	4
	A. Taylor	1-0	11	0-3	.000	0-0	.000	2-2	1.000	2	1	3	1	2-0	0	1	0	2	2.0	2
	Dantas	2-1	26	1-5	.200	0-0	.000	1-2	.500	2	6	8	2	4-0	0	0	0	3	1.5	2
	Liston	1-0	3	0-0	.000	0-0	.000	0-0	.000	0	0	0	0	0-0	0	0	1	0	0.0	0
	McKenith	1-0	0	0-0	.000	0-0	.000	0-0	.000	0	0	0	0	0-0	0	0	0	0	0.0	0
	L. Moore	1-0	8	0-1	.000	0-1	.000	0-0	.000	0	0	0	0	1-0	0	0	0	0	0.0	0
LYNX		2	400	57-139	.410	2-15	.133	33-44	.750	16	58	74	34	22-0	16	14	6	149	74.5	75

CHICAGO	PLAYER	G-GS	MIN	FG-FGA	PCT	3FG-A	PCT	FT-FTA	PCT	OFF	DEF	REB	AST	PF-DQ	STL	TO	BLK	PTS	AVG	HI
	Prince	1-1	33	7-17	.412	3-6	.500	1-4	.250	0	5	5	4	5-0	1	0	1	18	18.0	18
	Quigley	2-0	44	14-27	.519	5-9	.556	2-2	1.000	0	4	4	3	4-0	0	6	1	35	17.5	20
	Breland	2-2	60	12-22	.545	0-1	.000	4-5	.800	7	17	24	2	4-0	2	5	0	28	14.0	16
	Delle Donne	2-1	52	8-26	.308	2-9	.222	0-0	.000	3	4	7	2	3-0	1	2	2	18	9.0	16
	Fowles	1-1	28	3-10	.300	0-0	.000	2-2	1.000	1	5	6	0	2-0	1	2	3	8	8.0	8
	Vandersloot	1-1	24	4-8	.500	0-1	.000	0-0	.000	1	1	2	10	5-0	0	3	0	8	8.0	8
	Faulkner	2-1	34	3-11	.273	1-4	.250	0-0	.000	0	6	6	11	3-0	1	2	1	7	3.5	7
	Goodlett	2-1	25	3-6	.500	0-0	.000	0-0	.000	0	3	3	0	4-0	0	1	1	6	3.0	6
	Clements	2-0	18	2-5	.400	0-1	.000	0-0	.000	1	3	4	0	3-0	0	0	0	4	2.0	4
	Young	2-2	65	2-9	.222	0-0	.000	0-0	.000	1	10	11	0	7-0	3	1	0	4	2.0	4
	Gatling	2-0	15	0-0	.000	0-0	.000	0-0	.000	0	1	1	0	3-0	0	0	2	0	0.0	0
SKY		2	400	58-141	.411	11-31	.355	9-13	.692	14	59	73	32	43-0	9	23	11	136	68.0	72



## CONNECTICUT SUN



**Eastern Conference**  
**Mohegan Sun Arena**

One Mohegan Sun Boulevard  
Uncasville, CT 06382  
(860) 862-4000  
Fax: (860) 862-4010

### 2015 SEASON

July 14 @ CON, 6:00 p.m.  
July 22 @ MIN, 12 p.m.



Chiney Ogumike

### Series Facts

**Overall:** 16-14 **Home:** 10-5 **Road:** 6-9

**Current Streak:** W4 **Home:** W2 **Road:** W3

**Last Home Win:** 05/18/14 (90-87 OT)

**Last Home Loss:** 07/07/12 (80-86)

**Last Road Win:** 07/27/14 (76-65)

**Last Road Loss:** 08/16/11 (79-108)

**Lynx Largest margin of victory:** 23; 07/09/11, Minnesota, 90-67

**Lynx High Point Total:** 111; 08/03/10, Minnesota, 111-103 OT

**Lynx Low Point Total:** 49; 07/21/01, Orlando, 49-71

**Sun largest margin of victory:** 29; 08/16/11, Connecticut, 79-108

**Sun High Point Total:** 108; 08/16/11, Connecticut, 79-108

**Sun Low Point Total:** 52; 07/22/04, Connecticut, 52-68

*(\*Includes results as Orlando Miracle)*

**Ownership:** The Mohegan Tribe **Chief Executive Officer/Governor:** Mitchell Etes **Vice President & General Manager:** Christopher Sienko **Head Coach:** Anne Donovan

**Assistant Coaches:** Jennifer Gillom, Catherine Proto **Head Athletic Trainer:** Jeremy Norman **Strength & Conditioning Coach:** Lisa White

**Media & Community Relations Manager:** Bill Tavares **Radio:** www.connecticutsun.com (webcast) **Home Court:** Mohegan Sun Arena (9,318) **Team Colors:** White, Red, Blue, Yellow

**2014 Season:** 13-21; 6th in Eastern Conference **2014 Postseason:** N/A **All-Time Record (Founded):** 288-248 (1999 — Orlando Miracle)

### 2014 Lynx vs. Sun (2-0)

DATE	SITE	W/L	SCORE	LYNX HIGH	DREAM HIGH	ATTENDANCE
05/18/14	MIN	W	90-87 OT	M. Moore, 33	Ogumike, 25	9,434
07/27/14	CONN	W	76-65	Brunson, 24	Charles, 22	8,019





LYNX VS. SUN

MINNESOTA	PLAYER	G-GS	MIN	FG-FGA	PCT	3FG-A	PCT	FT-FTA	PCT	OFF	DEF	REB	AST	PF-DQ	STL	TO	BLK	PTS	AVG	HI
	M. Moore	2-2	76	18-41	.439	3-8	.375	11-12	.917	5	14	19	6	8-0	6	7	1	50	25.0	33
	Augustus	2-2	68	14-25	.560	1-1	1.000	2-2	1.000	0	4	4	4	2-0	2	7	1	31	15.5	18
	Whalen	2-2	53	10-19	.526	0-0	.000	8-11	.727	0	8	8	7	3-0	3	7	0	28	14.0	17
	Brunson	1-1	29	4-11	.364	0-0	.000	1-2	.500	4	6	10	2	1-0	0	1	1	9	9.0	9
	McCarville	2-2	54	6-12	.500	1-2	.500	0-0	.000	2	10	12	6	1-0	2	5	1	13	6.5	11
	White	2-0	36	5-9	.556	2-3	.667	0-0	.000	1	2	3	1	4-0	4	2	0	12	6.0	6
	Wright	1-0	17	3-5	.600	0-0	.000	0-1	.000	0	3	3	2	2-0	0	2	0	6	6.0	6
	Dantas	2-1	48	4-6	.667	0-0	.000	3-4	.750	4	6	10	3	5-0	1	3	1	11	5.5	10
	L. Moore	1-0	18	1-3	.333	1-2	.500	1-2	.500	0	0	0	3	2-0	2	0	0	4	4.0	4
	Peters	1-0	15	1-3	.333	0-0	.000	0-0	.000	1	3	4	3	3-0	2	0	1	2	2.0	2
	Liston	1-0	4	0-0	.000	0-0	.000	0-0	.000	0	2	2	1	1-0	0	0	0	0	0.0	0
	A. Taylor	1-0	6	0-3	.000	0-0	.000	0-0	.000	2	2	4	1	1-0	0	1	0	0	0.0	0
LYNX		2	425	66-137	.482	8-16	.500	26-34	.765	19	60	79	39	33-0	22	36	6	166	83.0	90

CONNECTICUT	PLAYER	G-GS	MIN	FG-FGA	PCT	3FG-A	PCT	FT-FTA	PCT	OFF	DEF	REB	AST	PF-DQ	STL	TO	BLK	PTS	AVG	HI
	Ogwumike	2-2	68	16-28	.571	0-0	.000	4-7	.571	6	8	14	0	8-0	5	2	3	36	18.0	25
	Douglas	2-2	73	10-27	.370	3-11	.273	3-3	1.000	1	5	6	3	3-0	4	8	0	26	13.0	16
	Hightower	1-1	32	6-15	.400	0-3	.000	0-0	.000	0	0	0	4	6-1	2	1	1	12	12.0	12
	Bone	2-1	46	7-15	.467	0-0	.000	6-6	1.000	5	4	9	2	4-0	1	1	1	20	10.0	15
	Thomas	2-2	66	7-21	.333	0-1	.000	3-5	.600	4	13	17	3	4-0	3	7	1	17	8.5	9
	Griffin	1-1	28	4-10	.400	0-2	.000	0-1	.000	4	4	8	3	2-0	2	1	0	8	8.0	8
	McCray	1-0	19	3-4	.750	1-1	1.000	0-0	.000	1	1	2	1	1-0	1	4	0	7	7.0	7
	Bentley	2-1	35	4-16	.250	1-7	.143	2-3	.667	0	2	2	2	2-0	1	3	1	11	5.5	9
	Montgomery	2-0	33	3-11	.273	3-8	.375	2-4	.500	0	1	1	8	2-0	3	1	0	11	5.5	8
	Pedersen	1-0	10	2-3	.667	0-0	.000	0-0	.000	2	1	3	0	1-0	1	0	0	4	4.0	4
	Faris	1-0	6	0-1	.000	0-1	.000	0-0	.000	0	1	1	0	2-0	0	0	0	0	0.0	0
	Hoffman	1-0	9	0-3	.000	0-1	.000	0-0	.000	0	3	3	2	2-0	0	0	0	0	0.0	0
SUN		2	425	62-154	.403	8-35	.229	20-29	.690	23	43	66	28	37-1	23	30	7	152	76.0	87



## INDIANA FEVER



**Eastern Conference**  
**Bankers Life Fieldhouse**  
125 S. Pennsylvania Street  
Indianapolis, IN 46204  
(317) 917-2500  
Fax: (317) 917-2799

**2015 SEASON**  
June 6 @ IND, 6:00 p.m.  
September 4 @ MIN, 7:00 p.m.



Tamika Catchings

### Series Facts

**Overall:** 16-12 **Home:** 8-6 **Road:** 8-6 **Playoffs:** 1-3  
**Current Streak:** W7 **Home:** W3 **Road:** W7  
**Last Home Win:** 06/22/14 (83-77)  
**Last Home Loss:** 06/26/11 (75-78)  
**Last Road Win:** 08/05/14 (66-64)  
**Last Road Loss:** 05/19/07 (64-83)  
**Lynx Largest margin of victory:** 22; 06/07/09, Indiana, 96-74  
**Lynx High Point Total:** 96; 06/07/09, Indiana, 96-74  
**Lynx Low Point Total:** 51; 06/06/10, Minnesota, 51-89  
**Fever largest margin of victory:** 38; 06/06/10, Minnesota, 89-51  
**Fever High Point Total:** 91; 08/13/09, Minnesota, 91-81  
**Fever Low Point Total:** 45; 07/19/05, Minnesota, 45-66

**Owner, Chairman and CEO:** Herbert Simon **Chairman:** Jim Morris **President & General Manager:** Kelly Krauskopf **Head Coach:** Stephanie White **Assistant Coach:** Gail Goestenkors & Gary Kloppenburg  
**Head Athletic Trainer:** Todd Champlin **Strength Coach:** Drew Stanich **Director of Media Relations:** Kevin Messenger **Television:** Fox Sports Indiana, WISH-TV/MyIndy-TV 23 **Radio:** 1070 The Fan  
**Home Court:** Bankers Life Fieldhouse (9,643) **Team Colors:** Red, Blue, Gold **2014 Season:** 16-18; 2nd in the Eastern Conference  
**2014 Postseason:** Defeated Washington in the Eastern Conference Semi-Finals (2-0); Lost to Chicago in the Eastern Conference Finals (2-1); **All-Time Record (Founded):** 264-240 (2000)

### 2014 Lynx vs. Fever (2-0)

DATE	SITE	W/L	SCORE	LYNX HIGH	DREAM HIGH	ATTENDANCE
06/22/14	MIN	W	83-77	M. Moore, 25	Christmas, 18	8,704
08/05/14	IND	W	66-64	Augustus, 18	Christmas, 15	6,556





LYNX VS. FEVER

MINNESOTA	PLAYER	G-GS	MIN	FG-FGA	PCT	3FG-A	PCT	FT-FTA	PCT	OFF	DEF	REB	AST	PF-DQ	STL	TO	BLK	PTS	AVG	HI
	M. Moore	2-2	71	14-31	.452	1-9	.111	11-11	1.000	5	13	18	8	5-0	5	7	0	40	20.0	25
	Augustus	2-2	61	15-23	.652	1-2	.500	3-3	1.000	1	4	5	4	3-0	0	4	0	34	17.0	18
	Whalen	2-2	64	8-17	.471	0-0	.000	9-10	.900	0	9	9	8	1-0	1	6	0	25	12.5	16
	McCarville	2-2	50	9-15	.600	0-1	.000	0-0	.000	1	4	5	7	9-1	0	6	4	18	9.0	10
	White	2-0	38	6-13	.462	1-4	.250	2-2	1.000	2	3	5	2	3-0	3	1	0	15	7.5	9
	Peters	2-0	42	4-9	.444	0-0	.000	1-2	.500	0	7	7	5	2-0	1	0	5	9	4.5	9
	Dantas	2-1	26	2-5	.400	0-0	.000	1-2	.500	1	5	6	1	3-0	1	1	0	5	2.5	4
	Brunson	1-1	29	0-4	.000	0-0	.000	1-2	.500	4	5	9	1	3-0	0	1	1	1	1.0	1
	Wright	2-0	9	0-3	.000	0-0	.000	2-2	1.000	0	0	0	2	2-0	0	2	0	2	1.0	2
	Liston	2-0	8	0-2	.000	0-1	.000	0-0	.000	0	2	2	0	0-0	0	1	0	0	0.0	0
	LYNX	2	400	58-122	.475	3-17	.176	30-34	.882	14	52	66	38	31-1	11	31	10	149	74.5	83
INDIANA	PLAYER	G-GS	MIN	FG-FGA	PCT	3FG-A	PCT	FT-FTA	PCT	OFF	DEF	REB	AST	PF-DQ	STL	TO	BLK	PTS	AVG	HI
	Christmas	2-1	58	10-19	.526	5-8	.625	8-10	.800	3	5	8	5	6-0	8	2	2	33	16.5	18
	Lucas	1-0	30	4-11	.364	3-10	.300	2-2	1.000	1	0	1	1	1-0	2	0	0	13	13.0	13
	Catchings	1-1	25	5-12	.417	0-1	.000	2-3	.667	2	4	6	0	1-0	2	1	2	12	12.0	12
	January	2-2	60	9-24	.375	2-7	.286	3-3	1.000	0	1	1	9	4-0	3	3	1	23	11.5	16
	Larkins	2-2	66	9-16	.563	0-0	.000	3-4	.750	9	12	21	3	5-0	1	6	1	21	10.5	13
	Zellous	2-2	48	4-21	.190	2-5	.400	6-7	.857	2	5	7	5	6-0	0	2	0	16	8.0	16
	Coleman	2-1	36	5-11	.455	3-5	.600	0-0	.000	0	2	2	1	2-0	1	2	0	13	6.5	11
	Clarendon	2-0	33	2-8	.250	1-2	.500	0-0	.000	0	3	3	3	3-0	0	3	0	5	2.5	3
	Howard	2-1	25	1-9	.111	0-0	.000	1-2	.500	2	2	4	0	3-0	2	1	3	3	1.5	3
	Kizer	2-0	19	1-4	.250	0-0	.000	0-0	.000	1	3	4	0	4-0	0	5	0	2	1.0	2
	FEVER	2	400	50-135	.370	16-38	.421	25-31	.806	20	37	57	27	35-0	19	27	9	141	70.5	77



## LOS ANGELES SPARKS



### Western Conference Staples Center

1111 S Figueroa Street, Suite 104  
Los Angeles, CA 90017

#### Sparks Offices

888 S Figueroa Street, Suite 104  
Los Angeles, CA 90017  
(213) 929-1300  
Fax: (213) 929-1325

### 2015 SEASON

June 16 @ LA, 9:30 p.m.  
July 29 @ MIN, 7:00 p.m.  
August 4 @ LA, 9 p.m.  
August 9 @ MIN, 6:00 p.m.



Nineka Ogwumike

### Series Facts

**Overall:** 20-40 **Home:** 14-16 **Road:** 6-24 **Playoffs:** 3-2

**Current Streak:** L1 **Home:** L1 **Road:** W2

**Last Home Win:** 07/08/14 (83-72)

**Last Home Loss:** 08/12/14 (63-71)

**Last Road Win:** 06/17/14 (94-77)

**Last Road Loss:** 09/12/13 (84-85)

**Lynx Largest margin of victory:** 43; 05/31/06, Minnesota, 114-71

**Lynx High Point Total:** 114; 05/31/06, Minnesota, 114-71

**Lynx Low Point Total:** 54; 08/18/99, Los Angeles, 54-72

**Sparks largest margin of victory:** 30; 07/02/13, Los Angeles, 66-69

**Sparks High Point Total:** 100; 07/08/01, Los Angeles, 100-95 (OT)

**Sparks Low Point Total:** 58; (2x) MR: 06/16/07, Minnesota, 58-83

**Ownership:** Eravin "Magic" Johnson and Mark R. Walter **Executive Vice President/General Manager:** Penny Toler **Head Coach:** Brian Agler **Assistant Coaches:** Curt Miller, Steve Smith

**Head Athletic Trainer:** Courtney Watson **Director of Communications:** Stacey Mitch **Television:** Time Warner Cable SportsNet **Home Court:** Staples Center (13,141) **Team Colors:** Purple, Teal, Yellow

**2014 Season:** 16-18; 3rd in Western Conference **2014 Postseason:** Lost to Phoenix in Western Conference Conference Semi-Finals (2-0) **All-Time Record (Founded):** 358-236 (1997)

### 2014 Lynx vs. Sparks (3-1)

DATE	SITE	W/L	SCORE	LYNX HIGH	DREAM HIGH	ATTENDANCE
06/08/14	LA	W	85-72	Augustus, 26	Parker, 24	8,770
06/17/14	LA	W	94-77	M. Moore, 31	Beard, 18	9,636
07/08/14	MIN	W	83-72	M. Moore, 30	Lavender, 17	7,920
8/12/14	MIN	L	63-71	M. Moore, 20	Toliver, 29	9,132





# LYNX VS. SPARKS

MINNESOTA	PLAYER	G-GS	MIN	FG-FGA	PCT	3FG-A	PCT	FT-FTA	PCT	OFF	DEF	REB	AST	PF-DQ	STL	TO	BLK	PTS	AVG	HI
	M. Moore	4-4	137	37-75	.493	5-22	.227	14-17	.824	5	25	30	13	7-0	5	3	3	93	23.3	31
	Augustus	3-3	87	18-36	.500	3-7	.429	9-13	.692	2	10	12	5	2-0	1	6	0	48	16.0	26
	Whalen	4-4	120	23-39	.590	0-1	.000	9-9	1.000	2	12	14	24	4-0	3	5	0	55	13.8	19
	McCarville	4-4	111	16-29	.552	0-1	.000	7-11	.636	2	15	17	21	10-0	9	8	5	39	9.8	14
	Brunson	1-1	28	3-6	.500	0-0	.000	3-4	.750	1	6	7	2	1-0	0	0	0	9	9.0	9
	Dantas	3-3	75	9-16	.563	0-0	.000	3-4	.750	7	11	18	2	7-0	1	0	3	21	7.0	15
	Liston	3-0	32	6-11	.545	5-8	.625	0-0	.000	0	3	3	4	4-0	0	1	0	17	5.7	9
	Wright	3-1	58	6-12	.500	1-1	1.000	2-4	.500	0	9	9	10	6-0	1	8	0	15	5.0	9
	Peters	4-0	81	6-13	.462	0-0	.000	4-4	1.000	3	8	11	9	17-0	2	8	4	16	4.0	8
	A. Taylor	2-0	14	3-5	.600	0-0	.000	0-0	.000	1	0	1	0	1-0	0	1	0	6	3.0	4
	White	4-0	50	2-9	.222	0-2	.000	2-2	1.000	0	6	6	4	9-0	0	3	0	6	1.5	4
	L. Moore	2-0	7	0-0	.000	0-0	.000	0-0	.000	0	0	0	0	0-0	0	2	0	0	0.0	0
LYNX		4	800	129-251	.514	14-42	.333	53-68	.779	23	105	128	94	68-0	22	50	15	325	81.3	94
LOS ANGELES	PLAYER	G-GS	MIN	FG-FGA	PCT	3FG-A	PCT	FT-FTA	PCT	OFF	DEF	REB	AST	PF-DQ	STL	TO	BLK	PTS	AVG	HI
	Parker	4-4	124	28-69	.406	5-15	.333	11-14	.786	6	29	35	13	10-0	4	6	5	72	18.0	24
	Toliver	3-2	92	17-41	.415	8-21	.381	3-4	.750	2	6	8	11	8-0	2	2	0	45	15.0	29
	Beard	4-4	121	18-40	.450	1-6	.167	5-8	.625	3	9	12	10	12-0	3	6	1	42	10.5	18
	Lavender	4-2	108	17-32	.531	0-0	.000	7-11	.636	9	15	24	6	5-0	2	7	3	41	10.3	17
	Ogwumike	4-4	95	14-30	.467	0-2	.000	11-12	.917	16	15	31	2	11-0	6	8	3	39	9.8	13
	Morris	1-0	15	3-7	.429	0-2	.000	0-0	.000	2	1	3	2	2-0	1	0	0	6	6.0	6
	Harding	3-2	65	6-25	.240	2-4	.500	3-4	.750	4	2	6	7	7-0	1	4	0	17	5.7	15
	Abdi	1-0	10	2-4	.500	1-1	1.000	0-0	.000	0	1	1	0	3-0	0	0	0	5	5.0	5
	Greene	1-0	4	1-2	.500	0-0	.000	1-1	1.000	1	0	1	0	1-0	0	0	0	3	3.0	3
	Gruda	4-0	43	3-19	.158	0-0	.000	4-4	1.000	5	3	8	2	3-0	0	4	0	10	2.5	4
	Herrington	4-2	93	3-8	.375	0-1	.000	2-4	.500	2	1	3	8	6-0	7	6	0	8	2.0	4
	Wiggins	2-0	29	1-8	.125	0-4	.000	2-2	1.000	1	2	3	0	2-0	2	0	0	4	2.0	2
SPARKS		4	800	113-285	.396	17-56	.304	49-64	.766	51	84	135	61	70-0	28	46	12	292	73.0	77



## NEW YORK LIBERTY



### Eastern Conference

#### Prudential Center

165 Mulberry Street  
Newark, N.J. 07102  
(212) 564-9622  
Fax: (212) 465-6250

### 2015 SEASON

August 28 @ NY, 6:30 p.m.  
September 6 @ MIN, 6:00 p.m.



Tina Charles

### Series Facts

**Overall:** 14-15 **Home:** 6-9 **Road:** 8-6

**Current Streak:** L1 **Home:** W3 **Road:** L1

**Last Home Win:** 05/24/14 (87-82)

**Last Home Loss:** 09/02/11 (62-78)

**Last Road Win:** 08/27/13 (73-47)

**Last Road Loss:** 07/06/14 (80-87)

**Lynx Largest margin of victory:** 32; 06/21/12, Minnesota, 102-70

**Lynx High Point Total:** 102; 06/21/12, Minnesota, 102-70

**Lynx Low Point Total:** 47; 07/24/05, Minnesota, 47-59

**Liberty largest margin of victory:** 16; 09/02/11, Minnesota, 62-78

**Liberty High Point Total:** 93; 06/24/06, Minnesota, 93-83

**Liberty Low Point Total:** 47; 08/27/13, New York, 47-73

**Ownership:** The Madison Square Garden Company **Executive Chairman:** James Dolan **President:** Isiah Thomas **Coach:** Bill Laimbeer **Assistant Coaches:** Katie Smith, Herb Williams **Head Athletic Trainer:** Laura Ramus **Director of Communications:** Vincent Novicki

**Manager, Communications:** Hasim Phillips **Television:** MSG Network **Home Court:** Prudential Center (18,500) **Team Colors:** Blue, Seafoam Green, Orange, Black **2014 Season:** 15-19; 5th in Eastern Conference

**2014 Postseason:** N/A **All-Time Record (Founded):** 305-289 (1997)

### 2014 Lynx vs. Liberty (1-1)

DATE	SITE	W/L	SCORE	LYNX HIGH	DREAM HIGH	ATTENDANCE
05/24/14	MIN	W	87-82	M. Moore, 30	Charles, 24	8,323
07/06/14	NY	L	80-87	M. Moore, 25	Charles, 32	8,151





## LYNX VS. LIBERTY

MINNESOTA	PLAYER	G-GS	MIN	FG-FGA	PCT	3FG-A	PCT	FT-FTA	PCT	OFF	DEF	REB	AST	PF-DQ	STL	TO	BLK	PTS	AVG	HI
	M. Moore	2-2	69	15-28	.536	7-13	.538	2-2	1.000	4	11	15	4	4-0	3	4	3	39	19.5	28
	M. Moore	2-2	63	20-39	.513	7-16	.438	8-9	.889	3	8	11	4	4-0	3	9	3	55	27.5	30
	Augustus	1-1	27	8-16	.500	0-0	.000	2-2	1.000	1	1	2	0	1-0	2	2	0	18	18.0	18
	Whalen	2-2	67	11-28	.393	1-2	.500	11-15	.733	1	5	6	9	0-0	1	2	0	34	17.0	21
	Wright	1-1	28	4-7	.571	0-1	.000	3-3	1.000	0	1	1	3	1-0	0	2	0	11	11.0	11
	Peters	1-0	22	3-3	1.000	0-0	.000	1-2	.500	1	3	4	3	2-0	1	0	0	7	7.0	7
	A. Taylor	2-0	33	4-5	.800	0-0	.000	5-5	1.000	2	4	6	3	5-0	1	2	0	13	6.5	10
	White	2-0	37	5-11	.455	1-3	.333	0-0	.000	1	2	3	5	4-0	1	1	0	11	5.5	9
	McCarville	2-2	50	2-13	.154	0-1	.000	4-4	1.000	5	5	10	7	7-0	5	2	2	8	4.0	4
	Liston	2-0	11	2-4	.500	2-3	.667	0-0	.000	0	2	2	0	1-0	1	0	0	6	3.0	6
	Dantas	2-2	46	2-7	.286	0-0	.000	0-1	.000	1	10	11	2	3-0	3	2	0	4	2.0	2
	L. Moore	1-0	16	0-2	.000	0-0	.000	0-0	.000	0	3	3	3	0-0	1	0	0	0	0.0	0
	LYNX	2	400	61-135	.452	11-26	.423	34-41	.829	15	44	59	39	28-0	19	23	5	167	83.5	87

NEW YORK	PLAYER	G-GS	MIN	FG-FGA	PCT	3FG-A	PCT	FT-FTA	PCT	OFF	DEF	REB	AST	PF-DQ	STL	TO	BLK	PTS	AVG	HI
	Charles	2-2	70	23-38	.605	0-0	.000	10-10	1.000	11	13	24	4	2-0	3	6	2	56	28.0	32
	Pondexter	2-2	65	13-31	.419	4-8	.500	6-10	.600	1	11	12	7	6-0	2	8	0	36	18.0	18
	Carson	1-1	26	6-11	.545	2-6	.333	0-0	.000	0	1	1	2	1-0	0	4	0	14	14.0	14
	Cruz	2-2	66	9-18	.500	0-2	.000	0-1	.000	2	7	9	10	6-0	2	6	0	18	9.0	10
	Milton-Jones	2-0	35	6-15	.400	0-1	.000	2-2	1.000	3	3	6	4	6-0	2	4	0	14	7.0	10
	Pierson	2-1	36	4-8	.500	0-0	.000	4-4	1.000	2	7	9	4	4-0	0	0	1	12	6.0	10
	Braxton	1-0	7	1-1	1.000	0-0	.000	2-2	1.000	0	1	1	1	0-0	0	0	0	4	4.0	4
	Houston	1-0	14	2-3	.667	0-1	.000	0-0	.000	0	2	2	3	2-0	2	0	1	4	4.0	4
	Rodgers	2-0	29	3-12	.250	0-5	.000	1-1	1.000	2	4	6	5	2-0	2	0	0	7	3.5	5
	Montgomery	2-1	38	2-3	.667	0-1	.000	0-0	.000	1	2	3	1	8-0	1	0	1	4	2.0	4
	Jeffery	2-0	1	0-1	.000	0-0	.000	0-0	.000	0	0	0	1	0-0	0	0	0	0	0.0	0
	Warley-Talbert	1-1	12	0-0	.000	0-0	.000	0-0	.000	0	0	0	0	0-0	0	1	0	0	0.0	0
	Young	1-0	2	0-0	.000	0-0	.000	0-0	.000	0	0	0	0	0-0	0	0	0	0	0.0	0
	LIBERTY	2	400	69-141	.489	6-24	.250	25-30	.833	22	51	73	42	37-0	14	29	5	169	84.5	87



## PHOENIX MERCURY



### Western Conference

#### U.S. Airways Arena

201 E. Jefferson Street  
Phoenix, AZ 85004  
(602) 514-8333  
Fax: (602) 379-7540

### 2015 SEASON

June 14 @ PHO, 2 p.m.  
June 27 @ MIN, 7 p.m.  
August 7 @ PHO, 9 p.m.  
August 23 @ PHO, 5 p.m.  
August 30 @ MIN, 6 p.m.



Candice Dupree

### Series Facts

**Overall:** 31-30 **Home:** 19-11 **Road:** 12-19 **Playoffs:** 5-2

**Current Streak:** L1 **Home:** W1 **Road:** L2

**Last Home Win:** 07/31/14 (75-67)

**Last Home Loss:** 06/15/14 (72-80)

**Last Road Win:** 07/21/13 (82-77)

**Last Road Loss:** 08/09/14 (80-82)

**Lynx Largest margin of victory:** 32; 07/07/13, Minnesota, 91-59

**Lynx High Point Total:** 124; 07/24/10, Minnesota, 124-127 2OT

**Lynx Low Point Total:** 45; 07/29/02, Phoenix, 45-57

**Mercury largest margin of victory:** 33; 07/29/99, Phoenix, 79-46

**Mercury High Point Total:** 127; 07/24/10, Minnesota, 127-124 2OT

**Mercury Low Point Total:** 47; 07/03/99, Minnesota, 47-56

**Managing Partner:** Robert Sarver **President:** Jason Rowley **Vice President:** Ann Meyers Drysdale **Head Coach:** Sandy Brondello **Assistant Coach:** Julie Hairgrove, Anthony Hairgrove  
**Director of Basketball Operations:** Eric Hallman **Head Athletic Trainer:** Tamara Poole **Vice President, Operations:** Vince Kozar **Television:** Fox Sports Arizona **Home Court:** US Airways Center (10,200)  
**Team Colors:** Orange, Purple, Gray **2014 Season** 29-5; 1st in Western Conference **2014 Postseason** Defeated Chicago in the 2014 WNBA Finals (3-0) **All-Time Record (Founded)** 304-290 (1997)

### 2014 Lynx vs. Mercury (1-3)

DATE	SITE	W/L	SCORE	LYNX HIGH	DREAM HIGH	ATTENDANCE
06/15/14	MIN	L	72-80	M.Moore, 14	Taurasi, 21	8,957
06/18/14	PHO	L	79-92	M.Moore, 36	Griner, 27	8,963
07/31/14	MIN	W	75-67	M.Moore, 20	Griner, 18	9,513
08/09/14	PHO	L	80-82	M.Moore, 30	Taurasi, 24	12,379





## LYNX VS. MERCURY

MINNESOTA	PLAYER	G-GS	MIN	FG-FGA	PCT	3FG-A	PCT	FT-FTA	PCT	OFF	DEF	REB	AST	PF-DQ	STL	TO	BLK	PTS	AVG	HI
	M. Moore	4-4	131	39-84	.464	9-30	.300	13-13	1.000	6	19	25	9	10-0	12	9	5	100	25.0	36
	Augustus	3-3	87	19-47	.404	1-4	.250	8-10	.800	3	11	14	5	4-0	0	6	1	47	15.7	19
	Whalen	4-4	122	20-45	.444	0-3	.000	8-14	.571	3	14	17	19	7-0	2	3	0	48	12.0	22
	White	4-1	74	10-17	.588	5-7	.714	0-3	.000	4	9	13	1	5-0	3	5	0	25	6.3	13
	Brunson	2-2	58	5-13	.385	0-0	.000	2-2	1.000	2	17	19	1	4-0	2	2	0	12	6.0	10
	Dantas	3-2	53	7-14	.500	0-0	.000	2-2	1.000	7	8	15	2	5-0	1	1	0	16	5.3	10
	Wright	4-0	51	8-18	.444	0-1	.000	3-5	.600	1	5	6	4	8-0	1	5	2	19	4.8	8
	A. Taylor	2-0	17	4-7	.571	0-0	.000	1-3	.333	0	3	3	0	6-0	0	1	0	9	4.5	9
	Liston	2-0	34	2-8	.250	2-6	.333	2-2	1.000	0	5	5	2	1-0	0	0	0	8	4.0	5
	McCarville	4-4	118	7-21	.333	2-7	.286	0-0	.000	3	10	13	16	12-0	2	6	3	16	4.0	8
	Peters	4-0	56	3-14	.214	0-0	.000	0-0	.000	3	6	9	6	10-0	0	1	2	6	1.5	4
LYNX		4	800	124-288	.431	19-58	.328	39-54	.722	32	107	139	65	72-0	23	40	13	306	76.5	80
PHOENIX	PLAYER	G-GS	MIN	FG-FGA	PCT	3FG-A	PCT	FT-FTA	PCT	OFF	DEF	REB	AST	PF-DQ	STL	TO	BLK	PTS	AVG	HI
	Griner	4-4	137	31-47	.660	0-0	.000	16-19	.842	11	30	41	10	13-0	1	8	12	78	19.5	27
	Taurasi	4-4	137	28-66	.424	8-26	.308	13-14	.929	3	24	27	28	16-0	0	8	4	77	19.3	24
	Bonner	4-4	135	21-46	.457	6-16	.375	6-9	.667	2	18	20	10	10-0	5	8	4	54	13.5	16
	Dupree	4-4	146	23-51	.451	0-0	.000	7-11	.636	3	34	37	11	4-0	3	4	2	53	13.3	19
	Taylor	4-4	98	12-27	.444	3-10	.300	11-14	.786	0	7	7	9	10-0	5	7	2	38	9.5	16
	Phillips	3-0	59	4-12	.333	2-7	.286	0-0	.000	1	3	4	7	7-0	1	0	0	10	3.3	5
	Kobryn	1-0	3	0-1	.000	0-0	.000	2-2	1.000	0	0	0	0	1-0	0	2	0	2	2.0	2
	Murphy	2-0	30	2-6	.333	0-1	.000	0-2	.000	1	0	1	2	2-0	4	0	1	4	2.0	4
	Jekabsone-Zogota	3-0	22	1-5	.200	1-3	.333	0-0	.000	0	0	0	2	0-0	0	3	0	3	1.0	3
	Bass	4-0	34	1-5	.200	0-0	.000	0-0	.000	4	2	6	2	2-0	1	4	0	2	0.5	2
MERCURY		4	800	123-266	.462	20-63	.317	55-71	.775	25	118	143	81	65-0	20	48	25	321	80.3	92



## SAN ANTONIO STARS



### Western Conference

#### AT&T Center

One AT&T  
(210) 444-5000  
Fax: (210) 444-5699

### 2015 SEASON

June 19 @ SA, 7:00 p.m.  
July 12 @ MIN, 6:00 p.m.  
August 11 @ MIN, 7:00 p.m.  
August 21 @ SA, 7:00 p.m.



Danielle Robinson

### Series Facts

**Overall:** 41-21 **Home:** 27-5 **Road:** 14-15 **Playoffs:** 4-1

**Current Streak:** L1 **Home:** W10 **Road:** L1

**Last Home Win:** 07/25/14 (88-78)

**Last Home Loss:** 07/22/10 (72-74)

**Last Road Win:** 06/01/14 (87-79)

**Last Road Loss:** 08/15/14 (76-92)

**Lynx Largest margin of victory:** 27; 07/25/03, Minnesota, 81-54

**Lynx High Point Total:** 96; 08/28/12, Minnesota, 90-78

**Lynx Low Point Total:** 44; 05/26/04, San Antonio, 44-56

**Stars largest margin of victory:** 31; 07/05/02, Utah, 87-56

**Stars High Point Total:** 99; 09/23/12, San Antonio, 84-99

**Stars Low Point Total:** 47; 06/03/04, Minnesota, 47-55

(\*Includes results as Utah Starzz)

**Owner:** Peter Holt **General Manager & Head Coach:** Dan Hughes **Assistant Coaches:** Vickie Johnson, James Wade **Athletic Trainer:** Tonya Holley **Communications Manager:** Preseton Petri  
**Television:** FOXSports Southwest **Radio:** Ticket 760A AM **Home Court:** AT&T Center (9,888) **Team Colors:** Silver and Black **2014 Season:** 16-18; 4th place in Western Conference  
**2014 Postseason:** Lost to Minnesota in the Western Conference Semi-Finals (2-0) **All-Time Record (Founded):** 268-326 (2008)

### 2014 Lynx vs. Stars (4-0)

DATE	SITE	W/L	SCORE	LYNX HIGH	DREAM HIGH	ATTENDANCE
05/30/14	MIN	W	88-72	M.Moore, 26	Perkins, 15	8,734
06/01/14	SAN	W	87-79	Augustus, 25	Perkins, 16	5,089
07/03/14	MIN	W	91-84	Whalen, 22	McBride, 17	7,622
07/25/14	MIN	W	88-78	Augustus, 17	Robinson, 15	9,104
08/21/14	SAN	W	76-92	M.Moore, 20	Perkins, 23	8,523





## LYNX VS. STARS

MINNESOTA	PLAYER	G-GS	MIN	FG-FGA	PCT	3FG-A	PCT	FT-FTA	PCT	OFF	DEF	REB	AST	PF-DQ	STL	TO	BLK	PTS	AVG	HI
	M. Moore	5-5	175	37-83	.446	7-21	.333	16-20	.800	12	24	36	21	15-0	9	10	1	97	19.4	26
	Augustus	3-3	101	27-43	.628	0-5	.000	2-3	.667	2	7	9	11	1-0	1	4	0	56	18.7	25
	Whalen	5-5	145	27-55	.491	0-0	.000	28-36	.778	3	17	20	31	9-0	2	9	0	82	16.4	22
	Wright	3-2	65	11-22	.500	3-6	.500	8-8	1.000	2	6	8	2	9-0	1	3	1	33	11.0	17
	Dantas	4-3	94	16-25	.640	1-1	1.000	8-8	1.000	5	16	21	10	13-0	3	4	2	41	10.3	17
	White	5-0	108	16-34	.471	9-19	.474	3-4	.750	1	7	8	5	12-0	4	3	1	44	8.8	17
	Brunson	2-2	40	7-13	.538	0-0	.000	0-0	.000	4	5	9	4	2-0	0	1	2	14	7.0	10
	McCarville	5-5	123	8-22	.364	1-2	.500	12-17	.706	6	21	27	12	10-0	5	9	4	29	5.8	11
	Peters	5-0	81	9-22	.409	0-0	.000	4-4	1.000	2	14	16	6	12-0	6	5	7	22	4.4	8
	McKenith	1-0	7	0-0	.000	0-0	.000	2-2	1.000	0	0	0	0	0-0	0	0	0	2	2.0	2
	A. Taylor	4-0	23	2-3	.667	0-0	.000	3-4	.750	0	2	2	1	5-0	0	2	0	7	1.8	6
	L. Moore	2-0	21	1-2	.500	1-2	.500	0-0	.000	0	3	3	4	2-0	0	0	0	3	1.5	3
	Liston	3-0	15	0-1	.000	0-0	.000	0-0	.000	0	0	0	0	2-0	0	0	0	0	0.0	0
LYNX		5	1000	161-325	.495	22-56	.393	86-106	.811	37	122	159	107	92-0	31	54	18	430	86.0	91

SAN ANTONIO	PLAYER	G-GS	MIN	FG-FGA	PCT	3FG-A	PCT	FT-FTA	PCT	OFF	DEF	REB	AST	PF-DQ	STL	TO	BLK	PTS	AVG	HI
	Perkins	3-0	76	18-37	.486	11-22	.500	7-8	.875	1	8	9	9	5-0	4	3	1	54	18.0	23
	Robinson	5-5	154	25-59	.424	0-1	.000	9-9	1.000	2	10	12	33	15-0	6	9	0	59	11.8	15
	Adams	5-2	95	20-42	.476	7-17	.412	10-12	.833	7	13	20	1	20-0	2	8	2	57	11.4	19
	McBride	5-5	134	20-54	.370	10-23	.435	6-8	.750	3	6	9	5	10-0	0	7	3	56	11.2	17
	Johnson	3-0	60	13-24	.542	3-5	.600	4-4	1.000	4	5	9	3	3-0	1	2	0	33	11.0	13
	Hammon	5-5	131	15-36	.417	8-17	.471	3-3	1.000	0	7	7	31	6-0	2	7	3	41	8.2	15
	Appel	5-5	125	15-26	.577	0-0	.000	8-13	.615	15	33	48	8	18-0	3	8	6	38	7.6	11
	Young-Malcolm	5-3	130	15-34	.441	0-1	.000	8-13	.615	11	11	22	12	7-0	6	6	3	38	7.6	10
	Christon	5-0	58	6-18	.333	5-14	.357	3-3	1.000	1	4	5	1	7-0	1	2	1	20	4.0	11
	Ndour	2-0	3	1-1	1.000	1-1	1.000	0-0	.000	0	0	0	0	1-0	0	0	0	3	1.5	3
	Alexander	5-0	31	2-4	.500	0-0	.000	1-1	1.000	1	3	4	0	4-0	0	1	1	5	1.0	3
	Butler	2-0	2	0-0	.000	0-0	.000	1-2	.500	0	0	0	0	1-0	0	0	0	1	0.5	1
STARS		5	1000	150-335	.448	45-101	.446	60-76	.789	45	100	145	103	97-0	25	62	20	405	81.0	92





## SEATTLE STORM



### Western Conference

#### KeyArena

305 Harrison Street, Seattle, WA 98109

#### Storm Offices

3421 Thorndyke Ave W, Seattle, WA 98119  
(206) 217-9622  
Fax: (206) 281-5817

### 2015 SEASON

June 11 @ MIN, 7:00 p.m.  
July 3 @ SEA, 7:00 p.m.  
June 25 @ SEA, 9:00 p.m.  
September 8 @ MIN, 7:00 p.m.  
September 11 @ SEA, 9:00 p.m.



Sue Bird

### Series Facts

**Overall:** 27-27 **Home:** 19-8 **Road:** 8-19 **Playoffs:** 4-3

**Current Streak:** W2 **Home:** W9 **Road:** L2

**Last Home Win:** 07/13/14 (77-60)

**Last Home Loss:** 07/17/10 (71-73)

**Last Road Win:** 09/10/13 (73-60)

**Last Road Loss:** 06/27/14 (71-81)

**Lynx Largest margin of victory:** 25; 07/29/11, Minnesota, 92-67

**Lynx High Point Total:** 97; 08/31/13, Minnesota, 97-74

**Lynx Low Point Total:** 55; (2x) MR: 06/24/11, Seattle, 55-65

**Storm largest margin of victory:** 28; 06/19/09, Seattle, 62--90

**Storm High Point Total:** 96; (2x) MR: 09/06/08, Seattle, 88-96

**Storm Low Point Total:** 51; 08/10/01, Seattle, 65-51

**Ownership:** Force 10 Hoops, LLC **President & General Manager:** Alisha Valavanis **Head Coach:** Jenny Boucek **Assistant Coaches:** Robert Fodor & Ryan Webb

**Head Athletic Trainer:** Tom Spencer **Basketball Operations:** Preston Fawcett **Public Relations Manager:** Kimberly Veale **Television:** KONG **Radio:** KPTK AM 1090 **Home Court:** KeyArena (9,686)

**Team Colors:** Storm Green, Storm Gold, Storm Red, Storm Bronze **2014 Season** 12-22; 5th in Western Conference **2014 Postseason** N/A **All-Time Record (Founded):** 262-242 (2000)

### 2014 Lynx vs. Storm (2-2)

DATE	SITE	W/L	SCORE	LYNX HIGH	DREAM HIGH	ATTENDANCE
06/06/14	SEA	L	62-65	M.Moore/Augustus, 12	Langhorne/Wright, 13	6,836
06/27/14	SEA	L	71-81	M.Moore, 20	Little, 31	6,547
06/29/14	MIN	W	74-69	McCarville, 22	Bird, 21	8,814
07/13/14	MIN	W	77-60	M.Moore, 26	Little, 17	9,114





LYNX VS. STORM

MINNESOTA	PLAYER	G-GS	MIN	FG-FGA	PCT	3FG-A	PCT	FT-FTA	PCT	OFF	DEF	REB	AST	PF-DQ	STL	TO	BLK	PTS	AVG	HI
	M. Moore	4-4	136	28-61	.459	3-15	.200	13-16	.813	14	22	36	13	9-0	5	6	7	72	18.0	26
	McCarville	4-4	108	19-38	.500	0-2	.000	11-12	.917	6	14	20	9	7-0	5	3	1	49	12.3	22
	Whalen	4-4	119	14-32	.438	0-1	.000	8-11	.727	3	14	17	18	8-0	8	10	2	36	9.0	11
	Augustus	2-2	69	7-22	.318	1-4	.250	2-2	1.000	0	8	8	2	1-0	2	3	0	17	8.5	12
	Dantas	4-4	96	13-29	.448	0-0	.000	7-8	.875	5	13	18	1	6-0	2	6	2	33	8.3	12
	Peters	3-0	55	11-21	.524	0-0	.000	2-3	.667	5	12	17	5	2-0	4	6	4	24	8.0	12
	Wright	3-2	64	6-17	.353	1-5	.200	2-4	.500	2	7	9	10	10-0	3	6	0	15	5.0	6
	A. Taylor	4-0	35	5-8	.625	0-0	.000	5-7	.714	2	5	7	3	7-0	1	4	0	15	3.8	9
	L. Moore	1-0	8	1-4	.250	1-3	.333	0-0	.000	0	0	0	2	0-0	0	0	0	3	3.0	3
	White	4-0	67	4-15	.267	0-6	.000	4-6	.667	0	6	6	2	11-0	5	6	0	12	3.0	6
	Liston	3-0	30	3-8	.375	2-5	.400	0-0	.000	2	3	5	0	0-0	0	0	2	8	2.7	8
	McKenith	2-0	13	0-2	.000	0-0	.000	0-0	.000	0	2	2	1	2-0	1	1	0	0	0.0	0
LYNX		4	800	111-257	.432	8-41	.195	54-69	.783	39	106	145	66	63-0	36	55	18	284	71.0	77

SEATTLE	PLAYER	G-GS	MIN	FG-FGA	PCT	3FG-A	PCT	FT-FTA	PCT	OFF	DEF	REB	AST	PF-DQ	STL	TO	BLK	PTS	AVG	HI
	Little	4-4	125	25-46	.543	8-15	.533	8-10	.800	6	14	20	4	6-0	9	10	0	66	16.5	31
	Bird	4-4	114	15-43	.349	6-18	.333	6-7	.857	0	6	6	28	4-0	1	12	0	42	10.5	21
	O'Hea	3-0	65	11-20	.550	7-11	.636	2-2	1.000	0	4	4	6	3-0	1	3	4	31	10.3	15
	Wright	2-2	46	6-20	.300	0-2	.000	8-8	1.000	1	0	1	5	9-0	1	6	1	20	10.0	13
	Langhorne	4-4	101	13-29	.448	0-0	.000	11-14	.786	9	23	32	2	6-0	2	6	1	37	9.3	13
	Johnson	4-0	63	8-23	.348	1-4	.250	6-6	1.000	0	8	8	10	5-0	4	9	1	23	5.8	12
	Clark	4-4	79	7-14	.500	2-6	.333	5-6	.833	5	6	11	2	8-0	2	0	2	21	5.3	8
	Stricklen	4-0	48	5-19	.263	2-13	.154	0-0	.000	1	4	5	4	10-0	4	0	0	12	3.0	7
	Powell	4-0	63	3-14	.214	2-9	.222	0-0	.000	2	6	8	1	6-0	5	2	1	8	2.0	3
	Robinson	4-0	25	4-5	.800	0-0	.000	0-0	.000	0	4	4	2	5-0	1	1	0	8	2.0	6
	Quinn	4-2	71	3-11	.273	1-4	.250	0-0	.000	1	16	17	3	4-0	1	5	1	7	1.8	4
STORM		4	800	100-244	.410	29-82	.354	46-53	.868	25	91	116	67	66-0	31	60	11	275	68.8	81



## TULSA SHOCK



### Western Conference

#### BOK Center

200 South Denver, Tulsa, OK 74103

#### Shock Offices

Williams Tower One, One West Third St.

Suite 1100 Tulsa, OK 74103

(918) 949-9700

Fax: (918) 949-9797

### 2015 SEASON

June 5 @ MIN, 7:00 p.m.

June 21 @ MIN, 6:00 p.m.

July 19 @ TUL, 3:30 p.m.

August 1 @ TUL, 7:00 p.m.



Skylar Diggins

### Series Facts

**Overall:** 30-12 **Home:** 17-4 **Road:** 13-8 **Playoffs:** 8-8

**Current Streak:** W5 **Home:** W2 **Road:** W10

**Last Home Win:** 08/16/14 (80-63)

**Last Home Loss:** 08/16/13 (77-83)

**Last Road Win:** 08/02/14 (84-75)

**Last Road Loss:** 06/04/10 (79-92)

**Lynx Largest margin of victory:** 30; 06/30/11, Tulsa, 101-71

**Lynx High Point Total:** 107; 07/10/12, Tulsa, 107-86

**Lynx Low Point Total:** 56; 08/04/99, Detroit, 56-59

**Shock largest margin of victory:** 13; 06/04/10, Tulsa, 92-79

**Shock High Point Total:** 98; 06/20/08, Detroit, 98-93 (OT)

**Shock Low Point Total:** 51; 06/12/99, Minnesota, 51-68

**Ownership:** Bill Cameron, David Box, Pat Chernicky, Chris Christian, Sam and Rita Combs, Don and Pat Hardin, Paula Mashall, Stuart and Linda Price, Scott and Katie Schofield

**President/CRO:** Steve Swetoha **Head Coach:** Fred Williams **Assistant Coaches:** Bridget Pettis, Ed Baldwin **Head Athletic Trainer and Director of Basketball Operations:** Allison Russell

**Manager of Public Relations:** Eric Newendorp **Home Court:** BOK Center (7,479) **Team Colors:** Black and Yellow **2014 Season:** 12-22; 6th in Western Conference

**2014 Postseason:** N/A **All-Time Record (Founded):** 251-315 (1998 - Detroit Shock)

### 2014 Lynx vs.Shock (5-0)

DATE	SITE	W/L	SCORE	LYNX HIGH	DREAM HIGH	ATTENDANCE
05/23/14	TUL	W	94-93	M.Moore, 38	Diggins, 21	7,256
07/10/4	TUL	W	91-85	M.Moore, 33	Diggins, 21	4,961
07/16/14	MIN	W	93-82	M.Moore, 32	Diggins, 19	16,413
08/02/14	TUL	W	84-75	M.Moore, 40	Sims, 25	6,339
08/16/14	MIN	W	80-63	M.Moore, 19	Sims, 31	9,505



## LYNX VS. SHOCK

MINNESOTA	PLAYER	G-GS	MIN	FG-FGA	PCT	3FG-A	PCT	FT-FTA	PCT	OFF	DEF	REB	AST	PF-DQ	STL	TO	BLK	PTS	AVG	HI
	M. Moore	5-5	175	55-94	.585	11-28	.393	41-44	.932	11	39	50	17	12-0	7	16	4	162	32.4	40
	Augustus	3-3	90	26-47	.553	3-3	1.000	4-4	1.000	2	12	14	8	3-0	1	2	0	59	19.7	23
	Whalen	5-5	148	26-65	.400	0-1	.000	12-16	.750	5	15	20	35	10-0	5	10	0	64	12.8	21
	Dantas	4-3	108	10-19	.526	0-0	.000	13-17	.765	7	17	24	4	12-0	1	4	1	33	8.3	13
	McCarville	5-5	124	16-29	.552	1-3	.333	6-11	.545	5	13	18	11	9-0	3	5	2	39	7.8	11
	Wright	4-2	89	8-21	.381	0-3	.000	9-10	.900	1	7	8	8	7-0	9	4	3	25	6.3	10
	Peters	4-0	76	11-22	.500	0-0	.000	1-2	.500	8	9	17	8	10-0	3	6	3	23	5.8	10
	White	5-0	92	7-23	.304	3-12	.250	3-3	1.000	2	6	8	11	13-0	3	4	1	20	4.0	8
	Brunson	2-2	51	2-10	.200	0-0	.000	3-4	.750	6	12	18	4	4-0	0	2	2	7	3.5	7
	McKenith	1-0	3	1-2	.500	0-0	.000	0-0	.000	0	2	2	0	0-0	0	0	0	2	2.0	2
	A. Taylor	3-0	15	2-3	.667	0-0	.000	0-1	.000	2	0	2	1	5-0	1	2	0	4	1.3	2
	L. Moore	1-0	9	0-2	.000	0-1	.000	1-2	.500	0	2	2	2	4-0	1	1	0	1	1.0	1
	Liston	4-0	20	1-3	.333	1-2	.500	0-0	.000	0	4	4	1	1-0	0	0	0	3	0.8	3
LYNX		5	1000	165-340	.485	19-53	.358	93-114	.816	49	138	187	110	90-0	34	59	16	442	88.4	94

TULSA	PLAYER	G-GS	MIN	FG-FGA	PCT	3FG-A	PCT	FT-FTA	PCT	OFF	DEF	REB	AST	PF-DQ	STL	TO	BLK	PTS	AVG	HI
	Sims	5-4	176	36-87	.414	13-30	.433	17-20	.850	2	5	7	20	12-0	8	11	3	102	20.4	31
	Diggins	5-5	172	29-77	.377	3-20	.150	26-33	.788	0	6	6	27	13-0	10	16	3	87	17.4	21
	Johnson	4-4	136	24-45	.533	0-1	.000	13-16	.813	8	33	41	3	11-0	6	12	2	61	15.3	17
	Williams	1-1	27	3-14	.214	1-6	.167	3-4	.750	0	4	4	3	3-0	3	1	0	10	10.0	10
	Paris	5-5	120	18-31	.581	0-0	.000	9-13	.692	18	28	46	3	17-0	2	5	6	45	9.0	13
	Lacy	5-1	65	10-25	.400	5-12	.417	4-5	.800	1	10	11	1	10-0	0	3	2	29	5.8	10
	Hodges	5-5	98	10-25	.400	4-17	.235	3-3	1.000	2	3	5	8	14-0	0	2	1	27	5.4	10
	Hooper	5-0	98	5-20	.250	5-15	.333	7-7	1.000	2	7	9	2	11-0	2	4	1	22	4.4	11
	Baugh	5-0	50	3-6	.500	0-0	.000	3-4	.750	8	15	23	2	10-0	0	6	0	9	1.8	4
	Jackson-Jones	2-0	27	1-4	.250	0-0	.000	1-2	.500	2	5	7	1	2-0	2	2	1	3	1.5	2
	Goodrich	3-0	21	1-3	.333	0-0	.000	1-2	.500	2	1	3	2	1-0	0	1	0	3	1.0	2
	Plaisance	2-0	10	0-2	.000	0-1	.000	0-0	.000	0	1	1	1	1-0	0	0	1	0	0.0	0
SHOCK		5	1000	140-339	.413	31-102	.304	87-109	.798	45	118	163	73	105-0	33	66	20	398	79.6	93





## WASHINGTON MYSTICS




### Eastern Conference

**Verizon Center**  
601 F Street NW  
Washington, D.C. 20004  
(202) 628-3200  
Fax: (202) 661-5113

### 2015 SEASON

August 16 @ WASH, 3:00 p.m.  
August 19 @ MIN, 7:00 p.m.



Kara Lawson

### Series Facts

**Overall:** 16-13 **Home:** 8-6 **Road:** 8-7

**Current Streak:** W2 **Home:** W1 **Road:** W1

**Last Home Win:** 06/20/14 (75-65)

**Last Home Loss:** 08/08/13 (75-79)

**Last Road Win:** 05/16/14 (89-77)

**Last Road Loss:** 06/08/13 (80-85)

**Lynx Largest margin of victory:** 29; 08/17/12, Minnesota, 98-69

**Lynx High Point Total:** 98; 08/17/12, Minnesota, 98-69

**Lynx Low Point Total:** 48; 08/21/99, Washington, 48-45

**Mystics largest margin of victory:** 15; 05/27/06, Washington, 90-75

**Mystics High Point Total:** 94; 07/07/09, Minnesota, 94-96 OT

**Mystics Low Point Total:** 45; 08/21/99, Washington, 45-48

**Owner:** Monumental Sports & Entertainment **Vice Chairman, President & Managing Partner:** Sheila C. Johnson **General Manager & Head Coach:** Mike Thibault

**Assistant Coaches:** Marianne Stanley, Eric Thibault **Director of Basketball Operations:** Maria Giovannetti **Athletic Trainer:** Navin Hettiarachchi

**Director of Corporate & Mystics Communications:** Ketsia Colimon **Radio:** www.washingtonmystics.com (webcast) **Home Court:** Verizon Center (10,100) **Team Colors:** Red, White, Navy, Silver

**2014 Season** 16-18; 3rd in Eastern Conference **2014 Postseason** Lost to the Indiana in the Eastern Conference Semi-Finals (2-0) **All-Time Record (Founded):** 224-342 (1998)

### 2014 Lynx vs. Mystics (2-0)

DATE	SITE	W/L	SCORE	LYNX HIGH	DREAM HIGH	ATTENDANCE
05/16/14	WASH	W	89-77	M. Moore, 34	Latta, 25	7,395
06/20/14	MIN	W	75-65	M. Moore, 20	Lawson, 14	8,813





LYNX VS. MYSTICS

MINNESOTA	PLAYER	G-GS	MIN	FG-FGA	PCT	3FG-A	PCT	FT-FTA	PCT	OFF	DEF	REB	AST	PF-DQ	STL	TO	BLK	PTS	AVG	HI
	M. Moore	2-2	71	18-36	.500	6-12	.500	12-14	.857	4	15	19	10	5-0	2	3	2	54	27.0	34
	Augustus	2-2	61	20-34	.588	1-3	.333	2-2	1.000	1	4	5	5	2-0	1	1	0	43	21.5	24
	Whalen	2-2	60	9-16	.563	0-0	.000	4-6	.667	3	7	10	15	5-0	2	1	0	22	11.0	12
	McCarville	2-2	60	8-20	.400	0-1	.000	1-2	.500	1	15	16	6	4-0	2	5	2	17	8.5	9
	Dantas	2-2	49	4-8	.500	0-0	.000	0-2	.000	4	12	16	6	2-0	1	3	1	8	4.0	6
	Liston	2-0	11	3-4	.750	1-2	.500	0-2	.000	0	1	1	0	3-0	0	1	0	7	3.5	7
	Peters	1-0	24	1-4	.250	0-0	.000	1-2	.500	4	2	6	1	3-0	1	2	1	3	3.0	3
	A. Taylor	2-0	13	1-3	.333	0-0	.000	2-2	1.000	1	0	1	0	1-0	0	1	0	4	2.0	4
	White	2-0	33	2-9	.222	0-2	.000	0-0	.000	0	5	5	3	3-0	3	1	0	4	2.0	4
	L. Moore	2-0	8	0-1	.000	0-0	.000	2-2	1.000	0	1	1	0	0-0	0	0	0	2	1.0	2
	Wright	1-0	10	0-3	.000	0-0	.000	0-0	.000	0	2	2	0	0-0	0	1	0	0	0.0	0
LYNX		2	400	66-138	.478	8-20	.400	24-34	.706	18	64	82	46	28-0	12	20	6	164	82.0	89

WASHINGTON	PLAYER	G-GS	MIN	FG-FGA	PCT	3FG-A	PCT	FT-FTA	PCT	OFF	DEF	REB	AST	PF-DQ	STL	TO	BLK	PTS	AVG	HI
	Latta	2-2	56	9-17	.529	8-15	.533	2-2	1.000	0	4	4	8	6-0	1	4	0	28	14.0	25
	Ruffin-Pratt	2-0	36	9-15	.600	3-6	.500	1-3	.333	3	6	9	1	6-0	1	0	0	22	11.0	17
	Lawson	2-1	50	6-15	.400	3-10	.300	1-2	.500	1	5	6	7	2-0	0	1	0	16	8.0	14
	Meesseman	2-2	58	8-21	.381	0-0	.000	0-0	.000	1	4	5	4	1-0	0	1	1	16	8.0	8
	Vaughn	2-2	45	6-20	.300	0-1	.000	3-4	.750	6	13	19	1	4-0	4	0	2	15	7.5	10
	Hartley	2-1	47	4-15	.267	0-4	.000	6-8	.750	0	4	4	10	1-0	0	5	0	14	7.0	10
	Currie	2-2	32	3-9	.333	0-2	.000	7-10	.700	2	3	5	1	5-0	1	2	0	13	6.5	9
	Dolson	2-0	34	3-7	.429	0-2	.000	2-2	1.000	1	7	8	3	4-0	0	7	3	8	4.0	6
	Greene	1-0	15	1-5	.200	0-2	.000	0-0	.000	0	0	0	0	2-0	1	0	0	2	2.0	2
	Hawkins	2-0	12	2-3	.667	0-0	.000	0-0	.000	0	2	2	1	2-0	1	0	0	4	2.0	4
	Milovanovic	2-0	15	2-7	.286	0-2	.000	0-0	.000	1	1	2	2	1-0	1	0	0	4	2.0	2
MYSTICS		2	400	53-134	.396	14-44	.318	22-31	.710	15	49	64	38	34-0	10	20	6	142	71.0	77



# WNBA



LYNX UNLEASHED



## LEAGUE OFFICE

Olympic Tower, 645 Fifth Avenue, New York, NY 10022  
p: (212) 407.8000 | f: (212) 750.WNBA (9622)  
wnba.com

### PRESIDENT'S OFFICE

President  
Chief Operating Officer  
Administrative Assistant to the President

Laurel J. Richie  
Christine Godleski  
Donna Collins

### BASKETBALL OPERATIONS AND PLAYER RELATIONS

Chief of Basketball Operations & Player Relations  
Senior Director, Basketball Operations  
Supervisor of Officials  
Manager, Player Programs  
Manager, Basketball Operations  
Coordinator

Reneé Brown  
Todd DeMoss  
Dee Kantner  
Bonnie Thurston  
David Dorfman  
Megan Hughes

### BUSINESS DEVELOPMENT AND MARKETING PARTNERSHIPS

Executive Vice President, Marketing Partnerships  
Senior Vice President, Marketing Partnerships  
Senior Vice President, Business Development  
Vice President, Marketing Partnerships  
Sr. Account Executive, WNBA Marketing Partnerships

Mark Tatum  
Emilio Collins  
Rachel Jacobson  
Kelly Flatow  
Alanna LeGall

### TEAM MARKETING & BUSINESS OPERATIONS

Sr. VP, Team Business Development  
VP, Team Marketing & Strategic Planning  
Director, WNBA Team Business Development  
Admin. Asst., Marketing and Business Development

Christopher Granger  
Donna Daniels  
Dipali Ottaviani  
Scottie Graham

### COMMUNICATIONS

VP, NBA/WNBA Basketball Communications  
Director, WNBA Communications  
Director, WNBA Communications  
Coordinator, WNBA Basketball Communications

Maureen Coyle  
Ron Howard  
Dina Skokos  
Samantha Tager

### BROADCASTING

Vice President, Broadcasting

Todd Harris

### MARKETING

Vice President, Marketing  
Vice President, Marketing  
Vice President, Marketing  
Coordinator, Communications

Hilary Shaeve  
Melissa Brenner  
Carolanne McAuliffe  
Stuart Winchester

### PRODUCTION AND PROGRAMMING

Sr. VP, Production, Programming and Broadcasting  
Vice President, Production and Programming  
Director, Corporate Services  
Director, Production and Programming

Daniel Meiseles  
Nancy Baldwin  
Barry Carlin  
Kathleen Reidy

### INTERACTIVE SERVICES

Director  
Manager  
Manager  
Senior Coordinator  
Senior Coordinator  
Coordinator

Patrick Mulrenin  
Darren Misener  
Brian Martin  
Jim Reilly  
Kevin Scheitrum  
Anthony Oliva

### COMMUNITY RELATIONS

Exec. VP, Community Relations and Player Programs  
Sr. VP, Community Relations and Player Programs

Kathy Behrens  
Todd Jacobson

### FINANCE

Senior Vice President, Finance  
Senior Director

Michael Whitehead  
Wayne Rappaport

### LEGAL

WNBA General Counsel

Jamin S. Dershowitz

### SECURITY

Director, Security

Kelley Hardwick

### EVENTS & ATTRACTIONS

Executive Vice President, Events & Attractions  
Senior Vice President, Events & Attractions  
Senior Vice President, Events & Attractions  
Vice President, Events & Attractions  
Director, Events & Attractions  
Manager, Events & Attractions

Ski Austin  
Kenneth Payne  
Peter Fink  
Lou DiSabatino  
Andrea Grumet  
Kristina Parente

### GMG

Vice President, Team Outfitting and Equipment  
Vice President, Retail Marketing and Development  
Vice President, Licensing and Business Affairs  
Vice President, Licensing -- Trading Cards  
Sr. Director, Entertainment Products  
Sr. Coordinator, Team Outfitting and Identity Assurance

Christopher Arena  
Brian Keegan  
Vicky Picca  
Lisa Goldberg  
Anne Hart  
Michael Brady





## WNBA

### 2014 WNBA FINAL STANDINGS EASTERN CONFERENCE

	W	L	PCT	GB	HM	RD	L-10	STK
Atlanta	19	15	.559	-	13- 4	6-11	4-6	L1
Indiana	16	18	.471	3	7-10	9- 8	5-5	L1
Washington	16	18	.471	3	8- 9	8- 9	5-5	L1
Chicago	15	19	.441	4	9- 8	6-11	5-5	L2
New York	15	19	.441	4	10- 7	5-12	5-5	W2
Connecticut	13	21	.382	6	9- 8	4-13	3-7	W1

### WESTERN CONFERENCE

	W	L	PCT	GB	HM	RD	L-10	STK
Phoenix	29	5	.853	-	16- 1	13- 4	8-2	W2
MINNESOTA	25	9	.735	4	15- 2	10- 7	7-3	W1
Los Angeles	16	18	.471	13	7-10	9- 8	6-4	L1
San Antonio	16	18	.471	13	8- 9	8- 9	4-6	W3
Seattle	12	22	.353	17	8- 9	4-13	3-7	L2
Tulsa	12	22	.353	17	8- 9	4-13	4-6	L3

### 2014 WNBA PLAYOFFS

Home team listed in CAPS

#### WEST FIRST ROUND

**MINNESOTA 88**, San Antonio 84  
**Minnesota94**, SAN ANTONIO 89  
(Minnesota wins series, 2-0)

PHOENIX 75, Los Angeles 72  
Phoenix 93, LOS ANGELES 68  
(Phoenix wins series, 2-0)

#### EAST FIRST ROUND

Chicago 80, ATLANTA 77  
CHICAGO 83, Atlanta 92  
Chicago 81, ATLANTA 80  
(Chicago wins series, 2-1)

INDIANA 78, Washington 72  
Indiana 81, WASHINGTON 76  
(Indiana wins series, 2-0)

#### WNBA FINALS

**PHOENIX 83**, Chicago 62  
**PHOENIX 97**, Chicago 68  
**Phoenix 87**, CHICAGO 82  
(Phoenix wins series, 3-0)

### WESTERN CONFERENCE FINALS

**Minnesota 71**, PHOENIX 85  
**MINNESOTA 82**, Phoenix 77  
**Minnesota 78**, PHOENIX 96  
(Phoenix wins series, 2-1)

### EASTERN CONFERENCE FINALS

Chicago 70, INDIANA 77  
CHICAGO 86, Indiana 84  
Chicago 75, INDIANA 62  
(Chicago wins series, 2-1)

### 2014 WNBA AWARD WINNERS

**WNBA Most Valuable Player**  
**WNBA Defensive Player of the Year**  
**WNBA Most Improved Player**  
**WNBA Rookie of the Year**  
**WNBA Coach of the Year**  
**Kim Perrot Sportsmanship Award**  
**WNBA Sixth Woman of the Year**

Maya Moore, Minnesota  
Brittney Griner, Phoenix  
Skylar Diggins, Tulsa  
Chiney Ogumike, Connecticut  
Sandy Brondello, Phoenix  
Becky Hammon, San Antonio  
Allie Quigley, Chicago

#### All-WNBA First Team (selected by position)

F	MAYA MOORE	MINNESOTA LYNX
F	Candace Parker	Los Angeles Sparks
C	Brittney Griner	Phoenix Mercury
G	Diana Taurasi	Phoenix Mercury
G	<b>Skylar Diggins</b>	<b>Tulsa Shock</b>

#### All-WNBA Second Team (selected by position)

F	Angel McCoughtry	Atlanta Dream
F	Nneka Ogumike	Los Angeles Sparks
C	Tina Charles	Connecticut Sun
G	LINDSAY WHALEN	MINNESOTA LYNX
G	Danielle Robinson	San Antonio Stars
G	<b>SEIMONE AUGUSTUS</b>	<b>MINNESOTA LYNX</b>

#### WNBA All-Rookie Team

F	Chiney Ogumike	Connecticut Sun
G	Odyssey Sims	Tulsa Shock
G/F	Kayla McBride	San Antonio Stars
G	Bria Hartley	Washington Mystics
F	Alyssa Thomas	Connecticut Sun





## 2014 WNBA INDIVIDUAL LEADERS

### SCORING AVERAGE

	G	FG	FT	PTS	AVG
<b>M. MOORE, MIN.</b>	34	295	160	812	23.9
Diggins, Tul.	34	232	186	683	20.1
Parker, L.A.	30	216	132	583	19.4
McCoughtry, Atl.	31	206	131	574	18.5
Charles, N.Y.	34	236	118	590	17.4
Sims, Tul.	34	201	120	569	16.7
Taurasi, Pho.	33	171	132	536	16.2
Ogwumike, L.A.	33	204	110	521	15.8
Griner, Pho.	34	219	93	531	15.6
Ogwumike, Ct.	31	196	88	480	15.5

### STEALS PER GAME

	G	STL	AVG
McCoughtry, Atl.	31	74	2.39
Lyttle, Atl.	34	75	2.21
Larkins, Ind.	33	64	1.94
Prince, Chi.	26	49	1.88
<b>M. MOORE, MIN.</b>	34	64	1.88
Parker, L.A.	30	54	1.80
Ogwumike, L.A.	33	58	1.76
Robinson, S.A.	33	55	1.67
Diggins, Tul.	34	51	1.50
Herrington, L.A.	34	51	1.50

### FIELD GOAL PCT

	FGM	FGA	PCT
Larkins, Ind.	124	207	.599
Griner, Pho.	219	379	.578
Paris, Tul.	139	242	.574
Langhorne, Sea.	180	315	.571
Fowles, Chi.	101	185	.546
de Souza, Atl.	192	352	.545
Ogwumike, Ct.	196	366	.536
Dupree, Pho.	210	394	.533
Lavender, L.A.	174	330	.527
Ogwumike, L.A.	204	392	.520

### ASSISTS

	G	AST	AVG
Taurasi, Pho.	33	185	5.6
<b>WHALEN, MIN.</b>	34	189	5.6
Robinson, S.A.	33	174	5.3
Diggins, Tul.	34	170	5.0
Parker, L.A.	30	128	4.3
Hammon, S.A.	32	135	4.2
Sims, Tul.	34	142	4.2
Toliver, L.A.	27	112	4.1
Bird, Sea.	33	133	4.0
Dumerc, Atl.	28	112	4.0

### MINUTES PER GAME

	G	MIN	AVG
Diggins, Tul.	34	1192	35.1
<b>M. MOORE, MIN.</b>	34	1181	34.7
Sims, Tul.	34	1169	34.4
Parker, L.A.	30	995	33.2
Robinson, S.A.	33	1091	33.1
Charles, N.Y.	34	1119	32.9
Douglas, Ct.	32	1040	32.5
Johnson, Tul.	33	1070	32.4
Prince, Chi.	26	840	32.3
Latta, Was.	34	1079	31.7

### FREE THROW PCT

	FTM	FTA	PCT
Robinson, S.A.	96	102	.941
Delle Donne, Chi.	84	90	.933
Meesseman, Was.	50	55	.909
<b>M. MOORE, MIN.</b>	160	181	.884
January, Ind.	66	75	.880
Quigley, Chi.	51	58	.879
Prince, Chi.	113	129	.876
Taurasi, Pho.	132	151	.874
Ogwumike, L.A.	110	126	.873
Pierson, N.Y.	79	92	.859

### 3-PT FG PCT

	3FG	3FGA	PCT
Phillips, Pho.	35	78	.449
Montgomery, N.Y.	28	65	.431
Perkins, S.A.	39	95	.411
O'Hea, Sea.	29	72	.403
Hammon, S.A.	47	118	.398
McBride, S.A.	57	144	.396
Toliver, L.A.	46	117	.393
Quigley, Chi.	41	106	.387
Christmas, Ind.	27	70	.386
Stricklen, Sea.	47	122	.385

### REBOUNDS

	G	OFF	DEF	TOT	AVG
Paris, Tul.	34	136	211	347	10.2
Charles, N.Y.	34	89	231	320	9.4
Johnson, Tul.	33	95	210	305	9.2
Larkins, Ind.	33	99	204	303	9.2
Lyttle, Atl.	34	84	221	305	9.0
de Souza, Atl.	33	97	189	286	8.7
Ogwumike, Ct.	1	123	141	264	8.5
<b>M. MOORE, MIN.</b>	34	72	204	276	8.1
Griner, Pho.	34	62	209	271	8.0
Appel, S.A.	34	66	204	270	7.9

### BLOCKS PER GAME

	G	BLK	AVG
Griner, Pho.	34	129	3.79
Fowles, Chi.	20	41	2.05
Breland, Chi.	32	58	1.81
de Souza, Atl.	33	49	1.48
Parker, L.A.	30	41	1.37
Ogwumike, Ct.	31	37	1.19
Dolson, Was.	34	37	1.09
Paris, Tul.	4	36	1.06
Meesseman, Was.	34	34	1.00
<b>PETERS, MIN.</b>	28	28	1.00





## 2014 WNBA TEAM LEADERS

### TEAM STATISTICS

TEAM	G	FIELD GOALS			3-PT FIELD GOALS			FREE THROWS			REBOUNDS			MISCELLANEOUS						SCORING	
		MADE	ATT.	PCT.	MADE	ATT.	PCT.	MADE	ATT.	PCT.	OFF.	DEF.	TOT.	AST	PF	DQ	STL	TO	BLK	PTS	AVG.
Phoe.	34	1052	2172	.484	178	508	.350	558	687	.812	237	909	1146	661	544	0	235	443	205	2840	83.5
<b>Minn.</b>	<b>34</b>	<b>1068</b>	<b>2285</b>	<b>.467</b>	<b>128</b>	<b>379</b>	<b>.338</b>	<b>512</b>	<b>643</b>	<b>.796</b>	<b>280</b>	<b>919</b>	<b>1199</b>	<b>690</b>	<b>572</b>	<b>2</b>	<b>241</b>	<b>419</b>	<b>124</b>	<b>2776</b>	<b>81.6</b>
Tulsa	34	1000	2343	.427	183	601	.304	577	751	.768	397	782	1179	519	691	5	246	464	110	2760	81.2
Atl.	34	1038	2401	.432	153	505	.303	511	697	.733	400	882	1282	659	659	4	327	546	148	2740	80.6
S.A.	34	985	2291	.430	226	630	.359	449	546	.822	299	778	1077	621	569	0	251	430	97	2645	77.8
L.A.	34	1043	2282	.457	89	282	.316	457	573	.798	299	803	1102	631	585	3	308	492	116	2632	77.4
Chi.	34	973	2245	.433	119	358	.332	526	649	.810	292	870	1162	556	648	4	244	488	201	2591	76.2
Conn.	34	986	2379	.414	151	469	.322	450	606	.743	397	759	1156	473	678	2	273	502	110	2573	75.7
Wash.	34	944	2221	.425	178	561	.317	459	575	.798	330	873	1203	577	638	2	234	525	107	2525	74.3
Ind.	34	907	2168	.418	175	506	.346	532	705	.755	346	751	1097	483	714	3	279	503	139	2521	74.1
N.Y.	34	938	2223	.422	103	338	.305	474	630	.752	311	871	1182	545	590	3	246	491	99	2453	72.1
Sea.	34	895	2051	.436	201	598	.336	419	538	.779	216	754	970	565	589	3	225	498	69	2410	70.9

### OPPONENTS' STATISTICS

TEAM	G	FIELD GOALS			3-PT FIELD GOALS			FREE THROWS			REBOUNDS			MISCELLANEOUS						SCORING		
		MADE	ATT.	PCT.	MADE	ATT.	PCT.	MADE	ATT.	PCT.	OFF.	DEF.	TOT.	AST	PF	DQ	STL	TO	BLK	PTS	AVG.	DIFF
Wash.	34	959	2325	.412	144	453	.318	448	613	.731	351	799	1150	554	597	1	276	430	92	2510	73.8	+0.4
Phoe.	34	980	2394	.409	153	509	.301	407	522	.780	344	828	1172	521	664	3	227	457	74	2520	74.1	+9.4
Ind.	34	923	2084	.443	125	410	.305	583	745	.783	294	789	1083	526	660	4	271	519	179	2554	75.1	-1.0
N.Y.	34	960	2253	.426	174	499	.349	463	601	.770	294	859	1153	578	598	1	274	453	123	2557	75.2	-3.1
Sea.	34	979	2142	.457	144	440	.327	459	576	.797	281	825	1106	559	560	3	269	447	114	2561	75.3	-4.4
<b>Minn.</b>	<b>34</b>	<b>990</b>	<b>2339</b>	<b>.423</b>	<b>216</b>	<b>625</b>	<b>.346</b>	<b>428</b>	<b>548</b>	<b>.781</b>	<b>308</b>	<b>799</b>	<b>1107</b>	<b>600</b>	<b>632</b>	<b>2</b>	<b>230</b>	<b>440</b>	<b>140</b>	<b>2624</b>	<b>77.2</b>	<b>+4.5</b>
Conn.	34	972	2195	.443	138	428	.322	553	699	.791	318	823	1141	551	617	2	262	531	141	2635	77.5	-1.8
L.A.	34	1006	2238	.450	158	502	.315	469	580	.809	305	839	1144	615	569	3	274	549	111	2639	77.6	-0.2
Chi.	34	992	2364	.420	159	504	.315	517	678	.763	381	840	1221	613	628	2	270	450	171	2660	78.2	-2.0
Atl.	34	985	2302	.428	177	498	.355	523	688	.760	328	840	1168	634	672	3	306	585	115	2670	78.5	+2.1
S.A.	34	1044	2204	.474	147	456	.322	470	597	.787	284	876	1160	627	598	3	222	477	115	2705	79.6	-1.8
Tulsa	34	1039	2221	.468	149	411	.363	604	753	.802	316	834	1150	602	682	4	228	463	150	2831	83.3	-2.1

### TEAMS' STATISTICS, RANK WITHIN LEAGUE

	ATL	CHI	CT	IND	LA	MIN	NY	PHO	SA	SEA	TUL	WAS
Points/game	4	7	8	10	6	<b>2</b>	11	1	5	12	3	9
FG pct.	6	5	12	11	3	<b>2</b>	10	1	7	4	8	9
FT pct.	12	3	11	9	5	<b>6</b>	10	2	1	7	8	4
3-pt FG pct.	12	6	7	3	9	<b>4</b>	10	2	1	5	11	8
Off. Reb./gm	1	9	2t	4	7t	<b>10</b>	6	11	7t	12	2t	5
Def. Reb./gm	3	6	10	12	7	<b>1</b>	5	2	9	11	8	4
Rebounds/game	1	6	7	10	9	<b>3</b>	4	8	11	12	5	2
Assists/game	3	8	12	11	4	<b>1</b>	9	2	5	7	10	6
Steals/game	1	8	4	3	2	<b>9</b>	6t	10	5	12	6t	11
Turnovers/gm	12	5	9	10	7	<b>1</b>	6	3	2	8	4	11
Blocks/gm	3	2	7t	4	6	<b>5</b>	10	1	11	12	7t	9
Pers.Fouls/gm	9	8	10	12	4	<b>3</b>	6	1	2	5	11	7
DQ/game	10t	10t	3t	6t	6t	<b>3t</b>	6t	1t	1t	6t	12	3t

### OPPONENTS' STATISTICS, RANK WITHIN LEAGUE

	ATL	CHI	CT	IND	LA	MIN	NY	PHO	SA	SEA	TUL	WAS
Points/game	10	9	7	3	8	<b>6</b>	4	2	11	5	12	1
FG pct.	6	3	7	8	9	<b>4</b>	5	1	12	10	11	2
FT pct.	2	3	9	7	12	<b>6</b>	4	5	8	10	11	1
3-pt FG pct.	11	4	7	2	3	<b>9</b>	10	1	6	8	12	5
Off. Reb./gm	9	12	8	3t	5	<b>6</b>	3t	10	2	1	7	11
Def. Reb./gm	9t	9t	4	1	8	<b>2t</b>	11	6	12	5	7	2t
Rebounds/game	10	12	4	1	5	<b>3</b>	8	11	9	2	6t	6t
Assists/game	12	9	3	2	10	<b>7</b>	6	1	11	5	8	4
Steals/game	12	7	5	8	9t	<b>4</b>	9t	2	1	6	3	11
Turnovers/gm	1	9	3	4	2	<b>11</b>	8	7	5	10	6	12
Blocks/gm	5t	11	9	12	3	<b>8</b>	7	1	5t	4	10	2
Pers.Fouls/gm	2	6	7	4	11	<b>5</b>	8t	3	8t	12	1	10
DQ/game	3t	8t	8t	1t	3t	<b>8t</b>	11t	3t	3t	3t	1t	11t





## LEAGUE HISTORY AND INFORMATION

### HISTORY:

On April 24, 1996, women's basketball announced "We Got Next" as the NBA Board of Governors approved the concept of a Women's National Basketball Association (WNBA) to begin play in June 1997.

Since that day in 1996, there have been many firsts for the WNBA:

Val Ackerman -- the first president of the WNBA  
Sheryl Swoopes -- the first player signed to the WNBA  
Cynthia Cooper -- the league's first Most Valuable Player  
Houston Comets -- the first WNBA champions  
Lisa Leslie -- the first WNBA player to dunk (July 30 2002 vs. Miami)  
Lauren Jackson -- the first international player to win MVP (2007)  
Candace Parker -- the first rookie to earn the league's MVP honor (2008)  
Sylvia Fowles -- the first goaltending call (June 3, 2008 vs. L.A.)

The inaugural WNBA season tipped off on June 21, 1997, with the New York Liberty taking on the Los Angeles Sparks at the Great Western Forum in Inglewood, Calif. A crowd of 14,284 watched as Sparks guard Penny Toler scored the first basket in WNBA history. The Liberty defeated the Sparks, 67-57.

Fifteen years later, in a rematch of those same two teams at Staples Center in Los Angeles, the increased skill, talent, and athleticism of WNBA players was evident as the Sparks, led by center/forward Candace Parker, defeated the Liberty 96-91. In 2011, the league also selected its "Top 15 Players of All Time." Voting was conducted among fans, media, and current players and coaches. Those named to the list were Sue Bird, Tamika Catchings, Cynthia Cooper, Yolanda Griffith, Becky Hammon, Lauren Jackson, Lisa Leslie, Ticha Penicheiro, Cappie Pondexter, Katie Smith, Dawn Staley, Sheryl Swoopes, Diana Taurasi, Tina Thompson, and Teresa Weatherspoon.

### A GROWING GAME:

The influence of the WNBA can be seen in the explosive growth of organized women's basketball over the past 14 seasons. An estimated 100 million women play basketball worldwide, and the league reflects this trend, featuring 15 international players from six countries and territories at the start of the 2011 season. Female AAU youth basketball participation has increased 277 percent since 1991 (from 28,840 to 108,758 players). Female high school basketball participation has increased 17 percent since 1991 (from 387,802 to 456,967 players). And female NCAA basketball participation has increased 43 percent since 1991 (from 10,551 to 15,096 players).

### KEY PERSONNEL:

Laurel J. Richie -- President  
Renee Brown -- Chief of Basketball Operations and Player Relations  
Christine Godleski -- Chief Operating Officer  
Jamin Dershowitz -- General Counsel  
Dee Kantner -- Supervisor of Officials

### KEY PLAYERS:

Top veterans: Seimone Augustus (Lynx), Sue Bird (Storm), Rebekkah Brunson (Lynx), Swin Cash (Sky), Tamika Catchings (Fever), Tina Charles (Sun), Katie Douglas (Fever), Candice Dupree (Mercury), Sylvia Fowles (Sky), Becky Hammon (Silver Stars), Lindsey Harding (Dream), Lauren Jackson (Storm), Asjha Jones (Sun), Crystal Langhorne (Mystics), Angel McCoughtry (Dream), Maya Moore (Lynx), Candace Parker (Sparks), Cappie Pondexter (Liberty), Diana Taurasi (Mercury), Penny Taylor (Mercury), Tina Thompson (Storm), Lindsay Whalen (Lynx), Sophia Young (Silver Stars).

Rising young stars: Matee Ajavon (Mystics), Danielle Adams (Silver Stars), DeWanna Bonner (Mercury), Liz Cambage (Shock), Essence Carson (Liberty), Renee Montgomery (Sun), Epiphanny Prince (Sky), Danielle Robinson (Silver Stars), Courtney Vandersloot (Sky), Kia Vaughn (Liberty)

### KEY STATS:

Ball size: 28.5" (high school and NCAA women's)  
3-point line: 20'6 1/4" (International)  
Length of game: Four 10-minute quarters

### ALL-STAR GAME:

The first WNBA All-Star Game was held in New York at Madison Square Garden in 1999. The Garden also hosted the event in 2003 and in 2006. Washington's Verizon Center (2002, 2007) is the other venue to host the game multiple times. Other All-Star Games were played in Phoenix (2000), Orlando (2001), and at Mohegan Sun Arena in Uncasville, Conn. (2009). Due to the Olympics, no All-Star Game was held in 2004 and 2008, although Radio City Music Hall in New York City was the site of an exhibition game on August 5, 2004, as the U.S. National Team, comprised mainly of WNBA greats, faced a squad of WNBA All-Stars in "WNBA vs. USA Basketball: The Game at Radio City." In 2010, the WNBA held a special event called "WNBA vs. USA Basketball: The Stars at the Sun" at Mohegan Sun Arena in order to accommodate the FIBA World Championship schedule.

### INSPIRING WOMEN:

The Inspiring Woman Award is an annual honor that celebrates an individual who, on a daily basis, demonstrates her ability to inspire others through her commitment, passion and dedication to work, family, and community. Past honorees include Emmy-award winning news anchor Katie Couric (2011), U.S. Ambassador to the United Nations Susan Rice (2010), Emmy-award winning journalist Cokie Roberts (2009), Good Morning America's Robin Roberts (2008), Secretary of State Condoleezza Rice (2007), and the WNBA All-Decade Team (2006).

### DAWN STALEY AWARD:

The Dawn Staley Community Leadership Award was announced in 2006 and is now presented annually to the player who best exemplifies the characteristics of a leader in the community and reflects Staley's contagious leadership, spirit, charitable efforts, and love for the game. Winners include Charde Houston (2010), Chamique Holdsclaw (2009), Tamika Raymond (2008), and Tamika Catchings (2007). A member of the WNBA's All-Decade Team, Staley, who retired following the 2006 season, established herself as one of the greatest ambassadors in women's basketball history, while also demonstrating outstanding leadership qualities as a coach on the collegiate level and as a philanthropist and humanitarian.

### MARKETING:

The WNBA maintains marketing, promotional, and media partnerships with a variety of top companies, each with varying levels of activation and integration in league operations.

Marketing and Promotional Partners: adidas, American Express, Bacardi, BBVA, Boost Mobile, CieAura, Coca-Cola, Deuce Brand, EA Sports, Gatorade, General Mills/Wheaties, Growums, Hayworth, HP, InterContinental Hotels Group (IHG) Hotels, Jamba Juice, NewTek, Nike, Panasonic, Pepperidge Farm, Pirate's Booty, Russell Athletic, Sanofi Aventis, Sanofi Pasteur, Spalding

Media Partners: USA Today, Parenting Group, Essence, Heart & Soul

The WNBA's marketing partners utilize the league to support women's sports and reach its strong fanbase of women, families, and young girls through advertising in WNBA nationally televised games, national promotions, player endorsements, and special events.

On Aug. 22, 2011 the WNBA and Boost Mobile, an industry leader in no-contract wireless service, announced a landmark multiyear marketing partnership that makes Boost Mobile the first leaguewide marquee partner of the WNBA. As the league's most prominent partner, Boost Mobile is tied closely to the WNBA brand on a national level. As part of this partnership, the Boost Mobile brand is prominently featured on the front of the game jerseys of 10 teams. Additionally, special programming highlighting the "WNBA's Top 15 Moments presented by Boost Mobile" is included as part of the league's 15th season celebration.

The WNBA has an extensive, highly integrated relationship with adidas. The sporting goods and apparel giant has served as the official outfitter of the WNBA, having unveiled new uniforms across the league in 2007 and again in 2011. In 2008, adidas became the first-ever presenting partner of the WNBA's entire postseason, including both the playoffs and Finals, and was the presenting partner for the 2011 WNBA All-Star Game.

Five WNBA teams have entered the league's Marquee Partnership program, which includes multiyear deals featuring branded sponsorship of game jerseys -- the Phoenix Mercury partnering with Casino Arizona and Talking Stick Resort, the Los Angeles Sparks with Farmers Insurance Group, the Seattle Storm with Microsoft search engine Bing, the New York Liberty with Foxwoods Resort Casino, San Antonio Stars with H-E-B and the Washington Mystics with Inova Health System.





## LEAGUE HISTORY AND INFORMATION

### ATTENDANCE/TV RATINGS:

In 2011, WNBA attendance increased for the fifth consecutive year and regular-season TV viewership on ESPN2 reached its highest level since 2005, as fans responded to one of the most compelling seasons in the league's 15-year history.

Viewership for the league's showcase events also increased. Viewership for the WNBA All-Star Game on ABC was up 46 percent vs. the last All-Star on ABC in 2009 (there was no All-Star Game in 2010). Viewership for the 2011 WNBA Finals was up four percent over the 2010 championship series. U.S. ratings for the first round of the 2011 WNBA Draft on ESPN increased 47 percent vs. the first round of 2010 Draft on ESPN2.

The WNBA's broadcast coverage in 2011 included more than two dozen high-definition regular-season playoffs and Finals games on ESPN2 and ABC, as well as 70 regular-season games and up to six playoff games on NBA TV. In addition, all WNBA games were available online via WNBA LiveAccess unless: (a) They were televised on ABC or ESPN2 – in which case they streamed live on ESPN3.com and were later archived to WNBA.com, or (b) Their game window fell within a national broadcast window on ABC or ESPN2.

In July 2007, the WNBA signed a new, eight-year TV deal with ESPN that tipped off in 2009 and runs through 2016, the WNBA's 20th season. The agreement, which calls for ABC, ESPN, and ESPN2 to telecast WNBA games, includes rights fees, a first for any women's professional team sports league in the U.S.

### DIGITAL/SOCIAL MEDIA:

WNBA Digital assets continued to increase in popularity as WNBA.com saw continued growth during the 2011 season, with daily unique visits up 13 percent and overall visits up 11 percent. WNBA games streamed online at WNBA.com via LiveAccess saw a 55 percent increase in unique users. In terms of social media, the WNBA YouTube channel experienced a 35 percent increase in video views this season. The WNBA Facebook page (www.Facebook.com/wnba) saw an 11 percent increase in fans.

### GLOBAL REACH:

The WNBA has a wide impact on overseas markets. In 2011, WNBA games and programming reached a record 203 countries in 25 languages. In addition, for the sixth consecutive year, fans around the globe are able to view WNBA action via live Webcasts on WNBA.com.

End-of-season 2011 WNBA rosters featured 15 international players from seven countries and territories. Among the league's international contingent are the three-time MVP, Seattle Storm forward/center Lauren Jackson (Australia), the Indiana Fever's Tammy Sutton-Brown (Canada), the San Antonio Silver Stars' Sophia Young (St. Vincent), the Los Angeles Sparks' Ticha Penicheiro (Portugal), and Tulsa's Liz Cambage (Australia), whom the Shock selected with the No. 2 overall pick in the 2011 Draft.

### WNBA DRAFT:

The 2015 WNBA Draft presented by Boost Mobile took place on April 16 at Mohegan Sun in Uncasville, Conn. The Seattle Storm elected Notre Dame's guard Jewell Loyd as the No. 1 overall pick. The Tulsa Shock selected Amanda Zahui B. second, the Seattle Storm tabbed Kalenne Mosqueda-Lewis third, the Connecticut Sun chose Elizabeth Williams fourth, and the Chicago Sky took Cheyenne Parker fifth to round out the first five selections.

Six WNBA teams now fall under the independent ownership model: the Atlanta Dream, Chicago Sky, Connecticut Sun, Los Angeles Sparks, Seattle Storm, and Tulsa Shock.

The Tulsa Shock (formerly Detroit), which began play in Tulsa in 2010, is owned by Tulsa Pro Hoops L.L.C. The Connecticut Sun, which began operation in 2003 after relocating from Orlando, is owned by the Mohegan Tribe. The Chicago Sky is owned by Michael Alter.

### KEY HIGHLIGHTS:

On, Aug. 26, 2011, retired three-time league MVP Lisa Leslie became the first former WNBA player to become part owner of a team when she joined the existing ownership group of the Los Angeles Sparks led by Paula Madison and investors Kathy Goodman and Carla Christofferson.

In 2010, Tina Thompson of the Los Angeles Sparks became the all-time scoring leader with 6,413 points, surpassing her former teammate, Lisa Leslie (6,263) who retired following the 2009 season.

Tina Charles won the 2010 WNBA Rookie of the Year award after averaging 15.5 ppg, 11.7 rpg, and 1.7 bpg, while also setting league records for most rebounds (398) and doubles-doubles (22) in a season.

Lauren Jackson won the 2010 WNBA MVP presented by Kia Motors award and also took home 2010 WNBA Finals MVP honors.

Jackson also became the third player to earn WNBA MVP honors three times (2003, 2007, 2010), joining the Sparks' Lisa Leslie (2001, 2004, 2006) and the Houston Comets' Sheryl Swoopes (2000, 2002, 2005). Houston's Cynthia Cooper earned the award twice (1997, 1998). The others to capture MVP honors are the Sacramento Monarchs' Yolanda Griffith (1999), the Sparks' Candace Parker (2008, when she became the first rookie in league history to earn the award), and the Phoenix Mercury's Diana Taurasi (2009).

Lisa Leslie of the Los Angeles Sparks became the first – and only – WNBA player to capture the regular-season, All-Star, and Finals MVP awards in the same season (2001).

Candace Parker became the first WNBA player to win Rookie of the Year and Most Valuable Player in the same season (2008). The first selection in the 2008 WNBA Draft, she earned both honors after leading the league in double-doubles and rebounds per game, while also ranking second in blocks per game and fourth in points per game.

Lauren Jackson became the WNBA's youngest (26 years, 77 days) and fastest (209 games) to score her 4,000th career point on July 27, 2007. Diana Taurasi subsequently surpassed Jackson as the fastest to 4,000 points in terms of fewest games played when she reached the milestone on July 27, 2009 in just 197 games.

Taurasi rewrote the WNBA scoring records in 2006 when she led the league with 25.3 points per contest, became the first WNBA player to top 800 points in a single season (860), and the single-season mark for three-point field-goals (121), and the single-game mark for points (47, a number later equaled by the Storm's Lauren Jackson in 2007).

Sheryl Swoopes, who earned MVP and Defensive Player of the Year honors in 2000 and 2002, recorded the league's first triple-double (14 points, 15 rebounds, 10 assists) vs. the Detroit Shock on July 27, 1999.

Lisa Leslie became the first player to dunk in a WNBA game when she did so on July 30, 2002 versus the Miami Sol. Candace Parker, also of the Sparks, was the second, dunking versus the Indiana Fever on June 22, 2008.

### WNBA CARES:

Through the WNBA Cares initiative, the league is deeply committed to creating programs that improve the quality of life for all people, with a special emphasis on promoting health and wellness, youth and family development, and education. WNBA teams and players donate countless dollars and hours each year through league programs including WNBA FIT, Breast Health Awareness, and WNBA Green.





## LEAGUE MILESTONES

### 1996

**APR. 24** The NBA Board of Governors approved the concept of a WNBA.

**AUG. 7** Val Ackerman is named the first president of the WNBA.

**OCT. 23** Sheryl Swoopes became the first player signed by the WNBA.

**OCT. 30** WNBA announced eight teams to compete in the inaugural season – Charlotte, Cleveland, Houston, Los Angeles, New York, Phoenix, Sacramento and Utah.

### 1997

**JAN. 2** The Initial Player Allocation distributed the league's first 16 players (two per team). Cynthia Cooper, Jennifer Gillom, Lisa Leslie, Sheryl Swoopes and Teresa Weatherspoon were among the allocated players.

**APR. 19** The WNBA and Spalding introduced the league's official orange-and-oatmeal game ball at the WNBA Pre-Draft Camp at Disney's Wide World of Sports complex in Orlando, Fla.

**APR. 8** The Houston Comets selected USC forward Tina Thompson as the No. 1 draft pick in the inaugural WNBA Draft.

**JUNE 21** The New York Liberty and Los Angeles Sparks participated in the first WNBA game at the Great Western Forum in Inglewood, Calif. Sparks guard Penny Toler scored the league's first basket at 19:01. New York won 67-57.

**JUNE 23** The Utah Starzz became the first team to surpass the 100-point mark in a 102-89 victory against Los Angeles.

**JULY 2** New York forward Rebecca Lobo won her 100th consecutive game when the Liberty defeated Houston 70-67. The streak was composed of Lobo's 35-0 senior season at UConn, 60-0 mark as a member of the U.S. Olympic Team and 5-0 record as a member of the Liberty. The streak ended at 102.

**AUG. 30** The Houston Comets became the first WNBA champion following a 65-51 win over the New York Liberty at The Summit in Houston.

**OCT. 1** The WNBA announced that franchises in Detroit and Washington would join the league as expansion teams for the 1998 season.

### 1998

**APR. 22** The WNBA announced the addition of expansion teams in Orlando and Minnesota for the 1999 season.

**JUNE 19** Los Angeles center Lisa Leslie set a WNBA single-game record with 21 rebounds in the Sparks' 78-75 victory over New York.

**JUNE 21** Los Angeles center Lisa Leslie notched her seventh straight double-double, setting a WNBA record.

**JULY 18** Houston guard Cynthia Cooper became the first player to reach 1,000 career points during the Comets' 75-44 rout of Sacramento.

**JULY 29** Sacramento guard Ticha Penicheiro dished out a league single-game record 16 assists in a 75-67 loss vs. Cleveland. Penicheiro led the league in assists per game for six consecutive seasons (1998-2003).

**AUG. 29** In Game 2 of the WNBA Finals, Houston, who trailed Phoenix 1-0 in the best-of-three series, erased a 12-point deficit in the final 7:24, forced overtime and won the game. Houston went on to win the series and claimed its second of four titles.

### 1999

**APR. 29** The WNBA and WNBA signed the league's first collective bargaining agreement.

**JUNE 7** The WNBA announced the addition of four expansion teams to begin play in 2000 – Indiana, Miami, Portland and Seattle.

**JULY 14** Whitney Houston sang the National Anthem in front of a capacity crowd of 18,649 at New York's Madison Square Garden for the Inaugural WNBA All-Star Game. The West defeated the East 79-61 as Sparks center Lisa Leslie was named MVP.

**JULY 27** Houston forward Sheryl Swoopes recorded the WNBA's first triple-double with 15 points, 14 rebounds and 10 assists in an 85-46 win over Detroit at the Compaq Center.

**SEPT. 4** New York guard Teresa Weatherspoon nailed a shot from beyond the midcourt line with 2.4 seconds remaining to give the Liberty a 68-67 victory over the Houston Comets in Game 2 of the WNBA Championship. The shot sent the series to a decisive Game 3. The Comets won Game 3 and captured their third straight WNBA title.

### 2000

**JUNE 7** Cleveland forward Eva Nemcova ended her record streak of 66 consecutive free throws made with a miss against Orlando. Nemcova did not miss from the foul line from June 14, 1999 to June 5, 2000.

**JULY 17** The West defeated the East 73-61 at the 2000 WNBA All-Star Game at America West Arena in Phoenix. Houston forward Tina Thompson captured MVP honors.

**AUG. 25** Cleveland guard Suzie McConnell Serio was the recipient of the first Kim Perrot Sportsmanship Award. The award was named in honor of former Houston guard Kim Perrot, who passed away from cancer in 1999.

**AUG. 26** Houston guard Cynthia Cooper turned in a clutch performance to earn her fourth WNBA Finals MVP as the Comets claimed their fourth straight title by defeating the New York Liberty. In Game 1 of the series at Madison Square Garden, Cooper converted a crucial three-point play with 25.4 seconds left to push the Comets' lead to five. In Game 2, she scored six of her 25 points in overtime and nine of Houston's final 18 points. She retired following the season as the WNBA's all-time scoring leader (2,537 points).

### 2001

**JUNE 2** Houston's Van Chancellor became the first WNBA coach to record 100 victories as the Comets defeated the Detroit Shock 74-73.

**JUNE 7** Utah center Margo Dydek recorded the WNBA's second triple-double, setting a league record for blocked shots in the process, as her 12 points, 11 rebounds and 10 blocks led Utah to an 82-79 win over Orlando.

**JULY 3** Washington and Seattle battled through four overtime periods — the most in WNBA history — before the Mystics edged the Storm 72-69.

**JULY 7** Minnesota forward Katie Smith set the WNBA single-game scoring record with a 46-point performance, including six 3-pointers, in a 100-95 overtime loss at Los Angeles.

**JULY 14** The West three-peated at the 2001 WNBA All-Star Game in Orlando, Fla., as it defeated the East 80-72. Los Angeles center Lisa Leslie earned her second All-Star MVP award.

**JULY 30** Los Angeles center Lisa Leslie scored her 2,538th point to become the WNBA's all-time career scoring leader, surpassing Houston guard Cynthia Cooper.

**AUG. 10** Minnesota forward Katie Smith scored 22 points in the Lynx' 65-51 win over Seattle to break the WNBA single-season scoring record of 686 points set by Cynthia Cooper in 1999.

**AUG. 11** The L.A. Sparks were the first WNBA team to go undefeated at home in a season, finishing 16-0 at STAPLES Center.

**AUG. 13** Minnesota forward Katie Smith scored 29 points in a 74-60 loss at Houston, enabling her to set the highest single-season scoring average in WNBA history with 23.1 ppg. Smith rewrote the WNBA record books with seven single-season league records: scoring average, points (739), FTM (246), FTA (275), 3FGA (240), minutes played (1,234) and average minutes (38.6 mpg).

**AUG. 27** The Charlotte Sting, after dropping the opener of the Eastern Conference Finals at home, went into Madison Square Garden and took both games against the Liberty, ending New York's hopes of making a third straight trip to the WNBA Championship. Charlotte advanced to the championship after beginning the season with a 1-10 record.

**SEPT. 1** The Los Angeles Sparks claimed their first WNBA Championship and gave Los Angeles a sweep of professional basketball titles, following the L.A. Lakers' second straight NBA Championship. Lisa Leslie became the first WNBA player to capture all three MVP awards in the same season (regular season, All-Star, Finals), and joined NBA greats Shaquille O'Neal, Michael Jordan and Willis Reed as the only professional basketball players to accomplish that feat. Sparks coach Michael Cooper became the first to claim NBA and WNBA titles, having won five NBA titles with the Lakers.

**SEPT. 1** The WNBA welcomed its 10 millionth fan prior to Game 2 of the WNBA Finals at the STAPLES Center in Los Angeles.

**NOV. 13** The Seattle Storm won the first pick in the 2002 WNBA Draft in the inaugural WNBA Draft Lottery, held in New York.

### 2002

**JUNE 4** Minnesota guard Katie Smith became the WNBA's all-time career leader for three-pointers made, surpassing Houston guard Cynthia Cooper (232). Smith set the mark during the Lynx' 78-68 loss to the Seattle Storm.





## LEAGUE MILESTONES

**JUNE 5** New York guard Teresa Weatherspoon became the first WNBA player to record 1,000 assists during the Liberty's 60-59 win over the Detroit Shock at Madison Square Garden.

**JUNE 8** The Orlando Miracle and Cleveland Rockers squared off in the longest game in WNBA history. The Miracle won 103-99 in the 2:57 contest that spanned three overtimes.

**JUNE 22** Utah forward Natalie Williams recorded the first 20/20 performance in WNBA history when she scored 22 points and grabbed 20 rebounds in Utah's 77-61 win over Sacramento at ARCO Arena.

**JULY 15** The West earned its fourth straight win in the 2002 WNBA All-Star Game in Washington, D.C., edging the East 81-76. Sparks center Lisa Leslie took All-Star MVP honors for the second straight year and third time in her career.

**JULY 22** Los Angeles center Lisa Leslie became the first WNBA player to record 3,000 points during the Sparks' 92-84 win over Orlando at STAPLES Center. Leslie recorded 24 points and 21 rebounds (tying the league record she set on 6/19/98).

**JULY 30** Los Angeles center Lisa Leslie became the first WNBA player to dunk in a game when she threw down a one-handed breakaway with 4:44 remaining in the first half in Los Angeles' 82-73 loss to Miami at STAPLES Center.

**AUG. 9** Utah center Margo Dydek became the first WNBA player to record 500 career blocks.

**AUG. 15** Washington forward Chamique Holdsclaw became the first player to lead the league in both scoring (19.9 ppg) and rebounding (11.6 rpg) in a single season.

**AUG. 29** Los Angeles rookie guard Nikki Teasley nailed the game-winning shot in the waning seconds of Game 2 of the WNBA Finals, and gave the Los Angeles Sparks their second consecutive WNBA title. New York failed to win in its fourth all-time WNBA Finals appearance (0-4). Lisa Leslie earned Finals MVP honors for the second straight year.

**OCT. 8** The WNBA Board of Governors votes to restructure the WNBA to allow individual team ownership, and to allow teams to be owned by non-NBA owners and located non-NBA markets.

**OCT. 11** The WNBA announced the Orlando Miracle will relocate to another city designated by the WNBA prior to the 2003 regular season.

**NOV. 3** The WNBA announced the addition of a franchise in San Antonio that will begin play in 2003.

**NOV. 27** The Miami Sol announced it would not assume ownership of the team after its operating agreement with the WNBA expired.

**DEC. 5** The WNBA announced the Utah Starzz would relocate to San Antonio for the 2003 season and would be owned and operated by Spurs Sports & Entertainment. The franchise was later introduced as the San Antonio Silver Stars.

**DEC. 30** The Portland Fire announced it would not assume ownership of the team after its operating agreement with the WNBA expired.

### 2003

**JAN. 10** San Antonio announced "Silver Stars" as its official team name.

**JAN. 28** The WNBA announced the Orlando Miracle would relocate to Connecticut for the 2003 season and would be owned and operated by the Mohegan Sun. The Sun is the first independently owned and operated WNBA team, and the first team with its home in a non-NBA market.

**APR. 24** The WNBA holds the second annual Draft Lottery and a Dispersal Draft to disseminate players from the Miami Sol and Portland Fire. The Cleveland Rockers win the Lottery, while the Detroit Shock make Ruth Riley, formerly of the Sol, the first selection in the Dispersal Draft.

**APR. 25** The WNBA and WNBPA announced that they signed a new collective bargaining agreement covering four seasons with a league option for a fifth year. The agreement introduced the first free agency system in women's professional sports.

**APR. 5** Cleveland selected Mississippi State's LaToya Thomas as the first overall pick in the 2003 draft.

**APR. 9** Houston guard Cynthia Cooper, a two-time WNBA MVP and four-time WNBA Finals MVP, announced her return (from retirement) to the WNBA and the Comets for the 2003 season.

**MAY 23** Washington Mystics forward Chamique Holdsclaw broke the WNBA record for rebounds in a game, grabbing 24 in a season-opening win over the Charlotte Sting. She also added 22 points and became the first WNBA player to record two 20-point, 20-rebound performances.

**MAY 31** Washington Mystics forward Chamique Holdsclaw became the third-fastest player to 2,000 points and the fourth-fastest player to 1,000 rebounds, passing both milestones in a 71-60 loss at Indiana.

**JUNE 7** Seattle Storm forward Lauren Jackson became the youngest player in WNBA history to reach the 1,000-point plateau at 22 years and 27 days old.

**JUNE 10** Minnesota Lynx guard Katie Smith became the first WNBA player to record 300 three-point field goals in her career.

**JULY 1** Minnesota guard Katie Smith became the second-fastest player to reach 2,500 career WNBA points (139 games).

**JULY 12** The West All-Stars captured their fifth straight WNBA All-Star game in New York's Madison Square Garden by defeating the East All-Stars 84-75. Los Angeles guard Nikki Teasley earned the MVP award.

**JULY 31** Seattle Storm forward Lauren Jackson tallied 23 points and 20 rebounds, becoming only the fourth player in WNBA history to record a 20-point, 20-rebound performance.

**AUG. 6** Seattle guard Sue Bird notched her eighth point-assist double-double of the year, adding to her single-season record.

**AUG. 12** Seattle's Lauren Jackson's streak of consecutive double-doubles (points, rebounds) to extended seven straight games.

**AUG. 25** Los Angeles guard Nikki Teasley finished the year averaging 11.5 points, 6.3 assists and 5.1 rebounds and became the first player in WNBA history to average more than 10 points, five assists and five rebounds in a season.

**SEPT. 14** Seattle Storm forward Lauren Jackson became the first international player to win the WNBA's Most Valuable Player.

**SEPT. 16** The Detroit Shock won their first WNBA title by defeating the L.A. Sparks in front of a sell-out crowd of 22,076 (a WNBA single-game record). Detroit's Ruth Riley recorded a career-high 27 points in Game 3 and won the Finals MVP award.

**SEPT. 19** The Cleveland Cavaliers/Gund Arena Company announced it would no longer operate the Cleveland Rockers.

**SEPT. 23** Connecticut's Rebecca Lobo, one of three original players signed by the WNBA, retired after a seven-year career.

**DEC. 3** The Phoenix Mercury won the first pick in the 2004 WNBA Draft in the third annual WNBA Draft Lottery.

**DEC. 17** The Board of Governors announced three rules changes. The three-point line moved from 19'9" to 20' 6 1/4", and the lane was widened from 12' to the NBA width of 16'. The 30-second shot clock resets to 20 seconds (as opposed to 30 seconds under the previous rule) when a defensive foul or other defensive violation occurs with less than 20 second remaining on the shot clock.

### 2004

**JAN. 6** The WNBA held a Dispersal Draft to disseminate the players from the Cleveland franchise. The Phoenix Mercury selected forward Penny Taylor with the first overall selection.

**APR. 17** Phoenix took University of Connecticut's Diana Taurasi with the first pick of the 2004 WNBA Draft.

**JUNE 17** Ticha Penicheiro passed Teresa Weatherspoon to take over the number one spot in career assists.

**JULY 29** Lisa Leslie scored her 4,000th career point becoming the first WNBA player to reach the milestone.

**AUG. 2-31** The WNBA stopped play to give players the opportunity to compete in the 2004 Olympic Games in Athens, Greece.

**AUG. 5** USA Basketball beat the WNBA All-Stars 74-58 at historic Radio City Music Hall. The game was a send-off for the U.S. National team as they prepared for the Olympics.

**SEPT. 10** Lisa Leslie recorded the WNBA's third triple-double, tying Margo Dydek's record for blocked shots in the process, as her 29 points, 15 rebounds and 10 blocked shots led Los Angeles to an 81-63 victory over the Detroit Shock.

**OCT. 12** The Seattle Storm won their first WNBA title against the Connecticut Sun before a sell-out crowd of 17,072. For the first time in WNBA history, all three games of the WNBA Finals were sell-outs. Seattle guard Betty Lennox averaged 22.3 points in the finals and earned MVP honors.





## LEAGUE MILESTONES

**DEC. 1** The Charlotte Sting beat the odds to win the first pick in the 2005 WNBA Draft in the WNBA Draft Lottery. Charlotte had only a 9.7 percent chance of winning the top pick.

### 2005

**FEB. 8** NBA Commissioner David Stern announced that the WNBA will be moving to Chicago for the 2006 season. The Chicago Sky is the second WNBA team to be owned and run by an entity outside of the NBA. In 2003, the Connecticut Sun became the first independently owned WNBA team.

**APR. 16** Charlotte took University of Minnesota's Janel McCarville with the first pick of the 2005 WNBA Draft.

**MAY 24** Sheila Johnson, co-founder of Black Entertainment Television, became the WNBA's first African-American female owner when she joined Ted Leonsis' Lincoln Holdings LLC, which in turn purchased the Washington Mystics from Washington Wizards' owner Abe Pollin.

**MAY 25** The Chicago Sky announced the hiring of former Boston Celtics great and Hall-of-Famer Dave Cowens as head coach.

**JULY 13** Minnesota guard Katie Smith became the first woman in U.S. basketball history to score 5,000 points.

**AUG. 18** Seattle's Anne Donovan became the first female WNBA coach — and fourth in the league — to win 100 games.

**SEPT. 18** Houston forward Sheryl Swoopes became the first three-time WNBA Most Valuable Player in league history.

**SEPT. 20** Sacramento Monarchs clinch the 2005 WNBA title bringing the city of Sacramento its first basketball title.

**OCT. 24** The Minnesota Lynx beat the odds to win the first pick in the 2006 WNBA Draft in the fifth annual WNBA Draft Lottery. Minnesota had only a 16.7 percent chance of capturing the first pick.

**NOV. 16** The Chicago Sky selected 13 players in the WNBA Expansion Draft: Jia Perkins (Charlotte), Brooke Wyckoff (Connecticut), Elaine Powell (Detroit), Kiesha Brown (Houston), Deanna Jackson (Indiana), Laura Macchi (Los Angeles), Stacey Lovelace (Minnesota), DeTrina White (New York), Ashley Robinson (Phoenix), Bernadette Ngoyisa (San Antonio), Chelsea Newton (Sacramento), Francesca Zara (Seattle) and Stacey Dales-Schuman (Washington).

### 2006

**FEB. 1** The WNBA announces the 2006 WNBA Draft and Pre-Draft Camp will be held in Boston. The WNBA events will conclude a week-long celebration of women's basketball emanating from Boston.

**APR. 5** The league holds the 2006 WNBA Draft, and Minnesota takes Louisiana State University guard Seimone Augustus as the No. 1 overall pick. It was the first time the WNBA Draft was held outside of the New York area and it concluded a week-long celebration of women's basketball emanating from Boston.

**JUNE 13** The WNBA All-Decade Team is selected by fans, a panel of national and WNBA-market media and the league's current players and coaches. The team is comprised of the 10 best and most influential players from its first 10 years of play, including Sue Bird, Tamika Catchings, Cynthia Cooper, Yolanda Griffith, Lauren Jackson, Lisa Leslie, Katie Smith, Dawn Staley, Sheryl Swoopes and Tina Thompson. Van Chancellor, who led the Houston Comets to consecutive WNBA championships in the league's first four seasons, was named the WNBA's Coach of Decade.

**JUNE 12** The 2006 WNBA All-Star Game takes place at New York City's Madison Square Garden. Four rookies — Seimone Augustus, Cappie Pondexter, Sophia Young and Candice Dupree — are named All-Stars. The East squad, led by All-Star MVP Katie Douglas of the Connecticut Sun, earns its first-ever victory with a 98-82 decision. Off the court, the inaugural All-Star Salute: Celebrating Inspiration Luncheon is a key highlight of the festivities.

**JUNE 23** In a game vs. San Antonio, L.A. Sparks center Lisa Leslie scores the 5,000th point in her WNBA career, becoming the first player in WNBA history to reach that milestone.

**AUG. 10** Diana Taurasi scores a WNBA single-game record 47 points in a triple-overtime game against Houston.

**AUG. 30** As part of the League's 10th Anniversary season, the WNBA Greatest Moment presented by AOL.com is unveiled during Game 1 of the 2006 WNBA Finals. Fans, who were able to log on to www.aol.com/wnba, voted Teresa Weatherspoon's half-court, buzzer-beater — a shot that propelled the New York Liberty to victory in Game 2 of the 1999 WNBA Finals and on to a deciding Game 3 against the Houston Comets — as their favorite moment in the WNBA's 10-year history.

**SEPT. 3** Lisa Leslie of the Los Angeles Sparks is named MVP of the league for the third time in her career after having also earned the honor in 2001 and 2004. Leslie joined the Houston Comets Sheryl Swoopes as the only players in WNBA history to capture MVP honors three times.

**SEPT. 9** The 2006 WNBA Finals saw the Detroit Shock earn their second title when they topped the Sacramento Monarchs in the first Finals match up ever to reach a deciding fifth game. The historic game featured a sellout crowd of 19,671 at Joe Louis Arena in Detroit, the second highest Finals crowd in WNBA history. Deanna Nolan is named Finals MVP.

**OCT. 26** The Phoenix Mercury won the sixth annual Draft Lottery and earned the top pick in the 2007 WNBA Draft. It marked the first time that the team whose odds of winning the top pick were mathematically the smallest actually came away with the #1 pick.

**NOV. 7** The WNBA announces the creation of the Dawn Staley Community Leadership Award. The award will be presented to the player who best exemplifies the characteristics of a leader in the community and will reflect Staley's contagious leadership, spirit, charitable efforts and love for the game.

**DEC. 7** The WNBA Board of Governors approved the sale of the Los Angeles Sparks to an investment group led by Katherine E. Goodman and Carla J. Christofferson.

**DEC. 13** The Charlotte Bobcats Organization announces that it will no longer operate the Charlotte Sting.

### 2007

**JAN. 8** The WNBA holds a Dispersal Draft to disseminate the players from the Charlotte franchise. The Chicago Sky select guard Monique Currie with the first overall selection.

**JAN. 31** The WNBA Board of Governors approved the sale of the Houston Comets to Hilton Koch/Hilton Acquisitions, LLC.

**FEB. 16** Electronic Arts announce that six WNBA players are featured in a new videogame NBA STREET Homecourt. Sue Bird, Tamika Catchings, Lauren Jackson, Lisa Leslie, Sheryl Swoopes and Diana Taurasi are the first female professional athletes to ever be featured and go head-to-head with their male counterparts in a videogame.

**MAR. 31** Former University of Texas Coach Jody Conradt becomes the inaugural recipient of the WNBA Inspiring Coach Award.

**APR. 4** The 2007 WNBA Draft presented by adidas takes place in Cleveland, marking the second straight year that the Draft was held immediately following the NCAA Women's Division I Championship Game and conducted in the same city as the Final Four. The Phoenix Mercury make Lindsey Harding the top overall pick before trading her to the Minnesota Lynx in exchange for Tangela Smith. The fast-paced Draft earned a place in league history when Jessica Davenport, the second overall pick, was subsequently traded from San Antonio to New York in exchange for all-star guard Becky Hammon and a future selection. It marked the first time in WNBA history that the top two picks were traded on Draft Day.

**JULY 15** The 2007 WNBA All-Star Game, the league's eighth such contest, was played in front of a sellout audience on July 15 at the Verizon Center in Washington, D.C. A crowd of 19,487 fans witnessed the East defeat the West, 103-99, as Cheryl Ford of the Detroit Shock clinched the MVP honors.

**JULY 15** Signaling a major milestone in its second decade, the WNBA reached an eight-year agreement with ESPN to have ABC, ESPN and ESPN2 televise games through the 2016 season. The agreement extends the WNBA's relationship with ESPN, which began in 1997, to 20 seasons.

**JULY 24** Seattle's Lauren Jackson scored 47 points in a 97-96 OT loss to the Washington Mystics, tying Diana Taurasi for the WNBA record for most points in a single game.

**JULY 27** Lauren Jackson scored her 4,000th career point during a 89-75 win over the Indiana Fever, becoming the youngest and fastest player in league history to reach the milestone.

**SEPT. 5** Lauren Jackson is named WNBA MVP for the second time in her career after having also earned the honor in 2003. Jackson led the WNBA in scoring, rebounding and double-doubles and was also named the WNBA's Player of the Week on five occasions. Jackson joined Lisa Leslie, Sheryl Swoopes and Cynthia Cooper as the only players in WNBA history to capture multiple MVP honors.

**SEPT. 16** The 2007 WNBA Finals saw the Phoenix Mercury win their first-ever championship. Cappie Pondexter was named MVP. The Mercury defeated the defending champion Detroit Shock in five games. It marked the first time the WNBA Championship has been won on the road, and Mercury head coach Paul Westhead became the first head coach to win





## LEAGUE MILESTONES

both a WNBA and an NBA title (1980, Los Angeles Lakers). Total attendance for the 2007 WNBA Finals was 74,178, establishing a new all-time WNBA Finals record.

**OCT. 17** WNBA President Donna Orender announced that the city of Atlanta was awarded a WNBA expansion team for the 2008 season. The new team will be owned and operated by Atlanta businessman J. Ronald Terwilliger.

**OCT. 23** The Los Angeles Sparks won the seventh annual Draft Lottery and earned the top pick in the 2008 WNBA Draft. The Sparks won the lottery for the first time in their history, after tying the Minnesota Lynx for fewest wins in 2007.

### 2008

**JAN. 28** The WNBA and the WNBA sign the league's third collective bargaining agreement covering six seasons, commencing with the 2008 season and continuing through 2013.

**JAN. 29** Rule changes are announced for the 2008 season and include the following: the inbound rule will permit a player to pass the ball anywhere (frontcourt or backcourt) on the court during the final minute of the fourth period and any overtime period; players not occupying lane spaces shall remain behind the three-point line during free-throws.

**FEB. 6** The WNBA held an Expansion Draft to build the inaugural roster of the Atlanta Dream. The Dream chose one player from each team, including Kristen Mann, Betty Lennox, Katie Feenstra, and Kristin Haynie. Atlanta also orchestrated trades for Iziane Castro Marques and Ivory Latta.

**FEB. 28** Force 10 Hoops, LLC, the entity owned by Seattle business-women and civic leaders Anne Levinson, Ginny Gilder, Lisa Brummel and Dawn Trudeau, purchased the Seattle Storm. Seven WNBA teams now fall under the independent ownership model: Atlanta, Chicago, Connecticut, Houston, Los Angeles, Seattle, and Washington.

**APR. 9** The 2008 WNBA Draft presented by adidas takes place in Tampa, marking the third straight year that the Draft was held immediately following the NCAA Women's Division I Championship Game and conducted in the same city as the Final Four. The Los Angeles Sparks make Candace Parker the top overall pick. Sylvia Fowles was selected No. 2 by Chicago, followed by the selection of Candice Wiggins by the Minnesota Lynx.

**MAY 17** Candace Parker of the Los Angeles Sparks nearly posted a triple-double in her pro debut on vs. Phoenix. She had 34 points, 12 rebounds and 8

assists. Her 34 points broke the record for a rookie in a debut game.

**MAY 29** On May 29 in a double-overtime loss at Indiana, Candace Parker became the first player in WNBA history to record a 5x5, which is total of five or more in five different categories. Parker had 16 points, 16 rebounds, six blocks, five assists and five steals.

**JUNE 6** Tina Thompson of the Houston Comets becomes just the second player in WNBA history to reach the 5,000 point milestone, joining Lisa Leslie.

### JUNE 22 & 24

Candace Parker dunks in back-to-back games, joining Lisa Leslie as the only players to have dunked in a WNBA game.

**JUNE 28** Lisa Leslie of the Los Angeles Sparks becomes the first WNBA player to record 3,000 career rebounds.

**JULY 30** Robin Roberts, co-anchor of ABC News' Good Morning America, is honored as the recipient of the 2008 WNBA Inspiration Award. Roberts is the keynote speaker at the WNBA Inspiring Women Luncheon in San Francisco, an event that also honored the U.S. Olympic Women's Basketball Team and served as a final send-off to the Beijing for the Olympic Games.

### JULY 28-AUG. 27

The WNBA stops play to give players the opportunity to compete in the 2008 Olympic Games in Beijing, China. The U.S. Olympic Women's Basketball Team defeated Australia in the gold medal game, while Russia defeated China for the bronze. The United States has now won four consecutive Olympic gold medals.

**AUG. 31** Katie Smith of the Detroit Shock reaches the 5,000 career point milestone, joining Lisa Leslie and Tina Thompson.

**SEPT. 5** Ticha Penicheiro of the Sacramento Monarchs becomes the first player in WNBA history to record 2,000 career assists.

**OCT. 3** Los Angeles Sparks forward Candace Parker is named the Hanns-G 'Go Beyond' Rookie of the Year as well as the WNBA Most Valuable Player presented by T-Mobile. It marks the first time a rookie won both awards in the same year. The top overall pick in the 2008 WNBA Draft, Parker capped a season in which she also earned All-WNBA First Team honors, two Hanns-G 'Go Beyond' Rookie of the Month Awards (May and July), one Player of the Week

Award (Aug. 31) and the Peak Performer Rebounding Award.

**OCT. 5** The 2008 WNBA Finals saw the Detroit Shock sweep the San Antonio Silver Stars in three games. The Shock earned their third championship in six years. Detroit's Katie Smith was named Finals MVP.

**DEC. 2** The League announced that the Houston Comets, an original member of the WNBA, would suspend operations.

**DEC. 9** The WNBA holds a Dispersal Draft of the Houston Comets players. Teams drafted in inverse order of their regular-season finish in 2008. The Atlanta Dream selected Sancho Lyttle with the first pick, the Washington Mystics chose Matee Ajavon with the second selection and the Chicago Sky took Mistie Williams with the third pick.

**DEC. 9** The Atlanta Dream won the eighth annual WNBA Draft Lottery and earned the top pick in the 2009 WNBA Draft. The winning team had 420 chances out of 1,000 to receive the first overall selection. The lottery went exactly according to odds for the first time in WNBA history.

### 2009

**FEB. 5** The WNBA Board of Governors voted to allow the expanded use of instant replay by game officials. The two modifications will allow referees to use instant replay 1.) to determine at any point during a game whether a field goal was correctly scored as a two- or three-point field goal, and, for the purposes of awarding the correct number of free throws, whether a shooter was fouled while taking a two- or three-point attempt and 2.) when the game clock malfunctions during a play concluding with no time remaining on the clock (0:00) at the end of any quarter or overtime period.

**APRIL 7** University of Tennessee head coach Pat Summitt was named the recipient of the WNBA's Inspiring Coach Award.

**APRIL 9** The 2009 WNBA Draft presented by adidas takes place at the NBA Entertainment studios in Secaucus, NJ. Angel McCoughtry, Kristi Toliver and Marissa Coleman were selected as the top three overall picks.

**MAY 13** WNBA Live Access, a new feature on WNBA.com that provides fans with free access to more than 200 live game Webcasts, is launched and allows fans around the world to access live game Webcasts on individual team Web sites.

**JUNE 1** The Phoenix Mercury announces a ground

breaking marquee partnership with LifeLock to launch the first-ever branded jersey in WNBA or NBA history. The LifeLock name will appear on the front of Phoenix Mercury player jerseys and on warm-up suits through the 2011 season.

**JUNE 5** The Los Angeles Sparks reach an agreement with the Farmer's Insurance Group of Companies to become the second team to secure a marquee partnership and wear branded jerseys. The Farmer's Insurance Group of Companies name and logo will appear on player jerseys.

**JUNE 14** Raymond is named the recipient of the 2009 Dawn Staley Community Leadership Award.

**JULY 17** Sue Bird of the Seattle Storm reaches the 3,000-point plateau, becoming just the third player in league history to score 3,000 points and hand out 1,000 career assists (Shannon Johnson and Vickie Johnson).

**JULY 29** Cokie Roberts, political commentator for ABC News, senior news analyst for NPR News, and bestselling author, is honored as the recipient of the 2009 WNBA Inspiration Award. Roberts served as the keynote speaker at the WNBA Inspiring Women Luncheon in Chicago.

**AUG. 10** Lisa Leslie of the Los Angeles Sparks becomes the first player in WNBA history to record 6,000 career points.

**AUG. 15** Lauren Jackson of the Seattle Storm scores her 5,000th point against the Atlanta Dream, becoming the youngest and fastest player in league history to reach the milestone. Jackson joins Lisa Leslie, Tina Thompson and Katie Smith as the WNBA's 5,000 point scorers.

**SEPT. 5** Diana Taurasi of the Phoenix Mercury scores her 4,000th point, eclipsing Lauren Jackson as the youngest and fastest player in league history to reach the milestone. Taurasi accomplishes the feat in 197 games.

**SEPT. 26** Lisa Leslie tallies 22 points and 9 rebounds in the final game of her WNBA career as the Los Angeles Sparks are defeated by the Phoenix Mercury in the Western Conference Finals. Leslie had previously announced that 2009 would be her final season, and retires as the all-time WNBA leader in points (6,263) and rebounds (3,307).

**SEPT. 29** The Mercury's Diana Taurasi wins the WNBA Most Valuable Player Award presented by Kia Motors, marking the first MVP honor of her professional career. Taurasi tallied 20.4 points per game and recorded 20+ points in 20 games in 2009.





## LEAGUE MILESTONES

**OCT. 9** The Phoenix Mercury defeats the Indiana Fever to clinch the WNBA Championship for the second time in three years. Finals MVP Diana Taurasi, Cappie Pondexter and Penny Taylor led the Mercury and held off a late rally by the tenacious Indiana Fever for a 94-86 victory in the deciding Game 5. The 2009 WNBA Finals also featured three sellouts plus the highest total attendance figure (82,018) in WNBA Finals history. Overall, average attendance for the 2009 WNBA Playoffs increased 18.5% over 2008 (9,979 vs. 8,420).

**OCT. 20** The Detroit Shock relocates to Tulsa, Oklahoma under the ownership of Bill Cameron, David Box and Tulsa Pro Hoops, LLC. Nolan Richardson is named the team's general manager and head coach.

**OCT. 29** Kathy Betty becomes managing partner of the Atlanta Dream after the investment group Dream Too, LLC purchases the team from Terwilliger.

**NOV. 5** The Minnesota Lynx win the ninth annual WNBA Draft Lottery and earned the top pick in the 2010 WNBA Draft. Minnesota had 428 chances out of 1,000 to receive the first overall selection by virtue of owning New York's combinations (261) in addition to its own (167).

**NOV. 20** The Maloof Family announces that they will no longer operate the Sacramento Monarchs.

**DEC. 4** The WNBA Competition Committee and Board of Governors approves the expanded use of instant replay by game officials in the following situations: 1.) To determine at any point during the game whether a 24-second shot clock violation occurred prior to the release of a successful field goal attempt or prior to a foul being committed and 2.) To determine during the last minute of regulation play and the last minute of any overtime period which player last touched the ball prior to it going out-of-bounds or whether the ball was last touched simultaneously by two opponents.

**DEC. 14** The WNBA holds a Dispersal Draft of the Sacramento Monarchs players. The New York Liberty selected Nicole Powell with the first pick while the Minnesota Lynx chose Rebekkah Brunson second and the Connecticut Sun took DeMya Walker with the third selection. The Chicago Sky selected Courtney Paris and the San Antonio Silver Stars took Laura Harper to round out the top five picks. Teams drafted in inverse order of their regular-season finish in 2009.

### 2010

**JAN. 23** The Tulsa franchise unveils their team name, logo and colors. The Tulsa Shock's color

scheme will consist of black, red and gold.

**APRIL 8** The 2010 WNBA Draft presented by adidas takes place at the NBA Entertainment studios in Secaucus, NJ. Tina Charles, Monica Wright, Kelsey Griffin, Epiphanny Prince and Jayne Appel were selected as the top five overall picks.

**MAY 15** The newly relocated Shock – complete with new ownership, a new head coach in Nolan Richardson, new colors and a new logo – tip-off their first game in Tulsa, Oklahoma.

**AUG. 8** Tina Thompson surpasses Lisa Leslie's WNBA career scoring mark of 6,263, making her the highest scoring player in league history.

**AUG. 13** Phoenix's Tangel Smith plays in her 411th career game, breaking Vickie Johnson's previous record for most career games played.

**AUG. 15** In a game against Indiana, rookie Tina Charles of the Connecticut Sun sets WNBA single-season records for most double-doubles and total rebounds in a single season.

**SEPT. 7** Atlanta's Angel McCoughtry scores a WNBA Playoffs record 42 points in Game Two of the Eastern Conference Finals, a 105-93 victory over the New York Liberty. In that same game, New York's Cappie Pondexter tallies 36 points. Their combined total of 78 points set a WNBA record for most total points by two players in the same post-season game.

**SEPT. 16** The Seattle Storm won the 2010 WNBA championship by defeating the Atlanta Dream 87-84 in Game 3 of the WNBA Finals in Atlanta's Philips Arena. The Storm swept the Dream 3-0 in the best-of-five series and Seattle center Lauren Jackson, the league's regular season MVP, was named MVP of the Finals. It is the Storm's second championship and first since 2004.

**DEC. 3** Donna Orender steps down as WNBA President to launch her own marketing, media and strategy company.

### 2011

**FEB. 28** As part of WNBA Live - Manchester 2011 - a new, multiyear partnership between the Manchester (Eng.) City Council and the NBA, WNBA and USA Basketball - it is announced that the Atlanta Dream will participate in the first WNBA game to be played in Europe. The game is set for May 29, 2011 vs. Standard Life Team GB (Great Britain's national team) at Manchester Evening News Arena.

The partnership will promote women in sport and encourage participation in team sports.

**MAR. 3** At a press conference at the AT&T Center in San Antonio, the WNBA announces that the Silver Stars will host the 2011 All-Star Game for the first time in franchise history. The contest, set for Saturday, July 23, is to be the second WNBA All-Star Game played in a Western Conference venue and the first since the 2000 game was held in Phoenix.

**MAR. 8** In honor of Women's History Month and International Women's Day, the WNBA officially announced plans to celebrate its 15th season. Among those would be the selection of the Top 15 Players and the Top 15 Moments in league history. Key among other planned celebrations would be a nationally televised game (ESPN2) in which the New York Liberty would visit the Los Angeles Sparks on June 21, fifteen years to the date of the league's inaugural game in 1997 featuring those same two teams.

**MAR. 28** Sheryl Swoopes, 40, returns to the WNBA, signing to play with the Tulsa Shock after a two-year hiatus. An inaugural member of the WNBA and a member of the league's All-Decade Team selected in 2006, Swoopes resume includes four WNBA championships as a member of the Houston Comets (1997-2000), three league MVP awards (2000, 2002, 2005) and three Defensive Player of the Year honors (2000, 2002, 2003).

**APR. 7** The Washington Mystics sign a marquee partnership with Inova Health System, becoming the fifth WNBA team to have such a partnership. Players will wear Inova Hospital System's name and logo on the front of their home and away jerseys during the 2011 WNBA season.

**APR. 7** The WNBA and partner adidas unveiled new uniforms for all 12 teams featuring Revolution 30 technology and women's basketball specific TECHFIT base layers.

**APR. 11** The WNBA becomes the first professional sports league to conduct its annual Draft at ESPN headquarters in Bristol, Conn. The Minnesota Lynx made Maya Moore the top overall selection of the 2011 WNBA Draft presented by adidas. Australian native Elizabeth Cambage, selected second by the Tulsa Shock, and Courtney Vandersloot, tapped third by the Chicago Sky, rounded out the top three picks.

**APR. 21** Laurel J. Richie, a veteran of more than three decades in consumer marketing, corporate branding, public relations and corporate management, is appointed President of the WNBA.

NBA Commissioner David Stern announced. Laurel leaves her post as Senior Vice President and Chief Marketing Officer for Girl Scouts of the USA to join the WNBA.

**JULY 23** In honor of the WNBA's 15th season, the league unveiled its "Top 15 Players of All Time" during a halftime ceremony live on ABC at the 2011 WNBA All-Star Game presented by adidas. With consideration given to on-court performance and ability, leadership, sportsmanship, and community service, as well as to contributions to team success and women's basketball, voting was conducted by fans, select national and WNBA-market media, and by current players and coaches. The players named were: Sue Bird, Tamika Catchings, Cynthia Cooper, Yolanda Griffith, Becky Hammon, Lauren Jackson, Lisa Leslie, Ticha Penicheiro, Cappie Pondexter, Katie Smith, Dawn Staley, Sheryl Swoopes, Diana Taurasi, Tina Thompson, and Teresa Weatherspoon.

**AUG. 9** In a road game at the Phoenix Mercury, Minnesota Lynx all-stars Lindsay Whalen and Seimone Augustus become the 35th and 36th players to surpass the 3,000-point mark for their respective careers, but the first pair of teammates to eclipse the mark in the same game. In the process, Augustus also tied the Mercury's Diana Taurasi as the fastest player in WNBA history to reach 3,000 (151 games).

**AUG. 22** The WNBA and Boost Mobile, an industry leader in no-contract wireless service, announced a landmark multiyear marketing partnership that made Boost Mobile the first league-wide marquee partner of the WNBA. As part of the deal, the Boost Mobile brand logo was subsequently featured on the front of the game jerseys of 10 of the WNBA's 12 teams. It marked the first time the WNBA had a league partner with jersey branding for multiple teams throughout the season other than adidas, the league's official outfitter.

**OCT. 2** Despite falling to the host Minnesota Lynx in Game 1 of the WNBA Finals, Atlanta Dream forward Angel McCoughtry set Finals records for points in a quarter (19 in the third), points in a half (27 in the second), and consecutive points (14 from late in the first half into the third quarter).

**OCT. 5** The Atlanta Dream's Angel McCoughtry surpasses the WNBA Finals record (set by her in 2010) for most points in a single game with 38 in a loss to the host Minnesota Lynx.



## LEAGUE MILESTONES

**OCT. 7** In a celebration of its 15th season, the WNBA and partner Boost Mobile unveiled the Top 15 Moments in league history as voted by fans. The top moment was Teresa Weatherspoon's half-court shot at the buzzer to win Game 2 of the 1999 WNBA Finals for the New York Liberty and send that series to a decisive third game. Ranking second was the WNBA's first ever game (NY Liberty at LA Sparks, June 21, 1997); third was Sparks' center Lisa Leslie throwing down the first dunk in WNBA history in the first half of a game vs. the Miami Sol.

**OCT. 7** The Minnesota Lynx captured their first WNBA title with a 73-67 win over the Atlanta Dream. Lynx guard/forward Seimone Augustus was named Finals MVP after leading the Lynx to a sweep in the best-of-five series. Augustus posted 22 points and seven assists in Game 1 and had a franchise-playoff record 36 points in Game 2, including 15 in the fourth quarter.

### 2012

**APR. 16** The 2012 WNBA Draft presented by Boost Mobile takes place at ESPN headquarters in Bristol, CT, marking the second straight year that the draft was held on the campus of the league's broadcast partner. Stanford's Nnemkadi Ogwumike (Sparks), Tennessee's Shekinna Stricklen (Storm), Notre Dame's Devereaux Peters (Lynx), Tennessee's Glory Johnson (Shock), and Miami's Shenise Johnson (Silver Stars) are the top five picks.

**JUNE 3** Angel McCoughtry of the Atlanta Dream sets the WNBA's single-game mark for most successful free throws without a miss, going 17-for-17 vs. Chicago.

**JUNE 15** With a win over Phoenix on June 15, the defending champion Minnesota Lynx set a WNBA record for the best start to a season, going 10-0 out of the gate before being upended by Seattle.

**JUNE 16** Already the WNBA's career steals leader, Tamika Catchings also took over the top spot in league history for career free throws made when she hit six of eight from the charity stripe against Chicago. **JUNE 17** Connecticut's Tina Charles, with 23 points and 22 rebounds at Atlanta, became the first player in WNBA history to log three 20-20 games in a career. **JULY 14 - AUG. 15** The WNBA temporarily stops play to give players the opportunity to compete in the 2012 Olympic Games in London. The U.S. Olympic Women's Basketball Team — comprised of 12 WNBA players — defeated France in the gold medal game. The win gave the United States women their fifth consecutive Olympic gold medal and, dating back to the bronze medal game in 1992, stretched the team's winning streak to 41 games.

**AUG. 28** A put-back basket against San Antonio by Minnesota Lynx center McWilliams-Franklin, moved the 14-year veteran and six-time All-Star into first place on the WNBA's career list for offensive rebounds, surpassing the 1,049 of Yolanda Griffith.

**SEPT. 18** Already the WNBA's all-time leading scorer, Tina Thompson (Seattle) became the first player in the history of the league to surpass 7,000 career points with her jump shot at the 9:03 mark of the second quarter of the Storm's victory over visiting Chicago at KeyArena. The milestone capped a season in which Thompson also became the first WNBA player to top 15,000 minutes played and 2,450 field goals made.

**SEPT. 22** Temeka Johnson of the Tulsa Shock finished the regular season with the league's best single-season mark in history for three-point FG percentage (.531, 34 of 64). On the same day, Ticha Penicheiro of the Chicago Sky plays the final game of her career and, with two assists, increases her WNBA career record to 2,599.

**SEPT. 26** The WNBA Draft Lottery (to determine the order of selection of the 2013 WNBA Draft) was held for the first time at ESPN's studios in Bristol, Conn., live during the 6 p.m. ET edition of SportsCenter. The Phoenix Mercury ultimately won the top pick, followed in succession by the Chicago Sky, Tulsa Shock, and Washington Mystics.

**OCT. 21** Indiana defeated the defending champion Minnesota Lynx 3-games-to-1, giving the Fever its first WNBA championship in franchise history. Following Game 4, an 87-78 home win at Indianapolis' Bankers Life Fieldhouse, Indiana forward Tamika Catchings was named MVP of the WNBA Finals presented by Boost Mobile. Catchings, a three-time Olympic gold medalist and the league's 2011 MVP, averaged 22.3 points, 6 rebounds, and 2 steals during the Finals.

**DEC. 13** Following the league's Board of Governor's Meeting, the WNBA announces it will implement new rules regarding flopping and defensive three-seconds, while also extending the three-point line from 20 feet, 6 1/4 inches to 22 feet, 1 3/4 inches, consistent with the distance inherent in all FIBA competitions. The rules will go into effect beginning with the 2013 season.

### 2013

**MAR. 28** The WNBA and ESPN announce an extension of their partnership for another six years, paving the way for WNBA games to be televised on ABC, ESPN, and ESPN2 through 2022. The announcement, made by John Skipper, President of ESPN, Inc. and Co-Chairman of the Disney Media Networks, and Laurel J. Richie, WNBA President,

extends the WNBA's television relationship with ESPN to 26 years. With the deal, up to 30 live games will be televised on ABC, ESPN or ESPN2 each season, including exclusive telecasts of the WNBA Finals presented by Boost Mobile.

**MAR. 28** On the same day as the WNBA and ESPN announce an extension of their partnership, the league also introduced a new brand identity. The refreshed identity reflects how far the level of play has come in 16 years as stronger, more agile players have made the game more competitive. The cornerstone of the new WNBA visual identity is a more modern "Logowoman" -- the player silhouette within the logo -- that better embodies the athleticism and diversity of current WNBA players while leveraging the distinctive orange-and-oatmeal color scheme of the league's iconic game ball.

**APR. 15** For the first time in the WNBA's 17 seasons, the league's Draft is televised live in primetime. The 2013 WNBA Draft presented by State Farm takes place for the third straight year at ESPN headquarters in Bristol, Conn., this time airing live at 8 p.m. ET on ESPN2. One of the most anticipated draft classes in league history is led by the "3 to See" -- Brittney Griner of Baylor, Elena Delle Donne of Delaware, and Notre Dame's Skylar Diggins. The Phoenix Mercury select Griner with the No. 1 overall pick; the Chicago Sky then take Delle Donne with the No. 2 selection, and the Tulsa Shock claim Diggins third.

**MAY 27** While the WNBA's 17th season officially tipped off on May 24, it was a May 27 Memorial Day TV doubleheader on ESPN2 that introduced the "3 to See" -- Phoenix center Brittney Griner, Chicago guard/forward Elena Delle Donne, and Tulsa guard Skylar Diggins -- to WNBA fans. Griner, Delle Donne, and Diggins, the first, second, and third overall draft picks in the 2013 Draft, were the featured players as Tulsa first hosted the Washington Mystics and Phoenix then hosted Chicago.

**MAY** Brittney Griner, the No. 1 overall pick in the 2013 Draft, registered two dunks in her very first game, becoming the first WNBA player ever to dunk multiple times in the same game.

**JUNE 8** The WNBA becomes the first U.S. professional basketball league to implement "Ref Cam" as part of a game telecast. A wireless, HD, mini point of view camera positioned at eye-level on game official Lamont Simpson, "Ref Cam" allowed viewers to virtually be on the court during the live ABC broadcast when Indiana hosted Phoenix.

**JULY 6** Mike Thibault moved ahead of Van Chancellor to become the head coach with the most regular-season victories in WNBA history. Thibault reached

the milestone with the Washington Mystics' 62-59 win over the Seattle Storm. The win was Thibault's 212th regular-season victory as a WNBA head coach.

**JULY 27** The Los Angeles Sparks' Candace Parker was crowned MVP of the 2013 Boost Mobile WNBA All-Star Game after setting an All-Star Game record with 23 points, topping the mark of 22 set by Swin Cash in 2009. Parker shot 10-for-13 from the field and chipped in 11 rebounds. Leading into the All-Star Game, the Chicago Sky's Elena Delle Donne became the first rookie ever to lead all vote-getters for the event.

**AUG. 18** Chicago's Sylvia Fowles became the first player in league history to post two 20-20 games in the same season. Fowles, who scored 20 points and added 21 rebounds vs. Connecticut on this date, had previously posted 24 points and 22 rebounds vs. Connecticut on May 31.

**SEPT. 8** Second-year guard Riquana Williams sets a WNBA single-game scoring record with 51 points in the Tulsa Shock's win at San Antonio. The 51-point effort surpassed the previous mark of 47 set by Phoenix's Diana Taurasi in 2006 and Seattle's Lauren Jackson in 2007.

**SEPT. 15** Guard Katie Smith, a veteran of 15 WNBA seasons and a seven-time WNBA All-Star, finishes her illustrious career ranked No. 1 in league history in three-point shots made (906); second in total points (6,452, trailing only Tina Thompson) and minutes played (15,725); fourth in free throws made (1,440); and fifth in field goals made (2,053).

**SEPT. 22** Forward Tina Thompson, the only player to play in each of the WNBA's first 17 seasons, plays her final game as Seattle is eliminated from the playoffs by Minnesota in the Western Conference Semifinals. The nine-time WNBA All-Star selection ended her career ranked as the league's all-time leader in points (7,488), field goals made (2,630), and minutes played (16,088); second in free throws made (1,480) and total rebounds (3,070); and fourth in three-point field goals made (748).

**OCT 10** After advancing to the WNBA Finals for the third consecutive season, the Western Conference champion Minnesota Lynx toppled the Atlanta Dream 3-games-to-0, giving Minnesota its second WNBA title in franchise history and its second crown in a three-year span. Following an 86-77 Game 3 victory at Gwinnett Arena in suburban Atlanta, Lynx forward Maya Moore, the runner-up for the regular-season





## LEAGUE MILESTONES

MVP award, was named the MVP of the Finals. The Georgia native averaged 20 points, 6 rebounds, and over 2 assists during the Finals series.

**DEC. 10** The 13th annual WNBA Draft Lottery (to determine the order of selection of the 2014 WNBA Draft presented by State Farm) was conducted in a televised event live on ESPN during SportsCenter for the second straight year. The Connecticut Sun, which had 442 chances out of 1,000 to receive the first overall selection, the most of any of the four teams in the lottery mix, ultimately won the top pick, followed in succession by the Tulsa Shock, San Antonio Silver Stars, and New York Liberty.

### 2014

**JAN. 14** The WNBA's San Antonio franchise officially changes its nickname from Silver Stars to Stars.

**FEB 5** The WNBA and NBA Board of Governors unanimously approved the purchase of the Los Angeles Sparks by an investment group led by Earvin "Magic" Johnson and controlling owner of the Los Angeles Dodgers, Mark R. Walter. The investment group includes Dodger co-owners Todd L. Boehly, Robert L. Patton and Stan Kasten.

**MAR. 7** The Women's National Basketball Association (WNBA) and the Women's National Basketball Players Association (WNBPA) entered into a new eight-year collective bargaining agreement, commencing with the 2014 season and continuing through 2021. The new collective bargaining agreement includes an additional 12th roster spot, salary cap increases and reduced revenue sharing thresholds, making it more likely that the players will share in league revenue growth. In addition, a new "Time Off Bonus" (up to \$50,000 per team) can be earned by a player who limits the amount of time she will play professional basketball (and/or play for a national team) during the off-season.





## ALL-TIME WNBA AWARD WINNERS

### WNBA MVP AWARD

1997	Cynthia Cooper	Houston Comets
1998	Cynthia Cooper	Houston Comets
1999	Yolanda Griffith	Sacramento Monarchs
2000	Sheryl Swoopes	Houston Comets
2001	Lisa Leslie	Los Angeles Sparks
2002	Sheryl Swoopes	Houston Comets
2003	Lauren Jackson	Seattle Storm
2004	Lisa Leslie	Los Angeles Sparks
2005	Sheryl Swoopes	Houston Comets
2006	Lisa Leslie	Los Angeles Sparks
2007	Lauren Jackson	Seattle Storm
2008	Candace Parker	Los Angeles Sparks
2009	Diana Taurasi	Phoenix Mercury
2010	Lauren Jackson	Seattle Storm
2011	Tamika Catchings	Indiana Fever
2012	Tina Charles	Connecticut Sun
2013	Candace Parker	Los Angeles Sparks
2014	MAYA MOORE	MINNESOTA LYNX

### DEFENSIVE PLAYER OF THE YEAR

1997	Teresa Weatherspoon	New York Liberty
1998	Teresa Weatherspoon	New York Liberty
1999	Yolanda Griffith	Sacramento Monarchs
2000	Sheryl Swoopes	Houston Comets
2001	Debbie Black	Miami Sol
2002	Sheryl Swoopes	Houston Comets
2003	Sheryl Swoopes	Houston Comets
2004	Lisa Leslie	Los Angeles Sparks
2005	Tamika Catchings	Indiana Fever
2006	Tamika Catchings	Indiana Fever
2007	Lauren Jackson	Seattle Storm
2008	Lisa Leslie	Los Angeles Sparks
2009	Tamika Catchings	Indiana Fever
2010	Tamika Catchings	Indiana Fever
2011	Sylvia Fowles	Chicago Sky
2012	Tamika Catchings	Indiana Fever
2013	Sylvia Fowles	Chicago Sky
2014	Brittney Griner	Phoenix Mercury

### WNBA ROOKIE OF THE YEAR

1998	Tracy Reid	Charlotte Sting
1999	Chamique Holdscaw	Washington Mystics
<b>2000</b>	<b>BETTY LENNOX</b>	<b>MINNESOTA LYNX</b>
2001	Jackie Stiles	Portland Fire
2002	Tamicka Catchings	Indiana Fever
2003	Cheryl Ford	Detroit Shock
2004	Diana Taurasi	Phoenix Mercury
2005	Temeka Johnson	Washington Mystics
<b>2006</b>	<b>SEIMONE AUGUSTUS</b>	<b>MINNESOTA LYNX</b>
2007	Armintie Price	Chicago Sky
2008	Candace Parker	Los Angeles Sparks
2009	Angel McCoughtry	Atlanta Dream
2010	Tina Charles	Connecticut Sun
<b>2011</b>	<b>MAYA MOORE</b>	<b>MINNESOTA LYNX</b>
2012	Nneka Ogwumike	Los Angeles Sparks
2013	Elena Delle Donne	Chicago Sky
2014	Chiney Ogwumike	Connecticut Sun

### WNBA MOST IMPROVED PLAYER

2000	Tari Phillips	New York Liberty
2001	Janeth Arcain	Houston Comets
2002	Coco Miller	Washington Mystics
2003	Michelle Snow	Houston Comets
2004	Wendy Palmer	Connecticut Sun
	Kelly Miller	Indiana Fever
2005	Nicole Powell	Sacramento Monarchs
2006	Erin Buescher	Sacramento Monarchs
2007	Janel McCarville	New York Liberty
2008	Ebony Hoffman	Indiana Fever
2009	Crystal Langhorne	Washington Mystics
2010	Leilani Mitchell	New York Liberty
2011	Kia Vaughn	New York Liberty
2012	Kristi Toliver	Los Angeles Sparks
2013	Shavonte Zellous	Indiana Fever
2014	Skylar Diggins	Tulsa Shock

### WNBA COACH OF THE YEAR

1997	Van Chancellor	Houston Comets
1998	Van Chancellor	Houston Comets
1999	Van Chancellor	Houston Comets
2000	Michael Cooper	Los Angeles Sparks
2001	Dan Hughes	Cleveland Rockers
2002	Marianne Stanley	Washington Mystics
2003	Bill Laimbeer	Detroit Shock
<b>2004</b>	<b>SUZIE MCCONNELL SERIO</b>	<b>MINNESOTA LYNX</b>
2005	John Whisenant	Sacramento Monarchs
2006	Mike Thibault	Connecticut Sun
2007	Dan Hughes	San Antonio Silver Stars
2008	Mike Thibault	Connecticut Sun
2009	Marynell Meadors	Atlanta Dream
2010	Brian Agler	Seattle Storm
<b>2011</b>	<b>CHERYL REEVE</b>	<b>MINNESOTA LYNX</b>
2012	Carol Ross	Los Angeles Sparks
2013	Mike Thibault	Washington Mystics
2014	Sandy Brondello	Phoenix Mercury

### KIM PERROT SPORTSMANSHIP AWARD

1997	Haixia Zheng	Los Angeles Sparks
1998	Suzie McConnell Serio	Cleveland Rockers
1999	Dawn Staley	Charlotte Sting
2000	Suzie McConnell Serio	Cleveland Rockers
2001	Sue Wicks	New York Liberty
2002	Jennifer Gillom	Phoenix Mercury
2003	Edna Campbell	Sacramento Monarchs
<b>2004</b>	<b>TERESA EDWARDS</b>	<b>MINNESOTA LYNX</b>
2005	Taj McWilliams-Franklin	Connecticut Sun
2006	Dawn Staley	Houston Comets
2007	Tully Bevilaqua	Indiana Fever
2008	Vickie Johnson	San Antonio Silver Stars
2009	Kara Lawson	Sacramento Monarchs
2010	Tamika Catchings	Indiana Fever
2011	Sue Bird	Seattle Storm
	Ruth Riley	San Antonio Silver Stars
2012	Kara Lawson	Connecticut Sun
2013	Swin Cash	Chicago Sky
	Tamika Catchings	Indiana Fever
2014	Becky Hammon	San Antonio Stars

### WNBA NEWCOMER OF THE YEAR

1998	Suzie McConnell Serio	Cleveland Rockers
1999	Yolanda Griffith	Sacramento Monarchs

### WNBA SIXTH WOMAN OF THE YEAR

2007	Plenette Pierson	Detroit Shock
<b>2008</b>	<b>CANDICE WIGGINS</b>	<b>MINNESOTA LYNX</b>
2009	DeWanna Bonner	Phoenix Mercury
2010	DeWanna Bonner	Phoenix Mercury
2011	DeWanna Bonner	Phoenix Mercury
2012	Renee Montgomery	Connecticut Sun
2013	Riquna Williams	Tulsa Shock
2014	Allie Quigley	Chicago Sky





## AII-TIME WNBA FIRST TEAMS

<b>1998</b>	F Tina Thompson	Houston Comets	<b>2006</b>	F Lauren Jackson	Seattle Storm	<b>2014</b>	F <b>MAYA MOORE</b>	<b>MINNESOTA LYNX</b>
	F Sheryl Swoopes	Houston Comets		F Tamika Catchings	Indiana Fever		F Candace Parker	Los Angeles Sparks
	C Jennifer Gillom	Phoenix Mercury		C Lisa Leslie	Los Angeles Sparks		C Brittney Griner	Phoenix Mercury
	G Suzie McConnell Serio	Cleveland Rockers		G Katie Douglas	Connecticut Sun		G Diana Taurasi	Phoenix Mercury
	G Cynthia Cooper	Houston Comets		G Diana Taurasi	Phoenix Mercury		G <b>Skylar Diggins</b>	<b>Tulsa Shock</b>
<b>1999</b>	F Sheryl Swoopes	Houston Comets	<b>2007</b>	F Diana Taurasi	Phoenix Mercury			
	F Natalie Williams	Utah Starzz		F Penny Taylor	Phoenix Mercury			
	C Yolanda Griffith	Sacramento Monarchs		C Lauren Jackson	Seattle Storm			
	G Cynthia Cooper	Houston Comets		G Becky Hammon	San Antonio Silver Stars			
	G Ticha Penicheiro	Sacramento Monarchs		G Deanna Nolan	Detroit Shock			
<b>2000</b>	F Sheryl Swoopes	Houston Comets	<b>2008</b>	F Candace Parker	Los Angeles Sparks			
	F Natalie Williams	Utah Starzz		F Sophia Young	San Antonio Silver Stars			
	C Lisa Leslie	Los Angeles Sparks		C Lisa Leslie	Los Angeles Sparks			
	G Cynthia Cooper	Houston Comets		G Diana Taurasi	Phoenix Mercury			
	G Ticha Penicheiro	Sacramento Monarchs		G Lindsay Whalen	Connecticut Sun			
<b>2001</b>	F <b>KATIE SMITH</b>	<b>MINNESOTA LYNX</b>	<b>2009</b>	F Diana Taurasi	Phoenix Mercury			
	F Natalie Williams	Utah Starzz		F Tamika Catchings	Indiana Fever			
	C Lisa Leslie	Los Angeles Sparks		C Lauren Jackson	Seattle Storm			
	G Janeth Arcain	Houston Comets		G Becky Hammon	San Antonio Silver Stars			
	G Merlakia Jones	Cleveland Rockers		G Cappie Pondexter	Phoenix Mercury			
<b>2002</b>	F Sheryl Swoopes	Houston Comets	<b>2010</b>	F Lauren Jackson	Seattle Storm			
	F Tamicka Catchings	Indiana Fever		F Tamika Catchings	Indiana Fever			
	C Lisa Leslie	Los Angeles		C Sylvia Fowles	Chicago Sky			
	G Sue Bird	Seattle Storm		G Cappie Pondexter	New York Liberty			
	G Mwadi Mabika	Los Angeles Sparks		G Diana Taurasi	Phoenix Mercury			
<b>2003</b>	F Lauren Jackson	Seattle Storm	<b>2011</b>	F Tamika Catchings	Indiana Fever			
	F Tamika Catchings	Indiana Fever		F Angel McCoughtry	Atlanta Dream			
	C Lisa Leslie	Los Angeles Sparks		C Tina Charles	Connecticut Sun			
	G Sue Bird	Seattle Storm		G Diana Taurasi	Phoenix Mercury			
	G <b>KATIE SMITH</b>	<b>MINNESOTA LYNX</b>		G <b>LINDSAY WHALEN</b>	<b>MINNESOTA LYNX</b>			
<b>2004</b>	F Lauren Jackson	Seattle Storm	<b>2012</b>	F Candace Parker	Los Angeles Sparks			
	F Tina Thompson	Houston Comets		F Tamika Catchings	Indiana Fever			
	C Lisa Leslie	Los Angeles Sparks		C Tina Charles	Connecticut Sun			
	G Sue Bird	Seattle Storm		G Cappie Pondexter	New York Liberty			
	G Diana Taurasi	Phoenix Mercury		G <b>SEIMONE AUGUSTUS</b>	<b>MINNESOTA LYNX</b>			
<b>2005</b>	F Lauren Jackson	Seattle Storm	<b>2013</b>	F <b>MAYA MOORE</b>	<b>MINNESOTA LYNX</b>			
	F Sheryl Swoopes	Houston Comets		F Candace Parker	Los Angeles Sparks			
	C Yolanda Griffith	Sacramento Monarchs		C Sylvia Fowles	Chicago Sky			
	G Sue Bird	Seattle Storm		G Diana Taurasi	Phoenix Mercury			
	G Deanna Nolan	Detroit Shock		G <b>LINDSAY WHALEN</b>	<b>MINNESOTA LYNX</b>			





## ALL-TIME WNBA SECOND TEAMS

<b>1998</b>	F Eva Nemcova F Cindy Brown C Lisa Leslie G Teresa Weatherspoon G Andrea Stinson	Cleveland Rockers Detroit Shock Los Angeles Sparks New York Liberty Charlotte Sting	<b>2006</b>	F Cheryl Ford F Sheryl Swoopes C Taj McWilliams-Franklin G Alana Beard G <b>SEIMONE AUGUSTUS</b>	Detroit Shock Houston Comets Connecticut Sun Washington Mystics <b>MINNESOTA LYNX</b>	<b>2014</b>	F Angel McCoughtry F Nneka Ogumike C Tina Charles G LINDSAY WHALEN G Danielle Robinson G <b>SEIMONE AUGUSTUS</b>	Atlanta Dream Los Angeles Sparks New York Liberty MINNESOTA LYNX San Antonio Stars <b>MINNESOTA LYNX</b>
<b>1999</b>	F Chamique Holdsclaw F Tina Thompson C Lisa Leslie G Teresa Weatherspoon G Shannon Johnson	Washington Mystics Houston Comets Los Angeles Sparks New York Liberty Orlando Miracle	<b>2007</b>	F Tamika Catchings F Sophia Young C Tina Thompson G Katie Douglas G <b>SEIMONE AUGUSTUS</b>	Indiana Fever San Antonio Silver Stars Houston Comets Connecticut Sun <b>MINNESOTA LYNX</b>			
<b>2000</b>	F <b>KATIE SMITH</b> F Tina Thompson C Yolanda Griffith G Teresa Weatherspoon G Shannon Johnson G <b>BETTY LENNOX</b>	<b>MINNESOTA LYNX</b> Houston Comets Sacramento Monarchs New York Liberty Orlando Miracle <b>MINNESOTA LYNX</b>	<b>2008</b>	F Asjha Jones F Deanna Nolan C Lauren Jackson G Becky Hammon G Sue Bird	Connecticut Sun Detroit Shock Seattle Storm San Antonio Silver Stars Seattle Storm			
<b>2001</b>	F Tina Thompson F Chamique Holdsclaw C Yolanda Griffith G Ticha Penicheiro G Tamecka Dixon	Houston Comets Washington Mystics Sacramento Monarchs Sacramento Monarchs Los Angeles Sparks	<b>2009</b>	F Candace Parker F Sophia Young C Lisa Leslie G Katie Douglas G Deanna Nolan	Los Angeles Sparks San Antonio Silver Stars Los Angeles Sparks Indiana Fever Detroit Shock			
<b>2002</b>	F Tina Thompson F Chamique Holdsclaw C Tari Phillips G Shannon Johnson G <b>KATIE SMITH</b>	Houston Comets Washington Mystics New York Liberty Orlando Miracle <b>MINNESOTA LYNX</b>	<b>2010</b>	F Crystal Langhorne F Angel McCoughtry C Tina Charles G Sue Bird G Katie Douglas	Washington Mystics Atlanta Dream Connecticut Sun Seattle Storm Indiana Fever			
<b>2003</b>	F Sheryl Swoopes F Swin Cash C Cheryl Ford G Nikki Teasley G Deanna Nolan	Houston Comets Detroit Shock Detroit Shock Los Angeles Sparks Detroit Shock	<b>2011</b>	F Penny Taylor F <b>SEIMONE AUGUSTUS</b> C Sylvia Fowles G Sue Bird G Cappie Pondexter	Phoenix Mercury <b>MINNESOTA LYNX</b> Chicago Sky Seattle Storm New York Liberty			
<b>2004</b>	F Tamika Catchings F Swin Cash C Yolanda Griffith G Nikki Teasley G Nykesha Sales	Indiana Fever Detroit Shock Sacramento Monarchs Los Angeles Sparks Connecticut Sun	<b>2012</b>	F <b>MAYA MOORE</b> F Sophia Young C Sylvia Fowles G Kristi Toliver G <b>LINDSAY WHALEN</b>	<b>MINNESOTA LYNX</b> San Antonio Silver Stars Chicago Sky Los Angeles Sparks <b>MINNESOTA LYNX</b>			
<b>2005</b>	F Tamika Catchings F Taj McWilliams-Franklin C Lisa Leslie G Becky Hammon G Diana Taurasi	Indiana Fever Connecticut Sun Los Angeles Sparks New York Liberty Phoenix Mercury	<b>2013</b>	F Tamika Catchings F Elena Delle Donne C Tina Charles G Angel McCoughtry G <b>SEIMONE AUGUSTUS</b>	Indiana Fever Chicago Sky Connecticut Sun Atlanta Dream <b>MINNESOTA LYNX</b>			



## ALL-TIME WNBA LEADERS

### POINTS

1. Tina Thompson	7488
2. Dinana Taurasi	6722
3. Tamika Catchings	6554
4. Katie Smith	6452
5. Lisa Leslie	6263
6. Lauren Jackson	6007
7. Becky Hammon	5841
8. Katie Douglas	5563
9. DeLisha Milton-Jones	5533
10. Cappie Pondexter	5453

### FIELD GOALS MADE

1. Tina Thompson	2630
2. Lisa Leslie	2332
3. Diana Taurasi	2171
4. Tamika Catchings	2114
5. Lauren Jackson	2090
6. DeLisha Milton-Jones	2067
7. Tangela Smith	2059
8. Katie Smith	2053
9. Taj McWilliams-Franklin	1985
10. Cappoe Pondexter	1929

### FIELD GOAL % (400 or more FGM)

1. Sylvia Fowles	.585	1127/1928
2. Crystal Langhorne	.560	1218/2174
3. Tamika Raymond	.549	548/998
4. Nneka Ogumike	.539	574/1064
5. Erika de Souza	.538	1105/2053
5. Ann Wauters	.536	847/1581

### FREE THROWS MADE

1. Tamika Catchings	1773
2. Diana Taurasi	1569
3. Tina Thompson	1480
4. Lisa Leslie	1477
5. Katie Smith	1440
6. Lauren Jackson	1391
7. Swin Cash	1316
8. Yolanda Griffith	1232
9. LINDSAY WHALEN	1210
10. Cappie Pondexter	1192

### FREE THROW % (200 or more FTM)

1. Elena Delle Donne	.931	241/259
2. Eva Nemcova	.897	227/253
3. Becky Hammon	.897	1182/1318
4. Kara Lawson	.886	528/596
5. Nicole Powell	.882	440/499
6. Danielle Robinson	.873	274/314
7. Cynthia Cooper	.871	758/870

### 3-POINT FIELD GOALS

1. Katie Smith	906
2. Becky Hammon	829
3. Diana Taurasi	811
4. Tina Thompson	748
5. Katie Douglas	727
6. Sue Bird	639
7. Nicole Powell	580
8. Kara Lawson	558
9. Tamika Catchings	553
10. Lauren Jackson	436

### 3-POINT FIELD GOAL % (100 or more attempts)

1. Jennifer Azi	.458	158/345
2. Jenna O'Hea	.444	84/189
3. Jeanette Pohlen	.432	70/162
4. Laurie Koehn	.430	105/244
5. Cathy Joens	.418	46/110
6. Sidney Spencer	.418	122/292
7. Kristen Rasmussen	.415	59/142
9. Elena Delle Donne	.411	62/151
9. Sandy Brondello	.410	114/278
10. Jamie Carey	.406	84/207

### REBOUNDS

1. Lisa Leslie	3307
2. Tina Thompson	3070
3. Taj McWilliams-Franklin	3013
4. Tamika Catchings	2940
5. DeLisha Milton-Jones	2541
6. Michelle Snow	2479
7. REBEKKAH BRUNSON	2470
8. Lauren Jackson	2447
9. Yolanda Griffith	2444
10. Tangela Smith	2335

### ASSISTS

1. Ticha Penicheiro	2599
2. Sue Bird	2068
3. LINDSAY WHALEN	1910
4. Becky Hammon	1708
5. Diana Taurasi	1448
6. Shannon Johnson	1424
7. Tamika Catchings	1355
8. Teresa Weatherspoon	1338
9. Dawn Staley	1337
10. Temeka Johnson	1260

### BLOCKED SHOTS

1. Margo Dydek	877
2. Lisa Leslie	822
3. Lauren Jackson	586
4. Tangela Smith	557
5. Tammy Sutton-Brown	555
6. Ruth Riley	505
7. Taj McWilliams-Franklin	443
8. Michelle Snow	403
9. Sylvia Fowles	376
10. Tina Thompson	372

### MINUTES

1. Tina Thompson	16088
2. Katie Smith	15725
3. DeLisha Milton-Jones	14234
4. Taj McWilliams-Franklin	13546
5. Ticha Penicheiro	12797
6. Tamika Catchings	12744
7. Tangela Smith	12735
7. Katie Douglas	12629
9. Sue Bird	12597
10. Becky Hammon	12543

### STEALS

1. Tamika Catchings	957
2. Ticha Penicheiro	764
3. Sheryl Swoopes	657
4. Katie Douglas	623
5. DeLisha Milton-Jones	612
6. Taj McWilliams-Franklin	580
7. Tully Bevilacqua	573
8. Jia Perkins	529
9. Yolanda Griffith	529
10. Sue Bird	523



## PLAYOFF FORMAT

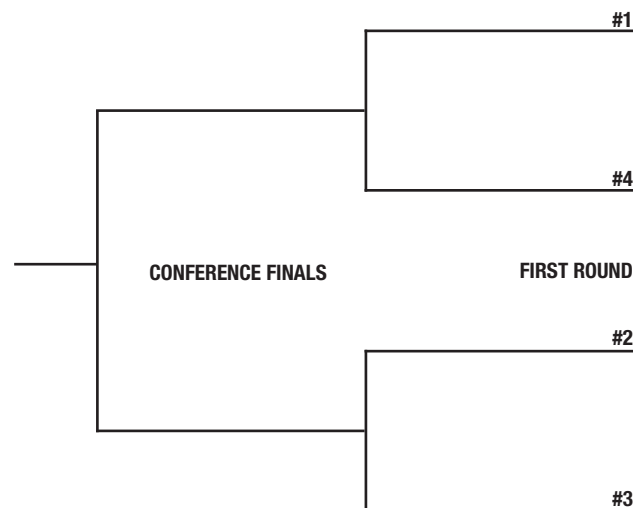


The top four teams from each conference will qualify for the 2015 WNBA Playoffs, presented by Boost Mobile. Teams in each conference will be seeded one through four based on record. The first two rounds of the 2015 WNBA Playoffs are a best-of-three series, while the 2015 WNBA Finals is a best-of-five series. The team with the better regular-season record will have home court advantage in each round of the playoffs. The WNBA uses a 1-2 format in the first two rounds, in which the team with the better record plays on the road for Game 1 and returns home for Games 2 and 3. In the first round of the WNBA Playoffs, each conference's regular-season champion (#1 seed) will meet the conference's fourth-place team (#4 seed). The conference's second-place team (#2 seed) will meet the conference's third-place team (#3 seed). The winners of the first-round series advance to the Eastern Conference and Western Conference Finals, with the two conference champions squaring off in the WNBA Finals. In the WNBA Finals, the higher seed plays at home in games 1, 2 and 5. The first round of the playoffs begin Thursday, Sept. 17, 2015.

### WESTERN CONFERENCE



### EASTERN CONFERENCE





## PLAYOFF HISTORY

### WNBA CHAMPIONS

YEAR	WINNING TEAM	COACH	LOSING TEAM	COACH	SERIES
1997	Houston Comets	Van Chancellor	New York Liberty	Nancy Darsch	1-0
1998	Houston Comets	Van Chancellor	Phoenix Mercury	Cheryl Miller	2-1
1999	Houston Comets	Van Chancellor	New York Liberty	Richie Adubato	2-1
2000	Houston Comets	Van Chancellor	New York Liberty	Richie Adubato	2-0
2001	Los Angeles Sparks	Michael Cooper	Charlotte Sting	Anne Donovan	2-0
2002	Los Angeles Sparks	Michael Cooper	New York Liberty	Richie Adubato	2-0
2003	Detroit Shock	Bill Laimbeer	Los Angeles Sparks	Michael Cooper	2-1
2004	Seattle Storm	Anne Donovan	Connecticut Sun	Mike Thibault	2-1
2005	Sacramento Monarchs	John Whisenant	Connecticut Sun	Mike Thibault	3-1
2006	Detroit Shock	Bill Laimbeer	Sacramento Monarchs	John Whisenant	3-2
2007	Phoenix Mercury	Paul Westhead	Detroit Shock	Bill Laimbeer	3-2
2008	Detroit Shock	Bill Laimbeer	San Antonio Silver Stars	Dan Hughes	3-0
2009	Phoenix Mercury	Cory Gaines	Indiana Fever	Lin Dunn	3-2
2010	Seattle Storm	Brian Agler	Atlanta Dream	Marynell Meadors	3-0
2011	<b>MINNESOTA LYNX</b>	<b>CHERYL REEVE</b>	Atlanta Dream	Marynell Meadors	3-0
2012	Indiana Fever	Lin Dunn	<b>MINNESOTA LYNX</b>	<b>CHERYL REEVE</b>	1-3
2013	<b>MINNESOTA LYNX</b>	<b>CHERYL REEVE</b>	Atlanta Dream	Fred Williams	3-0
2014	Phoenix Mercury	Sandy Brondello	Chicago Sky	Pokey Chatman	3-0

### CONFERENCE WINNERS (REGULAR SEASON)

YEAR	EAST	W-L	WEST	W-L
1997	Houston	18-10	Phoenix	16-12
1998	Cleveland	20-10	Houston	27-3
1999	New York	18-14	Houston	26-6
2000	New York	20-12	Los Angeles	28-4
2001	Cleveland	22-10	Los Angeles	28-4
2002	New York	18-14	Los Angeles	25-7
2003	Detroit	25-9	Los Angeles	24-10
2004	Connecticut	18-16	Los Angeles	25-9
2005	Connecticut	26-8	Sacramento	25-9
2006	Connecticut	26-8	Los Angeles	25-9
2007	Detroit	24-10	Phoenix	23-11
2008	Detroit	22-12	San Antonio	24-10
2009	Indiana	22-12	Phoenix	23-11
2010	Washington	22-12	Seattle	28-6
2011	Indiana	21-13	<b>MINNESOTA</b>	<b>27-7</b>
2012	Connecticut	25-9	<b>MINNESOTA</b>	<b>27-7</b>
2013	Chicago	24-10	<b>MINNESOTA</b>	<b>26-8</b>
2014	<b>Atlanta</b>	<b>19-15</b>	<b>Phoenix</b>	<b>29-5</b>



# PLAYOFF HISTORY

## ALL-TIME REGULAR SEASON RECORDS (sorted by winning percentage)

TEAM	W	L	PCT
Houston Comets	224	132	.629
Los Angeles Sparks	334	226	.596
Connecticut Sun	219	155	.585
Detroit Shock***	210	186	.530
Indiana Fever	248	222	.528
Sacramento Monarchs	224	200	.528
New York Liberty	294	267	.524
Seattle Storm	242	225	.518
Phoenix Mercury	285	275	.509
MINNESOTA LYNX	270	266	.504
Miami Sol^	48	48	.500
Cleveland Rockers#	108	112	.491
Atlanta Dream	99	105	.485
Orlando Miracle*	60	68	.469
Utah Starzz**	87	99	.468
San Antonio Stars	169	205	.452
Charlotte Sting^^	143	179	.444
Washington Mystics	207	325	.389
Portland Fire##	37	59	.385
Chicago Sky	104	168	.382
Tulsa Shock	30	106	.221

\* Orlando relocated to Connecticut on 1/28/03

\*\* Utah relocated to San Antonio on 12/5/02

\*\*\* Detroit relocated to Tulsa on 10/20/09

# Cleveland folded on 9/19/03

## Portland folded on 12/30/02

^ Miami folded on 11/27/02

^^ Charlotte folded on 1/4/07



## 2015 WNBA DRAFT

# WNBA DRAFT 2015 |

### FIRST ROUND

NO.	TEAM	PLAYER	POS.	COLLEGE/FROM
1.	Seattle	Jewell Loyd	G	Notre Dame
2.	Tulsa	Amanda Zahui B.	C	Minnesota
3.	Seattle	Kalenna Mosqueda-Lewis	F	Connecticut
4.	Connecticut	Elizabth Williams	C	Duke
5.	Chicago	Cheyenne Parker	F	Middle Tennessee State
6.	San Antonio	Dearica Hamby	F	Wake Forest
7.	Los Angeles	Crystal Bradford	G	Central Michigan
8.	Washington	Ally Malott	F	Dayton
9.	New York	Brittany Boyd	G	California
10.	Atlanta Dream	Samantha Logic	G	Iowa
11.	New York	Kiah Stokes	C	Connecticut
12.	Phoenix	Isabelle Harrison	C	Tennessee

### SECOND ROUND

NO.	TEAM	PLAYER	POS.	COLLEGE/FROM
1.	Tulsa	Brianna Kiesel	G	Pittsburgh
2.	Los Angeles	Cierra Burdick	F	Tennessee
3.	Washington	Natasha Cloud	G	St. Joseph
4.	Minnesota	Reshanda Gray	F	California
5.	Chicago	Betnijah Laney	G/F	Rutgers
6.	Phoenix	Alex Harden	G/F	Wichita State
7.	Connecticut	Brittany Hrynko	G	DePaul
8.	Seattle	Vicky McIntyre	C	Oral Roberts
9.	Indiana	Chelsea Gardner	F	Kansas
10.	Chicago	Aleighsa Welch	F	South Carolina
11.	New York	Amber Orrange	G	Stanford
12.	Phoenix Mercury	Zofia Hruscakova	F	Slovakia

### THIRD ROUND

NO.	TEAM	PLAYER	POS.	COLLEGE/FROM
1.	Tulsa	Mimi Magedi	C	Nevada
2.	Seattle	Nneka Enemkpali	F	Texas
3.	New York	Laurin Mincy	G	Maryland
4.	New York	Michala Johnson	F/C	Wisconsin
5.	Atlanta	Ariel Massengale	G	Tennessee
6.	San Antonio	Dragana Stankovic	C	Serbia
7.	Los Angeles	Andrea Hoover	G	Dayton
8.	Washington	Marica Gajic	F	Boasnia & Herzegovina
9.	San Antonio	Nikki Moody	G	Iowa State
10.	Atlanta Dream	Lauren Okafor	C	James Madison
11.	Minnesota	Shea Kelley	F	Minnesota
12.	Phoenix	Promise Amikamara	G	Arizona State





## WNBA COMMUNITY RELATIONS



### WNBA CARES

Through WNBA Cares, the WNBA is deeply committed to creating programs that improve the quality of life for all people with a special emphasis on programs that promote a healthy lifestyle and positive body image, increase breast and women's health awareness, support youth and family development, and focus on education.

WNBA Cares goal alignment focuses on Philanthropy, Service, Legacy and Inspiring Women. Since WNBA Cares launched, the league, players and teams have:

- **PHILANTHROPY:** More than \$11.5 million donated to charity, more than \$3.5 million raised in the fight against breast cancer
- **SERVICE:** More than 565,000 hours of hands-on service
- **LEGACY:** More than 45 places where kids and families can live, learn or play
- **INSPIRATION:** 27 current and former WNBA coaches and players have traveled to 27 countries across five continents throughout the world as sport ambassadors inspiring youth and promoting health and wellness through basketball.

### WNBA CARES WEEK

To promote the tip off of the season, the league and teams will partner with community and marketing partners to host community and fan engagement events that highlight our commitment to the community. WNBA Cares Week will take place from May 29-June 4



### WNBA FIT

The WNBA FIT platform is the league's comprehensive health and wellness program that encourages physical activity and healthy living for children and families through grassroots programs and events, and products related to health, fitness, nutrition and self-esteem. In cooperation with well-established health and wellness organizations, WNBA FIT informs, educates and engages children and families in healthy living practices.



### BREAST HEALTH AWARENESS

The WNBA Breast Health Awareness program focuses on generating awareness and educating women about breast cancer in addition to raising funds for the initiative. This season WNBA Breast Health Awareness Week will take place from August 4-9



### WNBA INSPIRING WOMEN

The Inspiring Woman platform celebrates women who demonstrate their ability to inspire others through their commitment, passion and dedication to work, family and community.



### WNBA GREEN

The WNBA is committed to a long-term environmental plan through the implementation of sustainable business practices and procedures that decrease the league's carbon footprint and contribute to a clean, healthy environment. The WNBA Greening Initiative is an innovative program designed to reduce the environmental impact of the league's operations and events.





# COMMUNITY



LYNX UNLEASHED



## IN THE COMMUNITY



### MINNESOTA LYNX FOUNDATION

The Minnesota Lynx Foundation supports breast cancer research and support programs in the state of Minnesota.

### FASTBREAK FOUNDATION

The Minnesota Lynx FastBreak Foundation which supports hands on programs that positively impact Minnesota youth. Through giving, education, and basketball opportunities, the Foundation enables young people to make responsible decisions, contribute to their futures and experience lifelong memories.

### MINNESOTA LYNX CATWALK for a Cure

Sponsored by MAYO CLINIC

The Lynx will host the 7th annual Catwalk for a Cure on Wednesday, August 26th as part of their Breast Health Awareness month to raise awareness about breast cancer. The event includes a fashion show where Lynx players and coaches are the models. The Lynx will also host a silent auction and program. All proceeds from this event benefit the Lynx Foundation which supports breast cancer research and support programs in the state of Minnesota.





## IN THE COMMUNITY



As part of the WNBA's FIT platform Lynx players and coaches host events and clinics to encourage children and their families to stay active and healthy. They also talk about the importance of staying in school and working as a team.



The Lynx Breast Health Awareness initiative focuses on generating awareness and educating women about breast cancer. In addition the Lynx aim to raise funds to find a cure for this deadly disease. During the Sunday, August 9th game against Los Angeles, the players will wear pink jerseys to bring awareness to the cause. Following the game the players will auction off their game-worn jerseys to raise funds.






## IN THE COMMUNITY



As part of the WNBA's InspiringWomen platform, each year the Minnesota Lynx celebrate women in the state who inspire, motivate and encourage others through personal and professional leadership. During the 2015 season, the Lynx will honor one woman per month, beginning in June. Each winner receives a team-autographed basketball and recognition on LynxBasketball.com in hopes their story will inspire others.



The Minnesota Lynx Read to Achieve program is a year-round literacy program to help students and kids develop a life-long love for reading. Reaching an estimated 50 million children per year, Read to Achieve is the most extensive education outreach program in the history of professional sports. During the season, Lynx players host reading timeouts throughout the Twin Cities area.



The Minnesota Lynx Tickets for Kids program donates game tickets to over 300 charitable organizations, including nonprofit agencies, schools and shelters throughout the state of Minnesota. Overall, the Lynx donate 6,000+ tickets as a part of the program throughout the season. Corporate sponsors, season ticket members and other Lynx supporters donate unused tickets, which are distributed to those who may not have otherwise been able to enjoy a Lynx game in person. Ticket donations must be received 72 hours prior to the game date.

