

2014-15 TIMBERWOLVES MEDIA GUIDE



SEASON PRESENTED BY



ONE. HUNGRY. PACK.



MAYO CLINIC SQUARE

The new training center will have two basketball courts, with the Timberwolves and Lynx each having a primary court. It will include additional offices for coaches, scouts and staff, as well as expanded training and workout areas. The space will be accessible to the community with the practice courts being available for youth basketball programs and games.



- Approximately \$20 million investment
- AECOM is the Architect/Engineering Firm
- 105,000 total square feet
 - 52,000 Timberwolves & Lynx Basketball Operations
 - 23,000 Timberwolves & Lynx Corporate Headquarters
 - 20,000 Mayo Clinic Sports Medicine Center
 - 7,500 Mayo Clinic and Timberwolves & Lynx Shared Space
 - 2,000 Timberwolves & Lynx Sales Center
- Two courts
 - Primary court for Timberwolves
 - Primary court for Lynx
- Access to the Mayo Clinic Sports Medicine Center adjacent to the training center
- Modern look and feel
- More functional
- Enhanced, enlarged workout area
- Expanded, improved training area
- Improved team classroom
- Updated technology
- Natural light
- More transparent for the public
- New Youth Basketball partnership opportunities
- Creates hundreds of jobs
 - Practice Facility: 600
 - Total project: 1300





TARGET CENTER RENOVATIONS

Construction of the nearly \$100 million renovation of the Target Center is planned to begin in 2015.

The renovation will dramatically enhance the fan experience, with additional clubs and gathering spaces, as well as significantly improved traffic flow. It will also include an entirely new locker room and player facilities in the arena.

The exterior will also get a refresh, with the main entrance moving to the corner of 1st Ave. and 6th St. The new entrance will feature a glass atrium to provide more transparency into the building, and all throughout the building will be additional windows to provide more natural light inside the arena.

Target Center is conveniently located in the heart of downtown Minneapolis, within blocks of hundreds of restaurants, bars and clubs, and one block away from the light rail. With its great location and hundreds of events, Target Center is a significant contributor to the thriving entertainment district in downtown Minneapolis.

Target Center was the 21st busiest venue in the United States and the 51st busiest venue worldwide in 2012 (Pollstar report).





2014-15 SCHEDULE

OCTOBER/NOVEMBER

SUN	MON	TUE	WED	THU	FRI	SAT
			7:00 MEM	7:00 DET		7:00 CHI
			6:30 BKN		6:00 ORL	6:30 MIA
			9:00 HOU*		7:00 NOP	7:30 DAL
			7:00 NYK		7:00 SAS	7:00 SAC
8:00 POR			7:00 MIL		9:30 LAL	

DECEMBER

SUN	MON	TUE	WED	THU	FRI	SAT
	9:30 LAC		7:00 PHI		7:00 HOU	7:30 SAS
	7:00 GSW		7:00 POR		7:00 OKC	
6:00 LAL		6:00 WAS			6:30 BOS	
6:00 IND		6:00 CLE			8:00 DEN	9:30 GSW
		8:00 UTA				

JANUARY

SUN	MON	TUE	WED	THU	FRI	SAT
				7:00 SAC		7:00 UTA
	7:00 DEN		8:30 PHX		7:30 MIL	7:00 SAS
		6:00 IND			8:00 PHX	8:00 DEN
	1:00 CHA		7:00 DAL		7:00 NOP	
5:00 ATL	7:00 OKC		7:00 BOS		6:00 PHI	7:00 CLE

FEBRUARY

SUN	MON	TUE	WED	THU	FRI	SAT
	7:30 DAL		7:00 MIA		7:00 MEM	
5:00 DET	7:00 ATL		7:00 GSW			
2015 NBA ALL-STAR GAME				7:00 PHX		
	7:00 HOU		7:00 WAS	7:00 CHI	7:00 MEM	

MARCH

SUN	MON	TUE	WED	THU	FRI	SAT
	7:00 LAC		7:00 DEN			7:00 POR
	9:30 LAC		9:00 PHX		7:00 OKC	
6:00 SAS	7:00 BKN		6:30 TOR	6:30 NYK		
6:00 CHA	8:00 UTA		7:00 LAL		7:00 HOU	
3:00 NOP	7:00 UTA					

APRIL

SUN	MON	TUE	WED	THU	FRI	SAT
			7:00 TOR		7:00 ORL	
		9:00 SAC	9:00 POR		9:30 LAL	9:30 GSW
	7:00 NOP		7:00 OKC			



TABLE OF CONTENTS

PLAYERS

2014-15 Roster.....7
Anthony Bennett.....8
Corey Brewer.....10
Chase Budinger.....13
Gorgui Dieng.....16
Robby Hummel.....18
Zach LaVine.....20
Kevin Martin.....21
Shabazz Muhammad.....24
Nikola Pekovic.....26
Glenn Robinson III.....29
Ricky Rubio.....30
Ronny Turiaf.....33
Andrew Wiggins.....36
Mo Williams.....37
Thaddeus Young.....40
Others.....43

FRONT OFFICE

Staff Directory.....46
Glen Taylor & Limited Partners.....48
Rob Moor.....49
Chris Wright.....49
Milt Newton.....50
Flip Saunders.....51
Assistant Coaches.....53
Player Development/Basketball Staff.....54
Training Staff.....56
Medical Staff.....57
Executive Staff.....58
Staff Photos.....61
Ticket Information.....68
Target Center Staff.....69
Crunch.....70
Timberwolves Dancers.....71

MEDIA

Public Relations Staff.....73
Media Information.....74
Wolves Traveling Media.....74
Wolves Broadcast Team.....75

2013-14 REVIEW

Roster/Final Statistics.....77
Game-By-Game Results.....78
Season Summary.....79
Team Notes.....80
Game-By-Game Statistics.....81
Season Superlatives.....82
Top Individual Performances.....83
Individual Highs.....84

HISTORY

2012-13 Season Review.....86
2011-12 Season Review.....88
2010-11 Season Review.....90
2009-10 Season Review.....92
2008-09 Season Review.....94
2007-08 Season Review.....96
2006-07 Season Review.....98
2005-06 Season Review.....100
2004-05 Season Review.....102
2003-04 Season Review.....104
2002-03 Season Review.....106
2001-02 Season Review.....108
2000-01 Season Review.....110
1999-00 Season Review.....112
1998-99 Season Review.....114
1997-98 Season Review.....116
1996-97 Season Review.....118
1995-96 Season Review.....120
1994-95 Season Review.....122
1993-94 Season Review.....124
1992-93 Season Review.....126
1991-92 Season Review.....128
1990-91 Season Review.....130
1989-90 Season Review.....132
Former Player Statistics.....134
All-Time Jersey Numbers.....163
Retired Numbers.....164
All-Time College Roster.....165
Wolves Drafts.....166
Wolves Transactions.....167
Wolves History.....173
Team Name & Logo History.....177

RECORDS

Wolves Individual Records.....179
Wolves Team Highs.....181
Wolves Team Lows.....182
Wolves Rookie Records.....183
Opponent Individual Records.....184
Opponent Team Highs.....185
Opponent Team Lows.....186
Target Center Records.....187
Two-Team Records.....189
Miscellaneous Records.....191
Year-By-Year Leaders.....197
Individual Season Highs.....200
Career Leaders.....201
All-Time vs. NBA.....202
All-Time Games.....204
Leaders vs. Wolves.....205
Head Coaching Records.....206
Attendance.....207

PLAYOFFS

Wolves Individual Playoff Records.....209
Wolves Team Playoff Highs/Lows.....211
Opponent Individual Playoff Records.....212
Opponent Team Playoff Highs/Lows.....214
2004 Playoffs vs. Los Angeles.....215
2004 Playoffs vs. Sacramento.....216
2004 Playoffs vs. Denver.....217
2003 Playoffs vs. Los Angeles.....218
2002 Playoffs vs. Dallas.....219
2001 Playoffs vs. San Antonio.....220
2000 Playoffs vs. Portland.....221
1999 Playoffs vs. San Antonio.....222
1998 Playoffs vs. Seattle.....223
1997 Playoffs vs. Houston.....224
Individual Career Playoff Statistics.....225

NBA

Team Directories.....227
NBA Directory/NBA Key Dates & Terms.....256
2013-14 NBA Standings/Awards.....257
2013-14 NBA Leaders.....258
2014 Draft Results.....259
Fort Wayne Mad Ants.....260
D-League Directory.....261
NBA Cares.....262

COMMUNITY

FastBreak Foundation.....264
Monthly Themes.....264
Taste of the Timberwolves.....267
Foundation Events.....268

2014-15 CREDITS

EXECUTIVE EDITOR
Alex King

EDITORIAL CONTRIBUTORS
Dan Bell
Aaron Seehusen
Terry Horstman

ART DIRECTION & DESIGN
Addie Borgh

SR. VP OF MARKETING &
COMMUNICATIONS
Ted Johnson

CREATIVE SERVICES MANAGER
Henry Moore

PRODUCTION & LOGISTICS MANAGER
John Schissel

PHOTOGRAPHY
David Sherman

© 2014 Minnesota Timberwolves All NBA and team insignia depicted in this publication are the property of the NBA Properties, Inc. and the respective teams of the NBA and may not be reproduced for commercial purposes without the prior written consent of NBA Properties, Inc. The information contained in this publication was compiled by the Minnesota Timberwolves and is provided as a courtesy to our fans and the press and may be used only for personal or editorial purposes. Any commercial use of this information is prohibited without the prior written consent of the Minnesota Timberwolves.



PLAYERS



#24 Anthony Bennett

FORWARD
HEIGHT · 6-8
WEIGHT · 245
BIRTHDAY · 03.14.93
PRIOR · UNLV
YEARS · 1



#13 Corey Brewer

GUARD/FORWARD
HEIGHT · 6-9
WEIGHT · 186
BIRTHDAY · 03.05.86
PRIOR · Florida
YEARS · 7



#10 Chase Budinger

FORWARD
HEIGHT · 6-7
WEIGHT · 209
BIRTHDAY · 05.22.88
PRIOR · Arizona
YEARS · 5



#5 Gorgui Dieng

CENTER
HEIGHT · 6-11
WEIGHT · 233
BIRTHDAY · 01.18.90
PRIOR · Louisville
YEARS · 1



#4 Robbie Hummel

FORWARD
HEIGHT · 6-9
WEIGHT · 219
BIRTHDAY · 03.08.89
PRIOR · Purdue
YEARS · 1



#8 Zach LaVine

GUARD
HEIGHT · 6-5
WEIGHT · 183
BIRTHDAY · 03.10.95
PRIOR · UCLA
YEARS · R



#23 Kevin Martin

GUARD
HEIGHT · 6-7
WEIGHT · 204
BIRTHDAY · 02.01.83
PRIOR · Western Carolina
YEARS · 10



#15 Shabazz Muhammad

FORWARD
HEIGHT · 6-6
WEIGHT · 227
BIRTHDAY · 11.13.92
PRIOR · UCLA
YEARS · 1



#14 Nikola Pekovic

CENTER
HEIGHT · 6-11
WEIGHT · 295
BIRTHDAY · 01.03.86
PRIOR · Montenegro
YEARS · 4



#1 Glenn Robinson III

FORWARD
HEIGHT · 6-7
WEIGHT · 222
BIRTHDAY · 01.08.94
PRIOR · Michigan
YEARS · R



#9 Ricky Rubio

GUARD
HEIGHT · 6-4
WEIGHT · 192
BIRTHDAY · 10.21.90
PRIOR · Spain
YEARS · 3



#32 Ronny Turiaf

CENTER
HEIGHT · 6-10
WEIGHT · 249
BIRTHDAY · 01.13.83
PRIOR · Gonzaga
YEARS · 9



#22 Andrew Wiggins

FORWARD
HEIGHT · 6-8
WEIGHT · 199
BIRTHDAY · 02.23.95
PRIOR · Kansas
YEARS · R



#25 Mo Williams

GUARD
HEIGHT · 6-1
WEIGHT · 198
BIRTHDAY · 12.19.82
PRIOR · Alabama
YEARS · 11



#33 Thaddeus Young

FORWARD
HEIGHT · 6-8
WEIGHT · 221
BIRTHDAY · 06.21.88
PRIOR · Georgia Tech
YEARS · 7



ANTHONY BENNETT | 24

FORWARD

HEIGHT 6-8

WEIGHT 245 lbs.

BIRTHDATE March 14, 1993

BIRTHPLACE Toronto, Ontario

COLLEGE UNLV

HIGH SCHOOL Findlay College Prep (Henderson, Nev.)

EXPERIENCE One year

ACQUIRED Via trade from Cleveland on August 23, 2014

DRAFTED 2013, first round (1st overall) by Cleveland

2014 SUMMER LEAGUE

Appeared in four games (all starts) for the Cavaliers Summer League team in Las Vegas... Averaged 13.3 points and 7.8 rebounds in 29.8 minutes per game... Was the team's top rebounder and second leading scorer... Had 15 points and seven rebounds in 31 minutes against Milwaukee on July 11... Recorded a double-double of 13 points and 14 rebounds in 31 minutes versus San Antonio on July 13.

2013-14 SEASON

Played in 52 games for the Cleveland Cavaliers... Averaged 4.2 points and 3.0 rebounds in 12.8 minutes per game... Notched two double-doubles on the season... Posted 14 points on 5-for-8 shooting, including a pair of three-pointers in 13 minutes off the bench March 4 vs. San Antonio... Pulled down nine rebounds to go along with seven points in 16 minutes Feb. 19 vs. Orlando... Recorded the second double-double of his career with 10 points on 5-for-9 shooting and a career-high 11 rebounds in 24 minutes off the bench Feb. 18 at Philadelphia... In five games from Feb. 3-11, averaged 10.8 points on 48.6% (17-for-35) shooting, including 62.5% (5-for-8) from the three-point line and 5.4 rebounds in 21.2 minutes per game... Registered his first career double-double with a career-high 19 points on 6-for-9 shooting and 10 rebounds in 30 minutes off the bench Feb. 11 vs. Sacramento... Tallied 15 points, eight rebounds and one block in 31 minutes Jan. 28 vs. New Orleans... Pulled down eight rebounds in 18 minutes Jan. 7 vs. versus Philadelphia... Scored in double figures six times... Led or tied for the team lead in blocks four times... Was DNP-CD 15 times and DND nine times on the season... Missed two games due to illness from Dec. 20-21... Missed one game on Feb. 28 due to right knee soreness... Missed 17 games from March 12 – April 12 due to a left patellar tendon strain... Was placed on the Inactive List six times on the season.

CAREER NOTES

Acquired by the Timberwolves on August 23, 2014 along with Andrew Wiggins from the Cleveland Cavaliers and Thaddeus Young from the Philadelphia 76ers in exchange for Kevin Love, Alexey Shved and Luc Richard Mbah a Moute... Selected by the Cleveland Cavaliers with the 1st overall selection in the 2013 NBA Draft.

COLLEGE NOTES

Played one season at UNLV... In 35 games (32 starts), averaged 16.1 points, 8.1 rebounds and 1.2 blocks in 27.1 minutes per game... Named Mountain West Conference Freshman of the Year in his only year at UNLV... First-Team All-Mountain West, MWC All-Tournament team and was one of 15 finalists on the ballot for the John R. Wooden National Player of the Year Award... Also named to the Sporting News' All-Freshman Team, USBWA Freshman All-America Team, USBWA's All-District VIII, First-Team NABC All-District 17 and MW Championships All-Tournament Team... Honorable Mention Associated Press All-American and a finalist for both the Oscar Robertson Trophy and Wayman Tisdale Award, given by the USBWA to the nation's top player and freshman, respectively... Shot 53.3% from the field, including a team-best 37.5% mark from the three-point line... Recorded 12 double-doubles, which ranked him third nationally among all freshmen... Reached double-figure scoring in 28 of his 35 games, including 13 with 20-or-more points... Ranked seventh in the Mountain West Conference in scoring, fourth in blocks and fifth in rebounding... led UNLV in three-point shooting percentage (37.5%)... Posted a career-high 28 points Jan. 5 vs. Cal State Bakersfield on 10-for-13 shooting from the field with 10 rebounds in 29 minutes... Tallied 22 points on 9-for-14 shooting and a season-high 16 rebounds Jan. 12 vs. Air Force.

PERSONAL NOTES

Credits his mother, Edith, as his biggest influence... The first McDonald's High School All-American to attend UNLV straight from high school since Freddie Banks in 1983... Also played in the Jordan Brand Classic Game and competed in the McDonald's Slam Dunk contest... Led Findlay Prep to a 32-1 record and the school's third ESPN National High School Invitational Championship (in four years), where he earned MVP honors and was named to the All-Tournament Team... Favorite hobby is playing video games... Favorite food is lasagna... Favorite television show is Family Guy... First Canadian-born player to be selected No. 1 overall in the NBA Draft.



CAREER HIGHS

Minutes	31	01/28/14	Cleveland	vs	New Orleans
Field Goals	6	02/11/14	Cleveland	vs	Sacramento
Field Goal Attempts	11	11/13/13	Cleveland	at	Minnesota
Three-Point Field Goals	3	02/11/14	Cleveland	vs	Sacramento
Three-Point Attempts	3	02/11/14	Cleveland	vs	Sacramento (Four times)
Free Throws	6	02/05/14	Cleveland	vs	L.A. Lakers
Free Throw Attempts	9	02/11/14	Cleveland	vs	Sacramento
Offensive Rebounds	4	02/18/14	Cleveland	at	Philadelphia (Two times)
Defensive Rebounds	7	02/18/14	Cleveland	at	Philadelphia (Three times)
Rebounds	11	02/18/14	Cleveland	at	Philadelphia
Assists	2	02/18/14	Cleveland	at	Philadelphia (Three times)
Steals	2	02/05/14	Cleveland	vs	L.A. Lakers (Three times)
Turnovers	5	01/07/14	Cleveland	vs	Philadelphia (Two times)
Blocked Shots	1	02/21/14	Cleveland	at	Toronto (Eight times)
Points	19	02/11/14	Cleveland	vs	Sacramento

NBA REGULAR SEASON STATS

Year/Team	G	MIN	FIELD GOALS			3-POINT FG			FREE THROWS			REBOUNDS			AST	PF	STL	BLK	PTS	AVG
			FG	FGA	PCT	FG	FGA	PCT	FT	FTA	PCT	OFF	DEF	TOT						
13-14/CLE	52	663	80	225	.356	13	53	.245	44	69	.638	49	106	155	17	93	21	8	217	4.2
TOTALS	52	663	80	225	.356	13	53	.245	44	69	.638	49	106	155	17	93	21	8	217	4.2



COREY BREWER | 13

FORWARD/GUARD

HEIGHT 6-9

WEIGHT 186 lbs.

BIRTHDATE March 5, 1986

BIRTHPLACE Portland, Tennessee

COLLEGE Florida

HIGH SCHOOL Portland High School (Portland, Tennessee)

EXPERIENCE Seven years

ACQUIRED Signed as a free agent on July 12, 2013

DRAFTED 2007, 1st round (7th overall) by Minnesota

2013-14 SEASON

Returned to Minnesota for his seventh NBA campaign, having signed as an unrestricted free agent to a three-year contract on July 12... Started 81 games, missing only Feb. 5 at Oklahoma City due to personal reasons... Averaged 12.3 ppg, 2.6 rpg and 1.7 apg (in 32.2 mpg) while shooting a career-high 48.1% from the floor, 28.0% from three-point range and 71.8% from the FT line... Boosted his scoring to 15.9 ppg (on 55.0% shooting) over the final 15 contests; he attempted just 81 treys in his final 46 games, compared to 130 in the first 35... Ranked 7th in the NBA in steals by swiping a career-best 1.85 spg, and also finished 4th in fast break scoring (5.2 ppg)... Exploded for a career-high 51 points Apr. 11 vs. Houston (tying Kevin Love's franchise single-game record), adding a career-best six steals... He becomes the fourth player in NBA history to collect 50+ points and 6+ steals in the same game, joining Rick Barry, Allen Iverson and Michael Jordan... Swiped 4+ steals in four straight games (Apr. 5-11), equaling the longest such streak by any NBA player since Baron Davis put together seven in a row in Nov. 2003... Passed Doug West (428) for 3rd place on the Wolves' all-time steal chart Apr. 8 vs. San Antonio... Played a career-high 47:32 on Mar. 19 at Dallas... Tallied a game-high 26 points Feb. 8 vs. Portland, one of seven 20+ performances this year and one of 12 career times he's scored 25+... Snagged a season-high 12 rebounds Dec. 15 at Memphis, his fifth career double-digit night; he also went over the 4000-career-point mark in that contest... The five 3-pointers Nov. 13 vs. Cleveland are one shy of his career best... He's the 11th player to enlist for two separate stints with the Wolves, having played four seasons (2007-08 through 2010-11) in his first tour after being selected by Minnesota in the 1st round of the 2007 NBA Draft.

CAREER NOTES

Signed by the Wolves as a free-agent on July 12, 2013... Originally drafted by Minnesota with the 7th overall selection of the 2007 NBA Draft... Traded to New York as part of a 12-player, three-team trade... Waived by the Knicks on March 1, 2011... Signed by the Dallas Mavericks as a free agent on March 3, 2011... In 467 career games, Brewer owns career averages of 10.0 points, 3.0 rebounds and 1.6 assists in 25.7 minutes per game... **2012-13 (Denver):** With Denver, appeared in all 82 games (two starts), averaging 12.1 points, 2.9 rebounds, 1.5 assists and 1.44 steals in 24.4 minutes... Tallied 28 points and three rebounds in 34 minutes vs. San Antonio on Apr. 10... Led team with 22 points and three assists in 29 minutes vs. Houston on Apr. 6... Poured in 23 points in 35 minutes vs. Dallas on Apr. 3... Exploded for career-high 29 points (5-6 3FG) and career-high tying five steals in 33 minutes vs. Philadelphia on Mar. 21... Had 20 points and three steals in 26 minutes at Phoenix on Mar. 11... Led Denver with 22 points (career-high 11 made field goals) and four rebounds in 28 minutes vs. Atlanta on Mar. 4... Posted 14 points (7-13 FG), three assists and career-high tying five steals in 25 minutes vs. Oklahoma City on Mar. 1... Scored 20 points in 27 minutes vs. Milwaukee on Feb. 5... Had team-high 26 points to go with six boards in 34 minutes vs. Oklahoma City on Jan. 20... Scored 17 points in 28 minutes vs. Washington on Jan. 18... Posted 14 points and six rebounds at the Los Angeles Lakers on Jan. 6... Scored 27 points while hitting a career-high six threes (6-7 3FG) in 24 minutes vs. the Lakers on Dec. 26... Had 13 points and a season-high nine rebounds in 29 minutes at Portland on Dec. 20... Posted 20 points and four boards in 28 minutes at Indiana on Dec. 7... Had 19 points and three boards in 25 minutes at Atlanta on Dec. 5... Posted 19 points, five boards and four steals in 21 minutes vs. Toronto on Dec. 3... Had 13 points and seven boards in 28 minutes at San Antonio on Nov. 17... Totaled 20 points and three rebounds in 21 minutes vs. Utah on Nov. 9... Had 14 points, two steals and two blocks in 22 minutes at Houston on Nov. 7... Tallied 11 points and eight rebounds in 20 minutes vs. Detroit on Nov. 6... **2011-12 (Denver):** Appeared in 59 games (17 starts) and averaged 8.9 points and 3.5 rebounds, in 21.5 minutes... Shot 43.4% from the field and 69.2% from the free throw line... Posted a season-high 26 points on 10-of-14 shooting (5-of-6 from 3FG) and five rebounds in 32 minutes at Memphis on 2/17... Had 19 points, five rebounds and two steals in 34 minutes at Indiana on 2/11... Registered nine points and a season-high five steals at Dallas on 2/14/12... Led the bench with 1.22 steals per game, ranking third overall on the team... Scored in double-digits in eight straight games from 2/17 at Memphis – 3/4 at San Antonio... **2010-11 (Minnesota; Dallas):** Appeared in 69 total games (24 starts) and averaged 8.0 ppg, 2.5 rpg, and 1.3 apg in 21.9 minutes... Shot 39.5% from the field and 70.8% from the free throw line... Played in 56 games with Minnesota (22 starts) averaging 8.6 ppg, 2.7 rpg, and 1.4 apg in 24.3 minutes... Played in 13 games for Dallas (2 starts) averaging 5.3 ppg, and 1.8 rpg in 11.4 minutes... Had a season-high 23 points (8-15 FGs), and five steals in 34 minutes vs. Orlando on 1/15/11... Registered 20 points in 28 minutes at Phoenix on 12/15/10... Waived by New York on 3/1/11... Acquired by Dallas as a free agent on 3/3/11... Scored in double figures on 27 occasions, including



three games of 20+... **2009-10 (Minnesota):** Became just the second Timberwolves player in the past 5 years to start all 82 games... Averaged 13.0 ppg, 3.4 rpg, 2.4 apg in 30.3 minutes... Shot a career-best 43.1% from the floor and 64.8% from the FT line... Led the Wolves with 82 3-pointers, shooting 34.6% 3FGs... Ranked 18th in the NBA in steals (1.43 spg), tallying 3+ on 13 occasions... Tallied first career double-double with 22 points and 13 rebounds vs. Denver on 11/25/09... Career-high 27 points vs. Washington on 12/26/09... Led Minnesota in scoring 17 times, and scored 20+ points 14 times (57 double-figure games)... **2008-09 (Minnesota):** Played only 15 games before suffering a torn anterior cruciate ligament in his right knee vs. Denver on 11/29/08... Underwent surgery on 12/17/08 and missed the season's final 67 games... Played in 15 games (8 starts) prior to the injury, averaging 6.2 ppg and 3.3 rpg in 20.5 minutes while shooting 41.4% from the floor and 73.7% from the foul line... **2007-08 (Minnesota):** Appeared in 79 games (35 starts) during his rookie season... Averaged 5.8 ppg, 3.7 rpg and 1.0 spg while shooting 37.4% from the floor and 80.0% from the FT line in 22.8 minutes... 18 double-figure scoring games... 18 rebounds at Atlanta on 12/6/07, the best single-game total by a Timberwolves rookie since Dean Garrett corralled 20 at San Antonio on 1/31/97... 16 points at Houston on 1/11/08... Season-best 16 points vs. Utah on 3/30/08)... Missed one game due to a right thigh contusion on 3/5/08.

PLAYOFF NOTES

Has played in 19 career postseason games, averaging 6.9 points and 1.4 rebounds... **2013 (Denver):** Appeared in six postseason contests, registering averages of 10.8 points, 1.8 rebounds and 1.2 assists... Scored 19 points in 30 minutes in Game 2 vs. Golden State, one of four games in the series that he reached double figures... **2012 (Denver):** Appeared in seven games vs. L.A. Lakers, averaging 8.3 points, 2.0 rebounds and 1.00 steals in 16.6 minutes... Scored 10+ three times, including a playoff career-high 18 points in GM 6 on 5/10... **2011 (Dallas):** Appeared in 6 playoff games averaging 1.5 points in 3.8 minutes for Dallas on their way to the 2011 NBA championship.

COLLEGE NOTES

Played three seasons at the University of Florida... Averaged 11.3 points (47.9% FGs, 35.6% 3FGs, 70.8% FTs), 4.3 rebounds, 2.8 assists and 1.6 steals in 108 games (106 starts)... Was a member of Florida's National Championship teams in 2006 and 2007 when the Gators became the first school to post back-to-back titles in 15 years... Finished his career as Florida's all-time scoring leader in the NCAA Tournament with 198 points... Ranks T-28th on Florida's all-time scoring list with 1,225 points... Ranks 5th in career steals with 176... 2007-08: Named Most Outstanding Player of the 2007 NCAA Tournament Final Four... Earned First Team All-SEC honors and named the SEC Co-Defensive Player of the Year as a junior... 2006-07: Ranked 2nd on the team in scoring (13.2 ppg) and assists (2.9 apg) and 3rd in rebounding (4.7 rpg)... 2005-06: Named to the Final Four All-Tournament Team as a sophomore... Averaged 12.7 points, 4.8 rebounds and 3.3 assists in 39 games... 4 games with 20+ points... Posted the only triple-double in Florida history with 15 points, 10 rebounds and a career-high 13 assists vs. Jacksonville on 12/18/05... 11 points and 7 rebounds vs. UCLA in the 2006 National Championship Game... 2004-05: Earned SEC All-Freshman Team honors... Averaged 7.5 points, 3.4 rebounds and a team-high 1.4 steals... 8 games with 10+ points.

PERSONAL NOTES

Born on March 5, 1986 in Portland, Tennessee... Parents are Glenda and the late Pee Wee Brewer... Hosts a summer basketball camp for elementary students in his hometown of Portland, Tenn... Helped unveil a new Reading and Learning Center at Scheffer Recreation Center in St. Paul prior to his rookie season... Actively participates in fundraising events for the American Diabetes Association and the Juvenile Diabetes Association as the disease has impacted his immediate family... Named to the McDonald's All-American Team in 2004 after averaging 29.4 points and 12.8 rebounds per game during his senior season at Portland High School... Has his own website (www.cbrewer22.com)... Owner of a pet goat, named Billy Wayne Brewer... Twitter handle: @CoreyBrewer13.



CAREER HIGHS

Minutes	48	03/19/14	Minnesota	at	Dallas
Field Goals	19	04/11/14	Minnesota	vs.	Houston
Field Goal Attempts	30	04/11/14	Minnesota	vs.	Houston
Three-Point Field Goals	6	12/26/12	Denver	vs.	L.A. Lakers
Three-Point Attempts	9	04/12/13	Denver	at	Dallas
Free Throws	11	04/11/14	Minnesota	vs.	Houston
Free Throw Attempts	15	04/11/14	Minnesota	vs.	Houston
Offensive Rebounds	6	04/12/08	Minnesota	at	Memphis
Defensive Rebounds	14	12/06/07	Minnesota	at	Atlanta
Rebounds	18	12/06/07	Minnesota	at	Atlanta
Assists	6	12/22/12	Denver	vs.	Charlotte (Six times)
Steals	6	04/11/14	Minnesota	vs.	Houston (Three times)
Turnovers	6	11/25/13	Minnesota	at	Indiana (Two times)
Blocked Shots	3	01/05/11	Minnesota	vs.	Charlotte (Three times)
Points	51	04/11/14	Minnesota	vs.	Houston

NBA REGULAR SEASON STATS

Year/Team	G	MIN	FIELD GOALS			3-POINT FG			FREE THROWS			REBOUNDS			AST	PF	STL	BLK	PTS	AVG
			FG	FGA	PCT	FG	FGA	PCT	FT	FTA	PCT	OFF	DEF	TOT						
07-08/MIN	79	1803	182	486	.374	7	36	.194	88	110	.800	82	210	292	111	188	76	25	459	5.8
08-09/MIN	15	307	37	90	.411	5	12	.417	14	19	.737	18	31	49	25	37	15	3	93	6.2
09-10/MIN	82	2482	409	949	.431	82	237	.346	166	256	.648	70	209	279	193	224	117	29	1066	13.0
10-11/MIN	56	1362	168	437	.384	26	99	.263	121	171	.708	45	107	152	77	134	89	14	483	8.6
10-11/DAL	13	148	25	51	.490	4	13	.308	15	21	.714	12	11	23	12	25	11	2	69	5.3
10-11/TOT	69	1510	193	488	.395	30	112	.268	136	192	.708	57	118	175	89	87	100	16	552	8.0
11-12/DEN	59	1287	201	463	.434	33	127	.260	90	130	.692	43	107	150	8	113	72	17	525	8.9
12-13/DEN	82	2003	375	883	.425	91	307	.296	149	216	.690	55	180	235	124	154	118	23	990	12.1
13-14/MIN	81	2609	388	807	.481	50	211	.280	163	227	.718	63	144	207	135	210	151	30	998	12.3
TOTALS	467	12001	1785	4166	.428	307	1042	.295	806	1150	.701	388	999	1387	765	1085	649	143	4683	10.0

NBA PLAYOFF STATS

Year/Team	G	MIN	FIELD GOALS			3-POINT FG			FREE THROWS			REBOUNDS			AST	PF	STL	BLK	PTS	AVG
			FG	FGA	PCT	FG	FGA	PCT	FT	FTA	PCT	OFF	DEF	TOT						
10-11/DAL	6	23	4	9	.444	1	3	.333	0	0	---	0	2	2	1	5	4	0	9	1.5
11-12/DEN	7	116	23	54	.426	6	20	.300	6	8	.750	6	8	14	6	11	7	2	58	8.3
12-13/DEN	6	146	21	68	.309	9	36	.250	14	21	.667	3	8	11	7	19	6	1	65	10.8
TOTALS	19	570	48	131	.366	16	59	.271	20	29	.690	9	18	27	14	35	17	3	132	6.9



CHASE BUDINGER | 10

FORWARD
HEIGHT 6-7
WEIGHT 209 lbs.
BIRTHDATE May 22, 1988
BIRTHPLACE San Diego, California
COLLEGE Arizona
HIGH SCHOOL La Costa Canyon (Carlsbad, California)
EXPERIENCE Five years
ACQUIRED Via trade from Houston on June 26, 2012
DRAFTED 2009, 2nd round (44th overall) by the Detroit Pistons

2013-14 SEASON

Endured another injury-shortened season, his second in Minnesota and fifth in the NBA... Saw action in 41 games, having been sidelined for the first 34 following arthroscopic surgery on his left knee (making his season debut Jan. 8 vs. Phoenix) and missing the final six due to a sprained right ankle... Averaged a career-low 6.7 ppg and 2.5 rpg while logging 18.3 mpg... His 39.4% accuracy from the floor is also the lowest of his career; he hit 35.0% from three-point range and 82.1% from the FT line... Made eight starts, tallying 10.5 ppg in 23.6 mpg while going 14-for-32 (43.8%) from long range in those eight... Scored 24 points Apr. 4 at Miami, his high since netting 27 for Houston vs. New Orleans on Apr. 26, 2012; he also collected season highs with four assists in 37:44... Grabbed a season-high seven rebounds Mar. 26 vs. Atlanta... Netted 10.0 ppg (46.3%) in 21.7 mpg over his final nine outings... Came off the bench in all 15 March appearances, after starting the final seven in February... Contributed 19 points Feb. 8 vs. Portland, one of 11 double-figure scoring nights.

CAREER NOTES

Acquired by the Wolves, along with the draft rights to Lior Eliyahu, from the Houston Rockets on June 26, 2012 in exchange for the No. 18 overall pick in the 2012 NBA Draft... Re-signed with the Wolves on July 12, 2013... Selected by the Detroit Pistons in the second round (44th overall) as an early entry candidate in the 2009 NBA Draft... Had his draft rights acquired by Houston from Detroit in exchange for a future second-round pick and cash considerations on June 25, 2009... Signed by the Rockets on Aug. 13, 2009... Owns career averages of 9.0 points and 3.3 rebounds in 274 career games with Houston and Minnesota... **2012-13 (Minnesota):** Saw his fourth NBA season (first in Minnesota) interrupted by injury... Appeared in just 23 games, suffering a lateral meniscus tear in his left knee Nov. 10 at Chicago; he underwent surgery on Nov. 13 and missed 59 games before returning Mar. 21 at Sacramento... Tallied 9.4 ppg, 3.1 rpg and 1.1 apg... Averaged 8.5 ppg (39.0%) and 2.9 rpg in 17 games after returning from the layoff... Made his lone start in the Nov. 10 game at Chicago, scoring nine points and notching season highs in assists (four), steals (a career-best three) and minutes (27:53)... Sank at least one three-pointer in 18 of his 23 appearances, with a season-high three in the Apr. 17 victory at San Antonio... Netted a team-high 17 points Apr. 9 at Golden State, the second time he led, and pulled in a season-high nine rebounds Mar. 27 vs. the Lakers... Scored a team- and season-high 18 points Nov. 9 vs. Indiana, including the game-winner with :00.8 left... Netted 14 of his 16 points in the 2nd half Nov. 5 at Brooklyn, including the 2000th point of his NBA career... **2011-12 (Houston):** In his third season with Houston, averaged 9.6 points and 3.7 rebounds in 58 games (nine starts)... Finished 20th in the NBA in 3-point field goal percentage (.402, 88-219 3FG)... Named one of four players to vie for the Sprite Slam Dunk championship on All-Star Saturday Night in Orlando (2/25/12)... Reached double-figure points 29 times, including four 20-point games... Added one double-double on the season... Led (or tied) the Rockets in scoring five times... Totaled 17 points on 7-of-10 shooting (3-4 3FG) vs. Atlanta (12/31/11)... Led Houston with 21 points (8-14 FG, 4-6 3FG) to go with eight rebounds (5 offensive) vs. Washington (1/27/12)... Topped the Rockets with 19 points (7-12 FG) in a 97-84 win vs. New York (1/28/12)... Posted 12 points (5-5 FT) and a season-high 10 rebounds vs. Phoenix (2/3/12)... Led Houston with 22 points (7-14 FG, 4-8 3FG) in a 103-96 victory at Portland (2/8/12)... Recorded 12 points (5-9 FG), seven rebounds, a season-high-tying four assists and two steals in a 96-89 win at Phoenix (2/9/12)... Also had a season-best four assists vs. Minnesota (1/30/12) and four at Miami (4/22/12)... Collected 15 points on 6-of-8 shooting (3-3 3FG) in a 112-106 win at New Jersey (3/10/12)... Totaled 10 points (2-2 3FG), nine rebounds and a career-high-tying three steals vs. Charlotte (3/14/12)... Started at the L.A. Clippers (3/17/12), recording 19 points (8-14 FG) and six boards in 42:14 of action... Reached double-figure scoring in a season-high six consecutive games (3/10/12-3/18/12)... Posted 15 points (6-11 FG) and a career-high-tying three thefts at Portland (4/9/12)... Netted 19 points (7-16 FG) at Denver (4/15/12), making a season-high five 3-pointers (5-10 3FG)... Recorded 22 points (8-17 FG, 4-11 3FG) at New Orleans (4/19/12)... Topped the Rockets with a season-best 27 points (10-18 FG) in a start vs. New Orleans (4/26/12), matching his season best in makes from beyond the arc (5-9 3FG)... Made at least one 3-pointer in 24 of his last 26 outings of the season, which included a run of 12 straight games (3/24/12-4/15/12)... **2010-2011 (Houston):** In his second campaign with the Rockets, averaged 9.8 points and 3.6 rebounds in 78 games (22 starts)... Averaged 13.9 points in a career-high 22 starts (Rockets record: 14-8)... DND for three games (11/14/10-11/17/10) due to a sprained left ankle... On the inactive list for one game (3/23/11) with a mild-to-moderate left ankle sprain... Netted five 20-point games, including the first two 30-point performances of his career... Grabbed a career-high-tying three thefts vs. Denver (10/30/10)... Led Houston with 22 points (8-10 FG) vs. Toronto



(12/31/10)... Recorded his first career 30-point game with an even 30 points (9-18 FG, 4-8 3FG, 8-9 FT) in a 124-119 win at Cleveland (2/23/11), notching 14 of his points (4-7 FG, 5-6 FT) in a decisive fourth quarter... Scored 27 points (8-11 FG, 8-9 FT) vs. New Jersey (2/26/11)... Topped the Rockets with 20 points (6-10 FG, 4-6 3FG) at Sacramento (3/7/11)... Recorded 19 points (6-13 FG) and a season-high five assists vs. Charlotte (3/16/11)... Reached double-figure scoring in a career-best eight consecutive outings (3/1/11-3/16/11)... Left in the second quarter with a left ankle sprain vs. Utah (3/20/11)... Made another season-best 4-of-6 from beyond the arc en route to 16 points (6-15 FG) at Miami (3/27/11)... Posted 15 points (6-7 FT) and a season-high nine rebounds at Philadelphia (3/30/11)... Netted 16 points (7-15 FG) vs. the L.A. Clippers (4/9/11) to go along with his season-high-tying nine boards... Notched a career-high 35 points (12-21 FG, 4-8 3FG, 7-7 FT) in leading the Rockets to a 121-102 win at Minnesota (4/13/11)... **2009-2010 (Houston):** In his rookie season, averaged 8.9 points and 3.0 rebounds in 74 games (four starts) with Houston... On the inactive list for four games, one (11/4/09) due to a left ankle sprain suffered at Utah (11/2/09) and three outings (12/23/09-12/27/09) with a right ankle sprain... Also DND for four games (12/22/09; 12/29/09-1/2/10) with the right ankle sprain... Netted a pair of 20-point performances and notched two double-doubles... Recorded double-figure scoring in a season-high six consecutive games (2/9/10-2/24/10)... Made the first regular season start of his career vs. Detroit (12/15/09), finishing with 16 points (6-11 FG), a career-high 12 rebounds and five assists... Returned at the L.A. Lakers (1/5/10) after missing seven games with a moderate-to-severe right ankle sprain, which he suffered in the second quarter vs. Oklahoma City (12/19/09)... Totaled 14 points (5-5 FG, 2-2 3FG, 2-2 FT) in the fourth quarter vs. Golden State (2/2/10)... Posted 10 points (2-5 3FG) and a career-high-tying 12 rebounds at Miami (2/9/10)... Finished with a career-high six assists vs. Orlando (2/24/10)... Also made starts at Utah (2/27/10) and vs. the L.A. Clippers (3/25/10)... Led Houston with a season-high 24 points (9-13 FG) vs. Washington (3/30/10)... Got a start at forward at Boston (4/2/10), matching his season-high 24 points (9-14 FG) behind a career-best 6-of-8 night from behind the arc in 45:16 of action... Registered a career-best three steals at the L.A. Lakers (11/15/09) and three vs. Utah (4/7/10).

INTERNATIONAL NOTES

Selected MVP of the 2006 Nike Junior World Championships held in Douai, France, leading Team USA to a 6-0 record with averages of 28 points and eight rebounds per game.

COLLEGE NOTES

Averaged 17.0 points (.469, 599-1276 FG; .383, 190-496 3FG) and 5.8 rebounds in three seasons at Arizona... Finished career ranked 11th on Arizona's scoring list with 1,697 career points, which stands as the highest all-time point total in three seasons or less by a UA player... Earned All-America Honorable Mention for a second straight year from The Associated Press and was a First-Team All-Pac-10 selection as a junior... One of just two Wildcats to start every game his sophomore season, earning Third-Team All-Pac-10 accolades... Selected as the 2007 Pac-10 Freshman of the Year, becoming just the fifth Wildcats player to earn that honor... Was one of just nine freshman in Arizona history to ever score more than 400 points in a season... Inducted into Arizona's Ring of Honor in 2011.

PERSONAL NOTES

Born on May 22, 1988, in San Diego, California... Son of Mara and Duncan Budinger... Majored in sociology at Arizona... Favorite all-time movie is Gladiator... Lists favorite all-time TV show as Entourage... Favorite athlete growing up was Michael Jordan... Co-hosted Bowl 'n Bash on Mar. 22, 2011, a free event for kids and mentors from Big Brothers Big Sisters... Held his Inaugural Basketball Camp for San Diego-area youth at La Costa Canyon High School in Aug. 2010 ... Scholar athlete at La Costa Canyon High School, ranking as one of the nation's top players in both basketball and volleyball... Averaged 34 points, 11 rebounds, 4.5 assists and 3.0 steals as a senior in leading La Costa Canyon to the CIF Regional Championship... A Parade magazine First-Team All-American, he also claimed co-MVP honors in the 2006 McDonald's High School All-America Game... Was the runner-up in the 2006 McDonald's All-American Slam Dunk contest... In 2005-06, was named San Diego County Male Athlete of the Year by the San Diego Union-Tribune for his exploits in both basketball and volleyball... Was a three-time San Diego County Volleyball Player of the Year and the 2006 Mizuno National High School Volleyball Player of the Year... Twitter handle: @CBudinger.



CAREER HIGHS

Minutes	45	04/02/10	Houston	at	Boston
Field Goals	12	04/13/11	Houston	at	Minnesota
Field Goal Attempts	21	04/13/11	Houston	at	Minnesota
Three-Point Field Goals	6	04/02/10	Houston	at	Boston
Three-Point Attempts	11	04/19/12	Houston	at	New Orleans
Free Throws	9	11/09/12	Minnesota	vs	Indiana
Free Throw Attempts	10	11/09/12	Minnesota	vs	Indiana
Offensive Rebounds	5	01/27/12	Houston	vs	Washington
Defensive Rebounds	12	12/15/09	Houston	vs	Detroit
Rebounds	12	02/09/10	Houston	at	Miami (Two times)
Assists	6	02/24/10	Houston	vs	Orlando
Steals	3	11/10/12	Minnesota	at	Chicago (Six times)
Turnovers	6	03/14/12	Houston	vs	Charlotte
Blocked Shots	2	04/09/11	Houston	vs	L.A. Clippers (Four times)
Points	35	04/13/11	Houston	at	Minnesota

NBA REGULAR SEASON STATS

Year/Team	G	MIN	FIELD GOALS			3-POINT FG			FREE THROWS			REBOUNDS			AST	PF	STL	BLK	PTS	AVG
			FG	FGA	PCT	FG	FGA	PCT	FT	FTA	PCT	OFF	DEF	TOT						
09-10/HOU	74	1488	249	565	.441	92	249	.369	67	87	.770	38	182	220	88	85	34	11	657	8.9
10-11/HOU	78	1738	279	656	.425	89	274	.325	118	138	.855	52	229	281	127	114	41	18	765	9.8
11-12/HOU	58	1298	208	471	.442	88	219	.402	54	70	.771	38	179	217	74	65	29	7	558	9.6
12-13/MIN	23	508	79	191	.414	26	81	.321	32	42	.762	15	56	71	25	29	14	7	216	9.4
13-14/MIN	41	751	100	254	.394	42	120	.350	32	39	.821	19	84	103	31	58	19	2	274	6.7
TOTALS	274	5783	915	2137	.428	337	943	.357	303	376	.806	162	730	892	345	351	137	45	2470	9.0



GORGUI DIENG | 5

CENTER
HEIGHT 6-11
WEIGHT 233 lbs.
BIRTHDATE January 18, 1990
BIRTHPLACE Kebemer, Senegal
COLLEGE Louisville
HIGH SCHOOL Huntington St. Joseph Prep (Huntington, West Virginia)
EXPERIENCE One year
ACQUIRED Via trade from Utah on June 27, 2013
DRAFTED 2013, 1st round (21st overall) by the Utah Jazz

2013-14 SEASON

Closed his rookie NBA campaign on the upswing, highlighted by being named Western Conference Rookie of the Month for March... Saw action in 60 games overall, including 33 of the final 35; he averaged 4.8 ppg and 5.0 rpg (in 13.6 mpg) while shooting 49.8% from the floor and 63.4% from the FT line... Started 15 of the final 18 contests, averaging 12.0 ppg and 11.3 rpg in 30.2 mpg and hitting 52.8% (84-for-159) from the floor in those 18 while collecting nine double-doubles... Hit the game-winning shot with :04.6 left Apr. 11 vs. Houston, capping a 12-point, 20-rebound performance... Became the fifth player in Wolves history to record a 20-point/20-rebound game Mar. 20 at Houston (22 pts/21 reb), joining Kevin Garnett, Tom Gugliotta, Al Jefferson and Kevin Love... He's also just the fourth NBA rookie in the past 20 years to accomplish that feat (Joe Smith, Tim Duncan, DeJuan Blair)... Also dealt a season-high four assists in the Mar. 20 game at Houston... Made his first start Mar. 16 vs. Sacramento; the five blocks tied a team season best.

CAREER NOTES

Acquired by the Timberwolves on draft night (June 27, 2013) along with the draft rights to Shabazz Muhammad (14th overall) from the Utah Jazz in exchange for the draft rights to Trey Burke (9th overall)... Selected by the Utah Jazz with the 21st overall selection in the 2013 NBA Draft.

INTERNATIONAL NOTES

Helped Senegal reach the knockout stage of the 2014 FIBA World Cup where they were eliminated by host nation Spain... Averaged a team-high 16 points and 10.7 rebounds per game... Recorded three double-doubles in five group stage games, including a 27-point outburst against Croatia... Totaled 16 points, 11 rebounds and five steals and hit a game-winning three-pointer at the buzzer in leading Senegal to a 66-65 victory over Team USA Midwest in the 2009 Nike Global Challenge in Oregon on Aug. 8, 2009.

COLLEGE NOTES

2012-13: BIG EAST Defensive Player of the Year and an All-BIG EAST first team selection... Averaged 8.7 points, 7.3 rebounds and 2.5 blocked shots in six NCAA Tournament games... Narrowly missed a triple-double in the BIG EAST Championship title game vs. Syracuse with nine points, nine rebounds and a career-high eight assists... Scored a career-high 23 points against Seton Hall (10-of-11 FG), adding eight rebounds and three blocked shots (2/23/13)... In league games only, he led in the BIG EAST Conference in rebounding (10.8 rpg) and was second in blocked shots (2.8 bpg)... In overall statistics, he ranked second in the BIG EAST Conference and 29th nationally in rebounding (9.4 rpg), and third in the league and 24th nationally in blocked shots (2.5)... **2011-12:** Led the BIG EAST and was eighth nationally in blocked shots (3.2 per game), was third in the league in rebounding (9.1; 45th in the nation) and seventh in field goal percentage (.525)... His 128 blocked shots as a sophomore were a new UofL single season record... He swatted six shots three times (vs. Memphis, Kentucky, Seton Hall) and seven on three occasions (vs. St. John's, Rutgers, Michigan St.)... Had 11 double-doubles as a sophomore, the latest being 11 points, 13 rebounds and four steals at Cincinnati... His 11 double-doubles were third in the BIG EAST... Named to the BIG EAST All-Tournament team after averaging 8.8 points, 9.0 rebounds and 3.3 blocked shots while shooting 68.2 percent from the field in the four games... **2010-11:** Ranked third in the BIG EAST and 53rd nationally in blocks (1.9)... Blocked a shot in 24 of his 29 games as a freshman, with multiple swats in 13 games... Blocked at least four shots in five games, including rejecting five against Seton Hall and at USF in his first two BIG EAST games... Produced his first career double-double with 13 points and a career-high 12 rebounds against Connecticut (2/18/11).

PERSONAL NOTES

Born on Jan. 18, 1990, in Kebemer, Senegal... Son of Momar Dieng and Seynabou Diagne... One of eight children in his family... Majored in communication at Louisville... Speaks five languages (Spanish, French, Italian, English and his native Wolof)... Honored at The White House on June 23, 2013 as President Obama welcomed the 2013 NCAA Champion Louisville Cardinals for a celebration... Averaged 15.4 points, 12.6 rebounds and 7.2 blocked shots as a senior at Huntington St. Joseph Prep in Huntington, West Virginia... Enjoys playing video games in his spare time... Twitter handle: @GorguiDieng.

CAREER HIGHS

Minutes	41	03/26/14	Minnesota	vs.	Atlanta
Field Goals	9	04/13/14	Minnesota	at	Sacramento
Field Goal Attempts	16	03/20/14	Minnesota	at	Houston
Three-Point Field Goals	1	04/13/14	Minnesota	at	Sacramento
Three-Point Attempts	1	04/13/14	Minnesota	at	Sacramento
Free Throws	10	03/20/14	Minnesota	at	Houston
Free Throw Attempts	11	03/20/14	Minnesota	at	Houston
Offensive Rebounds	10	04/11/14	Minnesota	vs.	Houston
Defensive Rebounds	13	03/20/14	Minnesota	at	Houston
Rebounds	21	03/20/14	Minnesota	at	Houston
Assists	4	04/13/14	Minnesota	at	Sacramento (Two times)
Steals	3	03/31/14	Minnesota	vs.	L.A. Clippers
Turnovers	5	04/02/14	Minnesota	vs.	Memphis
Blocked Shots	5	03/16/14	Minnesota	vs.	Sacramento
Points	22	03/20/14	Minnesota	at	Houston

NBA REGULAR SEASON STATS

Year/Team	G	MIN	FIELD GOALS			3-POINT FG			FREE THROWS			REBOUNDS			AST	PF	STL	BLK	PTS	AVG
			FG	FGA	PCT	FG	FGA	PCT	FT	FTA	PCT	OFF	DEF	TOT						
13-14/MIN	60	818	113	227	.498	1	1	1.000	59	93	.634	103	197	300	39	108	30	50	286	4.8
TOTALS	60	818	113	227	.498	1	1	1.000	59	93	.634	103	197	300	39	108	30	50	286	4.8



ROBBIE HUMMEL | 4

FORWARD

HEIGHT 6-9

WEIGHT 219 lbs.

BIRTHDATE March 8, 1989

BIRTHPLACE Valparaiso, Ind.

COLLEGE Purdue

HIGH SCHOOL Valparaiso High School

EXPERIENCE One year

ACQUIRED 2012 NBA Draft

DRAFTED 2012, 2nd round (58th overall) by the Minnesota Timberwolves

2013-14 SEASON

One of three rookies on the Wolves' roster this season, he appeared in 53 games (five starts), including 19 of the final 20... Contributed 3.4 ppg and 2.5 rpg in 12.4 mpg while shooting 37.9% from the field, 36.0% from beyond the arc and 93.8% from the FT line... Closed the season by connecting on 17 of his final 32 three-point attempts (53.1%) over a 16-game stretch... Netted a season-high 12 points Apr. 5 at Orlando, his fourth double-digit scoring night... Claimed a season-high eight rebounds Feb. 23 at Portland; he averaged 9.7 reb/48 on the year... Member of the Wolves' entry at the 2013 Las Vegas Summer League, where he tallied 8.6 ppg (47.1%) and 5.8 rpg.

CAREER NOTES

Re-signed by Minnesota on July 22, 2014... Signed by Minnesota on Sept. 26, 2013... Selected by Minnesota in the 2nd round (58th overall) of the 2012 NBA Draft.

PROFESSIONAL NOTES

2012-13: Wrapped up his first pro season by appearing in 30 games for Spanish club Blusens Monbús Obradoiro in the Liga Endesa (ACB)... Averaged 10.1 ppg and 3.8 rpg in 20.3 mpg, shooting 47.0% from the field, 41.2% (28-for-68) from three-point range and 89.1% from the FT line... Reached double figures on 19 occasions, scoring a game- and season-high 19 points (in 24:33) in the Apr. 14 victory at Real Madrid... Added 18 points Jan. 13 at Joventut, and snared nine rebounds Dec. 1 at Estudiantes... Debuted on Nov. 10 vs. Murcia, having been sidelined for two months after undergoing arthroscopic surgery on his right knee.

INTERNATIONAL NOTES

2009: Averaged 7.3 points and 5.6 rebounds in seven games (three starts) to help lead Team USA to the bronze medal at the 2009 World University Games in Belgrade, Serbia.

COLLEGE NOTES

Purdue's first-ever winner of the Lowe's Senior CLASS Award... An honorable mention AP All-American... Finished his career ranked ninth in program history in points (1,772), fourth in rebounds (862), three-point field goals (216) and games started (120), sixth in free throw percentage (.841) and minutes played (3,830), seventh in blocks (112) and assist-to-turnover ratio (1.94), 11th in steals (132), 12th in free throws made (390), 14th in double-doubles (20) and 24th in assists (268)... **2011-12:** Made 72 three-pointers to rank ninth on Purdue's single-season chart... Ranked fourth in the Big Ten in scoring (16.4) and rebounds (7.2), fifth in free throw percentage (.825) and blocks per game (1.2) and sixth in three-pointers per game (2.1) in overall games... Ranked fourth in the conference in rebounds (7.8), fifth in free throw percentage (.843), sixth in blocks per game (1.2), seventh in scoring (16.3) and 12th in three-pointers per game (1.7) in Big Ten games only... **2010-11:** Named to the John R. Wooden Award Preseason Top 50... Missed the season after suffering a torn anterior cruciate ligament in preseason practice... **2009-10:** Second-team State Farm Coaches All-American... Honorable mention AP All-American... UBWA All-District V... NABC All-District 7... First-team All-Big Ten... Academic All-Big Ten... John R. Wooden Award and Oscar Robertson Trophy finalist... Paradise Jam All-Tournament Team... Started all 27 games before suffering a season-ending knee injury on Feb. 24... Averaged 15.7 points, 6.9 rebounds, 2.1 assists, 1.1 steals and 1.0 blocks per game... Also ranked fourth in the league in defensive rebounds (5.3), sixth in both in rebounds (6.9) and blocked shots (1.0), seventh in scoring (15.7) and 12th in three-point field goals per game (1.6) in all games... **2008-09:** Received third-team All-Big Ten honors from the conference media and head coaches... Named MVP of the Big Ten Tournament... USBWA All-District V honoree... Academic All-Big Ten... Led the Boilermakers in scoring 10 times and rebounding on 13 occasions in 32 games... Averaged 12.5 points, a team-best 7.0 rebounds and 1.9 assists per game... **2007-08:** Named first-team All-Big Ten by the league's media and head coaches, becoming the first Purdue freshman to ever garner first-team honors... Selected to the Big Ten All-Freshman Team... One of 24 finalists for the John R. Wooden Award... One of 10 finalists for the Oscar Robertson National Player of the Year Award... Led the conference in three-point field goal percentage (44.7) and ranked 11th in scoring (11.4).

PERSONAL NOTES

Full name is Robert John Hummel... Born on March 8, 1989 in Valparaiso, Ind... Son of Glenn and Linda Hummel... Has one brother, Dan... Contemplated a career as a hip hop artist this past summer, but ultimately decided to concentrate on basketball... Twitter handle: @RobbieHummel.



CAREER HIGHS

Minutes	41	03/26/14	Minnesota	vs.	Atlanta
Field Goals	9	04/13/14	Minnesota	at	Sacramento
Field Goal Attempts	16	03/20/14	Minnesota	at	Houston
Three-Point Field Goals	1	04/13/14	Minnesota	at	Sacramento
Three-Point Attempts	1	04/13/14	Minnesota	at	Sacramento
Free Throws	10	03/20/14	Minnesota	at	Houston
Free Throw Attempts	11	03/20/14	Minnesota	at	Houston
Offensive Rebounds	10	04/11/14	Minnesota	vs.	Houston
Defensive Rebounds	13	03/20/14	Minnesota	at	Houston
Rebounds	21	03/20/14	Minnesota	at	Houston
Assists	4	04/13/14	Minnesota	at	Sacramento (Two times)
Steals	3	03/31/14	Minnesota	vs.	L.A. Clippers
Turnovers	5	04/02/14	Minnesota	vs.	Memphis
Blocked Shots	5	03/16/14	Minnesota	vs.	Sacramento
Points	22	03/20/14	Minnesota	at	Houston

NBA REGULAR SEASON STATS

Year/Team	G	MIN	FIELD GOALS			3-POINT FG			FREE THROWS			REBOUNDS			AST	PF	STL	BLK	PTS	AVG
			FG	FGA	PCT	FG	FGA	PCT	FT	FTA	PCT	OFF	DEF	TOT						
13-14/MIN	53	655	67	177	.379	32	89	.360	15	16	.938	35	97	132	23	57	16	2	181	3.4
TOTALS	53	655	67	177	.379	32	89	.360	15	16	.938	35	97	132	23	57	16	2	181	3.4



2014 SUMMER LEAGUE

Started all six of the Wolves' games, averaging 15.7 points, 4.3 rebounds and a team-high 2.8 assists... Shot 84.4% (27-for-32) from the free-throw line... Scored 20 points in the Wolves' 86-77 win over Phoenix and tallied 22 points and four assists in a 97-78 win vs. New Orleans.

CAREER NOTES

Selected by Minnesota in the 1st round (13th overall) of the 2014 NBA Draft.

COLLEGE NOTES

Spent one season at UCLA before entering the NBA draft, playing in all 37 games and making one start (versus Oregon, Feb. 27)... Averaged 9.4 points, 2.5 rebounds and 1.8 assists per game... Captured Pac-12 All-Freshman Team honors... Shot 44.1 percent from the field, including 37.5 percent from three-point range... Finished his freshman campaign with 48 three-pointers, the second-highest number of three-point field goals by a freshman in UCLA history (trailing Jason Kapono's school-freshman-record 82 three-pointers in 1999-00)... Scored in double figures in 17 games, including nine of his first 10 games... Was named to the 2013 Continental Tire Las Vegas Invitational All-Tournament Team after having averaged 19.5 points in two games at Orleans Arena... Scored a season-high 21 points against Nevada (Nov. 28)... Grabbed a season-high eight rebounds against Oregon (Feb. 27).

HIGH SCHOOL NOTES

Three-year varsity basketball letterwinner at Bothell High School (Bothell, Wash.)... Named the 2013 Associated Press Washington state player of the year as a senior... Averaged 28.5 points, 3.4 rebounds and 2.5 assists per game as a senior... Earned Class 4A all-state honors, in addition to being named the state of Washington's "Mr. Basketball" by the Washington Interscholastic Basketball Coaches Association in March 2013... Helped guide Bothell to a 21-5 overall record and 13-1 league mark in 2012-13... As a junior (2011-12), led Bothell to the Class 4A state playoffs and averaged just over 23.0 points per game... As a sophomore (2010-11), registered 25.9 points per game... Was ranked No. 27 overall nationally in his high school class by Scout.com in the fall of 2012... Also was ranked No. 51 overall by ESPN.com... Was listed as the No. 1 shooting guard on the West Coast by Scout.com and the No. 6 point guard nationally by Scout.com... Listed as the No. 1 high school senior in the state of Washington by ESPN.com and the No. 6 player on the West Coast by ESPN.com.

PERSONAL NOTES

Full name is Zachary LaVine... Born March 10, 1995 in Renton, Wash... Zach is the son of Cheryl Johnson-LaVine and Paul LaVine... Has three sisters: Chandi Leishman, Linda Carter and Camryn LaVine.



ZACH LAVINE | 8

GUARD

HEIGHT 6-5

WEIGHT 183 lbs.

BIRTHDATE March 10, 1995

BIRTHPLACE Renton, Wash.

COLLEGE UCLA

HIGH SCHOOL Bothell High School (Bothell, Wash.)

EXPERIENCE Rookie

ACQUIRED 2014 NBA Draft

DRAFTED 2014, 1st Round (13th overall) by Minnesota



KEVIN MARTIN | 23

GUARD

HEIGHT 6-7

WEIGHT 204 lbs.

BIRTHDATE February 1, 1983

BIRTHPLACE Zanesville, Ohio

COLLEGE Western Carolina

HIGH SCHOOL Zanesville High School (Zanesville, Ohio)

EXPERIENCE 10 years

ACQUIRED Via three-team sign-and-trade deal with Oklahoma City & Milwaukee; July 11, 2013

DRAFTED 2008, 1st round (5th overall) by the Memphis Grizzlies

2013-14 SEASON
Wrapped up his first season with the Wolves (10th in the NBA) by starting 68 games... Sidelined for seven games (Feb. 8-25) due to a fractured left thumb and sat out five (Apr. 4-11) with a sore right foot... Ranked 22nd in the NBA in scoring (19.1 ppg) and 4th in FT accuracy (89.1%); the latter is the second-best percentage of his career and the fifth-highest single-season mark in franchise history... Also averaged 3.0 rpg and 1.8 apg in 32.0 mpg while shooting 43.0% from the field and 38.7% from three-point range (35th in the NBA)... Shot 44.2% from (72-for-163) beyond the arc in 35 road games, compared with 32.1% (43-for-134) in 33 at Target Center... Made 92 of his final 99 FT attempts (92.9%), dating to a 1st-quarter miss Mar. 3 at Denver... Poured in a season-high 36 points in the Apr. 16 finale vs. Utah, his seventh 30+ effort this year (76th career) and the 21st time he was Minnesota's top scorer... Sank the 1000th three-pointer of his career Mar. 16 vs. Sacramento, and pulled down his 2000th career rebound Mar. 14 at Charlotte... Netted 32 points Feb. 4 vs. the L.A. Lakers; the four assists and 26 FGA were season highs... Hit the game-winning jumper with :08.4 left Jan. 24 at Golden State... Claimed a season-high 10 rebounds Nov. 20 vs. the L.A. Clippers, part of his ninth career double-double (first since Nov. 4, 2009 vs. Atlanta)... Scored his 10,000th career point Nov. 11 at the Clippers; the Feb. 7 game at New Orleans was the 600th of his career.

CAREER NOTES
Traded to the Timberwolves as part of a three-team, sign-and-trade deal that sent Martin and cash considerations to Minnesota, Luke Ridnour, a 2014 second-round pick (from Minnesota) and cash considerations (from Oklahoma City) to Milwaukee and the draft rights to Szymon Szewczyk (from Milwaukee) to Oklahoma City... Drafted by the Sacramento Kings with the 26th overall pick in the 2004 NBA Draft... Signed to a multiyear contract extension by Sacramento on Aug. 28, 2007... Traded to the Houston Rockets on Feb. 18, 2010 as part of a three-team trade involving Houston, New York and Sacramento... Acquired by Oklahoma City from Houston on Oct. 27, 2012 along with Jeremy Lamb, two first-round picks and a second-round pick in exchange for James Harden, Cole Aldrich, Daequan Cook and Lazar Hayward... Owns career averages of 17.9 points, 3.3 rebounds and 1.9 assists in 620 career games over parts of ten seasons with Sacramento, Houston, Oklahoma City and Minnesota... **2012-13 (Oklahoma City):** In his first season in Oklahoma City, appeared in 77 games and averaged 14.0 points (ranked 5th in the NBA among reserves), 2.3 rebounds and 1.4 assists in 27.7 minutes... Ranked 4th in the NBA in free throw shooting accuracy (89.0%; 216-243 FT)... Scored 20-plus points on 10 occasions (including three straight games from Nov. 16-21)... OKC went 9-1 when Martin scored 20-plus points... Ranked 10th in the NBA in 3-point shooting accuracy (42.6%; 158-371 3FG)... Recorded a 3-point field goal in all but 10 games... Posted a game-high 28 points (19 points in the second qtr) on 8-of-11 shooting on vs. Atlanta (Nov. 4), including six three point makes (one shy of the OKC era record)... Recorded six made 3-point FGs after posting a game-high-tying 27 points during win at New Orleans (Nov. 16)... **2011-12 (Houston):** Averaged a team-high 17.1 points, 2.7 rebounds and 2.8 assists in 40 games (40 starts)... Ranked tied for fourth in the NBA in free throw percentage (career-best .894, 160- 179 FT). Registered a team-best 16 20-plus point outings, including four 30-point games... Led (or tied) the Rockets in scoring 16 times... Registered five 20-point halves, including a season-best 27 first-half points (10-14 FG, 5-8 3FG, 2-2 FT) vs. New Orleans (1/19/12)... Recorded a season-best six consecutive 20-plus point games (1/19/12- 2/1/12), averaging 29.2 points (.496, 63-127 FG) and going 26-of-57 (.456) from 3-point range over that time frame... Placed on the inactive list for two games (1/27/12-1/28/12) due to inflammation in his right heel... DND for 17 games (and NWT one game (3/27/12) due to a strained right shoulder... **2010-11 (Houston):** In his second season with the Rockets, averaged a team-high 23.5 points, 3.2 rebounds, 2.5 assists and 1.00 steals in 80 games (80 starts)... Became the first player in Rockets history to reach 1,800 points (career- high 1,876), make 500 or more free throws (career- high 594) and hit at least 100 3-pointers (career-high 176) in a single season... One of three Rockets players (all-time) to finish in the NBA top-10 of at least four major statistical categories, ranking tied for first in the NBA in free throws made (career-high 594), third in 3-point field goals made (career-high 176), eighth in free throw percentage (.888) and ninth in points per game (23.5)... Reached the 40-point mark twice and finished with a single-season, career-high 20 30-plus point outings... Totaled a single-season, career-best 57 20-point performances... **2009-10 (Sacramento, Houston):** Averaged a combined 20.6 points, 3.6 rebounds, 2.4 assists and 1.00 steals in 46 games (43 starts) with Sacramento and Houston... Underwent surgery to repair a non-displaced hairline fracture of the navicular bone in his left wrist (11/9/09) and missed 32 games due to that injury, which he suffered vs. Memphis (11/2/09)... Acquired by Houston from Sacramento in a three-team trade on Feb. 18... Averaged 21.3 points (.924,171-185 FT), 2.9 rebounds,



2.3 assists and 0.96 steals in 24 games (22 starts) with the Rockets... Overall, recorded 25 20-point performances and seven games of 30 or more points... Ranked 10th in the league in free throw percentage (.876, 298-340 FT)... **2008-09 (Sacramento):** Led Sacramento with a career-high 24.6 points per game (.420, 341-811 FG) in 51 games (46 starts)... Missed a total of 30 contests with an injured left ankle (11/11/08-11/29/08; 12/9/09-12/28/08)... Ranked ninth in the NBA in free throws made (457) and attempted (527)... Posted 20 or more points 37 times, recorded 30-plus points on 16 occasions, reached the 40-point plateau twice and notched one 50-point game... Registered a career-high 13 consecutive games with at least 20 points (12/30/08-1/24/09)... Netted a career-high 50 points (11-22 FG, 5-11 3FG, 23-26 FT) at Golden State (4/1/09)... **2007-08 (Sacramento):** Averaged a team-leading 23.7 points, 4.5 boards, 2.1 assists and 1.02 steals 61 games (57 starts) with the Kings... Missed 17 games after suffering a strained groin vs. Utah (12/7/07)... Finished sixth in the NBA in scoring, joining Corey Maggette and Dwight Howard as the only players to average at least 20.0 points per game while attempting 15 or fewer shots per contest... Led the league in average free throws made per game (8.2)... Set a Sacramento-era, single-season record with 502 free throws made... **2006-07 (Sacramento):** Finished second in voting for the 2006-07 NBA Most Improved Player after averaging a team-high 20.2 points, 4.3 rebounds, 2.2 assists and a career-high 1.23 steals in 80 games (80 starts) with Sacramento... Made 39 consecutive free throws (11/3/06-11/15/06)... **2005-06 (Sacramento):** Averaged 10.8 points (.847, 188-222 FT), 3.6 rebounds and 0.76 steals in 72 games (41 starts) with the Kings... Posted averages of 13.7 points, 4.7 boards, 1.8 assists and 33.7 minutes in 41 games as a starter... Made 37 consecutive free throws (2/3/06-2/15/06)... **2004-05 (Sacramento):** Averaged 2.9 points, 1.3 rebounds and 0.5 assists in 45 games off the bench as a rookie with Sacramento.

PLAYOFF NOTES

Has registered averages of 13.7 points and 3.8 rebounds in 17 career playoff contests with Sacramento and Oklahoma City... **2012-13 (Oklahoma City):** Appeared in 11 playoff games for Oklahoma City, including one start, averaging 14.0 points and 3.1 rebounds in 29.4 minutes per contest... Scored 25 points in the series-clinching Game 6 at Houston and 25 points in the series opener vs. Memphis... **2005-06 (Sacramento):** Appeared in six postseason games (one start) with Sacramento, averaging 13.2 points (29-29 FT) and 5.0 rebounds... Ranked first in the NBA in playoff free throw percentage (1.000, 29-29 FT)... Recorded a playoff-career-high 26 points (7-15 FG, 2-4 3FG, 10-10 FT) and a postseason-career-best eight rebounds in 45 minutes played in Game Two of the First Round at San Antonio (4/25/06)... Made the game-winning layup as time expired in Game Four vs. San Antonio (4/28/06).

COLLEGE NOTES

Averaged 23.3 points, 4.5 rebounds, 1.7 assists and 1.70 steals in 79 games (77 starts) over three seasons at Western Carolina... Became the first Western Carolina athlete selected in the first round of any professional draft... Ranked fourth all-time on the Catamount's scoring list with 1,838 points and stood as the school's all-time leading scorer since the program moved to Division I in 1976-77... Ranked fourth all-time in 3-point field goals made (174), second in career free throw percentage (.841, 534-635 FT) and third in free throws made (534)... Earned First-Team All-Southern Conference honors in three consecutive seasons (2001-02 to 2003-04).

PERSONAL NOTES

Born on Feb. 1, 1983, in Zanesville, Ohio... Son of Kevin Sr. and Marilyn Martin... Has a brother named Jonathan... Nickname is "K-Mart"... Majored in sports management at Western Carolina... In June, 2010, volunteered to donate money to pay for the funeral of Kasey King-Thomas, a six-year-old boy who died in a school bus accident near Martin's hometown... Favorite player growing up was Michael Jordan... Finished fourth in the Ohio "Mr. Basketball" balloting after his senior season at Zanesville High School in 2000-01.

CAREER HIGHS

Minutes	56	01/14/09	Sacramento	at	Golden State
Field Goals	14	11/02/09	Sacramento	vs	Memphis (Twice)
Field Goal Attempts	29	10/30/09	Sacramento	at	New Orleans
Three-Point Field Goals	7	01/03/09	Sacramento	at	Indiana (Twice)
Three-Point Attempts	12	01/25/12	Houston	vs	Milwaukee (Three times)
Free Throws	23	04/01/09	Sacramento	at	Golden State
Free Throw Attempts	26	04/01/09	Sacramento	at	Golden State
Offensive Rebounds	4	01/02/05	Sacramento	vs	San Antonio (Three times)
Defensive Rebounds	9	02/18/09	Sacramento	vs	Atlanta (Six times)
Rebounds	12	03/08/07	Sacramento	vs	San Antonio
Assists	8	03/04/12	Houston	vs	LA Clippers (Three times)
Steals	5	11/06/07	Sacramento	vs	Seattle
Turnovers	7	04/11/11	Houston	vs	Dallas (Three times)
Blocked Shots	3	02/25/09	Sacramento	vs	Charlotte
Points	56	01/14/09	Sacramento	at	Golden State

NBA REGULAR SEASON STATS

Year/Team	G	MIN	FIELD GOALS			3-POINT FG			FREE THROWS			REBOUNDS			AST	PF	STL	BLK	PTS	AVG
			FG	FGA	PCT	FG	FGA	PCT	FT	FTA	PCT	OFF	DEF	TOT						
04-05/SAC	45	455	45	117	.385	5	25	.200	36	55	.655	29	29	58	22	35	16	3	131	2.9
05-06/SAC	72	1913	262	546	.480	66	179	.369	188	222	.847	58	203	261	97	138	55	9	778	10.8
06-07/SAC	80	2818	505	1067	.473	127	333	.381	481	570	.844	69	273	342	173	181	98	11	1618	20.2
07-08/SAC	61	2216	417	914	.456	107	266	.402	502	678	.869	48	225	273	129	150	62	5	1443	23.7
08-09/SAC	51	1947	341	811	.420	115	277	.415	457	527	.867	29	154	183	138	116	61	8	1254	24.6
09-10/SAC	22	774	135	339	.398	39	110	.355	127	155	.819	20	74	34	57	51	23	4	436	19.8
09-10/HOU	24	859	154	354	.435	31	100	.310	171	185	.924	9	61	70	54	45	23	2	510	21.3
10-11/HOU	80	2603	553	1267	.436	176	459	.383	594	669	.888	28	230	258	198	155	80	15	1876	23.4
11-12/HOU	40	1264	222	537	.413	78	225	.347	160	179	.894	13	93	106	110	70	28	3	682	17.1
12-13/OKC	77	2136	350	778	.450	158	371	.426	219	246	.890	31	147	178	106	138	72	8	1079	14.0
13-14/MIN	68	2177	440	1023	.430	115	297	.387	303	340	.891	34	169	203	121	123	66	6	1298	19.1
TOTALS	620	19162	3424	7753	.442	1017	2642	.385	3238	3726	.869	368	1658	2026	1205	1202	584	74	11103	17.9

NBA PLAYOFF STATS

Year/Team	G	MIN	FIELD GOALS			3-POINT FG			FREE THROWS			REBOUNDS			AST	PF	STL	BLK	PTS	AVG
			FG	FGA	PCT	FG	FGA	PCT	FT	FTA	PCT	OFF	DEF	TOT						
05-06/SAC	6	197	22	54	.407	6	19	.315	29	29	1.000	10	20	30	3	11	3	2	79	13.2
12-13/OKC	11	323	49	129	.380	17	46	.370	39	43	.907	2	32	34	14	18	7	3	154	14.0
TOTALS	17	1040	71	183	.388	23	65	.354	68	72	.944	12	52	64	17	29	10	5	233	13.7



SHABAZZ MUHAMMAD | 15

GUARD/FORWARD
HEIGHT 6-6
WEIGHT 227 lbs.
BIRTHDATE November 13, 1992
BIRTHPLACE Long Beach, California
COLLEGE UCLA
HIGH SCHOOL Bishop Gorman High School (Las Vegas, Nevada)
EXPERIENCE One year
ACQUIRED Via trade from Utah on June 27, 2013
DRAFTED 2013, 1st round (14th overall) by the Utah Jazz

2014 SUMMER LEAGUE

Appeared in 5 games (all starts) for the Wolves entry in 2014 NBA Summer League in Las Vegas... Averaged a team-high 16.2 points and 5.8 rebounds per game... Converted on 4-of-9 from three-point range (.444)... Scored 27 points and grabbed 11 rebounds vs. Dallas on July 12 and scored 24 points on 7-of-13 shooting vs. Sacramento on July 17.

2013-14 SEASON

Finished his rookie NBA season by appearing in 37 games for the Wolves, all off the bench... Sidelined for five games (Nov. 15-22) with a sprained right ankle and missed the final seven (Apr. 5-16) after suffering a sprained medial collateral ligament in his right knee Apr. 4 at Miami... Averaged 3.9 ppg and 1.4 rpg in 7.8 mpg, hitting 46.0% from the field, 27.3% from three-point range and 65.0% from the FT line... Shot 50.5% (51-for-101) after Feb. 1, averaging 25.5 pts/48 in that stretch (127 points/239 minutes)... Tallied a season-high 20 points Feb. 25 at Phoenix, one of four double-digit nights; the two steals and 24:20 were season bests, also... Pulled in a season-high seven rebounds Feb. 23 at Portland, and had 12 points Feb. 8 vs. Portland... Recalled from Iowa (D-League) on Jan. 13; he netted 24.5 ppg (57.1%) and 9.8 rpg in four games for the Energy... Played for the Wolves' entry at the 2013 Las Vegas Summer League, averaging 8.5 ppg.

CAREER NOTES

Acquired by the Timberwolves on draft night (June 27, 2013) along with the draft rights to Gorgui Dieng (21st overall) from the Utah Jazz in exchange for the draft rights to Trey Burke (9th overall)... Selected by the Utah Jazz with the 14th overall selection in the 2013 NBA Draft.

COLLEGE NOTES

In his lone season at UCLA, helped the Bruins to a 25-10 record, the Pac-12 regular-season title, a runner-up finished in the Pac-12 Tournament and an NCAA Tournament berth... Led UCLA with 17.9 points per game and averaged 5.2 rebounds per game... Ranked fourth in the Pac-12 in scoring (17.9 ppg)... Earned first-team All-Pac-12 honors and was named Pac-12 Co-Freshman of the Year, along with Arizona State's Jahii Carson... Earned second-team All-America honors from The Sporting News... Was a USBWA Freshman All-America selection (U.S. Basketball Writers' Association)... One of 21 players named to the 2013 Lute Olson All-America Team (only Pac-12 player selected to the team), as announced by CollegeInsider.com... Was one of eight finalists for the Integris Wayman Tisdale Award (presented to the nation's top freshman by the USBWA)... Scored at least 20 points in 14 games, helping lead UCLA to a 12-2 record in those contests... Scored in double figures in 31 of 32 games - scored in double figures in his first 12 games (had six points at Utah on Jan. 10, snapping the streak)... Ranks second on UCLA's all-time freshman scoring list (17.9 ppg), trailing Don MacLean's average of 18.6 ppg in 1988-89... Ranks ninth on the Pac-12 all-time freshman scoring list (17.9 ppg).

PERSONAL NOTES

Born on Nov. 13, 1992, in Long Beach, California... Parents are Ronald and Faye Muhammad... Has one older sister, Asia, and one younger brother, Rashad... Father, Ronald, played college basketball for the University of Southern California from 1981-85... Sister, Asia, is a professional tennis player... Averaged 29.4 points and 10.1 rebounds as a high school senior at Bishop Gorman High School in Las Vegas... Named the 2012 Naismith Boy's High School Player of the Year... Entered his collegiate career as the No. 1 ranked player in the nation by rivals.com and No. 2 by espn.com and scout.com... Helped Bishop Gorman capture three Nevada 4A state titles... Twitter handle: @ShabazzMuhammad.




CAREER HIGHS

Minutes	24	02/25/14	Minnesota	at	Phoenix
Field Goals	8	02/25/14	Minnesota	at	Phoenix
Field Goal Attempts	13	02/25/14	Minnesota	at	Phoenix
Three-Point Field Goals	1	03/28/14	Minnesota	vs	L.A. Lakers (Three times)
Three-Point Attempts	2	02/08/14	Minnesota	vs	Portland (Three times)
Free Throws	5	03/03/14	Minnesota	at	Denver
Free Throw Attempts	6	03/03/14	Minnesota	at	Denver (Two times)
Offensive Rebounds	5	03/23/14	Minnesota	vs	Phoenix (Two times)
Defensive Rebounds	4	02/22/14	Minnesota	at	Utah
Rebounds	7	02/23/14	Minnesota	at	Portland
Assists	1	03/31/14	Minnesota	vs	L.A. Clippers (Six times)
Steals	2	02/25/14	Minnesota	at	Phoenix
Turnovers	4	03/05/14	Minnesota	vs	New York
Blocked Shots	1	03/01/14	Minnesota	at	Sacramento
Points	20	02/25/14	Minnesota	at	Phoenix

NBA REGULAR SEASON STATS

Year/Team	G	MIN	FIELD GOALS			3-POINT FG			FREE THROWS			REBOUNDS			AST	PF	STL	BLK	PTS	AVG
			FG	FGA	PCT	FG	FGA	PCT	FT	FTA	PCT	OFF	DEF	TOT						
13-14/MIN	37	290	57	124	.460	3	11	.273	26	40	.650	24	29	53	6	24	8	1	143	3.9
TOTALS	37	290	57	124	.460	3	11	.273	26	40	.650	24	29	53	6	24	8	1	143	3.9



NIKOLA PEKOVIC | 14

CENTER

HEIGHT 6-11

WEIGHT 295 lbs.

BIRTHDATE January 3, 1986

BIRTHPLACE Bijelo Polje, Montenegro

EXPERIENCE Four years

ACQUIRED 2008 NBA Draft

DRAFTED 2008, 2nd round (31st overall) by the Minnesota Timberwolves

2013-14 SEASON

Saw his fourth year in Minnesota and the NBA truncated by injury... Started the first 44 contests before being sidelined for 28 of the final 38 due to bursitis in his right ankle... Appeared in 54 games overall, averaging a career-high 17.4 ppg and 8.7 rpg while logging 30.8 mpg... Shot 54.0% from the field -- good for 12th in the NBA as well as the second-best percentage in franchise history (trailing only his 56.4% effort in 2011-12) -- and 74.7% from the line... Was the Wolves' top scorer seven times and leading rebounder on eight occasions, tallying 20+ points 19 times and notching 23 point/rebound double-doubles... Returned from a six-game absence Mar. 28 vs. the L.A. Lakers, scoring a game-high 26 points on 9-for-10 shooting... Contributed 23 points and 11 rebounds Jan. 25 at Portland, capping an 18-game spree that saw him average 21.8 ppg (55.2%) and 10.3 rpg... It was his 30th career 20-point/10-rebound outing (11th this season)... Collected game highs of 27 points and 14 rebounds vs. Utah on Jan. 21, and snared a season-high 14 rebounds Jan. 6 at Philadelphia... Erupted for a career-high 34 points Dec. 22 at the L.A. Clippers, one of three 30+ nights this year... Pulled in 10 offensive rebounds Dec. 20 at the L.A. Lakers; he's just the third player in club history to grab 8+ offensive boards in consecutive games... Tallied 30 points Dec. 18 vs. Portland, and tied his career high with four assists Nov. 10 at the L.A. Lakers.

CAREER NOTES

Signed by Minnesota to a five-year contract extension on Aug. 15, 2013... Signed by Minnesota to a multi-year contract on July 28, 2010... Selected by Minnesota with the 31st overall pick in the 2008 NBA Draft... **2012-13 (Minnesota):** Concluded his third season in the NBA by notching career highs in scoring (16.3 ppg), rebounding (8.8 rpg) and minutes (31.6 mpg)... Appeared in 62 games, missing 19 due to injury; he sat out three games (Nov. 14-16, Mar. 30) with a sprained left ankle, five (Jan. 19-26) due to a right thigh contusion, eight (Mar. 2-15) with an abdominal strain and the final three (Apr. 13-17) due to a left calf contusion... Ranked 20th in the NBA in FG accuracy (52.0%) while shooting 74.4% from the line... Collected a team-high 26 point/rebound double-doubles, including 11 games with 20+ points and 10+ boards... Named Western Conference Player of the Week for Apr. 1-7, the first such honor of his career and the first for any Wolves player since Al Jefferson in January 2009; he averaging 20.4 ppg (55.6%) and 9.8 rpg over his last nine starts (36.0 mpg)... Was Minnesota's top scorer on 22 occasions, including seven of his final eight contests, and leading rebounder 24 times... Scored the 2000th point of his career Apr. 9 at Golden State, and grabbed his 1000th career rebound Mar. 26 at Detroit; the latter game also represented the 100th start of his NBA career... Shot 12-for-16 from the FT line Apr. 5 vs. Toronto, marking career highs in both categories... Led Minnesota with 22 points and 15 rebounds Mar. 29 vs. Oklahoma City, the fifth 20/15 effort of his career... Paced the Wolves with 27 points and a career-high 18 rebounds Feb. 20 vs. Philadelphia, and collected 25 points and 18 rebounds Jan. 8 vs. Atlanta... Matched a career high with four blocks Jan. 2 at Utah, and snared a season-high nine offensive boards Dec. 18 at Miami... Logged a season-high 42:36 vs. Dallas on Dec. 15, one of seven games he played 40+ minutes... Scored a career-high 31 points Dec. 14 at New Orleans, his second 30+ night; he handed out a career-high four assists Nov. 27 at Sacramento... Underwent surgery to remove bone spurs from his right ankle on May 15... **2011-12 (Minnesota):** Completed his second NBA season by averaging 13.9 ppg and 7.4 rpg in 26.9 mpg... Played in 47 games (including 35 starts), missing 12 due to injury... Shot a franchise-record 56.4% from the field, ranking 3rd in the NBA and shattering the previous club mark of 52.6% set by Kevin Garnett in 2005-06; he also hit 74.3% from the FT line... Pulled down 181 offensive rebounds in 1264 minutes to lead the NBA on both a per-48 (6.9) and percentage (16.1%) basis; he ranked 3rd in offensive boards per game (3.9) behind DeMarcus Cousins and Kevin Love... Appeared in just two of Minnesota's first 11 games and logged a total of 99 minutes in the first 17; however, his 13-point effort in the Jan. 25 victory at Dallas triggered a 15-game run that saw him tally 16.6 ppg and 9.9 rpg while shooting 61.8%... Sliced his foul rate to 3.7 per 48 minutes, having committed an average of 9.8 PFs per 48 as a rookie... Hauled in a career-high 16 rebounds Apr. 22 vs. Golden State, one of point/rebound double-doubles on the season... Scored a game-high 23 points Apr. 19 at Detroit, his 11th 20+ effort and one of six times he led the Wolves... Returned Apr. 2 at Sacramento, having missed the previous seven games due to bone spurs in his right ankle... Collected 20 points and 12 rebounds Mar. 16 at the L.A. Lakers, his eighth 20/10 game on the year... Tallied a career-high 30 points with 12 rebounds (nine offensive) in the Feb. 17 win at Houston; he also swiped a career-best three steals and blocked three shots in that game... Logged a career-high 43:31 vs. Charlotte on Feb. 15, and led the Wolves with 27 points off the bench Feb. 3 at New Jersey... Went over the 1000-career-point mark in the Apr. 26 finale vs. Denver... **2010-11 (Minnesota):** Finished his first season in the NBA by playing in 65 games... Missed 13



contests due to a sprained left ankle (Nov. 14-Dec. 3, Dec. 18-26), one to the flu (Jan. 19) and two with a strained right hip (Mar. 27-30)... Averaged 5.5 ppg and 3.0 rpg in 13.7 mpg, shooting 51.7% from the field and 76.3% from the FT line... Started 11 times, including five in April; he tallied 9.8 ppg and 4.5 rpg while hitting 64.2% as a starter (19.5 mpg)... Scored a season-high 16 points Mar. 4 at Philadelphia (one of 10 double-figure outings), and logged a season-high 29:58 Apr. 2 at Memphis... Shot 56.2% from the floor over the final three months, after hitting 43.6% through mid-January... Committed 9.8 PFs per 48 on the year, the highest rate for anyone in the NBA (min. 500 minutes played)... Blocked a season-high four shots Dec. 11 at Chicago, but also coughed up six TOs... Posted his first double-double (12 points, 11 rebounds) Nov. 7 at Houston.

INTERNATIONAL CAREER NOTES

Competes internationally with the Serbian National Team... Most recently played for his country during the 2011 EuroBasket Tournament where we averaged a team-high 13.0 points and 6.4 rebounds in five contests... Was a member of the Serbia & Montenegro team that won gold at the 2006 European U-20 Championships in Turkey.

PROFESSIONAL CAREER NOTES

2009-10: Appeared in 35 games for Panathinaikos in the Greek League, averaging 12.2 points and 3.7 rebounds in 16.6 minutes per game... Led the Greek League by shooting a career-best 72.5% from the floor... Reached double figures scoring in 26 of 35 games... Averaged 21.5 minutes per game during 13 Euroleague appearances... Scored 14.8 points and grabbed 3.5 rebounds per contest on 60.7% shooting... Scored 10 or more points in 11 of 12 games, including three games with 20 or more points... **2008-09:** Played 18.1 minutes per game during 21 Euroleague games as Panathinaikos earned its sixth Euroleague Final Championship... Scored 13.0 points on 63.4% shooting while grabbing 3.8 rebounds per contest... **2007-08:** Averaged 12.9 points and 5.1 rebounds in seven Serbian SuperLeague appearances for Partizan... Led Partizan to the quarterfinals in Adriatic League play with an average of 15.2 points and 5.5 rebounds in 28 games (26 starts)... Named Adriatic League All-Star Game MVP with 26 points and eight rebounds... Scored 16.4 points and grabbed 6.9 rebounds during Euroleague play, including four double-doubles... Named to the All-Euroleague Second Team... **2006-07:** Helped lead Partizan to titles in both the Serbian and Adriatic Leagues... Averaged 12.8 points and 7.4 rebounds in the Serbian SuperLeague during the regular season... Added 7.0 points and 7.5 rebounds in five postseason games... Scored 9.0 points and grabbed 2.7 rebounds during Adriatic League play, reaching double figures scoring 13 times... Averaged 4.8 points and 2.5 rebounds in 13.9 minutes per game during Euroleague play... **2005-06:** Led Partizan to a Serbian SuperLeague title with 7.3 points and 6.2 rebounds per game during the regular season... Added 8.2 points and 5.4 in five playoff appearances... Scored 9.0 points and grabbed 2.7 rebounds during Adriatic League play, scoring double figures eight times... In Euroleague play, averaged 7.1 points and 3.6 rebounds in 18.0 minutes per game... **2004-05:** Averaged 4.1 points and 2.3 rebounds in 12.9 minutes for Atlas in Serbian Superleague play.

PERSONAL NOTES

Born on Jan. 3, 1986, in Bijelo Polje, Montenegro... Father is Miodrag... Played on the same club team (Partizan) as former NBA star Vlade Divac, and lists Divac as his favorite player to watch while growing up... Enjoys fishing in his spare time... Is also an avid fan of Partizan's soccer team... Lists Gladiator as his favorite movie and Russell Crowe as his favorite actor.



CAREER HIGHS

Minutes	46	12/22/13	Minnesota	at	L.A. Clippers
Field Goals	16	12/22/13	Minnesota	at	L.A. Clippers
Field Goal Attempts	28	12/22/13	Minnesota	at	L.A. Clippers
Three-Point Field Goals	None				
Three-Point Attempts	None				
Free Throws	12	04/05/13	Minnesota	vs	Toronto
Free Throw Attempts	16	04/05/13	Minnesota	vs	Toronto
Offensive Rebounds	10	12/20/13	Minnesota	at	L.A. Lakers
Defensive Rebounds	13	04/22/12	Minnesota	vs	Golden State
Rebounds	18	02/20/13	Minnesota	vs	Philadelphia (Two times)
Assists	4	11/10/13	Minnesota	at	L.A. Lakers (Two times)
Steals	3	02/26/13	Minnesota	at	Phoenix (Three times)
Turnovers	6	12/18/12	Minnesota	at	Miami (Three times)
Blocked Shots	4	01/02/13	Minnesota	at	Utah (Twice)
Points	34	12/22/13	Minnesota	at	L.A. Clippers

NBA REGULAR SEASON STATS

Year/Team	G	MIN	FIELD GOALS			3-POINT FG			FREE THROWS			REBOUNDS			AST	PF	STL	BLK	PTS	AVG
			FG	FGA	PCT	FG	FGA	PCT	FT	FTA	PCT	OFF	DEF	TOT						
10-11/MIN	65	887	136	263	.517	0	0	---	87	114	.763	90	103	193	27	181	18	35	359	5.5
11-12/MIN	47	1264	256	454	.564	0	0	---	139	187	.743	181	165	346	31	98	29	31	651	13.9
12-13/MIN	62	1959	385	741	.520	0	0	---	241	324	.744	230	315	545	53	143	43	50	1011	16.3
13-14/MIN	54	1663	379	701	.541	0	0	---	186	249	.747	206	262	468	50	129	30	23	944	17.5
TOTALS	228	5773	1156	2159	.535	0	0	---	653	874	.747	707	845	1552	161	551	120	139	2965	13.0



GLENN ROBINSON III | 1

FORWARD
HEIGHT 6-7
WEIGHT 222 lbs.
BIRTHDATE January 8, 1994
BIRTHPLACE Gary, Ind.
COLLEGE Michigan
HIGH SCHOOL Lake Central High School (St. John, I.D)
EXPERIENCE Rookie
ACQUIRED 2014 NBA Draft
DRAFTED 2014, 2nd Round (40th overall) by the Minnesota Timberwolves

2014 SUMMER LEAGUE

Averaged 7.7 points and 3.0 rebounds in six games (four starts)... Shot 40.0% (4-for-10) from three-point range and was second on the team with six steals... Scored 17 points on 6-of-13 shooting in the Wolves' 97-78 win over New Orleans.

CAREER NOTES

Selected by Minnesota in the 2nd round (40th overall) of the 2014 NBA Draft.

COLLEGE NOTES

2014 All-Big Ten honorable mention (Coaches & Media)... 2013 All-Big Ten honorable mention (Media)... 2013 Big Ten All-Freshman Team... 2014 Team Captain, fourth U-M sophomore to be named captain... Started all 76 career games; did not miss a game in career... Averaged 12.0 points, 4.9 rebounds and 1.1 assists in his career... Scored 912 career points and grabbed 375 career rebounds... Scored in double figures in 51 career games with nine 20-plus point games... Compiled a 59-17 two-year record with a 27-9 Big Ten record... Helped U-M to two NCAA Tournament selections, the 2013 NCAA national title game and 2014 NCAA Elite Eight... Helped U-M to its first outright Big Ten regular-season title in 28 years... Helped U-M to its first No. 1 seed at the Big Ten Tournament in 2014.

HIGH SCHOOL NOTES

Lake Central High School (2012)... Finished his career with 1,318 points (all-time leading scorer), 423 rebounds and 174 assists... 2012 IBCA Association All-State First Team... 2011 IBCA Underclass All-State First Team... 2012 Associated Press All-State Second Team... 2011 Associated Press All-State High Honorable Mention... All-Duneland Conference (2010, '11, '12)... 2012 Post-Tribune Player of the Year... All-Area (2010, '11, '12)... IBCA Junior All-Star Game, Core Six Player (2011)... IBCA Top 100 (2010, '11)... Team MVP (2010, '11, '12)... NBPA Top 100 Invitee (2011)... MVP of ESPN's High School All-American game, led North team with 16 points and four rebounds.

PERSONAL NOTES

Given name is Glenn Alan Robinson III... Born on Jan. 8, 1994 in Gary, Ind... Son of Shantelle Clay and Glenn Robinson Jr... Right-handed... Committed to Michigan (Sept. 13, 2011)... Signed with Michigan (Nov. 9, 2011)... Father, Glenn "Big Dog" Robinson Jr., who played collegiately at Purdue (1992-94), earning 1994 John R. Wooden, Naismith and USWBA National Player of the Year accolades as well as played 11 seasons in the NBA with stops with the Milwaukee Bucks (first overall pick in 1994 NBA Draft), Atlanta Hawks, Philadelphia 76ers and San Antonio Spurs... Twitter: @GRIII.



RICKY RUBIO | 9

GUARD

HEIGHT 6-4

WEIGHT 192 lbs.

BIRTHDATE October 21, 1990

BIRTHPLACE El Masnou, Spain

EXPERIENCE Three years

ACQUIRED 2009 NBA Draft

DRAFTED 2009, 1st round (5th overall) by the Minnesota Timberwolves

2013-14 SEASON

Completed his third NBA season by becoming the 10th player in Wolves history to start all 82 games... Averaged 9.5 ppg, 4.2 rpg and a career-best 8.6 apg -- good for 4th in the NBA and the top single-season figure by a Minnesota player since Terrell Brandon dished 8.9 apg in 1999-2000... Also ranked 2nd in the league in steals (2.32 spg); his 190 total steals broke the franchise record previously held by Tyrone Corbin (175 in 1989-90)... Shot 38.1% from the floor, 33.1% from three-point range and 80.2% from the FT line... Collected 15 point/assist double-doubles (boosting his career total to 40) and notched a pair of triple-doubles: Nov. 10 at the L.A. Lakers (12 pts/10 reb/14 ast) and Mar. 19 at Dallas (22/10/15)... Played a career-high 49:08 in that Dallas contest; the 10 rebounds equaled his season high... Scored 20+ points four times and was Minnesota's leading scorer on three occasions; he led the Wolves across the board with 19 points, eight rebounds and five assists Feb. 5 at Oklahoma City... Tied the club single-game record by dishing 17 assists vs. Indiana on Feb. 19, joining six others (most recently Chauncey Billups vs. Dallas on Mar. 28, 2002)... Swiped a season-high seven steals Feb. 12 vs. Denver, and tallied a career-high 25 points Feb. 8 vs. Portland... The Jan. 21 outing at Utah was the 12th 4x5 (11 pts/5 reb/13 ast/5 stl) night of his career (third this season)... Dealt his 1000th career assist Dec. 30 vs. Dallas.

NBA CAREER NOTES

Selected by the Minnesota Timberwolves with the 5th overall pick in the 2009 NBA Draft... Signed a multi-year contract with the Timberwolves on June 17, 2011... Has posted averages of 10.1 points, 4.1 rebounds and 8.1 assists in 180 games, 160 starts, over three seasons with Minnesota... **2012-13 (Minnesota):** Completed his second year in the NBA by appearing in 57 games (47 starts)... Made his first appearance of the year Dec. 15 vs. Dallas; he'd been sidelined for the first 20 games while recovering from surgery to repair a torn ACL and a torn LCL in his left knee... Also missed four contests (Dec. 29-Jan. 5) with back spasms... Averaged 10.7 ppg, 4.0 rpg and 7.3 apg while playing 29.7 mpg; he shot 36.0% from the floor, 29.3% from three-point range and 79.9% from the line... Ranked 2nd in the NBA in steals (2.40 spg), breaking the previous franchise single-season mark (2.17) set by Micheal Williams in 1992-93; he also finished 10th in the league in assists... Tallied a game- and career-high 24 points Apr. 13 vs. Phoenix, part of his 13th double-double this year and third 20-point/10-assist outing in the season's final month... Added five rebounds and five steals in that game, making it his sixth career 10+ point/10+ assist/5+ steal effort (fourth this season); Terrell Brandon (seven), Micheal Williams (three), Kevin Garnett and Stephon Marbury are the only other Wolves players to accomplish that feat... Scored the 1000th point of his NBA career Apr. 12 at Utah, and dished his 500th career assist Feb. 20 vs. Philadelphia... Picked off eight steals Apr. 3 at Milwaukee, tying the franchise record shared by Tyrone Corbin and Brandon; it also matched the NBA's single-game best for 2012-13 (Kemba Walker, Nov. 10)... The five three-pointers and eight TOs at Milwaukee were both career highs; he sank 16 of his final 36 from beyond the arc (44.4%)... Tallied a game-high 23 points Mar. 30 vs. Memphis, the second time he led the Wolves across the board (pts/reb/ast)... Collected his first career triple-double Mar. 12 vs. San Antonio, racking up 21 points, 12 assists and a career-high 13 rebounds... Swiped six steals Mar. 6 vs. Washington, capping a run that saw him grab 43 steals in 10 contests, the most prolific 10-game stretch in the NBA since Ron Artest totaled 44 in 2002 (Jan. 19-Feb. 12) and the 4th-highest total in the past 20 years... Chipped in five points and 10 assists in the BBVA Rising Stars Challenge on Feb. 15... Equaled his career high with 14 assists vs. Portland on Feb. 4; he dealt 10 of the assists in the fourth quarter, matching a franchise record he shares with Marbury and Pooh Richardson... Had his 2013-14 contract option exercised on Oct. 30... **2011-12 (Minnesota):** Made his NBA debut by playing in 41 games before suffering a torn ACL and a torn LCL in his left knee on Mar. 9 vs. the Lakers; he underwent reconstructive surgery on Mar. 21 and missed the Wolves' final 25 contests... Earned First Team All-Rookie honors and finished 2nd to Kyrie Irving of Cleveland in voting for the NBA's Rookie of the Year Award, equaling the best-ever showing by a Wolves player (Stephon Marbury, 1996-97)... Started 31 times, with Minnesota going 18-13; they slipped to 5-20 following the injury... Averaged 10.6 ppg, 4.2 rpg and 2.22 spg in 34.2 mpg, while leading all rookies (and ranking 6th in the NBA) in assists with 8.2 apg... It's the Wolves' highest per-game average since Terrell Brandon handed out 8.9 apg in 1999-2000; Marbury, Micheal Williams and Pooh Richardson are the only other Wolves players to average 8+ apg in a season... Shot 35.7% from the field, 34.0% (32-for-94) from three-point range and 80.3% (good for 3rd among rookies) from the FT line... Contributed 15 points and 10 assists in his final appearance (Mar. 9 vs. the Lakers), his 12th point/assist double-double on the year; that's the most by a Wolves player since Sam Cassell totaled 18 in 2003-04... Tied a franchise record by handing out 10 assists in the 1st quarter at Portland on Mar. 3... Netted 12 points and



seven assists in the BBVA Rising Stars Challenge on Feb. 25, as part of All-Star Weekend in Orlando... Scored 14 of his season-high 22 points in the 1st quarter vs. Philadelphia on Feb. 19... Matched his season best with 14 assists Feb. 7 vs. Sacramento (also Jan. 8 at Washington), and swiped a season-high six steals twice (Jan. 18 vs. Detroit, Feb. 3 at New Jersey); he registered 3+ steals in a game 18 times... Led the Wolves in rebounds (a season-high eight) Jan. 30 at Houston, while scoring 18 points... Named January's Western Conference Rookie of the Month... Played 40+ minutes on five occasions, with a high of 46:27 in the Jan. 25 victory at Dallas.

PROFESSIONAL CAREER NOTES

2009-10: Averaged 6.4 points, 2.7 rebounds and 4.3 assists in 42 games during his first season with Barcelona... Improved those averages to 6.8 points, 2.9 rebounds and 4.1 assists in 22 contests during Barcelona's run to the Euroleague title... Also contributed to Barcelona's victories in the Catalan Cup, Spanish Supercup and Spanish King's Cup tournaments... Earned MVP honors at the Catalan Cup Tournament... Following the season, honored as the league's top point guard and named to the All-Spanish ACB League Team... Also named the Euroleague Rising Star for 2010... Posted two games with 10+ assists and 18 games with at least five dimes... Scored in double figures nine times, including a season-best 18 points on 6-of-9 shooting (3-of-4 from three) in a win over Real Madrid on 12/27... **2008-09:** Averaged 9.8 points, 2.7 rebounds, 5.8 assists in 25 games for DKV Joventut... Led the ACB League with 2.2 steals per game... Scored in double figures in 12 games and handed out 10+ assists five times (two double-doubles)... Appeared in five games during the Euroleague season, averaging 2.4 points, 2.4 rebounds and 2.8 assists per game... Catalan Cup Tournament champion... Named Spanish ACB League Defensive Player of the Year... Also named the FIBA European Young Player of the Year for a third consecutive season... **2007-08:** Averaged 10.2 points, 3.3 rebounds, 3.9 assists and 2.0 steals over 39 games in his most decorated season as a pro... Led his team to wins in the 2007 Catalan Cup Tournament, the 2008 Spanish King's Cup and the 2008 EuroCup... Named the 2008 FIBA Young Player of the Year as well as the 2008 European Player of the Year... Also honored as the ACB League's top point guard and named to the All-Spanish ACB League Team... Scored in double figures in 20 games, including a season-high 25 points on 6-of-9 shooting (12-of-12 FTs) in a win over Akasvayu Girona on 11/25... **2006-07:** Averaged 4.5 points, 2.6 rebounds and 2.6 assists in 43 games... Led the ACB league in steals, averaging 1.9 thefts per game... Saw his first action in Euroleague, appearing in 16 games and averaging 3.6 points, 2.4 rebounds and 2.8 assists... Following the season, honored with the 2007 Spanish ACB League Rising Star Award as well as the FIBA European Young Player of the Year Award, given annually to the best player in Europe under the age of 22... **2005-06:** Made his Spanish ACB League debut on 10/15 at the age of 14, becoming the youngest player ever to compete in Spain's top professional league... Averaged 2.6 points, 1.1 rebounds 0.7 assists in 14 games during his rookie season... Helped his team to victories in the 2005 Catalan Cup Tournament and the 2006 EuroChallenge Tournament.

INTERNATIONAL NOTES

Began his international career on Spain's Under-16 team in 2005, winning a bronze medal at the 2005 FIBA Europe U16 Championships... This past summer competed at the 2014 FIBA World Cup... Averaged 5.4 points, 5.1 assists, 4.4 rebounds and 3.6 steals in 20.9 minutes per contest... Competed at the 2013 EuroBasket Championship... Named MVP of the 2006 FIBA Europe U16 Championships after leading Spain to the gold medal... Averaged 22.3 points, 12.8 rebounds, 7.1 assists and 6.5 steals per game during the tournament, including two triple-doubles and a quadruple-double (posted 51 points, 24 rebounds, 12 assists and 7 steals in the championship game against Russia)... Named to the Spanish team for the 2008 Olympics in Beijing, where at age 17 he became the youngest ever to participate in the gold-medal game... A member of Spain's gold-medal-winning entry at the 2009 FIBA European Championships.

PERSONAL

Born on Oct. 21, 1990... His parents are Esteban and Tona Rubio... Has an older brother, Marc, who also plays professional basketball in Spain's second division, and a younger sister, Laia... Lists Steve Nash as his favorite NBA player... Twitter handle: @RickyRubio9.

CAREER HIGHS

Minutes	49	03/19/14	Minnesota	at	Dallas
Field Goals	10	04/08/14	Minnesota	vs	San Antonio
Field Goal Attempts	19	02/08/14	Minnesota	vs	Portland
Three-Point Field Goals	5	04/03/13	Minnesota	at	Milwaukee
Three-Point Attempts	6	04/03/13	Minnesota	at	Milwaukee
Free Throws	12	02/13/13	Minnesota	vs	Utah
Free Throw Attempts	13	02/13/13	Minnesota	vs	Utah
Offensive Rebounds	4	03/05/12	Minnesota	vs	LA Clippers
Defensive Rebounds	12	03/12/13	Minnesota	vs	San Antonio
Rebounds	13	03/12/13	Minnesota	vs	San Antonio
Assists	17	02/19/14	Minnesota	vs	Indiana
Steals	8	04/03/13	Minnesota	at	Milwaukee
Turnovers	8	04/03/13	Minnesota	at	Milwaukee
Blocked Shots	2	01/01/14	Minnesota	vs	New Orleans (Two times)
Points	25	02/08/14	Minnesota	vs	Portland

NBA REGULAR SEASON STATS

Year/Team	G	MIN	FIELD GOALS			3-POINT FG			FREE THROWS			REBOUNDS			AST	PF	STL	BLK	PTS	AVG
			FG	FGA	PCT	FG	FGA	PCT	FT	FTA	PCT	OFF	DEF	TOT						
11-12/MIN	41	1404	139	389	.357	32	94	.340	126	157	.803	21	150	171	336	97	91	8	436	10.6
12-13/MIN	57	1691	185	514	.360	27	92	.293	211	264	.799	44	185	229	418	143	137	5	608	10.7
13-14/MIN	82	2638	255	670	.381	44	133	.331	227	283	.802	61	281	342	704	218	191	11	781	9.5
TOTALS	180	5733	579	1573	.368	103	319	.323	564	704	.801	126	616	742	1458	458	419	24	1825	10.1



RONNY TURIAF | 32

CENTER
HEIGHT 6-10
WEIGHT 249 lbs.
BIRTHDATE January 13, 1983
BIRTHPLACE Le Robert, Martinique
COLLEGE Gonzaga
HIGH SCHOOL Sporting Club Lamentinois (Le Robert, Martinique)
EXPERIENCE Nine years
ACQUIRED Signed as a free agent on July 18, 2013
DRAFTED 2005, 2nd round (27th overall) by the Los Angeles Lakers

2013-14 SEASON

His ninth NBA campaign (first with the Wolves) saw a pair of injuries limit him to 31 games (10 starts)... Sidelined for 31 games (Nov. 3-Jan. 4) after sustaining a radial head fracture in his right elbow Nov. 1 vs. Oklahoma City, and missed 19 more (Feb. 22-Mar. 31) due to a bone bruise on his right knee suffered Feb. 19 vs. Indiana... Averaged 4.8 ppg, 5.6 rpg and 1.61 bpg; on a per-48 basis, his 3.96 blocks led all NBA players (min. 500 minutes played)... Shot 59.8% from the floor but just 42.0% from the FT line... Had started 10 straight games before the Feb. 19 injury vs. Indiana, contributing 5.4 ppg and 7.5 rpg in 27.5 mpg in those contests... Hauled in 13 rebounds Feb. 8 vs. Portland, one of five double-digit efforts this year... The five blocks in Atlanta on Feb. 1 equaled a team season best... Scored 14 points (in 32:23) Jan. 27 at Chicago, his high totals since tallying 19 points in 37:36 at Portland on Jan. 11, 2011.

CAREER NOTES

Signed with the Timberwolves as a free agent on July 18, 2013... Drafted in the second round (37th overall) of the 2005 NBA Draft by the Los Angeles Lakers... Signed with the Golden State Warriors as a restricted free-agent on July 9, 2008... Traded to the New York Knicks on July 9, 2010... Sent to the Washington Wizards on Dec. 10, 2011... Traded to the Denver Nuggets on March 15, 2012 and waived shortly thereafter... Signed with the Miami Heat as a free agent on March 21, 2012... Signed with the Los Angeles Clippers as a free agent on July 27, 2012... Has posted career averages of 4.7 points and 3.7 rebounds in 471 career games over nine NBA seasons... **2012-13 (L.A. Clippers):** Averaged 1.9 points, 2.3 rebounds and 0.54 blocks in 10.8 minutes over 65 games with the Los Angeles Clippers... Had a season-high 11 points 1/17/13 at Minnesota... Tied his career-high with three steals 11/17/12... Led or tied the team in blocks 10 times and once in rebounding... Missed three games due to a sore left knee... **2011-12 (Washington; Denver; Miami):** In 17 games (five starts), averaged 3.0 points (.576 FG%, .591 FT%), 4.1 rebounds, 1.00 blocks and 16.4 minutes... Missed a total of 42 games due to injury, three games as a DNP-CD and one game as a healthy scratch on the inactive list... Sat out 34 games (Jan. 2-Mar. 7) with a fractured left hand which occurred vs. Boston on Jan. 1... Sat out eight games (Apr. 13-24) with a slight left hamstring strain... Came off the bench in all four games in which he appeared for the Wizards and averaged 1.5 points (1.000 FG%, .000 FT%), 3.0 rebounds, 1.3 assists and 14.8 minutes... Did not appear in a game for the Nuggets after being acquired on Mar. 15 and waived on Mar. 18 and was a healthy scratch on the inactive list (Mar. 17) in his only game with the franchise... Started five of the 13 games in which he appeared for the Heat and averaged 3.5 points (.533 FG%, .591 FT%), 4.5 rebounds, 1.08 blocks and 17.0 minutes... Topped the Heat in rebounds twice, in blocks on five occasions and in steals once... Led the Miami reserves in scoring once, in rebounds and blocks on five occasions, in steals three times and in assists twice... **2010-11 (New York):** Played 64 games (21 starts) averaging 4.2 points (.632 FG%, .622 FT%), 3.2 rebounds, 1.4 assists, 1.14 blocks and 17.8 minutes... Missed 17 games due to injury and was a DNP-CD once (Apr. 3)... Ranked second on the Knicks in total blocks and third in blocks per game... Set a single-season career high in field goal percentage... Scored in double-figures six times and grabbed double-figure rebounds on three occasions... 1/2/11 vs. Indiana, tied his career high and the Knicks' single-game high for 2010-11 with six blocks... **2009-10 (Golden State):** Averaged 4.9 points (.582 FG%, .474 FT%), 4.5 rebounds, 2.1 assists, 1.29 blocks and 20.8 minutes in 42 games (20 starts)... Missed a total of 23 games due to a left knee sprain (12 from Nov. 4-25 and 11 from Dec. 3-23) and another nine (Mar. 8-24) with a sore left knee... Sat out three games (Feb. 21, Mar. 31, Apr. 6) with the flu... Led the Warriors in total blocks and blocks per game... Scored in double figures seven times and grabbed double-figure rebounds once... **2008-09 (Golden State):** Averaged 5.9 points (.508 FG%, .790 FT%), 4.6 rebounds, 2.13 blocks, 2.1 assists and 21.5 minutes in 79 games (26 starts)... Missed two games (Dec. 12 and 13) with flu-like symptoms and one game (Mar. 3) due to illness... Ranked fourth in the NBA in blocks per game and second in blocks per minute, recording a block every 10.1 minutes... Led Golden State in games played and blocks, finished second in defensive rebounds and fourth in both offensive and total rebounds... Topped the Warriors in rebounds and assists nine times each... Set single-season career highs in games played, starts, minutes played, free throw percentage, defensive and total rebounds, rebounds per game, assists and blocked shots... Scored in double figures on 15 occasions, including a career-high six consecutive games from Feb. 6-21, and grabbed double-figure rebounds a career-high six times... Recorded two double-doubles and had a career-high 45 multi-block games... **2007-08 (L.A. Lakers):** Averaged 6.6 points (.474 FG%, .753 FT%), 3.9 rebounds, 1.6 assists, 1.38 blocks and 18.7 minutes... Sidelined for a pair of games from Nov. 16-18 with a sprained right ankle and sat out two more games from Dec. 4-5 with a mild concussion... Ranked tied for 22nd in the NBA in blocks per game... Led the Lakers in blocked



shots... Topped the Lakers in rebounds once and in assists on six occasions... Set single-season career highs in points scored, scoring average, field goals made and attempted, free throws made and attempted and offensive rebounds... Led the Lakers in blocked shots... Topped the Lakers in rebounds once and in assists on six occasions... Set single-season career highs in points scored, scoring average, field goals made and attempted, free throws made and attempted and offensive rebounds... Scored in double figures a career-high 23 times and grabbed double-figure rebounds once... **2006-07 (L.A. Lakers):** Averaged 5.3 points (.549 FG%, .664 FT%), 3.6 rebounds, 1.08 blocks, 0.9 assists and 15.1 minutes in 72 games (one start)... Ranked 28th in the NBA in blocks per game... Finished second on the team in total blocks and fourth in offensive rebounds... 11/1/06 at Golden State, scored a career-high 23 points. ... Grabbed double-figure rebounds three times and posted two double-doubles... 4/8/07 vs. Phoenix, pulled down a career-high 15 rebounds... **2005-06 (L.A. Lakers):** Split the season between the Lakers and the Yakima Sun Kings of the Continental Basketball Association... Appeared in 23 games (one start) as a member of the Lakers and averaged 2.0 points (.500 FG%, .556 FT%), 1.6 rebounds and 7.0 minutes... Was a DNP-CD on 11 occasions and missed 10 games as a healthy scratch while on the inactive list... Made his NBA debut at Houston on Feb. 8 and made his first career start on Mar. 15 vs. Minnesota... Before joining the Lakers he appeared in nine games with the Sun Kings and averaged 13.0 points (.579 FG%, .674 FT%), 6.3 rebounds, 2.1 assists and 23.9 minutes.

PLAYOFF NOTES

Has appeared in the postseason in seven of his nine seasons in the NBA... In 47 career playoffs contests, 11 starts, owns averages of 2.7 points and 2.0 rebounds in 10.9 minutes per game... **2012-13 (L.A. Clippers):** Averaged 3.2 points and 1.6 rebounds in five postseason games for the Clippers... **2011-12 (Miami):** In 12 games (seven starts) played for Miami, averaged 1.9 points, 2.6 rebounds and 10.1 minutes per game. Helped the Heat to the NBA Championship... **2010-11 (New York):** In four playoff games (four starts), averaged 5.8 points, 2.8 rebounds and 18.8 minutes per contest... **2007-08 (L.A. Lakers):** In 19 playoff games, averaged 2.0 points, 1.4 rebounds and 9.8 minutes per game... Helped Lakers reach the NBA Finals before eventually falling to the Boston Celtics... **2006-07 (L.A. Lakers):** In four games, averaged 4.2 points, 3.0 rebounds and 12.0 minutes... **2005-06 (L.A. Lakers):** In three games, averaged 3.7 points, 2.3 rebounds and 8.3 minutes per game.

COLLEGE NOTES

Played four seasons at Gonzaga University and averaged 13.6 points (.518 FG%, .715 FT%), 6.8 rebounds, 1.0 assists and 25.5 minutes in 127 career games... Finished his collegiate career as Gonzaga's all-time leader in free throws made (643), ranked second in blocked shots (179) and fourth in both points scored (1,723) and rebounds (643)... First Team All-WCC and NABC First Team All-District 14 honoree in each of his final three seasons... 2004-05: Named the West Coast Conference Player of the Year as a senior in 2004-05 after averaging career highs in both scoring (15.9 ppg) and rebounds (9.5 rpg)... Earned Honorable Mention All-America honors and was a finalist for the Naismith and Wooden Awards as a senior... Led the WCC in rebounding and ranked eighth in scoring his senior year... 2003-04: Finished sixth in the WCC in scoring (15.5 ppg) and rebounding (6.4 rpg) as a junior... 2002-03: As a sophomore in 2002-03 he ranked fifth in the WCC in scoring (15.6 ppg) and sixth in rebounding (6.2 ppg).

PERSONAL NOTES

Born on Jan. 13, 1983 in Le Robert, Martinique... Parents are George Louis Turiaf and Aline Cesar... Has three younger sisters (Elodie, Florence and Rachelle)... Grew up on the island of Martinique in the Caribbean... Speaks five languages – French, English, Spanish, Italian and his native Creole... His dad signed a professional handball contract in the third division at age 21 but after Ronny was born he gave up the sport to stay home... Left home at the age of 15 to attend INSEP (the National Institute of Physical Education) in Paris, France... Played high school basketball in Paris with current NBA players Tony Parker, Boris Diaw and Johan Petro... Prior to the start of the 2005-06 NBA season, was diagnosed with an enlarged aortic root, a potentially life-threatening heart condition... Underwent a six-hour open heart surgical procedure at Stanford Medical Center on July 26, 2005 and just over six months later played his first NBA game with the Lakers (Feb. 8, 2006)... Over the course of his recovery developed close relationship with former Timberwolves player Fred Hoiberg who at the time was going through a similar process... Wearing No. 32 this season to honor Hoiberg... Twitter handle: @Ronny_Turiaf.

CAREER HIGHS

Minutes	40	01/21/09	Golden State vs	Oklahoma City (Two times)
Field Goals	8	01/11/11	New York at	Portland (Three times)
Field Goal Attempts	12	04/10/08	Golden State vs	Houston (Three times)
Three-Point Field Goals	None			
Three-Point Attempts	1	04/08/12	Miami vs	Detroit (Seven times)
Free Throws	10	12/26/08	Golden State vs	Boston
Free Throw Attempts	12	11/01/06	L.A. Lakers at	Golden State
Offensive Rebounds	7	02/12/09	Golden State vs	Portland (Two times)
Defensive Rebounds	12	04/01/09	Golden State vs	Sacramento
Rebounds	15	04/08/07	L.A. Lakers vs	Phoenix
Assists	8	11/19/10	New York at	Golden State (Three times)
Steals	3	04/26/12	Miami at	Washington (Six times)
Turnovers	6	11/13/07	L.A. Lakers at	San Antonio
Blocked Shots	6	01/02/11	New York at	Indiana (Two times)
Points	23	11/01/06	L.A. Lakers at	Golden State

NBA REGULAR SEASON STATS

Year/Team	G	MIN	FIELD GOALS			3-POINT FG			FREE THROWS			REBOUNDS			AST	PF	STL	BLK	PTS	AVG
			FG	FGA	PCT	FG	FGA	PCT	FT	FTA	PCT	OFF	DEF	TOT						
05-06/LAL	23	161	15	30	.500	0	0	---	15	27	.556	11	26	37	8	30	3	10	45	2.0
06-07/LAL	72	1087	147	268	.549	0	1	.000	89	134	.664	88	171	259	63	202	17	78	383	5.3
07-08/LAL	78	1458	188	397	.474	0	1	.000	140	186	.753	95	211	306	128	199	28	108	516	6.6
08-09/GSW	79	1696	186	366	.508	0	3	.000	98	124	.790	88	272	360	166	243	34	168	470	5.9
09-10/GSW	42	872	85	146	.582	0	1	.000	37	78	.474	54	137	191	90	98	23	54	207	4.9
10-11/NYK	64	1141	103	163	.632	0	0	---	61	98	.622	64	143	207	92	160	35	73	267	4.2
11-12/WAS	4	58	3	3	1.000	0	0	---	0	0	---	1	11	12	5	7	6	3	6	1.5
11-12/MIA	13	221	16	30	.533	0	1	.000	13	22	.591	19	39	58	5	32	8	14	45	3.5
11-12/TOT	17	279	19	33	.576	0	1	.000	13	22	.591	20	50	70	10	39	14	17	51	3.0
12-13/LAC	65	701	49	97	.505	0	0	---	23	63	.365	45	107	152	35	80	19	35	121	1.9
13-14/MIN	31	606	64	107	.598	0	0	---	21	50	.420	55	119	174	24	65	8	50	149	4.8
TOTALS	471	8001	856	1607	.533	0	7	.000	497	782	.636	520	1236	1756	616	1116	181	593	2209	4.7

NBA PLAYOFF STATS

Year/Team	G	MIN	FIELD GOALS			3-POINT FG			FREE THROWS			REBOUNDS			AST	PF	STL	BLK	PTS	AVG
			FG	FGA	PCT	FG	FGA	PCT	FT	FTA	PCT	OFF	DEF	TOT						
05-06/LAL	3	25	3	5	.600	0	0	---	5	6	.833	4	3	7	0	5	0	1	11	3.7
06-07/LAL	4	48	5	14	.357	0	0	---	7	10	.700	6	6	12	1	8	2	1	17	4.2
07-08/LAL	19	187	14	36	.389	0	0	---	10	17	.522	6	21	27	5	9	2	18	38	2.0
10-11/NYK	4	75	8	12	.667	0	0	---	7	10	.700	4	7	11	4	4	1	6	23	5.8
11-12/MIA	12	121	10	18	.556	0	0	---	3	11	.273	11	20	31	1	6	1	8	23	1.9
12-13/LAC	5	59	7	10	.700	0	0	---	2	4	.500	4	4	8	0	2	1	3	16	3.2
TOTALS	147	1029	47	95	.495	0	0	---	34	58	.586	35	61	96	11	23	7	37	128	2.7



ANDREW WIGGINS | 22

FORWARD

HEIGHT 6-8

WEIGHT 199 lbs.

BIRTHDATE February 23, 1995

BIRTHPLACE Toronto, Ontario

COLLEGE Kansas

HIGH SCHOOL Huntington Prep (Huntington, W.Va.)

EXPERIENCE Rookie

ACQUIRED Via trade from Cleveland on August 23, 2014

DRAFTED 2014, 1st Round (1st overall) by the Cleveland Cavaliers

2014 SUMMER LEAGUE

Appeared in four games (all starts) for the Cavaliers Summer League Team... Averaged a team-high 15.5 points, 3.5 rebounds, 1.3 steals and 1.5 blocks in 30.0 minutes per game... Tallied 18 points and three rebounds in 31 minutes against Milwaukee on July 11... Posted 21 points and five rebounds in 31 minutes versus Houston on July 17.

CAREER NOTES

Acquired by the Timberwolves on August 23, 2014 along with Anthony Bennett from the Cleveland Cavaliers and Thaddeus Young from the Philadelphia 76ers in exchange for Kevin Love, Alexey Shved and Luc Richard Mbah a Moute... Selected by the Cleveland Cavaliers with the 1st overall selection in the 2014 NBA Draft.

COLLEGE NOTES

Played one season at Kansas... In 35 games (all starts), averaged 17.1 points, 5.9 rebounds, 1.2 steals and 1.0 block in 32.8 minutes... Also shot 77.5% from the free throw line and 34.1% from the three point line... Set a number of Kansas freshman records: scoring average (17.1 ppg), points (597), field goals attempted (422), free throws made (176) and free throws attempted (227)... Posted a freshman record 41 points at West Virginia (first Jayhawk to break the 40-point barrier since Terry Brown on Jan. 5, 1991)... Led Kansas in steals with 41 and came in second with 34 blocked shots... Selected to the John R. Wooden All-American Team, and a Second Team All-America choice by the AP, NABC, USBWA, SI.com and Sporting News... Named USBWA Freshman All-America... Big 12 Freshman of the Year, All-Big 12 First Team, All-Newcomer Team and Championship All-Tournament Team; All-District by USBWA and NABC; a top 15 finalist for the Wooden Award and Oscar Robertson Trophy, one of six finalists for the Wayman Tisdale Award (USBWA Freshman of the Year) and top 30 candidate for the Naismith College Player of the Year... Recorded a double-double Jan. 13 at Iowa State with 17 points and 19 rebounds in 38 minutes.

PERSONAL NOTES

Father, Mitchell, played at Florida State and for six seasons in the NBA with the Bulls, Rockets and 76ers... Mother, Marita, was a track star at FSU and competed for Canada in the 1984 and 1988 Olympics... Averaged 24.2 points, 8.5 rebounds, 4.1 assists and 2.7 blocked shots for Huntington Prep in 2011-12... Earned numerous National Player of the Year honors during high school career... Named Naismith High School Player of the Year and Gatorade Athlete of the Year across all high school sports in 2013... Ranked as the No. 1 recruit in the class of 2013 by every recruiting service... Voted by the USA Today as the 2013 American Family Insurance All-USA Player of the Year... Selected to play in the Jordan Brand Classic game and posted a game high 19 points in 21 minutes... Totaled a team-high 19 points for the East in the McDonald's All-America Game... Twitter handle: @22wiggins



MO WILLIAMS | 25

GUARD
HEIGHT 6-1
WEIGHT 198 lbs.
BIRTHDATE December 19, 1982
BIRTHPLACE Jackson, Miss.
COLLEGE Alabama
HIGH SCHOOL Murrah High School (Jackson, Miss.)
EXPERIENCE 11 Years
ACQUIRED Signed as a free agent on July 30, 2014
DRAFTED 2003, 2nd Round (47th overall) by the Utah Jazz

2013-14 SEASON

Posted averages of 9.7 points (41.7% FG, 36.9% 3-PT, 87.6% FT), 2.1 rebounds, 4.3 assists, 0.74 steals and 24.8 minutes in 74 games with Portland... Led the team to a 25-7 record when scoring in double figures... Led the team in scoring three times and in assists on 15 occasions... Was the squad's leading scorer off the bench (9.7 ppg)... Scored a season-high 23 points (7-12 FG, 3-5 3-PT, 6-6 FT) along with three assists against Milwaukee on March 18... Tallied double-digit assists in three games... Dished out a season-high 11 assists twice: March 9 at Houston and March 27 at Atlanta... Recorded one double-double during the season, finishing with 15 points (6-9 FG, 3-5 3-PT) and 10 assists vs. Charlotte on January 2... Scored in double figures in five consecutive games from Nov. 11-Nov. 18, a season-long streak... Against Brooklyn on Feb. 26, notched 21 points (8-13 FG, 3-5 3-PT), six rebounds and seven assists.

CAREER NOTES

Signed by the Timberwolves as a free agent on July 30, 2014... In 11 NBA seasons, posted averages of 13.3 points (43.8% FG, 38.5% 3-PT, 87.0% FT), 2.8 rebounds, 4.9 assists and 29.8 minutes in 709 games (478 starts) with the Trail Blazers, Jazz, Los Angeles Clippers, Cavaliers and Bucks... Named an NBA All-Star in 2009... Ranked third in the league in 3-point field goals during the 2008-09 season (183) and eighth in 2009-10 (159)... Also finished ninth in the NBA in 3-point percentage during the 2009-10 campaign (42.9%)... **2012-13 (Utah):** Started all 46 games played with Utah, averaging 12.9 points (43.0% FG, 38.3% 3-PT, 88.2% FT), 2.4 rebounds, 6.2 assists, 1.00 steal and 30.8 minutes... Ranked first on the team in free throw percentage (88.2%), third in 3-point percentage (38.3%) and third in steals per game (1.00)... Scored in double figures 27 times, including 10 20-point outings... Led the squad in assists 30 times and in scoring on nine occasions... Recorded double-digit assists in four games, dishing out a season-high 14 assists to go with 17 points at Toronto on Nov. 12... Scored a season-best 29 points (9-13 FG, 2-2 3-PT, 9-9 FT) to go along with nine assists against San Antonio on Nov. 3... Recorded 28 points (10-19 FG), five rebounds and five assists against Portland on March 29... Missed 36 games due to injury, including 32 games because of right thumb surgery... **2011-12 (L.A. Clippers):** Appeared in 52 games (one start) with the Clippers, averaging 13.2 points, 1.9 rebounds, 3.1 assists and 28.3 minutes... Ranked third on the squad in 3-point field goals (93)... Led the team in scoring four times, assists four times and steals in eight games... Accounted for more than 41 percent of all Clippers bench points... Scored a season-high 19 points in the fourth quarter vs. Toronto on Jan. 22... Scored a season-high 33 points in 35 minutes at San Antonio on March 9... **2010-11 (Cleveland; L.A. Clippers):** Played in 58 games with Cleveland and the Clippers, averaging 14.0 points, 2.6 rebounds, a career-high 6.6 assists and 30.8 minutes... Averaged 13.3 points, 2.7 rebounds, 7.1 assists and 29.6 minutes in 36 games with the Cavaliers before being traded to the Clippers on Feb. 24... In 22 games with L.A., averaged 15.2 points, 2.5 rebounds, 5.6 assists and 32.9 minutes... Led the Clippers in assists 13 times and in scoring five times... **2009-10 (Cleveland):** In 69 games (68 starts) with the Cavaliers, posted averages of 15.8 points, 3.0 rebounds, 5.3 assists and 34.2 minutes... Ranked seventh in the NBA in free throw percentage (89.4%), eighth in 3-pointers made (159), ninth in 3-point percentage (42.9%) and 30th in total assists (368)... Was one of only five players in the NBA with at least 150 3-pointers and 350 assists... **2008-09 (Cleveland):** Played in 81 games (all starts) in his first season with Cleveland, averaging a career-high 17.8 points, 3.4 rebounds, 4.1 assists and 35.0 minutes... Helped lead the Cavaliers to the Eastern Conference Finals... Ranked second among Eastern Conference point guards in scoring... Shot a career-best 91.2 percent from the free throw line, which was fourth in the NBA... Cleveland was 26-5 when he scored 20-or-more points... Scored 30-plus points in five games... Joined LeBron James as the highest scoring duo in the NBA at 46.2 points per game in the regular season... Named a 2009 NBA Eastern Conference All-Star... **2007-08 (Milwaukee):** Appeared in 66 games (all starts) with Milwaukee, notching averages of 17.2 points, 3.5 rebounds, 6.3 assists, 1.18 steals and 36.5 minutes... Scored 20-plus points 15 times and 30-plus points in six games... Led the Bucks in assists a team-best 47 times and in scoring 15 times... Tallied 37 points, seven rebounds and six assists vs. Cleveland on Feb. 26... **2006-07 (Milwaukee):** Averaged 17.3 points, 4.8 rebounds, 6.1 assists, 1.25 steals and 36.4 minutes in 68 games (all starts) with Milwaukee... Led the team in assists, was second on the team in scoring and fifth in rebounds... Ranked 14th in the NBA in assists per game (6.1) and 18th in free throw percentage (85.5%)... Had eight games of 10-plus assists and four games of 10 or more rebounds... Led the team in scoring 16 times and in assists a team-high 47 times... **2005-06 (Milwaukee):** In 58 games (12 starts) with the Bucks, averaged 12.1 points, 2.5 rebounds, 4.0 assists and 26.4 minutes... Scored in double figures 36 times, including seven games of 20-plus points... **2004-05 (Milwaukee):** Notched averages of 10.2 points, 3.1 rebounds, 6.1 assists and 28.2 minutes in 80 games (all starts) with the Bucks...



Scored 10-plus points 33 times and 20 or more points seven times... Ranked 13th in the NBA with 6.1 assists per game and finished third in assists per 48 minutes with 10.3... **2003-04 (Utah):** In his rookie season with Utah, averaged 5.0 points, 1.3 rebounds, 1.3 assists and 13.5 minutes in 57 games... Scored in double figures 10 times.

PLAYOFF NOTES

Has played in 49 career playoff games (25 starts), posting averages of 12.0 points (41.6% FG, 33.6% 3-PT, 81.4% FT), 2.1 rebounds, 3.2 assists and 29.4 minutes... **2014 (Portland):** Appeared in eight games with the Trail Blazers during the 2014 NBA Playoffs, averaging 7.4 points, 1.9 assists and 1.5 rebounds in 23.4 minutes per game... **2012 (L.A. Clippers):** Appeared in 11 games with the Clippers during the 2012 NBA Playoffs, averaging 9.6 points, 1.4 assists and 20.8 minutes... Scored 20 points in Game 5 of the first round at Memphis... **2010 (Cleveland):** Played and started in 11 postseason contests with Cleveland, posting averages of 14.4 points, 3.1 rebounds, 5.4 assists and 37.4 minutes... Scored 19 points and added 10 assists in Game 1 vs. Chicago in the Eastern Conference Quarterfinals... Scored 22 points in Game 6 against the Celtics in the Eastern Conference Semifinals... **2009 (Cleveland):** In 14 playoff games (all starts) with the Cavaliers, averaged 16.3 points, 3.2 rebounds, 4.1 assists and 38.6 minutes... Scored in double figures in 13 of his 14 games... Recorded 24 points in Game 4 against Detroit in the First Round of the NBA Playoffs... Notched 24 points in a Game 5 victory over Orlando in the Eastern Conference Finals... **2006 (Milwaukee):** In five playoff games with the Bucks, averaged 7.2 points, 2.0 assists and 15.0 minutes.

COLLEGE NOTES

Played two seasons at the University of Alabama from 2001-03... Earned Third Team All-Southeastern Conference honors from the Associated Press in his two seasons with the Crimson Tide... Named the Sporting News National Freshman of the Year in 2001-02... Started all 64 games he played in during his two-year career... Averaged 13.1 points, 3.9 assists and 1.50 steals... Shot 84.7 percent from the free throw line... Was a unanimous selection for SEC Freshman of the Year in 2001-02.

PERSONAL NOTES

Full first name is "Maurice"... Older brother, Michael, played football at the United States Military Academy at West Point ...Started the Mo Williams Foundation in the summer of 2005 to benefit underprivileged kids in the state of Mississippi and assist Hurricane Katrina victims... Helped to rebuild homes and provide water and food for those in need... Loves to help out with the Boys and Girls Club and the YMCA, and also loves to take part in basketball camps for kids in Mississippi... Listens to Phil Collins "In the Air Tonight" before every game... Loves to golf (is a 10 handicap)... Favorite food is steak, cooked medium-well with Mo's special sauce... Majored in criminal justice at Alabama... Twitter handle: @mowilliams

CAREER HIGHS

Minutes	51	12/17/07	Milwaukee	at	Cleveland
Field Goals	18	02/11/09	Cleveland	vs	Phoenix
Field Goal Attempts	31	02/03/07	Milwaukee	vs	Miami
Three-Point Field Goals	7	03/09/12	L.A. Clippers	at	San Antonio (Four times)
Three-Point Attempts	12	01/27/09	Cleveland	vs	Sacramento
Free Throws	12	01/09/08	Milwaukee	vs	Miami
Free Throw Attempts	13	03/18/08	Milwaukee	vs	Miami
Offensive Rebounds	4	11/17/12	Utah	at	Washington (Two times)
Defensive Rebounds	10	12/20/06	Milwaukee	vs	Miami (Two times)
Rebounds	11	12/20/06	Milwaukee	vs	Miami
Assists	15	12/28/07	Milwaukee	at	Chicago
Steals	6	01/06/08	Milwaukee	at	Charlotte
Turnovers	9	02/03/07	Milwaukee	vs	Miami
Blocked Shots	4	04/02/10	Cleveland	vs	Atlanta
Points	44	02/11/09	Cleveland	vs	Phoenix

NBA REGULAR SEASON STATS

Year/Team	G	MIN	FIELD GOALS			3-POINT FG			FREE THROWS			REBOUNDS			AST	PF	STL	BLK	PTS	AVG
			FG	FGA	PCT	FG	FGA	PCT	FT	FTA	PCT	OFF	DEF	TOT						
03-04/UTA	57	772	115	303	.380	10	39	.256	44	56	.786	23	49	72	76	87	28	2	284	5.0
04-05/MIL	80	2254	323	737	.438	32	99	.323	136	160	.850	50	194	244	484	221	74	11	814	10.2
05-06/MIL	58	1531	267	629	.424	73	191	.382	96	113	.850	30	113	143	230	146	52	7	703	12.1
06-07/MIL	68	2472	468	1049	.446	79	228	.346	159	186	.855	54	275	329	416	201	85	6	1174	17.3
07-08/MIL	66	2410	441	919	.480	89	231	.385	166	194	.856	37	193	230	419	188	78	10	1137	17.2
08-09/CLE	81	2834	526	1126	.467	183	420	.436	208	228	.912	47	232	279	329	215	69	9	1443	17.8
09-10/CLE	69	2359	378	855	.442	159	371	.429	177	198	.894	28	178	206	368	170	70	21	1092	15.8
10-11/CLE	36	1065	178	462	.385	36	136	.265	85	102	.833	15	82	97	257	91	33	10	477	13.3
10-11/LAC	22	723	113	268	.422	43	108	.398	66	75	.880	6	50	56	123	59	20	0	335	15.2
10-11/TOT	58	1788	291	730	.399	79	244	.324	151	177	.853	21	132	153	380	150	53	10	812	14.0
11-12/LAC	52	1472	260	611	.426	93	239	.389	72	80	.900	23	76	99	160	103	51	7	685	13.2
12-13/UTA	46	1418	229	533	.430	59	154	.383	75	85	.882	24	86	110	285	105	46	9	592	12.9
13-14/POR	74	1834	280	672	.417	83	225	.369	78	89	.876	42	111	153	321	197	55	10	721	9.7
TOTALS	709	21144	3578	8164	.438	939	2441	.385	1362	1566	.870	379	1639	2018	3468	1783	661	102	9457	13.3

NBA PLAYOFF STATS

Year/Team	G	MIN	FIELD GOALS			3-POINT FG			FREE THROWS			REBOUNDS			AST	PF	STL	BLK	PTS	AVG
			FG	FGA	PCT	FG	FGA	PCT	FT	FTA	PCT	OFF	DEF	TOT						
05-06/MIL	5	75	17	34	.500	2	11	.182	0	0	---	0	3	3	10	12	1	0	36	7.2
08-09/CLE	14	541	80	196	.408	35	94	.372	33	43	.767	9	36	45	58	43	10	1	228	16.3
09-10/CLE	11	411	52	127	.409	17	52	.327	37	46	.804	3	31	34	59	35	6	2	158	14.4
11-12/LAC	11	229	41	94	.436	12	33	.364	12	13	.923	1	8	9	15	16	6	5	106	9.6
13-14/POR	8	187	22	59	.373	5	21	.238	10	11	.909	2	10	12	15	24	3	0	59	7.4
TOTALS	49	1443	212	510	.416	71	211	.336	92	113	.814	15	88	103	157	130	26	8	587	12.0



THADDEUS YOUNG | 33

FORWARD

HEIGHT 6-8

WEIGHT 221 lbs.

BIRTHDATE June 21, 1988

BIRTHPLACE New Orleans, La.

COLLEGE Georgia Tech

HIGH SCHOOL Mitchell High School (Memphis, Tenn.)

EXPERIENCE Seven years

ACQUIRED Via trade from Philadelphia on August 23, 2014

DRAFTED 2007, 1st Round (12th overall) by the Philadelphia 76ers

2013-14 SEASON

In 79 games (78 starts), averaged career-high 17.9 points, 6.0 rebounds, and career-highs of 2.3 assists and 2.11 steals in 34.4 minutes per game while shooting 45.4% from the field, 30.8% from 3-point range and 71.2% from the line... Became the first player to average at least 17.0 points, 6.0 rebounds and 2.00 steals in a season since Caron Butler in 2007-08... Ranked third in the NBA in steals (2.11 spg) and 11th in steal-to-turnover ratio (1.01)... Had 11 double-doubles, including the first point-assist double-double of his career March 14 vs. Indiana... Had 5+ assists in six of the final 27 games after doing so five times the first 489 games of his career... Scored 20+ points 29 times, including 30+ four times... Had 30+ points twice his first six seasons combined... Scored 30+ points in consecutive games Dec. 21 at Milwaukee and Dec. 28 at Phoenix, becoming first Sixer to accomplish that feat since Allen Iverson (4 games from 11/24-12/2/06)... Hit a career high 90 3FGM after shooting 2-of-12 from behind-the-arc the previous two seasons combined... Hit 3+ treys in four straight games from March 15-21.

CAREER NOTES

Acquired by the Timberwolves on August 23, 2014 from the Philadelphia 76ers along with Andrew Wiggins and Anthony Bennett from the Cleveland Cavaliers in exchange for Kevin Love, Alexey Shved and Luc Richard Mbah a Moute... Selected by the Philadelphia 76ers with the 12th overall pick in the 2007 NBA Draft... In 516 games (294 starts), averaging 13.7 points, 5.5 rebounds, 1.4 assists and 1.37 steals in 30.1 minutes per game while shooting 50.0% from the floor, 32.1% from 3-point range and 70.0% from the line... **2012-13 (Philadelphia):** In 76 games (all starts), averaged 14.8 points, career-high 7.5 rebounds, 1.6 assists and 1.75 steals in 34.6 minutes per game while shooting 53.1% from the floor, 12.5% from 3-point range and 57.4% from the line... Had 21 double-doubles... Scored in double-figures in 25 consecutive games from Nov. 20-Jan. 5... Scored 20+ points 12 times and recorded 20+ points and 14+ rebounds in the same game four times... Had more steals (133) than turnovers (90) and ranked fifth in steal-to-turnover ratio (1.48)... Ranked 10th in the NBA in steals (1.75 spg) and 16th in field goal percentage (.531)... **2011-12 (Philadelphia):** In 63 games (1 start), averaged 12.8 points, 5.2 rebounds, 1.2 assists and 1.02 steals in 27.9 minutes per game while shooting 50.7% from the floor, 1-of-4 from 3-point range and 77.1% from the line... Ranked 16th in the NBA in field goal percentage... Scored 20+ points seven times and recorded one double-double... Led all NBA reserves in offensive rebounds... Had 64 steals with 55 turnovers and would have ranked eighth in the NBA in steal-to-turnover ratio (1.16) had he qualified)... **2010-11 (Philadelphia):** Played all 82 games (1 start), averaging 12.7 points, 5.3 rebounds, 1.0 assists and 1.10 steals in 26.0 minutes per game while shooting 54.1% from the floor, 27.3% from 3-point range and 70.7% from the line... Scored 20+ points 15 times (Sixers 12-3 mark)... Ranked ninth in the NBA in field goal percentage... Recorded two double-doubles (vs. CLE on 12/7/10, vs. WAS on 2/23/11)... Had the highest point/rebound/assist total of any reserve and the second-most offensive rebounds... Ranked tied for 16th in the NBA in steals per turnover (0.91)... Finished third in voting for the Kia Sixth Man of the Year Award... **2009-10 (Philadelphia):** In 67 games (45 starts), averaged 13.8 points, 5.2 rebounds, 1.4 assists and 1.21 steals in 32.0 minutes per game while shooting 47.0% from the floor, 34.8% from 3-point range and 69.1% from the line... Missed the final 15 games of the season with a right thumb fracture after playing in each of the first 67 games... Shot 53.1% from the floor over his final 19 games played... Had six double-doubles... Scored 20+ points 14 times, including a career-high 32 points at March 7 at Toronto... **2008-09 (Philadelphia):** In 75 games (71 starts), averaged 15.3 points, 5.0 rebounds, 1.1 assists and 1.33 steals in 34.4 minutes per game while shooting 49.5% from the floor, 34.1% from 3-point range and 73.5% from the line... Scored 20+ points in seven straight games from March 18-29... Over his final 19 games played, averaged 20.3 points on 54.3% shooting... Selected to the 2009 T-Mobile Rookie Challenge and Youth Jam during All-Star Weekend... **2007-08 (Philadelphia):** In 74 games (22 starts), averaged 8.2 points, 4.2 rebounds and 0.99 steals in 21.0 minutes per game... Shot 53.9% from the floor, 31.6% from 3-point range and 73.8% from the line... As a starter, averaged 10.6 points and 5.0 rebounds in 29.2 minutes per game... Named to the NBA T-Mobile All-Rookie Second Team... Ranked second among rookie qualifiers in steals... Had the highest field goal percentage of any rookie qualifier and would have ranked tied for 10th in the NBA in FG% if he qualified... Was the second youngest player in the league to Seattle's Kevin Durant.

PLAYOFF NOTES

In 30 games (12 starts), averaging 9.7 points, 5.0 rebounds, 1.0 assists and 0.80 steals in 26.4 minutes per game while shooting 43.9% from the floor, 33.3% from 3-point range and 73.0% from the line... **2012 (Philadelphia):**



Appeared in all 13 games of Philadelphia’s run to the Eastern Conference Semifinals, averaging 7.7 points, 5.2 rebounds and 1.2 assists in 21.3 minutes per game while shooting 42.9% from the floor and 71.0% from the line. **2011 (Philadelphia):** Appeared in all five games of Philadelphia’s First Round series vs. Miami, averaging 11.4 points and 5.8 rebounds in 25.4 minutes per game while shooting 41.7% from the floor, 0-of-1 from 3-point range and 58.3% from the line... Had 20 points and 11 rebounds, including eight offensive, in Game 1... **2009 (Philadelphia):** Started all six games for the Sixers in their First Round series vs. Detroit... Averaged 12.0 points, 4.5 rebounds, 1.3 assists and 1.00 steals in 38.2 minutes per game... Scored 20 points in Game 2 at Orlando... **2008 (Philadelphia):** Started all six games for the Sixers in their First Round series vs. Detroit... Averaged 10.2 points, 4.5 rebounds and 1.17 steals in 26.7 minutes per game, while shooting 48.0% from the floor and 85.7% from the line... Had 15 points and 9 rebounds in Game 4.

COLLEGE NOTES

Started all 31 games for Georgia Tech his freshman season, scoring a team-high tying 14.4 points per game while adding averages of 4.9 rebounds, 2.0 assists and 1.29 steals in 29.6 minutes per game... Shot 47.8% from the floor, 41.9% from 3-point range and 74.3% from the line... Knocked down 39 three-pointers, including four games with three or more 3FGM... Recorded four point-rebound double-doubles... Scored 20+ points six times, including a career-high 30 in a double-overtime game vs. Wake Forest in the First Round of the ACC Tournament.

PERSONAL NOTES

Full name is Thaddeus Charles Young... Son of Lula Hall and Felton Young... His father played basketball at Jacksonville University from 1976-78 and was drafted by the NBA's Buffalo Braves... Attended Mitchell High School in Memphis and was a McDonald's All-America selection... Was a three-time All-State selection... As a senior, averaged 26.9 points, 13.8 rebounds, 4.1 assists, 4.3 steals and 3.6 blocks while leading Mitchell High School to the Class AA State Championship Game... Was a member of the National Honors Society in high school.



CAREER HIGHS

Minutes	48	12/03/13	Philadelphia	vs	Orlando
Field Goals	14	01/04/14	Philadelphia	at	Portland (Four times)
Field Goal Attempts	31	03/14/14	Philadelphia	vs	Indiana
Three-Point Field Goals	5	03/31/14	Philadelphia	at	Atlanta
Three-Point Attempts	9	03/21/14	Philadelphia	vs	New York
Free Throws	11	03/25/09	Philadelphia	vs	Minnesota
Free Throw Attempts	14	03/25/09	Philadelphia	vs	Minnesota
Offensive Rebounds	8	11/29/13	Philadelphia	vs	New Orleans (Three times)
Defensive Rebounds	11	04/12/13	Philadelphia	at	Washington (Two times)
Rebounds	16	03/02/13	Philadelphia	vs	Golden State
Assists	10	03/14/14	Philadelphia	vs	Indiana
Steals	8	01/25/14	Philadelphia	vs	Oklahoma City
Turnovers	6	03/27/14	Philadelphia	at	Houston (Three times)
Blocked Shots	4	12/26/12	Philadelphia	at	Memphis (Five times)
Points	32	03/07/10	Philadelphia	at	Toronto

NBA REGULAR SEASON STATS

Year/Team	G	MIN	FIELD GOALS			3-POINT FG			FREE THROWS			REBOUNDS			AST	PF	STL	BLK	PTS	AVG
			FG	FGA	PCT	FG	FGA	PCT	FT	FTA	PCT	OFF	DEF	TOT						
07-08/PHI	74	1554	264	490	.539	6	19	.316	76	103	.738	120	192	312	58	126	73	8	610	8.2
08-09/PHI	75	2580	475	960	.495	56	164	.341	139	189	.735	139	238	377	86	165	100	23	1145	15.3
09-10/PHI	67	2145	382	813	.470	48	138	.348	114	165	.691	130	220	350	97	133	81	15	926	13.8
10-11/PHI	82	2135	458	847	.541	6	22	.273	123	174	.707	153	281	434	82	170	90	26	1045	12.7
11-12/PHI	63	1755	348	687	.507	1	4	.250	111	144	.771	137	188	325	74	127	64	41	808	12.8
12-13/PHI	76	2629	509	958	.531	1	8	.125	108	188	.574	182	389	571	125	191	133	55	1127	14.8
13-14/PHI	79	2718	582	1283	.454	90	292	.308	163	229	.712	166	310	476	182	213	167	36	1417	17.9
TOTALS	516	15516	3018	6038	.500	208	647	.321	834	1192	.700	1027	1818	2845	704	1125	708	204	7078	13.7

NBA PLAYOFF STATS

Year/Team	G	MIN	FIELD GOALS			3-POINT FG			FREE THROWS			REBOUNDS			AST	PF	STL	BLK	PTS	AVG
			FG	FGA	PCT	FG	FGA	PCT	FT	FTA	PCT	OFF	DEF	TOT						
07-08/PHI	6	160	24	50	.480	1	5	.200	12	14	.857	15	12	27	4	7	7	0	61	10.2
08-09/PHI	6	229	31	70	.443	5	12	.417	5	6	.833	9	18	27	8	17	6	1	72	12.0
10-11/PHI	5	127	25	60	.417	0	1	.000	7	12	.583	17	12	29	4	13	4	1	57	11.4
11-12/PHI	13	277	39	91	.429	0	0	---	22	31	.710	25	43	68	15	25	7	7	100	7.7
TOTALS	30	793	119	271	.439	6	18	.333	46	63	.730	66	85	151	31	62	24	9	290	9.7



BRADY HESLIP | 3
GUARD

HEIGHT: 6-2 WEIGHT: 180 lbs. DOB: 6/19/90
PRIOR: Baylor EXPERIENCE: Rookie

Signed by the Timberwolves on Sept. 18, 2014... Hespil played for the Wolves entry in the 2014 NBA Summer League in Las Vegas, averaging 6.2 points on 61.1% shooting and 70.0% from three-point range in five games (two starts)... Undrafted in the 2014 NBA Draft... Wrapped up a four-year career at Baylor as the best shooter in school history and one of the best shooters in Big 12 history... Finished his collegiate career with 20th in scoring (1140 points), second in three-pointers (301) and first in three-point percentage (.437)... His .437 career three-point percentage is also the third-highest in Big 12 history... As a senior he connected on 118 three-pointers (T-2nd in Big 12 history) at a 46.5% rate from three-point range, the ninth-best single-season three-point percentage in Big 12 history.



KYRYLO FESENKO | 44
CENTER

HEIGHT: 7-1 WEIGHT: 304 lbs. DOB: 12/24/86
PRIOR: Ukraine EXPERIENCE: Five Years

Signed by the Timberwolves on Sept. 18, 2014... Fesenko played for the Wolves entry in the 2014 NBA Summer League in Las Vegas, averaging 8.4 points on 58.6% shooting and 5.2 rebounds per game... Originally drafted by Philadelphia with the 38th overall pick in the 2007 NBA Draft before being acquired by Utah in a draft-day trade... Appeared in 132 games with the Jazz in the first four years of his career, averaging 2.3 points on 49.8% shooting and 2.0 rebounds per game... Signed by the Pacers at the end of the 2011-12 season, appearing in three games and averaging 2.7 points and 3.0 rebounds per game... Spent 2013-14 in the NBA D-League, appearing in 25 games between Delaware and Canton and averaging 9.1 points (59.3% shooting), 6.2 rebounds and 1.3 blocks per game.



BOJAN DUBLJEVIC
FORWARD

HEIGHT: 6-10 WEIGHT: 242 lbs.
DOB: 10/24/91 COUNTRY: Montenegro

NBA CAREER NOTES: Selected by the Timberwolves with the 59th overall pick in the 2013 NBA Draft.

2013-14 SEASON: Played with Valencia BC in the Spanish basketball league Liga ACB... Appeared in 30 games during ACB season for Valencia, averaging 11.5 points and 4.8 rebounds in 20.6 minutes per game as Valencia finished 30-4 in regular season ACB play... Shot 51.8% from the field and 45.8% from three-point range... Appeared in 20 games in EuroCup play with Valencia, averaging 13.6 points and 5.7 rebounds in 22.6 minutes per game.



NEMANJA BJELICA
FORWARD

HEIGHT: 6-10 WEIGHT: 210 lbs.
DOB: 5/9/88 COUNTRY: Serbia

NBA CAREER NOTES: Acquired by the Wolves in a draft-day trade with Washington along with the draft-rights to Lazar Hayward (30th overall) in exchange for the draft rights to Trevor Booker (23rd overall) and Hamady N'Diaye (56th overall)... Selected by the Wizards with the 35th pick in the 2010 NBA Draft.

2013-14 SEASON: Played with Fenerbahce Ulker in the Turkish Basketball League... Appeared in 24 games, averaging 10.4 points, 6.1 rebounds and 2.2 assists per game... Shot 47.4% from the floor and 41.6% from three-point range.



HENK NOREL
FORWARD

HEIGHT: 6-11 WEIGHT: 212 lbs.
DOB: 9/17/87 COUNTRY: Netherlands

NBA CAREER NOTES: Selected by the Timberwolves with the 47th overall pick in the 2009 NBA Draft.

2013-14 SEASON: Played with CAI Zaragoza in the Spanish basketball league Liga ACB... After recovering from a partial rupture of the anterior cruciate ligament (ACL) in his right knee, appeared in 13 games with Zaragoza during ACB play and avraged 9.5 points and 5.6 rebounds in 19.8 minutes per game... Played in four EuroCup games, averaging 8.0 points and 3.3 rebounds per game.



PAULAO PRESTES
CENTER

HEIGHT: 6-10 WEIGHT: 265 lbs.
DOB: 2/15/88 COUNTRY: Montenegro

NBA CAREER NOTES: Selected by the Timberwolves with the 45th overall pick in the 2010 NBA Draft.

2013-14 SEASON: Played with Mogi das Cruzes in the Brazilian league, Novo Basquete Brasil... Appeared in 30 games with Mogi das Cruzes, averaging 18.7 points and 9.4 rebounds in 30.5 minutes per game... Shot 60.5% from the floor and 72.4% from the free-throw line.



LIOR ELIYAHU
FORWARD

HEIGHT: 6-9 WEIGHT: 210 lbs.
DOB: 9/9/85 COUNTRY: Israel

NBA CAREER NOTES: Acquired by the Timberwolves along with Chase Budinger in exchange for the 18th overall pick in the 2012 NBA Draft... Acquired by Houston in exchange for cash considerations in a draft-day trade with Orlando during the 2006 NBA Draft... Selected by the Magic with the 44th overall pick in the 2006 NBA Draft.

2013-14 SEASON: Played with Hapoel Jerusalem in the Israel Super League... Averaged 12.0 points and 5.3 rebounds in 29.3 minutes per game.

FRONT OFFICE





Owner	Glen Taylor
Chief Executive Officer	Rob Moor
President	Chris Wright

BASKETBALL OPERATIONS

President of Basketball Operations/Head Coach	Philip "Flip" Saunders
General Manager	Milt Newton
Assistant Coaches	Sidney Lowe, Sam Mitchell, Ryan Saunders, David Adelman
Shooting Coach	Mike Penberthey
Vice President of Basketball Operations	Rob Babcock
Director of Player Personnel	R. J. Adelman
Director of Player Programs/Scout	Calvin Booth
Manager of Basketball Administration/Salary Cap	Emmanuel "Manny" Rohan
Manager of Team Services	Kaayla Chones
Basketball Operations Administrative Assistant	Rachel Saunders
Manager of Team Travel/Facility Coordinator	Bill Hohenecker
Director of Medical Operations	Gregg Farnam
Director of Sports Performance	Koichi Sato
Director of Athletic Therapy	Mark Kyger
Assistant Athletic Trainer/Assistant of Sports Performance	David Crewe
Director of International Player Personnel/Scout	Zarko Durisic
Advanced Scout	Derek Pierce
Scouts	Milton Barnes, Jason Hervey
Manager of Basketball Technology/Head of Video Department	Brice Long
Travel Video Coordinator	Sam Newman-Beck
Equipment Manager	Clayton Wilson
Assistant Equipment Manager/Basketball Operations Assistant	Cory Johnson
Manager of Basketball Analytics/Video Scout	Matt Bollero
Basketball Operations Coordinator/Video Scout	Todd Checovich
Directory of Security	Bob Goedderz
Team Physician	Dr. Sheldon Burns
Physical Therapist	Andre Deloya
Orthopedic Surgeon	Dr. David Fischer
Custodian	Robert Burnett

ANALYTICS & RESEARCH

Vice President of Analytics & Technology	Brett Kahnke
Business Research Analyst	Kyle Burkhardt
Sr. Database Coordinator	Taylor Pope
Business Research Coordinator	Andrew Maher
Database Marketing Coordinator	Kimbyrle Braun

BASKETBALL ACADEMY

Vice President of Fan Experience & Basketball Academy	Jeff Munneke
Basketball Academy Manager	Steve Brown
Basketball Academy Sales Manager	Matt Bare
Basketball Academy Coordinator	Pat Freeman

BOX OFFICE

Sr. Box Office Manager	Eric Caulfield
Sr. Ticketing Specialist	Tony Nguyen
Ticketing Specialist	Tyler Swanson

BROADCAST

Director of Broadcast	Dan Larkin
Production Manager	Erik Nelson
Television Play-By-Play Announcer	Dave Benz
Radio Play-By-Play Announcer	Alan Horton
Radio Producer	John Focke
Sr. Graphic Designer/Editor	Joe Kronenberg
Sr. Motion Graphics Designer/Editor	Tim McDonough
Traffic and Production Assistant	Cal Soderquist
Video Producer/Editor	Noah Ferche

BUSINESS OPERATIONS

Executive Vice President & Chief Financial Officer	Roger Griffith
Vice President and General Counsel	Greg Jackson
Manager of Office Services/Executive Assistant to the CEO	Susan Eitel
Executive Assistant to President/Sales & Marketing Coordinator	Mary Bohmbach

COMMUNICATIONS & MARKETING

Sr. Vice President of Marketing & Communications/Chief Marketing Officer	Ted Johnson
Vice President of Communications	Brad Ruiter

COMMUNITY RELATIONS

Manager of Community Relations	Matt Makovec
Community Relations Coordinator	Kristin Edmundson

CREATIVE SERVICES

Director of Creative	Justin Wolocko
Senior Creative Services Manager	Henry Moore
Production Manager	John Schissel
Graphic Designers	Addie Borgh, Derrick Aviles
Top Regional Photographer	David Sherman

DIGITAL MEDIA

Director of Digital Media	Bob Stanke
Web Editor/Team Reporter	Kyle Ratke
Social Media Coordinator	Bridget Anderson
Interactive Designers/Developers	Sam Flood, Kelly Pedersen

FACILITIES DEVELOPMENT

Facilities Project Manager	Brian Kimmess
----------------------------------	---------------

FINANCE

Vice President of Finance	Peter Stene
Manager of Financial Reporting	Tim Kauppi
Accounting Manager	Marci Schwen
Sr. Accounting & Payroll Manager	J.T. Hoffman
Payroll/Ticketing Specialist	Erich Heber
Accounts Payable Clerk/Mail Room Specialist	Vicky Reynolds



GROUP EVENTS

Sr. Manager of Group Events	Mike Fuhrman
Sr. Manager of Group Programs	Jane Thede
Account Executive, Group Events	Kate LaFerriere
Account Representatives, Group Events	Emma Hassen, Alex Payne, Alex Gustafson
	Natasha Larry, Brandon McCray
Group Events Specialist	Jared Hensch

HUMAN RESOURCES

Director of Human Resources	Sianneh Mulbah
Human Resources Generalist	Kirsten Hengstler
Human Resources Assistant/Receptionist	Britney Roach

INSIDE SALES

Inside Sales Manager	Kenny Koperda
Inside Sales Associates	Patrick Brown, Troy Hopkins, Richard Millis
	Bryce Burkman, Dan Chapman, Matt Terry, David Reich, Michael Rengel

LIVE PROGRAMMING & ENTERTAINMENT

Director of Live Programming and Entertainment	Chadwick Folkestad
Game Presentation and Production Supervisor	Chris Vanderbeek
Production Coordinator	Jen Ekstrom
Dance & Performance Manager	Athenia Elie
Mascot Supervisor	Dave Warner

MARKETING

Vice President of Marketing	Kristy Badger
Marketing Account Manager	Lindsay Milne
Event Marketing Coordinator	Bjorn Westlund

MEMBERSHIP SALES

Director of Membership Sales	Jake Vernon
Manager of Membership Sales	Charlie Romans
Account Executive, Membership Sales	Jim Heinmiller
Account Representatives, Membership Sales	Kyle Burns, Alisha Cleary, Jerron Smith
	Cyle Kiger, Scott Hebert, Andrew McFerrin, Kyle Freedman

MEMBERSHIP SERVICE

Director of Membership Service	Britt Carlson
Sr. Account Executives, Membership Service	Larry Traversie, Conor Noonan
Account Executives, Membership Service	Annie Eversman, Ashley Heinlein
Account Representatives, Membership Service	Zach McGowan, Andy Voigt
Membership Service Coordinator	Kara Mirsberger

PARTNERSHIP SALES & ACTIVATION

Vice President of Partnership Sales and Activation	Steve Mullins
Director of Partnership Sales	Mike Welch
Sr. Manager of Partnership Activation	Greg Vanderwilt
Partnership Sales Managers	Lainie Gentile, Jim Buffo, David King
Partnership Sales Executive	Max Cullen
Partnership Activation Executives	Laura Shearer, Joanna Opitz, Jill Heuer, Shivani Desai

PREMIUM SEATING

Manager of Premium Seating	John Torris
Premium Sales Manager	Stanley Jackson
Sr. Account Executive, Premium Seating	Adam Skibek, Brian Palmertree

PUBLIC RELATIONS

Public Relations Manager	Aaron Seehusen
Communications Manager	Dan Bell
Public Relations Coordinator	Alex King
Corporate Communications Manager	Kylie Crull
Statistician	Paul Swanson

REVENUE STRATEGY & OPERATIONS

Director of Revenue Strategy and Operations	Laura Meyer
Client Development Manager	Chris Palaia
Sales and Service Events Manager	Laura Janquart
Sales and Service Event Coordinator	Grace Sanders
Sales Strategy and Operations Supervisor	Elizabeth Boser
Revenue Strategy and Operations Coordinator	Sam Hubble

TECHNOLOGY

Director of Technology	Justin Butler
Network Engineer	Daniel LaCoursiere

TICKET SALES & SERVICES

Sr. Vice President & Chief Revenue Officer	Ryan Tanke
Vice President of Ticket Sales & Service	Corey Breton

LYNX DEDICATED STAFF

Director of Business Operations	Carley Knox
Sr. Manager of Lynx Ticket Sales & Service	Steve Beno
Public Relations Manager	Ashley Carlson
Marketing Manager	Amy Kuehn
Community Relations Manager	Amanda Collins
Sr. Account Executive	Erin Henning
Account Executive	Taylor Adrian
Account Representatives	Matt Corners, Kayla Vopat, Emma Sandstrom, Keith Taylor, Tige Hutcheson
Fan Experience Specialists	Tara Smith, Chelsey Nelson



GLEN TAYLOR

On March 23, 1995, Glen Taylor closed the deal that made him majority owner of the Minnesota Timberwolves. He added the title of NBA owner to a list that already included international businessman, state senator, entrepreneur, philanthropist and executive of the year.

Glen Taylor is chairman and CEO of the multinational Taylor Corporation, based in Mankato, Minn. He earned a Bachelor of Science degree from Minnesota State University, Mankato. During this period, he worked part time at Carlson Wedding Service, a print shop specializing in formal invitations. After graduation he continued to work at the company, developing strategies to cut delivery time, improve service and expand offerings. Taylor purchased the company in 1975, assembled a passionate leadership team and dramatically expanded the firm's capabilities, growing it into one of the largest privately held companies in the United States. Today Taylor Corporation, based in North Mankato, includes more than 70 subsidiaries providing business and personal communications products, technologies and marketing services. Other enterprises owned by Glen are the Minneapolis Star Tribune newspaper and businesses in securities, agricultural, and medical fields.

He continued his education at the Harvard Graduate School of Business. In 1997, Mankato State University awarded Taylor their first honorary doctorate. Taylor received the degree of Honorary Doctor of Laws for his distinguished professional career and volunteer service. In October 2001, Taylor was inducted into the Minnesota State University, Mankato Hall of Distinction.

Taylor's business savvy has been recognized by Corporate Report magazine, which honored him as its Executive of the Year (1987), and the Sales and Marketing Executives of Minneapolis/St. Paul, who awarded him with their Sales Executive of the Year Award (1999). He was also inducted into the Minnesota Hall of Fame (2002) by Twin Cities Monthly Magazine.

Taylor was elected to the Minnesota Senate in 1980, where he served until 1990. He became assistant Senate minority leader in 1982. From 1984 to 1986, he served as Senate minority leader. While in the Senate, Taylor was instrumental in providing leadership in the areas of higher education, child care and economic development policies.

In October of 2008, Taylor was named chairman of the NBA's Board of Governors, a position he still holds is 2014.

Taylor and his family have provided financial assistance and participated in missions to Africa, Turkey, Egypt, China and Central America to support children.

Taylor and his wife, Becky, live in Mankato. Their children and grandchildren enjoy attending many of the Timberwolves games.

LIMITED PARTNERS

- WILLIAM F. BIEBER - Chairman of ATEK Companies, Plymouth, Minnesota. Bieber resides in Edina, Minnesota.
- JOHN BOLLERO - A retired commodity trader. A native of Decatur, Illinois, now resides in Palm Beach, Florida and Lake Geneva, Wisconsin.
- RALPH W. BURNET - Chairman of Coldwell Banker Burnet, Edina, Minnesota, and Owner and Chairman of RWB Hospitality LLC. Burnet resides in his hometown of Wayzata, Minnesota.
- R. WYNN KEARNEY, JR. - Kearney is a retired orthopedic surgeon who resides in Mankato, Minnesota, his hometown.
- TERI E. POPP - President of Minnesota Military Family Tribute and retired attorney residing in Orono, Minnesota
- WILLIAM J. (BILL) POPP - Owner/President of POPP Communications, Golden Valley, Minnesota. A native of Minneapolis, Popp resides in Orono, Minnesota.
- PHIL "FLIP" SAUNDERS - President of Basketball Operations for the Minnesota Timberwolves. Saunders resides in Wayzata, Minnesota.
- JOYCE SEXTON - President of Sexton Family Foundation. Sexton resides in Las Vegas, Nevada.
- WILLIAM SEXTON - Retired President/Owner of Old Northwest Company. Sexton resides in Las Vegas, Nevada.



ROB MOOR

Rob Moor became chief executive officer of the Minnesota Timberwolves in 2004 following 10 years as the Team's President. After assisting Glen Taylor in the purchase and reorganization of the Team, Moor was involved in securing a WNBA Franchise in 1998 with the goal of providing year-round men's and women's professional basketball in Minnesota. From 1998 to 2004 Moor managed Target Center building operations as well as both the Timberwolves and Lynx franchises, and is currently working closely with the city of Minneapolis to remodel the arena to be a modern state-of-the-art NBA and WNBA arena.

Under Moor's guidance the Franchise operates with an organizational Mission and Vision statement which focuses on six values: "To Play Hard, Play Together, Play with Passion, Think Innovatively, Have Fun and Be a Pro."

In a career that began in the film industry at MGM Studios in Culver City, Calif., Moor was involved in the merger with United Artists and the subsequent sale of the studio to Ted Turner. Following MGM, Moor worked for Turner Entertainment several years before moving to 20th Century Fox. While at Fox, Moor had the opportunity to join the National Hockey League's Los Angeles Kings, where he transitioned his entertainment career to sports. Moor worked with the Kings for seven years before moving to Minnesota to lead the Timberwolves.

In addition to being the chair of Meet Minneapolis Convention and Visitors Association, Moor enjoys volunteering and working with community organizations. Born in Geneva, Switzerland, Moor lived in Europe until he moved to the United States in 1966. Moor currently resides in Plymouth, Minn.



CHRIS WRIGHT

This season will be Chris Wright's 24th year with the Timberwolves organization and 11th as the team's president. Wright is responsible for the day-to-day business operations of the team.

He leads a senior management group that is responsible for setting the strategic direction of the business operations of the franchise. By developing a culture driven by the values of maximum effort, teamwork, passion for what we do, innovative thinking, fun and integrity, Wright and his senior management team are integrating the business and basketball operations to meet the strategic and financial goals of the team.

As president, Wright also articulates the mission for the organization, which is to provide the ultimate sports and entertainment experience at exceptional value, with unparalleled customer service, while connecting with and engaging in our community. Whether coming to the arena, watching a game on television, purchasing a ticket online, or meeting players and staff in the community, Timberwolves fans know that they are the sole focus of the organization's efforts.

Wright believes that by developing a culture that emphasizes "one team," "one voice" and "one with our community," that the Timberwolves will have the ability to achieve great things. He believes in hiring a staff that lives the company core values every day, plays hard, plays with passion, plays together, thinks innovatively, is professional and has fun.

A native of England, Wright came to the United States in 1978. Prior to joining the Timberwolves, he spent three years working for the state of Minnesota, first as a consultant working on bids for major national and international events, including the programming of the \$17.4 million National Sports Center in Blaine, Minn. Prior to that, Wright also served as general manager for two Major Indoor Soccer League Teams, the Pittsburgh Spirit (1981-86) and the Minnesota Strikers (1986-87).

Wright, who graduated from Carnegie College of Physical Education in Headingley, Leeds, Yorkshire, England, is very involved in and consults with many local charities and youth sports programs. He was elected to and serves on the board of the Minneapolis Downtown Council and the executive committee of the Minneapolis Downtown Council. He resides in Eden Prairie, Minn., with his wife Walla and daughter Christy. Wright also has two sons Ned and Jeff, and daughters-in-law Laura and Amy.



MILT NEWTON

Milt Newton is entering his second season as the Timberwolves' general manager. He will assist Flip Saunders in the evaluation and acquisition of players and in the overall management of all basketball operations for the Wolves. Before joining the Wolves, Newton spent 10 seasons with the Washington Wizards, most recently as the team's vice president of player personnel.

Prior to joining the Wizards organization, Newton was instrumental in spearheading the creation of the NBA Developmental League. In that role, he worked closely with NBA Commissioner David Stern and served as the NBADL Director of Player Personnel for three years. Newton previously spent one year as a Scout with the Philadelphia 76ers and was also the Assistant Director for the USA Basketball Men's National Team programs from 1995-99. His duties with USA Basketball included coordinating the team trials, training camps, exhibition games and team competitions for the various level National Teams, and acting as liaison for the Men's National Teams at international competitions.

Throughout his career, Newton has been active in making worldwide charitable contributions. He has been an ambassador for the NBA as a representative of the Basketball Without Borders delegation that has held clinics and camps to teach the game of basketball in Johannesburg, South Africa and Dakar Senegal. In Washington, D.C., Newton volunteered his time speaking and conducting various clinics and has previously served as a mentor for the Greentree Adolescent Program at the National Center for Children and Families. He is also a member of the Frank R. Williams scholarship committee that provides college scholarships for students at his alma mater, Calvin Coolidge Sr. High School. To recognize Newton's contributions to their territory, the Virgin Islands government recently passed a bill to re-name a basketball court and recreation facility in his honor.

In college, Newton was a starter for the 1988 University of Kansas NCAA National Championship team. He was named in 1988 to the NCAA Midwest Regional and Final Four All-Tournament teams. After serving as Team Captain and being selected as the Kansas MVP in 1989, Newton played professionally in the Continental Basketball Association for the Rockford Lightning and Grand Rapids Hoops.

Newton had a stellar playing career, first as a high school star in Washington, D.C. and then as a starter for the 1988 University of Kansas NCAA National Championship team. He was named in 1988 to the NCAA Midwest Regional and Final Four All-Tournament teams. After serving as Team Captain and being selected as the Kansas MVP in 1989, Newton played professionally in the Continental Basketball Association for the Rockford Lightning and Grand Rapids Hoops.

Born in St. Thomas, Virgin Islands, Newton and his wife, Shalaun have two children, 11-year-old daughter, Shaniya Adell, and 7-year-old son, Miles Kenneth.



PHILIP "FLIP" SAUNDERS

Phil "Flip" Saunders was named head coach of the Minnesota Timberwolves on June 6, 2014 after returning to the organization on May 3, 2013 as the team's President of Basketball Operations. Saunders was originally with the Wolves from 1995-2005 and guided the team during its most successful years, highlighted by a trip to the 2004 Western Conference Finals. Saunders remains as President of Basketball Operations and Timberwolves minority owner.

Prior to re-joining the Timberwolves, Saunders worked for ESPN as a basketball analyst for two seasons. He was named the Washington Wizards head coach on April 22, 2009 and remained with the Wizards into the 2011-12 season.

In two decades of coaching at the professional level, including 15-plus seasons in the NBA, Saunders has cemented his reputation as one of the finest coaches in the game of basketball. With a record of 638-526, he ranks 20th on the NBA all-time coaching wins chart, and his .548 winning percentage is 11th among all NBA coaches who have coached more than 1,110 games. Saunders has seven 50-win seasons to his credit as an NBA head coach, with four Conference Finals appearances in 11 postseason appearances.

Saunders joined the Wizards after leading the Detroit Pistons to a 176-70 (.715) record from 2005-08, the highest winning percentage of any coach in their franchise history. In 2007-08, the third of Saunders' three seasons with the Pistons, he guided Detroit to their third consecutive Central Division crown with a 59-23 regular season record (the second-best record in the Eastern Conference). Saunders recorded his 500th win as an NBA head coach during the 2006-07 campaign, becoming just the 26th coach in NBA history at the time to reach that mark. Saunders' first season in Detroit in 2005-06 included a record of 24-3 after 27 games, making him just the second coach in NBA history to start a season 24-3 in his first year as head coach of a new team (Bill Sharman led the Lakers to a 39-3 start in 1971-72). He became the only coach in NBA history to win Eastern Conference Coach of the Month honors for three consecutive months (November '05, December '05, January '06), and he helmed the Eastern Conference All-Star team in Houston in 2006 (as one of only six coaches in NBA history to be named head coach of the All-Star team in both the Eastern and Western Conferences). During that season, Detroit tied a franchise record for most home

victories (37), and set a franchise record for road wins (27). In three seasons in Detroit, Saunders' Pistons finished with the best record in the Eastern Conference twice (2005-06, 2006-07), and ranked in the top three of the NBA in points per game allowed each season (including a first place finish in 2007-08), showing that Saunders is equally adept at defensive scheming as he is on the offensive end.

Prior to joining Detroit, Saunders spent nine-plus years with the Minnesota Timberwolves (1995-2005), where he guided the club to eight consecutive playoff appearances and a Western Conference-best and franchise-best 58-24 record in 2003-04 -- a season that culminated in a berth in the Western Conference Finals. During his tenure in Minnesota, he won NBA Western Conference Coach of the Month honors four times (April '04, February '03, January '01, January '00) and coached the Western Conference during the 2004 NBA All-Star Game in Los Angeles. Saunders' time with Timberwolves represented the best years in the franchise's history, and placed him as the organization's all-time winningest coach. He posted a winning record in six of his nine full seasons as head coach, compiling an overall record of 411-326 (.558).

Saunders' impressive coaching resume also includes seven consecutive seasons of 30 or more victories in the CBA, two CBA Championships ('90, '92), a pair of CBA Coach of the Year honors ('90, '92) and 23 CBA-to-NBA player promotions. He ranks third all-time in the CBA with 253 career victories (253-137, .649) during stops with the Rapid City Thrillers (1988-89), La Crosse Catbirds (1989-94) and Sioux Falls Skyforce (1994-95). In September 2001, Saunders guided the United States men's basketball team to a perfect 5-0 record and a gold medal at the Goodwill Games in Brisbane, Australia.

The Cleveland, Ohio, native began his successful coaching career at Golden Valley Lutheran College, where he compiled a 92-13 record (including a perfect 56-0 mark at home) in four seasons. In 1981, he joined the coaching staff at his alma matter, the University of Minnesota, as an assistant coach where he helped the Golden Gophers to the 1982 Big Ten Championship. After five seasons at Minnesota, Saunders moved to an assistant coach position at the University of Tulsa, where he worked for two seasons before heading to the pro ranks.

Saunders, 58, was an All-America basketball player at Cuyahoga Heights High School in Cleveland. During his senior season in 1973, he was named Ohio's Class A High School Basketball Player of the Year after averaging a state-high 32.0 points per game. He continued his basketball career at Minnesota, where he teamed with Kevin McHale and started in 101 of his 103 career games.

Saunders was born February 23, 1955, in Cleveland, Ohio. He and his wife, Debbie, have four children: Ryan, Mindy and twins, Rachel and Kimberly.



SAUNDERS’ NBA COACHING RECORD

Season	Team	W	L	Pct.	W	L	Pct.	Playoff Result
1995-96	Minnesota	20	42	.323	---	---	---	---
1996-97	Minnesota	40	42	.488	0	3	.000	Reached Western Conference First Round
1997-98	Minnesota	45	37	.549	2	3	.400	Reached Western Conference First Round
1998-99	Minnesota	25	25	.500	1	3	.250	Reached Western Conference First Round
1999-00	Minnesota	50	32	.610	1	3	.250	Reached Western Conference First Round
2000-01	Minnesota	47	35	.573	1	3	.250	Reached Western Conference First Round
2001-02	Minnesota	50	32	.610	0	3	.000	Reached Western Conference First Round
2002-03	Minnesota	51	31	.622	2	4	.333	Reached Western Conference First Round
2003-04	Minnesota	58	24	.707	10	8	.556	Reached Western Conference Finals
2004-05	Minnesota	25	26	.490	---	---	---	---
2005-06	Detroit	64	18	.780	10	8	.556	Reached Eastern Conference Finals
2006-07	Detroit	53	29	.646	10	6	.625	Reached Eastern Conference Finals
2007-08	Detroit	59	23	.720	10	7	.588	Reached Eastern Conference Finals
2009-10	Washington	26	56	.317	---	---	---	---
2010-11	Washington	23	59	.280	---	---	---	---
2011-12	Washington	2	15	.118	---	---	---	---
Totals	16 Seasons	638	526	.548	47	51	.480	





SAM MITCHELL

Sam Mitchell enters his first season on Flip Saunders' coaching staff with the Timberwolves, rejoining the organization after spending 10 seasons in Minnesota as a player. Mitchell played seven seasons under Saunders during his career.

The 2006-07 NBA Coach of the Year, Mitchell brings 4+ seasons of head coaching experience to the Wolves bench, previously serving as head coach of the Toronto Raptors from 2004-08. Mitchell led the Raptors to two playoff appearances as head coach, including a 47-35 record in 2006-07, a 20-game improvement from the previous season. He has also served two stints as an assistant coach, coaching under Avery Johnson in New Jersey during 2010-11 and George Karl in Milwaukee from 2002-04.

As a player Mitchell spent 13 years in the NBA, originally selected by the Houston Rockets in the third round of the 1985 NBA Draft. He played a couple of seasons in the minor leagues and overseas before finally landing in the NBA with the Wolves in 1989-90. Mitchell spent 10 seasons in Minnesota, including averaging 12.7 points in 80 games for the Wolves during the inaugural season. He appeared in 757 games with the Wolves in his career, averaging 9.5 points and 4.0 rebounds per game. He also played three seasons with Indiana, making an Eastern Conference Finals run with the Pacers in 1994-95.

Mitchell finished his career appearing in 994 regular season games and 59 postseason contests, missing just 40 games to injury or illness throughout his career. He finished his career with averages of 8.7 points, 3.7 rebounds and 1.1 assists per game.



SIDNEY LOWE

Sidney Lowe enters his first season on Flip Saunders' coaching staff with the Timberwolves, his fourth time coaching alongside Saunders' over the years, previously serving as an assistant under Saunders in Minnesota both from 1999-2000 and 2003-05, and in Detroit from 2005-06. The Washington, D.C., native and former NBA point guard has spent eight years as a head coach and 11 years as an assistant coach in the NBA and NCAA.


Lowe's ties with Minnesota originally began in 1989-90 as a player with the organization in its inaugural season, appearing in a career-high 80 games and averaging 21.8 minutes per game. He retired after the season, remaining with the organization and spending the 1990-91 season as the team's television color analyst. The next season he became an assistant coach under then-head-coach Jimmy Rodgers, eventually being promoted to head coach midway through the 1992-93 season and remaining in the position through the 1993-94 season.

Prior to re-joining Saunders' staff, Lowe served three seasons (2011-14) as an assistant with the Utah Jazz after previously serving as the head coach at North Carolina State University (2006-11). In his first season on the sidelines, he became just the third NC State coach to win 20 games and defeat the other three North Carolina institutions in the ACC (Duke, North Carolina and Wake Forest). He is one of only four NC State coaches to have coached in the ACC Championship game in his first year.

Following five seasons as an assistant with Cleveland (1994-99) and one season with Minnesota (1999-2000), Lowe was named head coach of the Vancouver Grizzlies in June of 2000, eventually moving with the team to Memphis before stepping down shortly into the 2002-03 campaign.

As a player, Lowe was originally selected by the Chicago Bulls with the first pick of the second round (25th overall) in the 1983 NBA Draft, whom immediately traded his rights to Indiana, where he spent the 1983-84 season. In 1984-85, Lowe spent time with both the Pistons and Atlanta Hawks. Over the next three years, Lowe was a point guard in the Continental Basketball Association, leading his teams to three consecutive CBA titles. He started the 1988-89 season with the Rapid City Thrillers before signing with the Charlotte Hornets. In 1990, Lowe joined the expansion Timberwolves.

Lowe graduated from DeMatha Catholic High School in Hyattsville, Md., where he starred under Naismith Memorial Basketball Hall of Fame head coach Morgan Wooten. He received his bachelor's degree in business administration from Saint Paul's College. Lowe and his wife Cass, reside in Raleigh, N.C. Lowe has three children (Sidney Jr., Lantzen, and Lindsey).



RYAN SAUNDERS

Ryan Saunders is entering his first season as an assistant coach with the Timberwolves on Flip Saunders' staff.

A University of Minnesota graduate, Saunders spent the last five seasons as an assistant with the Washington Wizards. In Washington, he was instrumental in assisting with the preparation for upcoming opponents with extensive scouting reports and statistical analysis. Prior to his time with the Wizards, Saunders was as an assistant for a season on Tubby Smith's staff at the University of Minnesota, where he helped lead the Golden Gophers to an NCAA tournament appearance. In addition to his on-court work, Saunders helped players with their academic and social development off the court.

Before moving to the sidelines, Saunders played four seasons at Minnesota, where he was a two-time team captain, four-time scholar athlete award winner and 2006 Big Ten All-Academic selection. He earned his bachelor's degree in sport management and is currently pursuing his master's degree in applied kinesiology.

As well as his coaching experience, Saunders brings an analytical background to the Wolves coaching staff. He is the co-founder of an in-game analytical program, Gametime Concepts, which focuses on in-game analysis and statistical probabilities. Gametime Concepts is used by a number of NBA and NCAA teams.



DAVID ADELMAN

David Adelman is entering his fourth year with the Timberwolves and second as assistant coach. Adelman previously served as a player development coach on his father, Rick Adelman's staff, in Minnesota. Prior to his stint with the Timberwolves, Adelman spent the prior five seasons as head basketball coach at Lincoln High School in Portland, Ore.

Adelman went 83-53 in five seasons at Lincoln, leading the Cardinals to Portland Interscholastic district championships in the 2006-07, 2009-10 and 2010-11 seasons, while also reaching the Oregon Class 6A state championship final in 2009.

Prior to coaching at Lincoln, Adelman was an assistant coach at his alma mater, Jesuit High School in Portland, from 2001-06, helping the team win a state title in 2005. As a player, Adelman helped Jesuit win a state championship in 1999.

Adelman, 33, attended the University of Portland before joining the Jesuit staff. He is in the process of finishing a degree in history from Portland State. Adelman and his wife, Jenny, have one son: Leonard Joseph (L.J.).



MIKE PENBERTHY
SHOOTING COACH

Mike Penberthy joins the Wolves this season as the team's shooting coach.

Penberthy played in 53 games with the Los Angeles Lakers in 2000-01, averaging 5.0 points, 1.2 rebounds, 1.3 assists and shooting 39.6 percent (55-for-139) from three-point range as the Lakers won the NBA Championship. He also played in three games for the Lakers in 2001-02 before being waived. Penberthy also played professional basketball for numerous teams overseas and in the CBA and ABA in the U.S. from 1997-2008.

A native of Los Gatos, Calif., Penberthy played collegiate basketball for The Master's College in Santa Clarita, Calif., from 1993-97 where he was a two-time NAIA All-American and set the school record for most career points. Penberthy held the NAIA record for consecutive games with at least one three-pointer made, with 111, until it was broken in December 2005. He graduated in 1997 with a B.A. degree in biblical studies.

Penberthy and his wife, Wendy, have three children: sons Ty and Jaden and daughter Kate.



ROB BABCOCK
VICE PRESIDENT OF BASKETBALL OPERATIONS

Rob Babcock, who has 23 years of NBA management experience, returned to the Timberwolves in 2006 after spending two seasons as the general manager of the Toronto Raptors. This season was his first season as Vice President of Basketball Operations. In the role, he assists the President of Basketball Operations and General Manager in the day-to-day operations of the Timberwolves basketball operations department.

Babcock spent 12 years with Minnesota during his first stint with the team, the final two seasons as vice president of player personnel. Babcock served as the team's director of player personnel from 1994-2002, and two seasons (1992-94) as a scout. Babcock joined the NBA in 1987 as the director of scouting for the Denver Nuggets, where he spent five seasons before joining the Wolves.

A native of Phoenix, Babcock attended Grand Canyon College in Phoenix and helped his team to a second-place finish in the 1974 NAIA final national rankings. Babcock began his coaching career in Mexico City at The American School Foundation. He later returned to Phoenix where he coached at Greenway and Maryvale high schools. After coaching high school he served as the head coach at Phoenix College for five years. In 1982, he earned Southwest Valley Coach of the Year honors.

Rob and his wife, Laura, have two sons: Nathan and Christopher.



DEREK PIERCE
ADVANCE SCOUT

Derek Pierce is entering his first season as advance scout for the Wolves, sixth season with the team and 18th overall in the NBA. Before becoming advance scout, Pierce served as both a college and NBA personnel scout for the Wolves over the previous five seasons.

Before joining Minnesota, Pierce spent three seasons as advance scout with Washington on Eddie Jordan's staff and two seasons as advance scout in Golden State on Mike Montgomery's staff. Pierce also spent five seasons with the Indiana Pacers as video coordinator under Rick Carlisle, Isiah Thomas and Larry Bird. He got his start as a basketball ops intern with Orlando during Chuck Daly's tenure.

Pierce earned his bachelor's degree in Finance from Michigan State University before earning his master's degree in Sports Administration from Florida State University. He and his wife Madeline have two daughters, Alexandra (4) and Helena (2). They reside in Bowie, MD.



R.J. ADELMAN
DIRECTOR OF PLAYER PERSONNEL

R.J. Adelman is in his fourth year with the Timberwolves after spending the previous four seasons with the Houston Rockets. He is involved with evaluating players throughout the NBA, working with the coaching staff on game preparation and planning, and overseeing the team's statistical evaluation and analysis. Adelman also oversees the team's advance scouts and video department.

Before joining the Rockets, Adelman worked as an NBA advance scout for the Seattle SuperSonics. He also served five years as a scout for the Sacramento Kings, including the final three seasons as assistant video coordinator in the Basketball Operations Department.

He joined Maloof Sports and Entertainment after practicing law in Portland, Oregon, working in private practice and as a real estate lawyer for GMAC Mortgage.

Adelman was a four-year letterman in basketball at Willamette University in Salem, Oregon, which won the NAIA Division II National Championship in 1993. After completing his bachelor's degree in political science from Willamette in 1995, Adelman earned his law degree from the University of Oregon in 2001.



ZARKO DURISIC
DIRECTOR OF INTERNATIONAL PLAYER PERSONNEL/SCOUT

Zarko Durisic enters his 19th season with the Timberwolves organization where he heads up the team's international scouting efforts. He previously held positions with the Wolves as director of college and international player personnel, director of player personnel and head scout.

A native of Montenegro (part of the former Yugoslavia), Durisic played for the national teams of Yugoslavia at all levels (cadets, juniors and seniors). He came to the United States in 1980 and attended Wichita State University where he played with former NBA players Xavier McDaniel, Cliff Livingston and Antoine Carr. Durisic was a member of two NCAA tournament qualifiers. After graduation from Wichita State in 1984 with a degree in computer science, Durisic played professionally for 11 seasons in Slovenia, where his teams won six Slovenian national titles.

Following his playing career, Durisic coached in Slovenia where he won one national title. His 1995-96 squad included future NBA players Rasho Nesterovic and Vladimir Stepania.

Durisic and his wife, Tatjana, have two daughters: Jelena and Aleksandra.



CALVIN BOOTH
DIRECTOR OF PLAYER PROGRAMS/SCOUT

Calvin Booth enters his second season with the Timberwolves as Director of Player Programs. In this role as Director of Player Programs, Booth will cultivate one-on-one relationships with Wolves players, provide guidance to help them develop life skills, both professionally and socially, and assist in planning for life after basketball. Booth will also continue his development work with players on-court as well as his scouting duties.

Booth enjoyed a 10-year NBA playing career (1999 - 2009) with the Washington Wizards, Dallas Mavericks, Seattle Sonics, Milwaukee Bucks, Philadelphia 76ers, Timberwolves and Sacramento Kings. In 366 career games, 83 starts, the 6-11 forward/center averaged 3.3 points, 2.8 rebounds and 0.9 blocks per game. Booth played in one game for the Wolves in the 2008-09 season after being acquired in a trade with Philadelphia in the summer of 2008. Booth appeared in seven games for Sacramento in the 2008-09 season before retiring in the summer of 2009. He most recently served as a scout, both pro and collegiate, with the New Orleans Hornets in 2012-13.

Booth, a native of Reynoldsburg, Ohio, played college basketball at Penn State from 1995-99 and was Big Ten Defensive Player of the Year as a junior and All-Big Ten Second Team as a senior.

Calvin and his wife, Keisha, and their daughters, Carter (10) and Camble (4), and sons, Carey (9) and Clarke (1), reside in Minneapolis.



BRICE LONG
HEAD OF VIDEO DEPARTMENT/MANAGER OF BASKETBALL TECHNOLOGY

Brice Long enters his third season associated with the Minnesota Timberwolves and his first as Head of Video Department/Manager of Basketball Technology. In his role, Long is responsible for overseeing all technology needs within the Basketball Operations department as well as managing all video needs for the front office.

Prior to joining the Timberwolves, Long was at Arizona State as Head Manager for three years before becoming Coordinator of Basketball Technology for three years. While with the Sun Devils, Long was responsible for overseeing all video aspects as well as all technology needs within the men's basketball program. Long helped directly with the development of current NBA players James Harden and Jeff Ayres.

Long also oversaw the building of the Weatherup Center, the practice facility for both the men's and women's basketball programs.

Long graduated from Arizona State with a B.I.S. in Secondary Education and Business. He later achieved a Master's Degree in Global Technology and Development from Arizona State. He currently resides in Minneapolis.



KAAYLA CHONES
MANAGER OF TEAM SERVICES

Kaayla Chones enters her second season with the Timberwolves staff as Manager of Team Operations. In her role she handles the day-to-day activities of the basketball department, including serving as a liaison between the business department and basketball operations, carrying out NBA initiatives, and coordinating all individual business travel needs. She also assists the players with personal, professional and social development and help new players and their families with relocation and integration into the community.

Chones, the daughter of former NBA player Jim Chones, spent three seasons (2004-06) in the WNBA, playing for the Washington Mystics and Seattle Storm. In 28 career games she averaged 1.5 points and 0.8 rebounds. Chones spent the last eight years playing professionally overseas in six different countries, including the 2012-13 season in Israel where she won a league championship with Elitzur Ramla.

During the summer, Chones served as the Director of Programs for The Chones Camps for the last 11 years (2002-13). The program offers basketball camps and literacy programs with the county libraries to children all over northeast Ohio.

A native of Pepper Pike, Ohio, Chones played college basketball at North Carolina State from 1999-2004 and was a First Team All-ACC selection as a senior.




CLAYTON WILSON
EQUIPMENT MANAGER

Clayton Wilson enters his 26th season associated with the Minnesota Timberwolves, and his 23rd as the team's Equipment Manager. Wilson started with the organization working game nights for the Wolves during the team's inaugural 1989-90 season at the Metrodome, before becoming the equipment manager during the 1992-93 campaign.

In his role, Wilson's duties include managing all of the team's equipment and uniform-related matters, both at home and on the road; setting up team practices on the road; and overseeing the Wolves practice facility inside Target Center.

Wilson brings over 40 seasons of sports experience to the position, having started his career in professional sports with Major League Baseball's Minnesota Twins as a bat boy. During this time, he was on the field as the Twins captured their two World Series Championships (1987 and 1991). In 2010, Wilson was invited to dust off his bat boy uniform and return to the diamond for the Twins Old Timer's game as part of the team's 50th Anniversary Season celebration.

Wilson lives in Minneapolis with his wife, Amanda, and their children, Jack and Anna.



SAM NEWMAN-BECK
TRAVEL VIDEO COORDINATOR

Sam Newman-Beck is entering his fifth season with the Minnesota Timberwolves, sixth overall in the NBA and his first season as the team's Travel Video Coordinator. In his role, Newman-Beck will travel with the team and provide video edits on opposing teams, as well as utilizing Gametime Concepts in the team's game planning. Additionally, he will assist the coaching staff in creating scout game plans for each opponent.

Prior to joining the Wolves, Newman-Beck served as a video intern for the Boston Celtics during their NBA Finals run in the 2009-10 season. With the Celtics, Newman-Beck was responsible for breaking down opponent video for the coaching staff and overseeing the team's college video database.

Newman-Beck played basketball collegiately at Emerson College. As a senior, he was named to the National Association of Basketball Coaches (NABC) Honors Court, which recognizes student-athletes who excelled in academics. He graduated with a B.S. in Broadcast Journalism. He currently resides in downtown Minneapolis.



GREGG FARNAM
DIRECTOR OF MEDICAL OPERATIONS/HEAD ATHLETIC TRAINER

Gregg Farnam is in his 18th season with the Timberwolves, his 15th as the team's head athletic trainer and his second as Director of Medical Operations.

Farnam is responsible for all aspects of the Wolves' training room operations, including monitoring each player's physical condition and assessing/treating injuries.

During the offseason, Farnam regularly provides training services for USA Basketball and other NBA initiatives. He served as the athletic trainer for the United States Men's U19 team that brought home the silver medal at the 2007 FIBA World Championships in Nova Sad, Serbia, in July 2007, as well as the gold-medal-winning United States men's basketball team at the Goodwill Games in Brisbane, Australia, in September 2001. Most recently he served as the athletic trainer for the 2012 U.S. Select Team as well as the athletic trainer for Team USA in the 2014 FIBA Basketball World Cup. He also provided medical coverage for the women's volleyball team at the Olympic Training Center in Colorado Springs, Colo., in July 2003.

Additionally, Farnam served as the trainer for USA Basketball's National Team Mini Camp in Las Vegas during the summer of 2010, before traveling to Singapore as the head trainer for the NBA's Basketball without Borders Asia contingent. The group, which included former Wolves guard/forward Corey Brewer, worked with local players to promote the game and encourage positive social change in the areas of education, health and wellness, with an emphasis on HIV/AIDS awareness and prevention.

Farnam graduated with a bachelor's degree in sports medicine from St. Cloud State University and has a master's degree in exercise science and health promotions from California University of Pennsylvania. He is a certified member of the National Trainers Association, the National Strength and Conditioning Association and the National Academy of Sports Medicine.

Farnam and his wife, Tiffany, along with their sons, Nolan and Maximilian, and daughters, Mae, Ella, Clare and Philomena reside in Rogers, Minn.



KOICHI SATO
DIRECTOR OF SPORTS PERFORMANCE

Koichi Sato is in his second season on the Timberwolves athletic training staff as Director of Sports Performance.

Sato comes to the Wolves from the Washington Wizards where he was the team's Rehabilitation Coordinator/Assistant Athletic Trainer since 2008. Prior to joining Wizards, Sato worked as athletic trainer/performance specialist for Levi Jones of Cincinnati Bengals in 2007-08 and at Athletes' Performance from 2006-07. From 1997 to 2006, Sato was a graduate assistant then assistant athletic trainer at Arizona State University (ASU) covering various sports, spending the last four seasons with the Sun Devils' men's basketball program. Sato also was a faculty associate at ASU's Kinesiology Department and taught advanced athletic training courses. Sato was a head athletic trainer for Bristol White Sox in 1999.

A son of Kazuko and Kazushi Sato from Koriyama, Japan, Sato graduated from Tokyo International University in 1993 with a B.A. in International Study/Soviet & Eastern European Studies. He then graduated from Eastern Illinois University in 1997 with a B.S. in Physical Education/Athletic Training and graduated from Arizona State University with a M.S. in Exercise Science/Biomechanics.

Sato is active speaking in sports medicine & performance conferences and workshops, as well as providing sport performance clinics for youth athletes.

He is a member of the National Athletic Trainers' Association and a board member of the Japan Athletic Trainers' Organization (JATO). Sato received the President's Challenge Award from JATO in 2007.




MARK KYGER
DIRECTOR OF ATHLETIC THERAPY

Mark Kyger enters his second season on the Wolves athletic training staff as the team's Director of Athletic Therapy. Kyger plays an integral role in the health care of the Timberwolves players. Kyger comes to the Wolves from Arizona State University where he was the Sun Devils' Rehabilitation Coordinator, providing physical therapy and athletic training for athletes in the school's 21 varsity sports since 2007. Prior to that, Kyger was employed by Physiotherapy Associates in Tempe, Ariz., from 2005-07 where he specialized in sports therapy.

Kyger received an undergraduate degree in Human Performance and Wellness from Mesa State College and received a Doctorate of Physical Therapy from Regis University Ruekert-Hartman School for Health Care Professions. He also is a Certified Orthopedic Manual Therapist from the Ola Grimsby Institute. Kyger is a member of the American Physical Therapy Association, National Athletic Trainers' Association, National Strength and Conditioning Association and is a Corrective Exercise Specialist/Performance Enhancement Specialist through the National Academy of Sports Medicine.

A native of Greeley, Colorado, Kyger played college basketball at Mesa State, earning four letters and serving as the team's co-captain in 2000-01. Kyger and his wife, Melinda, have one son, Kaedyn (born in 2014) and two daughters, Lexie (5) and Kayla (2).



DAVE CREWE
ASSISTANT ATHLETIC TRAINER/ASSISTANT OF SPORTS PERFORMANCE

Dave Crewe is in his fifth season with the team and third as Assistant Athletic Trainer and Assistant of Sports Performance. In his position, Crewe is responsible for assisting in daily treatment and rehabilitation of the players, and working with the strength and director of sports performance on program development.

Prior to his time with the Timberwolves, Crewe spent three years with the NFL's Kansas City Chiefs, working in the team's athletic training department.

Crewe received his bachelor's degree in Exercise Sports Science -Athletic Training in 2008 from the University of Wisconsin-La Crosse. The Twin Lakes, Wisconsin, native obtained his masters degree in Rehabilitative Sciences from California University of Pennsylvania.

Crewe resides in Minneapolis.

Memberships:

NATA (National Athletic Trainers' Association)
NSCA (National Strength and Conditioning Association)

Additional Certifications:

NASM (National Academy of Sports Medicine): Performance Enhancement Specialist
Corrective Exercise Specialist



DR. SHELDON BURNS
VICE PRESIDENT, TEAM MEDICAL SERVICES

Dr. Sheldon Burns enters his 26th season as the Timberwolves' medical director, and his seventh as Vice President, Team Medical Services. A doctor at Edina Family Physicians, Burns is a Board Certified Specialist in Family Practice, Emergency Medicine and Sports Medicine. His duties with the Timberwolves include serving as team physician, coordinating medical care and assisting in other club medical matters.

For his work with numerous NBA teams, Burns was named the National Basketball Trainers Association 2005 NBA Physician of the Year. Burns is also the team physician for the National Football League's Minnesota Vikings and Medical Director for the WNBA's Minnesota Lynx and the National Hockey League's Minnesota Wild. He has been the team physician on four Gold Medal teams in three different Olympic

Games, including the Men's and Women's USA Basketball Teams in Beijing in 2008. He was also the head physician for the U.S. team in the World University Games in Bangkok, Thailand in 2007. Additionally, he has served as tournament physician for the Minnesota State High School League.

Burns is a Clinical Professor at the University of Minnesota Medical School and is active in teaching at the Minnesota Orthopedic Sports Medicine Institute and the TRIA Orthopaedic Center. He has been a Deputy Medical Commissioner of the International Olympic Committee and has worked in various roles in 10 Olympic Games. Burns, a native of Grand Meadow, Minn., and a summer resident of Nisswa, Minn., received his undergraduate degree from Hamline University and earned his medical degree in 1974 from the University of Minnesota Medical School. He resides in Edina and has two children, Alicen and Evan, who live in Minneapolis.



DR. DIANE DAHM
ORTHOPEDIC SURGEON

Diane Dahm is in her first season as orthopedic surgeon for the Timberwolves and her 16th year of practice at the Mayo Clinic, where she is a Professor of Orthopedic Surgery. She is an author of two books on Sports Conditioning and Fitness, and has published over 100 research articles and book chapters on various Orthopedic and Sports Medicine-related topics.

Dr. Dahm's work in sports medicine began as an undergraduate Student Athletic Trainer at Wake Forest University. She then graduated from the University of Virginia Medical School and went on to an Orthopedic Surgery Residency at the Mayo Clinic. Before joining the Mayo Clinic staff in 1998, she spent a year in Minneapolis as a sports medicine fellow at the Minneapolis Sports Medicine Center.

During her time at Mayo, Dr. Dahm has served as a team physician for the Rochester Skeeters IBA basketball team, the Minnesota Chill Professional volleyball team, and, most recently, the Minnesota Twins Major League Baseball team. She has traveled as a team physician with the 2012 USA Basketball Mens U-17 World Championship Team and with the USA Basketball Womens National Team during their 2012 pre-Olympic training.

Dr. Dahm resides in Byron, Minn., with her husband Jay Smith and her two sons, Jett and Miles.



ROGER GRIFFITH
EXECUTIVE VICE PRESIDENT & CHIEF FINANCIAL OFFICER

Roger Griffith joined the Timberwolves in 1994 as Executive Vice President and CFO. In this role, he is responsible for all finance, accounting, risk management, box office and budgeting for the organization.

In 1999, Griffith added the duties of Chief Operating Officer of the WNBA's Minnesota Lynx to his responsibilities, and transitioned to Executive Vice President of the Lynx prior to the 2009 WNBA season. In this role Griffith has acted as the architect of one of the most talented teams in the league, building a roster with hometown favorite Lindsay Whalen and superstars Maya Moore and Seimone Augustus. Under Griffith's leadership, the Lynx have posted one of the most impressive four-year stretches in WNBA history, winning two WNBA championships and three Western Conference championships. From 2011-14, the Lynx also became the first team in WNBA history to string together four consecutive 25+ win seasons.

Prior to coming to the Timberwolves, Griffith gained a variety of experience in public and private industry. He previously worked for Taymark, a Taylor Corporation company, as division manager of the ad specialty direct mail division. He also worked for Northwest Airlines as the director of internal audit and spent time with a public accounting firm.

A native of Shakopee, Minn., Griffith graduated magna cum laude from Augsburg College in 1984 with a degree in business administration with a concentration in accounting. In 1988, he earned his MBA in general management from the University of Minnesota. Griffith resides in Eagan, Minn., with his wife, Jean, and daughters, Emma and Abby.



GREG JACKSON
VICE PRESIDENT & GENERAL COUNSEL

Greg Jackson served as co-lead counsel on the acquisition of the Timberwolves by Glen Taylor and following consummation of the acquisition was appointed Vice President and General Counsel for the Timberwolves. He is responsible for oversight of all legal matters affecting the team including executive, coach, and player contracts and the management of legal counsel representing the team.

Jackson has worked with and represented Glen Taylor and his companies in various capacities for more than almost 30 years and currently also serves as Executive Vice President of Taylor Corporation and its subsidiaries.

Jackson is an honors graduate of both Pillsbury College (Owatonna, MN) and the University of Minnesota Law School (Minneapolis, MN) and currently serves on the Board of Directors of the Minnesota Chamber of Commerce and the Bethany College Advisory Board.



PETER STENE
VICE PRESIDENT OF FINANCE

Pete Stene is entering his 12th season with the Wolves and third as Vice President of Finance, having served as director of finance prior to his promotion in 2012. Stene oversees day-to-day operations of the accounting and box office departments directing financial policies and practices in the areas of general accounting, budgeting, audit, tax and league reporting.

Prior to joining the Timberwolves, Stene spent seven years working for Target Center Arena's various management companies (Midwest Entertainment Group, Clear Channel Entertainment, sfx Entertainment, and Ogden entertainment) as its director of finance. Prior to that, he spent time in private industry as controller for a Minneapolis-based law firm.

A native of Lindstrom, Minn., Stene is an honors graduate from the University of Minnesota-Duluth with degree in Business Administration, and earned his MBA in Finance from the University of St. Thomas. He resides in Minneapolis, Minn., with his wife, Becki.



TED JOHNSON
SENIOR VICE PRESIDENT OF MARKETING & COMMUNICATIONS/CHIEF MARKETING OFFICER

Ted Johnson enters his 12th season with the Minnesota Timberwolves and Minnesota Lynx, having served as vice president of communications prior to his promotion to senior vice president of marketing & communications/chief marketing officer (CMO) in 2007. Johnson oversees the strategic direction of ten departments spanning 21 different disciplines that include: analytics & research, community relations, digital media, marketing, public relations, FastBreak Foundation and the teams' radio and television broadcasts. Johnson has also lead the team's public affairs efforts since 2010 -including the drive to renovate Target Center.

Entering the 2014-15 season, Johnson continues to lead the teams' efforts around the design and development of the \$97 million dollar arena renovation project that is scheduled to be completed by fall of 2016. He also continues to lead the development of a state-of-the-art training center and corporate headquarters at Mayo Clinic Square which is due to be completed in the spring of 2015.

Prior to his joining the Wolves, Johnson spent more than a decade managing dynamic, multifaceted campaigns for clients, policy issues and political candidates. As a director with public relations agency Weber Shandwick, Johnson co-directed the Minnesota Department of Health's national award-winning teen anti-tobacco campaign. In addition, he conducted numerous training sessions and workshops for public health organizations and others, focusing on social marketing and effective empowerment strategies.

Before joining Weber Shandwick, Johnson spent eight years in government service and political campaign management. He served as deputy campaign manager for Hubert H. Humphrey III's 1998 gubernatorial campaign and held management roles in other national, statewide and legislative campaigns in Minnesota. Johnson also spent time between 1994 and 1996 on the White House advance staff organizing official visits for President Bill Clinton and First Lady Hillary Clinton.

Johnson is an honors graduate from the University of Minnesota-Duluth with degrees in political science and history. He is active in the Twin Cities community having served on the boards of Ronald McDonald House Charities and Athletes Committed to Education Students (ACES) and currently serves on the board of the Minneapolis Chamber of Commerce, the Warehouse Business District and 2020 Partners. He is also active in Twin Cities Dunkers, Norway House and a regular mission member for Serving Our Troops domestic and overseas events.

A native of Coon Rapids, Minn., Johnson, his wife, Lisa, son, Thor, and daughter, Greta, reside in Vadnais Heights, Minn.



BRAD RUITTER
VICE PRESIDENT OF COMMUNICATIONS

Brad Ruitter joined the Timberwolves organization on August 1, 2013 as the team's vice president of communications. In this position, he is responsible for providing leadership and strategic direction to the public relations, broadcast and community relations departments.

Ruitter has more than 20 years of experience in the public relations and sports industries. He began his career as an intern and ultimately the Associate Director of Media Relations for the University of Minnesota Athletics Department, a position he held for nearly eight years. Ruitter then served five years as Director of Communications for the Minnesota Twins where he led the team's media relations efforts and communications strategies.

Ruitter has gained valuable non-sports leadership experience in tenures as Director of Communications and Marketing for the Minnesota Bankers Association and Group Manager for the public relations firm Weber Shandwick. In addition, Ruitter has worked as an independent media consultant, implementing public relations, communications, and media training programs for a variety of local and regional organizations. He has also done contract editorial work for the Minnesota State High School League (MSHSL) at Prep Bowl and state basketball, hockey, and baseball tournaments.

A native of Clara City, Minn., Ruitter graduated from the Northwestern College (Minn.) with a degree in sports management. Ruitter volunteers his time serving as Vice President of the Eagan Athletic Association, where he also coaches youth travel baseball and basketball. He is also actively involved at Peace Church in Eagan as a Sunday School teacher and a member of the outreach/promotion team. Ruitter represents the Timberwolves and Lynx organizations on the Board of Directors for ACES (Athletes Committed to Educating Students), an organization which works to help students in Minneapolis and St. Paul Public Schools overcome academic achievement and opportunity gaps.

Ruitter and his wife Sara, son Griffin (11), and daughter Meredith (9), reside in Eagan, Minn.



KRISTY BADGER
VICE PRESIDENT OF MARKETING

Kristy Badger is entering her second season with the Timberwolves as the team's Vice President of Marketing where she is responsible for all marketing and branding initiatives for the team. Badger oversees the creative services, event marketing and digital media departments. She also oversees the Wolves' agency relationships and provides strategic oversight of the team's retail operations through Adidas.

Badger came to the Wolves from Modern Climate, an experience agency where she was an Engagement Director. In this position, Badger helped enlighten clients of the best way for consumers to engage with their brands.

Badger has more than 17 years of brand-wide strategic planning and leadership. Prior to working at Modern Climate, her advertising agency tenure includes Martin|Williams, Carmichael Lynch, Colle+McVoy and EURO RSCG Worldwide. Her brand experience features a depth of diverse client experience, ranging from retail to technology and general consumer to pharmaceuticals. Notable brands she has worked with include Intel, Jamba Juice, Payless Shoes, Kodak, Harley-Davidson Motor Clothes, Pfizer Animal Health and Sun Valley Ski Resort.

A native of Utah, Badger received her communications and advertising degree from the University of Utah. She currently resides in St. Louis Park with her husband, Keeth, their daughter, Emery (5), and dog, MacKubin.



BRETT KAHNKE
VICE PRESIDENT OF ANALYTICS & TECHNOLOGY

Brett Kahnke is entering his second season as Vice President, Analytics & Technology. Brett began his Timberwolves career in September of 2011, serving as Director of Analytics & Research.

Kahnke oversees the Business Analytics function across the Timberwolves & Lynx organizations, as well as the Information Technology department. His team is focused on improving efficiency and decision-making tools at all levels. In this role, he oversees the Wolves and Lynx database marketing function, market research, sales & marketing automation, forecasting, modeling and reporting.

A native of Madison Lake, Minn., Kahnke graduated from The George Washington University with a degree in Marketing. The Timberwolves are the first sports-related organization he has worked with following a career in Marketing & Operations roles, most recently as Director of Marketing Operations for Lawson Software in St. Paul.

Kahnke resides in Champlin, Minn., with his wife, Ximena, and their two children, Victoria (8) and Xavier (5).



RYAN TANKE
SENIOR VICE PRESIDENT OF SALES & SERVICE/CHIEF REVENUE OFFICER

Ryan Tanke is entering his second season as Chief Revenue Officer and Sr. Vice President after serving six seasons as Sr. Vice President of Tickets and Premium Seating. Tanke has also served as Vice President of Tickets and Premium Seating and prior to that, held the title of Manager of Suite Sales and Marketing.

In his current role, the LaCrosse, Wisc., native is responsible for all of the organization's sales and service initiatives including oversight of its corporate partnerships, ticket sales and premium seating. Under Tanke's leadership, the Timberwolves had a 51% increase in the full season ticket base and generated the highest overall attendance since the 2006-07 season. The team also ranked near the top of the NBA in new full season tickets and overall attendance growth. The main objective of his departments is to deliver an experience and service that continually exceeds the expectations of his clients and fans.

In March 2011, Tanke was selected as one of this year's Minneapolis St. Paul Business Journal's 40 under 40, a list which honors young, successful professionals in the Twin Cities. Tanke was also a featured speaker at the Sports Facilities & Franchises Ticketing Symposium in May 2011 on the industry-changing topic of Dynamic Pricing. In February 2011, the Timberwolves were the first team in the local market to successfully launch this fan-friendly pricing model and was highlighted as a best practice among the professional leagues.

Tanke started with the organization in 1997 as an assistant account executive. He has also held the positions of ticket sales executive, community basketball manager, manager of inside sales and corporate sales manager. Additionally, he spent time as the director of ticket and suite sales for the NFL's San Diego Chargers. Tanke received his marketing degree from St. Mary's University in Winona, MN, and currently resides in Mound, Minn.



COREY BRETON
VICE PRESIDENT OF SALES & SERVICE

Corey Breton is entering his second season with the Timberwolves as the team's Vice President of Sales and Service. In this position, Breton oversees all new and renewal sales of suites, memberships and group sales.

Breton previously worked for the Atlanta Hawks from December 2006 to July 2013 as the team's Senior Director of Sales and Services where he oversaw all new and renewal sales of premium seating, Memberships and group sales. Prior to that, Breton worked as a New Seasons Account Executive with the Phoenix Suns from June 2004 to December 2006.

Breton graduated from Western Michigan University with a major in Advertising & Promotions and a minor in Accounting. He also received his Professional Masters Sports Administration degree from in Ohio University in April 2014.

Breton is active in National Sports Forum, Baylor S3 Program, National Association of Collegiate Directors of Athletics and collegiate sales training programs.

A native of Jackson, Michigan, Breton currently resides in Minneapolis.



JEFF MUNNEKE
VICE PRESIDENT OF FAN EXPERIENCE & BASKETBALL ACADEMY

Jeff Munneke is the Timberwolves' employee with the longest tenure, having been hired on June 20, 1988. Munneke has served in a number of different roles during his time with the Wolves, most recently becoming the organization's vice president of fan experience and basketball academy in 2012. Previously he had become the team's vice president of client development in 2004 following a year as executive director of fan relations and 12 years as the organization's director of ticket sales.

Munneke oversees all aspects of fan experiences, which includes serving as the primary contact for all fan interactions with a focus on Wolves season ticket holders and being the liaison with all Target Center vendors. Munneke has also overseen community youth basketball, now known as the Timberwolves and Lynx Basketball Academy, for 17 seasons, and earned a distinguished service award from the Minnesota Basketball Coaches Association (MBCA) in 2007, as well as being inducted into the MBCA Hall of Honor in October of 2011.

A native of Lake City, Minn., Munneke graduated from Huron University, where he earned a degree in communications and was captain of the basketball team. Munneke broke into the sports industry as a sales representative in 1987 for the Minnesota Strikers, a Major Indoor Soccer League team.

Munneke and his wife, Julie, reside in Champlin, Minn., with their daughter, Megan (14). Their son, Ty (22), works for Nike Golf in Portland, Ore.



STEVE MULLINS
VICE PRESIDENT OF CORPORATE PARTNERSHIPS, SALES AND ACTIVATION

Steve Mullins is entering his second season as Vice President of Corporate Partnerships, Sales and Activation for the Minnesota Timberwolves and Lynx. In his role, Mullins is responsible for leveraging the renovation of Target Center and Mayo Clinic Square to create a sustainable corporate model that not only brings value to the partners but also enhances the experience for all Timberwolves and Lynx fans.

Mullins started his sports career in 2004, selling sponsorships for CBS Sports Properties, the multimedia rights holder for Arizona State University Athletics. In his position, Mullins was part of a group that packaged stadium signage with television, radio, print, digital, promotion and hospitality for local and regional business looking to connect with students, alumni and fans of ASU. During his time with the organization, they grew corporate revenue by 50%, while also creating new branding and activation platforms throughout Sun Devil Stadium.

In 2007, Mullins transitioned to the Arizona Diamondbacks as the Director of Corporate of Partnerships. In his new position he focused on selling sponsorships and operating under the philosophy that "less was more", selling fewer, more impactful relationships with mutually beneficial brands. In his first season, the Diamondbacks experienced double-digit growth while cutting the number of partners in half. Still leading with traditional assets, they also began to customize packages with unique platforms that brought their partner's mission and values to life. During his time in that position, the Diamondbacks grew corporate revenue by 48% despite the increasingly challenging Arizona economy.

In 2010, Mullins was promoted to Vice President of Corporate Partnerships where he led both the sales and activation teams, preserving the same vision developed three years prior. From 2011 to 2013, the D-backs increased corporate revenue by an additional 13% while also hosting the 2011 MLB All Star Game, 2013 World Baseball Classic as well as opening the doors to their new spring training facility, Salt River Fields at Talking Stick.

Mullins received a Bachelor's degree in Marketing from Utah State University in 2003. He and his wife, Ashley, live in Minneapolis with their daughter, Harper.



BASKETBALL OPERATIONS



FLIP SAUNDERS
President of Basketball
Operations & Head Coach



MILT NEWTON
General Manager




DAVID ADELMAN
Assistant Coach



SIDNEY LOWE
Assistant Coach



SAM MITCHELL
Assistant Coach



RYAN SAUNDERS
Assistant Coach



MIKE PENBERTHY
Shooting Coach



ROB BABCOCK
VP of Basketball Operations



R.J. ADELMAN
Director of Player Personnel



CALVIN BOOTH
Director of Player
Programs/Scout



EMMANUEL ROHAN
Manager of Basketball
Administration/Salary Cap



KAAYLA CHONES
Manager of Team Services



RACHEL SAUNDERS
Basketball Operations
Administrative Assistant



BILL HOHENECKER
Manager of Team Travel/
Facility Coordinator



GREGG FARNAM
Director of Medical
Operations



KOICHI SATO
Director of Sports
Performance



MARK KYGER
Director of Athletic Therapy



DAVID CREWE
Ast. Athletic Trainer/Ast. of
Sports Performance



DEREK PIERCE
Advance Scout



MILTON BARNES
Scout




JASON HERVEY
Scout



ZARKO DURISIC
Director of International
Player Personnel/Scout



BRICE LONG
Manager of Basketball
Technology



SAM NEWMAN-BECK
Travel Video Coordinator



MATT BOLLERO
Manager of Basketball
Analytics/Video Scout



TODD CHECOVICH
Basketball Operations
Coordinator/Video Scout



CLAYTON WILSON
Equipment Manager



CORY JOHNSON
Ast. Equipment Manager/
Basketball Operations Ast.



BOB GOEDDERZ
Director of Security



DR. SHELDON BURNS
Team Physician



DR. DAVID FISCHER
Orthopedic Surgeon



DR. DIANE DAHM
Orthopedic Surgeon



ROBERT BURNETT
Custodian



ANALYTICS & RESEARCH



BRETT KAHNKE
VP of Analytics & Technology



KYLE BURKHARDT
Business Research Analyst



TAYLOR POPE
Sr. Database Coordinator



ANDREW MAHER
Business Research Coordinator



KIMBRYLE BRAUN
Database Marketing Coordinator

BASKETBALL ACADEMY



JEFF MUNNEKE
VP of Fan Experience & Basketball Academy



STEVE BROWN
Basketball Academy Manager



MATT BARE
Basketball Academy Sales Manager




PAT FREEMAN
Basketball Academy Coordinator

BOX OFFICE



ERIC CAULFIELD
Sr. Box Office Manager



TONY NGUYEN
Sr. Ticketing Specialist



TYLER SWANSON
Ticketing Specialist

BROADCAST



DAN LARKIN
Director of Broadcast



ERIK NELSON
Production Manager



DAVE BENZ
Television Play-By-Play Announcer



ALAN HORTON
Radio Play-By-Play Announcer



JOHN FOCKE
Radio Producer



JOE KRONENBERG
Sr. Graphic Designer/Editor



TIM MCDONOUGH
Sr. Motion Graphics Designer/Editor



CAL SODERQUIST
Traffic & Production Coordinator



NOAH FERCHE
Videographer/Editor

BUSINESS OPERATIONS



ROGER GRIFFITH
Executive VP & Chief Financial Officer



GREG JACKSON
VP & General Counsel



SUSAN EITEL
Manager of Office Services/
Executive Ast. to the CEO



MARY BOHMBACH
Executive Ast. to President/
Sales & Marketing Coordinator

COMMUNICATIONS & MARKETING



TED JOHNSON
Sr. VP of Marketing & Communications/
Chief Marketing Officer



BRAD RUTTER
VP of Communications



COMMUNITY RELATIONS



MATT MAKOVEC
Manager of Community Relations



KRISTIN EDMUNDSON
Community Relations Coordinator

CREATIVE SERVICES




JUSTIN WOLOCKO
Director of Creative



HENRY MOORE
Senior Creative Services Manager



JOHN SCHISSEL
Logistics Manager



ADDIE BORGH
Graphic Designer



DERRICK AVILES
Graphic Designer



DAVID SHERMAN
Top Regional Photographer

DIGITAL MEDIA



BOB STANKE
Director of Digital Media



KYLE RATKE
Web Editor/Team Reporter



BRIDGET ANDERSON
Social Media Coordinator



SAM FLOOD
Interactive Designer/Developer



KELLY PEDERSEN
Interactive Designer/Developer

FACILITES DEVELOPMENT



BRIAN KIMMES
Facilities Project Manager

FINANCE



PETER STENE
VP of Finance



TIM KAUPPI
Manager of Financial Reporting



MARCI SCHWEN
Accounting Manager



J.T. HOFFMAN
Sr. Accounting & Payroll Manager



ERICH HEBER
Payroll/Ticketing Specialist



VICKY REYNOLDS
Accounts Payable Clerk/Mail Room Specialist

GROUP EVENTS



MIKE FUHRMAN
Sr. Manager of Group Events



JANE THEDE
Sr. Manager of Group Programming



KATE LAFERRIERE
Account Executive



ALEX GUSTAFSON
Account Representative



EMMA HASSEN
Account Representative



NATASHA LARRY
Account Representative



BRANDON MCCRAY
Account Representative



ALEX PAYNE
Account Representative



JARED HENSCH
Group Events Specialist



HUMAN RESOURCES



SIANNEH MULBAH
Director of Human Resources



KIRSTEN HENGSTLER
Human Resources Generalist



BRITNEY ROACH
Human Resources Ast./ Receptionist

INSIDE SALES



KENNY KOPERDA
Inside Sales Manager



PATRICK BROWN
Inside Sales Associate



BYRCE BURKMAN
Inside Sales Associate



DAN CHAPMAN
Inside Sales Associate



TROY HOPKINS
Inside Sales Associate



RICHARD MILLIS
Inside Sales Associate



DAVID REICH
Inside Sales Associate



MICHAEL RENGEL
Inside Sales Associate



MATT TERRY
Inside Sales Associate

LIVE PROGRAMMING & ENTERTAINMENT



CHADWICK FOLKESTAD
Director of Live Programming & Entertainment



CHRIS VANDERBEEK
Game Presentation & Production Supervisor



JENNIFER EKSTROM
Production Coordinator



ATHENIA ELLIE
Danve & Performance Manager



DAVE WARNER
Mascot Supervisor

MARKETING



KRISTY BADGER
VP of Marketing



LINDSAY MILNE
Marketing Account Manager



BJORN WESTLUND
Event Marketing Coordinator



MEMBERSHIP SALES



JAKE VERNON
Director of Membership
Sales



CHARLIE ROMANS
Manager of Membership
Sales



JIM HEINMILLER
Account Executive



KYLE BURNS
Account Representative



ALISHA CLEARY
Account Representative



KYLE FREEDMAN
Account Representative



SCOTT HEBERT
Account Representative



CYLE KIGER
Account Representative



ANDREW MCFERRIN
Account Representative

MEMBERSHIP SERVICE



JERRON SMITH
Account Representative




BRITT CARLSON
Director of Membership
Service



LARRY TRAVERSIE
Sr. Account Executive



CONOR NOONAN
Sr. Account Executive



ANNIE EVERSMAN
Account Executive



ASHLEY HEINLEIN
Account Executive



ZACH MCGOWAN
Account Representative



ANDY VOIGT
Account Representative



KARA MIRSBERGER
Membership Service
Coordinator

PARTNERSHIP SALES & ACTIVATION



STEVE MULLINS
VP of Partnership
Sales & Activation



MIKE WELCH
Director of
Partnership Sales



GREG VANDERWILT
Sr. Manager of Partnership
Activation



JIM BUFFO
Partnership Sales
Manager




LAINIE GENTILE
Partnership Sales
Manager



DAVID KING
Partnership Sales
Manager



MAX CULLEN
Partnership Sales
Executive



SHIVANI DESAI
Partnership Activation
Executive



JILL HEUER
Partnership Activation
Executive

PREMIUM SEATING



JOANNA OPITZ
Partnership Activation
Executive



LAURA SHEARER
Partnership Activation
Executive



JOHN TORRIS
Manager of Premium
Seating



STANLEY JACKSON
Premium Sales Manager



ADAM SKIBEK
Sr. Account Executive



BRIAN PALMERTREE
Sr. Account Executive



PUBLIC RELATIONS



AARON SEEHUSEN
Public Relations Manager



DAN BELL
Communications Manager



ALEX KING
Public Relations
Coordinator



KYLIE CRULL
Corporate Communications
Manager



PAUL SWANSON
Statistician

REVENUE STRATEGY & OPERATIONS



LAURA MEYER
Director of Revenue Strategy
& Operations



CHRIS PALAIA
Client Development
Manager



LAURA JANQUART
Sales & Service Event
Manager



GRACE SANDERS
Sales & Services Event
Coordinator



ELIZABETH BOSER
Sales Strategy & Operations
Supervisor



SAM HUBBLE
Revenue Strategy &
Operations Coordinator

TECHNOLOGY



JUSTIN BUTLER
Director of Technology



DANIEL LACOURSIERE
Network Engineer

TICKET SALES & SERVICES



RYAN TANKE
Sr. VP & Chief Revenue
Officer



COREY BRETON
VP of Ticket Sales & Service

LYNX DEDICATED STAFF



CARLEY KNOX
Director of Business Operations



STEVE BENO
Sr. Manager of Lynx Ticket Sales & Service



ASHLEY CARLSON
Public Relations Manager



AMY KUEHN
Marketing Manager



AMANDA COLLINS
Community Relations Manager



ERIN HENNING
Sr. Account Executive



TAYLOR ADRIAN
Account Executive



MATT CORNERS
Account Representative



TIGE HUTCHESON
Account Representative



EMMA SANDSTROM
Account Representative



KEITH TAYLOR
Account Representative



KAYLA VOPAT
Account Representative



CHELSEY NELSON
Fan Experience Specialist



TARA SMITH
Fan Experience Specialist



IN MEMORY
MARV WOLFENSON

Marv Wolfenson, who partnered with Harvey Ratner to bring the NBA back to Minnesota, died Dec. 21, 2013. He was 87.

Wolfenson and Ratner were granted an NBA franchise in 1987 and owned the Timberwolves until 1994.

Wolfenson was born and raised in Minneapolis, where he was a star athlete at North High School. "Marv and Harv" worked together for more than 50 years while managing their collection of apartment complexes and health and fitness facilities.

Even after selling the team to Glen Taylor, Wolfenson showed his love and support of the Wolves by attending games and going on road trips. In his later years, he was rarely seen without a Wolves hat on his head and team press credentials around his neck.

Wolfenson is survived by his wife of 60 years, Sandy, three children, four grandchildren and three great grandchildren.

TICKET INFORMATION

TIMBERWOLVES.COM/WOLVESTIX

Your OFFICIAL SOURCE for authentic tickets with NO FEES, all season long.

Internet orders can be placed up to two hours before the start of the game desired and charged to MasterCard, Visa, Discover or American Express.

PURCHASING TICKETS IN PERSON

Tickets for single games may be purchased at the Target Center box office between the hours of 10 a.m. - 6 p.m., Monday through Friday, and 10 a.m. - 4 p.m. on Saturday.

BY PHONE

To order individual games by phone, call 1.800.4NBA.TIX. Phone orders may be placed up to two hours before the start of the game desired and charged to Mastercard, Visa, Discover or American Express.

PREMIUM SEATING

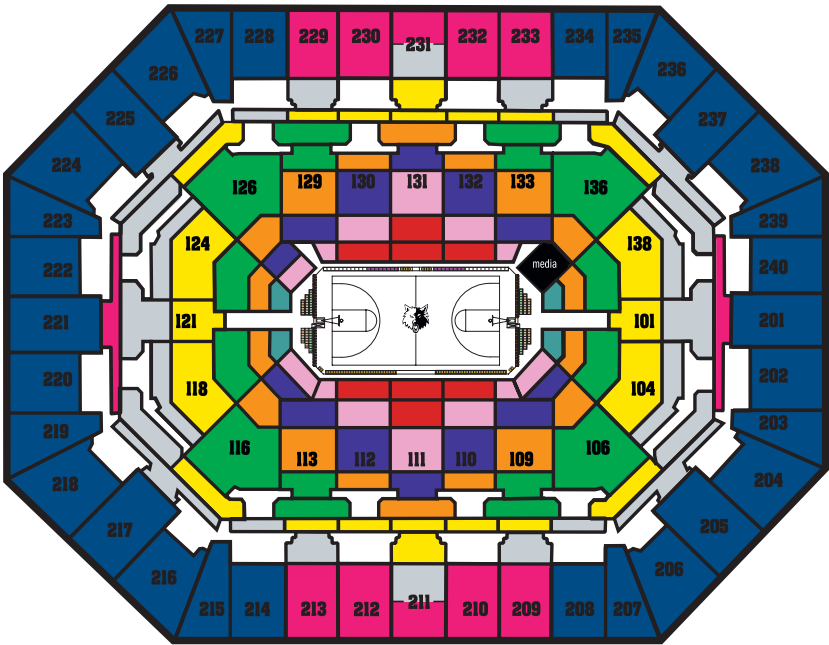
The Executive Suite Level, Treasure Island VIP Terrace and Lexus Courtside Club provide elite, upscale seating opportunities for entertaining clients and prospects. For more information on premium seating at Target Center, please call 612.673.8070 or email premiumseating@timberwolves.com.

GROUP ORDERS










The Timberwolves offer discounted tickets for groups of 10 or more to any home game. Call 612.673.1234 for further details.










SEASON MEMBERSHIPS & TICKET PACKAGES

Information concerning season memberships and flexible ticket packages is available by calling 612.673.1234 or online at timberwolves.com.



MEMBERSHIP PRICING

	AVERAGE PRICE	MONTHLY PAYMENT	SEASON PRICE
	\$221	\$774	\$9,282
	\$144	\$504	\$6,048
	\$92	\$322	\$3,864
	\$70	\$245	\$2,940
	\$49	\$172	\$2,058
	\$36	\$126	\$1,512
	\$25	\$88	\$1,050
	\$18	\$63	\$756
	\$12	\$42	\$504

	AVERAGE PRICE	MONTHLY PAYMENT	SEASON PRICE
 LEXUS COURTSIDE CLUB			
	\$1,445	\$5,058	\$60,690
	\$780	\$2,730	\$32,760
	\$715	\$2,503	\$30,030
	\$247	\$865	\$10,374
	\$161	\$564	\$6,762
 LOGEBOX			
	\$161	\$564	\$6,762
 TREASURE ISLAND VIP TERRACE	\$141	\$494	\$5,922



TARGET CENTER/AEG STAFF DIRECTORY

Jerry Abell	Manager, Production
Wendy Almquist	Exec Asst/Office Mgr
Nancy Bach	Event Custodial Supervisor
David Balcer	Director, Ticketing
Scott Beine	Manager, Custodial
Tom Bolstad	Lead Stagehand/Stage Mgr
Mark Christopherson	Electrician
Dave Dvorak	Maintenance Tech I
Emily Emilien	Manager, Guest Services
Jane Espenson-Davis	Director, Human Resources
Nancy Fortney	Event Manager
Sara Grunewald	Asst. Director, Ticketing
Noelle Heaslip	Employee & Event Specialist
Barbara Hoffmann	Director, Hospitality
Katrina Jaeger	Manager, Marketing
Justin Johnson	Manager, Security
Aaron Liepins	Director, Security
Lynne Major	Group Marketing Assistant
Cheri Martin	Premium & Group Ticket Sales Rep
Steve Mattson	VP/General Manager
Bruce Mettner	Security Officer
Reginald Monroe	Security Officer
Kevin Moore	Maintenance Tech I
Mitch Newhouse	Manager, Media Technology
Felipe Patterson	Security Officer
Dan Rehberg	Security Officer
Tom Reller	Director, Operations
Dave Schmid	Director, Finance
Lori Schweder	Lead Ticket Seller
Sarah Sharp	Accounting Coordinator
Jerry Skinaway	Manager, Conversion
Curvell Smith	Conversion Crew Lead
Eric Stegmueller	Lead Custodian
Rick Stepanek	Lead Maintenance Tech
Karen Swan	Manager, Group Marketing
Sandy Sweetser	Sr. Director, Events and Marketing
Megan TeBrake	Manager, Hospitality
Joel Tenner	Maintenance Tech I
Dan Walton	Staff Accountant
Andy Warg	Director, Booking
Duane Weaver	Security Officer
Mitchell Williams	Security Officer
Nicole Wirkler	Box Office Supervisor





CRUNCH



HEIGHT
6' (GROUND TO THE TIP OF EARS)

WEIGHT
190 POUNDS

VERTICAL JUMP
15' (WITH TRAMPOLINE)

FAVORITE MOVIE
DANCES WITH WOLVES

FAVORITE BOOK
CALL OF THE WILD

FAVORITE DUNK
REVERSE POWER SLAM





TIMBERWOLVES DANCERS



The Timberwolves Dancers proudly represent the Minnesota Timberwolves organization, serving as a link between the action on the court and the organization's commitment to touching the lives of basketball fans everywhere. Each dancer comes to the team with extensive training and performing experience. Under the direction of Coach Athenia Elie, the Timberwolves Dancers aim to use their talent and love of performing to confidently represent the Minnesota Timberwolves throughout the basketball community, both locally and nationally.

The Timberwolves Dancers are the Twin Cities premier performance group. Whether it's exploring the latest hip hop craze or venturing back to a simpler time, the Timberwolves Dancers' performances offer up the most eclectic range of styles in the NBA. Outfitted in contemporary and classic fashions, the Timberwolves Dancers grace the arena during each game, creating personal relationships with fans and welcoming everyone to our home - The Target Center.

The Timberwolves Dancers are available for a wide variety of appearance and performance opportunities. To book the Timberwolves Dancers for your next event or gathering, please contact dancers@timberwolves.com



MEDIA





PUBLIC RELATIONS STAFF



AARON SEEHUSEN
Public Relations Manager

Aaron Seehusen begins his fourth season with the Timberwolves (eighth overall with the Timberwolves and Lynx organization), and second as public relations manager. Seehusen manages the organization's day-to-day PR efforts and serves as the main contact for local and national media with regard to interview requests for players and front office personnel.

Prior to joining the Wolves, Seehusen worked for the WNBA's Minnesota Lynx for four seasons, serving as Public Relations Manager for the final two seasons. With the Lynx, he managed all of the team's publicity efforts, including all local and national media requests for players, coaches and front office personnel. Seehusen, a native of Plymouth, Minn., joined the Timberwolves and Lynx organization as an intern in the summer of 2007. He also has worked for the Dubuque Thunderbirds of the Central States Hockey League.

Seehusen graduated from Loras College in Dubuque, Iowa, with bachelor's degrees in sports management and business. Seehusen resides in Brooklyn Park with his wife, Anne, and their two dogs, Brando and Lucy.



ALEX KING
Public Relations Coordinator

Alex King enters his second season as Public Relations Coordinator and fourth full-time season with the Timberwolves and Lynx organization. As public relations coordinator, King assists in all facets of the organization's day-to-day PR efforts and serves as an additional contact for local and national media. Additionally he oversees the Wolves stats crew, intern staff and the team's media monitoring efforts.

King spent three seasons as an intern with the Timberwolves and Lynx public relations departments prior to becoming the Lynx Public Relations Manager in 2012. Prior to joining the Timberwolves and Lynx organization, King served as a PR intern during the summer of 2008 with the Larry H. Miller Sports & Entertainment Group in Salt Lake City. With the LHMSE, King assisted with PR efforts of the Utah Jazz' Rocky Mountain Revue summer league, the Salt Lake Bees and the Miller Motorsports Park. King has also served as a promotions intern with the Saint Paul Saints in the summer of 2009.

Originally from Tinton Falls, N.J., King graduated from the University of Minnesota with a bachelor's degree in sports management and a minor in communications. He currently resides in Minneapolis, MN.



DAN BELL
Communications Manager

Dan Bell enters his 22nd season with the Timberwolves and his sixth as communications manager. In his current position, Bell assists the public relations department in its day-to-day operations and serves as an additional contact for local and national media with regard to interview requests for players and front office personnel. He also is editor of the Timberwolves game program and Timberwolves yearbook. Bell was a member of the Wolves' public relations staff from 1993-2000 before being promoted to manager of publications, a position he held until the spring of 2009.

Prior to joining the Timberwolves, Bell was a graduate assistant in the St. Cloud State Sports Information Department. Additionally, he worked for G&K Services, Hallmark Cards and Frank's Nursery & Crafts.

Bell earned bachelor's degrees in marketing and public relations from St. Cloud State University. The native of Cold Spring, Minn., resides in Big Lake, Minn., with his wife, Deb, and their daughters, Amanda and Jackie.



KYLIE CRULL
Corporate Communications Manager

Kylie Crull enters her second season as the team's Corporate Communications Manager. In her position, Crull is responsible for advancing the organization's business and revenue goals through strategic communication to key stakeholders including season ticket members, corporate sponsors and media.

Prior to joining the Timberwolves, Crull served as an account executive for five years at PR Etc., a full-service public relations firm headquartered in Rockford, Ill. In this role she was responsible for meeting the marketing, event planning and media relations objectives for a variety of clients representing the industries of tourism, economic development, nonprofit and more.

Crull graduated from Drake University in Des Moines, Iowa with a bachelor's degree in public relations. An Illinois native, Crull currently lives in Minneapolis.



MEDIA INFORMATION

CREDENTIALS

Press seating at Timberwolves home games at Target Center is available to accredited media at tables located in the court-level auxiliary media section and in sections 116 and 106. Single-game credentials must be requested no later than noon the day before the game (Friday at 5:00 p.m. for Saturday and Sunday games). Requests should be made via e-mail to Timberwolves Public Relations Coordinator Alex King at king@timberwolves.com. Credentials are good for admittance to Target Center, the arena floor, the locker rooms, the media work room and the media dining room. Those requesting single-game credentials will be seated on a first-come, first-served basis. Those holding Timberwolves or NBA season credentials may enter the building through the Target Center Media Entrance located at the corner of Sixth St. and Second Ave. Single-game credentials may also be picked up at the Media Entrance. **ALL MEDIA WILL BE REQUIRED TO PRESENT A PHOTO IDENTIFICATION PRIOR TO RECEIVING THEIR CREDENTIALS. ALL BAGS ARE SUBJECT TO INSPECTION PRIOR TO RECEIVING A CREDENTIAL.** Media members holding season passes should notify the public relations department if planning to cover a game in order to reserve seating. A media credential cannot be used to sit in spectator seating areas.

DINING ROOM

Accredited media is invited to enjoy a meal before each game in the Minnesota Timberwolves media dining room located on the arena bowl level. Cost of a meal is \$8 per person. The dining room opens two hours before each game. Dining room usage will be limited to members of the media with valid Timberwolves or NBA media passes. It is impossible to accommodate family members, friends, guests or others. **ANY ABUSE OF DINING ROOM PRIVILEGES WILL CAUSE FORFEITURE OF YOUR MEDIA PASS.**

SERVICES

Complete statistics, along with pregame media notes, lineup information regarding injuries and other pertinent facts, will be furnished by the Timberwolves public relations department. Play-by-play sheets, active lists, halftime and final box scores and postgame coach/player quotes will be delivered to working media areas. There are sufficient electrical outlets available, and telephones are located at various points along press row and in the media work room. Preference for telephone use will be given to writers and broadcasters filing stories on deadline.

For easy access to the 2014-15 Timberwolves Media Guide, stats, box scores, game notes, press releases, postgame quotes and notes, the Timberwolves public relations staff has developed the Timberwolves Media Center, a website designed to assist media in their coverage of the Wolves: <http://timberwolvespr.wordpress.com/>

For in-game updates, please follow the official Timberwolves public relations twitter handle, @twolves_pr.

PHOTOGRAPHERS

Only those photographers on assignment will be allowed space on the floor, and their media credentials must be worn prominently at all times. Credentials are good for admittance to Target Center, the arena floor, media work room and media dining room. Photographers are only allowed within the designated photographers area at each end of the court, unless permission is granted through the Timberwolves public relations department to shoot in other areas of the arena.

In accordance with NBA rules and regulations, only the following media are permitted to have a baseline photographer spot (in order of priority):

- a) Live Television Cameras
- b) NBA Entertainment and NBA Photos
- c) Team Photographer/Videographer (one spot)
- d) Wire services (only Getty, AP, USA Today Images, EPA)
- e) Newspapers that regularly travel with the team
- f) Sports Illustrated
- g) One International spot as designated by the League Office
- h) In-Arena Scoreboard Cameras
- i) Outlets not listed but approved IN ADVANCE by the League Office

Permitted photographers are required to notify Alex King (king@timberwolves.com) at least 24 hours in advance to ensure a spot on the floor. Other spaces, located in sections 106, 130, 132 and 136 are available by emailing Alex

King (king@timberwolves.com). All photography seating requests MUST be made 24 hours in advance. Anyone who attempts to cover a game without arranging a seat in advance will not be allowed to shoot the game. Professional courtesy should apply in all cases.

LOCKER ROOM ACCESS

The Timberwolves locker room will be opened 90 minutes before game time and will remain open until 45 minutes before the contest begins. The visitors locker room will open 75 minutes prior to tipoff and remain open until 45 minutes before the contest begins. Both locker rooms will re-open 10-15 minutes after the game. **STILL PHOTOGRAPHY INSIDE NBA LOCKER ROOMS IS PROHIBITED.**

SOCIAL MEDIA POLICY

In an effort to provide clear, concise and accurate information regarding our social media policies during practice and shoot around, media is required adhere to the following team rules:

Practice/Shootaround

If the practice/shoot around is closed to the public, there will be no use of social media to report on what you are watching at or during the time where media is allowed to watch (i.e. Tweeting, Facebook, Instagram, etc.). The media IS allowed to use social media to report news AFTER they speak with Wolves head coach Flip Saunders during media availability. Should there be an opportunity to speak with players BEFORE Coach Saunders, you must wait to use social media to report news until AFTER media availability with Coach Saunders.

If the practice is open to the public, such as "MIDNIGHT MADNESS" at the Minnesota State University, Mankato, then the use of social media is allowed during the entire practice.

Gamedays

The media is encouraged to use social media to report before, during and after games.

COURTESY

Your cooperation is requested in maintaining a working atmosphere in the media room, at courtside and in the locker room areas. During postgame interviews, preference for obtaining players and coaches will be given to game broadcast crews conducting live postgame shows, newspapers writing on deadline and television stations conducting live reports.

TIMBERWOLVES TRAVELING MEDIA



Jerry Zgoda
Minneapolis Star Tribune, Beat Writer



Vanessa Lambert
Television Producer



Trevor Fleck
Television Coordinating Producer



Dave Dittman
Television Director



Chris Withers
Television Producer



BROADCAST TEAM



DAVE BENZ
Television Play-By-Play
Announcer

Emmy award winning play-by-play man Dave Benz begins his third season as Timberwolves television announcer. Benz will once again pair with television analyst Jim Petersen for 75 telecasts this season, all on the exclusive home of the Wolves, Fox Sports North.

Benz, a graduate of Oswego State University (Oswego, NY) brings a wealth of experience and versatility to Minnesota with over 20 years in the sports industry. His television and radio play-by-play experience includes college basketball for FOX Sports, the mtv. and Comcast Sportsnet where he covered a number of men's and women's programs in the Mountain West, Pac-12, Big-12, WCC, Big West and Sun Belt conferences. He has also been behind the mic for Major League Baseball Cactus League games as well as Arena Football League and CHSAA High School football games.

Prior to his time in the Twin Cities, Benz lived in the San Francisco Bay Area where he worked as host, anchor and reporter for Comcast Sportsnet Bay Area. There he had the opportunity to cover the Giants 2010 World Series title and the 49ers run to the NFC Championship game as a pre and postgame show host. His lengthy career has afforded him the opportunity to regularly cover a number of NBA teams, including roles as pre and postgame host for the Miami Heat, Dallas Mavericks, Houston Rockets, San Antonio Spurs and Golden State Warriors. He has also covered the Indiana Pacers, Milwaukee Bucks, Washington Wizards and Denver Nuggets.

Benz and his wife Sacha have one child, Brendan, who is six.



JIM PETERSEN
Television Analyst

Jim Petersen returns for his 17th season on the Wolves' broadcast team. Partnered with Benz, Petersen brings the experience of an eight-year NBA playing career to his analysis.

A St. Louis Park native, Petersen was named Minnesota's Mr. Basketball in 1980 and was the first McDonald's All-American from Minnesota. He went on to be a four-year letter winner at the University of Minnesota and was a member of the Gophers' 1982 Big Ten Championship team.

Petersen was selected 51st overall by the Houston Rockets in the 1984 NBA draft. He played forward and center for the Rockets, Sacramento Kings and Golden State Warriors before retiring in 1992.

After leaving the NBA, Petersen worked for the NBA Players Association in their player programs division, facilitating seminars in NBA locker rooms on topics such as AIDS awareness, substance abuse and career/financial planning for life after basketball. In 2009, Petersen also joined the coaching staff of the WNBA's Minnesota Lynx as an assistant coach, winning WNBA titles in 2011 and 2013.

Petersen currently resides in Wayzata along with his wife Tika. His son, Sanjay, is entering his redshirt sophomore season on the Northwestern basketball team.



MARNEY GELLNER
Sideline Reporter

Marney Gellner returns to the sidelines this year as the Wolves sideline reporter for Fox Sports North.

Gellner joined FOX Sports North in October 2002, and has served in various roles, including sideline reporter for the Twins and Timberwolves, and pre- and post-game show host for an assortment of different Minnesota teams. She also serves as the play-by-play voice for Minnesota Lynx games on FOX Sports North.

Gellner started her career as a weekend sports anchor/sports reporter for KXMB-TV in Bismarck, ND in 1996. She held the same position at WDAZ-TV in Grand Forks, ND from 1997-99, and at WISC-TV in Madison, WI from 1999-2002.

Gellner is a North Dakota native who graduated from Bishop Ryan High School in 1992, and the University of Mary in 1996. Gellner currently lives with her husband, Matt, and their 6-year-old son and 4-year-old daughter in Carver, MN.



ALAN HORTON
Radio Play-By-Play Announcer

Alan Horton enters his eighth season as the play-by-play announcer for the Minnesota Timberwolves. Horton will call every Wolves game this season on the team's radio home, WCCO-AM 830.

He came to the Timberwolves and Lynx after spending the 2007 WNBA season calling Seattle Storm games for Seattle radio, as well as serving as the executive producer of the Seattle SuperSonics radio network.

A native of Massachusetts, Horton spent 10 years in Southern California as a sports broadcaster on both radio and television. In addition to his time with the Storm, his play-by-play experience includes the San Diego Padres, San Diego State University football, men's and women's basketball and baseball, as well as high school football and basketball.

Horton lives in Minneapolis with his wife, Amy, and their two children.



JOHN FOCKE
Executive Producer/Studio Host

John Focke joined the Minnesota Timberwolves as producer and studio host prior to the 2007-08 season. Prior to joining the Timberwolves and Lynx, Focke was the voice of Northern Michigan University hockey as well as the host of the University's football and basketball pregame, half-time and post game shows, in addition to providing color commentary for the games.

In addition to his duties as executive producer/studio host for both the Wolves and Lynx, Focke also serves as the radio play-by-play voice for the Lynx during road games.

A native of St. Paul, Focke graduated from Ohio University in 2002 before starting his career as a sports director at KATE Radio in Albert Lea where he called play-by-play for the local high school and covered the Wolves, Twins, Vikings, Wild and Gophers. Focke also spent a year with the Minnesota Wild as a part time producer with their Radio Network.



2013-14 REVIEW



2013-14 : 40-42



BACK ROW (L-R): Player Development Coach Bobby Jackson, Assistant Coach T.R. Dunn, Kevin Love, Ronny Turiaf, Nikola Pekovic, Gorgui Dieng, Assistant Coach Jack Sikma, Assistant Coach Terry Porter

MIDDLE ROW (L-R): Video Coordinator Adam Johansen, Director of Athletic Therapy Mark Kyger, Physical Therapist Andre Deloya, Assistant Athletic Trainer/Assistant of Sports Performance Dave Crewe, Robbie Hummel, Luc Richard Mbah a Moute, Corey Brewer, Chase Budinger, Dante Cunningham, Assistant Coach David Adelman, Director of Sports Performance Koichi Sato, Head Athletic Trainer Gregg Farnam, Orthopedic Surgeon Dr. David Fischer, Vice President of Medical Services Sheldon Burns

FRONT ROW (L-R): Othys Jeffers, Kevin Martin, Ricky Rubio, Head Coach Rick Adelman, Alexey Shved, Shabazz Muhammad, J.J. Barea

PLAYER	G/GS	MIN	FIELD GOALS			3-POINT FG			FREE THROWS			REBOUNDS			AST	PF	STL	BLK	PTS	AVG
			FG	FGA	PCT	FG	FGA	PCT	FT	FTA	PCT	OFF	DEF	TOT						
Love	77/77	2797	650	1421	.457	190	505	.376	520	633	.821	224	739	963	341	136	59	35	2010	26.1
Martin	68/68	2177	440	1023	.430	115	297	.387	303	340	.891	34	169	203	121	123	66	6	1298	19.1
Pekovic	54/54	1663	379	701	.541	0	0	---	186	249	.747	206	262	468	50	129	30	23	944	17.5
Brewer	81/81	2609	388	807	.481	59	211	.280	163	227	.718	63	144	207	135	210	151	30	998	12.3
Rubio	82/82	2638	255	670	.381	44	133	.331	227	283	.802	61	281	342	704	218	191	11	781	9.5
Barea	79/1	1471	254	656	.387	73	231	.316	79	100	.790	16	138	154	303	129	26	0	660	8.4
Budinger	41/8	751	100	254	.394	42	120	.350	32	39	.821	19	84	103	31	58	19	2	274	6.7
Cunningham	81/7	1635	236	509	.464	0	5	.000	38	67	.567	112	218	330	83	146	62	58	510	6.3
Williams	11/0	162	19	54	.352	2	15	.133	14	16	.875	3	23	26	1	9	4	4	54	4.9
Turiaf	31/10	606	64	107	.598	0	0	---	21	50	.420	55	119	174	24	65	8	50	149	4.8
Dieng	60/15	818	113	227	.498	1	1	1.000	59	93	.634	103	197	300	39	108	30	50	286	4.8
Shved	63/0	664	76	237	.321	30	102	.294	68	90	.756	21	60	81	68	36	26	16	250	4.0
Muhammad	37/0	290	57	124	.460	3	11	.273	26	40	.650	24	29	53	6	24	8	1	143	3.9
Mbah a Mouté (TOT)	64/7	1003	87	193	.451	4	17	.235	46	67	.687	56	90	146	36	68	30	14	224	3.5
Mbah a Mouté (MIN)	55/2	807	72	161	.447	3	14	.214	37	54	.685	47	72	119	21	50	21	9	184	3.3
Hummel	53/5	655	67	177	.379	32	89	.360	15	16	.938	35	97	132	23	57	16	2	181	3.4
Price	28/0	99	19	46	.413	6	22	.273	0	2	.000	1	9	10	13	5	1	0	44	1.6
Jeffers (TOT)	6/1	47	3	6	.500	0	2	.000	3	4	.750	1	8	9	1	3	0	0	9	1.5
Jeffers (MIN)	2/0	13	0	1	.000	0	1	.000	2	2	1.000	0	3	3	0	1	0	0	2	1.0
TIMBERWOLVES	82	19855	3189	7175	.444	600	1757	.341	1790	2301	.778	1024	2644	3668	1963	1504	718	297	8768	106.9
OPPONENTS	82	19855	3321	7048	.471	663	1820	.364	1244	1645	.756	908	2717	3625	1875	1936	644	457	8549	104.3



2013-14 DAY-BY-DAY

G#	DATE	OPPONENT	WOLVES/OPP	RECORD	HIGH POINTS	HIGH REBOUNDS	ATTENDANCE	G#	DATE	OPPONENT	WOLVES/OPP	RECORD	HIGH POINTS	HIGH REBOUNDS	ATTENDANCE
1	Oct 30	ORLANDO	W120-115 (OT)	1-0	Love-31	Love-17	17,988	42	Jan 24	@ Golden State	W121-120	21-21	Love/Martin-26	Love/Pekovic-14	19,596
2	Nov 1	OKLAHOMA CITY	W100- 81	2-0	Love-24	Love-12	17,433	43	Jan 25	@ Portland	L104-115	21-22	Martin-30	Love-13	20,006
3	Nov 3	@ New York	W109-100	3-0	Love-34	Love-15	19,812	44	Jan 27	@ Chicago	W 95- 86	22-22	Love-31	Love-8	21,637
4	Nov 4	@ Cleveland	L 92- 93	3-1	Martin-23	Love-13	17,892	45	Jan 29	NEW ORLEANS	W 88- 77	23-22	Love-30	Love-14	11,702
5	Nov 6	GOLDEN STATE	L 93-106	3-2	Love-25	Love-16	15,559	46	Jan 31	MEMPHIS	L 90- 94	23-23	Love-28	Love-16	17,429
6	Nov 8	DALLAS	W116-108	4-2	Love/Martin-32	Love-15	13,677	47	Feb 1	@ Atlanta	L113-120	23-24	Love-43	Love-19	13,018
7	Nov 10	@ L.A. Lakers	W113- 90	5-2	Martin-27	Love-13	18,997	48	Feb 4	L.A. LAKERS	W109- 99	24-24	Martin-32	Love-17	12,559
8	Nov 11	@ L.A. Clippers	L107-109	5-3	Martin-30	Love-19	19,060	49	Feb 5	@ Oklahoma City	L 97-106	24-25	Rubio-19	Cunningham/Rubio-8	18,203
9	Nov 13	CLEVELAND	W124- 95	6-3	Love-33	Love-8	14,978	50	Feb 7	@ New Orleans	L 91- 98	24-26	Love-26	Love-19	16,541
10	Nov 15	@ Denver	L113-117	6-4	Love-28	Love-10	17,142	51	Feb 8	PORTLAND	L110-117	24-27	Brewer-26	Turiaf-13	17,506
11	Nov 16	BOSTON	W106- 88	7-4	Love-23	Love/Pekovic-12	15,111	52	Feb 10	HOUSTON	L 89-107	24-28	Love-31	Love/Turiaf-10	12,002
12	Nov 19	@ Washington	L100-104	7-5	Love-25	Love-11	14,804	53	Feb 12	DENVER	W117- 90	25-28	Love-32	Love/Turiaf-11	12,139
13	Nov 20	L.A. CLIPPERS	L 98-102	7-6	Martin-28	Love-12	13,101	54	Feb 19	INDIANA	W104- 91	26-28	Love-42	Love-16	15,109
14	Nov 22	BROOKLYN	W111- 81	8-6	Love/Martin-17	Love-16	15,551	55	Feb 22	@ Utah	W121-104	27-28	Love-37	Love-12	19,323
15	Nov 23	@ Houston	L101-112	8-7	Love-27	Love-15	18,196	56	Feb 23	@ Portland	L 97-108	27-29	Love-31	Love-10	19,458
16	Nov 25	@ Indiana	L 84- 98	8-8	Love/Pekovic-20	Love-17	16,426	57	Feb 25	@ Phoenix	W110-101	28-29	Love-33	Love-13	16,273
17	Nov 27	DENVER	L110-117	8-9	Martin-29	Love-15	14,244	58	Mar 1	@ Sacramento	W108- 97	29-29	Martin-26	Love-10	17,085
18	Nov 30	@ Dallas	W112-106	9-9	Martin-27	Love-11	20,173	59	Mar 3	@ Denver	W132-128	30-29	Love-33	Love-19	15,240
19	Dec 1	@ Oklahoma City	L103-113	9-10	Martin-24	Love-12	18,203	60	Mar 5	NEW YORK	L106-118	30-30	Love-19	Love-8	14,294
20	Dec 7	MIAMI	L 82-103	9-11	Martin-19	Pekovic-12	19,888	61	Mar 7	DETROIT	W114-101	31-30	Love-28	Love-14	16,242
21	Dec 10	@ Detroit	W121- 94	10-11	Love-26	Love-16	11,251	62	Mar 9	TORONTO	L104-111	31-31	Love-26	Love/Pekovic-11	13,116
22	Dec 11	PHILADELPHIA	W106- 99	11-11	Love-26	Love-15	13,450	63	Mar 11	MILWAUKEE	W112-101	32-31	Love-27	Love-10	12,473
23	Dec 13	@ San Antonio	L110-117	11-12	Love-42	Love-14	18,581	64	Mar 14	@ Charlotte	L 93-105	32-32	Martin-19	Love-6	16,983
24	Dec 15	@ Memphis	W101- 93	12-12	Love-30	Brewer-12	15,417	65	Mar 16	SACRAMENTO	W104-102	33-32	Martin-31	Dieng-11	13,171
25	Dec 16	@ Boston	L 97-101	12-13	Love-27	Love-14	17,071	66	Mar 19	@ Dallas	W123-122 (OT)	34-32	Love-35	Dieng-11	20,100
26	Dec 18	PORTLAND	W120-109	13-13	Pekovic-30	Love-15	13,776	67	Mar 20	@ Houston	L106-129	34-33	Love-29	Dieng-21	18,315
27	Dec 20	@ L.A. Lakers	L 91-104	13-14	Love-25	Love/Pekovic-13	18,997	68	Mar 23	PHOENIX	L120-127	34-34	Love-36	Love-14	17,866
28	Dec 22	@ L.A. Clippers	L116-120 (OT)	13-15	Love-45	Love-19	19,304	69	Mar 24	@ Memphis	L 92-109	34-35	Love-16	Dieng-17	17,784
29	Dec 27	WASHINGTON	W120- 98	14-15	Love-25	Love-11	16,473	70	Mar 26	ATLANTA	W107- 83	35-35	Brewer/Martin-18	Dieng-15	11,632
30	Dec 28	@ Milwaukee	W117- 95	15-15	Love-33	Love-15	14,971	71	Mar 28	L.A. LAKERS	W143-107	36-35	Pekovic-26	Love-10	16,442
31	Dec 30	DALLAS	L 98-100	15-16	Love-36	Love-11	16,111	72	Mar 30	@ Brooklyn	L 99-114	36-36	Brewer/Martin-21	Dieng-11	17,732
32	Jan 1	NEW ORLEANS	W124-112	16-16	Pekovic-22	Rubio-8	14,002	73	Mar 31	L.A. CLIPPERS	L104-114	36-37	Love-20	Love-13	12,172
33	Jan 4	OKLAHOMA CITY	L111-115	16-17	Pekovic-31	Love-14	18,065	74	Apr 2	MEMPHIS	W102- 88	37-37	Love-24	Love-16	12,009
34	Jan 6	@ Philadelphia	W126- 95	17-17	Love-26	Pekovic-14	10,736	75	Apr 4	@ Miami	W122-121 (2OT)	38-37	Love-28	Love-11	19,661
35	Jan 8	PHOENIX	L103-104	17-18	Martin-20	Love/Pekovic-12	12,202	76	Apr 5	@ Orlando	L 92-100	38-38	Rubio-18	Dieng-8	16,992
36	Jan 10	CHARLOTTE	W119- 92	18-18	Pekovic-26	Love-14	13,767	77	Apr 8	SAN ANTONIO	W110- 91	39-38	Rubio-23	Dieng-15	10,117
37	Jan 12	@ San Antonio	L 86-104	18-19	Pekovic-22	Love-7	18,098	78	Apr 9	CHICAGO	L 87-102	39-39	Love-17	Love-10	13,447
38	Jan 15	SACRAMENTO	L108-111	18-20	Love-27	Love-11	12,399	79	Apr 11	HOUSTON	W112-110	40-39	Brewer-51	Dieng-20	16,689
39	Jan 17	@ Toronto	L 89- 94	18-21	Martin-18	Love-12	19,800	80	Apr 13	@ Sacramento	L103-106	40-40	Love-43	Dieng-14	16,965
40	Jan 18	UTAH	W 98- 72	19-21	Pekovic-27	Pekovic-14	17,111	81	Apr 14	@ Golden State	L120-130	40-41	Love-40	Love-14	19,596
41	Jan 21	@ Utah	W112- 97	20-21	Brewer/Love-19	Love-13	16,387	82	Apr 16	UTAH	L130-136 (2OT)	40-42	Martin-36	Love-10	14,155



2013-14 SEASON SUMMARY

WOLVES VS. THE NBA IN 2013-14

	RECORD	HOME	ROAD	OT
OVERALL	40-42	24-17	16-25	3-2
Atlantic	5-5	3-2	2-3	
Central	7-3	4-1	3-2	
Southeast	5-5	4-1	1-4	2-0
EASTERN	17-13	11-4	6-9	2-0
Southwest	9-9	6-3	3-6	1-0
Northwest	7-9	4-4	3-5	0-1
Pacific	7-11	3-6	4-5	0-1
WESTERN	23-29	13-13	10-16	1-2

Head Coach: Rick Adelman

Overall: 23 Years; 1042-749 (.582)

W/Club: 3 Years; 97-133 (.422)

TEAM WINNING & LOSING STREAKS

	OVERALL	HOME	ROAD
	Loss-3	Loss-1	Loss-3
LONG:	Win-3	Win-3	Win-3
	Loss-4	Loss-2	Loss-5
LAST:	Win-4/11 vs. Houston, 112-110	Win-4/11 vs. Houston, 112-110	Win-4/4 at Miami, 122-121
	Loss-4/16 vs. Utah, 130-136	Loss-4/16 vs. Utah, 130-136	Loss-4/14 at Golden State, 120-130

	WON	LOST	OFFENSE	VS OPP	HOME ATTENDANCE
OCT.	1	0	100+ 37-22	If Opp W/L to date:	41 Games
NOV.	8	9	100< 3-20	.500+ 14-30	597,157 Total
DEC.	6	7		.500- 26-12	14,565 Average
JAN.	8	7	DEFENSE		19,888 High
FEB.	5	6	100+ 17-37		1 Sellouts
MAR.	8	8	100< 23-5		
APR.	4	5			

WOLVES MARGINS OF VICTORY/DEFEAT

MARGINS	1	2	3	4	5	6	7	8	9	10	11	12	13	14	15	16	17	18	19	20	21	22	23	24	25	26	27	28	29	30	31	32	33	34	35	36	37	38	39	40	41	42	43	44	45	46+
Won By:	3	2		1	1	1	1	2	3	1	4	1	2	1	1		1	1	2			2	1	1		1	3		1	1	1				1											
Lost By:	2	2	2	7	1	1	7	1	1	3	3	2	2	1	2		1	2			1		1																							

AT START OF:		OVERALL	HOME	ROAD	FG%	OVERALL	HOME	ROAD
2ND-	AHEAD:	33-14	20-4	13-10	-44%	12-32	10-13	2-19
	BEHIND:	5-24	3-11	2-13	45-49%	18-9	7-4	11-5
	TIED:	2-4	1-2	1-2	50-54%	8-1	5-0	3-1
3RD-	AHEAD:	31-13	19-3	12-10	55-59%	1-0	1-0	0-0
	BEHIND:	7-28	5-13	2-15	+60%	1-0	1-0	0-0
	TIED:	2-1	0-1	2-0				
4TH-	AHEAD:	36-10	22-4	14-6				
	BEHIND:	4-29	2-11	2-18				
	TIED:	0-3	0-2	0-1				



2013-14 TEAM NOTES

STARTING LINEUPS

GAME #S	FORWARD	FORWARD	CENTER	GUARD	GUARD	REC
1-8, 10-19, 21-24, 26-44, 58-64, 71-73	Brewer	Love	Pekovic	Rubio	Martin	26-25
9, 25	Hummel	Love	Pekovic	Rubio	Brewer	1-1
20	Brewer	Mbah a Mouté	Pekovic	Rubio	Martin	0-1
45-48, 50	Brewer	Love	Turiaf	Rubio	Martin	2-3
49	Mbah a Mouté	Cunningham	Turiaf	Rubio	Martin	0-1
51	Brewer	Cunningham	Turiaf	Rubio	Budinger	0-1
52-54	Brewer	Love	Turiaf	Rubio	Budinger	2-1
55-57	Brewer	Cunningham	Love	Rubio	Budinger	2-1
65-70, 74, 80-82	Brewer	Love	Dieng	Rubio	Martin	4-6
75	Brewer	Love	Dieng	Rubio	Barea	1-0
76	Brewer	Cunningham	Dieng	Rubio	Budinger	0-1
77-78	Hummel	Love	Dieng	Rubio	Brewer	1-1
79	Hummel	Cunningham	Dieng	Rubio	Brewer	1-0

GAME LEADERS

TIMES LED TEAM			DOUBLE FIGURES					DOUBLE-DOUBLES	
	PTS	REB	AST	10+ PTS	20+ PTS	30+ PTS	10+ REB	10+ AST	(* Triple-Double) PT/ REB PT/ AST
J.J. Barea	0	0	8	28	2	0	0	1	0 1
Corey Brewer	5	1	0	56	7	1	1	0	0 0
Chase Budinger	0	0	0	11	1	0	0	0	0 0
Dante Cunningham	0	1	1	18	1	0	2	0	2 0
Gorgui Dieng	0	10	0	13	2	0	10	0	9 0
Robbie Hummel	0	0	0	5	0	0	0	0	0 0
Othys Jeffers	0	0	0	0	0	0	0	0	0 0
Kevin Love	52	65	12	77	57	25	65	3	65 3*
Kevin Martin	21	0	0	60	31	7	1	0	1 0
Luc Richard Mbah a Mouté	0	0	0	6	0	0	0	0	0 0
Shabazz Muhammad	0	0	0	4	1	0	0	0	0 0
Nikola Pekovic	7	8	0	50	19	3	24	0	23 0
Ricky Rubio	3	2	66	37	4	0	2	28	2* 15
Alexey Shved	0	0	1	10	0	0	0	0	0 0
Ronny Turiaf	0	3	0	6	0	0	5	0	0 0

BY THE NUMBERS: The Wolves were...

37-22	when scoring 100+ points	17-37	when allowing 100+ points
3-20	when scoring less than 100	23-5	when allowing less than 100
28-10	when shooting 45%+	16-39	when allowing 45%+
12-32	when shooting less than 45%	24-3	when allowing less than 45%
28-3	when outshooting their foe or even	26-20	when outrebounding their foe or tied
12-39	when being outshot	14-22	when being outrebounded
34-29	when committing less than 17 TOs	13-23	when making 7+ three-pointers
6-13	when committing 17+ TOs	27-19	when making less than 7 three-pointers
36-13	when leading or tied after 3 quarters	26-18	in games decided by 10+ points
4-29	when trailing after 3 quarters	14-24	in games decided by <10 points



2013-14 GAME-BY-GAME STATS

DATE	OPPONENT	FG-FGA	FG%	3P-3PA	3P%	FT-FTA	FT%	OR	DR	TR	AST	PF	STL	TO	BLK	PTS	DATE	OPPONENT	FG-FGA	FG%	3P-3PA	3P%	FT-FTA	FT%	OR	DR	TR	AST	PF	STL	TO	BLK	PTS
O30	ORLANDO	42-100	.420	8-25	.320	28-34	.824	14	35	49	27	19	7	15	3	120	J25	@ Portland	38-89	.427	9-22	.409	19-22	.864	8	32	40	24	22	5	10	5	104
N1	OKLAHOMA CITY	33-77	.429	8-20	.400	26-33	.788	9	35	44	21	21	14	16	2	100	J27	@ Chicago	34-73	.466	5-17	.294	22-26	.846	5	35	40	20	14	8	14	8	95
N3	@ New York	35-79	.443	10-27	.370	29-38	.763	10	33	43	23	16	9	13	1	109	J29	NEW ORLEANS	33-82	.402	4-20	.200	18-25	.720	12	38	50	23	21	3	13	3	88
N4	@ Cleveland	34-94	.362	5-28	.179	19-24	.792	12	31	43	21	15	16	18	5	92	J31	MEMPHIS	39-84	.464	6-22	.273	6-7	.857	9	37	46	18	20	5	14	4	90
N6	GOLDEN STATE	34-90	.378	4-16	.250	21-27	.778	10	30	40	22	19	6	19	3	93	F1	@ Atlanta	37-84	.440	6-16	.375	33-39	.846	14	32	46	25	24	9	17	7	113
N8	DALLAS	41-89	.461	8-20	.400	26-30	.867	16	28	44	26	15	8	15	6	116	F4	L.A. LAKERS	37-83	.446	8-17	.471	27-38	.711	11	42	53	28	19	8	14	5	109
N10	@ L.A. Lakers	44-90	.489	10-20	.500	15-19	.789	12	41	53	29	15	14	21	5	113	F5	@ Oklahoma City	37-78	.474	6-20	.300	17-23	.739	11	28	39	18	16	7	14	8	97
N11	@ L.A. Clippers	40-96	.417	11-29	.379	16-18	.889	16	29	45	27	25	7	13	2	107	F7	@ New Orleans	28-75	.373	4-18	.222	31-37	.838	8	36	44	14	14	8	15	5	91
N13	CLEVELAND	45-82	.549	11-22	.500	23-26	.885	8	41	49	34	20	5	9	5	124	F8	PORTLAND	40-97	.412	5-17	.294	25-34	.735	17	33	50	17	25	6	12	5	110
N15	@ Denver	46-94	.489	6-22	.273	15-19	.789	11	31	42	22	22	10	16	2	113	F10	HOUSTON	31-87	.356	6-25	.240	21-21	1.000	16	27	43	20	20	8	17	3	89
N16	BOSTON	40-94	.426	7-23	.304	19-22	.864	16	34	50	19	17	13	13	3	106	F12	DENVER	45-86	.523	12-26	.462	15-23	.652	6	34	40	31	20	14	10	5	117
N19	@ Washington	37-85	.435	10-28	.357	16-24	.667	12	30	42	22	17	6	13	4	100	F19	INDIANA	40-83	.482	6-20	.300	18-31	.581	5	39	44	26	20	11	15	5	104
N20	L.A. CLIPPERS	34-90	.378	5-22	.227	25-31	.806	10	35	45	24	17	10	15	2	98	F22	@ Utah	43-84	.512	11-22	.500	24-33	.727	12	37	49	31	24	4	11	3	121
N22	BROOKLYN	40-97	.412	11-36	.306	20-23	.870	17	30	47	28	19	10	8	6	111	F23	@ Portland	37-94	.394	9-28	.321	14-20	.700	21	27	48	18	21	5	14	2	97
N23	@ Houston	40-100	.400	8-26	.308	13-17	.765	18	26	44	17	13	13	10	5	101	F25	@ Phoenix	42-87	.483	5-18	.278	21-32	.656	10	28	38	24	21	11	15	5	110
N25	@ Indiana	29-89	.326	3-19	.158	23-28	.821	15	32	47	15	18	9	19	1	84	M1	@ Sacramento	37-81	.457	5-21	.238	29-38	.763	11	29	40	23	23	7	10	4	108
N27	DENVER	40-88	.455	5-20	.250	25-28	.893	15	31	46	19	20	5	17	3	110	M3	@ Denver	38-80	.475	4-16	.250	52-64	.813	14	36	50	21	22	10	18	0	132
N30	@ Dallas	40-79	.506	11-26	.423	21-30	.700	14	30	44	24	9	5	14	4	112	M5	NEW YORK	39-90	.433	7-26	.269	21-24	.875	17	30	47	20	19	4	14	1	106
D1	@ Oklahoma City	37-89	.416	9-29	.310	20-26	.769	15	31	46	22	14	12	13	2	103	M7	DETROIT	41-91	.451	6-20	.300	26-33	.788	14	36	50	25	19	7	11	3	114
D7	MIAMI	24-82	.293	5-22	.227	29-39	.744	17	28	45	13	15	11	19	1	82	M9	TORONTO	41-95	.432	7-19	.368	15-20	.750	16	22	38	25	25	9	10	2	104
D10	@ Detroit	41-85	.482	11-24	.458	28-33	.848	14	32	46	31	16	12	13	0	121	M11	MILWAUKEE	41-85	.482	8-20	.400	22-30	.733	11	23	34	25	24	9	7	4	112
D11	PHILADELPHIA	37-96	.385	7-20	.350	25-29	.862	17	28	45	23	15	9	16	2	106	M14	@ Charlotte	35-82	.427	6-15	.400	17-21	.810	5	30	35	23	15	9	10	2	93
D13	@ San Antonio	38-88	.432	11-23	.478	23-26	.885	10	31	41	22	12	9	12	3	110	M16	SACRAMENTO	34-78	.436	6-17	.353	30-38	.789	7	28	35	23	17	9	9	5	104
D15	@ Memphis	35-79	.443	12-26	.462	19-25	.760	10	34	44	22	17	7	9	5	101	M19	@ Dallas	44-92	.478	10-29	.345	25-31	.806	8	38	46	25	18	8	14	4	123
D16	@ Boston	37-98	.378	8-29	.276	15-26	.577	19	32	51	22	20	6	7	0	97	M20	@ Houston	38-87	.437	12-28	.429	18-23	.783	14	26	40	28	16	6	16	3	106
D18	PORTLAND	46-93	.495	7-19	.368	21-26	.808	12	41	53	27	19	8	12	1	120	M23	PHOENIX	40-91	.440	8-23	.348	32-37	.865	16	22	38	25	24	9	12	3	120
D20	@ L.A. Lakers	33-95	.347	5-22	.227	20-25	.800	22	27	49	21	16	10	17	2	91	M24	@ Memphis	34-90	.378	7-24	.292	17-20	.850	14	28	42	19	14	7	10	4	92
D22	@ L.A. Clippers	45-96	.469	6-22	.273	20-27	.741	19	35	54	27	23	4	21	3	116	M26	ATLANTA	43-86	.500	9-22	.409	12-16	.750	7	38	45	31	14	17	19	1	107
D27	WASHINGTON	42-85	.494	5-15	.333	31-38	.816	14	30	44	20	12	10	5	2	120	M28	L.A. LAKERS	51-76	.671	8-18	.444	33-40	.825	9	40	49	33	14	6	21	2	143
D28	@ Milwaukee	43-90	.478	11-24	.458	20-29	.690	19	33	52	33	15	14	18	2	117	M30	@ Brooklyn	39-83	.470	3-12	.250	18-27	.667	12	30	42	24	18	12	20	1	99
D30	DALLAS	36-79	.456	6-23	.261	20-23	.870	12	34	46	22	15	6	18	4	98	M31	L.A. CLIPPERS	41-96	.427	10-26	.385	12-14	.857	12	30	42	30	23	9	17	4	104
J1	NEW ORLEANS	44-79	.557	8-22	.364	28-35	.800	10	27	37	26	20	10	15	6	124	A2	MEMPHIS	43-81	.531	5-16	.313	11-16	.688	12	34	46	31	13	8	15	6	102
J4	OKLAHOMA CITY	43-94	.457	7-20	.350	18-29	.621	9	31	40	25	24	12	15	1	111	A4	@ Miami	43-93	.462	12-32	.375	24-34	.706	10	36	46	27	22	10	18	5	122
J6	@ Philadelphia	46-100	.460	16-26	.615	18-23	.783	14	39	53	28	14	13	13	6	126	A5	@ Orlando	36-77	.468	1-14	.071	19-28	.679	8	22	30	26	10	11	13	6	92
J8	PHOENIX	34-86	.395	6-16	.375	29-35	.829	12	39	51	19	18	3	12	5	103	A8	SAN ANTONIO	42-91	.462	5-15	.333	21-26	.808	16	36	52	23	18	9	16	3	110
J10	CHARLOTTE	48-88	.545	9-19	.474	14-19	.737	12	42	54	31	16	6	14	5	119	A9	CHICAGO	34-80	.425	4-17	.235	15-16	.938	11	29	40	16	14	5	14	5	87
J12	@ San Antonio	33-93	.355	5-17	.294	15-18	.833	16	24	40	17	13	16	10	6	86	A11	HOUSTON	41-94	.436	3-12	.250	27-40	.675	18	32	50	22	25	13	15	8	112
J15	SACRAMENTO	39-88	.443	8-20	.400	22-29	.759	9	26	35	23	23	11	12	4	108	A13	@ Sacramento	35-88	.398	7-22	.318	26-30	.867	10	31	41	26	20	6	10	5	103
J17	@ Toronto	36-82	.439	3-18	.167	14-20	.700	12	32	44	16	21	4	10	3	89	A14	@ Golden State	43-81	.531	8-15	.533	26-33	.788	10	33	43	37	16	7	21	3	120
J18	UTAH	36-83	.434	6-17	.353	20-34	.588	14	46	60	25	24	10	15	4	98	A16	UTAH	40-97	.412	8-25	.320	42-54	.778	13	32	45	24	24	12	15	5	130
J21	@ Utah	41-90	.456	8-21	.381	22-24	.917	8	34	42	31	19	8	9	2	112	SEASON TOTALS		3189-7176	.444	600-1757	.341	1790-2301	.778	1025	2644	3669	1964	1504	718	1142	296	8768
J24	@ Golden State	47-94	.500	9-22	.409	18-28	.643	14	30	44	29	18	9	13	3	121	SEASON AVERAGES		38.9-87.5		7.3-21.4		21.8-28.1		12.5	32.2	44.7	24.0	18.3	8.8	13.9	3.6	106.9



2013-14 SEASON SUPERLATIVES

WOLVES INDIVIDUAL HIGHS

Points	51
Field Goals Made	19
Field Goals Attempted	30
Field Goal Percentage (Min. 10 FGM)	.769
3-Point Field Goals Made	8
3-Point Field Goals Attempted	11
Free Throws Made	17
Free Throws Attempted	18
Free Throw Percentage (Min. 10 FTM)	1.000
Total Rebounds	21
Offensive Rebounds	10
Defensive Rebounds	16
Assists	17
Steals	7
Turnovers	7
Blocked Shots	5
Minutes Played	49:08

WOLVES HIGHS

Points, Game	143	vs. L.A. Lakers (3/28/14)
Points, 1st Half	74	vs. L.A. Lakers (3/28/14)
Points, 2nd Half	69	vs. L.A. Lakers (3/28/14)
Points, 1st Quarter	47	at L.A. Lakers (11/10/13)
Points, 2nd Quarter	39	(2x) MR: vs. Charlotte (1/10/14)
Points, 3rd Quarter	39	at Milwaukee (12/28/13)
Points, 4th Quarter	38	(2x) MR: vs. L.A. Clippers (3/31/14)
Points, Overtime	17	vs. Orlando (10/30/13)
Field Goals Made	51	vs. L.A. Lakers (3/28/14)
Field Goals Att	100	(3x) MR: at Philadelphia (1/6/14)
Field Goal Pct	.671	(51-76) vs. L.A. Lakers (3/28/14)
3-Pt Field Goals Made	16	at Denver (3/3/14)
3-Pt Field Goals Att	36	at Denver (3/3/14)
3-Pt Field Goal Pct	.615	(21-21) vs. Houston (2/10/14)
Free Throws Made	52	at Denver (3/3/14)
Free Throws Att	64	at Denver (3/3/14)
Free Throw Pct	1.000	(21-21) vs. Houston (2/10/14)
Total Rebounds	60	vs. Utah (1/18/14)
Offensive Rebounds	22	at L.A. Lakers (12/20/13)
Defensive Rebounds	46	vs. Utah (1/18/14)
Assists	37	at Golden State (4/14/14)
Steals	17	vs. Atlanta (3/26/14)
Turnovers	21	(4x) MR: at Golden State (4/14/14)
Blocked Shots	8	(3x) MR: vs. Houston (4/11/14)
Personal Fouls	25	(4x) MR: vs. Houston (4/11/14)

WOLVES LOWS

Points, Game	82	vs. Miami (12/7/13)
Points, 1st Half	37	vs. Memphis (1/31/14)
Points, 2nd Half	31	vs. Houston (2/10/14)
Points, 1st Quarter	15	(2x) MR: at Memphis (3/24/14)
Points, 2nd Quarter	15	(2x) MR: vs. Memphis (1/31/14)
Points, 3rd Quarter	15	vs. L.A. Clippers (3/31/14)
Points, 4th Quarter	11	vs. Houston (2/10/14)
Points, Overtime	10	(2x) MR: at Dallas (3/19/14)
Field Goals Made	24	vs. Miami (12/7/13)
Field Goals Att	73	at Chicago (1/27/14)
Field Goal Pct	.293	(24-82) vs. Miami (12/7/13)
3-Pt Field Goals Made	1	at Orlando (4/5/14)
3-Pt Field Goals Att	12	(2x) MR: vs. Houston (4/11/14)
3-Pt Field Goal Pct	.067	(1-15) at Orlando (4/5/14)
Free Throws Made	6	vs. Memphis (1/31/14)
Free Throws Att	7	vs. Memphis (1/31/14)
Free Throw Pct	.577	(15-26) at Boston (12/16/13)
Total Rebounds	30	at Orlando (4/5/14)
Offensive Rebounds	5	(3x) MR: at Charlotte (3/14/14)
Defensive Rebounds	22	(3x) MR: at Orlando (4/5/14)
Assists	13	vs. Miami (12/7/13)
Steals	3	(2x) MR: vs. New Orleans (1/29/14)
Turnovers	5	vs. Washington (12/27/13)
Blocked Shots	0	(3x) MR: at Denver (3/3/14)
Personal Fouls	9	at Dallas (11/30/13)

OPPONENT INDIVIDUAL HIGHS

Points	48
Field Goals Made	16
Field Goals Attempted	32
Field Goal Percentage (Min. 10 FGM)	.857
3-Point Field Goals Made	7
3-Point Field Goals Attempted	14
Free Throws Made	15
Free Throws Attempted	19
Free Throw Percentage (Min. 10 FTM)	1.000
Total Rebounds	24
Offensive Rebounds	10
Defensive Rebounds	15
Assists	16
Steals	6
Turnovers	9
Blocked Shots	7
Minutes Played	48:21

OPPONENT HIGHS

Points, Game	136	vs. Utah (4/16/14) 2OT
Points, 1st Half	67	vs. Houston (2/10/14)
Points, 2nd Half	79	at Denver (3/3/14)
Points, 1st Quarter	39	vs. Philadelphia (12/11/13)
Points, 2nd Quarter	38	at Portland (1/24/14)
Points, 3rd Quarter	38	at Atlanta (2/1/14)
Points, 4th Quarter	45	at Denver (3/3/14)
Points, Overtime	17	vs. Utah (4/16/14) 2nd
Field Goals Made	53	vs. Utah (4/16/14) 2OT
Field Goals Att	108	vs. Utah (4/16/14) 2OT
Field Goal Pct	.576	(49-85) at Houston (3/20/14)
3-Pt Field Goals Made	17	at Houston (11/23/13)
3-Pt Field Goals Att	40	vs. Portland (12/18/13)
3-Pt Field Goal Pct	.692	(9-13) at San Antonio (1/12/14)
Free Throws Made	29	vs. Portland (2/8/14)
Free Throws Att	38	vs. Portland (2/8/14)
Free Throw Pct	1.000	(15-15) at Washington (11/19/13)
Total Rebounds	60	vs. Utah (4/16/14) 2OT
Offensive Rebounds	22	vs. Utah (4/16/14) 2OT
Defensive Rebounds	43	at Houston (11/23/13)
Assists	36	at Houston (3/20/14)
Steals	15	vs. L.A. Lakers (3/28/14)
Turnovers	26	(2x) MR: vs. Atlanta (3/26/14)
Blocked Shots	12	at Cleveland (11/4/13)
Personal Fouls	37	at Denver (3/3/14)

OPPONENT LOWS

Points, Game	72	vs. Utah (1/18/14)
Points, 1st Half	23	vs. Utah (1/18/14)
Points, 2nd Half	38	(4x) MR: vs. Dallas (12/30/13)
Points, 1st Quarter	14	(2x) MR: vs. Utah (1/18/14)
Points, 2nd Quarter	9	vs. Utah (1/18/14)
Points, 3rd Quarter	14	at Sacramento (3/1/14)
Points, 4th Quarter	14	at L.A. Lakers (11/10/13)
Points, Overtime	9	at Dallas (3/19/14)
Field Goals Made	21	vs. Utah (1/18/14)
Field Goals Att	73	vs. Utah (1/18/14)
Field Goal Pct	.288	(21-73) vs. Utah (1/18/14)
3-Pt Field Goals Made	2	vs. New Orleans (1/29/14)
3-Pt Field Goals Att	12	(3x) MR: at Memphis (3/24/14)
3-Pt Field Goal Pct	.095	(2-21) vs. New Orleans (1/29/14)
Free Throws Made	4	vs. Memphis (4/2/14)
Free Throws Att	6	vs. Memphis (4/2/14)
Free Throw Pct	.500	(8-16) at Detroit (12/10/13)
Total Rebounds	26	vs. L.A. Lakers (3/28/14)
Offensive Rebounds	4	(2x) MR: vs. Charlotte (1/10/14)
Defensive Rebounds	12	vs. L.A. Lakers (3/28/14)
Assists	7	vs. Brooklyn (11/22/13)
Steals	3	(4x) MR: vs. Milwaukee (3/11/14)
Turnovers	8	(2x) MR: vs. L.A. Lakers (3/28/14)
Blocked Shots	1	(3x) MR: vs. Washington (12/27/13)
Personal Fouls	11	vs. Memphis (1/31/13)



2013-14 TOP INDIVIDUAL PERFORMANCES

POINTS

51	Corey Brewer, 4/11 vs. Hou.
45	Kevin Love, 12/22 at LAC
43	Kevin Love, 4/13 at Sac.
43	Kevin Love, 2/1 at Atl.
42	Kevin Love, 2/19 vs. Ind.
42	Kevin Love, 12/13 at S.A.
40	Kevin Love, 4/14 at G.S.
37	Kevin Love, 2/22 at Utah
36	Kevin Martin, 4/16 vs. Utah
36	Kevin Love, 3/23 vs. Pho.
36	Kevin Love, 12/30 vs. Dal.

FIELD GOALS

19	Corey Brewer, 4/11 vs. Hou.
16	Nikola Pekovic, 12/22 at LAC
15	Kevin Love, 12/22 at LAC
15	Kevin Love, 12/13 at S.A.

FREE THROWS

17	Kevin Love, 2/1 at Atl.
16	Kevin Martin, 3/3 at Den.
15	Kevin Love, 4/13 at Sac.
14	Kevin Martin, 3/16 vs. Sac
14	Kevin Love, 2/7 at N.O.
14	Kevin Love, 1/27 at Chi.

3-PT. FIELD GOALS

8	Kevin Love, 12/13 at S.A.
6	Kevin Love, 2/22 at Utah
6	Kevin Love, 2/12 vs. Den.
6	Kevin Martin, 1/25 at Por.

TOTAL REBOUNDS

21	Gorgui Dieng, 3/20 at Hou.
20	Gorgui Dieng, 4/11 vs. Hou.
19	Kevin Love, 3/3 at Den.
19	Kevin Love, 2/7 at N.O.
19	Kevin Love, 2/1 at Atl.
19	Kevin Love, 12/22 at LAC
19	Kevin Love, 11/11 at LAC
17	Gorgui Dieng, 3/24 at Mem.
17	Kevin Love, 2/4 vs. LAL
17	Kevin Love, 11/25 at Ind.
17	Kevin Love, 10/30 vs. Orl.

OFFENSIVE REBOUNDS

10	Gorgui Dieng, 4/11 vs. Hou.
10	Nikola Pekovic, 12/20 at LAL
8	Gorgui Dieng, 3/20 at Hou.
8	Nikola Pekovic, 1/8 vs. Pho.
8	Nikola Pekovic, 12/22 at LAC
8	Nikola Pekovic, 11/16 vs. Bos.

DEFENSIVE REBOUNDS

16	Kevin Love, 3/3 at Den.
16	Kevin Love, 12/22 at LAC
15	Kevin Love, 2/19 vs. Ind.
15	Kevin Love, 2/7 at N.O.

BLOCKED SHOTS

5	Gorgui Dieng, 3/16 vs. Sac.
5	Ronny Turiaf, 2/1 at Atl.
4	Ronny Turiaf, 2/12 vs. Den.
4	Ronny Turiaf, 2/5 at OkC

ASSISTS

17	Ricky Rubio, 2/19 vs. Ind.
16	Ricky Rubio, 11/13 vs. Cle.
15	Ricky Rubio, 3/19 at Dal.
14	Ricky Rubio, 4/4 at Mia.
14	Ricky Rubio, 11/10 at LAL
13	Ricky Rubio, 2/4 vs. LAL
13	Ricky Rubio, 1/21 at Utah
13	Ricky Rubio, 12/30 vs. Dal.
12	MR: Ricky Rubio, 3/30 at Bkn.

STEALS

7	Ricky Rubio, 2/12 vs. Den.
6	Corey Brewer, 4/11 vs. Hou.
6	Ricky Rubio, 3/26 vs. Atl.
6	Corey Brewer, 3/9 vs. Tor.
6	Ricky Rubio, 12/28 at Mil.
6	Corey Brewer, 11/4 at Cle.

TURNOVERS

7	Ricky Rubio, 4/14 at G.S.
7	Kevin Love, 1/4 vs. OkC
7	Ricky Rubio, 11/27 vs. Den.
7	Kevin Love, 11/16 vs. Bos.

MINUTES PLAYED

49	Ricky Rubio, 3/19 at Dal.
48	Corey Brewer, 3/19 at Dal.
47	Kevin Love, 4/16 vs. Utah
46	Ricky Rubio, 4/4 at Mia.
46	Nikola Pekovic, 12/22 at LAC



2013-14 INDIVIDUAL HIGHS

PLAYER	MINUTES	FIELD GOALS	FREE THROWS	OFFENSIVE	DEFENSIVE	TOTAL	ASSISTS	STEALS	TURNOVERS	BLOCKED SHOTS	POINTS
J.J. BAREA	39 Apr. 4 at Mia.	10 Nov. 15 at Den.	7 Mar. 3 at Den.	1 (16) Apr. 2 vs. Mem.	6 Apr. 4 at Mia.	6 Apr. 4 at Mia.	11 Dec. 16 at Bos.	2 (2) Dec. 15 at Mem.	5 (3) Apr. 8 vs. S.A.	0	21 (2) Feb. 23 at Por.
COREY BREWER	48C Mar. 19 at Dal.	19C Apr. 11 vs. Hou.	11C Apr. 11 vs. Hou.	4 Dec. 7 vs. Mia.	10 Dec. 15 at Mem.	12 Dec. 15 at Mem.	5 (2) Apr. 14 at G.S.	6C (3) Apr. 11 vs. Hou.	6T Nov. 25 at Ind.	2 (7) Mar. 31 vs. LAC	51C Apr. 11 vs. Hou.
CHASE BUDINGER	38 Apr. 4 at Mia.	7 Apr. 4 at Mia.	5 Apr. 4 at Mia.	4 Feb. 10 vs. Hou.	7 Mar. 26 vs. Atl.	7 (2) Mar. 26 vs. Atl.	4 Apr. 4 at Mia.	2 (5) Apr. 4 at Mia.	3 Feb. 8 vs. Por.	1 (2) Mar. 31 vs. LAC	24 Apr. 4 at Mia.
DANTE CUNNINGHAM	43 Feb. 5 at OkC.	9 Feb. 5 at OkC.	6C Apr. 11 vs. Hou.	5 (2) Feb. 23 at Por.	9 Apr. 11 vs. Hou.	13 Apr. 11 vs. Hou.	6C Jan. 10 vs. Cha.	5C Nov. 16 vs. Bos.	2 (9) Apr. 16 vs. Utah	3 (5) Apr. 11 vs. Hou.	20 Apr. 11 vs. Hou.
GORGUI DIENG	41C Mar. 26 vs. Atl.	9C Apr. 13 at Sac.	10C Mar. 20 at Hou.	10C Apr. 11 vs. Hou.	13C Mar. 20 at Hou.	21C Mar. 20 at Hou.	4C (2) Apr. 13 at Sac.	3C Mar. 31 vs. LAC	5C Apr. 2 vs. Mem.	5C Mar. 16 vs. Sac.	22C Mar. 20 at Hou.
ROBBIE HUMMEL	35C Apr. 8 vs. S.A.	4C (6) Apr. 8 vs. S.A.	4C Apr. 5 at Orl.	3C (2) Apr. 8 vs. S.A.	7C Apr. 16 vs. Utah	9C Apr. 16 vs. Utah	3C (2) Apr. 11 vs. Hou.	2C (2) Apr. 16 vs. Utah	2C Feb. 23 at Por.	1C (2) Feb. 5 at OkC.	12C Apr. 5 at Orl.
OTHYUS JEFFERS <i>S.A.-Min.</i>	15 Jan. 29 vs. Chi.	2 Jan. 26 at Mia.	2 Apr. 9 vs. Chi.	1 Jan. 24 at Atl.	3 Apr. 9 vs. Chi.	3 Apr. 9 vs. Chi.	1 Jan. 26 at Mia.	0	1 Apr. 9 vs. Chi.	0T	5 Jan. 26 at Mia.
KEVIN LOVE	47 Apr. 16 vs. Uta.	15 (2) Dec. 22 at LAC	17 Feb. 1 at Atl.	7 Nov. 6 vs. G.S.	16 (2) Mar. 3 at Den.	19 (5) Mar. 3 at Den.	10C (3) Apr. 2 vs. Mem.	3T (2) Jan. 18 vs. Uta.	7C (2) Jan. 4 vs. OkC.	3 (2) Mar. 11 vs. Mil.	45 Dec. 22 at LAC
KEVIN MARTIN	43 Oct. 30 vs. Orl.	13 Feb. 4 vs. LAL	16 Mar. 3 at Den.	2 (6) Jan. 12 at S.A.	8 Nov. 20 vs. LAC	10 Nov. 20 vs. LAC	4 (7) Mar. 28 vs. LAL	4 (2) Dec. 10 at Det.	6 Dec. 22 at LAC	2 Jan. 29 vs. N.O.	36 Apr. 16 vs. Utah
LUC RICHARD MBAH A MOUTE <i>Sac.-Min.</i>	32 Nov. 24 at LAL	6 Apr. 13 at Sac.	5 Apr. 4 at Mia.	5 Dec. 28 at Mil.	6 Dec. 16 at Bos.	8 Dec. 28 at Mil.	3 (2) Nov. 23 at LAC	3 Dec. 20 at LAL	3 (2) Apr. 11 vs. Hou.	2 (3) Apr. 11 vs. Hou.	12 Apr. 13 at Sac.
SHABAZZ MUHAMMAD	24C Feb. 25 at Pho.	8C Feb. 25 at Pho.	5C Mar. 3 at Den.	5C (2) Mar. 23 vs. Pho.	4C Feb. 22 at Utah	7C Feb. 23 at Por.	1C (6) Mar. 31 vs. LAC	2C Feb. 25 at Pho.	4C Mar. 5 vs. N.Y.	1C Mar. 1 at Sac.	20C Feb. 25 at Pho.
NIKOLA PEKOVIC	46C Dec. 22 at LAC	16C Dec. 22 at LAC	8 (3) Mar. 28 vs. LAL	10c Dec. 20 at LAL	11 Jan. 18 vs. Utah	14 (4) Jan. 24 at G.S.	4T Nov. 10 at LAL	2 (7) Mar. 30 at Brk.	5 Mar. 9 vs. Tor.	3 (2) Jan. 15 vs. Sac.	34C Dec. 22 at LAC
A.J. PRICE	12 Nov. 13 vs. Cle.	4 Jan. 6 at Phi.	0	1 Jan. 24 at G.S.	2 (2) Jan. 10 vs. Cha.	2 (2) Jan. 10 vs. Cha.	2 (4) Dec. 28 at Mil.	1 Jan. 12 at S.A.	2 Nov. 23 at Hou.	0	9 Jan. 6 at Phi.
RICKY RUBIO	49C Mar. 19 at Dal.	10C Apr. 8 vs. S.A.	9 Dec. 11 vs. Phi.	3 (3) Mar. 5 vs. N.Y.	9 (2) Mar. 19 at Dal.	10 (2) Mar. 19 at Dal.	17C Feb. 19 vs. Ind.	7 Feb. 12 vs. Den.	7 (2) Apr. 14 at G.S.	2T Jan. 1 vs. N.O.	25C Feb. 8 vs. Por.
ALEXEY SHVED	26 Dec. 16 at Bos.	4 (5) Feb. 10 vs. Hou.	5 (2) Dec. 27 vs. Was.	2T (3) Feb. 1 at Atl.	4 Feb. 19 vs. Ind.	5 (2) Feb. 1 at Atl.	5 (2) Apr. 9 vs. Chi.	3C (2) Jan. 15 vs. Sac.	3 (4) Apr. 9 vs. Chi.	2 (2) Jan. 27 at Chi.	13 (2) Jan. 15 vs. Sac.
RONNY TURIAF	38 Feb. 8 vs. Por.	6 Jan. 27 at Chi.	6 Apr. 16 vs. Utah	6 Feb. 8 vs. Por.	10 Feb. 12 vs. Den.	13 Feb. 8 vs. Por.	3 (2) Feb. 12 vs. Den.	2 Jan. 12 at S.A.	4 Feb. 1 at Atl.	5 Feb. 1 at Atl.	14 Jan. 27 at Chi.
DERRICK WILLIAMS	27 Nov. 1 vs. OkC	5 Nov. 4 at Cle.	4 Nov. 20 vs. LAC	2 Nov. 22 vs. Brk.	7 Nov. 1 vs. OkC.	7 Nov. 1 vs. OkC.	1 Nov. 16 vs. Bos.	1 (4) Nov. 22 vs. Brk.	2 (2) Nov. 13 vs. Cle.	2 (2) Nov. 13 vs. Cle.	13 Nov. 4 at Cle.
TIMBERWOLVES HIGH GAMES	290 (2) Apr. 16 vs. Utah	51 Mar. 28 vs. LAL	52 Mar. 3 at Den.	22 Dec. 20 at LAL	46 Jan. 18 vs. Utah	60 Jan. 18 vs. Utah	37 Apr. 14 at G.S.	17 Mar. 26 vs. Atl.	21 (4) Apr. 14 at G.S.	8 (3) Apr. 11 vs. Hou.	143 Mar. 28 vs. LAL
TIMBERWOLVES LOW GAMES	240 (77) Apr. 14 at G.S.	24 Dec. 7 vs. Mia.	6 Jan. 31 vs. Mem.	5 (3) Mar. 14 at Cha.	22 (3) Apr. 5 at Orl.	30 Apr. 5 at Orl.	13 Dec. 7 vs. Mia.	3 (2) Jan. 29 vs. N.O.	5 Dec. 27 vs. Was.	0 (3) Mar. 3 at Den.	82 Dec. 7 vs. Mia.
OPPONENTS HIGH GAMES	290 (2) Apr. 16 vs. Utah	53 Apr. 16 vs. Utah	29 Feb. 8 vs. Por.	22 Apr. 16 vs. Utah	43 Nov. 23 at Hou.	60 Apr. 16 vs. Utah	36 Mar. 20 at Hou.	15 Mar. 28 vs. LAL	26 (2) Mar. 26 vs. Atl.	12 Nov. 4 at Cle.	136 Apr. 16 vs. Utah
OPPONENTS LOW GAMES	240 (77) Apr. 14 at G.S.	21 Jan. 18 vs. Utah	4 Apr. 2 vs. Mem.	4 (2) Jan. 10 vs. Cha.	12 Mar. 28 vs. LAL	26 Mar. 28 vs LAL	7 Nov. 22 vs. Brk.	3 (4) Mar. 11 vs. Mil.	8 (2) Mar. 28 vs. LAL	1 (3) Dec. 27 vs. Was.	72 Jan. 18 vs. Uta.

"C" indicates a new career-high, "T" a tied career-high.
Numbers in parentheses indicate the number of games in which a player or team has reached a given total (if more than one).



HISTORY



2012-13: 31-51



BACK ROW (L-R): Head Athletic Trainer Gregg Farnam, Strength and Conditioning Coach Keke Lyles, Physical Therapist Andre DeLoya, Nikola Pekovic, Kevin Love, Greg Stiemsma, Derrick Williams, Assistant Coach Jack Sikma, Assistant Coach Terry Porter, Assistant Coach T.R. Dunn

MIDDLE ROW (L-R): Assistant Video Coordinator Sam Newman-Beck, Video Coordinator Adam Johansen, Assistant Athletic Trainer/Assistant Strength and Conditioning Coach Dave Crewe, Player Development Coach Shawn Respert, Alexey Shved, Ricky Rubio, J.J. Barea, Luke Ridnour, Player Development Coach David Adelman, Assistant Coach Bill Bayno, Physical Therapist/Assistant Athletic Trainer Andrew Tai, Vice President of Medical Services Sheldon Burns

FRONT ROW (L-R): President of Basketball Operations David Kahn, Head Coach Rick Adelman, Brandon Roy, Dante Cunningham, Chris Johnson, Owner Glen Taylor, Andrei Kirilenko, Chase Budinger, Mickael Gelabale, Chief Operating Office Rob Moor, Team President Chris Wright

PLAYER	G/GS	MIN	FIELD GOALS			3-POINT FG			FREE THROWS			REBOUNDS			AST	PF	STL	BLK	PTS	AVG
			FG	FGA	PCT	FG	FGA	PCT	FT	FTA	PCT	OFF	DEF	TOT						
Love	18/18	618	105	298	.3352	20	92	.217	100	142	.704	64	188	252	42	34	13	9	330	18.3
Pekovic	62/62	1959	385	741	.520	0	0	---	241	324	.744	230	315	545	53	143	43	50	1011	16.3
Kirilenko	64/64	2034	284	560	.507	35	120	.292	188	250	.752	102	260	362	177	82	96	62	791	12.4
Williams	78/56	1916	338	786	.430	65	196	.332	192	272	.706	96	334	430	46	127	44	37	933	12.0
Ridnour	82/82	2474	367	811	.453	66	212	.311	139	164	.848	41	165	206	311	187	82	15	939	11.5
Barea	74/2	1713	316	758	.417	97	280	.346	105	134	.784	34	173	207	294	131	32	0	834	11.3
Rubio	57/47	1691	185	514	.360	27	92	.293	211	264	.3799	44	185	229	418	143	137	5	608	10.7
Budinger	23/1	508	79	191	.414	26	81	.321	32	42	.762	15	56	71	25	29	14	7	216	9.4
Cunningham	80/9	2010	314	671	.468	0	6	.000	67	103	.650	142	266	408	67	153	84	38	695	8.7
Shved	77/16	1840	236	635	.372	85	288	.295	108	150	.720	41	134	175	286	117	54	27	665	8.6
Howard	11/4	207	31	77	.403	5	16	.313	7	12	.583	9	27	36	4	18	10	3	74	6.7
Roy	5/5	122	11	35	.314	0	9	.000	7	10	.700	3	11	14	23	5	3	0	29	5.8
Gelabale	36/13	644	72	139	.518	16	52	.308	21	24	.875	32	67	99	26	47	16	4	181	5.0
Lee	16/12	289	29	76	.382	8	24	.333	12	20	.600	15	24	39	20	30	12	6	78	4.9
Stiemsma	76/19	1209	127	278	.457	0	0	---	53	69	.768	61	200	261	30	184	44	90	307	4.0
Johnson	30/0	284	48	75	.640	0	0	---	21	34	.618	20	40	60	8	49	7	28	117	3.9
Hayward	4/0	31	2	10	.200	0	4	.000	6	6	1.000	0	4	4	3	3	2	0	10	2.5
Amundson	20/0	161	14	38	.368	0	0	---	4	20	.200	23	24	47	3	26	7	6	32	1.6
Conroy	4/0	20	0	9	.3000	0	3	.000	1	2	.500	1	0	1	0	1	0	0	1	0.3
TIMBERWOLVES	82	19730	2943	6702	.439	450	1475	.305	1515	2042	.742	973	2473	3446	1836	1509	700	387	7851	95.7
OPPONENTS	82	19730	3113	6657	.468	576	1559	.369	1243	1652	.752	871	2583	3454	1832	1847	661	481	8045	98.1



2012-13 DAY-BY-DAY

G#	DATE	OPPONENT	WOLVES/OPP	RECORD	HIGH POINTS	HIGH REBOUNDS	ATTENDANCE	G#	DATE	OPPONENT	WOLVES/OPP	RECORD	HIGH POINTS	HIGH REBOUNDS	ATTENDANCE
1	Nov 2	SACRAMENTO	W 92- 80	1-0	Barea-21	Cunningham-9	19,356	42	Jan 30	L.A. CLIPPERS	L 90- 96	17-25	Pekovic-17	Pekovic-12	15,312
2	Nov 4	@Toronto	L 86-105	1-1	Kirilenko-17	Williams-8	16,754	43	Feb 1	L.A. LAKERS	L100-111	17-26	Shved-18	Pekovic/Williams-9	18,547
3	Nov 5	@Brooklyn	W 107- 96	2-1	Pekovic-21	Cunningham-11	14,017	44	Feb 2	NEW ORLEANS	W115- 86	18-26	Cunningham-18	Pekovic-7	16,289
4	Nov 7	ORLANDO	W 90- 75	3-1	Ridnour-19	Williams-6	17,121	45	Feb 4	PORTLAND	L 98-100	18-27	Cunningham-23	Pekovic-11	13,446
5	Nov 9	INDIANA	W 96- 94	4-1	Budinger-18	Pekovic-8	18,222	46	Feb 6	SAN ANTONIO	L 94-104	18-28	Pekovic-21	Williams-12	15,224
6	Nov 10	@Chicago	L 80- 87	4-2	Pekovic-18	Kirilenko-12	21,974	47	Feb 8	NEW YORK	L 94-100	18-29	Ridnour-20	Pekovic-11	16,542
7	Nov 12	@Dallas	W 90- 82	5-2	Pekovic-20	Kirilenko-11	19,322	48	Feb 10	@Memphis	L 88-105	18-30	Ridnour/Rubio-17	Pekovic/Williams-6	16,023
8	Nov 14	CHARLOTTE	L 87- 89	5-3	Kirilenko-26	Kirilenko-12	13,272	49	Feb 11	@Cleveland	W100- 92	19-30	Ridnour-21	Pekovic-10	11,556
9	Nov 16	GOLDEN STATE	L 98-106	5-4	Williams-23	Williams-7	16,013	50	Feb 13	UTAH	L 93- 97	19-31	Williams-24	Williams-16	13,117
10	Nov 21	DENVER	L 94-101	5-5	Love-34	Love-14	16,879	51	Feb 20	PHILADELPHIA	W 94- 87	20-31	Pekovic-27	Pekovic-18	14,439
11	Nov 23	@Portland	L 95-103	5-6	Love-24	Love-13	20,555	52	Feb 22	@Oklahoma Cit	L111-127	20-32	Shved-17	Stiemsma-6	18,203
12	Nov 24	@Golden State	L 85- 96	5-7	Pekovic-17	Love-15	19,084	53	Feb 24	GOLDEN STATE	L 99-100	20-33	Williams-23	Williams-12	18,033
13	Nov 27	@Sacramento	W 97- 89	6-7	Love-23	Love-24	10,741	54	Feb 26	@Phoenix	L 83- 84 (OT)	20-34	Williams-21	Pekovic/Williams-12	14,973
14	Nov 28	@L.A. Clippers	L 95-101	6-8	Love-19	Love-12	19,060	55	Feb 28	@L.A. Lakers	L 94-116	20-35	Barea-20	Rubio/Williams-8	18,997
15	Nov 30	MILWAUKEE	W 95- 85	7-8	Ridnour/Shved-16	Pekovic-16	16,418	56	Mar 2	@Portland	L 94-109	20-36	Williams-23	Rubio-9	20,390
16	Dec 4	@Philadelphia	W105- 88	8-8	Shved-17	Howard/Love-10	13,986	57	Mar 4	MIAMI	L 81- 97	20-37	Williams-25	Cunningham-11	18,391
17	Dec 5	@Boston	L 94-104	8-9	Love-19	Love-13	18,624	58	Mar 6	WASHINGTON	W 87- 82	21-37	Williams-16	Williams-8	13,233
18	Dec 7	CLEVELAND	W 91- 73	9-9	Love-36	Love-13	16,623	59	Mar 9	@Denver	L 88-111	21-38	Gelabale-19	Johnson-8	18,823
19	Dec 12	DENVER	W108-105	10-9	Pekovic-22	Love-14	16,444	60	Mar 10	DALLAS	L 77-100	21-39	Williams-18	Williams-9	15,209
20	Dec 14	@New Orleans	W113-102	11-9	Pekovic-31	Kirilenko-11	14,671	61	Mar 12	SAN ANTONIO	W107- 83	22-39	Rubio-21	Rubio-13	14,219
21	Dec 15	DALLAS	W114-106 (OT)	12-9	Pekovic-21	Kirilenko-10	18,173	62	Mar 13	@Indiana	L 91-107	22-40	Rubio-21	Stiemsma-9	14,187
22	Dec 17	@Orlando	L 93-102	12-10	Love-23	Love-15	16,992	63	Mar 15	@Houston	L100-108	22-41	Williams/Barea-19	Gelabale/Rubio-7	18,046
23	Dec 18	@Miami	L 92-103	12-11	Kirilenko-22	Love-18	19,862	64	Mar 17	NEW ORLEANS	W 97- 95	23-41	Williams-28	Williams-7	14,246
24	Dec 20	OKLAHOMA CITY	W 99- 93	13-11	Love-28	Love-11	17,114	65	Mar 18	@Memphis	L 77- 92	23-42	Shved-12	Gelabale/Cunningham/	16,378
25	Dec 23	@New York	L 91- 94	13-12	Pekovic-21	Pekovic-17	19,033							Stiemsma-7	
26	Dec 26	HOUSTON	L 84- 87	13-13	Barea-18	Love-12	20,340	66	Mar 21	@Sacramento	L 98-101	23-43	Pekovic-18	Pekovic-12	12,176
27	Dec 29	PHOENIX	W111-107	14-13	Pekovic-28	Love-18	19,356	67	Mar 22	@Phoenix	W117- 86	24-43	Kirilenko-20	Stiemsma-10	16,155
28	Jan 2	@Utah	L 84-106	14-14	Love/Shved-13	Love-10	19,120	68	Mar 24	CHICAGO	L 97-104	24-44	Williams-28	Pekovic-8	17,330
29	Jan 3	@Denver	W101- 97	15-14	Barea/Shved-17	Love-17	16,921	69	Mar 26	@Detroit	W105- 82	25-44	Barea-21	Pekovic-11	16,877
30	Jan 5	PORTLAND	L 97-102	15-15	Pekovic-21	Pekovic-15	16,220	70	Mar 27	L.A. LAKERS	L117-120	25-45	Pekovic-19	Pekovic-16	18,029
31	Jan 8	ATLANTA	W108-103	16-15	Pekovic-25	Pekovic-18	15,988	71	Mar 29	OKLAHOMA CITY	W101- 93	26-45	Pekovic-22	Pekovic-15	18,121
32	Jan 9	@Oklahoma Cit	L 84-106	16-16	Shved-18	Williams-11	18,203	72	Mar 30	MEMPHIS	L 86- 99	26-46	Rubio-23	Rubio-10	13,680
33	Jan 11	@New Orleans	L 92-104	16-17	Ridnour-20	Cunningham-9	13,538	73	Apr 1	BOSTON	W110-100	27-46	Pekovic-29	Kirilenko-9	14,546
34	Jan 13	@San Antonio	L 88-106	16-18	Barea-15	Kirilenko-11	18,144	74	Apr 3	@Milwaukee	W107- 98	28-46	Pekovic-27	Pekovic/Cunningham-8	15,386
35	Jan 14	@Dallas	L 98-113	16-19	Barea-21	Pekovic-12	19,486	75	Apr 5	TORONTO	L 93- 95	28-47	Pekovic-24	Pekovic-8	16,681
36	Jan 17	L.A. CLIPPERS	L 77- 90	16-20	Ridnour-21	Pekovic-9	16,198	76	Apr 6	DETROIT	W107-101	29-47	Pekovic/Barea-20	Pekovic-13	15,311
37	Jan 19	HOUSTON	W 92- 79	17-20	Kirilenko-21	Kirilenko-11	16,799	77	Apr 9	@Golden State	L 89-105	29-48	Budinger-17	Stiemsma-9	19,596
38	Jan 21	@Atlanta	L 96-104	17-21	Williams-17	Kirilenko-6	13,808	78	Apr 10	@L.A. Clipper	L 95-111	29-49	Pekovic-20	Williams-10	19,060
39	Jan 23	BROOKLYN	L 83- 91	17-22	Kirilenko-15	Kirilenko/Johnson/	15,785	79	Apr 12	@Utah	L100-107	29-50	Barea-23	Stiemsma-7	19,609
						Williams-6		80	Apr 13	PHOENIX	W105- 93	30-50	Rubio-24	Cunningham-8	16,701
40	Jan 25	@Washington	L101-114	17-23	Williams-18	Williams-11	14,095	81	Apr 15	UTAH	L 80- 96	30-51	Williams-18	Stiemsma-8	17,009
41	Jan 26	@Charlotte	L101-102	17-24	Ridnour-22	Ridnour/Stiemsma-7	15,397	82	Apr 17	@San Antonio	W108- 95	31-51	Williams-21	Stiemsma-9	18,581



2011-12: 26-40



BACK ROW (L-R): Player Development Coach Shawn Respert, Michael Beasley, Kevin Love, Nikola Pekovic, Darko Milicic, Brad Miller, Anthony Randolph, Assistant Coach Jack Sikma.
MIDDLE ROW (L-R): Video Coordinator Adam Johansen, Head Athletic Trainer Gregg Farnam, Strength and Conditioning Coach Keke Lyles, J.J. Barea, Ricky Rubio, Wayne Ellington, Player Development Coach David Adelman, Assistant Coach Terry Porter, Physical Therapist/Assistant Athletic Trainer Andrew Tai, Assistant Coach T.R. Dunn, Assistant Coach Bill Bayno.
FRONT ROW (L-R): President of Basketball Operations David Kahn, Wes Johnson, Malcolm Lee, Derrick Williams, Head Coach Rick Adelman, Luke Ridnour, Anthony Tolliver, Martell Webster.

PLAYER	G/GS	MIN	FIELD GOALS			3-POINT FG			FREE THROWS			REBOUNDS			AST	PF	STL	BLK	PTS	AVG
			FG	FGA	PCT	FG	FGA	PCT	FT	FTA	PCT	OFF	DEF	TOT						
Love	55/55	2145	474	1059	.448	105	252	.372	379	460	.824	226	508	734	111	152	47	28	1432	26.0
Pekovic	47/35	1264	256	454	.564	0	0	---	139	187	.743	181	165	346	31	98	29	31	651	13.9
Ridnour	53/53	1750	242	550	.440	49	152	.322	106	119	.891	19	122	141	252	136	56	16	639	12.1
Beasley	47/7	1087	221	497	.445	38	101	.376	61	95	.642	39	168	207	45	83	18	19	541	11.5
Barea	41/11	1032	167	418	.400	53	143	.371	76	98	.776	14	100	114	232	61	21	0	463	11.3
Rubio	41/31	1404	139	389	.357	32	94	.340	126	157	.803	21	150	171	336	97	91	8	436	10.6
Williams	66/15	1418	205	498	.412	37	138	.268	136	195	.697	77	234	311	38	95	30	31	583	8.8
Randolph	34/5	517	94	200	.470	0	1	.000	64	84	.762	42	81	123	19	56	13	35	252	7.4
Webster	47/26	1140	115	272	.423	37	109	.339	57	72	.792	42	126	168	40	86	31	17	324	6.9
Ellington	51/4	973	122	302	.404	35	108	.324	32	40	.800	14	85	99	33	56	26	10	311	6.1
Johnson	65/64	1469	158	397	.398	53	169	.314	24	34	.706	24	153	177	59	115	35	48	393	6.0
Milicic	29/23	472	59	130	.454	0	0	---	16	37	.432	35	62	97	17	59	9	25	134	4.6
Tolliver	51/0	882	71	782	.390	25	101	.248	41	55	.745	50	103	153	22	86	18	19	208	4.1
Lee	19/0	243	23	59	.390	2	10	.200	14	17	.824	9	17	26	31	22	8	4	62	3.3
Miller	15/1	146	9	27	.333	7	15	.467	10	12	.833	4	15	19	24	10	4	2	35	2.3
TIMBERWOLVES	66	15940	2355	5434	.433	473	1423	.332	1281	1662	.771	797	2089	2886	1290	1212	436	293	6464	97.9
OPPONENTS	66	15940	2572	5656	.455	406	1195	.340	1059	1402	.755	771	2096	2867	1422	1435	549	377	6609	100.1



2011-12 DAY-BY-DAY

G#	DATE	OPPONENT	WOLVES/OPP	RECORD	HIGH POINTS	HIGH REBOUNDS	ATTENDANCE	G#	DATE	OPPONENT	WOLVES/OPP	RECORD	HIGH POINTS	HIGH REBOUNDS	ATTENDANCE
1	12/26	OKLAHOMA CITY	L 100-104	0-1	Beasley - 24	Love - 12	19,406	34	2/22	UTAH	W 100-98	17-17	Barea - 22	Pekovic - 12	18,776
2	12/27	@ Milwaukee	L 95-98	0-2	Love - 31	Love - 20	17,352	35	2/28	@ L.A. Clippers	W 109-97	18-17	Beasley, Williams - 27	Love, Rubio - 7	19,243
3	12/30	MIAMI	L 101-103	0-3	Love - 25	Love - 12	19,356	36	2/29	@ L.A. Lakers	L 85-104	18-18	Beasley, Webster - 14	Randolph - 9	18,997
4	1/1	DALLAS	W 99-82	1-3	Love - 25	Love - 17	15,115	37	3/1	@ Phoenix	L 95-104	18-19	Love - 23	Love - 10	15,071
5	1/2	SAN ANTONIO	W 106-96	2-3	Love - 24	Love - 15	14,514	38	3/3	@ Portland	W 122-110	19-19	Love - 42	Love - 10	20,644
6	1/4	MEMPHIS	L 86-90	2-4	Love - 27	Love - 14	17,404	39	3/5	L.A. CLIPPERS	W 95-94	20-19	Love - 39	Love - 17	19,509
7	1/6	CLEVELAND	L 87-98	2-5	Love - 29	Love - 14	16,943	40	3/7	PORTLAND	W 106-94	21-19	Love - 29	Love - 16	17,118
8	1/8	@ Washington	W 93-72	3-5	Love - 20	Love - 16	13,095	41	3/9	L.A. LAKERS	L 102-105	21-20	Pekovic - 25	Pekovic - 13	20,164
9	1/9	@ Toronto	L 87-97	3-6	Barea - 16	Love - 14	14,097	42	3/10	NEW ORLEANS	L 89-95	21-21	Love - 31	Love - 16	20,123
10	1/10	CHICAGO	L 100-111	3-7	Ridnour - 22	Love - 13	19,356	43	3/12	@ Phoenix	W 127-124	22-21	Love - 30	Pekovic, Williams - 8	14,568
11	1/13	@ New Orleans	W 87-80	4-7	Love - 34	Love - 15	14,295	44	3/15	@ Utah	L 105-111 (OT)	22-22	Love - 25	Love - 16	18,503
12	1/14	@ Atlanta	L 91-93	4-8	Love - 30	Love - 13	13,135	45	3/16	@ L.A. Lakers	L 92-97	22-23	Love - 27	Love - 15	18,997
13	1/16	SACRAMENTO	W 99-86	5-8	Love - 33	Love - 11	16,159	46	3/18	@ Sacramento	L 99-105	22-24	Love - 21	Love - 11	15,616
14	1/18	DETROIT	W 93-85	6-8	Love - 20	Love - 17	15,598	47	3/19	@ Golden State	W 97-93	23-24	Love - 36	Love - 16	19,596
15	1/20	@ L.A. Clippers	W 101-98	7-8	Milicic - 22	Love - 14	19,492	48	3/21	@ San Antonio	L 100-116	23-25	Barea - 18	Love - 12	18,581
16	1/21	@ Utah	L 98-108	7-9	Rubio - 17	Love, Williams - 8	19,911	49	3/23	@ Oklahoma City	L 140-149 (2OT)	23-26	Love - 51	Love - 14	18,203
17	1/23	HOUSTON	L 92-107	7-10	Love - 39	Love - 11	16,924	50	3/25	DENVER	W 117-100	24-26	Love - 30	Love - 21	20,023
18	1/25	@ Dallas	W 105-90	8-10	Love - 31	Love - 11	20,150	51	3/27	@ Memphis	L 86-93	24-27	Love - 28	Love - 11	14,796
19	1/27	SAN ANTONIO	W 87-79	9-10	Love, Rubio - 18	Love - 16	16,699	52	3/28	@ Charlotte	W 88-83	25-27	Love - 40	Love - 19	10,540
20	1/29	L.A. LAKERS	L 101-106	9-11	Love - 33	Love - 13	17,551	53	3/30	BOSTON	L 79-100	25-28	Love - 22	Love -11	19,356
21	1/30	@ Houston	W 120-108	10-11	Beasley - 34	Rubio - 8	14,264	54	4/1	@ Portland	L 106-119	25-29	Love - 26	Love - 9	20,359
22	2/1	INDIANA	L 99-109	10-12	Love - 21	Love - 17	15,017	55	4/2	@ Sacramento	L 108-116	25-30	Love - 23	Love - 7	12,279
23	2/3	@ New Jersey	W 108-105	11-12	Pekovic - 27	Pekovic - 11	15,069	56	4/4	GOLDEN STATE	L 94-97	25-31	Love - 29	Love - 12	17,161
24	2/4	HOUSTON	W 100-91	12-12	Love - 25	Love - 18	19,356	57	4/7	@ New Orleans	L 90-99	25-32	Love - 29	Love - 12	15,520
25	2/7	SACRAMENTO	W 86-84	13-12	Pekovic - 23	Beasley - 14	14,073	58	4/9	PHOENIX	L 90-114	25-33	Love - 25	Love - 13	17,274
26	2/8	@ Memphis	L 80-85	13-13	Barea - 17	Pekovic, Williams - 9	13,287	59	4/11	@ Denver	L 107-113	25-34	Randolph - 28	Williams - 8	15,823
27	2/10	DALLAS	L 97-104	13-14	Love - 32	Love - 12	17,119	60	4/12	L.A. CLIPPERS	L 82-95	25-35	Pekovic - 17	Beasley - 10	16,016
28	2/11	NEW YORK	L 98-100	13-15	Love - 32	Love - 21	20,232	61	4/14	OKLAHOMA CITY	L 110-115	25-36	Beasley - 26	Pekovic - 13	19,552
29	2/13	@ Orlando	L 89-102	13-16	Love - 19	Love - 15	18,846	62	4/16	@ Indiana	L 88-111	25-37	Barea - 14	Williams - 10	11,845
30	2/15	CHARLOTTE	W 102-90	14-16	Love - 30	Love - 18	15,139	63	4/17	MEMPHIS	L 84-91	25-38	Barea - 28	Pekovic - 11	16,709
31	2/17	@ Houston	W 111-98	15-16	Love - 33	Love - 17	16,836	64	4/19	@ Detroit	W 91-80	26-38	Pekovic - 23	Randolph - 10	12,458
32	2/19	PHILADELPHIA	W 92-91	16-16	Rubio - 22	Love - 15	18,759	65	4/22	GOLDEN STATE	L 88-93	26-39	Pekovic - 19	Pekovic - 16	15,872
33	2/20	@ Denver	L 101-103 (OT)	16-17	Love - 22	Love - 13	17,236	66	4/26	DENVER	L 102-131	26-40	Barea - 20	Pekovic - 10	14,824



2010-11: 17-65



BACK ROW (L-R): Player Development Coach Darrick Martin, Assistant Coach J.B. Bickerstaff, Assistant Coach Bill Laimbeer, Head Coach Kurt Rambis, Assistant Coach Reggie Theus, Assistant Coach Dave Wohl, Player Development Assistant Coach Jason Glover, Director of Security Bob Goedderz.

MIDDLE ROW (L-R): Physical Therapist/Assistant Athletic Trainer Andrew Tai, Strength and Conditioning Coach Dave Vitel, Wayne Ellington, Luke Ridnour, Jonny Flynn, Sebastian Telfair, Martell Webster, Athletic Trainer Gregg Farnam, Video Coordinator Adam Johansen.

FRONT ROW (L-R): President of Basketball Operations David Kahn, Lazar Hayward, Anthony Randolph, Darko Milicic, Michael Beasley, Kevin Love, Nikola Pekovic, Anthony Tolliver, Wes Johnson.

PLAYER	G/GS	MIN	FIELD GOALS			3-POINT FG			FREE THROWS			REBOUNDS			AST	PF	STL	BLK	PTS	AVG
			FG	FGA	PCT	FG	FGA	PCT	FT	FTA	PCT	OFF	DEF	TOT						
Love	73/73	2611	482	1026	.470	88	211	.417	424	499	.850	330	782	1112	184	148	45	28	1476	20.2
Beasley	73/73	2361	561	1246	.450	60	164	.366	219	291	.753	118	291	409	158	222	54	52	1401	19.2
Ridnour	71/66	2159	319	681	.468	81	184	.440	121	137	.883	37	162	199	384	146	89	10	840	11.8
Webster	46/1	1094	152	340	.447	55	132	.417	94	122	.770	36	111	147	53	101	28	9	453	9.8
Johnson	79/63	2069	271	682	.397	103	289	.356	64	92	.696	51	189	240	148	163	58	54	709	9.0
Milicic	69/69	1686	271	578	.469	0	0	---	64	115	.557	133	227	360	104	229	54	140	606	8.8
Brewer	56/22	1362	168	437	.384	26	99	.263	121	171	.708	45	107	152	77	134	89	14	483	8.6
Randolph (TOT)	40/3	590	123	264	.466	1	4	.250	58	86	.674	43	117	160	33	62	22	24	305	7.6
Randolph (MIN)	23/3	463	109	219	.498	0	0	---	52	74	.703	32	88	120	26	47	18	16	270	11.7
Telfair	37/8	711	97	241	.402	28	78	.359	44	60	.733	17	37	54	111	64	25	3	266	7.2
Tolliver	65/4	1362	141	313	.450	47	115	.409	105	131	.802	92	203	295	82	145	28	28	434	6.7
Ellington	62/8	1181	160	397	.403	48	121	.397	42	53	.792	26	82	108	72	85	28	3	410	6.6
Pekovic	65/11	887	136	263	.517	0	0	---	87	114	.763	90	103	193	27	181	18	35	359	5.5
Flynn	53/8	983	108	296	.365	31	100	.310	32	42	.762	12	65	77	182	58	34	3	279	5.3
Hayward	42/0	419	55	154	.357	17	60	.283	33	42	.786	23	47	70	28	44	12	7	160	3.8
Ager	4/0	29	6	11	.545	3	4	.750	0	0	---	0	2	2	1	4	1	0	15	3.8
Koufos	39/1	336	47	108	.435	0	2	.000	12	24	.500	42	55	97	7	50	8	20	106	2.7
Gaines	8/0	65	7	22	.318	2	6	.333	5	10	.500	1	5	6	6	4	3	0	21	2.6
TIMBERWOLVES	82	19780	3090	7014	.441	589	1565	.376	1519	1977	.768	1085	2556	3641	1650	1825	592	422	8288	101.1
OPPONENTS	82	19780	3230	6902	.468	639	1707	.374	1733	2227	.778	913	2577	3490	2031	1717	777	447	8832	107.7



2010-11 DAY-BY-DAY

G#	DATE	OPPONENT	WOLVES/OPP	RECORD	HIGH POINTS	HIGH REBOUNDS	ATTENDANCE	G#	DATE	OPPONENT	WOLVES/OPP	RECORD	HIGH POINTS	HIGH REBOUNDS	ATTENDANCE
1	10/27	SACRAMENTO	L 116-117	0-1	Ridnour-20	Love-10	17,067	42	1/17	@ Portland	L 102-113	10-32	Love, Milicic-22	Love-17	20,239
2	10/29	MILWAUKEE	W 96-85	1-1	Beasley-21	Love-16	17,197	43	1/19	@ L.A. Clipper	L 111-126	10-33	Love-26	Love-11	17,793
3	10/30	@ Memphis	L 89-109	1-2	Ellington-15	Love-13	12,753	44	1/24	HOUSTON	L 125-129	10-34	Love-24	Love-17	11,983
4	11/2	@ Miami	L 97-129	1-3	Love-20	Pekovic-8	19,600	45	1/26	OKLAHOMA CITY	L 117-118 (OT)	10-35	Love-31	Love-21	14,979
5	11/3	@ Orlando	L 86-128	1-4	Love-22	Love-9	18,846	46	1/28	@ Utah	L 100-108	10-36	Love-22	Love-15	19,911
6	11/5	ATLANTA	L 103-113	1-5	Brewer/Johnson/ Love-18	Love-12	17,222	47	1/29	TORONTO	W 103-87	11-36	Love-21	Love-12	14,991
7	11/7	@ Houston	L 94-120	1-6	Love-16	Love-16	15,058	48	2/2	MEMPHIS	L 84-102	11-37	Beasley-19	Love-10	12,662
8	11/9	@ L.A. Lakers	L 94-99	1-7	Love-23	Love-24	18,997	49	2/4	@ Toronto	L 100-111	11-38	Love-20	Love-15	14,389
9	11/10	@ Sacramento	W 98-89	2-7	Beasley-42	Beasley, Love-9	12,433	50	2/5	DENVER	L 100-113	11-39	Beasley-23	Love-19	15,389
10	11/12	NEW YORK	W 112-103	3-7	Beasley-35	Love-31	15,232	51	2/7	@ New Orleans	W 104-92	12-39	Love-27	Love-17	13,401
11	11/14	@ Atlanta	L 105-111	3-8	Beasley-25	Love-17	12,027	52	2/8	@ Houston	W 112-108	13-39	Love-20	Love-14	15,679
12	11/15	@ Charlotte	L 110-113	3-9	Beasley-28	Milicic-12	11,211	53	2/11	@ Indiana	L 105-116	13-40	Love-22	Love-15	12,559
13	11/17	L.A. CLIPPERS	W 113-111	4-9	Beasley-33	Love-14	12,909	54	2/12	PHILADELPHIA	L 87-107	13-41	Love-16	Love-13	17,011
14	11/19	L.A. LAKERS	L 95-112	4-10	Beasley-25	Milicic-16	19,356	55	2/14	PORTLAND	L 81-95	13-42	Webster-17	Love-11	11,227
15	11/22	@ Oklahoma City	L 107-117	4-11	Love-24	Love-17	17,653	56	2/16	L.A. CLIPPERS	L 90-98	13-43	Ellington, Love-18	Love-18	15,227
16	11/24	SAN ANTONIO	L 109-113 (OT)	4-12	Love-32	Love-22	13,117	57	2/22	@ Milwaukee	L 88-94	13-44	Beasley-21	Love-17	13,106
17	11/27	GOLDEN STATE	L 94-104	4-13	Beasley-28	Love-22	14,440	58	2/23	MEMPHIS	L 95-104	13-45	Ellington-16	Love-11	11,497
18	12/1	@ Dallas	L 86-100	4-14	Beasley-16	Love-15	19,567	59	2/25	NEW ORLEANS	L 81-95	13-46	Johnson, Ridnour-22	Love-14	16,965
19	12/3	@ San Antonio	L 101-107	4-15	Beasley-28	Love-18	18,581	60	2/27	GOLDEN STATE	W 126-123	14-46	Love-37	Love-23	16,021
20	12/4	CLEVELAND	W 129-95	5-15	Love-28	Love-19	14,422	61	3/1	L.A. LAKERS	L 79-90	14-47	Johnson-20	Love-11	17,111
21	12/6	@ New York	L 114-121	5-16	Love-33	Love-15	19,763	62	3/2	@ Detroit	W 116-105	15-47	Love-20	Love-20	13,122
22	12/8	OKLAHOMA CITY	L 103-111	5-17	Beasley-26	Love-21	13,907	63	3/4	@ Philadelphia	L 100-111	15-48	Love-21	Love-23	12,008
23	12/10	DETROIT	W 109-99	6-17	Love-27	Love-18	13,988	64	3/5	@ Washington	L 96-103	15-49	Love-20	Love-21	18,216
24	12/11	@ Chicago	L 82-113	6-18	Love-23	Love-15	21,102	65	3/7	DALLAS	L 105-108	15-50	Love-23	Love-17	13,288
25	12/14	@ Golden State	L 99-108	6-19	Milicic-25	Love-14	17,615	66	3/9	INDIANA	W 101-75	16-50	Beasley, Love-16	Love-21	15,153
26	12/15	@ Phoenix	L 122-128	6-20	Love-23	Love-16	16,977	67	3/11	UTAH	W 122-101	17-50	Love-24	Love-12	18,534
27	12/17	@ Portland	L 102-107	6-21	Beasley-33	Love-17	20,310	68	3/13	@ Golden State	L 77-100	17-51	Beasley, Webster-16	Love-12	17,788
28	12/18	@ Denver	L 113-115	6-22	Love-43	Love-17	15,409	69	3/16	@ Utah	L 104-119	17-52	Love-22	Love-11	19,465
29	12/20	@ L.A. Clipper	L 90-113	6-23	Beasley-20	Love-10	16,053	70	3/18	@ L.A. Lakers	L 98-106	17-53	Johnson-29	Love-13	18,997
30	12/22	UTAH	L 107-112	6-24	Love-25	Love-19	15,809	71	3/20	SACRAMENTO	L 95-127	17-54	Ridnour-22	Milicic-6	18,993
31	12/26	@ Cleveland	W 98-97	7-24	Beasley-28	Love-18	20,562	72	3/24	@ Dallas	L 96-104	17-55	Randolph-31	Randolph-11	20,296
32	12/27	NEW ORLEANS	W 113-98	8-24	Beasley-30	Love-11	11,679	73	3/25	@ Oklahoma City	L 103-111	17-56	Randolph-24	Randolph-15	18,203
33	12/29	DENVER	L 113-119	8-25	Beasley-33	Love-14	17,093	74	3/27	BOSTON	L 82-85	17-57	Beasley-28	Tolliver-15	19,178
34	1/1	NEW JERSEY	W 103-88	9-25	Love-23	Love-10	12,665	75	3/30	CHICAGO	L 91-108	17-58	Love-16	Love-9	19,207
35	1/3	@ Boston	L 93-96	9-26	Beasley-19	Love-24	18,624	76	4/1	MIAMI	L 92-111	17-59	Webster-22	Love-7	19,096
36	1/5	CHARLOTTE	L 105-108 (OT)	9-27	Love-35	Love-15	14,881	77	4/2	@ Memphis	L 89-106	17-60	Beasley-20	Pekovic-6	15,327
37	1/7	PORTLAND	L 98-108	9-28	Love-30	Love-19	12,213	78	4/5	@ New Jersey	L 105-107	17-61	Beasley, Randolph-20	Beasley-11	13,461
38	1/9	@ San Antonio	L 91-94	9-29	Love-18	Love-17	18,581	79	4/6	PHOENIX	L 98-108	17-62	Beasley-24	Beasley-11	16,113
39	1/11	SAN ANTONIO	L 96-107	9-30	Love-20	Love-20	11,209	80	4/9	@ Denver	L 106-130	17-63	Hayward, Webster-15	Tolliver-7	19,155
40	1/13	WASHINGTON	W 109-97	10-30	Love-35	Love, Milicic-11	11,437	81	4/11	@ Phoenix	L 127-135 (OT)	17-64	Beasley-26	Randolph, Tolliver-10	17,485
41	1/15	ORLANDO	L 99-108	10-31	Brewer-23	Love-15	17,391	82	4/13	HOUSTON	L 102-121	17-65	Beasley-34	Tolliver-13	17,101



2009-10: 15-67



BACK ROW (L-R): Video Coordinator Mike Lindahl, Assistant Director of Player Development Darrick Martin, Assistant Coach J.B. Bickerstaff, Assistant Coach Bill Laimbeer, Head Coach Kurt Rambis, Assistant Coach Reggie Theus, Assistant Coach Dave Wohl, Director of Security Bob Goedderz

MIDDLE ROW (L-R): Strength and Conditioning Intern Joe Bueckers, Strength and Conditioning Coach Dave Vitel, Physical Therapist Andre Deloya, Sasha Pavlovic, Wayne Ellington, Jonny Flynn, Ramon Sessions, Ryan Gomes, Corey Brewer, Damien Wilkins, Orthopaedic Surgeon Dr. David Fischer, Vice President of Team Medical Services Dr. Sheldon Burns, Athletic Trainer Gregg Farnam, Training Intern Tim Greve

FRONT ROW (L-R): President Chris Wright, Ryan Hollins, Oleksiy Pecherov, Al Jefferson, President of Basketball Operations David Kahn, Owner Glen Taylor, Kevin Love, Brian Cardinal, Darko Milicic, CEO Rob Moor

PLAYER	G/GS	MIN	FIELD GOALS			3-POINT FG			FREE THROWS			REBOUNDS			AST	PF	STL	BLK	PTS	AVG
			FG	FGA	PCT	FG	FGA	PCT	FT	FTA	PCT	OFF	DEF	TOT						
Jefferson	76/76	2463	560	1125	.498	0	4	.000	181	266	.680	180	523	703	137	205	63	98	1301	17.1
Love	60/22	1714	291	646	.450	35	106	.330	225	276	.815	227	431	658	136	136	43	23	842	14.0
Flynn	81/81	2339	397	952	.417	77	215	.358	223	270	.826	24	167	191	356	98	82	2	1094	13.5
Brewer	82/82	2482	409	949	.431	82	237	.346	166	256	.648	70	209	279	193	224	117	29	1066	13.0
Gomes	76/64	2210	327	732	.447	74	199	.372	104	126	.825	76	272	348	124	155	62	16	832	10.9
Sessions	82/1	1732	253	555	.456	1	15	.067	167	233	.717	58	156	214	258	137	55	5	674	8.2
Milicic (TOT)	32/18	685	100	204	.490	0	1	.000	15	28	.536	47	104	151	47	82	22	34	215	6.7
Milicic (MIN)	24/18	614	92	187	.492	0	1	.000	15	28	.536	42	91	133	43	75	18	33	199	8.3
Ellington	76/1	1384	190	448	.424	64	162	.395	61	70	.871	33	126	159	74	72	20	5	505	6.6
Hollins	73/27	1223	169	303	.558	0	1	.000	109	158	.690	79	128	207	51	199	19	38	447	6.1
Wilkins	80/31	1585	165	381	.433	18	61	.295	103	129	.798	72	177	249	135	144	66	25	451	5.6
Pecherov	44/5	447	77	188	.410	14	52	.269	29	32	.906	32	92	124	11	55	9	14	197	4.5
Pavlovic	71/0	877	109	300	.363	35	118	.297	10	26	.385	12	105	117	58	84	23	6	263	3.7
Tucker (TOT)	15/0	95	17	39	.436	1	7	.143	16	21	.762	6	4	10	4	6	0	0	51	3.4
Tucker (MIN)	4/0	25	4	9	.444	0	0	---	0	0	---	1	2	3	1	1	0	0	8	2.0
Jawai	39/2	412	49	111	.441	0	1	.000	26	38	.684	49	55	104	24	58	10	9	124	3.2
Cardinal	29/0	267	14	36	.389	3	9	.333	17	18	.944	7	22	29	24	56	9	3	48	1.7
Hart	1/0	5	0	1	.000	0	0	---	0	0	---	0	0	0	1	0	1	0	0	0.0
TIMBERWOLVES	82	19780	3106	6923	.449	403	1181	.341	1436	1926	.746	962	2556	3518	1626	1699	597	306	8051	98.2
OPPONENTS	82	19780	3343	6961	.480	618	1690	.366	1534	1981	.774	917	2640	3557	2103	1686	721	442	8838	107.8



2009-10 DAY-BY-DAY

G#	DATE	OPPONENT	WOLVES/OPP	RECORD	HIGH POINTS	HIGH REBOUNDS	ATTENDANCE	G#	DATE	OPPONENT	WOLVES/OPP	RECORD	HIGH POINTS	HIGH REBOUNDS	ATTENDANCE
1	10/28	NEW JERSEY	W 95-93	1-0	Flynn - 18	Wilkins - 10	18,358	44	1/22	NEW ORLEANS	L 94-96	9-35	Jefferson - 25	Jefferson - 13	17,101
2	10/30	CLEVELAND	L 87-104	1-1	Flynn - 17	Jefferson - 8	19,356	45	1/23	@ Milwaukee	L 94-127	9-36	Flynn - 20	Love - 12	17,742
3	11/1	@ Phoenix	L 112-120	1-2	Gomes - 23	Gomes - 15	15,376	46	1/26	@ New York	L 105-132	9-37	Brewer - 22	Jefferson - 10	18,111
4	11/2	@ L.A. Clippers	L 90-93	1-3	Jefferson - 24	Sessions - 8	13,614	47	1/27	@ Cleveland	L 95-109	9-38	Brewer - 22	Jefferson, Love - 10	20,562
5	11/4	BOSTON	L 90-92	1-4	Pecherov - 24	Pecherov - 8	19,133	48	1/29	L.A. CLIPPERS	W 111-97	10-38	Brewer - 20	Jefferson - 16	13,398
6	11/6	MILWAUKEE	L 72-87	1-5	Flynn - 20	Pecherov - 9	13,758	49	1/31	NEW YORK	W 112-91	11-38	Love - 25	Jefferson, Love - 11	13,711
7	11/8	@ Portland	L 93-116	1-6	Jawai-16	Jefferson - 10	20,306	50	2/5	@ Dallas	W 117-108	12-38	Flynn - 19	Love - 11	20,034
8	11/9	@ Golden State	L 105-146	1-7	Flynn - 20	Wilkins - 10	15,468	51	2/6	MEMPHIS	W 109-102	13-38	Gomes - 26	Jefferson, Love - 7	14,159
9	11/11	PORTLAND	L 84-107	1-8	Flynn - 15	Gomes - 7	13,555	52	2/9	@ Philadelphia	L 97-119	13-39	Ellington - 16	Jefferson - 10	11,038
10	11/13	DALLAS	L 77-89	1-9	Flynn - 11	Pavlovic - 10	12,372	53	2/10	CHARLOTTE	L 92-93	13-40	Jefferson - 19	Jefferson - 10	13,352
11	11/14	@ Memphis	L 87-97	1-10	Brewer - 16	Hollins - 8	10,019	54	2/16	@ Detroit	L 85-108	13-41	Love - 22	Love - 15	14,449
12	11/18	HOUSTON	L 84-97	1-11	Jefferson - 20	Jefferson - 10	11,137	55	2/17	@ Washington	L 99-108	13-42	Jefferson - 18	Love - 13	13,143
13	11/21	@ Portland	L 78-106	1-12	Jefferson - 20	Jefferson, Pecherov - 10	20,453	56	2/19	CHICAGO	L 94-100	13-43	Brewer - 19	Flynn, Wilkins - 7	18,183
14	11/23	@ L.A. Clippers	L 87-91	1-13	Flynn - 17	Jefferson - 13	13,815	57	2/21	OKLAHOMA CITY	L 107-109	13-44	Flynn, Love - 19	Love - 14	14,202
15	11/25	DENVER	L 111-124	1-14	Brewer - 22	Brewer - 13	13,101	58	2/23	@ Miami	W 91-88	14-44	Love - 17	Love - 12	15,854
16	11/27	PHOENIX	L 95-120	1-15	Sessions - 23	Hollins - 6	18,225	59	2/24	@ Atlanta	L 92-98	14-45	Love - 19	Love - 12	15,059
17	11/29	@ Denver	W 106-100	2-15	Gomes - 27	Wilkins - 12	15,147	60	2/26	@ Oklahoma City	L 92-109	14-46	Love - 19	Milicic - 9	18,203
18	12/2	MEMPHIS	L 95-97	2-16	Gomes - 20	Jefferson - 9	11,408	61	2/27	PORTLAND	L 91-110	14-47	Jefferson - 19	Jefferson - 11	19,266
19	12/4	@ New Orleans	L 89-98	2-17	Jefferson - 20	Jefferson - 14	14,720	62	3/3	@ Dallas	L 109-112	14-48	Brewer - 24	Love - 14	19,511
20	12/5	UTAH	W 108-101	3-17	Gomes - 23	Jefferson - 11	18,466	63	3/6	HOUSTON	L 98-112	14-49	Love - 20	Love - 11	15,587
21	12/8	@ Toronto	L 88-94	3-18	Love - 18	Jefferson - 11	15,167	64	3/8	DALLAS	L 112-125	14-50	Jefferson - 36	Jefferson - 14	14,007
22	12/9	NEW ORLEANS	L 96-97	3-19	Gomes - 21	Jefferson - 16	12,056	65	3/10	DENVER	L 102-110	14-51	Brewer - 21	Milicic - 12	14,256
23	12/11	@ L.A. Lakers	L 92-104	3-20	Jefferson - 24	Love - 19	18,997	66	3/12	SAN ANTONIO	L 85-103	14-52	Ellington - 17	Jefferson - 9	17,009
24	12/12	@ Sacramento	L 100-120	3-21	Jefferson - 26	Love - 12	11,333	67	3/14	@ Sacramento	L 100-114	14-53	Jefferson - 22	Jefferson - 10	10,736
25	12/14	@ Utah	W 110-108	4-21	Flynn - 28	Love - 14	18,090	68	3/16	@ Phoenix	L 114-152	14-54	Brewer - 21	Jefferson - 8	18,197
26	12/16	L.A. CLIPPERS	L 95-120	4-22	Love - 19	Love - 12	12,526	69	3/17	@ Utah	L 100-122	14-55	Brewer/	Jefferson - 8	19,851
27	12/18	SACRAMENTO	W 112-96	5-22	Brewer, Love - 20	Love - 16	13,144						Jefferson - 17		
28	12/20	@ Boston	L 104-122	5-23	Flynn - 21	Jefferson, Love - 11	18,624	70	3/19	@ L.A. Lakers	L 96-104	14-56	Flynn - 20	Milicic - 12	18,997
29	12/22	ATLANTA	L 87-112	5-24	Jefferson - 17	Love - 19	11,271	71	3/22	TORONTO	L 100-106	14-57	Jefferson - 22	Gomes, Jefferson - 7	14,554
30	12/23	@ New Jersey	W 103-99	6-24	Jefferson - 27	Love - 16	10,204	72	3/24	@ Charlotte	L 95-108	14-58	Jefferson - 21	Love - 9	14,457
31	12/26	WASHINGTON	W 101-89	7-24	Brewer - 27	Wilkins - 13	16,838	73	3/26	@ Orlando	L 97-106	14-59	Jefferson - 18	Jefferson - 13	17,461
32	12/29	@ San Antonio	L 99-117	7-25	Jefferson - 20	Love - 12	18,581	74	3/28	PHOENIX	L 105-111	14-60	Love - 23	Love - 22	16,668
33	12/30	UTAH	L 103-107	7-26	Jefferson - 21	Love - 11	14,123	75	3/31	SACRAMENTO	W 108-99	15-60	Brewer/	Jefferson - 12	15,582
34	1/1	ORLANDO	L 94-106	7-27	Flynn - 23	Jefferson, Love - 10	17,065						Jefferson - 19		
35	1/2	@ Indiana	L 111-122	7-28	Jefferson - 23	Hollins - 9	12,685	76	4/3	MIAMI	L 84-97	15-61	Jefferson/	Love - 11	17,601
36	1/6	GOLDEN STATE	L 101-107	7-29	Jefferson - 26	Love - 15	12,046						Sessions - 12		
37	1/8	INDIANA	W 116-109	8-29	Jefferson - 25	Love - 13	13,111	77	4/4	@ Oklahoma City	L 108-116	15-62	Flynn, Gomes - 22	Love - 9	18,203
38	1/9	@ Chicago	L 96-110	8-30	Gomes - 15	Love - 10	20,255	78	4/7	GOLDEN STATE	L 107-116	15-63	Flynn, Gomes - 19	Love - 18	15,863
39	1/11	@ Denver	L 94-105	8-31	Brewer - 25	Jefferson - 15	14,669	79	4/9	L.A. LAKERS	L 88-97	15-64	Flynn - 19	Love - 18	20,200
40	1/13	@ Houston	L 114-120 (3OT)	8-32	Jefferson - 26	Jefferson - 26	15,175	80	4/11	@ New Orleans	L 86-114	15-65	Gomes - 18	Love - 6	14,931
41	1/15	@ Memphis	L 110-135	8-33	Brewer - 22	Love - 9	12,812	81	4/12	@ San Antonio	L 111-133	15-66	Pavlovic-16	Love - 9	18,581
42	1/18	PHILADELPHIA	W 108-103 (OT)	9-33	Flynn - 29	Jefferson - 13	14,637	82	4/14	DETROIT	L 98-103	15-67	Brewer - 27	Jefferson - 11	15,790
43	1/20	OKLAHOMA CITY	L 92-94	9-34	Brewer - 25	Jefferson - 9	12,995								



2008-09: 24-58



BACK ROW (L-R): Shelden Williams, Mark Madsen, Al Jefferson, Jason Collins, Kevin Love, Corey Brewer, Brian Cardinal
MIDDLE ROW (L-R): Strength and Condition Intern Joe Bueckers, Strength and Condition Coach Dave Vitel, Athletic Training Intern Kakeru Nakajima, Physical Therapist Andre Deloya, Sebastian Telfair, Kevin Ollie, Rodney Carney, Mike Miller, Ryan Gomes, Craig Smith, Randy Foye, Bobby Brown, Vice President Team Medical Services Dr. Sheldon Burns, Director of Security Bob Goedderz, Athletic Trainer Gregg Farnam, Video Coordinator Mike Lindahl
FRONT ROW (L-R): Director of Player Personnel Zarko Durisic, Assistant General Manager Rob Babcock, Assistant General Manager Fred Hoiberg, General Manager Jim Stack, Chief Executive Officer Rob Moor, Owner Glen Taylor, Head Coach Kevin McHale, Assistant Coach Jerry Sichting, Assistant Coach J.B. Bickerstaff, Assistant Coach Dean Cooper, Assistant Coach Ed Pinckney

PLAYER	G/GS	MIN	FIELD GOALS			3-POINT FG			FREE THROWS			REBOUNDS			AST	PF	STL	BLK	PTS	AVG
			FG	FGA	PCT	FG	FGA	PCT	FT	FTA	PCT	OFF	DEF	TOT						
Jefferson	50/50	1836	485	975	.497	0	4	.000	186	252	.738	172	376	548	79	141	39	83	1156	23.1
Foye	70/61	2494	399	981	.407	111	308	.360	230	272	.846	34	180	214	303	201	72	26	1139	16.3
Gomes	82/76	2614	420	974	.431	106	285	.372	146	181	.807	106	286	392	135	183	63	22	1092	13.3
Love	81/37	2048	316	688	.459	2	19	.105	265	336	.789	274	460	734	84	205	35	50	899	11.1
Smith	74/31	1460	289	514	.562	0	1	.000	168	248	.677	98	186	284	79	184	31	19	746	10.1
Miller	73/47	2356	264	548	.482	85	225	.378	109	149	.732	73	410	483	326	139	30	31	722	9.9
Telfair	75/43	2095	267	697	.383	73	211	.346	131	160	.819	32	95	127	343	184	73	12	738	9.8
McCants	34/2	636	105	292	.360	38	119	.319	60	81	.741	11	52	63	32	63	27	6	308	9.1
Carney	67/6	1199	176	423	.416	79	226	.350	50	66	.758	36	90	126	26	94	45	29	481	7.2
Brewer	15/8	307	37	90	.411	5	12	.417	14	19	.737	18	31	49	25	37	15	3	93	6.2
Brown (TOT)	68/2	931	141	360	.392	45	130	.346	34	43	.791	14	38	52	117	95	21	3	361	5.3
Brown (MIN)	21/1	256	47	113	.416	14	36	.389	8	9	.889	6	10	16	30	21	6	2	116	5.5
Williams (TOT)	45/0	513	70	157	.446	0	2	.000	46	63	.730	49	104	153	12	64	22	18	186	4.1
Williams (MIN)	15/0	207	30	68	.441	0	0	---	14	21	.667	24	51	75	4	28	10	8	74	4.9
Ollie	50/21	850	61	150	.407	0	1	.000	80	96	.833	13	62	75	117	79	19	4	202	4.0
Cardinal	64/4	909	65	169	.385	30	92	.326	30	35	.857	39	103	142	76	135	37	13	190	3.0
Collins	31/22	422	22	70	.314	0	0	---	13	28	.464	28	42	70	11	73	9	13	57	1.8
Madsen	19/1	116	3	14	.214	0	0	---	0	4	.000	10	8	18	4	18	1	1	6	0.3
Booth	1/0	1	0	0	---	0	0	---	0	0	---	1	0	1	0	0	0	0	0	0.0
TIMBERWOLVES	82	19805	2986	6766	.441	543	1539	.353	1504	1957	.769	975	2442	3417	1674	1785	512	322	8019	97.8
OPPONENTS	82	19805	3109	6561	.474	536	1420	.377	1668	2145	.778	813	2539	3352	1765	1642	610	484	8422	102.7



2008-09 DAY-BY-DAY

G#	DATE	OPPONENT	WOLVES/OPP	RECORD	HIGH POINTS	HIGH REBOUNDS	ATTENDANCE	G#	DATE	OPPONENT	WOLVES/OPP	RECORD	HIGH POINTS	HIGH REBOUNDS	ATTENDANCE
1	10/29	SACRAMENTO	W 98-96	1-0	Jefferson - 21	Jefferson - 10	17,820	42	1/25	CHICAGO	W 109-108 (OT)	15-27	Jefferson - 39	Love - 15	16,009
2	11/1	DALLAS	L 85-95	1-1	McCants - 18	Jefferson - 12	16,893	43	1/26	@ Milwaukee	W 90-83	16-27	Jefferson - 23	Jefferson, Miller - 10	12,914
3	11/2	@ Oklahoma City	L 85-88	1-2	Jefferson - 24	Jefferson - 13	18,163	44	1/28	DETROIT	L 89-98	16-28	Jefferson - 24	Love - 10	14,232
4	11/5	SAN ANTONIO	L 125-129 (2OT)	1-3	Jefferson - 30	Jefferson - 14	11,112	45	1/30	L.A. LAKERS	L 119-132	16-29	Jefferson - 34	Jefferson - 13	19,111
5	11/7	@ Sacramento	L 109-121	1-4	Love - 20	Jefferson - 9	10,592	46	2/1	@ Boston	L 101-109	16-30	Jefferson - 34	Jefferson - 11	18,624
6	11/8	@ Portland	L 93-97	1-5	Jefferson - 27	Love - 7	20,599	47	2/3	@ Indiana	W 116-111	17-30	Foye - 19	Jefferson - 15	11,015
7	11/11	@ Golden State	L 110-113 (OT)	1-6	Jefferson - 25	Jefferson - 12	17,422	48	2/4	ATLANTA	L 86-94	17-31	Jefferson - 18	Love - 14	13,745
8	11/15	PORTLAND	L 83-88	1-7	Jefferson - 26	Jefferson - 6	12,213	49	2/7	@ Houston	L 90-107	17-32	Jefferson - 36	Jefferson - 22	16,815
9	11/16	@ Denver	L 84-90	1-8	Jefferson - 20	Jefferson - 14	16,721	50	2/8	@ New Orleans	L 97-101	17-33	Jefferson - 25	Jefferson - 14	16,046
10	11/19	PHILADELPHIA	W 102-96	2-8	Jefferson - 25	Miller - 10	10,111	51	2/10	TORONTO	L 102-110	17-34	Foye - 33	Love - 12	12,722
11	11/21	BOSTON	L 78-95	2-9	Jefferson - 21	Smith - 7	19,107	52	2/17	@ Washington	L 103-111	17-35	Foye - 23	Love - 11	11,623
12	11/23	@ Detroit	W 106-80	3-9	Foye - 23	Smith - 9	22,076	53	2/18	@ Miami	W 111-104	18-35	Telfair - 30	Cardinal - 10	17,525
13	11/26	PHOENIX	L 102-110	3-10	Jefferson - 28	Jefferson - 17	11,708	54	2/20	INDIANA	L 105-112	18-36	Foye - 36	Love - 12	13,777
14	11/28	@ Oklahoma City	W 105-103	4-10	Smith - 23	Jefferson - 9	18,229	55	2/22	L.A. LAKERS	L 108-111	18-37	Gomes, Telfair - 20	Love - 10	19,177
15	11/29	DENVER	L 97-106	4-11	Foye - 25	Jefferson - 13	14,197	56	2/24	@ Toronto	L 110-118	18-38	Foye - 25	Miller - 12	17,457
16	12/1	@ Charlotte	L 90-100	4-12	Foye - 23	Miller - 10	9,285	57	2/25	UTAH	L 103-120	18-39	Gomes, Love - 24	Love - 15	13,108
17	12/3	@ Orlando	L 89-100	4-13	Jefferson - 19	Love - 12	15,705	58	2/27	PORTLAND	L 82-102	18-40	Miller, Smith - 16	Gomes - 9	17,017
18	12/5	@ New Jersey	L 84-113	4-14	Foye - 20	Jefferson - 12	15,364	59	3/1	HOUSTON	L 94-105	18-41	Foye - 24	Miller, Smith - 6	13,716
19	12/6	L.A. CLIPPERS	L 84-107	4-15	Jefferson - 28	Love - 15	10,863	60	3/3	GOLDEN STATE	L 94-118	18-42	Foye - 19	Love - 14	14,780
20	12/9	UTAH	L 96-99	4-16	Jefferson - 21	Love - 15	10,475	61	3/6	@ L.A. Lakers	L 90-110	18-43	Gomes - 20	Love - 14	18,997
21	12/10	@ Denver	L 105-116	4-17	Foye, Jefferson - 26	Love - 14	14,007	62	3/7	@ Portland	L 93-95	18-44	Gomes - 28	Collins, Love, Miller - 7	20,535
22	12/12	SAN ANTONIO	L 86-98	4-18	Jefferson - 29	Jefferson - 13	15,336	63	3/9	WASHINGTON	L 99-110	18-45	Gomes, Telfair - 18	Love - 11	13,119
23	12/14	@ L.A. Lakers	L 86-98	4-19	Jefferson - 20	Jefferson - 13	18,997	64	3/11	MEMPHIS	W 104-79	19-45	Gomes - 25	Love, Miller - 11	12,443
24	12/15	@ Sacramento	L 103-118	4-20	Jefferson - 22	Love - 15	10,593	65	3/13	NEW YORK	L 94-102	19-46	Gomes - 28	Miller - 11	14,311
25	12/17	CLEVELAND	L 70-93	4-21	Jefferson - 20	Jefferson - 11	14,899	66	3/14	CHARLOTTE	W 108-100	20-46	Love - 22	Love, Smith - 7	15,276
26	12/20	HOUSTON	L 102-109	4-22	Jefferson - 34	Jefferson - 13	12,115	67	3/17	@ San Antonio	L 86-93	20-47	Love, Telfair - 17	Love - 19	18,797
27	12/23	@ San Antonio	L 93-99	4-23	Jefferson - 28	Foye - 16	17,996	68	3/18	@ New Orleans	L 93-94	20-48	Love - 23	Love - 11	17,253
28	12/26	@ New York	W 120-107	5-23	McCants - 23	Jefferson - 15	19,763	69	3/20	@ Houston	L 88-107	20-49	Smith - 19	Love - 12	17,456
29	12/27	ORLANDO	L 94-118	5-24	McCants - 21	Love - 10	17,003	70	3/22	OKLAHOMA CITY	L 90-97	20-50	Smith - 19	Miller, Smith - 10	18,561
30	12/29	MEMPHIS	W 108-98 (OT)	6-24	Jefferson - 38	Jefferson - 16	12,207	71	3/23	@ Atlanta	L 97-109	20-51	Foye - 19	Miller - 9	13,425
31	12/30	@ Dallas	L 100-107	6-25	Jefferson - 21	Jefferson - 9	20,264	72	3/25	@ Philadelphia	L 88-96	20-52	Carney - 21	Gomes, Love - 9	16,965
32	1/2	GOLDEN STATE	W 115-108	7-25	Jefferson - 32	Gomes, Jefferson - 10	11,921	73	3/27	@ Cleveland	L 85-107	20-53	Foye, Love - 18	Love - 6	20,562
33	1/3	@ Chicago	W 102-92	8-25	Foye - 21	Jefferson - 14	20,516	74	3/29	NEW JERSEY	W 108-99	21-53	Miller - 22	Love - 11	16,539
34	1/6	@ Memphis	W 94-87	9-25	Foye - 23	Jefferson - 12	10,156	75	3/31	DALLAS	L 88-108	21-54	Love - 23	Love - 12	12,111
35	1/7	OKLAHOMA CITY	W 129-87	10-25	Foye - 32	Love - 15	10,272	76	4/3	@ Utah	W 103-102	22-54	Carney, Gomes - 25	Miller - 9	19,911
36	1/10	MILWAUKEE	W 106-104	11-25	Carney - 22	Love - 12	15,007	77	4/5	DENVER	L 87-110	22-55	Telfair - 18	Williams-12	16,839
37	1/13	MIAMI	L 96-99	11-26	Foye - 29	Jefferson - 10	10,856	78	4/7	@ L.A. Clippers	W 87-77	23-55	Gomes - 24	Love - 15	16,757
38	1/16	@ Phoenix	W 105-103	12-26	Jefferson - 22	Love - 14	18,422	79	4/8	@ Golden State	W 105-97	24-55	Telfair - 21	Love - 12	18,808
39	1/19	@ L.A. Clippers	W 94-86	13-26	Jefferson, Smith - 20	Jefferson - 17	14,399	80	4/11	PHOENIX	L 97-110	24-56	Telfair - 21	Miller - 9	18,478
40	1/20	@ Utah	L 107-112	13-27	Jefferson - 25	Love - 9	19,911	81	4/13	@ Dallas	L 94-96	24-57	Smith - 24	Love - 11	19,900
41	1/23	NEW ORLEANS	W 116-108	14-27	Foye, Jefferson - 24	Jefferson - 14	18,224	82	4/15	SACRAMENTO	L 90-97	24-58	Smith - 18	Love - 10	17,333



2007-08: 22-60



BACK ROW (L-R): Craig Smith, Chris Richard, Al Jefferson, Michael Doleac, Antoine Walker, Mark Madsen, Corey Brewer
MIDDLE ROW (L-R): Physical Therapist Andre Deloya, Assistant Athletic Trainer Anthony Aldridge, Strength and Conditioning Coach Dave Vitel, Athletic Trainer Gregg Farnam, Sebastian Telfair, Randy Foye, Ryan Gomes, Marko Jaric, Kirk Snyder, Rashad McCants, Greg Buckner, Orthopaedic Surgeon Dr. David Fischer, Video Coordinator Mike Lindahl
FRONT ROW (L-R): Director of Player Personnel Zarko Durisic, Assistant Coach Ed Pinckney, Assistant General Manager Rob Babcock, Assistant General Manager Fred Hoiberg, General Manager Jim Stack, Chief Executive Officer Rob Moor, Owner Glen Taylor, Vice President of Basketball Operations Kevin McHale, President Chris Wright, Head Coach Randy Wittman, Assistant Coach Jerry Sichting, Assistant Coach Bob Ociepka, Assistant Coach J.B. Bickerstaff

PLAYER	G/GS	MIN	FIELD GOALS			3-POINT FG			FREE THROWS			REBOUNDS			AST	PF	STL	BLK	PTS	AVG
			FG	FGA	PCT	FG	FGA	PCT	FT	FTA	PCT	OFF	DEF	TOT						
Jefferson	82/82	2919	721	1441	.500	0	5	.000	284	394	.721	308	603	911	117	222	74	119	1726	21.0
McCants	75/24	2020	428	944	.453	142	349	.407	116	155	.748	50	156	206	162	234	66	18	1114	14.9
Foye	39/31	1259	198	462	.429	61	148	.412	53	65	.815	13	115	128	164	102	36	3	510	13.1
Gomes	82/74	2434	392	857	.457	59	179	.330	190	229	.830	133	342	475	145	154	65	10	1033	12.6
Smith	77/11	1547	297	528	.563	0	9	.000	133	200	.665	123	230	353	60	217	36	17	727	9.4
Telfair	60/51	1933	223	556	.401	32	114	.281	78	105	.743	16	119	135	355	171	59	11	556	9.3
Jaric	75/56	2189	227	528	.430	46	127	.362	121	163	.742	38	184	222	311	180	97	32	621	8.3
Walker	46/1	892	136	375	.363	61	188	.324	35	66	.530	56	112	168	45	80	33	8	368	8.0
Snyder (TOT)	36/18	761	96	189	.508	5	23	.217	64	88	.727	30	96	126	64	55	20	15	261	7.3
Snyder (MIN)	27/18	680	83	161	.516	3	14	.214	58	77	.753	25	89	114	56	49	19	14	227	8.4
Ratliff	10/6	214	23	45	.511	0	1	.000	17	25	.680	13	26	39	7	30	3	19	63	6.3
Brewer	79/35	1803	182	486	.374	7	36	.194	88	110	.800	82	210	292	111	188	76	25	459	5.8
Green	29/0	358	49	148	.331	15	39	.385	34	41	.829	11	51	62	29	43	8	4	147	5.1
Buckner	31/4	520	45	117	.385	15	50	.300	19	22	.864	10	55	65	39	63	21	2	124	4.0
Doleac	24/8	257	28	63	.444	0	0	---	1	2	.500	16	33	49	7	44	10	10	57	2.4
Richard	52/3	556	41	87	.471	0	0	---	16	27	.593	52	83	135	18	83	10	12	98	1.9
Madsen	20/6	151	3	19	.158	0	0	---	3	12	.250	18	20	38	4	25	3	2	9	0.5
TIMBERWOLVES	82	19730	3076	6817	.451	441	1259	.350	1246	1693	.736	964	2428	3392	1630	1885	616	306	7839	95.6
OPPONENTS	82	19730	3056	6481	.472	541	1516	.357	1742	2266	.769	871	2545	3416	1899	1434	610	468	8395	102.4



2007-08 DAY-BY-DAY

G#	DATE	OPPONENT	WOLVES/OPP	RECORD	HIGH POINTS	HIGH REBOUNDS	ATTENDANCE	G#	DATE	OPPONENT	WOLVES/OPP	RECORD	HIGH POINTS	HIGH REBOUNDS	ATTENDANCE
1	11/2	DENVER	L 91-99	0-1	McCants - 23	Jefferson - 13	19,443	43	1/27	NEW JERSEY	W 98-95	8-35	Jefferson - 40	Jefferson - 19	11,937
2	11/4	@ New York	L 93-97	0-2	Gomes - 19	Jefferson - 12	19,763	44	1/29	@ Chicago	L 85-96	8-36	Jefferson - 20	Jefferson - 12	21,725
3	11/6	ORLANDO	L 103-111	0-3	Jefferson - 25	Jefferson - 10	12,003	45	1/30	CHICAGO	W 83-67	9-36	Jefferson - 26	Jefferson - 20	10,910
4	11/9	@ L.A. Lakers	L 93-107	0-4	Jefferson - 24	Jefferson - 15	18,997	46	2/1	L.A. CLIPPERS	W 104-83	10-36	Jefferson - 25	Jefferson - 11	12,739
5	11/10	@ Sacramento	L 93-100	0-5	Jefferson - 17	Jefferson - 12	13,170	47	2/4	HOUSTON	L 86-92	10-37	Jefferson - 33	Jefferson - 16	10,019
6	11/14	SACRAMENTO	W 108-103	1-5	McCants - 33	Jaric - 8	11,656	48	2/8	BOSTON	L 86-88	10-38	Jefferson - 18	Jefferson - 9	19,511
7	11/16	WASHINGTON	L 89-105	1-6	McCants - 19	Jefferson - 10	11,783	49	2/10	TORONTO	L 82-105	10-39	Jefferson - 18	Jefferson - 9	13,785
8	11/17	NEW ORLEANS	L 82-100	1-7	Jefferson - 20	Jefferson - 10	15,324	50	2/12	@ New Jersey	L 88-92	10-40	Telfair - 24	Jefferson - 11	14,975
9	11/21	CLEVELAND	L 86-97	1-8	Jefferson - 30	Jefferson - 8	15,224	51	2/13	L.A. LAKERS	L 92-117	10-41	Jefferson - 19	Jefferson - 9	13,874
10	11/23	@ Denver	L 93-99	1-9	Walker - 24	Jefferson - 14	17,097	52	2/19	PHILADELPHIA	W 104-88	11-41	McCants - 20	Jefferson - 14	12,981
11	11/24	ATLANTA	L 87-94	1-10	Jefferson - 23	Jefferson - 16	14,101	53	2/21	SAN ANTONIO	L 99-100	11-42	Jefferson - 28	Smith - 6	13,920
12	11/26	@ New Orleans	W 103-94	2-10	Jaric - 21	Buckner - 9	8,393	54	2/24	DALLAS	L 83-99	11-43	Jefferson - 22	Jefferson - 8	19,429
13	11/28	@ Dallas	L 103-109	2-11	Jefferson - 31	Jefferson - 14	20,054	55	2/26	UTAH	W 111-100	12-43	Jefferson/	Gomes - 11	15,009
14	11/30	SAN ANTONIO	L 91-106	2-12	Jefferson - 23	Jefferson - 11	16,297						McCants - 22		
15	12/1	@ Memphis	L 80-109	2-13	McCants - 18	Walker - 9	12,896	56	2/27	@ Toronto	L 85-107	12-44	Jefferson - 23	Ratliff - 6	18,325
16	12/4	L.A. LAKERS	L 95-116	2-14	Telfair - 16	Jefferson - 12	17,513	57	2/29	@ Cleveland	L 84-92	12-45	Jefferson - 22	Jefferson - 10	20,562
17	12/6	@ Atlanta	L 89-90	2-15	Smith - 20	Brewer - 18	12,232	58	3/2	SEATTLE	L 108-111 (OT)	12-46	Jefferson - 30	Jefferson - 12	11,508
18	12/8	PHOENIX	W 100-93	3-15	Jefferson - 32	Jefferson - 20	19,356	59	3/4	CHARLOTTE	L 89-109	12-47	Jefferson - 18	Jefferson - 11	10,019
19	12/11	@ Washington	L 88-102	3-16	Smith - 36	Brewer - 9	12,177	60	3/5	@ Utah	L 76-105	12-48	Foye - 18	Jefferson - 10	19,911
20	12/12	@ Philadelphia	L 94-98	3-17	Jefferson - 22	Jefferson - 11	10,971	61	3/7	@ Sacramento	W 111-103	13-48	McCants - 22	Jefferson - 13	13,990
21	12/14	SEATTLE	L 88-99	3-18	Jefferson - 22	Jefferson - 16	16,523	62	3/8	@ L.A. Clippers	W 99-96	14-48	Jefferson - 30	Jefferson - 12	17,807
22	12/15	@ Milwaukee	L 92-95	3-19	Smith - 30	Jefferson - 15	15,512	63	3/11	PORTLAND	L 96-103	14-49	Jefferson - 20	Jefferson - 10	13,433
23	12/17	@ Miami	L 87-91	3-20	Jefferson - 22	Jefferson - 20	19,600	64	3/14	@ Seattle	W 121-116	15-49	Gomes - 23	Gomes - 15	14,035
24	12/19	GOLDEN STATE	L 98-111	3-21	Jefferson - 24	Jefferson - 14	13,001	65	3/15	@ Portland	L 96-107	15-50	Jaric - 19	Jefferson - 11	20,079
25	12/21	INDIANA	W 131-118	4-21	Jefferson - 29	Jefferson - 13	15,379	66	3/17	L.A. CLIPPERS	W 99-90	16-50	Jefferson - 22	Jefferson - 14	10,034
26	12/22	@ New Orleans	L 76-110	4-22	Gomes - 20	Jefferson - 13	11,257	67	3/19	MEMPHIS	W 98-94	17-50	Jefferson - 29	Jefferson - 13	12,666
27	12/26	@ Golden State	L 101-105	4-23	Jefferson - 20	Jefferson - 19	19,596	68	3/21	@ Indiana	L 113-124	17-51	McCants - 22	Jefferson - 9	11,805
28	12/28	@ Portland	L 98-109	4-24	Jefferson - 22	Gomes, Jefferson - 7	20,491	69	3/22	NEW YORK	W 114-93	18-51	Gomes - 26	Jefferson - 9	14,789
29	12/29	@ Seattle	L 90-109	4-25	Jefferson - 17	Jefferson, Richard - 8	14,038	70	3/26	@ Houston	L 86-97	18-52	Jefferson - 21	Jefferson - 10	18,269
30	12/31	@ L.A. Clippers	L 82-91	4-26	Jefferson - 23	Gomes, Jefferson - 15	14,404	71	3/28	@ San Antonio	L 84-99	18-53	Gomes - 17	Gomes - 10	18,797
31	1/2	PORTLAND	L 79-90	4-27	Jefferson - 29	Jefferson - 16	13,339	72	3/30	UTAH	W 110-103	19-53	Jefferson - 22	Jefferson - 8	19,356
32	1/4	DENVER	L 107-118	4-28	McCants - 34	Jefferson - 15	13,536	73	4/1	DETROIT	L 90-94	19-54	Jefferson - 26	Gomes, Jefferson - 7	15,119
33	1/6	DALLAS	L 78-101	4-29	McCants - 21	Jefferson - 11	17,644	74	4/2	@ Utah	L 100-117	19-55	Jaric - 18	Jaric, Smith - 5	19,911
34	1/8	MIAMI	W 101-91	5-29	McCants - 27	Jefferson - 10	13,111	75	4/4	@ Phoenix	L 88-117	19-56	Jefferson - 24	Jefferson - 12	18,422
35	1/11	@ Houston	L 82-113	5-30	Gomes - 20	Gomes, Jefferson - 6	16,223	76	4/6	MEMPHIS	L 101-113	19-57	Gomes - 19	Gomes, Jefferson/	16,764
36	1/12	@ San Antonio	L 88-105	5-31	Jefferson - 24	Gomes - 9	18,797						Smith - 8		
37	1/15	GOLDEN STATE	L 98-105	5-32	Walker - 26	Jefferson - 14	10,777	77	4/8	@ Charlotte	L 119-121	19-58	Jefferson - 40	Jefferson - 10	15,728
38	1/18	@ Phoenix	L 95-115	5-33	Jefferson - 27	Jefferson - 14	18,422	78	4/9	NEW ORLEANS	L 90-122	19-59	McCants - 23	Jefferson - 8	17,165
39	1/19	@ Denver	L 108-111	5-34	McCants - 23	Jefferson - 16	18,196	79	4/11	@ Orlando	W 102-101	20-59	Foye - 25	Jefferson - 11	17,519
40	1/21	@ Golden State	W 109-108	6-34	Gomes - 35	Jefferson - 12	19,144	80	4/12	@ Memphis	W 114-105	21-59	McCants - 23	Gomes - 12	10,281
41	1/23	PHOENIX	W 117-107	7-34	Jefferson - 39	Jefferson - 15	15,101	81	4/15	@ Detroit	L 103-115	21-60	Jefferson - 30	Gomes, Jefferson - 9	22,076
42	1/25	@ Boston	L 86-87	7-35	Telfair - 18	Smith - 10	18,624	82	4/16	MILWAUKEE	W 110-101 (OT)	22-60	Foye - 32	Jefferson - 11	17,459



2006-07: 32-50



BACK ROW (L-R): Ricky Davis, Justin Reed, Kevin Garnett, Mark Blount, Mark Madsen, Craig Smith, Trenton Hassell, Director of International Scouting Zarko Durisic

MIDDLE ROW (L-R): Strength and Conditioning Coach Dave Vitel, Assistant Athletic Trainer Anthony Aldridge, Athletic Trainer Gregg Farnam, Physical Therapist Andre Deloya, Athletic Training Intern Mike Joseph, Marko Jaric, Troy Hudson, Mike James, Rashad McCants, Randy Foye, Bracey Wright, Assistant Coach Brent Haskins, Video Coordinator Mike Lindahl, Orthopaedic Surgeon Dr. David Fischer, Vice President Team Medical Services Dr. Sheldon Burns

FRONT ROW (L-R): Assistant Coach Vince Taylor, Assistant General Manager Rob Babcock, Assistant General Manager Fred Hoiberg, General Manager Jim Stack, Chief Executive Officer Rob Moor, Owner Glen Taylor, Vice President of Basketball Operations Kevin McHale, Head Coach Randy Wittman, Assistant Coach Bob Ociepka, Assistant Coach Rex Kalamian, Assistant Coach Bob Thornton, Assistant Coach Aleksandar Dzikić

PLAYER	G/GS	MIN	FIELD GOALS			3-POINT FG			FREE THROWS			REBOUNDS			AST	PF	STL	BLK	PTS	AVG
			FG	FGA	PCT	FG	FGA	PCT	FT	FTA	PCT	OFF	DEF	TOT						
Garnett	76/76	2995	638	1341	.476	12	56	.214	416	498	.835	183	792	975	313	184	89	126	1704	22.4
Davis	81/81	3021	506	1089	.465	123	310	.397	239	285	.839	54	261	315	385	189	80	23	1374	17.0
Blount	82/81	2544	427	839	.509	9	31	.290	147	195	.754	136	369	505	67	239	43	58	1010	12.3
Foye	82/12	1879	300	691	.434	68	185	.368	164	192	.854	49	169	218	232	184	53	21	832	10.1
James	82/65	2069	297	703	.422	80	215	.372	154	184	.837	25	138	163	297	171	55	7	828	10.1
Smith	82/5	1537	246	463	.531	0	6	.000	116	186	.624	149	267	416	49	223	51	18	608	7.4
Hassell	76/68	2223	217	443	.490	6	25	.240	72	92	.783	83	160	243	203	144	22	26	512	6.7
Hudson	34/6	554	74	195	.379	28	80	.350	26	32	.813	8	40	48	73	23	14	2	202	5.9
Jaric	70/13	1555	136	325	.418	32	85	.376	67	88	.761	54	130	184	145	172	75	16	371	5.3
McCants	37/0	554	62	177	.350	20	75	.267	40	58	.690	14	33	47	38	71	26	7	184	5.0
Wright	19/0	190	24	60	.400	6	20	.300	13	18	.722	7	14	21	15	6	9	1	67	3.5
Reed	41/3	318	40	107	.374	0	0	---	26	30	.867	15	31	46	17	44	5	3	106	2.6
Griffin	13/0	92	7	27	.259	0	1	.000	4	5	.800	7	18	25	4	8	0	7	18	1.4
Madsen	56/0	473	23	43	.535	0	0	---	15	29	.517	35	52	87	10	100	10	10	61	1.1
TIMBERWOLVES	82	20005	2997	6503	.461	384	1089	.353	1499	1892	.792	819	2474	3293	1848	1758	532	325	7877	96.4
OPPONENTS	82	20005	3075	6689	.460	518	1488	.348	1510	1987	.760	957	2438	3395	1782	1679	583	360	8178	99.7



2006-07 DAY-BY-DAY

G#	DATE	OPPONENT	WOLVES/OPP	RECORD	HIGH POINTS	HIGH REBOUNDS	ATTENDANCE	G#	DATE	OPPONENT	WOLVES/OPP	RECORD	HIGH POINTS	HIGH REBOUNDS	ATTENDANCE
1	11/1	SACRAMENTO	W 92-83	1-0	Garnett - 24	Garnett - 12	19,356	42	1/26	@ Seattle	L 100-102	20-22	Smith - 26	Garnett - 10	16,610
2	11/3	@ Denver	W 112-109	2-0	Garnett - 27	Garnett - 15	19,234	43	1/27	@ L.A. Clippers	W 101-87	21-22	Garnett - 32	Garnett - 9	19,060
3	11/4	@ Portland	L 86-88	2-1	Garnett - 20	Garnett - 10	20,113	44	1/29	PHOENIX	W 121-112	22-22	Garnett - 44	Garnett - 11	16,221
4	11/6	@ Sacramento	L 81-93	2-2	James - 23	Blount, Garnett- 10	17,317	45	1/31	SACRAMENTO	L 98-100	22-23	Davis - 24	Garnett - 10	14,607
5	11/7	@ L.A. Lakers	L 88-95	2-3	Garnett - 26	Garnett - 9	18,997	46	2/2	@ NO/Okla. City	L 83-90	22-24	Blount - 21	Garnett - 13	18,032
6	11/11	ORLANDO	L 98-109	2-4	Garnett - 28	Garnett - 11	18,229	47	2/3	@ Dallas	L 93-94	22-25	Garnett - 25	Garnett - 12	20,467
7	11/14	PORTLAND	W 101-89	3-4	Davis - 27	Garnett - 13	15,761	48	2/5	@ Houston	L 77-105	22-26	Garnett - 18	Garnett - 12	10,761
8	11/17	@ Cleveland	L 76-92	3-5	Garnett - 14	Garnett - 11	20,562	49	2/7	GOLDEN STATE	W 121-93	23-26	Davis - 26	Garnett - 15	13,212
9	11/18	NO/OKLA. CITY	L 96-99	3-6	Garnett - 22	Garnett - 17	16,151	50	2/9	@ Memphis	L 97-105 (OT)	23-27	Blount - 25	Garnett - 17	25,963
10	11/22	NEW YORK	W 107-89	4-6	Davis - 21	Garnett - 9	15,991	51	2/11	BOSTON	W 109-107	24-27	Davis - 28	Garnett - 11	19,538
11	11/24	@ NO/Okla. City	W 86-79	5-6	Davis - 23	Garnett - 16	18,258	52	2/14	DENVER	W 99-94	25-27	Blount - 24	Garnett - 17	15,797
12	11/25	L.A. CLIPPERS	W 104-96	6-6	Garnett - 25	Garnett - 10	15,379	53	2/20	@ Washington	L 100-112	25-28	Garnett - 26	Garnett - 13	16,799
13	11/27	@ Dallas	L 87-93	6-7	Garnett - 19	Garnett - 12	19,939	54	2/21	CHARLOTTE	L 95-100	25-29	Garnett - 22	Garnett - 11	16,576
14	11/28	@ Houston	L 75-82	6-8	Garnett - 25	Garnett - 11	12,709	55	2/23	PHOENIX	L 104-116	25-30	Garnett - 28	Garnett - 19	20,196
15	12/1	DENVER	L 92-106	6-9	Davis, Garnett - 21	Garnett - 11	14,768	56	2/25	WASHINGTON	W 98-94	26-30	Davis - 27	Garnett - 17	15,347
16	12/3	@ Philadelphia	W 95-84	7-9	Davis - 22	Garnett - 14	13,039	57	2/27	DALLAS	L 65-91	26-31	Davis, Garnett - 15	Garnett - 13	13,326
17	12/6	HOUSTON	W 90-84	8-9	Garnett - 24	Garnett - 12	15,017	58	3/2	UTAH	L 83-109	26-32	Garnett - 22	Blount, Hassell - 5	14,759
18	12/8	UTAH	W 110-103	9-9	Garnett - 31	Garnett - 14	14,227	59	3/4	@ Boston	L 117-124 (2OT)	26-33	Davis - 35	Garnett - 13	18,271
19	12/9	@ Chicago	W 91-81	10-9	Garnett - 18	Garnett - 11	22,011	60	3/6	L.A. LAKERS	W 117-107 (2OT)	27-33	Davis - 33	Garnett - 17	15,197
20	12/13	@ San Antonio	L 82-95	10-10	Blount, Garnett - 19	Garnett - 12	18,362	61	3/9	@ Miami	L 91-105	27-34	Garnett - 23	Garnett - 11	19,600
21	12/16	@ Milwaukee	L 104-108	10-11	Garnett - 26	Blount - 10	17,970	62	3/10	@ Atlanta	L 93-99	27-35	Garnett - 32	Garnett, Smith - 10	16,927
22	12/20	L.A. LAKERS	L 94-111	10-12	Davis, Garnett - 22	Garnett - 11	16,788	63	3/13	INDIANA	W 86-81	28-35	Garnett - 30	Garnett - 9	15,232
23	12/22	MILWAUKEE	L 107-113	10-13	James - 28	Garnett - 14	13,334	64	3/16	@ Golden State	L 86-106	28-36	Foye - 20	Garnett - 13	18,527
24	12/23	@ Indiana	W 78-71	11-13	Garnett - 29	Garnett - 19	15,810	65	3/18	@ L.A. Lakers	L 102-109	28-37	Davis - 33	Garnett - 15	18,997
25	12/26	CHICAGO	W 100-98	12-13	Garnett - 26	Garnett - 14	16,294	66	3/20	@ Phoenix	L 90-108	28-38	Garnett - 30	Garnett - 16	18,422
26	12/27	@ Toronto	L 97-100	12-14	Garnett - 24	Garnett - 9	19,800	67	3/21	@ Sacramento	W 95-89	29-38	Foye - 24	Garnett - 18	17,317
27	12/29	SEATTLE	W 101-82	13-14	Davis - 24	Garnett - 13	19,356	68	3/23	@ Seattle	L 82-85	29-39	Smith - 19	Garnett - 22	16,794
28	12/30	@ New Jersey	L 92-100	13-15	Davis, Foye - 18	Garnett - 11	18,956	69	3/25	PORTLAND	W 94-93	30-39	Garnett - 22	Garnett - 9	16,273
29	1/1	@ Charlotte	W 102-96	14-15	Garnett - 32	Garnett - 14	14,827	70	3/27	SEATTLE	L 106-114	30-40	Davis - 21	Garnett - 12	15,120
30	1/3	SAN ANTONIO	W 103-101 (OT)	15-15	Blount - 28	Garnett - 17	14,185	71	3/28	@ Utah	L 102-108	30-41	Garnett - 25	Garnett - 8	19,911
31	1/5	PHILADELPHIA	W 104-102 (OT)	16-15	Garnett - 25	Garnett - 14	14,577	72	3/30	MIAMI	L 77-92	30-42	Garnett - 22	Garnett - 20	20,056
32	1/7	HOUSTON	W 103-99 (OT)	17-15	Garnett - 26	Garnett - 13	17,059	73	4/1	@ Orlando	W 105-104 (OT)	31-42	Davis - 36	Garnett - 14	17,451
33	1/10	L.A. CLIPPERS	L 91-92	17-16	Davis - 24	Garnett - 17	14,223	74	4/3	CLEVELAND	L 88-101	31-43	Garnett - 22	Garnett - 12	16,118
34	1/12	@ Memphis	W 116-110	18-16	Garnett - 28	Garnett - 11	16,119	75	4/6	@ New York	W 99-94	32-43	Foye - 19	Garnett - 15	19,763
35	1/13	NEW JERSEY	W 109-98	19-16	Garnett - 32	Garnett - 14	16,220	76	4/7	NO/OKLA. CITY	L 94-96	32-44	McCants - 17	Garnett - 12	15,907
36	1/15	@ Detroit	W 94-90 (OT)	20-16	Davis - 21	Garnett - 14	22,076	77	4/9	TORONTO	L 100-111	32-45	Davis - 28	Garnett - 10	15,561
37	1/17	ATLANTA	L 88-105	20-17	Blount - 16	Garnett - 13	11,866	78	4/11	DALLAS	L 88-105	32-46	Reed - 17	Blount - 10	13,671
38	1/19	DETROIT	L 98-104 (2OT)	20-18	Blount - 22	Garnett - 19	20,119	79	4/13	SAN ANTONIO	L 91-110	32-47	James - 23	Smith - 9	19,356
39	1/21	@ Phoenix	L 102-131	20-19	Foye - 25	Hassell - 7	18,422	80	4/15	@ Golden State	L 108-121	32-48	Davis - 42	Smith - 13	18,223
40	1/22	@ Utah	L 91-106	20-20	Davis - 32	Garnett - 11	19,911	81	4/16	@ Denver	L 107-122	32-49	Foye, Reed - 19	Foye, Smith - 9	18,080
41	1/24	@ Portland	L 98-101 (OT)	20-21	Garnett - 31	Garnett - 8	13,266	82	4/18	MEMPHIS	L 94-116	32-50	Foye - 26	Smith - 13	14,977



2005-06: 33-49



BACK ROW (L-R): Ricky Davis, Justin Reed, Kevin Garnett, Mark Blount, Eddie Griffin, Mark Madsen, Ronald Dupree
MIDDLE ROW (L-R): Athletic Training Intern Dave Kragness, Athletic Trainer Gregg Farnam, Physical Therapist Andre Deloya, Strength and Conditioning Coach Thomas McKinney, Marko Jaric, Troy Hudson, Trenton Hassell, Rashad McCants, Anthony Carter, Marcus Banks, Assistant Coach Brent Haskins, Basketball Consultant Fred Hoiberg, Orthopaedic Surgeon Dr. David Fischer, Medical Director Dr. Sheldon Burns
FRONT ROW (L-R): Assistant Coach Aleksandar Dzicic, Assistant Coach Vince Taylor, Assistant Coach Bob Thornton, General Manager Jim Stack, Chief Executive Officer Rob Moor, Owner Glen Taylor, Vice President of Basketball Operations Kevin McHale, President Chris Wright, Head Coach Dwane Casey, Assistant Coach Johnny Davis, Assistant Coach Rex Kalamian

PLAYER	FIELD GOALS					3-POINT FG			FREE THROWS			REBOUNDS			AST	PF	STL	BLK	PTS	AVG
	G/GS	MIN	FG	FGA	PCT	FG	FGA	PCT	FT	FTA	PCT	OFF	DEF	TOT						
Garnett	76/76	2957	626	1191	.526	8	30	.267	396	489	.810	214	752	966	308	206	104	107	1656	21.8
Szczerbiak	40/40	1555	292	590	.495	58	143	.406	163	182	.896	36	154	190	112	90	21	15	805	20.1
Davis (TOT)	78/78	3207	584	1304	.448	73	242	.302	275	345	.797	65	286	351	394	190	91	17	1516	19.4
Davis (MIN)	36/36	1460	255	595	.429	33	117	.282	146	181	.807	25	139	164	173	99	42	8	689	19.1
Blount (TOT)	81/55	2240	373	734	.508	0	0	---	168	222	.757	96	269	365	99	254	40	76	914	11.3
Blount (MIN)	42/30	1157	179	354	.506	0	0	---	71	95	.747	60	143	203	33	147	25	40	429	10.2
Banks (TOT)	58/29	1496	219	468	.468	22	63	.349	118	147	.803	23	112	135	220	162	54	11	578	10.0
Banks (MIN)	40/28	1228	186	388	.479	16	44	.364	91	117	.778	19	97	116	188	124	47	11	479	12.0
Hudson	36/0	800	127	333	.381	40	101	.396	48	52	.923	8	36	44	106	55	12	4	342	9.5
Hassell	77/67	2514	286	616	.464	7	23	.304	131	176	.744	82	134	216	203	201	43	29	710	9.2
Wright	7/0	135	21	51	.412	6	17	.353	14	16	.875	3	15	18	5	8	1	0	62	8.9
McCants	79/12	1362	241	535	.450	67	180	.372	78	106	.736	29	114	143	63	176	44	22	627	7.9
Jaric	75/49	2102	226	566	.399	40	133	.301	95	138	.688	60	173	233	293	189	108	21	587	7.8
Olowokandi	32/24	752	87	195	.446	0	0	---	19	39	.487	45	134	179	17	100	19	27	193	6.0
Griffin	70/27	1359	130	370	.351	16	82	.195	44	74	.595	107	282	389	40	125	13	148	320	4.6
Reed (TOT)	72/6	997	119	295	.403	0	1	.000	87	120	.725	53	71	124	41	163	23	15	325	4.5
Reed (MIN)	40/6	706	94	221	.425	0	1	.000	62	80	.775	40	55	95	34	118	18	11	250	6.3
Carter	45/8	589	53	137	.387	4	15	.267	40	55	.727	9	53	62	101	71	24	9	150	3.3
Frahm	25/0	225	24	65	.369	15	48	.313	3	5	.600	3	20	23	15	22	3	2	66	2.6
Dupree	36/0	265	33	63	.524	0	1	.000	14	41	.341	21	28	49	14	44	12	0	80	2.2
Madsen	62/7	676	27	66	.409	0	7	.000	20	47	.426	50	91	141	11	114	23	17	74	1.2
Tskitishvili	5/0	13	1	4	.250	0	0	---	1	2	.500	0	2	2	0	0	0	0	3	0.6
TIMBERWOLVES	82	19855	2888	6340	.456	310	942	.329	1436	1895	.758	811	2422	3233	1716	1889	559	471	7522	91.7
OPPONENTS	82	19855	2852	6474	.441	447	1229	.364	1525	2072	.736	974	2411	3385	1554	1736	539	374	7676	93.6



2005-06 DAY-BY-DAY

G#	DATE	OPPONENT	WOLVES/OPP	RECORD	HIGH POINTS	HIGH REBOUNDS	ATTENDANCE	G#	DATE	OPPONENT	WOLVES/OPP	RECORD	HIGH POINTS	HIGH REBOUNDS	ATTENDANCE
1	11/2	PORTLAND	W 90-86	1-0	Garnett, Frahm - 18	Olowokandi - 8	16,799	42	1/28	@ San Antonio	L 88-102	20-22	Garnett - 23	Garnett - 10	18,797
2	11/4	@ Seattle	L 102-107 (OT)	1-1	Garnett - 23	Olowokandi - 10	17,072	43	1/30	BOSTON	W 110-85	21-22	Banks - 20	Blount - 10	17,003
3	11/5	@ L.A. Clippers	L 99-100 (OT)	1-2	Garnett - 25	Garnett - 15	16,212	44	2/1	@ Detroit	L 74-90	21-23	Hassell, Garnett - 14	Garnett - 12	22,076
4	11/7	L.A. CLIPPERS	W 93-78	2-2	Garnett - 22	Garnett - 11	11,791	45	2/3	@ Portland	L 85-89	21-24	Garnett - 27	Garnett - 15	15,004
5	11/9	L.A. LAKERS	W 88-74	3-2	Garnett - 17	Garnett - 15	15,192	46	2/4	@ Golden State	L 77-109	21-25	Davis - 20	Garnett - 11	20,023
6	11/13	@ Denver	L 91-102	3-3	Szczerbiak - 20	Garnett - 9	16,545	47	2/6	@ Phoenix	W 103-101	22-25	Garnett, Banks - 19	Garnett - 12	17,972
7	11/15	HOUSTON	L 89-94	3-4	Garnett - 25	Olowokandi - 6	14,091	48	2/8	CLEVELAND	L 91-97	22-26	Davis - 33	Garnett - 18	17,093
8	11/17	WASHINGTON	W 109-98	4-4	Garnett - 25	Garnett - 13	13,683	49	2/10	UTAH	L 80-94	22-27	Hassell - 19	Garnett - 18	17,622
9	11/19	CHARLOTTE	W 102-89	5-4	Garnett - 19	Garnett - 11	15,892	50	2/11	NO/OKLA. CITY	L 94-100	22-28	Davis - 23	Garnett - 21	15,933
10	11/23	@ NO/Okla. City	L 80-84	5-5	Garnett - 24	Garnett - 11	19,163	51	2/13	TORONTO	L 94-98	22-29	Garnett - 23	Garnett - 19	14,911
11	11/25	MILWAUKEE	W 99-91	6-5	Szczerbiak - 30	Garnett - 12	17,422	52	2/15	SEATTLE	W 102-92	23-29	Davis - 25	Garnett - 15	16,083
12	11/26	@ Cleveland	W 89-85	7-5	Garnett - 26	Griffin - 12	20,562	53	2/21	@ Washington	L 78-90	23-30	Davis - 25	Garnett - 11	14,998
13	11/29	L.A. CLIPPERS	L 84-93	7-6	Garnett - 29	Griffin - 14	13,101	54	2/24	DENVER	L 101-102 (OT)	23-31	Garnett - 23	Garnett - 15	19,356
14	12/2	@ L.A. Lakers	W 113-108	8-6	Szczerbiak - 34	Garnett - 8	18,997	55	2/26	MEMPHIS	W 105-99	24-31	Davis - 35	Garnett - 10	16,298
15	12/4	@ Sacramento	W 85-77	9-6	Szczerbiak - 18	Garnett - 10	17,317	56	2/28	@ Chicago	L 100-111	24-32	Garnett - 27	Garnett - 12	19,865
16	12/5	@ Utah	W 91-77	10-6	Szczerbiak - 26	Griffin - 11	18,218	57	3/1	NEW JERSEY	W 100-90	25-32	Garnett - 26	Garnett - 16	15,369
17	12/7	@ Portland	W 84-74	11-6	Jaric, Szczerbiak - 19	Garnett - 14	12,401	58	3/5	GOLDEN STATE	W 103-90	26-32	Garnett - 23	Garnett - 21	15,797
18	12/10	L.A. LAKERS	W 95-82	12-6	Garnett - 30	Griffin - 12	18,739	59	3/7	HOUSTON	L 87-93	26-33	Banks - 26	Garnett - 21	16,588
19	12/12	@ Philadelphia	L 89-90 (OT)	12-7	Szczerbiak - 23	Olowokandi - 10	13,310	60	3/8	@ Utah	L 93-96	26-34	Garnett - 26	Garnett - 13	17,490
20	12/13	SACRAMENTO	L 91-93	12-8	Szczerbiak - 25	Madsen - 10	13,989	61	3/10	@ Seattle	L 96-107	26-35	Blount - 23	Garnett - 11	16,713
21	12/15	SAN ANTONIO	L 88-90	12-9	Garnett - 24	Garnett - 21	17,003	62	3/11	@ Phoenix	L 102-110	26-36	Garnett - 28	Garnett - 10	18,422
22	12/18	@ Dallas	L 95-102	12-10	Szczerbiak - 28	Garnett - 16	20,134	63	3/13	@ L.A. Clippers	L 87-95	26-37	Davis - 20	Garnett - 16	17,258
23	12/21	NO/OKLA. CITY	W 88-69	13-10	Szczerbiak - 21	Olowokandi - 10	14,454	64	3/15	@ L.A. Lakers	L 89-92	26-38	Banks - 18	Garnett - 14	18,997
24	12/23	PORTLAND	L 83-91	13-11	Szczerbiak - 26	Garnett - 8	14,875	65	3/16	@ Golden State	L 97-105	26-39	Davis - 29	Garnett - 17	17,526
25	12/26	PHOENIX	L 89-103	13-12	Szczerbiak - 27	Garnett - 19	17,197	66	3/19	SACRAMENTO	W 95-89	27-39	Garnett - 37	Garnett - 10	18,207
26	12/28	SEATTLE	W 108-95	14-12	Szczerbiak - 30	Griffin - 12	17,819	67	3/21	MIAMI	W 100-96	28-39	Davis - 26	Garnett - 11	17,927
27	12/30	@ Orlando	L 87-107	14-13	Garnett - 29	Garnett - 11	15,683	68	3/23	@ New Jersey	L 82-86	28-40	Garnett - 24	Garnett - 11	15,952
28	1/1	@ Miami	L 70-97	14-14	Szczerbiak - 19	Garnett - 11	20,274	69	3/24	@ Toronto	L 77-97	28-41	Garnett - 15	Garnett - 12	17,493
29	1/4	DALLAS	W 91-78	15-14	Garnett - 23	Garnett - 10	15,702	70	3/26	NEW YORK	W 98-94	29-41	Garnett - 26	Garnett - 15	16,201
30	1/6	@ San Antonio	L 77-83	15-15	Garnett - 18	Garnett - 17	18,797	71	3/29	ORLANDO	W 103-91	30-41	Garnett - 27	Garnett - 19	15,142
31	1/7	@ Dallas	L 79-83	15-16	Garnett - 26	Garnett - 11	20,151	72	3/31	@ Denver	L 94-106	30-42	Garnett - 22	Garnett - 16	19,497
32	1/10	@ Milwaukee	L 92-95	15-17	Jaric - 21	Garnett - 13	15,417	73	4/2	GOLDEN STATE	W 106-104 (OT)	31-42	Banks - 24	Garnett - 13	15,834
33	1/11	CHICAGO	W 99-93	16-17	Garnett - 28	Garnett - 14	15,177	74	4/4	@ Charlotte	L 92-97	31-43	Garnett - 24	Garnett - 22	14,214
34	1/13	DENVER	W 103-89	17-17	Garnett - 31	Garnett - 15	18,417	75	4/5	@ Atlanta	L 99-101	31-44	Davis - 33	Garnett - 15	15,959
35	1/16	@ New York	W 96-90	18-17	Garnett/ Szczerbiak - 24	Garnett - 16	18,277	76	4/7	UTAH	L 95-103	31-45	Reed - 18	Garnett - 13	16,622
36	1/18	@ Boston	L 96-103	18-18	Garnett - 29	Garnett - 13	15,859	77	4/9	ATLANTA	W 84-83	32-45	McCants - 28	Jaric - 9	15,557
37	1/20	INDIANA	W 90-85	19-18	Szczerbiak - 20	Griffin - 14	18,991	78	4/11	@ Memphis	L 76-92	32-46	Reed - 14	Reed - 8	15,571
38	1/22	PHILADELPHIA	L 84-86	19-19	Szczerbiak - 18	Garnett - 14	15,893	79	4/12	@ Houston	W 82-79	33-46	Blount - 16	Griffin, Wright - 6	16,499
39	1/24	DETROIT	L 83-107	19-20	Garnett - 21	Garnett - 10	17,232	80	4/14	@ Indiana	L 77-89	33-47	Griffin - 18	Griffin - 12	18,345
40	1/25	@ Memphis	L 87-107	19-21	Garnett - 29	Garnett - 9	16,813	81	4/16	SAN ANTONIO	L 90-103	33-48	Banks - 25	Blount, McCants - 6	15,231
41	1/27	@ Houston	W 96-92	20-21	Davis, Garnett - 26	Garnett - 12	14,408	82	4/19	MEMPHIS	L 92-102 (2OT)	33-49	Wright - 19	Griffin - 15	15,934



2004-05: 44-38



BACK ROW (L-R): Mark Madsen, John Thomas, Ervin Johnson, Kevin Garnett, Michael Olowokandi, Eddie Griffin, Ndudi Ebi, Wally Szczerbiak
MIDDLE ROW (L-R): Athletic Trainer Gregg Farnam, Physical Therapist Andre Deloya, Strength and Conditioning Coach Thomas McKinney, Anthony Carter, Troy Hudson, Sam Cassell, Latrell Sprewell, Trenton Hassell, Fred Hoiberg, Orthopaedic Surgeon Dr. David Fischer, Medical Director Dr. Sheldon Burns, Video Coordinator Mike Lindahl, Athletic Training Intern Chris Walker
FRONT ROW (L-R): Assistant Coach Don Zierden, Assistant Coach Randy Wittman, General Manager Jim Stack, Chief Executive Officer Rob Moor, Owner Glen Taylor, Vice President of Basketball Operations/Head Coach Kevin McHale, President Chris Wright, Assistant Coach Jerry Sichting, Assistant Coach Sid Lowe

PLAYER	G/GS	MIN	FIELD GOALS			3-POINT FG			FREE THROWS			REBOUNDS			AST	PF	STL	BLK	PTS	AVG
			FG	FGA	PCT	FG	FGA	PCT	FT	FTA	PCT	OFF	DEF	TOT						
Garnett	82/82	3121	683	1360	.502	6	25	.240	445	549	.811	247	861	1108	466	207	121	112	1817	22.2
Szczerbiak	81/37	2558	465	919	.506	63	169	.373	260	304	.855	82	221	303	191	178	40	16	1253	15.5
Cassell	59/38	1522	319	687	.464	27	103	.262	134	155	.865	25	132	157	301	160	36	14	799	13.5
Ebi	2/0	54	11	21	.524	0	1	.000	5	9	.556	6	10	16	1	7	1	1	27	13.5
Sprewell	80/79	2450	398	961	.414	69	211	.327	156	188	.830	65	189	254	179	124	53	21	1021	12.8
Hudson	79/32	1729	266	664	.401	89	258	.345	70	90	.778	19	86	105	283	121	27	6	691	8.7
Griffin	70/0	1492	202	522	.387	67	204	.328	56	78	.718	128	325	453	53	120	23	118	527	7.5
Hassell	82/51	2068	225	475	.474	1	11	.091	90	114	.789	80	139	219	128	200	30	30	541	6.6
Olowokandi	62/34	1215	161	353	.456	0	0	---	46	69	.667	106	218	324	29	193	15	56	368	5.9
Hoiberg	76/0	1272	139	284	.489	70	145	.483	89	102	.873	32	149	181	85	105	50	15	437	5.8
Carter	66/12	742	72	177	.407	2	17	.118	35	51	.686	12	57	69	161	88	35	18	181	2.7
Thomas	44/8	521	42	86	.488	0	0	---	27	46	.587	39	58	97	17	82	15	13	111	2.5
Madsen	41/14	601	34	66	.515	0	0	---	20	40	.500	63	65	128	18	103	7	14	88	2.1
Johnson	46/23	410	28	54	.519	1	1	1.000	16	25	.640	43	70	113	6	86	7	13	73	1.6
TIMBERWOLVES	82	19755	3045	6629	.459	395	1145	.345	1449	1820	.796	947	2580	3527	1918	1774	460	447	7934	96.8
OPPONENTS	82	19755	2967	6777	.438	468	1291	.363	1413	1880	.752	1032	2359	3391	1783	1629	540	323	7815	95.3



2004-05 DAY-BY-DAY

G#	DATE	OPPONENT	WOLVES/OPP	RECORD	HIGH POINTS	HIGH REBOUNDS	ATTENDANCE	G#	DATE	OPPONENT	WOLVES/OPP	RECORD	HIGH POINTS	HIGH REBOUNDS	ATTENDANCE
1	11/3	NEW YORK	W 99-93	1-0	Garnett - 28	Garnett - 20	17,295	43	1/28	UTAH	W 93-91	24-19	Garnett - 25	Garnett - 14	19,553
2	11/4	@ Denver	L 92-94 (OT)	1-1	Garnett - 25	Garnett - 15	19,099	44	1/30	SACRAMENTO	L 84-94	24-20	Garnett - 21	Garnett - 13	18,722
3	11/6	NEW ORLEANS	W 99-92	2-1	Garnett - 29	Garnett - 15	15,812	45	2/1	@ Milwaukee	L 86-91	24-21	Sprewell - 24	Garnett - 13	15,947
4	11/9	INDIANA	L 101-102	2-2	Garnett - 22	Garnett - 10	15,409	46	2/2	PHOENIX	L 79-108	24-22	Szczerbiak - 16	Garnett - 13	17,179
5	11/11	@ Houston	W 96-91	3-2	Garnett - 20	Garnett - 17	15,566	47	2/4	HOUSTON	L 113-119 (OT)	24-23	Cassell - 24	Garnett - 14	19,444
6	11/16	MIAMI	W 108-97	4-2	Garnett - 25	Garnett - 21	17,347	48	2/6	BOSTON	L 100-103	24-24	Garnett/	Garnett - 13	16,174
7	11/17	@ Detroit	L 85-93	4-3	Garnett, Sprewell - 24	Garnett - 13	22,076						Olowokandi - 21		
8	11/20	@ New Orleans	W 99-94	5-3	Griffin - 23	Garnett - 12	15,632	49	2/8	@ Memphis	L 96-108	24-25	Garnett - 24	Griffin - 9	16,169
9	11/22	@ Dallas	W 83-82	6-3	Garnett - 21	Garnett - 17	19,939	50	2/9	DENVER	W 98-92	25-25	Garnett - 24	Garnett - 11	15,442
10	11/23	SEATTLE	L 92-103	6-4	Garnett/	Garnett - 14	16,129	51	2/11	@ Utah	L 82-100	25-26	Sprewell - 16	Garnett - 8	19,291
					Szczerbiak - 16			52	2/13	CHICAGO	L 83-87	25-27	Sprewell - 26	Garnett - 14	19,420
11	11/25	@ Indiana	L 102-106	6-5	Garnett - 23	Garnett - 9	17,149	53	2/15	NEW JERSEY	W 82-71	26-27	Garnett/	Olowokandi - 12	16,299
12	11/26	MEMPHIS	W 115-90	7-5	Garnett - 26	Garnett - 15	17,985						Olowokandi - 17		
13	11/28	@ Sacramento	W 121-110	8-5	Garnett - 28	Garnett - 16	17,317	54	2/17	CLEVELAND	W 94-88	27-27	Szczerbiak - 26	Garnett - 18	18,122
14	12/1	@ Golden State	W 107-99	9-5	Cassell - 26	Garnett - 16	15,706	55	2/24	@ L.A. Clippers	L 86-92	27-28	Sprewell - 17	Olowokandi - 11	18,569
15	12/3	@ Phoenix	W 97-93	10-5	Garnett - 23	Garnett - 19	16,915	56	2/25	@ Seattle	L 88-98	27-29	Garnett - 31	Garnett - 14	17,072
16	12/4	@ L.A. Clipper	W 107-100 (OT)	11-5	Cassell - 30	Garnett - 15	17,587	57	2/27	@ Portland	W 91-83	28-29	Sprewell - 27	Garnett - 12	17,068
17	12/7	DALLAS	L 87-97	11-6	Garnett - 32	Garnett - 12	16,235	58	3/2	GOLDEN STATE	L 93-99	28-30	Garnett - 28	Garnett - 13	15,074
18	12/8	@ Philadelphia	W 119-84	12-6	Griffin - 27	Griffin - 11	16,393	59	3/4	MILWAUKEE	W 103-97	29-30	Szczerbiak - 28	Garnett - 10	18,779
19	12/10	SACRAMENTO	W 113-105	13-6	Garnett - 35	Garnett - 18	19,101	60	3/6	@ Boston	W 99-97	30-30	Garnett - 21	Garnett - 13	17,242
20	12/11	@ Chicago	L 88-99	13-7	Cassell - 17	Garnett - 21	20,782	61	3/8	CHARLOTTE	W 102-97	31-30	Garnett - 30	Garnett - 15	16,333
21	12/14	PORTLAND	W 100-89	14-7	Szczerbiak - 28	Garnett - 19	15,103	62	3/10	@ Miami	L 90-107	31-31	Garnett - 22	Garnett - 19	19,854
22	12/15	@ Toronto	L 90-96	14-8	Garnett - 23	Garnett - 15	16,888	63	3/11	@ Orlando	W 101-96	32-31	Garnett - 25	Garnett - 18	16,326
23	12/17	L.A. CLIPPERS	W 113-86	15-8	Szczerbiak - 29	Garnett - 10	18,371	64	3/13	DALLAS	L 93-102	32-32	Garnett - 24	Garnett - 13	19,420
24	12/21	@ Cleveland	L 97-107	15-9	Garnett - 26	Garnett - 13	19,094	65	3/15	@ Dallas	W 100-91	33-32	Garnett - 25	Garnett - 12	20,434
25	12/23	@ San Antonio	L 82-96	15-10	Szczerbiak - 22	Olowokandi - 12	18,797	66	3/16	@ San Antonio	L 73-89	33-33	Sprewell - 21	Garnett - 11	18,797
26	12/26	WASHINGTON	W 109-74	16-10	Szczerbiak - 23	Garnett - 12	16,433	67	3/18	@ Memphis	L 83-88	33-34	Garnett - 30	Garnett - 19	18,119
27	12/29	@ New York	L 87-100	16-11	Sprewell - 22	Garnett - 13	19,763	68	3/20	HOUSTON	W 94-86	34-34	Garnett - 30	Garnett - 17	18,071
28	1/1	MEMPHIS	L 95-104	16-12	Garnett - 30	Garnett - 10	16,577	69	3/23	NEW ORLEANS	W 107-102	35-34	Garnett - 24	Garnett - 13	15,877
29	1/4	PHOENIX	L 115-122	16-13	Garnett - 47	Garnett - 17	18,132	70	3/26	@ New Jersey	W 96-75	36-34	Cassell - 23	Garnett - 8	17,849
30	1/5	@ Charlotte	L 84-102	16-14	Garnett - 23	Garnett - 20	12,037	71	3/27	L.A. CLIPPERS	W 89-85	37-34	Garnett - 20	Garnett - 13	14,007
31	1/7	PHILADELPHIA	W 89-84	17-14	Cassell - 26	Garnett - 18	19,420	72	3/31	@ L.A. Lakers	W 105-96	38-34	Garnett - 23	Garnett - 12	18,997
32	1/8	@ Washington	L 114-117	17-15	Garnett - 25	Garnett - 19	20,173	73	4/1	@ Phoenix	L 98-107	38-35	Szczerbiak - 18	Garnett, Griffin - 15	18,422
33	1/10	L.A. LAKERS	L 96-105	17-16	Garnett - 23	Garnett - 13	18,642	74	4/1	@ Sacramento	W 112-100	39-35	Garnett - 30	Garnett - 13	17,317
34	1/12	ORLANDO	L 80-87	17-17	Garnett - 19	Garnett - 25	15,532	75	4/6	UTAH	W 111-86	40-35	Szczerbiak - 20	Garnett - 16	15,022
35	1/14	@ Denver	W 93-83	18-17	Sprewell - 29	Garnett - 10	18,906	76	4/8	DENVER	L 104-107	40-36	Cassell - 27	Garnett - 16	19,904
36	1/15	PORTLAND	W 92-84	19-17	Sprewell - 25	Griffin - 18	17,439	77	4/9	@ Atlanta	L 98-105	40-37	Garnett - 31	Olowokandi - 13	17,583
37	1/17	TORONTO	L 91-100	19-18	Szczerbiak - 25	Garnett - 14	16,632	78	4/13	GOLDEN STATE	W 116-100	41-37	Sprewell - 27	Garnett - 15	15,239
38	1/19	@ L.A. Lakers	L 90-93	19-19	Garnett - 27	Garnett - 9	18,417	79	4/15	@ Utah	W 100-84	42-37	Garnett - 22	Garnett, Griffin - 9	18,817
39	1/21	@ Seattle	W 112-107	20-19	Szczerbiak - 34	Garnett - 8	17,072	80	4/17	SEATTLE	L 94-109	42-38	Sprewell - 20	Garnett, Griffin - 8	17,779
40	1/22	@ Portland	W 92-83	21-19	Szczerbiak - 18	Garnett - 16	18,432	81	4/18	@ New Orleans	W 102-99	43-38	Szczerbiak - 18	Ebi - 8	15,234
41	1/24	DETROIT	W 86-83	22-19	Garnett - 22	Griffin - 10	17,439	82	4/20	SAN ANTONIO	W 95-73	44-38	Hassell - 19	Olowokandi - 14	18,122
42	1/26	ATLANTA	W 104-87	23-19	Sprewell - 32	Garnett - 10	15,423								



2003-04: 58-24



BACK ROW (L-R): Gary Trent, Mark Madsen, Ervin Johnson, Kevin Garnett, Michael Olowokandi, Oliver Miller, Ndudi Ebi, Wally Szczerbiak
MIDDLE ROW (L-R): Athletic Training Intern Eric Sand, Athletic Trainer Gregg Farnam, Strength and Conditioning Coach/Assistant Trainer Joe Sharpe, Physical Therapist Andre Deloya, Troy Hudson, Sam Cassell, Latrell Sprewell, Trenton Hassell, Fred Hoiberg, Medical Director Dr. Sheldon Burns, Orthopaedic Surgeon Dr. David Fischer
FRONT ROW (L-R): Assistant Coach Greg Ballard, Special Assistant to the VP of Basketball Operations/General Manager Ed Prohofsky, Assistant Coach Don Zierden, Assistant Coach Randy Wittman, Vice President of Player Personnel Rob Babcock, President Rob Moor, Vice President of Basketball Operations/General Manager Kevin McHale, Head Coach Flip Saunders, Director of Scouting and Player Development/Assistant Coach Jerry Sichting, Assistant Coach Sid Lowe

PLAYER	G/GS	MIN	FIELD GOALS			3-POINT FG			FREE THROWS			REBOUNDS			AST	PF	STL	BLK	PTS	AVG
			FG	FGA	PCT	FG	FGA	PCT	FT	FTA	PCT	OFF	DEF	TOT						
Garnett	82/82	3231	804	1611	.499	11	43	.256	368	465	.791	245	894	1139	409	202	120	178	1987	24.2
Cassell	81/81	2838	620	1270	.488	74	86	.398	289	331	.873	44	227	271	592	247	102	18	1603	19.8
Sprewell	82/82	3100	518	1266	.409	99	299	.331	240	295	.814	56	254	310	286	101	88	21	1375	16.8
Szczerbiak	28/0	622	106	236	.449	20	46	.435	53	64	.828	24	64	88	33	42	12	1	285	10.2
Hudson	29/1	503	80	207	.386	31	77	.403	27	33	.818	4	31	35	70	32	7	0	218	7.5
Hoiberg	79/3	1804	178	383	.465	76	172	.442	98	116	.845	21	247	268	109	136	66	10	530	6.7
Olowokandi	43/25	925	121	285	.425	0	0	---	36	61	.590	78	167	245	24	137	16	68	278	6.5
Trent	68/2	1025	155	328	.473	0	6	.000	69	91	.758	83	133	216	49	129	12	17	379	5.6
Hassell	81/74	2264	177	381	.465	4	13	.308	48	61	.787	68	189	257	133	200	36	54	406	5.0
Madsen	72/12	1246	101	204	.495	0	6	.000	57	118	.483	134	138	272	28	175	33	18	259	3.6
Martin	16/0	172	20	67	.299	6	26	.231	9	9	1.000	2	5	7	23	23	2	1	55	3.4
McLeod	33/0	391	27	82	.329	1	10	.100	33	43	.767	5	29	34	59	39	16	1	88	2.7
Goldwire	5/0	66	5	14	.357	2	6	.333	1	1	1.000	1	5	6	10	5	3	0	13	2.6
Miller	48/1	506	53	100	.530	0	1	.000	15	23	.652	46	84	130	36	91	19	26	121	2.5
Johnson	66/47	965	55	103	.534	0	1	.000	17	28	.607	61	171	232	24	156	27	43	127	1.9
Lewis	14/0	65	7	20	.350	2	5	.400	0	0	---	1	6	7	2	10	2	2	16	1.1
Ebi	17/0	32	6	14	.429	0	0	---	1	4	.250	2	1	3	3	6	0	4	13	0.8
TIMBERWOLVES	82	19755	3033	6571	.462	326	897	.363	1361	1743	.781	875	2645	3520	1890	1731	561	462	7753	94.5
OPPONENTS	82	19755	2741	6625	.414	395	1181	.334	1426	1893	.753	1001	2400	3401	1701	1656	547	296	7303	89.1



2003-04 DAY-BY-DAY

G#	DATE	OPPONENT	WOLVES/OPP	RECORD	HIGH POINTS	HIGH REBOUNDS	ATTENDANCE	G#	DATE	OPPONENT	WOLVES/OPP	RECORD	HIGH POINTS	HIGH REBOUNDS	ATTENDANCE
1	10/29	MILWAUKEE	W 95-89	1-0	Garnett - 25	Garnett - 21	17,784	42	1/25	PHOENIX	W 99-95	30-12	Cassell - 32	Garnett - 17	16,002
2	10/31	@ New Jersey	L 61-84	1-1	Garnett - 23	Sprewell - 10	17,145	43	1/26	@ Denver	W 97-95	31-12	Garnett - 31	Garnett - 13	15,320
3	11/1	TORONTO	W 73-56	2-1	Garnett - 20	Garnett - 7	15,869	44	1/28	@ Golden State	L 90-97	31-13	Sprewell - 27	Garnett - 20	18,112
4	11/3	@ Utah	L 88-93	2-2	Cassell - 27	Olowokandi - 8	17,177	45	1/30	@ L.A. Lakers	W 97-84	32-13	Sprewell - 35	Garnett - 11	18,997
5	11/5	SACRAMENTO	L 121-125 (OT)	2-3	Garnett - 28	Garnett - 11	15,889	46	2/1	PHILADELPHIA	W 106-101	33-13	Garnett - 32	Garnett - 13	16,987
6	11/7	@ Orlando	W 100-71	3-3	Sprewell - 22	Garnett - 17	16,074	47	2/3	ORLANDO	W 113-100	34-13	Garnett - 30	Garnett - 14	14,979
7	11/8	@ Miami	W 88-79	4-3	Garnett - 25	Garnett - 17	14,645	48	2/4	@ Atlanta	L 89-97	34-14	Cassell - 20	Garnett - 12	16,073
8	11/11	SEATTLE	L 87-89	4-4	Garnett - 26	Garnett - 13	14,107	49	2/6	CLEVELAND	W 103-92	35-14	Garnett - 35	Garnett - 12	19,212
9	11/13	@ Chicago	W 92-89 (OT)	5-4	Sprewell - 27	Garnett - 17	21,722	50	2/8	MEMPHIS	L 98-99	35-15	Cassell - 34	Garnett - 16	19,179
10	11/14	UTAH	L 77-85	5-5	Garnett - 23	Garnett - 14	17,182	51	2/10	L.A. CLIPPERS	W 96-84	36-15	Garnett - 31	Garnett - 16	15,298
11	11/18	DENVER	W 89-76	6-5	Garnett - 26	Garnett - 11	15,090	52	2/11	@ Utah	W 77-66	37-15	Cassell - 24	Garnett - 12	19,911
12	11/21	@ Cleveland	W 97-83	7-5	Sprewell - 31	Garnett - 15	19,269	53	2/17	PHOENIX	W 110-95	38-15	Garnett - 32	Garnett - 14	16,181
13	11/22	L.A. CLIPPERS	W 103-91	8-5	Garnett - 30	Garnett - 19	16,080	54	2/19	SACRAMENTO	W 92-75	39-15	Garnett - 22	Garnett - 24	18,667
14	11/25	@ Indiana	L 75-98	8-6	Garnett, Cassell - 25	Garnett - 16	14,540	55	2/20	@ Detroit	W 88-87	40-15	Garnett - 25	Garnett - 13	22,076
15	11/26	NEW YORK	L 92-97	8-7	Garnett - 25	Garnett - 14	15,901	56	2/22	SAN ANTONIO	L 92-94	40-16	Garnett - 28	Garnett - 10	20,347
16	11/28	@ Memphis	W 102-98	9-7	Cassell - 25	Garnett - 18	16,741	57	2/24	@ Milwaukee	W 108-102	41-16	Cassell - 29	Garnett - 18	18,717
17	11/29	@ Dallas	L 88-92	9-8	Garnett - 28	Garnett - 20	20,089	58	2/25	NEW JERSEY	W 81-68	42-16	Hudson - 29	Olowokandi - 11	17,232
18	12/3	@ Phoenix	W 92-79	10-8	Cassell - 27	Garnett - 12	16,508	59	2/27	GOLDEN STATE	W 91-81	43-16	Garnett - 24	Holberg - 11	19,012
19	12/5	@ Sacramento	W 112-109 (OT)	11-8	Sprewell - 37	Garnett - 25	17,317	60	2/29	@ Philadelphia	L 74-81	43-17	Garnett - 27	Garnett - 13	20,453
20	12/7	@ L.A. Clippers	W 96-94	12-8	Sprewell - 27	Garnett - 8	14,370	61	3/3	DALLAS	W 121-97	44-17	Garnett - 28	Garnett - 19	19,006
21	12/9	GOLDEN STATE	L 95-98	12-9	Garnett - 33	Garnett - 14	14,195	62	3/5	HOUSTON	L 109-112	44-18	Garnett - 32	Garnett - 18	20,109
22	12/12	@ Washington	W 110-91	13-9	Cassell - 25	Garnett - 16	16,802	63	3/7	BOSTON	L 77-80	44-19	Garnett - 20	Garnett, Olowokandi - 14	17,661
23	12/15	@ Boston	W 116-95	14-9	Garnett, Cassell - 27	Garnett - 12	17,234	64	3/9	@ Seattle	W 105-92	45-19	Sprewell - 31	Garnett, Olowokandi - 10	17,072
24	12/16	HOUSTON	W 92-75	15-9	Cassell - 25	Garnett - 13	15,715	65	3/10	@ Portland	L 79-92	45-20	Garnett - 20	Cassell - 8	15,456
25	12/18	DALLAS	W 114-109	16-9	Garnett - 35	Trent - 12	17,794	66	3/12	L.A. LAKERS	W 96-86	46-20	Garnett - 20	Garnett - 13	20,391
26	12/20	INDIANA	W 102-80	17-9	Garnett - 28	Garnett - 9	16,624	67	3/14	PORTLAND	L 83-92	46-21	Cassell, Garnett - 20	Garnett - 14	18,787
27	12/23	@ New York	W 98-92	18-9	Cassell, Sprewell - 31	Garnett - 13	19,763	68	3/18	@ San Antonio	L 86-106	46-22	Garnett - 28	Garnett - 12	18,797
28	12/26	@ Portland	L 92-101	18-10	Garnett - 27	Garnett - 10	17,237	69	3/19	@ Phoenix	W 93-80	47-22	Szczerbiak - 24	Garnett - 20	18,422
29	12/27	@ Seattle	W 104-86	19-10	Garnett - 28	Garnett - 14	17,072	70	3/21	DENVER	W 98-77	48-22	Garnett - 20	Garnett - 13	19,557
30	12/30	CHICAGO	W 98-93	20-10	Garnett - 28	Garnett - 15	20,092	71	3/23	SAN ANTONIO	W 86-81	49-22	Garnett - 27	Cassell, Garnett - 10	20,111
31	1/2	ATLANTA	W 93-75	21-10	Garnett - 18	Garnett - 15	17,074	72	3/24	@ Denver	L 92-101	49-23	Garnett - 24	Garnett - 14	19,099
32	1/3	@ Dallas	L 112-119	21-11	Cassell - 34	Garnett - 22	19,936	73	3/26	@ L.A. Lakers	L 73-90	49-24	Sprewell - 19	Garnett - 16	18,997
33	1/6	L.A. LAKERS	W 106-90	22-11	Sprewell - 30	Garnett - 18	20,095	74	3/27	@ L.A. Clippers	W 98-82	50-24	Sprewell - 18	Garnett - 15	19,424
34	1/8	PORTLAND	W 96-75	23-11	Garnett - 26	Garnett - 14	15,599	75	3/29	@ Houston	W 94-88	51-24	Garnett - 27	Garnett - 11	16,270
35	1/10	MIAMI	W 83-77	24-11	Garnett - 28	Garnett - 17	17,026	76	3/31	SEATTLE	W 90-83	52-24	Garnett, Sprewell - 27	Olowokandi - 11	19,006
36	1/13	@ New Orleans	W 94-89	25-11	Sprewell - 26	Garnett - 14	14,701	77	4/2	WASHINGTON	W 91-73	53-24	Garnett - 22	Olowokandi - 12	19,159
37	1/14	@ San Antonio	W 100-93	26-11	Cassell - 33	Garnett - 10	17,411	78	4/4	MEMPHIS	W 90-82	54-24	Cassell - 36	Garnett - 22	19,068
38	1/17	@ Houston	L 76-95	26-12	Cassell - 25	Garnett - 7	18,145	79	4/8	@ Sacramento	W 94-86	55-24	Cassell - 29	Garnett - 17	17,317
39	1/19	NEW ORLEANS	W 97-90	27-12	Garnett - 29	Garnett - 15	17,117	80	4/9	@ Golden State	W 92-74	56-24	Garnett - 29	Garnett - 15	19,753
40	1/21	@ Toronto	W 108-97	28-12	Cassell - 30	Garnett - 11	18,846	81	4/12	UTAH	W 104-90	57-24	Sprewell - 24	Garnett - 17	18,881
41	1/23	DETROIT	W 80-79	29-12	Garnett - 22	Garnett - 17	19,006	82	4/14	@ Memphis	W 107-90	58-24	Garnett - 26	Garnett, Olowokandi - 9	19,351

2002-03: 51-31



BACK ROW (L-R): Anthony Peeler, Wally Szczerbiak, Marc Jackson, Kevin Garnett, Loren Woods, Rasho Nesterovic, Joe Smith, Gary Trent
MIDDLE ROW (L-R): Athletic Training Intern James Tousignant, Strength and Conditioning Coach/Assistant Trainer Joe Sharpe, Athletic Trainer Gregg Farnam, Mike Wilks, Rod Strickland, Troy Hudson, Kendall Gill, Felipe Lopez, Igor Rakocevic, Physical Therapist Andre Deloya, Orthopaedic Surgeon Dr. David Fischer, Medical Director Dr. Sheldon Burns
FRONT ROW (L-R): Special Assistant to the VP of Basketball Operations/General Manager Ed Prohofsky, Assistant Coach Don Zierden, Assistant Coach Randy Wittman, Vice President of Player Personnel Rob Babcock, Owner Glen Taylor, Vice President of Basketball Operations/General Manager Kevin McHale, Head Coach Flip Saunders, Director of Scouting and Player Development/Assistant Coach Jerry Sichting, Assistant Coach Greg Ballard

PLAYER	G/GS	MIN	FIELD GOALS			3-POINT FG			FREE THROWS			REBOUNDS			AST	PF	STL	BLK	PTS	AVG
			FG	FGA	PCT	FG	FGA	PCT	FT	FTA	PCT	OFF	DEF	TOT						
Garnett	82/82	3321	743	1481	.502	20	71	.282	377	502	.751	244	858	1102	495	199	113	129	1883	23.0
Szczerbiak	52/42	1836	351	729	.481	61	145	.421	150	173	.867	53	188	241	136	123	44	22	913	17.6
Hudson	79/74	2600	409	956	.428	97	266	.365	208	231	.900	42	141	183	452	160	60	7	1123	14.2
Nesterovic	77/77	2337	400	762	.525	0	2	.000	61	95	.642	146	358	504	114	256	39	116	861	11.2
Gill	82/34	2068	286	677	.422	19	59	.322	123	161	.764	51	197	248	156	176	78	15	714	8.7
Peeler	82/39	2245	252	609	.414	87	212	.410	39	50	.780	40	201	241	244	161	72	13	630	7.7
Smith	54/21	1117	151	328	.460	0	2	.000	102	131	.779	111	159	270	38	171	14	55	404	7.5
Strickland	47/8	956	120	278	.432	1	11	.091	79	107	.738	20	75	95	215	55	46	6	320	6.8
Trent	80/22	1222	208	389	.535	0	2	.000	60	101	.594	106	185	291	77	142	32	23	476	6.0
Jackson	77/0	1041	153	349	.438	1	1	1.000	114	149	.765	86	139	225	37	137	24	30	421	5.5
Wilks (TOT)	46/7	688	50	148	.338	10	35	.286	37	47	.787	20	51	71	92	69	27	4	147	3.2
Wilks (MIN)	31/0	324	21	67	.313	4	18	.222	16	18	.889	11	19	30	50	31	11	3	62	2.0
Slater	26/0	141	27	50	.540	0	0	---	27	45	.600	18	13	31	4	31	6	1	81	3.1
Woods	38/11	353	29	76	.382	1	3	.333	21	27	.778	27	68	95	19	37	10	13	80	2.1
Rakocevic	42/0	244	22	58	.379	5	12	.417	29	36	.806	4	13	17	33	25	4	0	78	1.9
TIMBERWOLVES	82	19805	3172	6809	.466	296	804	.368	1406	1826	.770	959	2614	3573	2070	1704	553	433	8046	98.1
OPPONENTS	82	19805	3005	6873	.437	472	1362	.347	1394	1853	.752	974	2444	3418	1871	1686	571	405	7876	96.0



2002-03 DAY-BY-DAY

G#	DATE	OPPONENT	WOLVES/OPP	RECORD	HIGH POINTS	HIGH REBOUNDS	ATTENDANCE	G#	DATE	OPPONENT	WOLVES/OPP	RECORD	HIGH POINTS	HIGH REBOUNDS	ATTENDANCE
1	10/30	DENVER	W 83-77	1-0	Hudson - 23	Garnett - 12	16,113	42	1/22	SEATTLE	W 96-91	24-18	Garnett - 20	Nesterovic - 10	13,273
2	11/1	ORLANDO	W 111-105	2-0	Garnett - 23	Garnett - 14	14,117	43	1/24	L.A. CLIPPERS	W 88-85	25-18	Szczerbiak - 18	Garnett - 14	14,084
3	11/2	@ Indiana	L 80-87	2-1	Gill - 14	Garnett - 10	16,058	44	1/25	@ Washington	W 97-89	26-18	Gill - 19	Garnett - 10	20,173
4	11/4	@ New Jersey	L 82-106	2-2	Garnett - 23	Garnett - 10	14,076	45	1/27	SAN ANTONIO	W 106-95	27-18	Garnett - 34	Garnett - 10	14,306
5	11/5	WASHINGTON	W 90-86	3-2	Gill - 22	Garnett - 16	18,009	46	1/30	@ Dallas	L 109-112	27-19	Hudson, Garnett - 31	Garnett - 17	19,874
6	11/7	MILWAUKEE	W 114-110	4-2	Garnett - 28	Garnett - 24	14,776	47	1/31	@ Houston	L 101-121	27-20	Hudson - 23	Garnett - 7	15,497
7	11/9	BOSTON	L 99-105	4-3	Garnett - 24	Nesterovic - 13	15,349	48	2/2	PHILADELPHIA	W 99-91	28-20	Garnett - 30	Garnett - 17	18,089
8	11/11	@ San Antonio	L 75-91	4-4	Nesterovic - 16	Garnett - 14	15,594	49	2/4	HOUSTON	W 103-89	29-20	Garnett - 23	Garnett - 11	15,333
9	11/13	@ New Orleans	L 98-102	4-5	Garnett/ Strickland - 16	Nesterovic - 12	13,019	50	2/11	DALLAS	W 100-98	30-20	Garnett - 26	Garnett - 12	15,145
10	11/15	@ Memphis	W 99-95	5-5	Garnett - 28	Woods - 10	14,871	51	2/12	@ Cleveland	W 102-91	31-20	Garnett - 26	Garnett - 17	9,190
11	11/16	INDIANA	L 101-107	5-6	Garnett - 27	Garnett - 9	15,176	52	2/14	NEW ORLEANS	W 114-93	32-20	Garnett - 23	Garnett, Trent - 8	16,347
12	11/19	MEMPHIS	W 110-106 (OT)	6-6	Garnett - 34	Garnett - 22	13,332	53	2/16	GOLDEN STATE	W 109-102	33-20	Garnett - 37	Garnett - 22	15,003
13	11/20	@ Atlanta	W 103-93	7-6	Hudson - 20	Garnett - 12	7,812	54	2/17	@ Utah	L 97-109	33-21	Garnett - 34	Garnett - 10	19,370
14	11/23	NEW JERSEY	L 82-96	7-7	Garnett - 19	Garnett - 15	15,474	55	2/19	@ Denver	W 85-77	34-21	Garnett - 25	Garnett - 14	15,109
15	11/24	@ New York	W 106-88	8-7	Garnett - 25	Garnett - 15	18,779	56	2/21	DETROIT	W 103-96	35-21	Garnett - 34	Garnett - 16	14,881
16	11/27	SACRAMENTO	W 90-74	9-7	Garnett - 20	Garnett - 13	17,821	57	2/23	PHOENIX	W 99-97	36-21	Szczerbiak - 30	Garnett - 15	15,771
17	11/29	@ Utah	L 77-95	9-8	Garnett - 21	Garnett - 13	18,644	58	2/24	@ Milwaukee	W 117-114	37-21	Garnett - 34	Garnett, Nesterovic - 12	18,717
18	12/1	@ L.A. Lakers	W 110-107	10-8	Garnett - 23	Garnett - 15	18,997	59	2/26	UTAH	W 92-85	38-21	Garnett - 24	Garnett - 17	14,227
19	12/3	@ Sacramento	L 86-98	10-9	Hudson - 19	Garnett - 16	17,317	60	2/28	CLEVELAND	W 118-95	39-21	Szczerbiak - 25	Garnett - 10	15,279
20	12/5	@ Golden State	W 114-98	11-9	Garnett - 21	Garnett - 15	12,357	61	3/2	NEW YORK	W 99-90	40-21	Szczerbiak - 26	Garnett - 16	15,071
21	12/7	@ L.A. Clipper	L 88-104	11-10	Garnett - 19	Garnett - 14	16,666	62	3/4	@ Seattle	L 83-92	40-22	Garnett - 22	Garnett - 11	16,368
22	12/9	@ Denver	W 92-84	12-10	Hudson - 22	Garnett - 13	12,378	63	3/5	@ Sacramento	L 95-96 (OT)	40-23	Garnett - 27	Garnett - 24	17,317
23	12/12	ATLANTA	W 113-95	13-10	Garnett - 21	Garnett, Gill - 8	13,709	64	3/7	@ L.A. Lakers	L 96-106	40-24	Nesterovic - 19	Garnett, Szczerbiak - 10	18,997
24	12/14	PORTLAND	L 92-98 (OT)	13-11	Garnett - 21	Smith - 11	15,003	65	3/9	@ Phoenix	W 105-98	41-24	Garnett - 29	Garnett - 14	19,023
25	12/17	L.A. LAKERS	W 96-80	14-11	Garnett - 23	Smith - 13	16,447	66	3/10	@ Dallas	W 92-83	42-24	Garnett - 31	Garnett - 18	20,049
26	12/18	@ Philadelphia	L 94-99	14-12	Garnett - 24	Garnett - 16	17,004	67	3/12	SAN ANTONIO	L 99-111	42-25	Hudson - 30	Garnett - 13	15,309
27	12/20	@ Boston	L 99-108	14-13	Garnett - 27	Nesterovic - 13	17,078	68	3/14	L.A. LAKERS	L 99-106	42-26	Garnett - 23	Garnett - 17	20,199
28	12/21	HOUSTON	W 98-86	15-13	Garnett - 27	Trent - 13	16,329	69	3/16	PORTLAND	W 111-95	43-26	Szczerbiak - 20	Jackson - 12	19,006
29	12/27	@ Chicago	W 113-100	16-13	Garnett - 25	Garnett - 15	19,398	70	3/18	MEMPHIS	W 96-80	44-26	Garnett - 29	Garnett - 19	15,355
30	12/28	@ Detroit	L 82-106	16-14	Garnett - 20	Garnett - 13	22,076	71	3/21	@ San Antonio	W 101-94 (OT)	45-26	Garnett - 24	Garnett - 18	18,797
31	12/30	PHOENIX	W 104-98	17-14	Garnett - 22	Garnett - 14	18,347	72	3/25	MIAMI	W 108-91	46-26	Garnett/ Szczerbiak - 26	Jackson - 10	15,237
32	1/4	UTAH	L 97-105	17-15	Garnett - 26	Garnett - 14	16,473	73	3/27	@ Orlando	L 107-110	46-27	Garnett - 26	Garnett - 14	15,033
33	1/7	@ Houston	L 86-94	17-16	Garnett - 25	Garnett - 16	12,212	74	3/28	@ Miami	L 84-111	46-28	Garnett - 17	Garnett - 9	14,522
34	1/8	GOLDEN STATE	W 102-95	18-16	Hudson - 23	Garnett - 14	13,222	75	3/30	DALLAS	L 95-119	46-29	Garnett - 24	Garnett - 11	19,304
35	1/10	SACRAMENTO	W 115-109 (OT)	19-16	Smith - 25	Garnett - 15	16,591	76	4/2	SEATTLE	W 91-86	47-29	Hudson - 31	Garnett - 9	14,117
36	1/12	@ Toronto	L 91-105	19-17	Garnett - 26	Trent - 7	19,800	77	4/5	@ Phoenix	L 94-111	47-30	Garnett - 25	Garnett - 17	18,413
37	1/13	DENVER	W 89-75	20-17	Peeler - 20	Garnett - 15	13,009	78	4/6	@ Portland	W 97-78	48-30	Szczerbiak - 25	Garnett - 14	20,169
38	1/15	@ L.A. Clipper	W 95-64	21-17	Garnett - 21	Nesterovic - 10	15,838	79	4/9	@ Seattle	L 92-100	48-31	Garnett - 29	Garnett - 18	16,039
39	1/17	@ Golden State	L 98-107	21-18	Garnett - 22	Nesterovic - 7	14,374	80	4/11	L.A. CLIPPERS	W 106-90	49-31	Garnett - 24	Garnett - 15	16,107
40	1/18	@ Portland	W 104-98	22-18	Garnett - 31	Garnett - 20	20,484	81	4/13	CHICAGO	W 119-95	50-31	Szczerbiak - 44	Garnett - 19	18,171
41	1/20	TORONTO	W 89-81	23-18	Garnett - 19	Garnett - 15	14,773	82	4/16	@ Memphis	W 95-87	51-31	Garnett - 19	Garnett - 16	15,478



2001-02: 50-32



BACK ROW (L-R): Maurice Evans, Marc Jackson, Joe Smith, Rasho Nesterovic, Loren Woods, Kevin Garnett, Gary Trent, Wally Szczerbiak
MIDDLE ROW (L-R): Strength and Conditioning Coach Sol Brandys, Athletic Training Intern Dan Duffy, Anthony Peeler, Terrell Brandon, Robert Pack, Sam Mitchell, Chauncey Billups, William Avery, Physical Therapist Andre Deloya, Orthopaedic Surgeon Dr. David Fischer, Medical Director Dr. Sheldon Burns
FRONT ROW (L-R): Assistant Coach Don Zierden, Assistant Coach Jimmy Williams, Assistant Coach Randy Wittman, Director of Player Personnel Rob Babcock, President Rob Moor, Owner Glen Taylor, Vice President of Basketball Operations Kevin McHale, Head Coach Flip Saunders, Director of Scouting and Player Development/Assistant Coach Jerry Sichting, Assistant Coach Greg Ballard, Special Assistant to the VP of Basketball Operations Ed Prohovsky, Trainer Gregg Farnam

PLAYER	G/GS	MIN	FIELD GOALS			3-POINT FG			FREE THROWS			REBOUNDS			AST	PF	STL	BLK	PTS	AVG
			FG	FGA	PCT	FG	FGA	PCT	FT	FTA	PCT	OFF	DEF	TOT						
Garnett	81-81	3175	659	1401	.470	37	116	.319	359	448	.801	243	738	981	422	184	96	126	1714	21.2
Szczerbiak	82-82	3117	609	1200	.508	87	191	.455	226	272	.831	120	271	391	257	188	66	21	1531	18.7
Billups	82-54	2355	348	823	.423	124	315	.394	207	234	.885	35	191	226	450	169	66	17	1027	12.5
Brandon	32-28	962	155	365	.425	4	23	.174	83	84	.988	17	76	93	264	49	52	6	397	12.4
Smith	72-63	1922	297	581	.511	2	3	.667	171	206	.830	152	301	453	82	250	39	59	767	10.7
Peeler	82-0	2060	288	684	.421	111	283	.392	50	58	.862	37	169	206	177	137	61	11	737	9.0
Nesterovic	82-82	2218	324	657	.493	0	1	.000	39	71	.549	200	334	534	75	262	45	109	687	8.4
Trent	64-10	1140	193	381	.507	0	2	.000	92	144	.639	104	166	270	60	160	21	27	478	7.5
Jackson (TOT)	39-0	495	60	164	.366	0	1	.000	66	80	.825	48	80	128	14	69	11	6	186	4.8
Jackson (MIN)	22-0	326	38	99	.384	0	1	.000	26	32	.813	31	54	85	7	44	6	3	102	4.6
Pack	16-0	252	25	68	.368	1	4	.250	11	15	.733	7	16	23	49	32	13	0	62	3.9
Mitchell	74-10	726	98	227	.432	10	35	.286	38	49	.776	18	64	82	45	79	12	4	244	3.3
Avery	28-0	258	26	90	.289	6	35	.171	13	19	.684	4	20	24	36	17	7	0	71	2.5
Lopez	67-0	581	59	156	.378	14	33	.424	37	55	.673	29	51	80	39	73	18	1	169	2.5
Evans	10-0	45	9	19	.474	0	3	.000	3	4	.750	3	1	4	4	9	0	0	21	2.1
Woods	60-0	516	33	96	.344	0	2	.000	44	60	.733	46	76	122	22	60	17	34	110	1.8
TIMBERWOLVES	82	19805	3175	6887	.461	396	1047	.378	1399	1754	.798	1059	2562	3621	1993	1739	524	427	8145	99.3
OPPONENTS	82	19805	2962	6654	.445	492	1321	.372	1452	1958	.742	912	2326	3238	1855	1676	542	407	7868	96.0



2001-02 DAY-BY-DAY

G#	DATE	OPPONENT	WOLVES/OPP	RECORD	HIGH POINTS	HIGH REBOUNDS	ATTENDANCE	G#	DATE	OPPONENT	WOLVES/OPP	RECORD	HIGH POINTS	HIGH REBOUNDS	ATTENDANCE
1	10/30	PHILADELPHIA	W 83-74	1-0	Billups - 22	Smith - 8	18,697	42	1/25	@ Toronto	L 100-107	30-12	Billups - 17	Nesterovic, Woods - 9	19,800
2	11/2	MEMPHIS	W 111-102	2-0	Garnett - 30	Garnett - 14	16,922	43	1/26	ATLANTA	W 103-80	31-12	Garnett - 20	Garnett - 7	19,828
3	11/3	@ Houston	W 90-88	3-0	Garnett - 37	Garnett - 12	10,724	44	1/29	@ Cleveland	L 81-114	31-13	Garnett - 14	Garnett - 11	14,783
4	11/6	NEW YORK	W 104-94	4-0	Szczerbiak - 35	Garnett - 13	16,444	45	1/30	@ Philadelphia	L 91-96	31-14	Szczerbiak - 31	Smith - 13	20,436
5	11/8	CHICAGO	W 127-74	5-0	Smith - 17	Smith - 8	15,719	46	2/1	@ Boston	W 98-95 (OT)	32-14	Garnett, Brandon - 21	Garnett - 15	18,624
6	11/10	@ Milwaukee	W 98-82	6-0	Garnett - 20	Garnett - 15	18,717	47	2/3	SACRAMENTO	L 107-112	32-15	Garnett - 32	Garnett - 12	19,006
7	11/13	CLEVELAND	L 103-107	6-1	Garnett - 28	Garnett - 14	13,605	48	2/4	@ San Antonio	L 83-113	32-16	Trent - 16	Trent - 8	17,809
8	11/16	@ Indiana	W 120-113 (2OT)	7-1	Garnett - 24	Trent - 12	17,097	49	2/6	PORTLAND	W 113-103	33-16	Szczerbiak - 30	Garnett - 12	16,233
9	11/17	ORLANDO	W 103-95	8-1	Garnett, Smith - 21	Garnett - 16	19,479	50	2/13	PHOENIX	W 107-92	34-16	Garnett - 33	Garnett - 13	18,701
10	11/20	@ Miami	W 80-73	9-1	Szczerbiak - 22	Garnett - 16	15,226	51	2/15	DENVER	L 98-99	34-17	Peeler - 24	Garnett - 14	19,669
11	11/21	@ Orlando	L 106-117	9-2	Smith - 26	Garnett - 13	15,014	52	2/17	MIAMI	W 93-80	35-17	Billups - 23	Garnett - 12	19,279
12	11/24	SAN ANTONIO	W 99-94	10-2	Nesterovic - 24	Garnett, Nesterovic - 12	19,006	53	2/19	@ Dallas	W 117-100	36-17	Billups - 36	Smith - 12	20,035
13	11/27	@ Seattle	L 102-112	10-3	Garnett - 22	Smith - 13	11,663	54	2/21	@ Houston	L 83-89	36-18	Garnett - 19	Garnett - 12	12,620
14	11/28	@ L.A. Clippers	L 75-94	10-4	Szczerbiak - 20	Garnett - 15	16,335	55	2/23	@ San Antonio	W 112-88	37-18	Garnett - 30	Garnett, Nesterovic - 11	34,735
15	12/1	@ L.A. Lakers	L 76-102	10-5	Szczerbiak - 19	Garnett - 14	18,997	56	2/25	@ Charlotte	W 97-92	38-18	Szczerbiak - 24	Jackson - 12	11,222
16	12/4	SEATTLE	W 108-83	11-5	Garnett - 21	Garnett - 15	16,182	57	2/27	L.A. LAKERS	W 112-101	39-18	Garnett - 33	Garnett - 15	19,769
17	12/6	@ Memphis	W 105-80	12-5	Brandon - 22	Garnett - 15	12,861	58	3/1	SAN ANTONIO	L 77-85	39-19	Szczerbiak - 21	Garnett - 10	19,799
18	12/8	HOUSTON	W 107-97	13-5	Garnett - 21	Garnett - 9	16,447	59	3/2	@ Utah	W 116-105	40-19	Garnett - 26	Garnett - 11	18,641
19	12/11	GOLDEN STATE	W 107-86	14-5	Szczerbiak - 22	Smith - 12	15,534	60	3/5	@ Seattle	L 83-97	40-20	Peeler - 20	Garnett - 10	17,072
20	12/12	@ Utah	W 98-87	15-5	Garnett - 24	Szczerbiak - 10	17,870	61	3/6	@ Portland	L 78-85	40-21	Garnett - 19	Garnett - 13	19,233
21	12/14	SACRAMENTO	W 114-94	16-5	Garnett - 29	Garnett - 24	17,113	62	3/8	@ Phoenix	L 76-81	40-22	Szczerbiak - 27	Garnett - 18	16,914
22	12/15	@ Dallas	L 117-125	16-6	Szczerbiak - 27	Smith - 13	19,485	63	3/11	L.A. CLIPPERS	L 99-108	40-23	Garnett - 26	Garnett - 11	17,992
23	12/18	DALLAS	L 103-107	16-7	Billups - 23	Trent - 8	17,079	64	3/13	HOUSTON	L 95-96	40-24	Billups - 23	Garnett - 15	18,101
24	12/19	@ New Jersey	L 112-117 (OT)	16-8	Garnett - 29	Garnett - 21	12,810	65	3/15	INDIANA	L 85-98	40-25	Garnett - 24	Garnett - 12	19,143
25	12/21	CHARLOTTE	W 94-89	17-8	Garnett - 20	Garnett - 14	17,237	66	3/17	UTAH	L 89-96	40-26	Szczerbiak - 33	Garnett - 11	18,113
26	12/22	@ Chicago	W 95-74	18-8	Szczerbiak - 19	Smith - 13	19,121	67	3/19	TORONTO	W 112-80	41-26	Garnett - 20	Nesterovic - 12	17,010
27	12/26	@ Denver	W 94-91	19-8	Billups, Garnett - 22	Garnett - 12	14,726	68	3/21	@ Memphis	W 95-93	42-26	Garnett - 25	Garnett - 14	12,314
28	12/28	@ Sacramento	L 111-125	19-9	Szczerbiak - 31	Nesterovic - 10	17,317	69	3/23	PORTLAND	L 99-108	42-27	Garnett - 23	Garnett - 10	19,497
29	12/30	@ Portland	W 95-93	20-9	Garnett/ Szczerbiak - 27	Garnett - 16	18,543	70	3/26	GOLDEN STATE	L 106-115	42-28	Garnett - 31	Garnett - 7	17,202
30	1/2	MILWAUKEE	W 95-77	21-9	Garnett - 22	Garnett - 19	19,497	71	3/28	DALLAS	W 113-111	43-28	Szczerbiak - 26	Garnett - 18	19,668
31	1/4	UTAH	W 93-86	22-9	Szczerbiak - 37	Garnett - 15	19,579	72	3/29	@ New York	W 98-77	44-28	Szczerbiak - 25	Garnett - 15	19,763
32	1/5	@ Atlanta	W 112-96	23-9	Szczerbiak - 23	Garnett - 14	13,826	73	3/31	NEW JERSEY	W 86-85	45-28	Garnett - 23	Garnett - 22	15,221
33	1/7	DETROIT	W 109-93	24-9	Garnett - 23	Garnett - 12	14,427	74	4/3	MEMPHIS	W 92-81	46-28	Billups - 26	Garnett - 17	17,183
34	1/9	SEATTLE	W 111-106	25-9	Garnett - 29	Garnett - 10	16,561	75	4/4	@ Denver	L 87-88	46-29	Garnett - 21	Garnett - 18	15,509
35	1/11	L.A. LAKERS	W 120-102	26-9	Szczerbiak - 34	Billups - 11	19,806	76	4/6	PHOENIX	W 108-104	47-29	Garnett - 32	Garnett - 11	18,716
36	1/12	@ Washington	W 108-100	27-9	Garnett - 31	Nesterovic - 11	20,674	77	4/8	@ Golden State	W 100-93	48-29	Garnett - 22	Garnett - 12	13,261
37	1/15	L.A. CLIPPERS	W 97-83	28-9	Szczerbiak - 21	Garnett - 12	18,101	78	4/9	@ Sacramento	L 103-122	48-30	Szczerbiak - 16	Garnett - 12	17,317
38	1/18	@ Phoenix	L 100-103 (OT)	28-10	Garnett - 32	Garnett - 14	16,860	79	4/11	@ L.A. Lakers	L 83-96	48-31	Garnett - 18	Garnett - 16	18,997
39	1/19	@ Golden State	W 105-102	29-10	Billups, Garnett - 21	Smith - 9	14,283	80	4/13	@ L.A. Clippers	W 101-98	49-31	Garnett - 35	Garnett - 10	19,567
40	1/21	WASHINGTON	W 105-101	30-10	Garnett - 23	Nesterovic - 7	20,320	81	4/15	BOSTON	L 90-93	49-32	Garnett - 20	Garnett - 11	17,009
41	1/23	@ Detroit	L 83-104	30-11	Billups, Garnett - 19	Garnett - 13	14,623	82	4/17	DENVER	W 104-90	50-32	Szczerbiak - 20	Nesterovic - 8	16,779



2000-01: 47-35



BACK ROW (L-R): Sam Jacobson, Reggie Slater, Andrae Patterson, LaPhonso Ellis, Kevin Garnett, Rasho Nesterovic, Dean Garrett, Tom Hammonds, Sam Mitchell, Wally Szczerbiak, Felipe Lopez
MIDDLE ROW (L-R): Trainer Gregg Farnam, Athletic Training Intern Jeff Otte, Physical Therapist Andre Deloya, Terrell Brandon, Anthony Peeler, William Avery, Chauncey Billups, Strength and Conditioning Coach Sol Brandys, Orthopaedic Surgeon Dr. David Fischer, Medical Director Dr. Sheldon Burns
FRONT ROW (L-R): Assistant Coach Don Zierden, Assistant Coach Jimmy Williams, Director of Player Personnel Rob Babcock, President Rob Moor, Owner Glen Taylor, Vice President of Basketball Operations Kevin McHale, General Manager/Head Coach Flip Saunders, Director of Scouting and Player Development/Assistant Coach Jerry Sichting, Assistant Coach Greg Ballard, Special Assistant to the VP of Basketball Operations Ed Prohofsky

PLAYER	G/GS	MIN	FIELD GOALS			3-POINT FG			FREE THROWS			REBOUNDS			AST	PF	STL	BLK	PTS	AVG
			FG	FGA	PCT	FG	FGA	PCT	FT	FTA	PCT	OFF	DEF	TOT						
Garnett	81/81	3202	704	1475	.477	19	66	.288	357	467	.764	219	702	921	401	204	111	145	1784	22.0
Brandon	78/78	2821	511	1134	.451	33	91	.363	195	224	.871	60	238	298	583	138	161	21	1250	16.0
Szczerbiak	82/82	2856	469	920	.510	26	77	.338	181	208	.870	133	314	447	260	226	59	33	1145	14.0
Peeler	75/41	2126	308	732	.421	100	256	.391	75	87	.862	44	148	192	192	166	91	18	791	10.5
Ellis	82/5	1948	298	642	.464	7	22	.318	169	214	.790	199	295	494	93	290	67	74	772	9.4
Billups	77/33	1790	248	587	.422	73	194	.376	144	171	.842	32	126	158	260	178	51	11	713	9.3
Lopez (TOT)	70/48	1565	211	478	.441	19	52	.365	109	156	.699	55	179	234	107	156	62	30	550	7.9
Lopez (MIN)	23/10	457	69	152	.454	13	23	.565	19	33	.576	25	49	74	34	46	21	12	170	7.4
Slater	55/16	686	90	175	.514	0	0	---	74	110	.673	78	108	186	26	126	18	9	254	4.6
Nesterovic	73/39	1233	147	319	.461	0	1	.000	34	65	.523	99	187	286	45	189	25	63	328	4.5
Day	31/0	345	44	118	.373	26	69	.377	18	23	.783	10	27	37	28	52	10	7	132	4.3
Mitchell	82/4	983	118	289	.408	9	43	.209	40	55	.727	28	95	123	57	117	26	10	285	3.5
Avery	55/0	463	55	144	.382	16	59	.271	28	36	.778	5	24	29	75	48	13	4	154	2.8
Garrett	70/21	831	75	156	.481	0	0	---	27	39	.692	65	152	217	24	93	26	49	177	2.5
Jacobson	14/0	59	9	18	.500	0	0	---	2	3	.667	3	3	6	4	19	3	0	20	1.4
Hammonds	7/0	30	3	10	.300	0	0	---	1	2	.500	2	2	4	1	8	0	0	7	1.0
TIMBERWOLVES	82	19830	3148	6871	.458	322	901	.357	1364	1737	.785	1002	2470	3472	2083	1900	682	456	7982	97.3
OPPONENTS	82	19830	2977	6588	.452	350	996	.351	1567	2164	.724	967	2505	3472	1834	1655	583	357	7871	96.0



2000-01 DAY-BY-DAY

G#	DATE	OPPONENT	WOLVES/OPP	RECORD	HIGH POINTS	HIGH REBOUNDS	ATTENDANCE	G#	DATE	OPPONENT	WOLVES/OPP	RECORD	HIGH POINTS	HIGH REBOUNDS	ATTENDANCE
1	10/31	@ Houston	W 106-98	1-0	Garnett - 28	Nesterovic - 13	11,327	43	1/23	PHOENIX	W 82-73	25-18	Brandon - 26	Garnett - 13	19,677
2	11/2	@ San Antonio	L 91-103	1-1	Garnett - 21	Garrett - 12	14,193	44	1/25	ORLANDO	W 109-100	26-18	Ellis - 24	Garnett - 18	17,345
3	11/4	SACRAMENTO	W 99-91	2-1	Garnett - 28	Garnett - 12	19,006	45	1/27	PORTLAND	W 93-80	27-18	Brandon - 22	Garnett - 11	19,367
4	11/6	@ Utah	L 92-98	2-2	Brandon - 25	Garnett - 9	19,911	46	1/29	MILWAUKEE	W 99-96	28-18	Garnett - 29	Garnett - 18	17,171
5	11/8	@ Denver	L 107-109 (OT)	2-3	Garnett - 26	Garnett - 16	10,549	47	1/31	L.A. LAKERS	W 96-83	29-18	Garnett - 21	Garnett, Ellis - 10	19,006
6	11/9	PHILADELPHIA	L 82-84	2-4	Garnett - 24	Garnett - 9	16,119	48	2/1	@ Cleveland	W 90-81	30-18	Brandon - 27	Garnett - 10	13,904
7	11/11	@ Milwaukee	W 103-92	3-4	Billups - 31	Szczerbiak - 12	18,717	49	2/3	@ Toronto	W 108-105	31-18	Garnett - 30	Garnett - 13	19,800
8	11/15	GOLDEN STATE	W 92-90	4-4	Garnett - 24	Nesterovic - 11	16,034	50	2/7	SACRAMENTO	W 117-88	32-18	Garnett - 40	Garnett - 7	18,274
9	11/17	SAN ANTONIO	W 99-94 (OT)	5-4	Garnett - 32	Garnett - 12	17,288	51	2/13	@ Portland	L 88-109	32-19	Garnett - 20	Garnett - 14	19,987
10	11/18	@ Atlanta	W 94-84	6-4	Garnett - 25	Garnett - 11	13,036	52	2/14	@ Phoenix	L 96-104	32-20	Garnett, Ellis - 20	Ellis - 13	17,747
11	11/22	VANCOUVER	W 101-100	7-4	Garnett - 24	Ellis, Nesterovic - 12	16,783	53	2/16	SAN ANTONIO	L 85-91	32-21	Garnett - 31	Garnett - 16	18,881
12	11/24	@ L.A. Lakers	L 108-115	7-5	Brandon - 27	Garnett - 7	18,997	54	2/18	VANCOUVER	L 102-110	32-22	Garnett, Ellis - 16	Garnett - 13	18,693
13	11/25	@ Golden State	L 93-114	7-6	Garnett - 22	Garnett - 12	14,268	55	2/21	HOUSTON	L 83-89	32-23	Garnett - 23	Garnett - 15	16,541
14	11/28	@ Chicago	W 96-76	8-6	Szczerbiak - 18	Garnett - 12	22,204	56	2/23	GOLDEN STATE	W 122-83	33-23	Brandon - 27	Brandon - 10	19,006
15	11/29	DENVER	L 100-107	8-7	Garnett - 25	Garnett - 13	15,227	57	2/25	@ Indiana	L 100-110	33-24	Garnett - 23	Garnett - 14	18,345
16	12/1	@ Boston	W 102-98	9-7	Billups - 29	Garnett - 13	14,630	58	2/28	DETROIT	W 111-100	34-24	Brandon - 23	Garnett - 10	16,273
17	12/2	@ New York	L 90-100	9-8	Garnett - 21	Garnett, Szczerbiak - 7	19,763	59	3/2	@ Denver	W 89-71	35-24	Garnett - 24	Garnett - 14	17,844
18	12/5	CHICAGO	W 100-90	10-8	Garnett - 25	Garnett, Ellis - 8	16,170	60	3/4	SEATTLE	W 119-111 (OT)	36-24	Szczerbiak - 27	Garnett - 16	19,006
19	12/7	WASHINGTON	W 105-88	11-8	Brandon, Garnett - 24	Garnett - 7	16,018	61	3/6	@ Charlotte	W 95-89	37-24	Garnett - 22	Garnett - 13	12,630
20	12/9	L.A. CLIPPERS	W 85-73	12-8	Garnett - 23	Szczerbiak - 12	16,143	62	3/9	@ Miami	L 79-86	37-25	Szczerbiak - 19	Garnett - 13	16,500
21	12/11	@ Philadelphia	W 96-91 (OT)	13-8	Garnett - 23	Garnett - 12	18,707	63	3/10	@ Orlando	L 93-105	37-26	Garnett - 21	Garnett - 15	17,248
22	12/12	@ New Jersey	L 94-116	13-9	Garnett - 21	Garnett - 10	11,649	64	3/12	MIAMI	W 94-77	38-26	Garnett - 24	Garnett - 15	17,882
23	12/15	@ Detroit	W 99-90	14-9	Garnett - 26	Garnett - 13	13,744	65	3/14	@ San Antonio	L 100-106 (OT)	38-27	Garnett - 24	Garnett - 13	35,676
24	12/16	INDIANA	W 113-110 (OT)	15-9	Garnett - 34	Garnett - 20	17,249	66	3/15	@ Dallas	L 83-103	38-28	Garnett - 28	Garnett - 16	17,472
25	12/19	@ Golden State	L 99-120	15-10	Garnett - 29	Garnett - 16	13,367	67	3/18	CLEVELAND	W 91-76	39-28	Garnett - 21	Ellis - 12	18,718
26	12/20	@ L.A. Clippers	L 96-103	15-11	Garnett - 22	Garnett - 7	15,636	68	3/21	DALLAS	W 109-97	40-28	Garnett - 28	Garnett - 15	18,101
27	12/22	CHARLOTTE	L 74-83	15-12	Garnett - 20	Garrett - 12	16,327	69	3/23	DENVER	W 101-90	41-28	Garnett - 30	Garnett - 15	18,777
28	12/23	UTAH	L 92-98	15-13	Garnett - 20	Garnett - 9	16,789	70	3/25	NEW JERSEY	W 105-91	42-28	Brandon - 34	Garnett - 18	19,006
29	12/26	TORONTO	W 100-97	16-13	Brandon - 24	Garnett - 9	16,828	71	3/28	@ Seattle	L 93-94	42-29	Garnett - 21	Garnett - 9	15,916
30	12/28	ATLANTA	W 88-81	17-13	Peeler - 22	Garnett - 12	16,801	72	3/30	@ Sacramento	L 98-110	42-30	Brandon - 20	Lopez - 9	17,317
31	12/30	NEW YORK	L 79-88	17-14	Szczerbiak - 22	Garnett - 10	18,322	73	4/1	@ Portland	W 99-95	43-30	Brandon - 30	Garnett - 10	20,580
32	1/1	HOUSTON	W 106-96	18-14	Garnett - 21	Szczerbiak - 10	14,779	74	4/4	PORTLAND	W 83-79	44-30	Garnett - 18	Garnett - 18	17,207
33	1/2	@ Washington	L 108-115	18-15	Garnett - 31	Ellis - 10	11,712	75	4/6	PHOENIX	W 101-88	45-30	Garnett - 25	Garnett - 10	18,627
34	1/4	SEATTLE	W 105-92	19-15	Peeler - 22	Szczerbiak - 11	16,045	76	4/8	L.A. LAKERS	L 99-104	45-31	Brandon - 23	Garnett - 8	20,099
35	1/7	@ Phoenix	W 108-88	20-15	Peeler - 28	Peeler - 10	17,531	77	4/10	@ Vancouver	W 104-91	46-31	Szczerbiak - 28	Garnett - 14	10,430
36	1/8	@ Sacramento	L 97-100	20-16	Garnett - 26	Szczerbiak - 9	17,317	78	4/12	@ L.A. Lakers	L 102-119	46-32	Brandon - 21	Ellis - 10	18,997
37	1/10	DALLAS	L 86-106	20-17	Garnett - 26	Garnett - 13	16,274	79	4/13	@ L.A. Clippers	L 105-111	46-33	Garnett - 23	Garnett - 12	18,964
38	1/12	L.A. CLIPPERS	W 95-89	21-17	Brandon, Garnett - 17	Garnett - 10	16,837	80	4/15	UTAH	W 107-100	47-33	Garnett/	Slater - 7	17,447
39	1/15	BOSTON	L 102-107	21-18	Garnett - 23	Garnett - 9	17,228						Szczerbiak - 17		
40	1/17	@ Utah	W 89-81	22-18	Garnett - 23	Garnett - 11	18,590	81	4/17	@ Houston	L 87-114	47-34	Avery/	Garnett - 6	16,285
41	1/19	@ Seattle	W 98-93	23-18	Peeler - 24	Garnett - 17	15,515						Szczerbiak - 16		
42	1/21	@ Vancouver	W 96-94	24-18	Brandon, Garnett - 20	Garnett - 9	13,108	82	4/18	@ Dallas	L 100-120	47-35	Billups - 21	Lopez - 10	18,187

1999-2000: 50-32



BACK ROW (L-R): Sam Mitchell, Malik Sealy, Joe Smith, Kevin Garnett, Rasho Nesterovic, Dean Garrett, Tom Hammonds, Andrae Patterson, Wally Szczerbiak
MIDDLE ROW (L-R): Strength and Conditioning Coach Sol Brandys, Assistant Trainer Chris Strickland, Assistant Trainer Gregg Farnam, Trainer Chris Palmer, Terrell Brandon, Anthony Peeler, William Avery, Bobby Jackson, Video Coordinator Don Zierden, Medical Director Dr. Sheldon Burns, Orthopaedic Surgeon Dr. David Fischer.
FRONT ROW (L-R): Director of Scouting and Player Development/Assistant Coach Jerry Sichting, Assistant Coach Greg Ballard, Director of Player Personnel Rob Babcock, President Rob Moor, Owner Glen Taylor, Vice President of Basketball Operations Kevin McHale, General Manager/Head Coach Flip Saunders, Assistant Coach Sidney Lowe, Special Assistant to the VP of Basketball Operations Ed Prohofsky

PLAYER	G/GS	MIN	FIELD GOALS			3-POINT FG			FREE THROWS			REBOUNDS			AST	PF	STL	BLK	PTS	AVG
			FG	FGA	PCT	FG	FGA	PCT	FT	FTA	PCT	OFF	DEF	TOT						
Garnett	81/81	3243	759	1526	.497	30	81	.370	309	404	.785	223	733	956	401	205	120	126	1857	22.9
Brandon	71/71	2587	486	1042	.466	53	132	.402	187	208	.899	44	194	238	629	158	134	30	1212	17.1
Szczerbiak	73/53	2171	342	669	.511	28	78	.359	133	161	.826	89	183	272	201	175	58	23	845	11.6
Sealy	82/61	2392	371	780	.476	10	35	.286	177	218	.812	119	233	352	197	197	76	19	929	11.3
Smith	78/9	1975	289	623	.464	1	1	1.000	195	258	.756	186	298	484	88	302	45	85	774	9.9
Peeler	82/22	2073	316	725	.436	85	255	.333	87	109	.798	58	174	232	195	171	62	10	804	9.8
Mitchell	66/24	1227	168	376	.447	10	23	.435	81	92	.880	28	110	138	111	116	27	14	427	6.5
Nesterovic	82/55	1723	206	433	.476	0	2	.000	59	103	.573	135	244	379	93	262	21	85	471	5.7
Jackson	73/10	1034	140	346	.405	13	46	.283	76	98	.776	50	103	153	172	114	48	7	369	5.1
Avery	59/1	484	56	181	.309	18	63	.286	24	36	.667	8	32	40	88	60	14	2	154	2.6
Hammonds	56/0	372	42	97	.433	0	0	----	33	56	.589	34	67	101	10	55	8	3	117	2.1
Garrett	56/23	604	48	108	.44	0	0	----	18	26	.692	41	99	140	19	94	8	40	114	2.0
Patterson	5/0	20	3	4	.750	0	0	----	0	0	----	1	1	2	1	4	1	0	6	1.2
TIMBERWOLVES	82	19905	3226	6910	.467	248	716	.346	1379	1769	.780	1016	2471	3487	2205	1913	622	444	8079	98.5
OPPONENTS	82	19905	2924	6576	.445	380	1066	.356	1644	2185	.752	916	2440	3356	1737	1685	591	344	7872	96.0



1999-2000 DAY-BY-DAY

G#	DATE	OPPONENT	WOLVES/OPP	RECORD	HIGH POINTS	HIGH REBOUNDS	ATTENDANCE	G#	DATE	OPPONENT	WOLVES/OPP	RECORD	HIGH POINTS	HIGH REBOUNDS	ATTENDANCE
1	11/5	@ Sacramento	L 95-100	0-1	Garnett - 34	Garnett - 17	32,623	45	2/5	@ Denver	W 105-97 (OT)	27-18	Garnett - 30	Garnett - 14	19,099
2	11/6	SACRAMENTO	W 114-101	1-1	Garnett - 31	Garnett - 12	34,013	46	2/9	@ L.A. Lakers	L 81-114	27-19	Garnett - 29	Garnett - 6	18,843
3	11/11	NEW YORK	W 93-90	2-1	Garnett - 35	Garnett - 14	18,397	47	2/10	@ Phoenix	L 85-101	27-20	Mitchell - 16	Garnett - 13	19,023
4	11/13	PHOENIX	W 111-100	3-1	Nesterovic - 23	Garnett - 12	20,003	48	2/15	DENVER	L 104-107 (OT)	27-21	Garnett - 24	Garnett - 11	14,117
5	11/17	L.A. CLIPPERS	L 85-89	3-2	Garnett - 23	Garnett - 20	13,677	49	2/16	@ New York	L 89-93	27-22	Garnett - 23	Garnett - 13	19,763
6	11/19	UTAH	W 89-84	4-2	Garnett - 29	Garnett - 11	17,517	50	2/18	VANCOUVER	W 103-91	28-22	Brandon - 21	Garnett - 10	17,101
7	11/21	@ Vancouver	W 105-81	5-2	Szczerbiak - 19	Garnett - 14	12,493	51	2/20	NEW JERSEY	L 89-91	28-23	Garnett - 27	Garnett - 18	19,449
8	11/22	@ Utah	L 93-108	5-3	Brandon - 21	Garnett - 7	19,725	52	2/22	GOLDEN STATE	W 112-89	29-23	Brandon/ Szczerbiak - 21	Garnett - 14	13,992
9	11/24	PORTLAND	L 81-88	5-4	Szczerbiak - 26	Garnett - 19	16,219	53	2/24	L.A. CLIPPERS	W 116-91	30-23	Smith - 18	Garnett, Smith Szczerbiak - 8	13,089
10	11/26	@ Denver	L 105-114	5-5	Smith - 18	Nesterovic - 9	18,506	54	2/25	@ Toronto	W 107-85	31-23	Garnett - 28	Garnett - 12	19,800
11	11/27	VANCOUVER	W 113-82	6-5	Garnett - 20	Jackson - 7	16,881	55	2/27	SAN ANTONIO	W 102-98	32-23	Garnett - 29	Garnett - 16	19,654
12	11/30	DENVER	W 109-92	7-5	Smith - 26	Smith - 9	13,117	56	2/29	CHARLOTTE	L 87-92	32-24	Garnett - 21	Garnett - 9	15,922
13	12/2	ORLANDO	L 93-103	7-6	Smith - 18	Smith - 13	13,228	57	3/2	@ San Antonio	W 108-102	33-24	Garnett - 23	Garnett - 13	16,320
14	12/4	DALLAS	L 84-103	7-7	Garnett - 20	Smith - 17	16,671	58	3/4	@ Milwaukee	W 91-84	34-24	Brandon - 22	Smith - 13	17,632
15	12/8	@ Seattle	L 94-110	7-8	Garnett - 22	Garnett - 12	13,180	59	3/5	SEATTLE	W 105-100 (OT)	35-24	Garnett - 21	Garnett - 13	15,006
16	12/9	@ Portland	L 86-90	7-9	Garnett - 26	Garnett - 7	19,980	60	3/7	WASHINGTON	L 86-90	35-25	Garnett/ Szczerbiak - 26	Garnett - 13	14,227
17	12/11	GOLDEN STATE	L 76-104	7-10	Nesterovic - 23	Nesterovic - 13	17,739	61	3/9	@ Dallas	W 100-79	36-25	Garnett - 22	Garnett - 13	13,435
18	12/14	@ Atlanta	L 94-105	7-11	Garnett - 22	Garnett - 15	14,070	62	3/11	@ Houston	W 100-86	37-25	Brandon - 24	Garnett - 15	16,285
19	12/15	@ Charlotte	L 98-103	7-12	Sealy - 27	Garnett - 20	16,303	63	3/14	@ Phoenix	L 100-107	37-26	Brandon - 18	Garnett - 11	19,023
20	12/17	L.A. LAKERS	L 88-97	7-13	Garnett - 28	Garnett - 21	19,354	64	3/16	@ Portland	W 96-92	38-26	Brandon - 25	Garnett - 12	20,060
21	12/18	@ Dallas	W 108-104	8-13	Garnett - 27	Garnett - 14	13,702	65	3/19	MILWAUKEE	W 109-82	39-26	Brandon - 28	Garnett - 8	15,551
22	12/20	@ Cleveland	W 100-94	9-13	Garnett - 24	Garnett - 18	13,911	66	3/21	CLEVELAND	W 111-107 (OT)	40-26	Garnett - 29	Garnett - 14	13,404
23	12/22	@ Chicago	W 106-86	10-13	Garnett - 22	Garnett - 13	22,102	67	3/22	@ Boston	W 109-106	41-26	Garnett - 40	Garnett, Sealy - 8	16,606
24	12/23	SEATTLE	W 109-102	11-13	Brandon - 30	Garnett - 14	16,773	68	3/24	@ New Jersey	W 116-115 (OT)	42-26	Garnett - 38	Garnett, Sealy/ Szczerbiak - 8	17,655
25	12/27	@ Orlando	W 107-105	12-13	Garnett - 26	Garnett - 23	14,703	69	3/26	TORONTO	W 106-101 (OT)	43-26	Garnett - 34	Garnett - 10	19,902
26	12/28	@ Miami	L 78-89	12-14	Garnett - 16	Garnett - 9	15,200	70	3/28	PHILADELPHIA	L 100-102	43-27	Garnett - 31	Smith - 12	16,991
27	12/30	CHICAGO	W 94-76	13-14	Garnett - 22	Garnett - 11	19,623	71	3/30	HOUSTON	W 122-90	44-27	Garnett - 25	Smith - 10	15,009
28	1/4	SAN ANTONIO	W 91-88	14-14	Sealy - 22	Garnett - 11	15,179	72	3/31	@ Indiana	L 85-109	44-28	Brandon - 24	Garnett - 12	18,345
29	1/6	PORTLAND	W 98-96	15-14	Garnett, Sealy - 27	Brandon - 8	15,223	73	4/2	PHOENIX	L 86-87	44-29	Sealy - 19	Garnett - 13	19,006
30	1/8	@ Detroit	W 110-105	16-14	Brandon - 28	Garnett - 14	20,529	74	4/4	ATLANTA	W 86-76 (OT)	45-29	Garnett, Smith - 18	Garnett - 14	13,233
31	1/9	@ Philadelphia	W 123-112	17-14	Brandon - 27	Brandon - 10	20,232	75	4/6	@ L.A. Clippers	W 112-90	46-29	Garnett - 28	Nesterovic - 13	15,317
32	1/11	MIAMI	L 106-116	17-15	Garnett - 35	Garnett - 9	15,121	76	4/7	@ Sacramento	W 95-92	47-29	Brandon - 30	Garnett - 14	17,317
33	1/13	BOSTON	W 103-85	18-15	Brandon - 20	Garnett - 10	14,659	77	4/10	DETROIT	W 102-100	48-29	Garnett - 25	Garnett - 9	15,374
34	1/15	L.A. LAKERS	L 91-104	18-16	Garnett - 22	Garnett - 10	19,767	78	4/12	@ Seattle	L 83-110	48-30	Garnett - 18	Smith - 10	14,178
35	1/17	INDIANA	W 101-100	19-16	Garnett - 37	Garnett - 13	16,731	79	4/14	@ Vancouver	W 104-94 (2OT)	49-30	Garnett, Brandon/ Szczerbiak - 20	Garnett, Smith - 12	17,748
36	1/19	@ Utah	W 91-88	20-16	Garnett - 31	Garnett - 10	19,678	80	4/16	@ L.A. Lakers	L 95-101	49-31	Brandon - 18	Garnett - 15	18,912
37	1/21	@ L.A. Clippers	W 95-89	21-16	Mitchell - 20	Sealy - 8	12,853	81	4/17	@ Golden State	W 101-96	50-31	Brandon - 21	Nesterovic, Smith - 11	11,362
38	1/23	@ Golden State	W 99-81	22-16	Garnett - 22	Garnett - 15	11,569	82	4/19	DALLAS	L 107-113	50-32	Peeler - 22	Jackson, Smith - 8	16,818
39	1/25	@ Houston	W 92-84	23-16	Garnett - 27	Garnett - 12	15,094								
40	1/27	@ San Antonio	L 80-92	23-17	Garnett - 26	Garnett - 8	15,911								
41	1/29	UTAH	W 96-94	24-17	Garnett - 29	Garnett - 13	19,006								
42	1/31	SACRAMENTO	W 105-90	25-17	Garnett - 31	Garnett - 12	18,046								
43	2/2	@ Washington	L 93-103	25-18	Garnett - 22	Garnett - 11	14,005								
44	2/4	HOUSTON	W 102-85	26-18	Garnett - 23	Garnett - 18	18,223								



1998-99: 25-25



BACK ROW (L-R): Trainer Chris Palmer, Tom Hammonds, Dean Garrett, Trevor Winter, Kevin Garnett, Joe Smith, Bill Curley, Andrae Patterson, Medical Director Dr. Sheldon Burns
MIDDLE ROW (L-R): Assistant Trainer Gregg Farnam, Bobby Jackson, Anthony Peeler, Dennis Scott, Sam Mitchell, Malik Sealy, Reggie Jordan, James Robinson, Terrell Brandon, Orthopaedic Surgeon Dr. David Fischer
FRONT ROW (L-R): Strength and Conditioning Coach Sol Brandys, Director of Player Personnel Rob Babcock, Assistant Coach Greg Ballard, Assistant Coach Randy Wittman, Vice President of Basketball Operations Kevin McHale, Owner Glen Taylor, General Manager/Head Coach Flip Saunders, President Rob Moor, Director of Scouting and Player Development/Assistant Coach Jerry Sichting, Special Assistant to the VP of Basketball Operations Ed Prohofsky

PLAYER	G/GS	MIN	FIELD GOALS			3-POINT FG			FREE THROWS			REBOUNDS			AST	PF	STL	BLK	PTS	AVG
			FG	FGA	PCT	FG	FGA	PCT	FT	FTA	PCT	OFF	DEF	TOT						
Garnett	47/47	1780	414	900	.460	4	14	.286	145	206	.760	166	323	489	202	152	78	83	977	20.8
Marbury	18/18	661	124	304	.408	8	39	.205	63	87	.724	17	45	62	167	44	29	5	319	17.7
Brandon (TOT)	36/34	1217	212	507	.418	12	47	.255	65	78	.833	27	107	134	309	82	63	10	501	13.9
Brandon (MIN)	21/20	712	127	299	.425	5	19	.263	39	47	.830	16	65	81	205	57	39	7	298	14.2
Smith	43/42	1418	223	522	.427	0	3	.00	142	188	.755	154	200	354	68	147	32	66	588	13.7
Mitchell	50/20	1344	213	522	.408	9	38	.237	126	165	.764	55	127	182	98	111	35	16	561	11.2
Peeler	28/28	810	103	272	.379	34	114	.298	30	41	.732	30	54	84	78	60	35	6	270	9.6
Sealy	31/7	731	95	231	.411	6	23	.261	55	61	.902	23	69	92	36	68	30	5	251	8.1
Jackson	50/12	941	141	348	.405	10	27	.370	61	79	.772	43	92	135	167	75	39	3	353	7.1
Scott (TOT)	36/9	738	87	213	.408	37	97	.381	23	31	.742	8	50	58	40	49	15	3	234	6.5
Scott (MIN)	21/9	532	70	157	.446	29	68	.426	22	27	.815	5	33	38	32	32	12	2	191	9.1
Robinson (TOT)	31/0	506	67	185	.362	21	74	.284	28	41	.683	18	44	62	56	60	22	8	183	5.9
Robinson (MIN)	17/0	226	28	87	.322	13	44	.295	8	14	.571	8	27	35	38	31	8	5	77	4.5
Garrett	49/37	1054	116	231	.502	0	0	----	38	51	.745	99	158	257	28	113	30	45	270	5.5
Hammonds	49/0	716	82	179	.458	0	0	----	48	75	.640	54	82	136	20	88	8	7	212	4.3
Nesterovic	2/0	30	3	12	.250	0	0	----	2	2	1.000	3	5	8	1	5	0	0	8	4.0
Patterson	35/0	284	43	97	.443	0	5	.000	28	36	.778	30	35	65	15	62	19	7	114	3.3
Curley	35/7	372	29	72	.403	1	5	.200	19	22	.864	20	31	51	14	83	17	9	78	2.2
Evans (TOT)	16/0	145	13	44	.295	4	13	.308	4	4	1.000	6	13	19	15	8	5	3	34	2.1
Evans (MIN)	5/0	24	2	10	.200	0	2	.000	0	0	----	2	0	2	1	1	2	0	4	0.8
Carr	11/2	81	9	26	.346	3	9	.333	2	4	.500	0	12	12	7	9	1	1	23	2.1
Jordan	27/1	296	15	54	.278	0	0	----	21	38	.553	27	32	59	41	38	12	5	51	1.9
Grant	4/0	8	1	4	.250	0	0	----	0	0	----	1	0	1	0	4	0	0	2	0.5
Winter	1/0	5	0	0	---	0	0	----	0	0	----	1	2	3	0	5	0	0	0	0.0
TIMBERWOLVES	50	12025	1838	4327	.425	122	410	.298	849	1143	.743	754	1392	2146	1218	1185	426	272	4647	92.9
OPPONENTS	50	12025	1680	3823	.439	213	654	.326	1055	1470	.718	591	1563	2154	1114	1017	363	262	4628	92.6



1998-99 DAY-BY-DAY

G#	DATE	OPPONENT	WOLVES/OPP	RECORD	HIGH POINTS	HIGH REBOUNDS	ATTENDANCE	G#	DATE	OPPONENT	WOLVES/OPP	RECORD	HIGH POINTS	HIGH REBOUNDS	ATTENDANCE
1	2/5	@ Denver	W 110-92	1-0	Smith - 23	Garrett - 7	17,171	26	3/21	L.A. CLIPPERS	L 85-100	14-12	Garnett - 27	Garnett, Smith - 8	15,371
2	2/6	@ San Antonio	L 82-96	1-1	Garnett - 19	Garnett - 16	21,319	27	3/24	@ Boston	W 87-68	15-12	Garnett, Scott - 22	Garnett - 14	18,128
3	2/9	SAN ANTONIO	W 74-70	2-1	Sealy - 16	Garnett - 12	16,422	28	3/26	MIAMI	W 100-93	16-12	Garnett - 19	Garrett - 9	19,006
4	2/11	L.A. LAKERS	W 86-75	3-1	Garnett - 21	Jackson - 6	19,006	29	3/28	MILWAUKEE	L 85-94	16-13	Mitchell - 20	Garnett - 18	18,449
5	2/14	@ L.A. Clippers	W 95-73	4-1	Garnett - 24	Garnett - 11	8,592	30	3/30	DALLAS	W 98-78	17-13	Garnett, Brandon - 22	Garnett - 9	15,609
6	2/15	@ Golden State	L 99-101	4-2	Garnett - 29	Garnett - 10	13,118	31	4/2	DENVER	W 107-88	18-13	Garnett - 28	Brandon - 8	15,979
7	2/17	HOUSTON	W 116-102	5-2	Marbury - 40	Garnett - 9	18,151	32	4/3	SACRAMENTO	W 105-96	19-13	Garnett - 24	Garnett - 10	17,011
8	2/19	VANCOUVER	W 115-96	6-2	Marbury - 23	Garnett - 11	17,907	33	4/5	DALLAS	W 100-93	20-13	Garnett, Mitchell - 18	Garnett - 9	14,107
9	2/21	SACRAMENTO	W 102-90	7-2	Smith - 30	Garnett - 19	16,848	34	4/7	@ Phoenix	L 82-90	20-14	Garnett - 19	Garnett - 13	19,023
10	2/22	SAN ANTONIO	W 95-89	8-2	Mitchell - 17	Garnett - 11	15,374	35	4/8	@ L.A. Clippers	L 91-99	20-15	Garnett - 15	Garrett - 10	7,205
11	2/25	@ New York	L 113-115 (OT)	8-3	Garnett - 25	Smith - 16	19,763	36	4/9	@ L.A. Lakers	L 89-96	20-16	Hammonds - 22	Garnett - 16	17,505
12	2/26	@ Toronto	L 92-102	8-4	Marbury - 17	Garnett, Smith - 9	15,122	37	4/11	DETROIT	W 88-79	21-16	Garnett - 20	Smith - 17	19,006
13	2/28	PORTLAND	L 93-100	8-5	Marbury - 25	Garnett, Smith - 9	16,219	38	4/12	HOUSTON	L 90-95	21-17	Garnett, Mitchell - 21	Garnett - 9	16,093
14	3/2	GOLDEN STATE	W 89-78	9-5	Garnett - 27	Garnett - 14	14,776	39	4/14	@ San Antonio	L 79-95	21-18	Jackson - 14	Garrett - 6	15,864
15	3/4	@ Vancouver	W 102-93	10-5	Garnett - 23	Smith - 9	13,329	40	4/15	@ Dallas	L 95-10	21-19	Smith - 21	Smith - 9	13,034
16	3/5	@ Portland	L 85-97	10-6	Marbury - 18	Smith - 12	19,264	41	4/16	VANCOUVER	W 89-75	22-19	Smith - 26	Smith - 12	18,347
17	3/7	@ Seattle	W 88-77	11-6	Garnett - 19	Garnett - 14	17,072	42	4/18	UTAH	L 76-97	22-20	Garnett - 18	Garnett - 8	17,472
18	3/9	SEATTLE	W 85-84	12-6	Garnett - 22	Garnett - 16	17,237	43	4/21	@ Seattle	L 105-119	22-21	Garnett - 23	Garnett - 7	17,072
19	3/11	@ Golden State	L 82-89	12-7	Garnett - 22	Smith - 15	11,150	44	4/23	@ Sacramento	L 97-105	22-22	Garnett - 29	Garnett - 9	17,317
20	3/12	@ Sacramento	W 101-95	13-7	Garnett - 26	Garnett - 17	17,317	45	4/25	@ Portland	L 84-100	22-23	Garnett - 30	Garnett, Smith - 4	20,437
21	3/13	@ Utah	L 72-99	13-8	Garnett - 22	Garnett - 14	19,911	46	4/28	PHOENIX	W 97-92	23-23	Mitchell - 25	Smith - 13	16,771
22	3/15	UTAH	L 83-90	13-9	Smith - 26	Smith - 17	18,447	47	4/30	GOLDEN STATE	W 90-85	24-23	Garnett - 28	Garnett - 15	18,157
23	3/16	L.A. LAKERS	L 101-107	13-10	Smith - 22	Smith - 13	19,006	48	5/1	L.A. CLIPPERS	W 103-93	25-23	Garnett - 19	Garnett - 14	17,203
24	3/18	@ Vancouver	L 81-86	13-11	Garnett - 20	Smith - 12	17,466	49	5/4	@ Houston	L 83-100	25-24	Garnett - 18	Brandon - 9	16,285
25	3/19	@ Denver	W 105-101	14-11	Garnett - 28	Garrett, Smith - 8	14,219	50	5/5	@ Phoenix	L 96-100	25-25	Garnett - 20	Garnett - 11	18,773

1997-98: 45-37



BACK ROW (L-R): Bill Curley, Matt Fish, Clifford Rozier, Paul Grant, Stanley Roberts, Kevin Garnett, Tom Gugliotta, Cherokee Parks
MIDDLE ROW (L-R): Trainer Chris Palmer, Assistant Trainer Gregg Farnam, Strength and Conditioning Coach Sol Brandys, Shane Heal, Stephon Marbury, Reggie Jordan, Doug West, Sam Mitchell, Chris Carr, Terry Porter, Micheal Williams, DeJuan Wheat, Orthopaedic Surgeon Dr. David Fischer, Medical Director Dr. Sheldon Burns
FRONT ROW (L-R): Video Coordinator Trey Schwab, Director of Player Personnel Rob Babcock, Assistant Coach Greg Ballard, Assistant Coach Randy Wittman, Vice President of Basketball Operations Kevin McHale, Owner Glen Taylor, General Manager/Head Coach Flip Saunders, President Rob Moor, Director of Scouting and Player Development/Assistant Coach Jerry Sichting, Special Assistant to the VP of Basketball Operations Ed Prohofsky.

PLAYER	G/GS	MIN	FIELD GOALS			3-POINT FG			FREE THROWS			REBOUNDS			AST	PF	STL	BLK	PTS	AVG
			FG	FGA	PCT	FG	FGA	PCT	FT	FTA	PCT	OFF	DEF	TOT						
Gugliotta	41/41	1582	319	635	.502	2	17	.118	183	223	.821	106	250	356	167	102	61	22	823	20.1
Garnett	82/82	3222	635	1293	.491	3	16	.188	245	332	.738	222	564	786	348	224	139	150	1518	18.5
Marbury	82/81	3112	513	1237	.415	95	304	.313	329	450	.731	58	172	230	704	222	104	7	1450	17.7
Mitchell	81/33	2239	371	800	.464	15	43	.349	243	292	.832	118	267	385	107	200	64	22	1000	12.3
Peeler (TOT)	38/32	1193	190	420	.452	53	125	.424	36	47	.766	37	86	123	137	97	61	6	469	12.3
Peeler (MIN)	30/24	991	155	348	.445	48	106	.453	32	41	.780	31	72	103	114	81	52	6	390	13.0
Carr	51/40	1165	190	452	.420	40	127	.315	84	99	.848	43	112	155	85	129	17	11	504	9.9
Porter	82/8	1786	259	577	.449	92	233	.395	167	195	.856	37	131	168	271	103	63	16	777	9.5
Parks	79/43	1703	224	449	.499	0	1	.000	110	169	.651	140	297	437	53	237	36	86	558	7.1
Roberts	74/44	1328	191	386	.495	0	0	----	75	156	.481	109	254	363	27	237	36	86	558	7.1
Hammonds	57/2	1140	127	246	.516	0	1	.000	92	132	.697	100	171	271	36	127	15	17	346	6.1
West	38/10	688	64	171	.374	0	2	.000	29	40	.725	23	59	82	45	97	11	5	157	4.1
Curley	11/1	146	16	33	.485	0	1	.000	2	3	.667	11	17	28	4	28	3	1	34	3.1
Jordan	57/1	487	54	113	.478	0	1	.000	41	72	.569	57	40	97	50	63	35	9	149	2.6
Williams	25/0	161	16	48	.333	0	4	.000	32	33	.970	2	12	14	32	24	9	2	64	2.6
Wheat	34/0	150	20	50	.400	8	17	.471	9	15	.600	3	8	11	25	12	6	1	57	1.7
Rozier	6/0	30	3	6	.500	0	0	----	0	1	.000	3	3	6	0	7	0	0	6	1.0
TIMBERWOLVES	82	19930	3157	6844	.461	303	873	.347	1673	2253	.743	1063	2429	3492	2068	1882	639	427	8290	101.1
OPPONENTS	82	19930	3076	6860	.448	432	1206	.358	1648	2220	.742	1116	2411	3527	1909	1863	609	412	8232	100.4



1997-98 DAY-BY-DAY

G#	DATE	OPPONENT	WOLVES/OPP	RECORD	HIGH POINTS	HIGH REBOUNDS	ATTENDANCE	G#	DATE	OPPONENT	WOLVES/OPP	RECORD	HIGH POINTS	HIGH REBOUNDS	ATTENDANCE
1	10/31	GOLDEN STATE	W 129-113	1-0	Gugliotta - 28	Garnett, Gugliotta - 11	16,784	41	1/27	ATLANTA	W 113-96	24-17	Gugliotta - 26	Parks - 9	16,842
2	11/1	CHARLOTTE	W 106-90	2-0	Marbury - 23	Parks - 13	19,006	42	1/29	@ Vancouver	W 112-106	25-17	Marbury - 31	Garnett - 15	15,111
3	11/4	@ Portland	L 105-122	2-1	Gugliotta/ Marbury - 27	Gugliotta - 8	20,158	43	1/30	@ L.A. Lakers	L 114-121	25-18	Marbury - 35	Garnett, Mitchell - 7	17,505
4	11/7	@ Vancouver	W 108-97	3-1	Marbury - 26	Garnett - 11	15,302	44	2/1	MILWAUKEE	L 110-118	25-19	Garnett - 26	Garnett - 12	20,188
5	11/8	@ Golden State	W 97-90	4-1	Gugliotta - 29	Gugliotta - 12	19,283	45	2/2	@ Cleveland	L 99-109	25-20	Marbury - 27	Mitchell - 7	13,841
6	11/11	SAN ANTONIO	L 92-93	4-2	Gugliotta - 22	Gugliotta - 9	14,593	46	2/4	NEW YORK	W 95-88	26-20	Marbury - 29	Garnett, Mitchell - 8	17,228
7	11/13	WASHINGTON	L 88-91 (OT)	4-3	Marbury - 26	Garnett - 20	16,491	47	2/11	ORLANDO	L 89-96	26-21	Garnett - 29	Garnett - 12	17,093
8	11/15	@ San Antonio	W 105-94	5-3	Garnett - 26	Gugliotta - 12	17,410	48	2/13	@ Denver	W 107-80	27-21	Marbury - 22	Garnett - 11	12,013
9	11/18	@ Phoenix	W 108-90	6-3	Garnett - 26	Gugliotta - 10	19,023	49	2/15	DALLAS	W 105-99 (OT)	28-21	Mitchell - 25	Garnett - 13	19,949
10	11/19	@ L.A. Lakers	L 93-118	6-4	Gugliotta - 22	Garnett - 11	17,505	50	2/17	@ Miami	L 84-110	28-22	Garnett - 14	Roberts - 8	15,200
11	11/21	CLEVELAND	L 80-103	6-5	Carr - 19	Gugliotta - 8	17,002	51	2/18	@ Orlando	L 102-115	28-23	Garnett, Mitchell - 19	Garnett, Hammonds - 8	17,077
12	11/24	@ Utah	L 124-133 (OT)	6-6	Marbury - 38	Parks - 9	19,911	52	2/20	HOUSTON	W 100-95 (OT)	29-23	Marbury - 27	Garnett - 17	19,083
13	11/26	PORTLAND	L 90-96	6-7	Gugliotta - 18	Roberts - 7	17,882	53	2/22	SACRAMENTO	W 113-95	30-23	Mitchell - 17	Garnett - 11	17,977
14	11/28	@ Denver	L 84-95	6-8	Gugliotta - 18	Gugliotta - 12	13,628	54	2/24	@ San Antonio	L 99-105	30-24	Garnett - 25	Garnett - 11	14,422
15	11/29	VANCOUVER	W 106-87	7-8	Gugliotta - 23	Garnett, Gugliotta - 10	17,494	55	2/26	@ Houston	L 98-118	30-25	Roberts, Marbury - 16	Roberts - 10	16,285
16	12/3	INDIANA	L 90-94	7-9	Garnett - 25	Gugliotta - 12	16,559	56	2/27	L.A. LAKERS	L 91-104	30-26	Garnett - 17	Garnett - 11	20,197
17	12/5	SACRAMENTO	W 101-90	8-9	Marbury - 22	Garnett - 12	16,151	57	3/1	DETROIT	W 115-113 (2OT)	31-26	Garnett, Marbury - 26	Garnett - 12	18,651
18	12/6	@ Washington	L 103-114	8-10	Marbury - 27	Gugliotta - 11	20,674	58	3/3	DALLAS	L 99-110	31-27	Garnett - 22	Garnett - 11	18,493
19	12/9	SEATTLE	L 99-108	8-11	Carr - 18	Garnett - 15	15,073	59	3/4	@ Charlotte	L 102-112	31-28	Peeler, Marbury - 20	Garnett - 9	22,493
20	12/11	@ New York	L 103-107	8-12	Marbury - 22	Gugliotta - 11	19,763	60	3/6	TORONTO	W 113-91	32-28	Garnett - 26	Garnett - 10	18,156
21	12/13	PHOENIX	W 112-101	9-12	Mitchell - 24	Garnett - 8	18,899	61	3/8	SEATTLE	L 98-99 (OT)	32-29	Mitchell - 21	Garnett, Parks - 10	19,006
22	12/16	L.A. LAKERS	L 96-109	9-13	Garnett - 21	Garnett - 18	16,874	62	3/11	@ Golden State	W 113-84	33-29	Garnett - 22	Roberts - 10	10,390
23	12/17	@ Philadelphia	W 94-90	10-13	Gugliotta - 30	Roberts - 10	11,945	63	3/12	@ Portland	L 92-95	33-30	Mitchell - 21	Parks - 10	20,553
24	12/20	L.A. CLIPPERS	W 92-91	11-13	Gugliotta - 2	Garnett - 14	18,135	64	3/14	@ Seattle	L 80-114	33-31	Porter - 16	Garnett, Roberts - 10	17,072
25	12/22	@ Sacramento	L 79-89	11-14	Gugliotta - 19	Gugliotta - 17	14,612	65	3/16	UTAH	L 96-102	33-32	Marbury - 26	Garnett - 16	17,333
26	12/23	@ Seattle	W 112-103	12-14	Marbury - 35	Garnett - 10	17,072	66	3/18	SAN ANTONIO	L 76-92	33-33	Garnett - 16	Garnett - 10	19,297
27	12/26	NEW JERSEY	W 116-96	13-14	Gugliotta/ Marbury - 22	Parks - 13	17,947	67	3/20	DENVER	W 104-88	34-33	Porter, Garnett/ Hammonds - 16	Garnett - 11	18,007
28	12/28	@ Detroit	W 93-89	14-14	Marbury - 19	Gugliotta - 13	19,450	68	3/21	VANCOUVER	W 102-88	35-33	Garnett - 22	Garnett - 9	18,336
29	12/30	CHICAGO	W 99-95	15-14	Gugliotta/ Marbury - 23	Garnett - 11	20,097	69	3/23	@ Dallas	L 87-91	35-34	Peeler - 23	Mitchell - 10	11,274
30	1/2	@ Boston	L 89-93	15-15	Mitchell - 21	Carr - 11	18,624	70	3/25	@ Phoenix	W 99-97	36-34	Peeler - 20	Peeler - 8	19,023
31	1/3	DENVER	W 109-87	16-15	Garnett, Mitchell - 18	Garnett - 13	19,006	71	3/27	@ L.A. Clippers	W 100-98	37-34	Mitchell - 22	Mitchell - 8	11,758
32	1/7	PHOENIX	L 77-92	16-16	Gugliotta - 21	Garnett - 13	16,771	72	3/29	@ Sacramento	W 104-96	38-34	Garnett - 32	Garnett - 14	16,465
33	1/9	PORTLAND	W 96-91	17-16	Marbury - 27	Garnett - 10	17,998	73	4/2	@ Indiana	L 108-11	38-35	Garnett - 24	Garnett - 12	14,869
34	1/10	@ New Jersey	W 108-101	18-16	Gugliotta - 24	Garnett - 10	20,049	74	4/3	@ Chicago	L 93-107	38-36	Mitchell - 24	Garnett - 8	23,985
35	1/12	GOLDEN STATE	W 103-87	19-16	Garnett - 21	Garnett - 9	15,898	75	4/5	@ Atlanta	W 97-96	39-36	Mitchell - 22	Garnett - 13	15,165
36	1/16	@ Houston	W 116-115 (OT)	20-16	Gugliotta - 33	Gugliotta - 13	16,285	76	4/7	MIAMI	W 92-89	40-36	Garnett - 27	Garnett - 14	17,978
37	1/17	@ Dallas	W 113-110 (OT)	21-16	Garnett/ Gugliotta - 22	Gugliotta - 13	15,327	77	4/10	PHILADELPHIA	W 107-102	41-36	Mitchell - 29	Garnett - 16	18,448
38	1/19	L.A. CLIPPERS	W 117-109	22-16	Garnett, Marbury - 20	Gugliotta, Parks - 8	18,712	78	4/11	UTAH	W 110-103	42-36	Marbury - 30	Garnett, Parks - 9	20,051
39	1/21	BOSTON	W 104-95	23-16	Garnett - 20	Gugliotta - 10	19,006	79	4/13	@ L.A. Clippers	W 107-88	43-36	Garnett - 23	Garnett - 10	9,158
40	1/24	@ Toronto	L 107-113 (OT)	23-17	Gugliotta - 25	Gugliotta - 13	15,778	80	4/14	@ Utah	L 109-126	43-37	Marbury - 25	Garnett - 10	19,911
								81	4/17	HOUSTON	W 102-95	44-37	Garnett - 20	Garnett, Hammonds - 10	19,881
								82	4/18	@ Milwaukee	W 111-109	45-37	Wheat - 19	Garnett - 8	16,886

FRONT ROW (L-R): President Rob Moor, Assistant Coach Greg Ballard, Director of Scouting and Player Development/Assistant Coach Jerry Sichting, Vice President of Basketball Operations Kevin McHale, General Manager/Head Coach Flip Saunders, Owner Glen Taylor, Assistant Coach Mike Schuler, Assistant Coach Randy Wittman, Director of Player Personnel Rob Babcock

118

G#	DATE	OPPONENT	WOLVES/OPP	RECORD	HIGH POINTS	HIGH REBOUNDS	ATTENDANCE																																																																																																																																																																																																																																																																																																																																																																																																																																																																																																																																																																																																																																																																																																																																																																																																																																																																																																																																																																																																																																																																																																																																																																																																																																																																																																																																																																																																							</
----	------	----------	------------	--------	-------------	---------------	------------	--	--	--	--	--	--	--	--	--	--	--	--	--	--	--	--	--	--	--	--	--	--	--	--	--	--	--	--	--	--	--	--	--	--	--	--	--	--	--	--	--	--	--	--	--	--	--	--	--	--	--	--	--	--	--	--	--	--	--	--	--	--	--	--	--	--	--	--	--	--	--	--	--	--	--	--	--	--	--	--	--	--	--	--	--	--	--	--	--	--	--	--	--	--	--	--	--	--	--	--	--	--	--	--	--	--	--	--	--	--	--	--	--	--	--	--	--	--	--	--	--	--	--	--	--	--	--	--	--	--	--	--	--	--	--	--	--	--	--	--	--	--	--	--	--	--	--	--	--	--	--	--	--	--	--	--	--	--	--	--	--	--	--	--	--	--	--	--	--	--	--	--	--	--	--	--	--	--	--	--	--	--	--	--	--	--	--	--	--	--	--	--	--	--	--	--	--	--	--	--	--	--	--	--	--	--	--	--	--	--	--	--	--	--	--	--	--	--	--	--	--	--	--	--	--	--	--	--	--	--	--	--	--	--	--	--	--	--	--	--	--	--	--	--	--	--	--	--	--	--	--	--	--	--	--	--	--	--	--	--	--	--	--	--	--	--	--	--	--	--	--	--	--	--	--	--	--	--	--	--	--	--	--	--	--	--	--	--	--	--	--	--	--	--	--	--	--	--	--	--	--	--	--	--	--	--	--	--	--	--	--	--	--	--	--	--	--	--	--	--	--	--	--	--	--	--	--	--	--	--	--	--	--	--	--	--	--	--	--	--	--	--	--	--	--	--	--	--	--	--	--	--	--	--	--	--	--	--	--	--	--	--	--	--	--	--	--	--	--	--	--	--	--	--	--	--	--	--	--	--	--	--	--	--	--	--	--	--	--	--	--	--	--	--	--	--	--	--	--	--	--	--	--	--	--	--	--	--	--	--	--	--	--	--	--	--	--	--	--	--	--	--	--	--	--	--	--	--	--	--	--	--	--	--	--	--	--	--	--	--	--	--	--	--	--	--	--	--	--	--	--	--	--	--	--	--	--	--	--	--	--	--	--	--	--	--	--	--	--	--	--	--	--	--	--	--	--	--	--	--	--	--	--	--	--	--	--	--	--	--	--	--	--	--	--	--	--	--	--	--	--	--	--	--	--	--	--	--	--	--	--	--	--	--	--	--	--	--	--	--	--	--	--	--	--	--	--	--	--	--	--	--	--	--	--	--	--	--	--	--	--	--	--	--	--	--	--	--	--	--	--	--	--	--	--	--	--	--	--	--	--	--	--	--	--	--	--	--	--	--	--	--	--	--	--	--	--	--	--	--	--	--	--	--	--	--	--	--	--	--	--	--	--	--	--	--	--	--	--	--	--	--	--	--	--	--	--	--	--	--	--	--	--	--	--	--	--	--	--	--	--	--	--	--	--	--	--	--	--	--	--	--	--	--	--	--	--	--	--	--	--	--	--	--	--	--	--	--	--	--	--	--	--	--	--	--	--	--	--	--	--	--	--	--	--	--	--	--	--	--	--	--	--	--	--	--	--	--	--	--	--	--	--	--	--	--	--	--	--	--	--	--	--	--	--	--	--	--	--	--	--	--	--	--	--	--	--	--	--	--	--	--	--	--	--	--	--	--	--	--	--	--	--	--	--	--	--	--	--	--	--	--	--	--	--	--	--	--	--	--	--	--	--	--	--	--	--	--	--	--	--	--	--	--	--	--	--	--	--	--	--	--	--	--	--	--	--	--	--	--	--	--	--	--	--	--	--	--	--	--	--	--	--	--	--	--	--	--	--	--	--	--	--	--	--	--	--	--	--	--	--	--	--	--	--	--	--	--	--	--	--	--	--	--	--	--	--	--	--	--	--	--	--	--	--	--	--	--	--	--	--	--	--	--	--	--	--	--	--	--	--	--	--	--	--	--	--	--	--	--	--	--	--	--	--	--	--	--	--	--	--	--	--	--	--	--	--	--	--	--	--	--	--	--	--	--	--	--	--	--	--	--	--	--	--	--	--	--	--	--	--	--	--	--	--	--	--	--	--	--	--	--	--	--	--	--	--	--	--	--	--	--	--	--	--	--	--	--	--	--	--	--	--	--	--	--	--	--	--	--	--	--	--	--	--	--	--	--	--	--	--	--	--	--	--	--	--	--	--	--	--	--	--	--	--	--	--	--	--	--	--	--	--	--	--	--	--	--	--	--	--	--	--	--	--	--	--	--	--	--	--	--	--	--	--	--	--	--	--	--	--	--	--	--	--	--	--	--	--	--	--	--	--	--	--	--	--	--	--	--	--	--	--	--	--	--	--	--	--	--	--	--	--	--	--	--	--	--	--	--	--	--	--	--	--	--	--	--	--	--	--	--	--	--	--	--	--	--	--	--	--	--	--	--	--	--	--	--	--	--	--	--	--	--	--	--	--	--	--	--	--	--	--	--	--	--	--	--	--	--	--	--	--	--	--	--	--	--	--	--	--	--	--	--	--	--	--	--	--	--	--	--	--	--	--	--	--	--	--	--	--	--	--	--	--	--	--	--	--	--	--	--	--	--	--	--	--	--	--	--	--	--	--	--	--	--	--	--	--	--	--	--	--	--	--	--	--	--	--	--	--	--	--	--	--	--	--	--	--	--	--	--	--	--	--	--	--	--	--	--	--	--	--	--	--	--	--	--	--	--	--	--	--	--	--	--	--	--	--	--	--	--	--	--	--	--	--	--	--	--	--	--	--	--	--	--	--	--	--	--	--	--	--	--	--	--	--	--	--	--	--	--	--	--	--	--	--	--	--	--	--	--	--	--	--	--	--	--	--	--	--	--	--	--	--	--	--	--	--	--	--	--	--	--	--	--	--	--	--	--	--	--	--	--	--	--	--	--	--	--	--	--	--	--	--	--	--	--	--	--	--	--	--	--	--	--	--	--	--	--	--	--	--	--	--	--	--	--	--	--	--	--	--	--	--	--	--	--	--	--	--	--	--	--	--	--	--	--	--	--	--	--	--	--	--	--	--	--	--	--	--	--	--	--	--	--	--	--	--	--	--	--	--	--	--	--	--	--	--	--	----



1995-96: 26-56



BACK ROW (L-R): Eric Riley, Andrew Lang, Tom Gugliotta, Marques Bragg, Isaiah Rider, Mark Davis, Sam Mitchell, Kevin Garnett
MIDDLE ROW (L-R): Video Coordinator Trey Schwab, Assistant Coach Randy Wittman, Doug West, Terry Porter, Anthony “Spud” Webb, Darrick Martin, Jerome Allen, Assistant Coach Greg Ballard, Trainer Assistant Eric Elfrink
FRONT ROW (L-R): Trainer Chris Palmer, President Rob Moor, Director of Player Personnel Rob Babcock, Vice President of Basketball Operations Kevin McHale, Owner Glen Taylor, General Manager/Head Coach Flip Saunders, Assistant Coach Mike Schuler, Director of Scouting and Player Development/Assistant Coach Jerry Sichting, Strength and Conditioning Coach Sol Brandys

PLAYER	G/GS	MIN	FIELD GOALS			3-POINT FG			FREE THROWS			REBOUNDS			AST	PF	STL	BLK	PTS	AVG
			FG	FGA	PCT	FG	FGA	PCT	FT	FTA	PCT	OFF	DEF	TOT						
Rider	75/68	2594	560	1206	.464	102	275	.371	248	296	.838	99	210	309	213	204	48	23	1470	19.6
Laettner	44/44	1518	283	582	.486	9	31	.290	217	266	.816	98	204	302	129	157	40	43	792	18.0
Gugliotta	78/78	2835	473	1004	.471	26	86	.302	289	374	.773	176	514	690	238	265	139	96	1261	16.2
Lang (TOT)	71/69	2365	353	790	.447	1	5	.200	125	156	.801	153	302	455	65	241	42	126	832	11.7
Lang (MIN)	20/18	550	72	171	.421	1	2	.500	30	38	.789	42	79	121	3	63	7	41	175	8.8
Mitchell	78/42	2145	303	618	.490	1	18	.056	237	291	.814	107	232	339	74	220	49	26	844	10.8
Garnett	80/43	2293	361	735	.491	8	28	.286	105	149	.705	175	326	501	145	189	86	131	835	10.4
Porter	82/40	2072	269	608	.442	71	226	.314	164	209	.785	36	176	212	452	154	89	15	773	9.4
Webb (TOT)	77/21	1462	186	430	.433	47	129	.364	125	145	.862	26	74	100	294	109	52	7	544	7.1
Webb (MIN)	26/21	645	82	208	.394	29	72	.403	51	58	.879	7	33	40	154	41	25	5	244	9.4
Martin (TOT)	59/16	1149	147	362	.406	20	69	.290	101	120	.842	16	66	82	217	123	53	3	415	7.0
Martin (MIN)	35/16	747	88	231	.381	15	47	.319	63	74	.851	3	41	44	156	76	26	2	254	7.3
Rooks	49/7	902	112	227	.493	1	6	.167	106	159	.667	60	144	204	38	106	19	28	331	6.8
West	73/16	1639	175	393	.445	1	13	.077	114	144	.792	48	113	161	119	228	30	17	465	6.4
Williams	9/7	189	13	40	.325	1	3	.333	28	33	.848	3	20	23	31	37	5	3	55	6.1
Riley	25/10	310	35	74	.473	0	1	.000	22	28	.786	32	44	76	5	42	8	16	92	3.7
Davis	57/0	571	55	149	.369	4	13	.308	74	116	.638	56	69	125	47	92	40	22	188	3.3
Allen	41/0	362	36	105	.343	10	33	.303	26	36	.722	5	20	25	49	42	21	5	108	2.6
Bragg	53/0	369	54	120	.450	0	0	----	23	41	.561	38	41	79	8	71	17	8	131	2.5
Smith	8/0	39	3	10	.300	0	3	.000	0	2	.000	0	5	5	6	7	1	0	6	0.8
TIMBERWOLVES	82	19780	2974	6481	.459	279	857	.326	1797	2314	.777	985	2271	3256	1867	1994	650	481	8024	97.9
OPPONENTS	82	19780	3086	6586	.469	530	1393	.380	1761	2368	.744	1036	2317	3353	1966	1940	725	498	8463	103.2



1995-96 DAY-BY-DAY

G#	DATE	OPPONENT	WOLVES/OPP	RECORD	HIGH POINTS	HIGH REBOUNDS	ATTENDANCE	G#	DATE	OPPONENT	WOLVES/OPP	RECORD	HIGH POINTS	HIGH REBOUNDS	ATTENDANCE
1	11/3	@ Sacramento	L 86-95	0-1	Porter - 19	Gugliotta - 12	17,319	41	1/30	DENVER	L 86-88	11-30	Rider - 25	Garnett - 11	10,477
2	11/5	@ Vancouver	L 98-100 (OT)	0-2	Laettner - 26	Laettner - 11	19,193	42	2/2	@ San Antonio	L 90-101	11-31	Rider - 20	Four players - 6	14,236
3	11/7	L.A. LAKERS	W 93-92	1-2	Laettner, Rider - 16	Gugliotta - 9	14,756	43	2/3	@ Dallas	W 105-96	12-31	Rider - 26	Gugliotta - 20	16,415
4	11/10	PORTLAND	L 102-108	1-3	Gugliotta - 33	Gugliotta - 17	11,972	44	2/5	DALLAS	W 104-92	13-31	Laettner - 23	Gugliotta - 11	13,244
5	11/11	@ Houston	L 97-119	1-4	Mitchell - 13	Rooks - 14	16,285	45	2/7	PORTLAND	L 93-103	13-32	Rider - 26	Garnett - 10	11,690
6	11/15	SAN ANTONIO	L 96- 105	1-5	Gugliotta - 20	Gugliotta - 13	9,954	46	2/13	@ Sacramento	W94-90	14-32	Rider - 18	Gugliotta - 11	17,317
7	11/17	@ Toronto	L 96-114	1-6	Rider - 30	West - 7	18,401	47	2/14	@ Seattle	L 93-130	14-33	Laettner - 19	Garnett - 6	16,260
8	11/18	UTAH	L 102-126	1-7	Rider - 24	Gugliotta - 8	17,376	48	2/16	CHICAGO	L 100-103	14-34	Rider - 29	Garnett - 15	20,214
9	11/22	SEATTLE	L 97-106	1-8	Rider - 25	Gugliotta - 8	12,504	49	2/18	WASHINGTON	L 96-108	14-35	Martin - 24	Garnett - 9	15,394
10	11/24	ORLANDO	L 98-109	1-9	Gugliotta, Rider - 29	Gugliotta - 14	17,377	50	2/19	@ Detroit	L 83-113	14-36	Gugliotta - 19	Garnett - 12	15,970
11	11/26	@ Milwaukee	W 105-102	2-9	Laettner - 25	Gugliotta - 8	13,896	51	2/21	HOUSTON	W 120-101	15-36	Rider - 22	Garnett - 12	14,224
12	11/28	VANCOUVER	W 121-98	3-9	Mitchell, Laettner/ Williams - 18	Gugliotta, Laettner - 9	10,251	52	2/23	DETROIT	W 94-93	16-36	Rider - 26	Garnett - 12	14,154
13	12/1	@ Phoenix	L 105-111	3-10	Rooks - 19	Gugliotta - 12	19,023	53	2/25	ATLANTA	L 76-92	16-37	Rider - 16	Garnett - 7	14,673
14	12/2	@ Denver	L 105-109	3-11	Gugliotta - 25	Gugliotta - 11	16,789	54	2/27	@ Chicago	L 99-120	16-38	Garnett, Rider - 20	Gugliotta - 10	23,716
15	12/6	NEW JERSEY	W 108-97	4-11	Rider - 20	Gugliotta, Garnett - 7	10,471	55	2/28	PHOENIX	L 93-117	16-39	Rider - 21	Lang - 9	13,108
16	12/8	L.A. CLIPPERS	W 112-94	5-11	Rider - 27	Gugliotta, Laettner - 8	10,948	56	3/1	CHARLOTTE	W 105-101	17-39	Gugliotta - 18	Gugliotta - 10	18,522
17	12/9	@ Charlotte	L 108-114	5-12	Laettner - 20	Laettner - 8	24,042	57	3/3	MIAMI	W 89-87	18-39	Rider - 30	Rider - 15	14,519
18	12/12	@ Atlanta	W 85-78	6-12	Rider - 20	Gugliotta - 15	7,613	58	3/5	@ Miami	L 72-113	18-40	Webb - 16	Garnett - 5	14,328
19	12/15	CLEVELAND	L 88-100	6-13	Laettner - 22	Laettner - 9	10,722	59	3/6	@ Philadelphia	W 103-90	19-40	Rider - 29	Garnett - 19	8,031
20	12/17	PHILADELPHIA	L 99-101	6-14	Laettner - 23	Laettner - 11	12,315	60	3/8	SEATTLE	L 112-132	19-41	Rider - 24	Garnett - 13	13,930
21	12/19	@ Cleveland	L 95-100	6-15	Laettner - 19	Gugliotta, Laettner - 9	14,304	61	3/10	UTAH	L 96-104	19-42	Webb - 21	Garnett - 8	17,198
22	12/20	@ Orlando	L 100-107	6-16	Laettner - 29	Laettner - 10	17,248	62	3/13	NEW YORK	L 82-106	19-43	Garnett - 23	Garnett - 9	13,483
23	12/22	@ Boston	L 113-114	6-17	Laettner - 23	Gugliotta - 11	18,400	63	3/15	SACRAMENTO	W 113-87	20-43	Mitchell - 23	Garnett - 9	13,277
24	12/23	DALLAS	W 111-98	7-17	Rider - 26	Gugliotta - 12	16,942	64	3/17	VANCOUVER	W 90-85	21-43	Gugliotta - 26	Gugliotta, Mitchell - 10	12,228
25	12/27	MILWAUKEE	L 93-99 (OT)	7-18	Mitchell, Rider - 18	Rooks - 9	17,101	65	3/19	@ Portland	L 78-106	21-44	Rider - 14	Garnett - 7	19,977
26	12/28	@ Utah	L 83-99	7-19	Gugliotta - 13	Rooks - 8	19,911	66	3/20	@ L.A. Clippers	L 96-110	21-45	Rider - 33	Garnett - 11	6,457
27	12/30	@ San Antonio	L 84-122	7-20	Rider - 23	Gugliotta - 9	17,047	67	3/22	@ Dallas	W 110-84	22-45	Rider - 31	Gugliotta - 17	17,008
28	1/2	HOUSTON	L 100-105	7-21	Gugliotta - 25	Gugliotta - 17	11,568	68	3/23	@ Houston	W 108-103	23-45	Rider - 19	Gugliotta - 12	16,285
29	1/4	@ Phoenix	W 98-93	8-21	Laettner - 21	Laettner - 8	19,023	69	3/27	BOSTON	L 116-121	23-46	Garnett - 33	Gugliotta - 13	12,693
30	1/5	@ Golden State	L 119-122 (OT)	8-22	Gugliotta - 36	Gugliotta - 10	15,025	70	3/29	INDIANA	W 93-91	24-46	Gugliotta - 23	Gugliotta - 8	19,006
31	1/7	@ Portland	L 97-113	8-23	Laettner - 19	Gugliotta - 6	20,268	71	3/31	L.A. CLIPPERS	L 107-110	24-47	Rider - 25	Gugliotta - 12	16,228
32	1/9	@ L.A. Lakers	L 104-106	8-24	Laettner - 29	Gugliotta, Laettner - 9	10,755	72	4/2	@ Denver	L 78-86	24-48	Rider - 17	Garnett - 11	15,042
33	1/11	@ L.A. Clippers	L 89-109	8-25	Laettner - 24	Laettner - 9	5,744	73	4/3	@ Vancouver	L 103-105	24-49	Rider - 28	Rider - 11	16,216
34	1/13	@ Indiana	L 94-103	8-26	Gugliotta/ Laettner - 20	Gugliotta - 17	16,639	74	4/5	@ Utah	W 103-99	25-49	Rider, Garnett - 20	Gugliotta - 15	19,911
35	1/15	SACRAMENTO	W 103-94	9-26	Rider - 29	Gugliotta - 8	14,102	75	4/6	@ Golden State	L 106-111	25-50	Rider - 30	Garnett - 8	15,025
36	1/17	GOLDEN STATE	W 98-88	10-26	Rider - 31	Gugliotta - 14	11,651	76	4/8	TORONTO	W 115-101	26-50	Rider - 28	Rider - 10	13,011
37	1/19	SAN ANTONIO	W 100-92	11-26	Rider - 27	Gugliotta - 14	18,827	77	4/10	L.A. LAKERS	L 90-111	26-51	Rider - 28	Garnett - 9	19,006
38	1/20	@ New Jersey	L 97-103 (OT)	11-27	Laettner - 25	Gugliotta, Laettner - 9	12,026	78	4/12	@ Washington	L 106-116	26-52	Lang - 21	Garnett - 14	18,756
39	1/24	PHOENIX	L 91-101	11-28	Gugliotta - 20	Gugliotta - 14	15,117	79	4/14	DENVER	L 91-98	26-53	Porter - 23	Lang - 8	18,717
40	1/27	@ New York	L 95-104	11-29	Mitchell - 20	Laettner - 8	19,763	80	4/17	GOLDEN STATE	L 103-109	26-54	Gugliotta - 23	Mitchell - 13	12,719
								81	4/19	@ Seattle	L 86-94	26-55	Mitchell - 21	Rider - 8	17,072
								82	4/20	@ L.A. Lakers	L 82-106	26-56	Gugliotta - 15	Gugliotta - 12	17,505



1994-95: 21-61



BACK ROW (L-R): Trainer Chris Palmer, Pat Durham, Christian Laettner, Greg Foster, Mike Brown, Stacey King, Sean Rooks, Tom Gugliotta, Andres Guibert, Strength and Conditioning Coach Sol Brandys
MIDDLE ROW (L-R): Assistant Coach Mike Schuler, Head Coach Bill Blair, Darrick Martin, Winston Garland, Isaiah Rider, Doug West, Chris Smith, Assistant Coach Randy Wittman, Assistant Coach Greg Ballard
FRONT ROW (L-R): Team Physician Dr. Sheldon Burns, Director of Player Personnel Rob Babcock, President Rob Moor, Owner Glen Taylor, General Manager Jack McCloskey, Assistant General Manager Kevin McHale, Team Orthopaedic Surgeon Dr. David Fischer

PLAYER	G/GS	MIN	FIELD GOALS			3-POINT FG			FREE THROWS			REBOUNDS			AST	PF	STL	BLK	PTS	AVG
			FG	FGA	PCT	FG	FGA	PCT	FT	FTA	PCT	OFF	DEF	TOT						
Rider	75/67	2645	558	1249	.447	139	396	.351	277	339	.817	90	159	249	245	194	69	23	1532	20.4
Laettner	81/80	2770	450	920	.489	13	40	.325	409	500	.818	164	449	613	234	302	101	87	1322	16.3
West	71/65	2328	351	762	.461	11	61	.180	206	246	.837	60	167	227	185	250	65	24	919	12.9
Gugliotta (TOT)	77/63	2568	371	837	.443	60	186	.323	174	252	.690	165	407	572	279	203	132	62	976	12.7
Gugliotta (MIN)	31/17	1018	162	357	.454	28	88	.318	93	122	.762	49	173	222	139	86	61	28	445	14.4
Rooks	80/70	2405	289	615	.470	0	5	.000	290	381	.761	165	321	486	97	208	29	71	868	10.9
Marshall	40/8	1036	158	423	.374	32	106	.302	83	122	.680	64	132	196	57	63	25	50	431	10.8
Martin	34/9	803	95	233	.408	7	38	.184	57	65	.877	14	50	64	133	88	34	0	254	7.5
Garland	73/58	1931	170	410	.415	19	75	.253	89	112	.795	48	120	168	318	184	71	13	448	6.1
Williams	1/1	28	1	4	.250	0	0	----	4	5	.800	0	1	3	3	3	2	0	6	6.0
King	50/10	792	99	212	.467	0	1	.000	68	102	.667	54	111	165	26	126	24	20	166	5.3
Durham	59/2	852	117	237	.494	5	26	.192	63	96	.656	37	57	94	53	114	36	32	302	5.1
Smith	64/17	1073	116	264	.439	47	108	.435	41	63	.651	14	59	73	146	119	32	22	320	5.0
Foster (TOT)	78/3	1144	150	318	.472	7	23	.304	78	111	.703	85	174	259	39	183	15	28	385	4.9
Foster (MIN)	61/0	845	109	232	.470	7	23	.304	56	80	.700	67	138	205	23	129	13	20	281	4.6
Shackelford	21/2	239	39	65	.600	0	0	----	16	20	.800	16	51	67	8	47	8	6	94	4.5
Jones	11/0	139	15	44	.341	2	12	.167	13	16	.813	6	5	11	16	19	6	0	45	4.1
Eisley	34/4	496	37	105	.352	8	32	.250	31	40	.775	10	32	42	77	78	18	5	113	3.3
Guibert	17/0	167	16	47	.340	0	4	.000	13	19	.684	16	29	45	10	29	8	1	45	2.6
Brown	27/0	213	10	40	.250	0	1	.000	15	27	.556	9	36	45	10	35	7	0	35	1.3
TIMBERWOLVES	82	19780	2729	6219	.449	318	1016	.313	1824	2355	.775	883	2090	2973	1780	2074	609	402	7726	94.2
OPPONENTS	82	19780	3088	6509	.474	468	1243	.377	1820	2491	.731	1169	2305	3474	2069	1982	703	512	8464	103.2



1994-95 DAY-BY-DAY

	G#	DATE	OPPONENT	WOLVES/OPP	RECORD	HIGH POINTS	HIGH REBOUNDS	ATTENDANCE								
	1	11/4	@ Denver	L 108-130	0-1	Marshall - 26	Laettner - 7	17,171	47	2/8	@ Milwaukee	L 93-100	11-36	Rooks - 23	Laettner - 10	14,568
	2	11/5	HOUSTON	L 85-115	0-2	Rider - 18	Marshall- 7	16,578	48	2/14	WASHINGTON	L 96-99	11-37	Rider - 34	Laettner - 12	13,296
	3	11/8	@ Detroit	L 112-126	0-3	Laettner - 24	Laettner, Rider - 10	13,424	49	2/15	@ Philadelphia	W 101-97	12-37	West - 33	Marshall - 11	8,306
	4	11/9	L.A. LAKERS	L 99-122	0-4	Rider - 27	King - 8	15,892	50	2/17	INDIANA	L 78-110	12-38	Rooks - 18	Laettner - 9	13,175
	5	11/11	CHICAGO	L 100-112	0-5	King - 17	Laettner - 9	15,109	51	2/19	ORLANDO	W 100-95	13-38	Rider - 33	Rider - 10	19,334
	6	11/12	BOSTON	L 101- 114	0-6	Rooks - 20	Laettner - 9	13,278	52	2/21	@ Portland	L 86-99	13-39	Rider - 21	Gugliotta - 11	12,888
	7	11/15	@ Golden State	W 114-112	1-6	Rider - 35	Rooks - 11	15,025	53	2/22	@ Seattle	L 104-120	13-40	Laettner - 18	Durham, Laettner - 7	13,012
	8	11/16	@ Phoenix	L 90-105	1-7	Marshall - 30	Marshall - 13	19,023	54	2/26	MIAMI	W 106-99	14-40	Rider - 38	Laettner - 11	15,789
	9	11/19	SAN ANTONIO	L 101-109	1-8	Laettner - 22	Marshall, Laettner - 8	14,109	55	2/28	@ Denver	L 101-114	14-41	Rider - 20	Gugliotta - 7	17,171
	10	11/22	@ Cleveland	L 79-112	1-9	Laettner - 14	Marshall - 8	19,125	56	3/1	@ Sacramento	W 98-87	15-41	Rooks - 28	Rooks - 13	17,317
	11	11/23	ATLANTA	L 77-89	1-10	Rider - 26	King - 14	13,662	57	3/3	HOUSTON	W 108-105	16-41	Gugliotta - 21	Laettner - 8	17,068
	12	11/25	PHILADELPHIA	L 71-109	1-11	Laettner - 22	Rooks - 11	13,919	58	3/5	@ L.A. Lakers	L 102-105	16-42	Smith - 24	Gugliotta - 8	11,943
	13	11/28	@ San Antonio	L 88- 92	1-12	Rider - 23	Laettner - 13	14,272	59	3/6	@ L.A. Clippers	L 88-101	16-43	West - 31	Rooks - 8	6,024
	14	11/29	@ Dallas	L 83-92	1-13	West - 23	Rooks - 12	12,810	60	3/8	SEATTLE	L 104-118	16-44	Laettner - 20	Gugliotta - 10	14,339
	15	12/1	@ Utah	W 96- 94	2-13	Rider - 19	Rooks- 7	19,323	61	3/10	L.A. LAKERS	W 109-103	17-44	Rider - 33	Laettner - 12	17,891
	16	12/3	@ L.A. Clippers	W 103-95	3-13	Laettner, Rider	Laettner - 10	6,196	62	3/12	PORTLAND	L 88-102	17-45	Laettner - 21		West - 6
						West - 19			13,337							
	17	12/6	DENVER	L 95-102	3-14	West - 25	Laettner - 13	13,669	63	3/14	@ San Antonio	L 100-115	17-47	Rooks - 21	Laettner - 8	16,661
	18	12/10	PHOENIX	L 89-103	3-15	Garland, West - 20	King - 10	18,161	64	3/16	@ Houston	L 97-104	17-46	King - 20	King - 16	10,711
	19	12/13	@ Atlanta	L 83-85 (OT)	3-16	Rider - 23	Laettner - 11	8,418	65	3/17	CLEVELAND	W 80-77	18-47	Laettner - 22		Laettner, Rooks-12
	20	12/14	UTAH	L 95-103	3-17	Rider - 24	Rooks - 7	13,118	14,222							
	21	12/16	NEW JERSEY	W 94-93	4-17	Rider - 27	Laettner - 10	11,101	66	3/19	L.A. CLIPPERS	W 96-93	19-47	Rider - 21	Laettner - 16	12,385
	22	12/17	@ Washington	W 96-87	5-17	West - 25	Rooks - 10	18,756	67	3/22	DALLAS	L 96-99	19-48	Laettner - 26		Laettner - 12
	23	12/20	@ L.A. Lakers	L 95-108	5-18	Rider - 35	Rooks - 6	11,101	14,496							
	24	12/22	@ Sacramento	L 89-109	5-19	Rider - 27	Foster - 8	17,317	68	3/24	SAN ANTONIO	L 97-111	19-49	Gugliotta - 22	Laettner - 5	15,112
	25	12/26	L.A. CLIPPERS	W 82-81	6-19	Laettner - 26	Rooks - 10	12,338	69	3/26	SACRAMENTO	L 98-104	19-50	Laettner - 23		Rooks - 10
	26	12/30	NEW YORK	L 81-90	6-20	Rider - 21	Rooks - 9	18,122	15,553							
	27	1/3	DENVER	L 99-108 (2OT)	6-21	Rider - 26	Laettner - 10	12,739	70	3/29	@ Seattle	L 92-109	19-51	Rider - 19	King, Gugliotta - 7	12,336
	28	1/5	@ Miami	L 91-114	6-22	Rider - 23	Foster- 7	14,305	71	3/31	@ Phoenix	L 96-106	19-52	Rider - 26	Laettner - 12	19,023
	29	1/6	@ Orlando	L 99-121	6-23	Rider - 32	Laettner - 8	16,010	72	4/1	@ Golden State	W 126-104	20-52	Rider - 42	Laettner - 13	15,025
	30	1/8	@ New York	L 87-102	6-24	Rider - 21	Rooks - 11	19,763	73	4/4	@ Portland	L 91-95	20-53	Rider - 20	King - 9	12,888
	31	1/10	SACRAMENTO	L 85-98	6-25	Laettner - 26	Laettner - 10	13,017	74	4/7	@ Dallas	L 94-111	20-54	Laettner - 22	Laettner - 9	17,502
	32	1/11	@ Charlotte	L 91-100	6-26	Laettner - 20	Laettner - 9	23,698	75	4/10	DENVER	L 107-114	20-55	Gugliotta - 30		Gugliotta - 11
	33	1/13	DETROIT	W 104-92	7-26	Laettner/	Rooks - 9	12,516	16,161							
						Marshall - 25			76	4/12	GOLDEN STATE	L 109-123	20-56	Gugliotta - 24		Gugliotta - 16
									13,850							
	34	1/14	@ New Jersey	L 84-93	7-27	Rider - 29	Laettner - 10	15,065	77	4/14	MILWAUKEE	W 104-100 (OT)	21-56	Laettner - 25		Laettner - 11
	35	1/16	HOUSTON	W 94-75	8-27	Rider - 24	West - 11	12,442	16,871							
	36	1/19	SEATTLE	L 87-102	8-28	Rider - 22	Marshall, Shackleford - 8	13,396	78	4/16	@ Indiana	L 75-114	21-57	Laettner - 20	Gugliotta - 7	14,633
	37	1/20	@ Chicago	L 86-93	8-29	Shackleford - 18	Shackleford - 7	22,283	79	4/18	UTAH	L 94-113	21-58	Rider - 18	Laettner - 9	14,442
	38	1/22	CHARLOTTE	W 100-83	9-29	Rider - 29	Laettner - 11	19,006	80	4/19	@ Denver	L 81-106	21-59	Laettner - 23		Gugliotta - 6
	39	1/24	PHOENIX	L 85-100	9-30	Laettner, Person - 2	Laettner - 10	17,242	17,171							
	40	1/27	@ Dallas	W 102-94	10-30	Laettner - 21	Laettner - 7	17,352	81	4/21	@ Utah	L 96-99	21-60	Rider - 25	Gugliotta - 11	19,911
	41	1/28	@ Houston	L 93-114	10-31	Eisley, Laettner - 14	Laettner - 8	16,611	82	4/23	SAN ANTONIO	L 91-97	21-61	Rider - 25	Laettner - 8	18,872
	42	1/30	@ Utah	L 80-115	10-32	Rider - 19	Shackleford - 6	19,911								
	43	2/1	DALLAS	L 83-104	10-33	Laettner - 26	Laettner - 11	14,202								
	44	2/3	PORTLAND	L 97-112	10-34	Rider - 30	Laettner - 8	11,572								
	45	2/5	@ Boston	L 82-115	10-35	Rider - 18	Foster - 9	14,890								
	46	2/7	GOLDEN STATE	W 109-100	11-35	Rider - 41	Rider - 8	14,396								



1993-94: 20-62



BACK ROW (L-R): Equipment Manager Clayton Wilson, Stanley Jackson, Micheal Williams, Doug West, Tellis Frank, Christian Laettner, Thurl Bailey, Stacey King, Mike Brown, Marlon Maxey, Chuck Person, Brian Davis, Isaiah Rider, Chris Smith, Video Coordinator Greg Bittner

FRONT ROW (L-R): Strength and Conditioning Coordinator Sol Brandys, Scout Stan Novak, Orthopaedic Surgeon Dr. David Fischer, Team Physician Dr. Sheldon Burns, Trainer Jay Jensen, President Bob Stein, Co-Owner Harvey Ratner, Co-Owner Marv Wolfenson, General Manager Jack McCloskey, Head Coach Sidney Lowe, Assistant Coach Bob Weinbauer, Assistant Coach Chuck Davisson, Assistant to the General Manager/Assistant Coach Jim Brewer, Scout Rob Babcock

PLAYER	G/GS	MIN	FIELD GOALS			3-POINT FG			FREE THROWS			REBOUNDS			AST	PF	STL	BLK	PTS	AVG
			FG	FGA	PCT	FG	FGA	PCT	FT	FTA	PCT	OFF	DEF	TOT						
Laettner	70/67	2428	396	883	.448	6	25	.240	375	479	.783	160	442	602	307	264	87	86	1173	16.8
Rider	79/60	2415	522	1115	.468	54	150	.360	215	265	.811	118	197	315	202	194	54	28	1313	16.6
West	72/61	2182	434	891	.487	1	8	.125	187	231	.810	61	170	231	172	236	65	24	1056	14.7
M. Williams	71/66	2206	314	687	.457	10	45	.222	333	397	.839	67	154	221	512	193	118	24	971	13.7
Person	77/37	2029	356	843	.422	100	272	.368	82	108	.759	55	198	253	185	164	45	12	894	11.6
King (TOT)	49/30	1053	146	341	.428	0	2	.000	93	136	.684	90	151	241	58	121	31	42	385	7.9
King (MIN)	18/15	516	78	170	.459	0	0	----	57	83	.687	40	69	109	19	57	13	30	213	11.8
Bailey	79/3	1297	232	455	.510	0	2	.000	119	149	.799	66	149	215	54	93	20	58	583	7.4
Longley	49/29	989	134	289	.464	0	1	.000	56	80	.700	87	208	295	46	131	35	58	324	6.6
Smith	80/16	1617	184	423	.435	10	39	.256	95	141	.674	15	107	122	285	131	38	18	473	5.9
Maxey	55/2	626	89	167	.533	0	2	.000	70	98	.714	75	124	199	10	113	16	33	48	4.5
Brown	82/40	1921	111	260	.427	0	2	.000	77	118	.653	119	328	447	72	218	51	29	299	3.6
Guibert	5/0	33	6	20	.300	0	0	----	3	6	.500	10	6	16	2	6	0	1	15	3.0
Frank	67/11	959	67	160	.419	0	2	.000	54	76	.711	83	137	220	57	163	35	35	188	2.8
C. Williams	4/0	46	5	13	.385	0	1	.000	1	1	1.000	1	5	6	6	6	2	0	11	2.8
Jackson	17/0	92	17	33	.515	1	5	.200	3	3	1.000	12	15	27	16	13	5	0	38	2.2
Davis	68/3	374	40	126	.317	1	3	.333	50	68	.735	21	34	55	22	34	16	4	131	1.9
TIMBERWOLVES	82	19730	2985	6535	.457	183	557	.329	1777	2303	.772	990	2343	3333	1967	2016	600	440	7930	96.7
OPPONENTS	82	19730	3244	6874	.472	227	738	.308	1783	2451	.727	1102	2296	3398	2108	1855	824	549	8498	103.6



1993-94 DAY-BY-DAY

G#	DATE	OPPONENT	WOLVES/OPP	RECORD	HIGH POINTS	HIGH REBOUNDS	ATTENDANCE	G#	DATE	OPPONENT	WOLVES/OPP	RECORD	HIGH POINTS	HIGH REBOUNDS	ATTENDANCE 41
1	11/5	@ Detroit	L 99-104	0-1	Williams - 20	Maxey - 10	21,454	1/29	@ L.A. Clippers	L 93-103	14-27	West - 30	Laettner - 14		10,634
2	11/6	UTAH	L 95-105	0-2	Laettner - 22	Laettner - 12	18,827	42	2/2	DALLAS	L 88-92	14-28	Rider - 22	Laettner - 9	17,665
3	11/9	@ San Antonio	L 95-110	0-3	Williams - 23	Maxey, Laettner - 9	16,087	43	2/4	@ Indiana	L 93-114	14-29	Rider - 27	Rider - 8	11,808
4	11/11	@ Houston	L 99-107	0-4	Laettner - 22	West - 7	10,238	44	2/6	@ Houston	L 90-101	14-30	West - 30	Laettner - 12	13,805
5	11/12	DALLAS	L 99-115	0-5	Laettner - 26	Laettner - 7	18,346	45	2/8	@ Dallas	L 105-108 (OT)	14-31	West - 24	Maxey - 14	10,705
6	11/16	@ Milwaukee	W 102-98	1-5	Laettner - 29	Longley, Laettner, Person - 9	13,871	46	2/9	@ Phoenix	L 106-111	14-32	Person - 25	Laettner - 12	19,023
7	11/19	SACRAMENTO	W 113-108	2-5	Laettner - 27	Laettner - 13	17,810	47	2/15	MILWAUKEE	W 97-90	15-32	Laettner - 23	Laettner - 13	17,454
8	11/20	DENVER	L 89-90	2-6	Rider - 20	Brown - 8	18,023	48	2/17	@ Washington	L 105-109	15-33	West - 26	Laettner - 8	8,206
9	11/24	NEW JERSEY	W 107-106	3-6	Williams - 28	Brown, Laettner - 8	16,177	49	2/18	CLEVELAND	L 78-85	15-34	Rider - 22	Longley - 10	18,548
10	11/26	SEATTLE	L 92-110	3-7	Williams - 19	Brown - 6	18,298	50	2/21	SAN ANTONIO	L 89-114	15-35	Rider - 25	Brown, Frank, Rider - 7	18,148
11	11/27	L.A. LAKERS	L 92-96	3-8	Laettner - 23	Laettner - 8	18,354	51	2/22	@ Cleveland	L 81-114	15-36	Laettner - 21	Longley - 13	17,542
12	12/1	@ Sacramento	W 111-101	4-8	West - 23	Brown - 12	17,317	52	2/24	PHOENIX	L 101-120	15-37	Rider - 28	Laettner - 10	18,174
13	12/2	@ Golden State	W 103-91	5-8	Williams - 28	Laettner - 15	15,025	53	2/27	GOLDEN STATE	W 107-100	16-37	Rider - 25	Brown - 7	18,263
14	12/4	@ Seattle	L 82-99	5-9	West - 18	Laettner - 11	14,693	54	3/1	@ Atlanta	L 99-102	16-38	Laettner - 21	Laettner - 8	10,955
15	12/5	@ L.A. Lakers	W 101-99	6-9	Laettner - 25	Laettner - 10	11,256	55	3/2	MIAMI	L 100-108 (OT)	16-39	Laettner - 21	Laettner - 15	16,906
16	12/8	PORTLAND	L 111-114	6-10	Rider - 30	Laettner - 10	18,078	56	3/4	@ Phoenix	L 101-106	16-40	Rider - 21	King - 7	19,023
17	12/10	L.A. CLIPPERS	W 109-108	7-10	Rider - 27	Laettner - 12	17,886	57	3/6	@ Denver	L 97-117	16-41	Smith - 25	West, Bailey - 8	17,171
18	12/11	DETROIT	L 80-92	7-11	Laettner - 20	Longley - 10	18,397	58	3/8	@ Utah	L 86-100	16-42	Smith - 21	West, Brown, Person, Frank - 8	19,911
19	12/14	@ Charlotte	L 85-101	7-12	Williams - 22	Laettner - 11	23,698	59	3/9	SACRAMENTO	L 96-104	16-43	West - 28	Person - 9	17,436
20	12/15	UTAH	L 95-97	7-13	Williams - 29	Frank - 8	17,696	60	3/11	CHARLOTTE	L 91-97	16-44	Person - 23	Person - 8	18,575
21	12/17	@ L.A. Clippers	W 105-90	8-13	Rider - 32	Laettner - 10	8,643	61	3/13	L.A. LAKERS	L 88-90	16-45	Person - 26	Brown - 13	17,255
22	12/18	@ Portland	L 95-105	8-14	Laettner - 24	Laettner - 10	12,888	62	3/15	PHILADELPHIA	W 96-87	17-45	Rider - 21	Person - 9	16,248
23	12/20	WASHINGTON	L 84-99	8-15	Laettner - 25	Laettner - 12	17,880	63	3/17	SEATTLE	L 92-107	17-46	King - 17	Brown - 16	17,581
24	12/22	@ Chicago	L 98-106	8-16	Rider - 25	Laettner - 11	18,312	64	3/18	@ Philadelphia	W 100-98	18-46	King - 20	King - 16	10,711
25	12/23	DALLAS	L 89-93	8-17	Williams - 33	Laettner - 7	17,940	65	3/20	CHICAGO	L 80-90	18-47	Rider - 25	Brown - 9	19,006
26	12/26	@ Denver	L 97-100	8-18	Person - 22	Laettner, Frank, Longley - 8	17,171	66	3/22	HOUSTON	W 83-81	19-47	King - 19	King - 13	17,178
27	12/27	@ Utah	L 93-97	8-19	Person - 22	Williams, Brown, Laettner - 9	19,911	67	3/24	NEW YORK	L 106-123	19-48	Rider - 22	King, Laettner - 5	16,875
28	12/30	HOUSTON	L 104-110	8-20	Rider - 30	Longley - 19	18,461	68	3/26	@ Seattle	L 93-113	19-49	Laettner - 20	Laettner - 10	14,651
29	1/5	DENVER	W 109-95	9-20	Williams - 22	Laettner - 12	17,134	69	3/29	@ L.A. Lakers	L 89- 91	19-50	Rider - 22	Laettner - 12	13,588
30	1/7	PHOENIX	L 103-110	9-21	West - 27	Longley - 14	19,006	70	4/1	@ Golden State	L 109-146	19-51	Rider - 20	Maxey - 8	15,025
31	1/8	BOSTON	W 108-90	10-21	Person - 20	Longley - 11	18,377	71	4/2	@ Sacramento	L 87-102	19-52	Laettner - 19	King - 12	17,317
32	1/11	@ San Antonio	L 98-108	10-22	Rider - 26	Williams, Frank - 6	17,664	72	4/6	L.A. CLIPPERS	W 110-100	20-52	West - 27	Laettner - 9	17,362
33	1/12	@ Dallas	W 103-85	11-22	West, Rider - 23	Frank, Longley - 9	10,550	73	4/8	@ Boston	L 108-112	20-53	Laettner - 28	Brown - 8	14,890
34	1/14	ORLANDO	W 96-92	12-22	Rider - 19	Longley - 9	19,006	74	4/9	GOLDEN STATE	L 105-117	20-54	Laettner, West - 24	Brown - 9	17,878
35	1/17	@ New York	L 94-106	12-23	Williams - 21	Longley - 8	19,763	75	4/11	@ San Antonio	L 89-101	20-55	West - 16	Frank - 9	19,138
36	1/19	@ New Jersey	L 91-112	12-24	West - 17	Longley - 8	9,158	76	4/12	@ Houston	L 89-98	20-56	Rider - 28	Laettner - 9	12,048
37	1/20	SAN ANTONIO	W 93-83	13-24	West - 23	Frank - 10	17,749	77	4/15	INDIANA	L 112-130	20-57	Rider - 22	Laettner - 13	17,209
38	1/22	ATLANTA	L 81-98	13-25	Rider - 25	Laettner, Longley - 7	19,006	78	4/17	DENVER	L 88-99	20-58	Laettner - 19	Laettner - 12	17,388
39	1/26	UTAH	W 100-98	14-25	Laettner, Person - 22	Laettner - 10	17,242	79	4/19	@ Miami	L 99-126	20-59	Rider - 28	Jackson - 11	14,953
40	1/28	@ Portland	L 98-109	14-26	Laettner - 23	Laettner - 11	12,888	80	4/20	@ Orlando	L 101-121	20-60	Rider - 28	Laettner - 11	15,291
								81	4/22	PORTLAND	L 103-118	20-61	Rider - 25	Laettner - 10	18,577
								82	4/24	@ Dallas	L 102-116	20-62	Rider - 25	Brown - 9	11,843

1992-93: 19-63



BACK ROW (L-R): Equipment Manager Clayton Wilson, Micheal Williams, Lance Blanks, Doug West, Chuck Person, Christian Laettner, Brad Sellers, Luc Longley, Felton Spencer, Thurl Bailey, Marlon Maxey, Bob McCann, Gundars Vetra, Chris Smith, Video Coordinator Greg Bittnr

FRONT ROW (L-R): Orthopaedic Surgeon Dr. David Fischer, Team Physician Dr. Sheldon Burns, Strength and Conditioning Coordinator Sol Brandys, Trainer Jay Jensen, President Bob Stein, Co-Owner Harvey Ratner, Co-Owner Marv Wolfenson, General Manager Jack McCloskey, Head Coach Jimmy Rodgers, Assistant to the General Manager/Assistant Coach Jim Brewer, Assistant Coach Sid Lowe, Assistant Coach Chuck Davisson

PLAYER	G/GS	MIN	FIELD GOALS			3-POINT FG			FREE THROWS			REBOUNDS			AST	PF	STL	BLK	PTS	AVG
			FG	FGA	PCT	FG	FGA	PCT	FT	FTA	PCT	OFF	DEF	TOT						
West	80/80	3104	646	1249	.517	2	23	.087	249	296	.841	89	158	247	235	279	85	21	1543	19.3
Laettner	81/81	2823	503	1061	.474	4	40	.100	462	553	.835	171	537	708	223	290	105	83	1472	18.2
Person	78/75	2985	541	1248	.433	118	332	.355	109	168	.649	98	335	433	343	198	67	30	1309	16.8
Williams	76/76	2661	353	791	.446	26	107	.243	419	462	.907	84	189	273	661	268	165	23	1151	15.1
Bailey	70/3	1276	203	446	.455	0	0	----	119	142	.838	53	162	215	61	88	20	47	525	7.5
McCann	79/7	1536	200	410	.488	0	2	.000	95	152	.625	92	190	282	68	202	51	58	495	6.3
Longley	55/25	1045	133	292	.455	0	0	----	53	74	.716	71	169	240	51	169	47	77	319	5.8
Maxey	43/3	520	93	169	.550	0	1	.000	45	70	.643	66	98	164	12	75	11	18	231	5.4
Glass	4/0	71	8	27	.296	0	2	.000	4	6	.667	1	2	3	9	6	3	0	20	5.0
Smith	80/6	1266	125	289	.433	2	14	.143	95	120	.792	32	64	96	196	96	48	16	347	4.3
Spencer	71/48	1296	105	226	.465	0	0	----	83	127	.654	134	190	324	17	243	23	66	293	4.1
Vetra	13/0	89	19	40	.475	3	3	1.000	4	6	.667	4	4	8	6	12	2	0	45	3.5
Blanks (TOT)	61/2	642	65	150	.433	11	43	.256	20	32	.625	18	50	68	72	61	16	5	161	2.6
Blanks (MIN)	61/2	642	65	150	.433	11	43	.256	20	32	.625	18	50	68	72	61	16	5	161	2.6
Sellers (TOT)	54/4	533	49	130	.377	0	1	.000	37	39	.949	27	56	83	46	40	6	11	135	2.5
Sellers (MIN)	54/4	533	49	130	.377	0	1	.000	37	39	.949	27	56	83	46	40	6	11	135	2.5
Randall	2/0	8	0	1	.000	0	1	.000	0	0	----	0	0	0	1	1	0	0	0	0.0
TIMBERWOLVES	82	19855	3043	6529	.466	166	569	.292	1794	2247	.798	940	2204	3144	2001	2028	649	455	8046	98.1
OPPONENTS	82	19855	3323	6814	.488	208	578	.360	1830	2413	.758	1122	2331	3453	2144	1875	734	494	8684	105.9



1992-93 DAY-BY-DAY

	G#	DATE	OPPONENT	WOLVES/OPP	RECORD	HIGH POINTS	HIGH REBOUNDS	ATTENDANCE		G#	DATE	OPPONENT	WOLVES/OPP	RECORD	HIGH POINTS	HIGH REBOUNDS	ATTENDANCE 42
1	11/6	@ Boston	L 92-113	0-1	Person - 24	Bailey - 8		14,890	2/6	@ San Antonio	L 95-104	10-32	Laettner - 21	Laettner, Longley - 8		16,057	
2	11/7	GOLDEN STATE	L 119-121 (OT)	0-2	Laettner - 26	Laettner - 14		19,006	43	2/10	MIAMI	L 90-101	10-33	Person - 20	Longley - 9		18,289
3	11/10	DALLAS	W 118-104	1-2	Person - 24	Laettner - 12		18,202	44	2/12	@ Indiana	W 102-100	11-33	Laettner - 22	Laettner - 7		13,975
4	11/12	@ New Jersey	W 88-84	2-2	West - 24	Person - 12		14,226	45	2/13	HOUSTON	L 88-97	11-34	West - 18	Laettner - 10		19,006
5	11/14	PHOENIX	L 101-108	2-3	West - 23	Person - 12		19,006	46	2/15	UTAH	L 91-112	11-35	Person - 26	Person - 8		18,493
6	11/17	CHICAGO	L 103-124	2-4	Person - 26	Person - 12		19,006	47	2/18	SACRAMENTO	W 121-114	12-35	Laettner - 28	Laettner - 16		17,813
7	11/20	WASHINGTON	L 100-108	2-5	Person - 23	Laettner - 10		18,301	48	2/23	@ New York	L 91-95	12-36	Williams - 27	Bailey, Spencer - 5		19,763
8	11/21	@ Denver	L 118-131	2-6	Laettner - 23	Person - 8		12,457	49	2/24	SEATTLE	L 77-89	12-37	Laettner - 28	Laettner - 9		17,824
9	11/25	NEW YORK	L 78-99	2-7	Laettner - 29	Person - 10		18,063	50	2/26	DALLAS	W 99-89	13-37	West - 21	Laettner - 15		18,011
10	11/27	@ Washington	W 102-83	3-7	Person - 26	Laettner - 9		12,346	51	2/28	@ Miami	L 93-105	13-38	Bailey - 23	Longley - 9		15,008
11	11/28	DETROIT	W 82-80	4-7	Laettner - 23	McCann, Person - 9		19,006	52	3/2	@ Orlando	L 89-108	13-39	West - 28	Laettner - 13		15,151
12	12/3	@ Utah	L 91-110	4-8	Person, West - 16	Person - 9		19,911	53	3/4	CLEVELAND	L 95-103	13-40	Williams - 24	Bailey, Spencer - 8		17,854
13	12/5	@ Seattle	L 87-124	4-9	West - 18	Laettner - 9		11,223	54	3/6	SAN ANTONIO	W 106-105	14-40	Person - 33	Laettner - 9		18,844
14	12/6	@ L.A. Lakers	L 85-107	4-10	Person, West - 20	Person - 9		14,068	55	3/8	PHILADELPHIA	L 83-92	14-41	Person - 22	McCann - 7		17,832
15	12/8	@ Houston	L 94-102	4-11	Person - 22	Williams - 8		10,077	56	3/9	@ Utah	L 107-116	14-42	West - 23	Laettner - 19		19,911
16	12/10	@ Dallas	W 111-88	5-11	Person - 26	Longley - 9		11,124	57	3/11	@ Sacramento	L 95-109	14-43	Maxey - 24	Maxey - 12		17,317
17	12/12	HOUSTON	L 87-104	5-12	Person - 28	Laettner - 9		19,006	58	3/12	@ L.A. Clippers	L 93-117	14-44	West - 20	Laettner, Maxey - 10		11,740
18	12/15	BOSTON	L 119-124 (2OT)	5-13	Laettner - 35	Laettner - 17		19,006	59	3/14	L.A. CLIPPERS	L 107-124	14-45	West - 28	Maxey - 8		18,101
19	12/18	@ L.A. Clippers	L 95-103	5-14	Laettner - 24	Laettner - 10		10,353	60	3/16	DENVER	W 100-97	15-45	West - 28	Laettner - 14		17,818
20	12/19	Golden State	L 116-122 (OT)	5-15	West - 39	Person - 14		15,025	61	3/18	@ Charlotte	L 85-113	15-46	Laettner, Vetra, West - 17	Laettner - 13		23,698
21	12/23	SACRAMENTO	L 96-102 (OT)	5-16	West - 26	Laettner, Person - 11		18,091	62	3/19	@ Atlanta	L 103-121	15-47	Laettner - 23	Laettner - 12		10,519
22	12/26	ATLANTA	L 105-113	5-17	Laettner - 26	Laettner, Longley, Person - 7		18,502	63	3/21	CHARLOTTE	L 95-99	15-48	Laettner - 27	Laettner - 18		19,006
23	12/28	@ Utah	L 95-114	5-18	Williams - 19	Laettner, Person - 8		19,911	64	3/23	@ Chicago	L 100-107	15-49	Person - 31	Laettner - 12		18,767
24	12/30	NEW JERSEY	L 92-118	5-19	Laettner - 18	Laettner - 8		18,032	65	3/24	SAN ANTONIO	L 92-105	15-50	Laettner - 26	Laettner - 7		17,806
25	1/2	DALLAS	W 103-71	6-19	Laettner - 26	McCann - 10		18,104	66	3/26	GOLDEN STATE	L 91-94	15-51	West - 27	Laettner - 12		18,374
26	1/5	@ Milwaukee	L 100-114	6-20	West - 28	Laettner - 9		14,085	67	3/28	HOUSTON	W 101-100	16-51	Person - 37	Spencer - 14		17,891
27	1/6	L.A. LAKERS	L 78-98	6-21	Person - 15	Person - 8		18,494	68	3/30	@ Golden State	W 103-100	17-51	Williams - 25	Laettner - 10		15,025
28	1/8	SEATTLE	L 93-98	6-22	West - 23	Person - 11		19,178	69	3/31	@ L.A. Lakers	W 126-113	18-51	Laettner - 28	Laettner - 10		15,350
29	1/9	@ Cleveland	L 93-116	6-23	West - 23	McCann - 7		20,273	70	4/2	@ San Antonio	L 101-108	18-52	Williams - 19	Laettner - 9		16,057
30	1/13	SAN ANTONIO	L 81-89	6-24	West - 16	Laettner - 13		17,852	71	4/4	@ Denver	L 94-120	18-53	West - 29	Laettner - 15		16,461
31	1/15	DENVER	W 99-89	7-24	Person - 19	Laettner, Person - 7		18,777	72	4/7	INDIANA	L 105-113	18-54	Williams - 30	Spencer - 7		17,815
32	1/18	L.A. CLIPPERS	L 93-94	7-25	West, Williams - 20	Bailey, Laettner, Spencer - 6		17,879	73	4/9	ORLANDO	L 92-95	18-55	West - 23	Laettner - 9		19,006
33	1/20	PORTLAND	L 94-110	7-26	West - 20	Laettner - 10		18,149	74	4/11	@ Portland	L 110-127	18-56	Person - 21	Person - 7		12,888
34	1/23	@ Sacramento	L 108-113	7-27	West - 25	Laettner - 11		17,317	75	4/13	@ Seattle	L 95-129	18-57	Smith - 24	McCann - 7		12,461
35	1/25	@ Denver	L 97-102	7-28	Person - 29	Laettner - 12		10,178	76	4/14	@ Phoenix	L 84-98	18-58	West - 27	Laettner - 8		19,023
36	1/27	PHOENIX	L 116-117 (OT)	7-29	Person - 28	Laettner - 9		18,503	77	4/16	PORTLAND	L 109-117	18-59	Laettner - 28	Maxey - 6		19,006
37	1/29	@ Detroit	L 103-112	7-30	Laettner - 22	Laettner - 11		21,454	78	4/18	@ Philadelphia	L 79-106	18-60	West - 24	Laettner - 13		10,405
38	1/30	MILWAUKEE	W 91-82	8-30	West - 24	Spencer - 10		19,006	79	4/20	L.A. LAKERS	L 95-107	18-61	Laettner, West - 20	Laettner - 11		19,006
39	2/2	@ Portland	W 104-91	9-30	Person, Williams - 24	Laettner - 13		12,888	80	4/22	@ Houston	L 110-112 (OT)	18-62	West - 29	Person, Spencer - 7		16,123
40	2/3	@ Phoenix	L 102-122	9-31	Laettner, Longley - 16	Longley, Person - 9		19,023	81	4/23	@ Dallas	L 100-103	18-63	Williams - 31	Williams - 9		17,502
41	2/5	@ Houston	W 112-105	10-31	West - 33	McCann - 9		12,513	82	4/25	UTAH	W 113-111	19-63	Williams - 29	Spencer - 9		18,627



1991-92: 15-67



BACK ROW (L-R): Assistant Coach Sid Lowe, Myron Brown, Scott Brooks, Doug West, Tyrone Corbin, Tod Murphy, Felton Spencer, Randy Breuer, Tellis Frank, Sam Mitchell, Tony Campbell, Gerald Glass, Pooh Richardson, Assistant Coach/Director of Player Personnel Jim Brewer

FRONT ROW (L-R): Equipment Manager Greg Bittner, Strength and Conditioning Coordinator Sol Brandys, Scout Walt Perrin, Video Coordinator/Scout Chuck Davisson, Head Coach Jimmy Rodgers, Owner Marv Wolfenson, Owner Harvey Ratner, President Bob Stein, Trainer Jay Jensen, Dr. Sheldon Burns, Dr. David Fischer

PLAYER	G/GS	MIN	FIELD GOALS			3-POINT FG			FREE THROWS			REBOUNDS			AST	PF	STL	BLK	PTS	AVG
			FG	FGA	PCT	FG	FGA	PCT	FT	FTA	PCT	OFF	DEF	TOT						
Campbell	78/41	2441	527	1137	.464	13	37	.351	240	299	.803	141	145	286	229	206	84	31	1307	16.8
Richardson	82/82	2922	587	1261	.466	53	155	.342	123	178	.691	91	210	301	685	152	119	25	1350	16.5
Corbin	11/8	344	57	142	.401	0	1	.000	44	53	.830	24	45	69	33	31	12	6	158	14.4
West	80/72	2540	463	894	.518	4	23	.174	186	231	.805	107	150	257	281	239	66	26	1116	14.0
Glass	75/41	1822	383	871	.440	16	54	.296	77	125	.616	107	153	260	175	171	66	30	859	11.5
Bailey (TOT)	84/18	2104	368	836	.440	0	2	.000	215	270	.796	122	363	485	78	160	35	117	951	11.3
Bailey (MIN)	71/18	1777	329	735	.448	0	1	.000	171	215	.795	99	308	407	59	129	30	102	829	11.7
Mitchell	82/63	2151	307	725	.423	2	11	.182	209	266	.786	158	315	473	94	230	53	39	825	10.1
Spencer	61/54	1481	141	331	.426	0	0	—	123	178	.691	167	268	435	53	241	27	79	405	6.6
Breuer	67/25	1176	161	344	.468	0	1	.000	41	77	.532	98	183	281	89	117	27	99	363	5.4
Brooks	82/0	1082	167	374	.447	32	90	.356	51	63	.810	27	72	99	205	82	66	7	417	5.1
Frank	10/0	140	18	33	.545	0	0	—	10	15	.667	8	18	26	8	24	5	4	46	4.6
Longley	66/3	991	114	249	.458	0	0	—	53	80	.663	67	190	257	53	157	35	64	281	4.3
Randall (TOT)	54/0	441	68	149	.456	3	16	.188	32	43	.744	39	32	71	33	39	12	3	171	3.2
Randall (MIN)	39/0	374	58	127	.457	3	14	.214	26	35	.743	35	27	62	26	31	12	3	145	3.7
Brown	4/0	23	4	6	.667	1	3	.333	0	0	—	0	3	3	6	2	1	0	9	2.3
Murphy	47/3	429	39	80	.488	1	2	.500	19	34	.559	36	74	110	11	40	9	8	98	2.1
Garrick	15/0	112	11	33	.333	1	2	.500	6	8	.750	2	7	9	18	14	7	3	29	1.9
TIMBERWOLVES	82	19805	3366	7342	.458	126	394	.320	1379	1857	.743	1167	2168	3335	2025	1866	619	526	8237	100.5
OPPONENTS	82	19805	3453	7116	.485	171	483	.354	1738	2337	.744	1311	2534	3845	2088	1675	660	574	8815	107.5



1991-92 DAY-BY-DAY

G#	DATE	OPPONENT	WOLVES/OPP	RECORD	HIGH POINTS	HIGH REBOUNDS	ATTENDANCE	G#	DATE	OPPONENT	WOLVES/OPP	RECORD	HIGH POINTS	HIGH REBOUNDS	ATTENDANCE
1	11/1	UTAH	L 97-112	0-1	Richardson - 20	Mitchell - 9	19,006	43	1/31	@ San Antonio	L 101-103	7-36	Campbell - 20	Bailey - 8	16,057
2	11/6	DALLAS	L 94-97	0-2	West - 14	Spencer - 9	19,006	44	2/2	@ Cleveland	L 95-106	7-37	Campbell - 29	Bailey - 9	15,685
3	11/7	@ Denver	L 77-88	0-3	Campbell - 18	Corbin - 9	9,837	45	2/3	DENVER	W 114-99	8-37	Campbell - 30	Breuer - 9	18,434
4	11/9	@ Sacramento	W 84-80	1-3	Mitchell - 17	Mitchell - 10	17,014	46	2/5	ORLANDO	L 102-109	8-38	Richardson - 20	West - 8	18,408
5	11/10	@ L.A. Lakers	L 86-96	1-4	Campbell - 14	Spencer - 13	16,833	47	2/11	L.A. LAKERS	L 108-116	8-39	Richardson - 22	Mitchell, Richardson - 7	19,006
6	11/13	WASHINGTON	L 114-119 (OT)	1-5	Mitchell - 24	Mitchell, Spencer - 14	19,006	48	2/13	@ Detroit	W 96-93	9-39	Campbell - 28	Breuer - 9	21,454
7	11/15	PORTLAND	L 102-107	1-6	West - 19	Corbin - 10	19,006	49	2/15	INDIANA	L 101-117	9-40	Campbell - 21	Mitchell - 9	19,006
8	11/17	SEATTLE	L 91-101	1-7	Richardson - 17	Breuer, Mitchell - 7	19,006	50	2/17	@ Houston	W 124-122 (OT)	10-40	Campbell - 35	Mitchell - 9	13,605
9	11/20	@ San Antonio	L 106-113	1-8	Corbin,	Mitchell - 11	16,057	51	2/19	@ San Antonio	L 103-113	10-41	Campbell, West - 21	Breuer, Mitchell - 6	16,057
					Richardson - 23			52	2/21	@ Dallas	L 94-109	10-42	Richardson - 17	Mitchell - 10	16,009
10	11/21	@ Houston	L 102-106	1-9	West - 24	Mitchell - 9	12,902	53	2/22	@ Chicago	L 90-105	10-43	Campbell - 20	Bailey - 11	18,676
11	11/23	HOUSTON	W 102-89	2-9	Breuer - 18	Corbin, Mitchell - 11	19,006	54	2/24	SEATTLE	L 91-106	10-44	Longley - 19	Bailey, Longley,	18,082
12	11/27	DENVER	W 101-92	3-9	Glass, Mitchell - 22	Glass - 10	19,006						Richardson - 5		
13	11/30	@ Dallas	L 78-79	3-10	Glass - 23	Bailey, Glass - 7	16,155	55	2/26	DALLAS	W 106-105	11-44	Glass - 31	Campbell - 8	18,173
14	12/3	PHOENIX	L 95-101	3-11	Campbell - 27	Glass - 13	18,582	56	2/29	@ New York	L 87-103	11-45	Campbell - 20	Bailey - 8	17,368
15	12/6	@ Seattle	L 94-96	3-12	Glass - 27	Longley - 11	9,796	57	3/3	SAN ANTONIO	L 102-103	11-46	Richardson - 27	Glass - 10	18,707
16	12/7	@ L.A. Clippers	L 87-101	3-13	Campbell,	Bailey, Longley - 7	9,788	58	3/5	CHICAGO	L 100-113	11-47	Richardson - 22	Longley - 9	19,006
					Richardson - 21			59	3/7	@ Indiana	L 97-108	11-48	Campbell - 19	Longley - 6	13,716
17	12/11	SAN ANTONIO	L 85-98	3-14	Glass - 21	Richardson - 9	18,247	60	3/10	@ Charlotte	L 96-105	11-49	West - 23	Bailey, Campbell,	23,698
18	12/13	PHILADELPHIA	L 95-104	3-15	Campbell - 21	Mitchell - 10	18,632						Longley - 8		
19	12/14	@ Milwaukee	L 92-103	3-16	Mitchell - 21	West - 10	14,911	61	3/11	PORTLAND	L 113-124	11-50	West - 25	Spencer - 10	18,479
20	12/16	@ Portland	L 104-119	3-17	Campbell - 25	Breuer, Murphy, West - 7	12,888	62	3/13	@ Washington	L 115-118	11-51	Richardson - 22	Bailey - 7	8,715
21	12/17	@ Golden State	L 105-119	3-18	West - 28	Mitchell - 9	15,025	63	3/15	PHOENIX	L 113-118	11-52	Brooks - 21	Bailey - 6	19,006
22	12/19	L.A. LAKERS	W 93-85	4-18	Campbell - 23	Mitchell - 10	18,402	64	3/17	@ Portland	L 91-111	11-53	Campbell - 16	Spencer - 9	12,888
23	12/21	L.A. CLIPPERS	L 87-100	4-19	Richardson - 21	Spencer - 10	18,391	65	3/18	@ Golden State	L 120-123	11-54	Campbell - 30	Glass - 10	15,025
24	12/23	NEW YORK	L 91-97	4-20	Brooks - 18	Breuer - 10	19,006	66	3/20	@ L.A. Lakers	L 121-131	11-55	Glass - 21	Bailey - 12	16,291
25	12/27	GOLDEN STATE	L 102-106 (OT)	4-21	Richardson - 22	Mitchell - 17	19,006	67	3/21	@ Phoenix	L 105-121	11-56	Richardson - 23	Spencer - 11	14,496
26	12/28	@ Atlanta	L 122-125 (OT)	4-22	Campbell - 36	Mitchell - 8	12,209	68	3/23	DENVER	L 95-100	11-57	West - 20	Breuer - 12	19,006
27	12/30	SACRAMENTO	L 109-117	4-23	Richardson - 23	Spencer - 10	19,006	69	3/25	MIAMI	L 97-105	11-58	Brooks - 19	Longley - 9	18,818
28	1/2	MILWAUKEE	L 91-92	4-24	Campbell - 24	Mitchell, Spencer - 8	19,006	70	3/27	ATLANTA	L 103-105	11-59	West - 22	Bailey - 9	19,006
29	1/4	BOSTON	W 100-96	5-24	Campbell - 34	Spencer - 11	19,006	71	3/29	SACRAMENTO	L 86-112	11-60	Bailey - 21	Spencer - 10	19,006
30	1/7	CLEVELAND	L 98-113	5-25	Richardson - 18	Bailey - 10	18,388	72	3/31	@ Denver	W 121-114	12-60	Richardson - 27	Bailey - 11	12,335
31	1/8	@ New Jersey	L 97-103	5-26	Campbell - 22	Richardson - 9	7,113	73	4/3	@ Dallas	W 104-95	13-60	Richardson - 22	Bailey, Spencer - 9	15,795
32	1/10	@ Boston	W 104-94	6-26	Glass - 22	Spencer - 11	14,890	74	4/5	UTAH	W 93-91	14-60	Campbell - 22	Spencer - 16	19,006
33	1/11	UTAH	W 101-96	7-26	Campbell - 21	Spencer - 11	19,006	75	4/7	L.A. CLIPPERS	L 108-115	14-61	Richardson - 23	Spencer - 6	18,096
34	1/13	@ Phoenix	L 111-131	7-27	Richardson - 14	Spencer - 8	14,496	76	4/9	HOUSTON	L 102-117	14-62	Bailey,	Spencer - 10	18,167
35	1/14	@ Utah	L 110-116	7-28	Richardson - 27	Bailey - 11	19,911						Richardson - 21		
36	1/16	SAN ANTONIO	L 111-125	7-29	Glass - 16	Spencer - 7	18,674	77	4/11	@ Sacramento	L 94-114	14-63	Richardson - 21	Spencer - 7	17,014
37	1/18	NEW JERSEY	L 100-112	7-30	West - 22	Spencer - 9	19,006	78	4/12	@ Seattle	L 116-126	14-64	Richardson - 25	West - 8	11,391
38	1/20	@ Miami	L 106-121	7-31	Campbell - 21	Bailey, Spencer - 7	15,008	79	4/14	GOLDEN STATE	L 100-122	14-65	Richardson - 22	Spencer - 10	18,410
39	1/21	@ Orlando	L 92-105	7-32	West - 26	Longley - 9	15,151	80	4/16	@ L.A. Clippers	L 93-96	14-66	Glass - 16	Bailey - 6	14,025
40	1/23	DETROIT	L 100-111	7-33	Richardson - 23	Mitchell - 10	18,807	81	4/17	@ Utah	L 106-120	14-67	Richardson - 23	Spencer - 9	19,911
41	1/24	@ Philadelphia	L 86-119	7-34	Mitchell - 19	Bailey - 10	14,271	82	4/19	CHARLOTTE	W 130-107	15-67	Campbell - 23	Spencer - 10	19,006
42	1/28	@ Houston	L 102-111	7-35	Richardson - 21	Bailey - 7	13,338								



1990-91: 29-53



BACK ROW (L-R): Dr. Sheldon Burns, Dr. David Fischer, Director of Player Personnel Billy McKinney, Owner Harvey Ratner, Owner Marv Wolfenson, President Bob Stein, Strength and Conditioning Coordinator Sol Brandys, Scout Walt Perrin, Assistant Coach Dave Pritchett, Assistant Coach Eric Musselman

MIDDLE ROW (L-R): Trainer Jay Jensen, Pooh Richardson, Jim Thomas, Gerald Glass, Sam Mitchell, Tony Campbell, Scott Brooks, Head Coach Bill Musselman, Equipment Manager Greg Bittner

FRONT ROW (L-R): Assistant Coach Tom Thibodeau, Tod Murphy, Tyrone Corbin, Felton Spencer, Randy Breuer, Doug West, Richard Coffey, Scout Jim Brewer

PLAYER	G/GS	MIN	FIELD GOALS			3-POINT FG			FREE THROWS			REBOUNDS			AST	PF	STL	BLK	PTS	AVG
			FG	FGA	PCT	FG	FGA	PCT	FT	FTA	PCT	OFF	DEF	TOT						
Campbell	77/71	2893	652	1502	.434	16	61	.262	358	446	.803	161	185	346	214	204	121	48	1678	21.8
Corbin	82/82	3196	587	1311	.448	2	10	.200	296	371	.798	185	404	589	347	257	162	53	1472	18.0
Richardson	82/82	3154	635	1350	.470	42	128	.328	89	165	.539	82	204	286	734	114	131	13	1401	17.1
Mitchell	82/60	3121	445	1010	.441	0	9	.000	307	396	.775	188	332	520	133	338	66	57	1197	14.6
Spencer	81/46	2099	195	381	.512	0	1	.000	182	252	.722	272	369	641	25	337	48	121	572	7.1
Glass	51/3	606	149	340	.438	2	17	.118	52	76	.684	54	48	102	42	76	28	9	352	6.9
Breuer	73/44	1505	197	435	.453	0	0	----	35	79	.443	114	231	345	73	132	35	80	429	5.9
Brooks	80/0	980	159	370	.430	45	135	.333	61	72	.847	28	44	72	204	122	53	5	424	5.3
Murphy	52/19	1063	90	227	.396	1	17	.059	70	105	.667	92	163	255	60	101	25	20	251	4.8
West	75/1	824	118	246	.480	0	1	.000	58	84	.690	56	80	136	48	115	35	23	294	3.9
Thornton	12/1	110	4	13	.308	0	0	----	8	10	.800	1	14	15	1	18	0	3	16	1.3
Coffey	52/1	320	28	75	.373	0	1	.000	12	22	.545	42	37	79	3	45	6	4	68	1.3
Godfred	10/0	20	5	12	.417	0	1	.000	3	4	.750	0	2	2	0	5	1	4	13	1.3
Thomas	3/0	14	1	4	.250	0	0	----	0	0	----	0	0	0	1	0	1	0	2	0.7
TIMBERWOLVES	82	19905	3265	7276	.449	108	381	.283	1531	2082	.735	1275	2113	3388	1885	1864	712	440	8169	99.6
OPPONENTS	82	19905	3320	6778	.490	171	505	.339	1680	2219	.757	1094	2379	3473	2142	1692	512	511	8491	103.5



1990-91 DAY-BY-DAY

G#	DATE	OPPONENT	WOLVES/OPP	RECORD	HIGH POINTS	HIGH REBOUNDS	ATTENDANCE	G#	DATE	OPPONENT	WOLVES/OPP	RECORD	HIGH POINTS	HIGH REBOUNDS	ATTENDANCE
1	11/2	DALLAS	W 98-85	1-0	Campbell - 24	Corbin - 9	19,006	43	2/3	PHILADELPHIA	W 110-102 (2OT)	15-28	Mitchell - 37	Corbin - 13	19,006
2	11/3	@ Milwaukee	L 93-111	1-1	Campbell - 30	Murphy - 9	15,102	44	2/5	UTAH	W 94-93	16-28	Mitchell - 22	Murphy - 15	19,006
3	11/6	@ Indiana	L 96-98	1-2	Corbin - 23	Breuer - 12	8,473	45	2/7	@ Orlando	L 103-108	16-29	Richardson - 30	Murphy - 9	15,077
4	11/7	CHICAGO	L 91-96	1-3	Campbell - 26	Spencer - 9	19,006	46	2/12	@ Golden State	L 105-126	16-30	Corbin - 31	Corbin - 15	15,025
5	11/9	CHARLOTTE	W 106-77	2-3	Campbell - 26	Corbin - 13	19,006	47	2/13	@ L.A. Lakers	L 106-120	16-31	Richardson - 31	Mitchell - 8	16,662
6	11/11	ORLANDO	W 108-81	3-3	Campbell - 24	Spencer - 9	19,006	48	2/15	@ L.A. Clippers	L 107-124	16-32	Corbin - 25	Corbin - 10	12,168
7	11/13	@ Houston	L 88-90	3-4	Corbin - 19	Murphy - 10	13,234	49	2/16	@ Utah	L 107-115	16-33	Campbell - 25	Campbell, Murphy - 7	12,616
8	11/15	@ Denver	L 108-121	3-5	Campbell, Corbin - 24	Corbin - 14	6,663	50	2/18	DENVER	W 128-114	17-33	Campbell - 25	Murphy - 11	19,006
9	11/18	UTAH	L 94-103	3-6	Campbell, Corbin - 24	Corbin, Mitchell - 6	19,006	51	2/20	GOLDEN STATE	L 105-108	17-34	Mitchell - 29	Murphy - 12	19,006
10	11/20	@ Dallas	W 92-91 (OT)	4-6	Campbell - 28	Corbin - 16	15,975	52	2/22	ORLANDO	L 101-103	17-35	Campbell - 33	Spencer - 14	19,006
11	11/21	@ San Antonio	L 100-114	4-7	Mitchell - 18	Corbin - 11	15,908	53	2/24	HOUSTON	L 91-100	17-36	Richardson - 21	Spencer - 10	19,006
12	11/25	HOUSTON	L 91-107	4-8	Richardson - 22	Mitchell - 7	19,118	54	2/26	DALLAS	W 100-94	18-36	Corbin - 31	Corbin - 11	19,006
13	11/27	@ Sacramento	W 89-80	5-8	Corbin - 17	Spencer - 13	17,014	55	2/27	@ Boston	L 111-116	18-37	Campbell - 33	Spencer - 16	14,890
14	11/29	@ Portland	L 92-107	5-9	Corbin - 26	Spencer - 9	12,884	56	3/2	L.A. CLIPPERS	L 102-104	18-38	Corbin - 20	Corbin - 11	19,006
15	11/30	@ Utah	L 79-96	5-10	Richardson - 22	Campbell - 13	12,616	57	3/5	L.A. LAKERS	W 94-85	19-38	Campbell - 25	Mitchell - 14	19,006
16	12/2	@ L.A. Clippers	L 77-102	5-11	Campbell - 20	Breuer - 8	10,409	58	3/7	SEATTLE	L 86-91	19-39	Corbin,	Spencer - 11	19,006
17	12/4	INDIANA	W 83-81	6-11	Breuer,	Spencer - 8	19,118						Richardson - 16		
					Richardson - 20			59	3/10	PHOENIX	L 109-123	19-40	Campbell - 27	Spencer - 14	19,006
18	12/6	L.A. LAKERS	L 73-83	6-12	Campbell - 23	Spencer - 11	19,006	60	3/12	@ Chicago	L 99-131	19-41	Richardson - 18	Breuer, Corbin,	18,268
19	12/11	L.A. CLIPPERS	W 101-95	7-12	Campbell - 30	Spencer - 16	19,006						Spencer, West - 6		
20	12/13	NEW YORK	L 76-87	7-13	Richardson - 22	Mitchell - 6	19,006	61	3/14	@ Denver	L 105-112	19-42	Campbell - 32	Spencer - 13	7,308
21	12/15	SAN ANTONIO	L 74-90	7-14	Richardson - 16	Spencer - 11	19,006	62	3/15	@ Seattle	W 100-96 (OT)	20-42	Campbell - 26	Mitchell - 9	11,947
22	12/18	@ Sacramento	L 99-108	7-15	Campbell - 28	Corbin - 11	17,014	63	3/17	MIAMI	W 90-87	21-42	Campbell - 24	Breuer - 14	19,006
23	12/19	@ Phoenix	L 96-112	7-16	Glass - 27	Mitchell, Spencer - 7	14,487	64	3/19	HOUSTON	L 85-98	21-43	Campbell - 32	Mitchell - 14	19,006
24	12/22	@ Golden State	L 102-115	7-17	Glass - 24	Corbin - 10	15,025	65	3/20	@ New Jersey	L 111-118 (OT)	21-44	Campbell - 29	Spencer - 13	8,209
25	12/23	@ L.A. Lakers	L 94-118	7-18	Glass - 32	Spencer - 19	16,115	66	3/22	CLEVELAND	W 110-105	22-44	Campbell - 30	Corbin - 8	19,006
26	12/28	DETROIT	L 85-97	7-19	Campbell - 26	Spencer - 14	19,006	67	3/23	@ Utah	L 89-95	22-45	Richardson - 25	Mitchell, Spencer - 6	12,616
27	12/30	SEATTLE	W 126-106	8-19	Mitchell - 26	Spencer - 9	19,006	68	3/26	@ Phoenix	L 95-117	22-46	Mitchell - 19	Corbin - 12	14,487
28	1/2	DALLAS	W 115-95	9-19	Campbell - 32	Spencer - 16	19,006	69	3/29	@ Seattle	L 107-117	22-47	Campbell - 30	Campbell - 8	12,968
29	1/4	WASHINGTON	L 100-111	9-20	Corbin - 26	Spencer - 11	19,006	70	3/30	@ Portland	L 91-121	22-48	Campbell - 26	Breuer - 10	12,881
30	1/5	@ Atlanta	L 112-117 (OT)	9-21	Campbell - 34	Corbin - 11	10,998	71	4/2	PORTLAND	L 93-104	22-49	Campbell - 22	Mitchell - 8	19,006
31	1/7	PHOENIX	L 106-119	9-22	Campbell - 29	Mitchell - 9	19,006	72	4/4	DENVER	W 134-122	23-49	Corbin - 26	Breuer - 12	19,006
32	1/9	@ Orlando	W 111-103	10-22	Richardson - 30	Spencer - 14	15,077	73	4/5	@ Detroit	L 82-101	23-50	Campbell - 22	Mitchell - 7	21,454
33	1/11	@ Miami	W 108-107	11-22	Campbell - 29	Spencer - 12	15,008	74	4/7	SAN ANTONIO	L 87-92	23-51	Campbell - 22	Richardson - 9	19,006
34	1/15	PORTLAND	L 117-132	11-23	Mitchell - 29	Spencer - 9	19,006	75	4/9	NEW JERSEY	W 109-89	24-51	Campbell - 24	Spencer - 13	19,006
35	1/16	@ New York	W 93-89	12-23	Corbin - 22	Corbin - 12	14,345	76	4/11	ATLANTA	W 112-98	25-51	Campbell - 27	Breuer - 13	19,006
36	1/19	GOLDEN STATE	W 121-113	13-23	Richardson - 35	Corbin - 11	19,006	77	4/12	@ Charlotte	L 110-111 (2OT)	25-52	Campbell - 34	Mitchell - 10	23,901
37	1/21	@ Denver	L 110-115	13-24	Mitchell - 26	Breuer - 16	7,292	78	4/14	@ Philadelphia	W 96-88	26-52	Campbell - 23	Breuer - 13	14,164
38	1/24	@ Houston	L 94-118	13-25	Richardson - 23	Spencer - 8	13,535	79	4/15	SACRAMENTO	W 112-94	27-52	Corbin - 19	Corbin, Spencer - 11	19,006
39	1/26	@ San Antonio	L 105-112	13-26	Richardson - 25	Spencer - 8	15,908	80	4/17	@ Dallas	L 100-102	27-53	Campbell - 27	Spencer - 12	16,224
40	1/28	BOSTON	L 87-108	13-27	Corbin,	Corbin - 13	19,006	81	4/19	MILWAUKEE	W 109-91	28-53	Campbell - 28	Spencer - 13	19,006
					Richardson - 18			82	4/21	@ Washington	W 89-87	29-53	Campbell - 22	Spencer - 9	12,084
41	1/30	SACRAMENTO	W 95-86	14-27	Corbin - 27	Corbin, Mitchell - 7	19,006								
42	2/2	@ Cleveland	L 110-113 (OT)	14-28	Campbell,	Mitchell - 11	16,002								
					Mitchell - 28										



1989-90: 22-60



BACK ROW (L-R): Dr. Sheldon Burns, Director of Player Personnel Billy McKinney, Owner Harvey Ratner, Owner Marv Wolfenson, President Bob Stein, Dr. David Fischer, Strength and Conditioning Coordinator Sol Brandys, Assistant Trainer Howard Rappaport

MIDDLE ROW (L-R): Trainer Jay Jensen, Pooh Richardson, Sam Mitchell, Tony Campbell, Adrian Branch, Donald Royal, Sidney Lowe, Head Coach Bill Musselman

FRONT ROW (L-R): Assistant Coach Tom Thibodeau, Scott Roth, Tyrone Corbin, Tod Murphy, Brad Lohaus, Doug West, Gary Leonard, Assistant Coach Bob Zuffelato

PLAYER	G/GS	MIN	FIELD GOALS			3-POINT FG			FREE THROWS			REBOUNDS			AST	PF	STL	BLK	PTS	AVG
			FG	FGA	PCT	FG	FGA	PCT	FT	FTA	PCT	OFF	DEF	TOT						
Campbell	82/81	3164	723	1581	.457	9	54	.167	448	569	.787	209	242	451	213	260	111	31	1903	23.2
Corbin	82/80	3011	521	1083	.481	0	11	.000	161	209	.770	219	385	604	216	288	175	41	1203	14.7
Mitchell	80/30	2414	372	834	.446	0	9	.000	268	349	.768	180	282	462	89	301	66	54	1012	12.7
Richardson	82/48	2581	426	925	.461	23	83	.277	63	107	.589	55	162	217	554	143	133	25	938	11.4
Breuer (TOT)	81/55	1879	298	696	.428	0	1	.000	126	193	.653	154	263	417	97	196	42	108	722	8.9
Breuer (MIN)	51/47	1325	212	510	.416	0	1	.000	94	142	.662	111	179	290	84	133	33	75	518	10.2
Murphy	82/59	2493	260	552	.471	16	43	.372	144	203	.709	207	357	564	106	229	76	60	680	8.3
Lohaus	28/24	590	94	202	.465	1	16	.063	21	26	.808	21	89	110	62	66	14	22	210	7.5
Roth	71/3	1061	159	420	.379	18	52	.346	150	201	.746	34	78	112	115	144	51	6	486	6.8
Branch	11/0	91	25	61	.410	1	1	1.000	14	22	.636	8	12	20	4	14	6	0	65	5.9
Royal	66/0	746	117	255	.459	0	1	.000	153	197	.777	69	68	137	43	107	32	8	387	5.9
Sellers (TOT)	59/0	700	103	254	.406	0	5	.000	58	73	.795	39	50	89	33	74	17	22	264	4.5
Sellers (MIN)	14/0	113	19	56	.339	0	2	.000	9	12	.750	8	11	19	1	11	6	3	47	3.4
West	52/0	378	53	135	.393	3	11	.273	26	32	.813	24	46	70	18	61	10	6	135	2.6
Lowe	80/38	1744	73	229	.319	2	9	.222	39	54	.722	41	122	163	337	114	73	4	187	2.3
Leonard	22/0	127	13	31	.419	0	1	.000	6	14	.429	10	17	27	1	26	3	9	32	1.5
Johnson	4/0	17	0	2	.000	0	0	----	0	0	----	0	3	3	1	4	0	0	0	0.0
TIMBERWOLVES	82	19855	3067	6876	.446	73	294	.248	1596	2137	.747	1196	2053	3249	1844	1901	789	344	7803	95.2
OPPONENTS	82	19855	3081	6391	.482	129	391	.330	1859	2420	.768	1050	2322	3372	1880	1748	578	489	8150	99.4



1989-90 DAY-BY-DAY

G#	DATE	OPPONENT	WOLVES/OPP	RECORD	HIGH POINTS	HIGH REBOUNDS	ATTENDANCE	G#	DATE	OPPONENT	WOLVES/OPP	RECORD	HIGH POINTS	HIGH REBOUNDS	ATTENDANCE
1	11/3	@ Seattle	L 94-106	0-1	Corbin - 20	Corbin - 8	13,805	43	2/2	BOSTON	W 116-105	10-33	Campbell - 44	Campbell - 14	35,713
2	11/5	@ Portland	L 83-93	0-2	Campbell - 20	Corbin - 12	12,884	44	2/4	GOLDEN STATE	L 95-105	10-34	Breuer - 40	Corbin - 13	29,434
3	11/8	CHICAGO	L 84-96	0-3	Campbell - 31	Murphy, Corbin - 10	35,427	45	2/6	@ Houston	L 101-108	10-35	Royal - 21	Mitchell - 10	14,505
4	11/10	PHILADELPHIA	W 125-118 (OT)	1-3	Campbell - 38	Corbin - 13	29,117	46	2/8	@ Dallas	L 77-90	10-36	Campbell,	Murphy - 10	17,007
5	11/12	SEATTLE	L 97-108	1-4	Mitchell - 31	Mitchell - 10	21,702						Murphy - 17		
6	11/14	GOLDEN STATE	W 101-98	2-4	Campbell - 26	Corbin - 11	24,961	47	2/13	@ Utah	L 104-110 (OT)	10-37	Campbell - 29	Campbell - 10	12,616
7	11/15	SAN ANTONIO	L 76-86	2-5	Campbell,	Mitchell - 10	20,382	48	2/14	CHARLOTTE	W 95-86	11-37	Campbell - 33	Mitchell - 11	17,391
					Mitchell - 23			49	2/16	INDIANA	W 111-105	12-37	Mitchell,	Corbin - 11	25,395
8	11/17	@ Boston	L 99-116	2-6	Mitchell - 22	Corbin - 9	14,890						Richardson - 24		
9	11/18	@ New York	L 96-111	2-7	Campbell,	Mitchell - 10	17,614	50	2/18	ATLANTA	W 108-98	13-37	Campbell,	Corbin - 12	28,514
					Mitchell - 29								Corbin - 26		
10	11/21	UTAH	L 101-103 (OT)	2-8	Corbin - 26	Corbin, Mitchell - 8	20,179	51	2/20	HOUSTON	W 97-92	14-37	Campbell - 30	Corbin - 12	19,325
11	11/22	DENVER	L 93-96	2-9	Campbell - 21	Lohaus - 10	22,025	52	2/21	@ New Jersey	L 93-95	14-38	Campbell - 26	Mitchell - 8	8,219
12	11/24	@ Dallas	L 89-99	2-10	Campbell - 24	Mitchell - 12	17,007	53	2/23	@ San Antonio	L 95-105	14-39	Campbell - 20	Murphy, Royal - 11	15,910
13	11/25	@ Charlotte	L 73-81	2-11	Campbell - 24	Lohaus - 11	23,901	54	2/25	DALLAS	L 82-87	14-40	Murphy - 16	Murphy - 13	24,141
14	11/29	@ Miami	W 105-100	3-11	Campbell - 31	Corbin - 8	15,008	55	2/27	WASHINGTON	W 104-88	15-40	Campbell - 29	Murphy - 14	18,456
15	11/30	@ Orlando	L 96-103	3-12	Corbin - 25	Lohaus - 11	15,077	56	3/2	@ Seattle	L 83-99	15-41	Richardson - 19	Mitchell - 9	11,272
16	12/2	@ Cleveland	W 101-74	4-12	Campbell - 24	Corbin - 10	14,995	57	3/4	@ L.A. Lakers	L 96-115	15-42	Breuer, Corbin - 18	Campbell - 8	17,505
17	12/5	NEW JERSEY	W 92-90	5-12	Campbell - 26	Mitchell - 8	18,918	58	3/7	DENVER	L 73-86	15-43	Richardson - 19	Murphy - 15	18,947
18	12/9	@ Atlanta	L 91-104	5-13	West - 23	Lohaus - 7	11,876	59	3/8	L.A. CLIPPERS	W 111-94	16-43	Campbell - 30	Corbin - 14	21,632
19	12/12	@ Indiana	L 112-113 (OT)	5-14	Corbin - 27	Mitchell - 12	8,754	60	3/10	PHOENIX	L 98-101 (OT)	16-44	Campbell - 27	Corbin - 14	30,158
20	12/13	DALLAS	L 87-90	5-15	Campbell,	Mitchell - 11	21,087	61	3/12	SAN ANTONIO	L 88-92	16-45	Breuer - 21	Breuer - 12	19,834
					Lohaus - 19			62	3/15	NEW YORK	W 102-82	17-45	Campbell - 27	Murphy - 17	25,870
21	12/15	MIAMI	L 84-95	5-16	Campbell - 23	Mitchell - 11	21,899	63	3/17	L.A. LAKERS	L 99-101	17-46	Campbell,	Campbell - 11	43,606
22	12/17	UTAH	L 112-122	5-17	Campbell - 34	Murphy - 8	23,262						Murphy - 24		
23	12/19	@ Washington	L 99-112	5-18	Campbell,	Corbin - 13	6,703	64	3/18	@ Denver	L 98-103	17-47	Campbell - 22	Murphy - 13	11,864
					Mitchell - 28			65	3/20	@ Golden State	L 101-105	17-48	Campbell - 34	Corbin, Murphy - 10	15,025
24	12/20	L.A. LAKERS	L 97-106 (OT)	5-19	Campbell - 26	Murphy - 9	25,689	66	3/21	@ Sacramento	L 84-90	17-49	Campbell, Corbin,	Murphy - 11	17,014
25	12/23	MILWAUKEE	L 90-94	5-20	Campbell - 23	Corbin - 14	23,249						Murphy - 20		
26	12/26	@ Chicago	L 99-112	5-21	Campbell - 20	Mitchell - 8	18,676	67	3/23	@ Phoenix	L 99-120	17-50	Campbell - 28	Corbin - 6	14,487
27	12/27	HOUSTON	W 108-91	6-21	Lowe - 22	Murphy - 11	27,661	68	3/25	@ Portland	W 110-105	18-50	Corbin,	Murphy - 10	12,884
28	12/29	PHOENIX	L 101-118	6-22	Richardson,	Richardson - 6	25,699						Richardson - 20		
					Campbell - 22			69	3/26	@ L.A. Clippers	L 96-101 (OT)	18-51	Campbell - 27	Corbin - 11	9,529
29	12/30	@ Milwaukee	L 99-109	6-23	Mitchell - 28	Murphy - 12	17,924	70	3/28	SACRAMENTO	W 93-88	19-51	Campbell - 32	Breuer - 11	22,713
30	1/2	L.A. CLIPPERS	L 79-87	6-24	Campbell - 31	Murphy - 20	23,980	71	3/30	@ Dallas	W 84-82	20-51	Campbell - 23	Corbin - 9	17,007
31	1/4	CHARLOTTE	W 100-98	7-24	Campbell - 25	Murphy - 13	23,415	72	3/31	@ Houston	L 98-106	20-52	Corbin - 22	Corbin - 8	16,155
32	1/6	@ San Antonio	L 96-109	7-25	Roth - 24	Corbin, Mitchell - 9	15,881	73	4/3	@ San Antonio	W 92-90	21-52	Campbell - 27	Corbin, Mitchell - 8	12,568
33	1/9	@ Sacramento	L 70-84	7-26	Campbell - 20	Campbell - 9	17,014	74	4/6	@ Charlotte	L 93-108	21-53	Campbell,	Mitchell - 15	23,901
34	1/11	PORTLAND	L 80-82	7-27	Campbell - 26	Breuer - 11	22,672						Corbin - 22		
35	1/12	@ Detroit	L 86-97	7-28	Campbell - 28	Campbell - 7	21,454	75	4/10	PORTLAND	L 94-106	21-54	Richardson - 21	Corbin - 9	29,303
36	1/18	@ Phoenix	L 96-113	7-29	Mitchell - 22	Murphy - 14	14,070	76	4/12	@ Philadelphia	L 77-110	21-55	Corbin - 12	Breuer - 6	15,835
37	1/20	@ L.A. Clippers	L 95-97	7-30	Campbell - 27	Breuer - 13	12,030	77	4/13	ORLANDO	W 117-102	22-55	Corbin - 36	Corbin - 19	45,458
38	1/23	@ Golden State	L 102-109	7-31	Campbell - 25	Corbin - 11	15,025	78	4/15	UTAH	L 90-103	22-56	Campbell - 33	Corbin - 10	40,415
39	1/26	CLEVELAND	L 84-85	7-32	Campbell - 34	Murphy - 9	24,933	79	4/17	DENVER	L 89-99	22-57	Corbin - 25	Corbin - 13	49,551
40	1/27	DETROIT	L 83-85	7-33	Royal - 23	Murphy - 11	29,056	80	4/19	@ L.A. Lakers	L 89-113	22-58	Campbell - 25	Corbin - 12	17,505
41	1/29	SACRAMENTO	W 109-91	8-33	Campbell - 25	Murphy - 9	17,250	81	4/20	@ Utah	L 89-97	22-59	Campbell - 23	Murphy - 13	12,616
42	1/31	SEATTLE	W 110-82	9-33	Campbell - 20	Breuer - 10	24,153	82	4/22	@ Denver	L 107-115	22-60	Mitchell-27	Corbin-11	14,303



FORMER PLAYER STATS

statistics include those games in a Timberwolves uniform only

AGER, MAURICE			COLLEGE: MICHIGAN STATE '06				NO: 15		POS: G		HT: 6-5		BIRTHDATE: FEB. 9, 1984					
ACQUIRED: Signed as a free agent on Sept. 24, 2010.																		
DEPARTED: Waived on Nov. 11, 2010.																		
YEAR	G-GS	MIN	FG	FGA	PCT	FT	FTA	PCT	OR	DR	TOT	A	PF-D	STL	TO	BLK	PTS	AVG
10-11	4-0	29	6	11	.545	0	0	---	0	2	2	1	4-0	1	4	0	15	3.8
Three-point FG: 3-4 (.750)																		

ALLEN, JEROME			COLLEGE: PENNSYLVANIA '95			NO: 53		POS: G		HT: 6-4		BIRTHDATE: JAN. 28, 1973							
ACQUIRED: 1995 NBA Draft (2nd Round/49th overall).																			
DEPARTED: Unrestricted free agent on July 11, 1996.																			
YEAR	G-GS	MIN	FG	FGA	PCT	FT	FTA	PCT	OR	DR	TOT	A	PF-D	STL	TO	BLK	PTS	AVG	
95-96	41-0	362	36	105	.343	26	36	.722	5	20	25	49	42-0	21	34	5	108	2.6	
Three-point FG: 10-33 (.303)																			

AMUNDSON, LOU			COLLEGE: UNLV '06			NO: 17		POS: F/C		HT: 6-9		BIRTHDATE: DEC. 7, 1982						
ACQUIRED: Signed as a free agent on Sept. 25, 2012.																		
DEPARTED: Waived on Feb. 8, 2013.																		
YEAR	G-GS	MIN	FG	FGA	PCT	FT	FTA	PCT	OR	DR	TOT	A	PF-D	STL	TO	BLK	PTS	AVG
12-13	20-0	161	14	38	.368	4	20	.200	23	24	47	3	26	7	11	6	32	1.6

AVERY, WILL			COLLEGE: DUKE '99			NO: 5			POS: G			HT: 6-2			BIRTHDATE: AUG. 8, 1979				
ACQUIRED: 1999 NBA Draft (1st Round/14th overall).																			
DEPARTED: Unrestricted free agent on July 1, 2002.																			
YEAR	G-GS	MIN	FG	FGA	PCT	FT	FTA	PCT	OR	DR	TOT	A	PF-D	STL	TO	BLK	PTS	AVG	
99-00	59-1	484	56	181	.309	24	36	.667	8	32	40	88	60-0	14	42	2	154	2.6	
00-01	55-0	463	55	144	.382	28	36	.778	5	24	29	75	48-0	13	45	4	154	2.8	
01-02	28-0	258	26	90	.289	13	19	.684	4	20	24	36	17-0	7	19	0	71	2.5	
TOTAL	142-1	1205	137	415	.330	65	91	.714	17	76	93	199	125-0	34	106	6	379	2.6	
Three-point FG: 99-00, 18-63 (.286); 00-01, 16-59 (.271); 01-02, 6-35 (.171). Total, 40-157 (.255)																			

Playoffs																			
YEAR	G-GS	MIN	FG	FGA	PCT	FT	FTA	PCT	OR	DR	TOT	A	PF-D	STL	TO	BLK	PTS	AVG	
00-01	2-0	12	3	6	.500	0	0	---	0	1	1	2	0-0	0	0	1	7	3.5	
Three-point FG: 1-2 (.500)																			

BAILEY, THURL			COLLEGE: NORTH CAROLINA STATE '83				NO: 41		POS: F		HT: 6-11		BIRTHDATE: APRIL 7, 1961					
ACQUIRED: From Utah with a 1992 second-round draft pick for Tyrone Corbin on Nov. 25, 1991.																		
DEPARTED: Unrestricted free agent on July 1, 1994.																		
YEAR	G-GS	MIN	FG	FGA	PCT	FT	FTA	PCT	OR	DR	TOT	A	PF-D	STL	TO	BLK	PTS	AVG
91-92	71-18	1777	329	735	.448	171	215	.795	99	308	407	59	129-1	30	87	102	829	11.7
92-93	70-3	1276	203	446	.455	119	142	.838	53	162	215	61	88-0	20	60	47	525	7.5
93-94	79-3	1297	232	455	.510	119	149	.799	66	149	215	54	93-0	20	58	58	583	7.4
TOTAL	222-24	4350	764	1636	.467	409	506	.808	218	619	837	174	310-1	70	205	207	1937	8.7
Three-point FG: 91-92, 0-1 (.000); 93-94, 0-2 (.000). Total, 0-3 (.000)																		

BANKS, MARCUS			COLLEGE: UNLV '03			NO: 3		POS: G		HT: 6-2		BIRTHDATE: NOV. 19, 1981						
ACQUIRED: From Boston with Mark Blount, Ricky Davis and Justin Reed and two future second-round picks for Wally Szczerbiak, Michael Olowokandi and Dwayne Jones and a future first-round pick on Jan. 26, 2006.																		
DEPARTED: Unrestricted free agent on July 1, 2006.																		
YEAR	G-GS	MIN	FG	FGA	PCT	FT	FTA	PCT	OR	DR	TOT	A	PF-D	STL	TO	BLK	PTS	AVG
05-06	40-28	1228	186	388	.479	91	117	.778	19	97	116	188	124-0	47	96	11	479	12.0
Three-point FG: 16-44 (.364)																		

BAREA, J.J.			COLLEGE: NORTHEASTERN '06					NO: 11		POS: G		HT: 6-0		BIRTHDATE: JUNE 26, 1984				
ACQUIRED: Signed as a free agent on Dec. 14, 2011.																		
DEPARTED: Waived on Oct. 27, 2014.																		
YEAR	G-GS	MIN	FG	FGA	PCT	FT	FTA	PCT	OR	DR	TOT	A	PF-D	STL	TO	BLK	PTS	AVG
11-12	41-11	1032	167	418	.400	76	98	.776	14	100	114	232	61-	21	103	0	463	11.3
12-13	74-2	1713	316	758	.417	105	134	.784	34	173	207	294	131-	32	145	0	834	11.3
13-14	79-1	1471	254	656	.387	79	100	.790	16	138	154	303	129-	26	125	0	660	8.4
TOTAL	194-14	4216	737	1832	.402	260	332	.783	64	411	475	829	321-	79	373	0	1957	10.1
Three-point FG: 11-12, 53-143 (.371); 12-13, 97-280 (.346); 13-14, 73-231 (.316). Total, 223-654 (.341)																		



FORMER PLAYER STATS

BRANDON, TERRELL			COLLEGE: OREGON '91				NO: 7		POS: G		HT: 5-11		BIRTHDATE: MAY 20, 1970					
ACQUIRED: From Milwaukee with Brian Evans (from New Jersey) in a three-team trade for Stephon Marbury, Chris Carr, Bill Curley (to New Jersey) and Paul Grant (to Milwaukee) on March 11, 1999.																		
DEPARTED: Traded to Atlanta with Marc Jackson (to Philadelphia) in a four-team trade for Latrell Sprewell (from New York) on July 23, 2003.																		
YEAR	G-GS	MIN	FG	FGA	PCT	FT	FTA	PCT	OR	DR	TOT	A	PF-D	STL	TO	BLK	PTS	AVG
98-99	21-20	712	127	299	.425	39	47	.837	16	65	81	205	57-0	39	38	7	298	14.2
99-00	71-71	2587	486	1042	.466	187	208	.899	44	194	238	629	158-1	134	184	30	1212	17.1
00-01	78-78	2821	511	1134	.451	195	224	.871	60	238	298	583	138-1	161	155	21	1250	16.0
01-02	32-28	962	155	365	.425	83	84	.988	17	76	93	264	49-1	52	43	6	397	12.4
02-03				Did not play - injured														
TOTAL	202-197	7082	1279	2840	.457	504	563	.895	137	573	710	1681	402-3	386	420	64	3157	15.6
Three-point FG: 98-99, 5-19 (.263); 00-01, 73-194 (.376); 99-00, 53-132 (.402); 00-01, 33-91 (.363); 01-02, 4-23 (.174). Total, 168-459 (.366)																		

Playoffs																		
YEAR	G-GS	MIN	FG	FGA	PCT	FT	FTA	PCT	OR	DR	TOT	A	PF-D	STL	TO	BLK	PTS	AVG
98-99	4-4	161	31	69	.449	12	13	.923	2	28	30	28	11-0	9	14	2	77	19.3
99-00	4-4	162	32	63	.508	10	11	.909	4	19	23	34	11-0	3	8	0	78	19.5
00-01	4-4	153	27	62	.435	3	3	1.000	2	15	17	25	10-0	4	8	2	61	15.3
TOTAL	12-12	476	90	194	.464	25	27	.926	8	62	70	87	32-0	16	30	4	216	18.0
Three-point FG: 98-99, 3-5 (.600); 99-00, 4-11 (.364); 00-01, 4-9 (.444). Total, 11-25 (.440)																		

BREUER, RANDY			COLLEGE: MINNESOTA '83					NO: 45		POS: C		HT: 7-3		BIRTHDATE: OCT. 11, 1960				
ACQUIRED: From Milwaukee for Brad Lohaus and a conditional one-time exchange of second-round picks in 1991 or 1992 on Jan. 4, 1990.																		
DEPARTED: Unrestricted free agent on July 1, 1992.																		
YEAR	G-GS	MIN	FG	FGA	PCT	FT	FTA	PCT	OR	DR	TOT	A	PF-D	STL	TO	BLK	PTS	AVG
89-90	51-47	1325	212	510	.416	94	142	.662	111	179	290	84	133-2	33	68	75	518	10.2
90-91	73-44	1505	197	435	.453	35	79	.443	114	231	345	73	132-1	35	69	80	429	5.9
91-92	67-25	1176	161	344	.468	41	77	.532	98	183	281	89	117-0	27	41	99	363	5.4
TOTAL	191-116	4006	570	1289	.442	170	298	.570	323	593	916	246	382-3	95	178	254	1310	6.9
Three-point FG: 89-90, 0-1 (.000); 91-92, 0-1 (.000). Total, 0-2 (.000)																		

BROOKS, SCOTT

COLLEGE: UC IRVINE '87

NO: 1

POS: G

HT: 5-11

BIRTHDATE: JULY 31, 1965

ACQUIRED: From Philadelphia for a 1990 second-round draft pick on June 26, 1990.

DEPARTED: Traded to Houston for future considerations on Sept. 25, 1992.

YEAR	G-GS	MIN	FG	FGA	PCT	FT	FTA	PCT	OR	DR	TOT	A	PF-D	STL	TO	BLK	PTS	AVG
90-91	80-0	980	159	370	.430	61	72	.847	28	44	72	204	122-1	53	51	5	424	5.3
91-92	82-0	1082	167	374	.447	51	63	.810	27	72	99	205	82-0	66	51	7	417	5.1
TOTAL	162-0	2062	326	744	.438	112	135	.830	55	116	171	409	204-1	119	102	12	841	5.2

Three-point FG: 90-91, 45-135 (.333); 91-92, 32-90 (.356). Total, 77-225 (.342)

BROWN, BOBBY			COLLEGE: CAL STATE-FULLERTON '07				NO: 1		POS: G		HT: 6-2		BIRTHDATE: SEPT. 24, 1984					
ACQUIRED: From Sacramento with Shelden Williams for Calvin Booth and Rashad McCants on Feb. 19, 2009.																		
DEPARTED: To New Orleans with Darius Songaila for Antonio Daniels on Sept. 9, 2009.																		
YEAR	G-GS	MIN	FG	FGA	PCT	FT	FTA	PCT	OR	DR	TOT	A	PF-D	STL	TO	BLK	PTS	AVG
08-09	21-1	256	47	113	.416	8	9	.889	6	10	16	30	21-0	6	16	2	116	5.5
Three-point FG: 08-09, 14-36 (.389)																		

BROWN, MIKE			COLLEGE: GEORGE WASHINGTON '85				NO: 40		POS: C		HT: 6-10		BIRTHDATE: JULY 19, 1963					
ACQUIRED: From Utah for Felton Spencer on June 30, 1993.																		
DEPARTED: Unrestricted free agent on July 1, 1995.																		
YEAR	G-GS	MIN	FG	FGA	PCT	FT	FTA	PCT	OR	DR	TOT	A	PF-D	STL	TO	BLK	PTS	AVG
93-94	82-40	1921	111	260	.427	77	118	.653	119	328	447	72	218-4	51	75	29	299	3.6
94-95	27-0	213	10	40	.250	15	27	.556	9	36	45	10	35-0	7	16	0	35	1.3
TOTAL	109-40	2134	121	300	.403	89	145	.614	128	364	492	82	253-4	58	91	29	334	3.1
Three-point FG: 93-94, 0-2 (.000); 94-95, 0-1 (.000). Total, 0-3 (.000)																		

BROWN, MYRON			COLLEGE: SLIPPERY ROCK '91					NO: 34		POS: G		HT: 6-3		BIRTHDATE: NOV. 3, 1969				
ACQUIRED: 1991 NBA Draft (2nd Round/34th overall).																		
DEPARTED: Released on Dec. 18, 1991.																		
YEAR	G-GS	MIN	FG	FGA	PCT	FT	FTA	PCT	OR	DR	TOT	A	PF-D	STL	TO	BLK	PTS	AVG
91-92	4-0	23	4	6	.667	0	0	.000	0	3	3	6	2-0	1	4	0	9	2.3
Three-point FG: 1-3 (.333)																		

BUCKNER, GREG			COLLEGE: CLEMSON '98			NO: 7			POS: G			HT: 6-4			BIRTHDATE: SEPT. 16, 1976			
ACQUIRED: From Dallas for Trenton Hassell on Sept. 28, 2007.																		
DEPARTED: Traded to Memphis with Marko Jaric, Antoine Walker and the draft rights to O.J. Mayo for Brian Cardinal, Jason Collins, Mike Miller and the draft rights to Kevin Love on June 26, 2008.																		
YEAR	G-GS	MIN	FG	FGA	PCT	FT	FTA	PCT	OR	DR	TOT	A	PF-D	STL	TO	BLK	PTS	AVG
07-08	31-4	520	45	117	.385	19	22	.864	10	55	65	39	63-0	21	29	2	124	4.0
Three-point FG: 15-50 (.300)																		



FORMER PLAYER STATS

CAMPBELL, TONYCOLLEGE: OHIO STATE '84NO: 19POS: GHT: 6-7BIRTHDATE: MAY 7, 1962

ACQUIRED: Signed as a free agent on Sept. 13, 1989.

DEPARTED: Traded to New York for future considerations on Sept. 14, 1992.

YEAR	G-GS	MIN	FG	FGA	PCT	FT	FTA	PCT	OR	DR	TOT	A	PF-D	STL	TO	BLK	PTS	AVG
89-90	82-81	3164	723	1581	.457	448	569	.787	209	242	451	213	260-7	111	251	31	1903	23.2
90-91	77-71	2893	652	1502	.434	358	446	.803	161	185	346	214	204-0	121	190	48	1678	21.8
91-92	78-41	2441	527	1137	.464	240	299	.803	141	145	286	229	206-1	84	165	31	1307	16.8
TOTAL	237-193	8498	1902	4220	.451	1046	1314	.796	511	572	1083	656	670-8	316	606	110	4888	20.6

Three-point FG: 89-90, 9-54 (.167); 90-91, 16-61 (.262); 91-92, 13-37 (.351). Total, 38-152 (.250)

CARDINAL, BRIANCOLLEGE: PURDUE '00NO: 14POS: FHT: 6-8BIRTHDATE: MAY 2, 1977

ACQUIRED: From Memphis with Jason Collins, Mike Miller and the draft rights to Kevin Love for Greg Buckner, Marko Jaric, Antoine Walker and the draft rights to O.J. Mayo on June 26, 2008 ; Signed as a free agent on Mar. 23, 2010.

DEPARTED: Traded to New York for Darko Milicic on Feb. 17, 2010 ; Unrestricted free agent on July 1, 2010.

YEAR	G-GS	MIN	FG	FGA	PCT	FT	FTA	PCT	OR	DR	TOT	A	PF-D	STL	TO	BLK	PTS	AVG
08-09	64-4	909	65	169	.385	30	35	.857	39	103	142	76	135-0	37	48	13	190	3.0
09-10	29-0	267	14	36	.389	17	18	.944	7	22	29	24	56-1	9	7	3	48	1.7
TOTAL	93-4	1176	79	205	.385	47	53	.887	46	125	171	100	191-1	46	55	16	238	2.6

Three-point FG: 08-09, 30-92 (.326); 09-10, 3-9 (.333). Total 33-101 (.327)

CARNEY, RODNEYCOLLEGE: MEMPHIS '06NO: 10POS: FHT: 6-7BIRTHDATE: APRIL 5, 1984

ACQUIRED: From Philadelphia with Calvin Booth and a future first-round pick for a conditional second-round pick on July 9, 2008.

DEPARTED: Unrestricted free agent on July 1, 2009.

YEAR	G-GS	MIN	FG	FGA	PCT	FT	FTA	PCT	OR	DR	TOT	A	PF-D	STL	TO	BLK	PTS	AVG
08-09	67-6	1199	176	423	.416	50	66	.758	36	90	126	26	94-0	45	43	29	481	7.2

Three-Point FG: 79-226 (.350)

CARR, CHRISCOLLEGE: SOUTHERN ILLINOIS '95NO: 43POS: GHT: 6-6BIRTHDATE: MARCH 12, 1974

ACQUIRED: Signed as a free agent on July 19, 1996.

DEPARTED: Traded to New Jersey in a three-team trade with Stephon Marbury and Bill Curley and Paul Grant (to Milwaukee) for Terrell Brandon and Brian Evans on March 11, 1999.

YEAR	G-GS	MIN	FG	FGA	PCT	FT	FTA	PCT	OR	DR	TOT	A	PF-D	STL	TO	BLK	PTS	AVG
96-97	55-10	830	125	271	.461	56	73	.767	31	82	113	48	93-0	24	40	10	337	6.1
97-98	51-40	1165	190	452	.420	84	99	.848	43	112	155	85	129-1	17	37	11	504	9.9
98-99	11-2	81	9	26	.346	2	4	.500	0	12	12	7	9-0	1	4	1	23	2.1
TOTAL	117-52	2076	324	749	.433	142	176	.807	74	206	280	140	231-1	42	81	22	864	7.4

Three-point FG: 96-97, 31-88 (.352); 97-98, 40-127 (.315); 98-99, 3-9 (.333). Total, 74-224 (.330)

Playoffs

YEAR	G-GS	MIN	FG	FGA	PCT	FT	FTA	PCT	OR	DR	TOT	A	PF-D	STL	TO	BLK	PTS	AVG
96-97	1-0	8	0	2	.000	0	0	----	0	2	2	1	6-0	2	1	0	0	0.0

CARTER, ANTHONYCOLLEGE: HAWAII '98NO: 7POS: GHT: 6-2BIRTHDATE: JUNE 16, 1975

ACQUIRED: Signed as a free agent on Oct. 4, 2004.

DEPARTED: Unrestricted free agent on July 1, 2006.

YEAR	G-GS	MIN	FG	FGA	PCT	FT	FTA	PCT	OR	DR	TOT	A	PF-D	STL	TO	BLK	PTS	AVG
04-05	66-12	742	72	177	.407	35	51	.686	12	57	69	161	88-2	35	62	18	181	2.7
05-06	45-8	589	53	137	.387	40	55	.727	9	53	62	101	71-0	24	40	9	150	3.3
TOTAL	111-20	1331	125	314	.398	75	106	.708	21	110	131	262	159-2	59	102	27	331	3.0

Three-point FG: 04-05, 2-17 (.118); 05-06, 4-15 (.267). Total, 6-32 (.188)

CASSELL, SAMCOLLEGE: FLORIDA STATE '93NO: 19POS: GHT: 6-3BIRTHDATE: NOV. 18, 1969

ACQUIRED: From Milwaukee with Ervin Johnson for Joe Smith and Anthony Peeler on June 27, 2003.

DEPARTED: Traded to Los Angeles Clippers with a conditional first-round draft pick for Lionel Chalmers and Marko Jaric on Aug. 12, 2005.

YEAR	G-GS	MIN	FG	FGA	PCT	FT	FTA	PCT	OR	DR	TOT	A	PF-D	STL	TO	BLK	PTS	AVG
03-04	81-81	2838	620	1270	.488	289	331	.873	44	227	271	592	247-2	102	220	18	1603	19.8
04-05	59-38	1522	319	687	.464	134	155	.865	25	132	157	301	160-2	36	109	14	799	13.5
TOTAL	140-119	4360	939	1957	.480	423	486	.870	69	359	428	893	407-4	138	329	32	2402	17.2

Three-point FG: 03-04, 74-186 (.398); 04-05, 27-103 (.262). Total, 101-289 (.349)

Playoffs

YEAR	G-GS	MIN	FG	FGA	PCT	FT	FTA	PCT	OR	DR	TOT	A	PF-D	STL	TO	BLK	PTS	AVG
03-04	16-15	497	94	202	.465	52	61	.852	3	37	40	70	53-2	12	43	3	265	16.6

Three-point FG: 25-60 (.417)



FORMER PLAYER STATS

COFFEY, RICHARD

COLLEGE: MINNESOTA '90

NO: 33

POS: F

HT: 6-6

BIRTHDATE: SEPT. 2, 1965

ACQUIRED: Signed as a free agent on Oct. 7, 1990.

DEPARTED: Released on June 20, 1991.

YEAR	G-GS	MIN	FG	FGA	PCT	FT	FTA	PCT	OR	DR	TOT	A	PF-D	STL	TO	BLK	PTS	AVG
90-91	52-1	320	28	75	.373	12	22	.545	42	37	79	3	45-0	6	5	4	68	1.3
Three-point FG: 0-1 (.000)																		

COLLINS, JASON

COLLEGE: STANFORD '01

NO: 34

POS: C

HT: 7-0

BIRTHDATE: DEC. 2, 1978

ACQUIRED: From Memphis with Brian Cardinal, Mike Miller and the draft rights to Kevin Love for Greg Buckner, Marko Jaric, Antoine Walker and the draft rights to O.J. Mayo on June 26, 2008.

DEPARTED: Unrestricted free agent on July 1, 2009.

YEAR	G-GS	MIN	FG	FGA	PCT	FT	FTA	PCT	OR	DR	TOT	A	PF-D	STL	TO	BLK	PTS	AVG
08-09	31-22	422	22	70	.314	13	28	.464	28	42	70	11	73-0	9	12	13	57	1.8

CONROY, WILL

COLLEGE: WASHINGTON '05

NO: 5

POS: G

HT: 6-2

BIRTHDATE: DEC. 8, 1982

ACQUIRED: Signed as a free agent on Sept. 28, 2012.

DEPARTED: Waived on Nov. 15, 2012.

YEAR	G-GS	MIN	FG	FGA	PCT	FT	FTA	PCT	OR	DR	TOT	A	PF-D	STL	TO	BLK	PTS	AVG
12-13	4-0	20	0	9	.000	1	2	.500	1	0	1	0	1-0	0	0	0	0	0.0

CORBIN, TYRONE

COLLEGE: DEPAUL '85

NO: 23

POS: F

HT: 6-6

BIRTHDATE: DEC. 31, 1962

ACQUIRED: Selected in Expansion Draft from Phoenix on June 15, 1989.

DEPARTED: Traded to Utah for Thurl Bailey and a 1992 second-round draft pick on Nov. 25, 1991.

YEAR	G-GS	MIN	FG	FGA	PCT	FT	FTA	PCT	OR	DR	TOT	A	PF-D	STL	TO	BLK	PTS	AVG
89-90	82-80	3011	521	1083	.481	161	209	.770	219	385	604	216	288-5	175	143	41	1203	14.7
90-91	82-82	3196	587	1311	.448	296	371	.798	185	404	589	347	257-3	162	209	53	1472	18.0
91-92	11-8	344	57	142	.401	44	53	.830	24	45	69	33	31-0	12	26	6	158	14.4
TOTAL	175-170	6551	1165	2536	.459	501	633	.791	428	834	1262	596	576-8	349	352	100	2833	16.2
Three-point FG: 89-90, 0-11 (.000); 90-91, 2-10 (.200); 91-92, 0-1 (.000). Total, 2-22 (.091)																		

CURLEY, BILL

COLLEGE: BOSTON COLLEGE '94

NO: 15

POS: F

HT: 6-9

BIRTHDATE: MAY 29, 1972

ACQUIRED: From Portland with James Robinson and a first-round draft pick in 1997 or 1998 for Isaiah Rider on July 23, 1996 ; Signed as a free agent on March 17, 1999.

DEPARTED: Traded to New Jersey in a three-team trade with Stephon Marbury and Chris Carr and Paul Grant (to Milwaukee) for Terrell Brandon and Brian Evans from Milwaukee on March 11, 1999 ; Unrestricted free agent on July 1, 1999.

YEAR	G-GS	MIN	FG	FGA	PCT	FT	FTA	PCT	OR	DR	TOT	A	PF-D	STL	TO	BLK	PTS	AVG
96-97																		
97-98	11-1	146	16	33	.485	2	3	.667	11	17	28	4	28-1	3	3	1	34	3.1
98-99	35-2	372	29	72	.403	19	22	.864	20	31	51	14	83-1	17	10	19	78	2.2
TOTAL	46-3	518	45	105	.429	21	25	.840	31	48	79	18	111-2	20	13	20	112	2.4
Three-point FG: 97-98, 0-1 (.000); 98-99, 1-5 (.200). Total, 1-6 (.167)																		

Playoffs

YEAR	G-GS	MIN	FG	FGA	PCT	FT	FTA	PCT	OR	DR	TOT	A	PF-D	STL	TO	BLK	PTS	AVG
97-98	2-0	7	0	0	----	0	0	----	0	0	0	0	0-0	0	0	0	0	0.0

CUNNINGHAM, DANTE

COLLEGE: VILLANOVA '09

NO: 33

POS: F

HT: 6-8

BIRTHDATE: APR. 22, 1987

ACQUIRED: From Memphis for Wayne Ellington on July 24, 2012.

DEPARTED: Unrestricted free agent on July 1, 2014.

YEAR	G-GS	MIN	FG	FGA	PCT	FT	FTA	PCT	OR	DR	TOT	A	PF-D	STL	TO	BLK	PTS	AVG
12-13	80-9	2010	314	671	.468	67	103	.650	142	266	408	67	153-0	84	56	38	695	8.7
13-14	81-7	1635	236	509	.464	38	67	.567	112	218	330	83	146-0	62	42	58	510	6.3
TOTAL	161-16	3645	550	1180	.466	105	170	.618	254	484	738	150	299-0	146	98	96	1205	7.5
Three-point FG: 12-13, 0-6 (.000); 13-14, 0-5 (.000). Total, 0-11 (.000)																		

DAVIS, BRIAN

COLLEGE: DUKE '92

NO: 23

POS: G/F

HT: 6-7

BIRTHDATE: JUNE 21, 1970

ACQUIRED: Signed as a free agent on Aug. 2, 1993.

DEPARTED: Unrestricted free agent on July 1, 1994.

YEAR	G-GS	MIN	FG	FGA	PCT	FT	FTA	PCT	OR	DR	TOT	A	PF-D	STL	TO	BLK	PTS	AVG
93-94	68-3	374	40	126	.317	50	68	.735	21	34	55	22	34-0	16	19	4	131	1.9
Three-point FG: 1-3 (.333)																		

DAVIS, MARK

COLLEGE: TEXAS TECH '95

NO: 7

POS: G/F

HT: 6-6

BIRTHDATE: APRIL 26, 1973

ACQUIRED: 1995 NBA Draft (2nd Round/48th overall).

DEPARTED: Unrestricted free agent on July 11, 1996.

YEAR	G-GS	MIN	FG	FGA	PCT	FT	FTA	PCT	OR	DR	TOT	A	PF-D	STL	TO	BLK	PTS	AVG
95-96	57-0	571	55	149	.369	74	116	.638	56	69	125	47	92-1	40	68	22	188	3.3
Three-point FG: 4-13 (.308)																		



FORMER PLAYER STATS

DAVIS, RICKY										COLLEGE: IOWA '98				NO: 31		POS: G		HT: 6-7		BIRTHDATE: SEPT. 23, 1979			
ACQUIRED: From Boston with Marcus Banks, Mark Blount, Justin Reed and two future second-round picks for Wally Szczerbiak, Michael Olowokandi, Dwayne Jones and a future first-round pick on Jan. 26, 2006.																							
DEPARTED: Traded to Miami along with Mark Blount in exchange for Antoine Walker, Michael Doleac, Wayne Simien, a future first-round pick and cash considerations on Oct. 24, 2007.																							
YEAR	G-GS	MIN	FG	FGA	PCT	FT	FTA	PCT	OR	DR	TOT	A	PF-D	STL	TO	BLK	PTS	AVG					
05-06	36-36	1460	255	595	.429	146	181	.807	25	139	164	173	99-1	42	98	8	689	19.1					
06-07	81-81	3022	506	1089	.465	239	285	.839	54	261	315	385	189-1	80	210	23	1374	17.0					
Three-point FG: 05-06, 33-117 (.282); 06-07, 123-310 (.397). Total, 156-427 (.365)																							
DAY, TODD										COLLEGE: ARKANSAS '92				NO: 11		POS: G/F		HT: 6-7		BIRTHDATE: JAN. 7, 1970			
ACQUIRED: Signed as a free agent on Oct. 3, 2000.																							
DEPARTED: Released on Feb. 27, 2001.																							
YEAR	G-GS	MIN	FG	FGA	PCT	FT	FTA	PCT	OR	DR	TOT	A	PF-D	STL	TO	BLK	PTS	AVG					
00-01	31-0	345	44	118	.373	18	23	.783	10	27	37	28	52-0	10	24	7	132	4.3					
Three-point FG: 26-69 (.377)																							
DOLEAC, MICHAEL										COLLEGE: UTAH '98				NO: 51		POS: C		HT: 6-11		BIRTHDATE: JUNE 15, 1977			
ACQUIRED: From Miami with Antoine Walker, Wayne Simien, a future first-round draft pick and cash considerations for Mark Blount and Ricky Davis on Oct. 24, 2007.																							
DEPARTED: Unrestricted free agent on July. 1, 2008.																							
YEAR	G-GS	MIN	FG	FGA	PCT	FT	FTA	PCT	OR	DR	TOT	A	PF-D	STL	TO	BLK	PTS	AVG					
07-08	24-8	257	28	63	.444	1	2	.500	16	33	49	7	44-0	10	12	10	57	2.4					
DURHAM, PAT										COLLEGE: COLORADO STATE '89				NO: 30		POS: G/F		HT: 6-7		BIRTHDATE: MARCH 10, 1967			
ACQUIRED: Signed as a free agent on Nov. 24, 1994.																							
DEPARTED: Unrestricted free agent on July 1, 1995.																							
YEAR	G-GS	MIN	FG	FGA	PCT	FT	FTA	PCT	OR	DR	TOT	A	PF-D	STL	TO	BLK	PTS	AVG					
94-95	59-2	852	117	237	.494	63	96	.656	37	57	94	53	114-0	36	45	32	302	5.3					
Three-point FG: 5-26 (.192)																							
DUPREE, RONALD										COLLEGE: LOUISIANA STATE '03				NO: 12		POS: F		HT: 6-7		BIRTHDATE: JAN. 26, 1981			
ACQUIRED: From Detroit for a future second-round pick on Oct. 31, 2005.																							
DEPARTED: Unrestricted free agent on July 1, 2006.																							
YEAR	G-GS	MIN	FG	FGA	PCT	FT	FTA	PCT	OR	DR	TOT	A	PF-D	STL	TO	BLK	PTS	AVG					
05-06	36-0	265	33	63	.524	14	41	.341	21	28	49	14	44-1	12	14	0	80	2.2					
Three-point FG: 0-1 (.000)																							
EBI, NDUDI										HIGH SCHOOL: WESTBURY CHRISTIAN				NO: 44		POS: F		HT: 6-9		BIRTHDATE: JUNE 18, 1984			
ACQUIRED: 2003 NBA Draft (1st Round/26th overall).																							
DEPARTED: Released on Oct. 31, 2005.																							
YEAR	G-GS	MIN	FG	FGA	PCT	FT	FTA	PCT	OR	DR	TOT	A	PF-D	STL	TO	BLK	PTS	AVG					
03-04	17-0	32	6	14	.429	1	4	.250	2	1	3	3	6-0	0	3	4	13	0.8					
04-05	2-0	54	11	21	.524	5	9	.556	6	10	16	1	7-0	1	3	1	27	13.5					
TOTAL	19-0	86	17	35	.486	6	13	.462	8	11	19	4	13-0	1	6	5	40	2.1					
Three-point FG: 04-05, 0-1 (.000). Total, 0-1 (.000)																							
EISLEY, HOWARD										COLLEGE: BOSTON COLLEGE '94				NO: 10		POS: G		HT: 6-3		BIRTHDATE: DEC. 4, 1972			
ACQUIRED: 1994 NBA Draft (2nd Round/30th overall).																							
DEPARTED: Released on Feb. 13, 1995.																							
YEAR	G-GS	MIN	FG	FGA	PCT	FT	FTA	PCT	OR	DR	TOT	A	PF-D	STL	TO	BLK	PTS	AVG					
94-95	34-4	496	37	105	.352	31	40	.775	10	32	42	77	78-0	18	42	5	113	3.3					
Three-point FG: 8-32 (.250)																							
ELLINGTON, WAYNE										COLLEGE: NORTH CAROLINA '09				NO: 22		POS: G		HT: 6-4		BIRTHDATE: NOV. 29, 1987			
ACQUIRED: 2009 NBA Draft.																							
DEPARTED: Traded to the Memphis Grizzlies on July 24, 2012 in exchange for Dante Cunningham																							
YEAR	G-GS	MIN	FG	FGA	PCT	FT	FTA	PCT	OR	DR	TOT	A	PF-D	STL	TO	BLK	PTS	AVG					
09-10	76-1	1384	190	448	.424	61	70	.871	33	126	159	74	72-1	20	74	5	505	6.6					
10-11	62-8	1181	160	397	.403	42	53	.792	26	82	108	72	85-1	28	53	3	410	6.6					
11-12	51-4	973	122	302	.404	32	40	.800	14	85	99	33	56-0	26	26	10	311	6.1					
TOTAL	189-13	3538	472	1147	.412	135	163	.828	73	293	366	179	213-2	74	153	18	1226	6.5					
Three-point FG: 09-10, 64-162 (.395); 10-11, 48-121 (.397); 11-12, 35-108 (.324). Total: 147-391 (.376)																							



FORMER PLAYER STATS

ELLIS, LAPHONSO			COLLEGE: NOTRE DAME '92					NO: 3		POS: F		HT: 6-8		BIRTHDATE: MAY 5, 1970					
ACQUIRED: Signed as a free agent on Oct. 4, 2000.																			
DEPARTED: Unrestricted free agent on July 1, 2001.																			
YEAR	G-GS	MIN	FG	FGA	PCT	FT	FTA	PCT	OR	DR	TOT	A	PF-D	STL	TO	BLK	PTS	AVG	
00-01	82-5	1948	298	642	.464	169	214	.790	199	295	494	93	290-7	67	108	74	772	9.4	
Three-point FG: 7-22 (.318)																			
Playoffs																			
YEAR	G-GS	MIN	FG	FGA	PCT	FT	FTA	PCT	OR	DR	TOT	A	PF-D	STL	TO	BLK	PTS	AVG	
00-01	4-0	77	9	23	.391	6	8	.750	7	7	14	0	13-0	1	5	3	24	6.0	
Three-point FG: 0-1 (.000)																			
EVANS, BRIAN			COLLEGE: INDIANA '92					NO: 11		POS: F		HT: 6-8		BIRTHDATE: SEPT. 13, 1973					
ACQUIRED: From New Jersey with Terrell Brandon (from Milwaukee) in a three-team trade for Stephon Marbury, Chris Carr, Bill Curley (to New Jersey) and Paul Grant (to Milwaukee) on March 11, 1999.																			
DEPARTED: Released on March 26, 1999.																			
YEAR	G-GS	MIN	FG	FGA	PCT	FT	FTA	PCT	OR	DR	TOT	A	PF-D	STL	TO	BLK	PTS	AVG	
98-99	5-0	24	2	10	.200	0	0	---	2	0	2	1	1-0	2	0	0	4	0.8	
Three-point FG: 0-1 (.000)																			
EVANS, MAURICE			COLLEGE: TEXAS '01					NO: 1		POS: G		HT: 6-5		BIRTHDATE: NOV. 8, 1978					
ACQUIRED: Signed as a free agent on July 23, 2001.																			
DEPARTED: Released on Oct. 24, 2002.																			
YEAR	G-GS	MIN	FG	FGA	PCT	FT	FTA	PCT	OR	DR	TOT	A	PF-D	STL	TO	BLK	PTS	AVG	
01-02	10-0	45	9	19	.474	3	4	.750	3	1	4	4	9-0	0	2	0	21	2.1	
Three-point FG: 0-3 (.000)																			
FLYNN, JONNY			COLLEGE: SYRACUSE '09					NO: 10		POS: G		HT: 6-0		BIRTHDATE: FEB. 6, 1989					
ACQUIRED: 2009 NBA Draft (1st Round/6th overall).																			
DEPARTED: Traded to Houston with the draft rights to Donatas Motiejunas and a future second-round pick for Brad Miller, the draft rights to Nikola Mirotic and Chandler Parsons and a future first-round pick on June 24, 2011.																			
YEAR	G-GS	MIN	FG	FGA	PCT	FT	FTA	PCT	OR	DR	TOT	A	PF-D	STL	TO	BLK	PTS	AVG	
09-10	81-81	2339	397	952	.417	223	270	.826	24	167	191	356	98-0	82	233	2	1094	13.5	
10-11	53-8	983	108	296	.365	32	42	.762	12	65	77	182	58-0	34	113	3	279	5.3	
TOTAL	134-89	3322	505	1248	.405	255	312	.817	36	232	268	538	156-0	116	346	5	1373	10.2	
Three-point FG: 09-10, 77-215 (.346); 10-11, 31-100 (.310). Total, 108-315 (.343)																			
FOSTER, GREG			COLLEGE: TEXAS-EL PASO '90					NO: 44		POS: F		HT: 6-11		BIRTHDATE: OCT. 3, 1968					
ACQUIRED: Signed as a free agent on Dec. 16, 1994.																			
DEPARTED: Unrestricted free agent on July 1, 1995.																			
YEAR	G-GS	MIN	FG	FGA	PCT	FT	FTA	PCT	OR	DR	TOT	A	PF-D	STL	TO	BLK	PTS	AVG	
94-95	61-0	845	109	232	.470	56	80	.700	67	138	205	23	129-0	13	54	20	281	4.6	
Three-point FG: 7-23 (.304)																			
FOYE, RANDY			COLLEGE: VILLANOVA '06					NO: 4		POS: G		HT: 6-4		BIRTHDATE: SEPT. 24, 1983					
ACQUIRED: From Portland in exchange for the draft rights to Brandon Roy on June 28, 2006.																			
DEPARTED: Traded to Washington with Mike Miller for Oleksiy Pecherov, Darius Songaila and Etan Thomas on June 24, 2009.																			
YEAR	G-GS	MIN	FG	FGA	PCT	FT	FTA	PCT	OR	DR	TOT	A	PF-D	STL	TO	BLK	PTS	AVG	
06-07	82-12	1879	300	691	.434	164	192	.854	49	169	218	232	184-1	53	152	21	832	10.1	
07-08	39-31	1259	198	462	.429	53	65	.815	13	115	128	164	102-1	36	79	3	510	13.1	
08-09	70-61	2494	399	981	.407	230	272	.846	34	180	214	303	201-3	72	150	26	1139	16.3	
TOTAL	191-104	5632	897	2134	.420	447	529	.845	96	464	560	699	487-5	161	381	50	2481	13.0	
Three-point FG: 06-07, 68-185 (.368); 07-08, 61-148 (.412); 08-09, 111-308 (.360). Total, 240-641 (.374)																			
FRAHM, RICHIE			COLLEGE: GONZAGA '00					NO: 24		POS: G		HT: 6-3		BIRTHDATE: AUG. 14, 1977					
ACQUIRED: Signed as a free agent on Sept. 25, 2005.																			
DEPARTED: Released on March 16, 2006.																			
YEAR	G-GS	MIN	FG	FGA	PCT	FT	FTA	PCT	OR	DR	TOT	A	PF-D	STL	TO	BLK	PTS	AVG	
05-06	25-0	225	24	65	.369	3	5	.600	3	20	23	15	22-0	3	4	2	66	2.6	
Three-point FG: 15-48 (.313)																			
FRANK, TELLIS			COLLEGE: WESTERN KENTUCKY '87					NO: 32/30		POS: F		HT: 6-10		BIRTHDATE: APRIL 26, 1965					
ACQUIRED: Signed as a free agent on Oct. 4, 1991 ; Signed as a free agent on Aug. 30, 1993.																			
DEPARTED: Released on Nov. 29, 1991 ; Unrestricted free agent on July 1, 1994.																			
YEAR	G-GS	MIN	FG	FGA	PCT	FT	FTA	PCT	OR	DR	TOT	A	PF-D	STL	TO	BLK	PTS	AVG	
91-92	10-0	140	18	33	.545	10	15	.667	8	18	26	8	24-0	5	5	4	46	4.6	
93-94	67-11	959	67	167	.419	54	76	.711	83	157	240	57	163-1	35	49	35	188	2.8	
TOTAL	77-11	1099	85	200	.425	64	91	.703	91	175	266	65	187-1	40	54	39	234	3.0	
Three-point FG: 93-94, 0-2 (.000)																			



FORMER PLAYER STATS

GAINES, SUNDIATA			COLLEGE: GEORGIA '08					NO: 1		POS: G		HT: 6-1		BIRTHDATE: APRIL 18, 1986					
ACQUIRED: Signed as a free agent on Nov. 12, 2010.																			
DEPARTED: Waived on Jan. 4, 2011.																			
YEAR	G-GS	MIN	FG	FGA	PCT	FT	FTA	PCT	OR	DR	TOT	A	PF-D	STL	TO	BLK	PTS	AVG	
10-11	8-0	65	7	22	.318	5	10	.500	1	5	6	6	4-0	3	6	0	21	2.6	
Three-point FG: 2-6 (.333)																			

GARLAND, WINSTON			COLLEGE: SW MISSOURI STATE '87					NO: 22		POS: G		HT: 6-3		BIRTHDATE: DEC. 19, 1964					
ACQUIRED: Signed as a free agent on Nov. 11, 1994.																			
DEPARTED: Unrestricted free agent on July 1, 1995.																			
YEAR	G-GS	MIN	FG	FGA	PCT	FT	FTA	PCT	OR	DR	TOT	A	PF-D	STL	TO	BLK	PTS	AVG	
94-95	73-58	1931	170	410	.415	89	112	.795	48	120	168	318	184-1	71	105	13	448	6.1	
Three-point FG: 19-75 (.253)																			

GARNETT, KEVIN			HIGH SCHOOL: FARRAGUT ACADEMY '95					NO: 21		POS: F		HT: 6-11		BIRTHDATE: MAY 19, 1976					
ACQUIRED: 1995 NBA Draft (1st Round/5th Overall)																			
DEPARTED: Traded to Boston for Al Jefferson, Gerald Green, Ryan Gomes, Theo Ratliff, Sebastian Telfair and two first round picks on July 31, 2007.																			
YEAR	G-GS	MIN	FG	FGA	PCT	FT	FTA	PCT	OR	DR	TOT	A	PF-D	STL	TO	BLK	PTS	AVG	
95-96	80-43	2293	361	735	.491	105	149	.705	175	326	501	145	189-2	86	110	131	835	10.4	
96-97	77-77	2995	549	1100	.499	205	272	.754	190	428	618	236	199-2	105	175	163	1309	17.0	
97-98	82-82	3222	635	1293	.491	245	332	.738	222	564	786	348	224-1	139	192	150	1518	18.5	
98-99	47-47	1780	414	900	.460	145	206	.704	166	323	489	202	152-5	78	135	83	977	20.8	
99-00	81-81	3243	759	1526	.497	309	404	.765	223	733	956	401	205-1	120	268	126	1857	22.9	
00-01	81-81	3202	704	1475	.477	357	467	.764	219	702	921	401	204-0	111	230	145	1784	22.0	
01-02	81-81	3175	659	1401	.470	359	448	.801	243	738	981	422	184-0	96	229	126	1714	21.2	
02-03	82-82	3321	743	1481	.502	377	502	.751	244	858	1102	495	199-0	113	229	129	1883	23.0	
03-04	82-82	3231	804	1611	.499	368	465	.791	245	894	1139	409	202-1	120	212	178	1987	24.2	
04-05	82-82	3121	683	1360	.502	445	549	.811	247	861	1108	466	207-0	121	222	112	1817	22.2	
05-06	76-76	2957	626	1191	.526	396	489	.810	214	752	966	308	206-3	104	180	107	1656	21.8	
06-07	76-76	2995	638	1341	.476	416	498	.835	183	792	975	313	184-2	89	205	126	1704	22.4	
TOTAL	927-890	35536	7575	15414	.491	3727	4781	.780	2571	7971	10542	4146	2355-17	1282	2387	1576	19041	20.5	
Three-point FG: 95-96, 8-28 (.286); 96-97, 6-21 (.286); 97-98, 3-16 (.188); 98-99, 4-14 (.286); 99-00, 30-81 (.370); 00-01, 19-66 (.288); 01-02, 37-116 (.319); 02-03, 20-71 (.282); 03-04, 11-43 (.256); 04-05, 6-25 (.240); 05-06, 8-30 (.267); 06-07, 12-56 (.214). Total, 164-567 (.289)																			

Playoffs

YEAR	G-GS	MIN	FG	FGA	PCT	FT	FTA	PCT	OR	DR	TOT	A	PF-D	STL	TO	BLK	PTS	AVG	
96-97	3-3	125	24	51	.471	3	3	1.000	14	14	28	11	6-0	4	4	3	52	17.3	
97-98	5-5	194	36	75	.480	7	9	.778	17	31	48	20	17-0	4	22	12	79	15.8	
98-99	4-4	170	35	79	.443	17	23	.739	16	32	48	15	10-0	7	13	8	87	21.8	
99-00	4-4	171	30	78	.385	13	16	.813	13	30	43	35	12-0	5	11	3	75	18.8	
00-01	4-4	165	27	58	.466	30	36	.833	10	38	48	17	13-0	4	6	6	84	21.0	
01-02	3-3	130	24	56	.429	23	32	.719	16	40	56	15	11-0	5	12	5	72	24.0	
02-03	6-6	265	71	138	.514	17	28	.607	11	83	94	31	23-1	10	18	10	162	27.0	
03-04	18-18	783	168	372	.452	97	125	.776	39	224	263	92	57-2	24	75	41	438	24.3	
TOTAL	47-47	2003	415	907	.458	207	272	.761	136	492	628	236	149-3	63	161	88	1049	22.3	
Three-point FG: 96-97, 1-1 (1.000); 97-98, 0-0 (---); 98-99, 0-2 (.000); 99-00, 2-3 (.667); 00-01, 0-3 (.000); 01-02, 1-2 (.500); 02-03, 3-9 (.333); 03-04, 5-16 (.313). Total, 12-36 (.333)																			

GARRETT, DEAN			COLLEGE: INDIANA '88				NO: 22		POS: C		HT: 6-11		BIRTHDATE: NOV. 27, 1966					
ACQUIRED: From Denver with Bobby Jackson in a three-team trade that also included Toronto. Sent Micheal Williams, the rights to Zeljko Rebraca, and a future first round pick to the Raptors on Jan. 21, 1999.																		
DEPARTED: Traded to Golden State with a second-round pick in the 2007 NBA Draft for Marc Jackson on Feb. 21, 2002.																		
YEAR	G-GS	MIN	FG	FGA	PCT	FT	FTA	PCT	OR	DR	TOT	A	PF-D	STL	TO	BLK	PTS	AVG
96-97	68-47	1665	223	389	.573	96	138	.696	149	346	495	38	158-1	40	34	95	542	8.0
98-99	49-37	1054	116	231	.502	38	51	.745	99	158	257	28	113-0	30	29	45	270	5.5
99-00	56-23	604	48	108	.444	18	26	.692	41	99	140	19	94-1	8	21	40	114	2.0
00-01	70-21	831	75	156	.481	27	39	.692	65	152	217	24	93-0	26	25	49	177	2.5
01-02	29-0	152	14	40	.350	0	3	.000	13	34	47	4	26-0	5	7	9	28	1.0
TOTAL	272-128	4306	476	924	.515	179	257	.696	367	789	1156	113	484-2	109	116	238	1131	4.2

Playoffs

YEAR	G-GS	MIN	FG	FGA	PCT	FT	FTA	PCT	OR	DR	TOT	A	PF-D	STL	TO	BLK	PTS	AVG	
96-97	3-3	118	15	29	.517	8	10	.800	19	16	35	4	11-0	2	1	3	38	12.7	
98-99	4-3	92	10	18	.556	2	5	.400	9	7	16	5	16-1	2	2	3	22	5.5	
99-00	3-0	16	1	2	.500	1	2	.500	1	1	2	0	2-0	0	0	1	3	1.0	
00-01	3-2	41	4	12	.333	5	6	.833	2	7	9	0	6-0	1	0	1	13	4.3	
TOTAL	13-8	267	30	61	.492	16	23	.696	31	31	62	9	35-1	5	3	8	76	5.8	



FORMER PLAYER STATS

GARRICK, TOM			COLLEGE: RHODE ISLAND '88			NO: 22		POS: G		HT: 6-2		BIRTHDATE: JULY 7, 1966							
ACQUIRED: Signed as a free agent on Dec. 16, 1991.																			
DEPARTED: Released on March 6, 1992.																			
YEAR	G-GS	MIN	FG	FGA	PCT	FT	FTA	PCT	OR	DR	TOT	A	PF-D	STL	TO	BLK	PTS	AVG	
91-92	15-0	112	11	33	.333	6	8	.750	2	7	9	18	14-0	7	10	3	29	1.9	
Three-point FG: 1-2 (.500)																			

GELABALE, MICKAEAL			COLLEGE: FRANCE '05				NO: 15		POS: F		HT: 6-7		BIRTHDATE: MAY 22, 1983					
ACQUIRED: Signed as a free agent on Jan. 19, 2013																		
DEPARTED: Waived on July 7, 2013.																		
YEAR	G-GS	MIN	FG	FGA	PCT	FT	FTA	PCT	OR	DR	TOT	A	PF-D	STL	TO	BLK	PTS	AVG
12-13	36-13	644	72	139	.518	21	24	.875	32	67	99	26	47	16	16	4	181	5.0
Three-point FG: 16-52 (.308)																		

GILL, KENDALL			COLLEGE: ILLINOIS '90					NO: 9		POS: F/G		HT: 6-5		BIRTHDATE: MAY 25, 1968					
ACQUIRED: Signed as a free agent on Sept. 25, 2002.																			
DEPARTED: Unrestricted free agent on July 1, 2003.																			
YEAR	G-GS	MIN	FG	FGA	PCT	FT	FTA	PCT	OR	DR	TOT	A	PF-D	STL	TO	BLK	PTS	AVG	
02-03	82-34	2068	286	677	.422	123	161	.764	51	197	248	156	176-2	78	108	15	714	8.7	
Three-point FG: 19-59 (.322)																			

Playoffs																			
YEAR	G-GS	MIN	FG	FGA	PCT	FT	FTA	PCT	OR	DR	TOT	A	PF-D	STL	TO	BLK	PTS	AVG	
02-03	6-0	118	10	27	.370	9	14	.643	6	7	13	7	12-1	4	4	1	31	5.2	
Three-point FG: 2-4 (.500)																			

GLASS, GERALD			COLLEGE: MISSISSIPPI '90				NO: 22/4		POS: G/F		HT: 6-6		BIRTHDATE: NOV. 12, 1967					
ACQUIRED: 1990 NBA Draft (1st Round/20th overall).																		
DEPARTED: Traded to Detroit with Mark Randall for Lance Blanks, Brad Sellers and a future second-round draft pick on Nov. 15, 1992.																		
YEAR	G-GS	MIN	FG	FGA	PCT	FT	FTA	PCT	OR	DR	TOT	A	PF-D	STL	TO	BLK	PTS	AVG
90-91	51-3	606	149	340	.438	52	76	.684	54	48	102	42	76-2	28	41	9	352	6.9
91-92	75-41	1822	383	871	.440	77	125	.616	107	153	260	175	171-0	66	103	30	859	11.5
92-93	4-0	71	8	27	.296	4	6	.667	1	2	3	9	6-0	3	5	0	20	5.0
TOTAL	130-44	2499	540	1238	.436	133	207	.643	162	203	365	226	253-2	97	149	39	1231	9.5
Three-point FG: 90-91, 2-17 (.118); 91-92, 16-54 (.296); 92-93, 0-2 (.000). Total, 18-73 (.247)																		

GODFREAD, DAN			COLLEGE: EVANSVILLE '90			NO: 52		POS: F		HT: 6-10		BIRTHDATE: JUNE 14, 1967							
ACQUIRED: Signed as a free agent on Dec. 29, 1990.																			
DEPARTED: Released on Oct. 28, 1991.																			
YEAR	G-GS	MIN	FG	FGA	PCT	FT	FTA	PCT	OR	DR	TOT	A	PF-D	STL	TO	BLK	PTS	AVG	
90-91	10-0	20	5	12	.417	3	4	.750	0	2	2	0	5-0	1	0	4	13	1.3	
Three-point FG: 0-1 (.000)																			

GOLDWIRE, ANTHONY			COLLEGE: HOUSTON '94					NO: 5		POS: G		HT: 6-1		BIRTHDATE: SEPT. 6, 1971					
ACQUIRED: Signed as a free agent on Jan. 7, 2004.																			
DEPARTED: Waived on Jan. 26, 2004.																			
YEAR	G-GS	MIN	FG	FGA	PCT	FT	FTA	PCT	OR	DR	TOT	A	PF-D	STL	TO	BLK	PTS	AVG	
03-04	5-0	66	5	14	.357	1	1	1.000	1	5	6	10	5-0	3	2	0	13	2.6	
Three-point FG: 2-6 (.333)																			

GOMES, RYAN			COLLEGE: PROVIDENCE '05				NO: 8		POS: F			HT: 6-7		BIRTHDATE: SEPT. 1, 1982				
ACQUIRED: From Boston with Gerald Green, Al Jefferson, Theo Ratliff, Sebastian Telfair and two future first-round picks for Kevin Garnett on July 31, 2007.																		
DEPARTED: Traded to Portland with the draft rights to Luke Babbitt for Martell Webster on June 24, 2010.																		
YEAR	G-GS	MIN	FG	FGA	PCT	FT	FTA	PCT	OR	DR	TOT	A	PF-D	STL	TO	BLK	PTS	AVG
07-08	82-74	2434	392	857	.457	190	229	.830	133	342	475	145	154-0	65	96	10	1033	12.6
08-09	82-76	2614	420	974	.431	146	181	.807	106	286	392	135	183-1	63	128	22	1092	13.3
09-10	76-64	2210	327	732	.447	104	126	.825	76	272	348	124	155-0	62	95	16	832	10.9
TOTAL	240-214	7258	1139	2563	.444	440	536	.821	315	900	1215	404	492-1	190	319	48	2957	12.3
Three-point FG: 07-08, 59-179 (.330); 08-09, 106-285 (.372); 09-10, 74-199 (.372). Total 239-663, (.360)																		

GRANT, PAUL			COLLEGE: WISCONSIN '97					NO: 40		POS: C		HT: 7-0		BIRTHDATE: JAN. 6, 1974				
ACQUIRED: 1997 NBA Draft (1st Round/20th overall).																		
DEPARTED: Traded to Milwaukee in a three-team trade with Stephon Marbury, Chris Carr and Bill Curley (to New Jersey) for Terrell Brandon and Brian Evans on March 11, 1999.																		
YEAR	G-GS	MIN	FG	FGA	PCT	FT	FTA	PCT	OR	DR	TOT	A	PF-D	STL	TO	BLK	PTS	AVG
98-99	4-0	8	1	4	.250	0	0	---	1	0	1	0	4-0	0	1	0	2	0.5



FORMER PLAYER STATS

GREEN, GERALD

HIGH SCHOOL: GULF SHORES ACADEMY

NO: 15

POS: F

HT: 6-8

BIRTHDATE: JAN. 26, 1986

ACQUIRED: From Boston with Al Jefferson, Ryan Gomes, Theo Ratliff, Sebastian Telfair and two future first-round picks for Kevin Garnett on July 31, 2007.

DEPARTED: Traded to Houston for Kirk Snyder, a future second-round pick and cash considerations on Feb. 21, 2008

YEAR	G-GS	MIN	FG	FGA	PCT	FT	FTA	PCT	OR	DR	TOT	A	PF-D	STL	TO	BLK	PTS	AVG
07-08	29-0	358	49	148	.331	34	41	.829	11	51	62	29	43-0	8	32	4	147	5.1
Three-point FG: 15-39 (.385)																		

GRIFFIN, EDDIE

COLLEGE: SETON HALL '01

NO: 41

POS: F

HT: 6-10

BIRTHDATE: MAY 30, 1982

ACQUIRED: Signed as a free agent on October 5, 2004.

DEPARTED: Released on March 13, 2007.

YEAR	G-GS	MIN	FG	FGA	PCT	FT	FTA	PCT	OR	DR	TOT	A	PF-D	STL	TO	BLK	PTS	AVG
04-05	70-0	1492	202	522	.387	56	78	.718	128	325	453	53	120-1	23	55	118	527	7.5
05-06	70-27	1359	130	370	.351	44	74	.595	107	282	389	40	125-0	13	43	148	320	4.6
06-07	13-0	92	7	27	.259	4	5	.800	7	18	25	4	8-0	0	6	7	18	1.4
TOTAL	153-27	2943	339	919	.369	104	157	.662	242	625	867	97	253-1	36	104	273	865	5.7
Three-point FG: 04-05, 67-204 (.328); 05-06, 16-82 (.195); 06-07, 0-1 (.000). TOTAL, 83-287 (.289)																		

GUGLIOTTA, TOM

COLLEGE: NORTH CAROLINA STATE '92

NO: 24

POS: F

HT: 6-10

BIRTHDATE: DEC. 19, 1969

ACQUIRED: From Golden State for Donyell Marshall on Feb. 18, 1995.

DEPARTED: Unrestricted free agent on July 1, 1998.

YEAR	G-GS	MIN	FG	FGA	PCT	FT	FTA	PCT	OR	DR	TOT	A	PF-D	STL	TO	BLK	PTS	AVG
94-95	31-17	1018	162	357	.454	93	122	.762	49	173	222	139	86-0	61	81	28	445	14.4
95-96	78-78	2835	473	1004	.471	289	374	.773	176	514	690	238	265-1	139	234	96	1261	16.2
96-97	81-81	3131	592	1339	.442	464	566	.820	187	515	702	335	237-3	130	293	89	1672	20.6
97-98	41-41	1582	319	635	.502	183	223	.821	106	250	356	167	102-0	61	109	22	823	20.1
TOTAL	231-217	8566	1546	3335	.464	1029	1285	.801	518	1452	1970	879	690-4	391	717	235	4201	18.2
Three-point FG: 94-95, 28-88 (.318); 95-96, 26-86 (.302); 96-97, 24-93 (.258); 97-98, 2-17 (.118). Total, 80-284 (.282)																		

Playoffs

YEAR	G-GS	MIN	FG	FGA	PCT	FT	FTA	PCT	OR	DR	TOT	A	PF-D	STL	TO	BLK	PTS	AVG
96-97	3-3	121	23	52	.442	6	10	.600	2	14	16	13	13-0	7	6	2	55	18.3
Three-point FG: 3-4 (.750)																		

GUIBERT, ANDRES

HIGH SCHOOL: MANUEL FAJARDO (CUBA)

NO: 51

POS: F

HT: 6-10

BIRTHDATE: OCT. 28, 1968

ACQUIRED: Signed as a free agent on April 13, 1994.

DEPARTED: Selected in 1995 Expansion Draft by Toronto on June 24, 1995.

YEAR	G-GS	MIN	FG	FGA	PCT	FT	FTA	PCT	OR	DR	TOT	A	PF-D	STL	TO	BLK	PTS	AVG
93-94	5-0	33	6	20	.300	3	6	.500	10	6	16	2	6-0	0	6	1	15	3.0
94-95	17-0	167	16	47	.340	13	19	.684	16	29	45	10	29-0	8	12	1	45	2.6
TOTAL	22-0	200	22	67	.328	16	25	.640	26	35	61	12	35-0	8	18	2	60	2.7
Three-point FG: 94-95, 0-4 (.000). Total, 0-4 (.000)																		

HAMMONDS, TOM

COLLEGE: GEORGIA TECH '89

NO: 20

POS: F

HT: 6-9

BIRTHDATE: MARCH 27, 1967

ACQUIRED: Signed as a free agent on Nov. 25, 1997.

DEPARTED: Retired on Oct. 2, 2001.

YEAR	G-GS	MIN	FG	FGA	PCT	FT	FTA	PCT	OR	DR	TOT	A	PF-D	STL	TO	BLK	PTS	AVG
97-98	57-2	1140	127	246	.516	92	132	.697	100	171	271	36	127-1	15	48	17	346	6.1
98-99	49-0	716	82	179	.458	48	75	.640	54	82	136	20	88-1	8	32	7	212	4.3
99-00	56-0	372	42	97	.433	33	56	.589	34	67	101	10	55-0	8	21	3	117	2.1
00-01	7-0	30	3	10	.300	1	2	.500	2	2	4	1	8-1	0	3	0	7	1.0
TOTAL	169-2	2258	254	532	.477	174	265	.657	186	322	508	67	278-3	31	104	27	682	4.0
Three-point FG: 97-98, 0-1 (.000)																		

Playoffs

YEAR	G-GS	MIN	FG	FGA	PCT	FT	FTA	PCT	OR	DR	TOT	A	PF-D	STL	TO	BLK	PTS	AVG
97-98	5-1	113	12	28	.429	12	16	.750	10	12	22	2	18-0	0	4	1	36	7.2
98-99	4-0	18	0	0	----	4	4	1.000	0	2	2	0	4-0	0	4	0	4	1.0
99-00	1-0	2	0	0	----	0	0	----	0	0	0	0	0-0	0	0	0	0	0.0
TOTAL	10-1	133	12	28	.429	16	20	.800	10	20	24	2	22-0	2	8	1	40	4.0

HART, JASON

COLLEGE: SYRACUSE '00

NO: 6

POS: G

HT: 6-3

BIRTHDATE: APRIL 29, 1978

ACQUIRED: Signed as a free agent on Sept. 28, 2009.

DEPARTED: Traded to Phoenix for Alando Tucker, a future second-round pick and cash considerations on Dec. 29, 2009.

YEAR	G-GS	MIN	FG	FGA	PCT	FT	FTA	PCT	OR	DR	TOT	A	PF-D	STL	TO	BLK	PTS	AVG
09-10	1-0	5	0	1	.000	0	0	---	0	0	0	1	0-0	1	0	0	0	0.0



FORMER PLAYER STATS

HASSELL, TRENTON			COLLEGE: AUSTIN PEAY '01				NO: 23		POS: G		HT: 6-5		BIRTHDATE: MARCH 4, 1979					
ACQUIRED: Signed as a free agent on Oct. 29, 2003.																		
DEPARTED: Traded to Dallas in exchange for Greg Buckner on Sept. 28, 2007.																		
YEAR	G-GS	MIN	FG	FGA	PCT	FT	FTA	PCT	OR	DR	TOT	A	PF-D	STL	TO	BLK	PTS	AVG
03-04	81-74	2264	177	381	.465	48	61	.787	68	189	257	133	200-1	36	46	54	406	5.0
04-05	82-51	2068	225	475	.474	90	114	.789	80	139	219	128	200-1	30	64	30	541	6.6
05-06	77-67	2514	286	616	.464	131	176	.744	82	134	216	203	201-3	43	124	29	710	9.2
06-07	76-68	2223	217	443	.490	72	92	.783	83	160	243	203	144-1	22	80	26	512	6.7
TOTAL	316-260	9069	905	1915	.473	341	443	.770	313	622	935	667	745-6	131	314	139	2169	6.9
Three-point FG: 03-04, 4-13 (.308); 04-05, 1-11 (.091); 05-06, 7-23 (.304); 06-07, 6-25 (.240). Total, 18-72 (.250)																		

Playoffs																			
YEAR	G-GS	MIN	FG	FGA	PCT	FT	FTA	PCT	OR	DR	TOT	A	PF-D	STL	TO	BLK	PTS	AVG	
03-04	18-18	472	62	119	.521	13	16	.813	21	23	44	27	42-0	10	16	7	138	7.7	
Three-point FG: 1-2 (.500)																			

HAYWARD, LAZAR			COLLEGE: MARQUETTE			NO: 32			POS: F			HT: 6-6			BIRTHDATE: NOV. 26, 1986				
Acquired: Via trade on June 24, 2010 from Washington ; Signed as a free agent on Jan. 8, 2013																			
Departed: Traded to Oklahoma City on Dec. 13 ; Waived on Jan. 18, 2013																			
YEAR	G-GS	MIN	FG	FGA	PCT	FT	FTA	PCT	OR	DR	TOT	A	PF-D	STL	TO	BLK	PTS	AVG	
10-11	42-0	419	55	154	.357	33	42	.786	23	47	70	28	44-0	12	19	7	160	3.8	
12-13	4-0	31	2	10	.200	6	6	1.000	0	4	4	3	3-0	2	0	0	10	2.5	
TOTAL	46-0	450	57	164	.348	39	48	.813	23	51	74	31	44-0	14	19	7	170	3.7	
Three-point FG: 10-11, 17-60 (.283); 12-13, 0-4 (.000). Total, 17-64 (.266)																			

HEAL, SHANE			HIGH SCHOOL: UPPER YARRA (AUSTRALIA)					NO: 10		POS: G		HT: 6-0		BIRTHDATE: SEPT. 6, 1970					
ACQUIRED: Signed as a free agent on Sept. 18, 1996.																			
DEPARTED: Released on Oct. 30, 1997.																			
YEAR	G-GS	MIN	FG	FGA	PCT	FT	FTA	PCT	OR	DR	TOT	A	PF-D	STL	TO	BLK	PTS	AVG	
96-97	43-0	236	26	97	.268	3	5	.600	2	16	18	33	20-0	3	17	3	75	1.7	
Three-point FG: 20-65 (.308)																			

Playoffs																			
YEAR	G-GS	MIN	FG	FGA	PCT	FT	FTA	PCT	OR	DR	TOT	A	PF-D	STL	TO	BLK	PTS	AVG	
96-97	2-0	3	2	2	1.000	0	0	----	0	0	0	1	0-0	0	0	0	2	3.0	
Three-point FG: 2-2 (1.000)																			

HOIBERG, FRED

COLLEGE: IOWA STATE '95

NO: 32

POS: G

HT: 6-5

BIRTHDATE: OCT. 15, 1972

ACQUIRED: Signed as a free agent on July 28, 2003.

DEPARTED: Released on Aug. 15, 2005.

YEAR	G-GS	MIN	FG	FGA	PCT	FT	FTA	PCT	OR	DR	TOT	A	PF-D	STL	TO	BLK	PTS	AVG
03-04	79-3	1804	178	383	.465	98	116	.845	21	247	268	109	136-0	66	44	10	530	6.7
04-05	76-0	1272	139	284	.489	89	102	.873	32	149	181	85	105-0	50	20	15	437	5.8
TOTAL	155-3	3076	317	667	.475	187	218	.858	53	396	449	194	141-0	116	64	25	967	6.2

Three-point FG: 03-04, 76-172 (.442); 04-05, 70-145 (.483). Total, 146-317 (.461)

Playoffs																			
YEAR	G-GS	MIN	FG	FGA	PCT	FT	FTA	PCT	OR	DR	TOT	A	PF-D	STL	TO	BLK	PTS	AVG	
03-04	18-0	438	39	86	.453	15	16	.938	9	57	66	23	29-0	16	8	0	115	6.4	
Three-point FG: 22-48 (.458)																			

HOLLINS, RYAN			COLLEGE: UCLA '06			NO: 1			POS: C			HT: 7-0			BIRTHDATE: OCT. 10, 1984				
ACQUIRED: Signed as a free agent on Aug. 10, 2009.																			
DEPARTED: Traded to Cleveland with Ramon Sessions and a future second-round pick for Sebastian Telfair and Delonte West on July 26, 2010.																			
YEAR	G-GS	MIN	FG	FGA	PCT	FT	FTA	PCT	OR	DR	TOT	A	PF-D	STL	TO	BLK	PTS	AVG	
09-10	73-27	1223	169	303	.558	109	158	.690	79	128	207	51	199-3	19	95	38	447	6.1	
Three-point 0-1 (.000)																			

HOWARD, JOSH

COLLEGE: WAKE FORREST '03

NO: 5

POS: F/G

HT: 6-7

BIRTHDATE: APRIL 28, 1980

ACQUIRED: Signed as a free agent on Nov. 16, 2012.

DEPARTED: Waived on Dec. 20, 2012.

YEAR	G-GS	MIN	FG	FGA	PCT	FT	FTA	PCT	OR	DR	TOT	A	PF-D	STL	TO	BLK	PTS	AVG
12-13	11-4	207	31	77	.403	7	12	.583	9	27	36	4	18-0	10	10	3	74	6.7

Three-point 5-16 (.313)



FORMER PLAYER STATS

HUDSON, TROY

COLLEGE: SOUTHERN ILLINOIS '97

NO: 16

POS: G

HT: 6-1

BIRTHDATE: MAR. 13, 1976

ACQUIRED: Signed as a free agent on Aug. 26, 2002.

DEPARTED: Released on Aug. 3, 2007.

YEAR	G-GS	MIN	FG	FGA	PCT	FT	FTA	PCT	OR	DR	TOT	A	PF-D	STL	TO	BLK	PTS	AVG
02-03	79-74	2600	409	956	.428	208	231	.900	42	141	183	452	160-1	60	182	7	1123	14.2
03-04	29-1	503	80	207	.386	27	33	.818	4	31	35	70	32-0	7	34	0	218	7.5
04-05	79-32	1729	266	664	.401	70	90	.778	19	86	105	283	121-0	27	113	6	691	8.7
05-06	36-0	800	127	333	.381	48	52	.923	8	36	44	106	55-0	12	40	4	342	9.5
06-07	34-6	554	74	195	.379	26	32	.813	8	40	48	73	23-0	14	40	2	202	5.9
TOTAL	257-113	6186	956	2355	.406	379	438	.865	81	334	415	984	391-1	120	409	19	2576	10.0

Three-point FG: 02-03, 97-266 (.365); 03-04, 31-77 (.403); 04-05, 89-258 (.345); 05-06, 40-101 (.396); 06-07, 28-80 (.350). Total, 285-782 (.365)

Playoffs

YEAR	G-GS	MIN	FG	FGA	PCT	FT	FTA	PCT	OR	DR	TOT	A	PF-D	STL	TO	BLK	PTS	AVG
02-03	6-6	221	44	106	.415	36	38	.947	1	11	12	33	5-0	8	16	0	141	23.5

Three-point FG: 17-39 (.436)

JACKSON, BOBBY

COLLEGE: MINNESOTA '97

NO: 24

POS: G

HT: 6-1

BIRTHDATE: MARCH 13, 1973

ACQUIRED: Acquired: From Denver with Dean Garrett in a three-team trade that also included Toronto. Sent Micheal Williams, the rights to Zeljko Rebraca, and a future first round pick to the Raptors on Jan. 21, 1999.

DEPARTED: Unrestricted free agent on July 1, 2000.

YEAR	G-GS	MIN	FG	FGA	PCT	FT	FTA	PCT	OR	DR	TOT	A	PF-D	STL	TO	BLK	PTS	AVG
98-99	50-0	941	310	791	.392	149	183	.259	78	224	302	317	75-0	39	75	3	353	7.1
99-00	73-10	1034	140	346	.405	76	98	.776	50	103	153	172	114-0	48	58	7	369	5.1
TOTAL	123-10	1975	450	1137	.396	225	281	.800	128	327	455	489	189	87	133	10	722	5.8

Three-point FG: 98-99, 10-27 (.370); 99-00, 13-46 (.283). Total, 23-73 (.315)

Playoffs

YEAR	G-GS	MIN	FG	FGA	PCT	FT	FTA	PCT	OR	DR	TOT	A	PF-D	STL	TO	BLK	PTS	AVG
98-99	4-0	27	2	10	.200	0	0	----	1	3	4	2	3-0	0	2	0	4	1.0
99-00	3-0	30	4	8	.500	6	6	1.000	0	5	5	4	4-0	2	2	1	15	5.0
TOTAL	7-0	57	6	18	.333	6	6	1.000	1	8	9	6	7-0	2	4	1	19	2.7

Three-point FG: 98-99, 0-3 (.000); 99-00, 1-3 (.333). Total, 1-6 (.167)

JACKSON, MARC

COLLEGE: TEMPLE '97

NO: 25

POS: F/C

HT: 6-10

BIRTHDATE: JAN. 16, 1975

ACQUIRED: From Golden State for Dean Garrett and a second-round pick in the 2007 NBA Draft on Feb. 21, 2002.

DEPARTED: Traded to Philadelphia with Terrell Brandon (to Atlanta) in a four-team trade for Latrell Sprewell on July 23, 2003.

YEAR	G-GS	MIN	FG	FGA	PCT	FT	FTA	PCT	OR	DR	TOT	A	PF-D	STL	TO	BLK	PTS	AVG
01-02	22-0	326	38	99	.384	26	32	.813	31	54	85	7	44-0	6	18	3	102	4.6
02-03	77-0	1041	153	349	.438	114	149	.765	86	139	225	37	137-0	24	59	30	421	5.5
TOTAL	99-0	1367	191	448	.426	140	181	.773	117	193	310	44	181-0	30	77	33	523	5.3

Three-point FG: 01-02, 0-1 (.000); 02-03, 1-1 (1.000). Total, 1-2 (.500)

Playoffs

YEAR	G-GS	MIN	FG	FGA	PCT	FT	FTA	PCT	OR	DR	TOT	A	PF-D	STL	TO	BLK	PTS	AVG
01-02	1-0	1	0	0	----	0	0	----	0	0	0	0	1-0	0	0	0	0	0.0
02-03	6-0	110	17	32	.531	16	19	.842	10	23	33	8	19-0	2	9	1	50	8.3
TOTAL	7-0	111	17	32	.531	16	19	.842	10	23	33	8	20-0	2	9	1	50	7.1

Three-point FG: 02-03, 0-1 (.000)

JACKSON, STANLEY

COLLEGE: ALABAMA-BIRMINGHAM '93

NO: 7

POS: G

HT: 6-3

BIRTHDATE: OCT. 14, 1970

ACQUIRED: Signed as a free agent on Aug. 30, 1993.

DEPARTED: Unrestricted free agent on July 1, 1994.

YEAR	G-GS	MIN	FG	FGA	PCT	FT	FTA	PCT	OR	DR	TOT	A	PF-D	STL	TO	BLK	PTS	AVG
93-94	17-0	92	17	33	.515	3	3	1.000	12	15	27	16	13-0	5	10	0	38	2.2

Three-point FG: 1-5 (.200)

JACOBSON, SAM

COLLEGE: MINNESOTA '98

NO: 9

POS: G/F

HT: 6-4

BIRTHDATE: JULY 22, 1975

ACQUIRED: Signed as a free agent on Oct. 17, 2000.

DEPARTED: Unrestricted free agent on July 1, 2001.

YEAR	G-GS	MIN	FG	FGA	PCT	FT	FTA	PCT	OR	DR	TOT	A	PF-D	STL	TO	BLK	PTS	AVG
00-01	14-0	59	9	18	.500	2	3	.667	3	3	6	4	19-0	3	0	0	20	1.4

JAMES, MIKE

COLLEGE: DUQUESNE '98

NO: 13

POS: G

HT: 6-2

BIRTHDATE: JUNE 23, 1975

ACQUIRED: Signed as a free agent on July 13, 2006.

DEPARTED: Traded to Houston with Justin Reed for Juwan Howard on June 14, 2007.

YEAR	G-GS	MIN	FG	FGA	PCT	FT	FTA	PCT	OR	DR	TOT	A	PF-D	STL	TO	BLK	PTS	AVG
06-07	82-65	2069	297	703	.422	154	184	.837	25	138	163	297	171-1	55	129	7	828	10.1

Three-point FG: 80-215 (.372)



FORMER PLAYER STATS

JARIC, MARKO

COLLEGE: SERBIA

NO: 55

POS: G

HT: 6-7

BIRTHDATE: OCT. 12, 1978

ACQUIRED: From the Los Angeles Clippers with Lionel Chalmers for Sam Cassell and a conditional first-round draft pick on Aug. 12, 2005.

DEPARTED: Traded to Memphis with Greg Buckner, Antoine Walker and the draft rights to O.J. Mayo for Brian Cardinal, Jason Collins, Mike Miller and the draft rights to Kevin Love on June 26, 2008.

YEAR	G-GS	MIN	FG	FGA	PCT	FT	FTA	PCT	OR	DR	TOT	A	PF-D	STL	TO	BLK	PTS	AVG
05-06	75-49	2102	226	566	.399	95	138	.688	60	173	233	293	189-3	108	127	21	587	7.8
06-07	70-13	1555	136	325	.418	67	88	.761	54	130	184	145	172-1	75	88	16	371	5.3
07-08	75-56	2189	227	528	.430	121	163	.742	38	184	222	311	180-1	97	128	32	621	8.3
TOTAL	220-118	5846	589	1419	.415	283	389	.728	152	487	639	749	541-5	280	343	69	1579	7.2

Three-point FG: 05-06, 40-133 (.301); 06-07, 32-85 (.376); 07-08, 46-127 (.362). Total 118-345, (.342)

JAWAI, NATHAN

COLLEGE: AUSTRALIA

NO: 15

POS: F

HT: 6-10

BIRTHDATE: OCT. 10, 1986

ACQUIRED: From Dallas for a future second-round pick on Oct. 20, 2009.

DEPARTED: Unrestricted free agent on July 1, 2010.

YEAR	G-GS	MIN	FG	FGA	PCT	FT	FTA	PCT	OR	DR	TOT	A	PF-D	STL	TO	BLK	PTS	AVG
09-10	39-2	412	49	111	.441	26	38	.684	49	55	104	24	58-0	10	27	9	124	3.2

Three-point FG: 0-1 (.000)

JEFFERS, OTHYUS

COLLEGE: ROBERT MORRIS UNIVERSITY '08

NO: 0

POS: G

HT: 6-5

BIRTHDATE: AUG. 5, 1985

ACQUIRED: Signed as a free agent on Apr. 8, 2014.

DEPARTED: Unrestricted free agent on July 1, 2014.

YEAR	G-GS	MIN	FG	FGA	PCT	FT	FTA	PCT	OR	DR	TOT	A	PF-D	STL	TO	BLK	PTS	AVG
13-14	2-0	13	0	1	.000	2	2	1.000	0	3	3	0	1-0	0	1	0	2	1.0

Three-point FG: 0-1 (.000)

JEFFERSON, AL

HIGH SCHOOL: PRENTISS HIGH SCHOOL '04

NO: 25

POS: F

HT: 6-10

BIRTHDATE: JAN. 4, 1985

ACQUIRED: From Boston with Ryan Gomes, Gerald Green, Theo Ratliff, Sebastian Telfair and two future first-round picks for Kevin Garnett on July 31, 2007.

DEPARTED: Traded to Utah for two future first-round picks and Kosta Koufos on July 14, 2010.

YEAR	G-GS	MIN	FG	FGA	PCT	FT	FTA	PCT	OR	DR	TOT	A	PF-D	STL	TO	BLK	PTS	AVG
07-08	82-82	2919	721	1441	.500	284	394	.721	308	603	911	117	222-0	74	167	119	1726	21.0
08-09	50-50	1836	485	975	.497	186	252	.738	172	376	548	79	141-2	39	92	83	1156	23.1
09-10	76-76	2463	560	1125	.498	181	266	.680	180	523	703	137	205-1	63	136	98	1301	17.1
TOTAL	208-208	7218	1766	3541	.499	651	912	.714	660	1502	2162	333	568	176	395	300	4183	20.1

Three-point FG: 07-08, 0-5 (.000); 08-09, 0-4 (.000); 09-10, 0-4 (.000). Total 0-13, (.000)

JOHNSON, CHRIS

COLLEGE: LSU '09

NO: 20

POS: C

HT: 6-11

BIRTHDATE: JULY 15, 1985

ACQUIRED: Signed a 10-day contract on January 19, 2013. Signed a second 10-day contract on January 29, 2013. Signed for the remainder of the season on February 8, 2013.

DEPARTED: Waived on October 26, 2013.

YEAR	G-GS	MIN	FG	FGA	PCT	FT	FTA	PCT	OR	DR	TOT	A	PF-D	STL	TO	BLK	PTS	AVG
12-13	30-0	284	48	75	.640	21	34	.618	20	40	60	8	49-0	7	13	28	117	3.9

JOHNSON, ERVIN

COLLEGE: NEW ORLEANS '93

NO: 40

POS: C

HT: 6-11

BIRTHDATE: DEC. 21, 1967

ACQUIRED: From Milwaukee with Sam Cassell for Joe Smith and Anthony Peeler on June 27, 2003.

DEPARTED: Unrestricted free agent on July 1, 2005.

YEAR	G-GS	MIN	FG	FGA	PCT	FT	FTA	PCT	OR	DR	TOT	A	PF-D	STL	TO	BLK	PTS	AVG
03-04	66-47	965	55	103	.534	17	28	.607	61	171	232	24	156-1	27	30	43	127	1.9
04-05	46-23	410	28	54	.519	16	25	.640	43	70	113	6	86-0	7	18	13	73	1.6
TOTAL	112-70	1375	83	157	.529	33	53	.623	104	241	345	30	242-1	34	48	56	200	1.8

Three-point FG: 03-04, 0-1 (.000); 04-05, 1-1 (1.000). Total 1-2, (.500)

Playoffs

YEAR	G-GS	MIN	FG	FGA	PCT	FT	FTA	PCT	OR	DR	TOT	A	PF-D	STL	TO	BLK	PTS	AVG
03-04	18-16	356	19	38	.500	10	16	.625	27	57	84	13	56-0	11	6	10	48	2.7

JOHNSON, STEVE

COLLEGE: OREGON STATE '81

NO: 33

POS: C

HT: 6-10

BIRTHDATE: NOV. 3, 1957

ACQUIRED: Selected in Expansion Draft from Portland on June 15, 1989.

DEPARTED: Traded to Seattle with a conditional 1991 second-round draft pick for Brad Sellers on Feb. 22, 1990.

YEAR	G-GS	MIN	FG	FGA	PCT	FT	FTA	PCT	OR	DR	TOT	A	PF-D	STL	TO	BLK	PTS	AVG
89-90	4-0	17	0	2	.000	0	0	----	0	3	1	0	4-0	0	6	0	0	0.0

JOHNSON, WES

COLLEGE: SYRACUSE '10

NO: 4

POS: F

HT: 6-7

BIRTHDATE: JULY 11, 1987

ACQUIRED: 2010 NBA Draft (1st Round/4th Overall).

DEPARTED: Traded to Phoenix as part of a three team trade on July 27, 2012.

YEAR	G-GS	MIN	FG	FGA	PCT	FT	FTA	PCT	OR	DR	TOT	A	PF-D	STL	TO	BLK	PTS	AVG
10-11	79-63	2069	271	682	.397	64	92	.696	51	189	240	148	163-3	58	95	54	709	9.0
11-12	65-64	1469	158	397	.398	24	34	.706	24	153	177	59	115-0	35	60	48	393	6.0
TOTAL	144-127	3538	429	1079	.398	88	126	.698	75	342	417	207	278-3	93	155	102	1102	7.7

Three-point FG: 10-11, 103-289 (.356); 11-12, 53-169 (.314). Total, 156-458 (.341)



FORMER PLAYER STATS

JONES, ASKIA			COLLEGE: KANSAS STATE '94				NO: 2		POS: G		HT: 6-5		BIRTHDATE: DEC. 3, 1971					
ACQUIRED: Signed as a free agent on Sept. 19, 1994.																		
DEPARTED: Released on Nov. 24, 1994.																		
YEAR	G-GS	MIN	FG	FGA	PCT	FT	FTA	PCT	OR	DR	TOT	A	PF-D	STL	TO	BLK	PTS	AVG
94-95	11-0	139	15	44	.341	13	16	.813	6	5	11	16	19-0	6	9	0	45	4.1
Three-point FG: 2-12 (.167)																		

JORDAN, REGGIE			COLLEGE: NEW MEXICO STATE '94					NO: 31		POS: G		HT: 6-4		BIRTHDATE: JAN. 26, 1968				
ACQUIRED: Signed as a free agent on March 19, 1997.																		
DEPARTED: Unrestricted free agent on July 1, 1999.																		
YEAR	G-GS	MIN	FG	FGA	PCT	FT	FTA	PCT	OR	DR	TOT	A	PF-D	STL	TO	BLK	PTS	AVG
96-97	10-0	31	8	10	.800	4	7	.571	0	4	4	1	2-0	2	2	0	20	2.0
97-98	57-1	487	54	113	.478	41	72	.569	50	40	97	50	63-0	35	30	9	149	2.6
98-99	27-1	296	15	54	.278	21	38	.553	27	32	59	41	38-0	12	14	5	51	1.9
TOTAL	94-2	814	77	177	.435	66	117	.564	77	76	153	92	103-0	49	46	14	220	2.3
Three-point FG: 97-98, 0-1 (.000)																		

Playoffs																		
YEAR	G-GS	MIN	FG	FGA	PCT	FT	FTA	PCT	OR	DR	TOT	A	PF-D	STL	TO	BLK	PTS	AVG
97-98	2-0	29	5	8	.625	1	2	.500	3	6	9	3	5-0	1	0	0	12	6.0
Three-point FG: 97-98, 0-1 (.000)																		

KING, STACEY

COLLEGE: OKLAHOMA '89

NO: 21

POS: F/C

HT: 6-11

BIRTHDATE: JAN. 29, 1967

ACQUIRED: From Chicago for Luc Longley on Feb. 23, 1994.

DEPARTED: Unrestricted free agent on July 1, 1995.

YEAR	G-GS	MIN	FG	FGA	PCT	FT	FTA	PCT	OR	DR	TOT	A	PF-D	STL	TO	BLK	PTS	AVG
93-94	18-15	516	78	170	.458	57	83	.687	40	69	109	19	57-0	13	40	33	48	4.5
94-95	50-10	792	99	212	.467	68	102	.667	54	111	165	26	126-1	24	64	20	266	5.3
TOTAL	68-24	1308	177	382	.463	125	185	.676	94	178	274	45	183-1	37	104	53	314	4.6

Three-point FG: 94-95, 0-1 (.000). Total, 0-1 (.000)

KIRILENKO, ANDREI			COLLEGE: RUSSIA '99				NO: 47		POS: F		HT: 6-9		BIRTHDATE: FEB. 18, 1981					
ACQUIRED: Signed as a free agent on July 27, 2012.																		
DEPARTED: Unrestricted free agent on July 1, 2013.																		
YEAR	G-GS	MIN	FG	FGA	PCT	FT	FTA	PCT	OR	DR	TOT	A	PF-D	STL	TO	BLK	PTS	AVG
12-13	64-64	2034	284	560	.507	188	250	.752	102	260	362	177	82-2	96	119	62	791	12.4
Three-point FG: 35-120 (.292)																		

KOUFOS, KOSTA			COLLEGE: OHIO STATE '08				NO: 41		POS: C		HT: 7-0		BIRTHDATE: FEB. 24, 1989					
ACQUIRED: From Utah along with two future first-round picks for Al Jefferson on July 13, 2010.																		
DEPARTED: Traded to Denver with Corey Brewer (to New York) in a three-team trade for Anthony Randolph, Eddy Curry, and cash considerations (from New York), as well as a future second-round pick (from Denver), on Feb. 22, 2011.																		
YEAR	G-GS	MIN	FG	FGA	PCT	FT	FTA	PCT	OR	DR	TOT	A	PF-D	STL	TO	BLK	PTS	AVG
10-11	39-1	336	47	108	.435	12	24	.500	42	55	97	7	50-0	8	25	20	106	2.7
Three-point FG: 0-2 (.000)																		

LAETTNER, CHRISTIAN			COLLEGE: DUKE '92				NO: 32		POS: F/C		HT: 6-11		BIRTHDATE: AUG. 17, 1969					
ACQUIRED: 1992 NBA Draft (1st Round/3rd overall).																		
DEPARTED: Traded to Atlanta with Sean Rooks for Andrew Lang and Anthony "Spud" Webb on Feb. 22, 1996.																		
YEAR	G-GS	MIN	FG	FGA	PCT	FT	FTA	PCT	OR	DR	TOT	A	PF-D	STL	TO	BLK	PTS	AVG
92-93	81-81	2823	503	1061	.474	462	553	.835	171	537	708	223	290-4	105	275	83	1472	18.2
93-94	70-67	2428	396	883	.448	375	479	.783	160	442	602	307	264-6	87	259	86	1173	16.8
94-95	81-80	2770	450	920	.489	409	500	.818	164	449	613	234	302-4	101	225	87	1322	16.3
95-96	44-44	1518	283	582	.486	217	266	.816	98	204	302	129	157-4	40	112	43	792	18.8
TOTAL	276-272	9539	1632	3446	.474	1463	1798	.832	593	1632	2225	893	1013-18	333	871	299	4759	17.2
Three-point FG: 92-93, 4-40 (.100); 93-94, 6-25 (.240); 94-95, 13-40 (.325); 95-96, 9-31 (.290). Total, 32-136 (.235)																		

LANG, ANDREW			COLLEGE: ARKANSAS '88				NO: 28		POS: C		HT: 6-11		BIRTHDATE: JUNE 28, 1966					
ACQUIRED: From Atlanta with Anthony "Spud" Webb for Christian Laettner and Sean Rooks on Feb. 22, 1996.																		
DEPARTED: Traded to Milwaukee to reacquire the first-round pick sent to the Bucks in the June 26, 1996 Stephon Marbury trade on July 11, 1996.																		
YEAR	G-GS	MIN	FG	FGA	PCT	FT	FTA	PCT	OR	DR	TOT	A	PF-D	STL	TO	BLK	PTS	AVG
95-96	20-18	550	72	171	.421	30	38	.789	42	79	121	3	63-0	7	30	41	175	8.8
Three-point FG: 1-2 (.500)																		



FORMER PLAYER STATS

LEE, MALCOLM			COLLEGE: UCLA '11					NO: 8		POS: G		HT: 6-5		BIRTHDATE: MAY 22, 1990				
ACQUIRED: Via trade from Chicago on June 23, 2011.																		
DEPARTED: Traded to Golden State along with the draft rights to Andre Roberson in exchange for a 2014 2nd-round pick and cash considerations on June 27, 2013.																		
YEAR	G-GS	MIN	FG	FGA	PCT	FT	FTA	PCT	OR	DR	TOT	A	PF-D	STL	TO	BLK	PTS	AVG
11-12	19-0	243	23	59	.390	14	17	.824	9	17	26	31	22-0	8	17	4	62	3.3
12-13	16-12	289	29	76	.382	12	20	.600	15	24	39	20	30-1	12	10	6	78	4.9
TOTAL	35-12	532	52	135	.385	26	37	.703	24	41	65	51	52-1	20	2	10	140	4.0
Three-point FG: 11-12, 2-10 (.200); 12-13, 8-24 (.333). Total, 10-34 (.294)																		

LEONARD, GARY			COLLEGE: MISSOURI '89					NO: 52		POS: C		HT: 7-1		BIRTHDATE: FEB. 16, 1967					
ACQUIRED: 1989 NBA Draft (2nd Round/34th overall).																			
DEPARTED: Released on Oct. 31, 1990.																			
YEAR	G-GS	MIN	FG	FGA	PCT	FT	FTA	PCT	OR	DR	TOT	A	PF-D	STL	TO	BLK	PTS	AVG	
89-90	22-0	127	13	31	.419	6	14	.429	10	17	27	1	26-0	3	8	9	32	1.5	
Three-point FG: 0-1 (.000)																			

LEWIS, QUINCY			COLLEGE: MINNESOTA '99				NO: 24		POS: F		HT: 6-7		BIRTHDATE: JUNE 26, 1977						
ACQUIRED: Signed as a free agent on Sept. 26, 2003.																			
DEPARTED: Released on Dec. 20, 2003.																			
YEAR	G-GS	MIN	FG	FGA	PCT	FT	FTA	PCT	OR	DR	TOT	A	PF-D	STL	TO	BLK	PTS	AVG	
03-04	14-0	65	7	20	.350	0	0	---	1	6	7	2	10-0	2	3	2	16	1.1	
Three-point FG: 2-5 (.400)																			

LOHAUS, BRAD			COLLEGE: IOWA '87				NO: 54		POS: C		HT: 6-11		BIRTHDATE: SEPT. 29, 1964					
ACQUIRED: Selected in Expansion Draft from Sacramento on June 15, 1989.																		
DEPARTED: Traded to Milwaukee for Randy Breuer and a conditional one-time exchange of second round draft picks in 1991 or 1992 on Jan. 4, 1990.																		
YEAR	G-GS	MIN	FG	FGA	PCT	FT	FTA	PCT	OR	DR	TOT	A	PF-D	STL	TO	BLK	PTS	AVG
89-90	28-24	590	94	202	.465	21	26	.808	21	89	110	62	66-1	14	45	22	210	7.5
Three-point FG: 1-16 (.063)																		

LONGLEY, LUC			COLLEGE: NEW MEXICO '91					NO: 13		POS: C		HT: 7-2		BIRTHDATE: JAN. 19, 1969				
ACQUIRED: 1991 NBA Draft (1st Round/7th overall).																		
DEPARTED: Traded to Chicago for Stacey King on Feb. 23, 1994.																		
YEAR	G-GS	MIN	FG	FGA	PCT	FT	FTA	PCT	OR	DR	TOT	A	PF-D	STL	TO	BLK	PTS	AVG
91-92	66-3	991	114	249	.458	53	80	.663	67	190	257	58	157-0	35	83	64	281	4.3
92-93	55-25	1045	133	292	.455	53	74	.716	71	169	240	51	169-4	47	88	77	319	5.8
93-94	49-29	989	134	289	.464	56	80	.700	87	208	295	46	131-1	35	79	58	324	6.6
TOTAL	170-57	3025	381	830	.459	162	234	.692	225	567	792	155	457-5	117	250	199	924	5.4
Three-point FG: 93-94, 0-1 (.000)																		

LOPEZ, FELIPE			COLLEGE: ST. JOHN'S '98				NO: 13		POS: G/F		HT: 6-5		BIRTHDATE: DEC. 19, 1974					
ACQUIRED: Signed as a free agent on Feb. 28, 2001.																		
DEPARTED: Unrestricted free agent on July 1, 2003.																		
YEAR	G-GS	MIN	FG	FGA	PCT	FT	FTA	PCT	OR	DR	TOT	A	PF-D	STL	TO	BLK	PTS	AVG
00-01	23-10	457	69	152	.454	19	33	.576	25	49	74	34	46-0	21	27	12	170	7.4
01-02	67-0	581	59	156	.378	37	55	.673	29	51	80	39	73-0	18	36	1	169	2.5
02-03																		
Did not play - injured																		
TOTAL	90-10	1038	128	308	.416	56	88	.636	54	100	154	73	119-0	39	63	13	339	3.8
Three-point FG: 00-01, 13-23 (.565); 01-02, 14-33 (.424). Total, 27-56 (.482)																		

Playoffs

YEAR	G-GS	MIN	FG	FGA	PCT	FT	FTA	PCT	OR	DR	TOT	A	PF-D	STL	TO	BLK	PTS	AVG	
00-01	4-0	55	7	22	.318	2	3	.667	4	7	11	5	5-0	4	2	0	17	4.3	
01-02	3-0	30	1	4	.250	1	2	.500	1	0	1	1	6-0	1	1	0	4	1.3	
TOTAL	7-0	85	8	26	.308	3	5	.600	5	7	12	6	11-0	5	3	0	21	3.0	
Three-point FG: 00-01, 1-5 (.200); 01-02, 1-2 (.500). Total, 2-7 (.286)																			

LOVE, KEVIN

COLLEGE: UCLA '08

NO: 42

POS: F

HT: 6-10

BIRTHDATE: SEPT. 7, 1988

ACQUIRED: From Memphis with Brian Cardinal and Jason Collins for the draft rights to O.J. Mayo, Marko Jaric, Greg Buckner and Antoine Walker on June 26, 2008.

DEPARTED: Traded to Cleveland in a three-time trade in exchange for Andrew Wiggins, Anthony Bennett and Thaddeus Young on Aug. 23, 2014.

YEAR	G-GS	MIN	FG	FGA	PCT	FT	FTA	PCT	OR	DR	TOT	A	PF-D	STL	TO	BLK	PTS	AVG
08-09	81-37	2048	316	688	.459	265	336	.789	274	460	734	84	205-	35	118	50	899	11.1
09-10	60-22	1714	291	646	.450	225	276	.815	227	431	658	136	136-	43	117	23	842	14.0
10-11	73-73	2611	482	1026	.470	424	499	.850	330	782	1112	184	148	45	155	28	1476	20.2
11-12	55-55	2145	474	1059	.448	379	460	.824	226	508	734	111	152-	47	128	28	1432	26.0
12-13	18-18	618	105	298	.352	100	142	.704	64	188	252	42	34-	13	39	9	330	18.3
13-14	77-77	2797	650	1421	.457	520	633	.821	224	739	963	341	136-	59	196	35	2010	26.1



FORMER PLAYER STATS

TOTAL	364-282	11933	2318	5138	.451	1913	2346	.815	1345	3108	4453	898	811-	242	753	173	6989	19.2
Three-point FG: 08-09, 2-19 (.105); 09-10, 35-106 (.330); 10-11, 88-211 (.417); 11-12, 105-282 (.372); 12-13, 20-92 (.217); 13-14, 190-505 (.376). Total, 440-1215 (.362)																		

LOWE, SIDNEY			COLLEGE: NORTH CAROLINA STATE '83				NO: 35		POS: G		HT: 6-0		BIRTHDATE: JAN. 21, 1960					
ACQUIRED: Signed as a free agent on Aug. 3, 1989.																		
DEPARTED: Retired on Sept. 27, 1990.																		
YEAR	G-GS	MIN	FG	FGA	PCT	FT	FTA	PCT	OR	DR	TOT	A	PF-D	STL	TO	BLK	PTS	AVG
89-90	80-38	1744	73	229	.319	39	54	.722	41	122	163	337	114-0	73	63	4	187	2.3
Three-point FG: 2-9 (.222)																		

MADSEN, MARK

COLLEGE: STANFORD '00

NO: 35

POS: F

HT: 6-9

BIRTHDATE: JAN. 28, 1976

ACQUIRED: Signed as a free agent on July 28, 2003.

DEPARTED: Traded to the L.A. Clippers with Craig Smith and Sebastian Telfair for Quentin Richardson on July 20, 2009.

YEAR	G-GS	MIN	FG	FGA	PCT	FT	FTA	PCT	OR	DR	TOT	A	PF-D	STL	TO	BLK	PTS	AVG
03-04	72-12	1246	101	204	.495	57	118	.483	134	138	272	28	175-2	33	47	18	259	3.6
04-05	41-14	601	34	66	.515	20	40	.500	63	65	128	18	103-1	7	24	14	88	2.1
05-06	62-7	676	27	66	.409	20	47	.426	50	91	141	11	114-2	23	26	17	74	1.2
06-07	56-0	473	23	43	.535	15	29	.517	35	52	87	10	100-0	10	21	10	61	1.1
07-08	20-6	151	3	19	.158	3	12	.250	18	20	38	4	25-0	3	9	2	9	0.5
08-09	19-1	116	3	14	.214	0	4	.000	10	8	18	4	18-0	1	3	1	6	0.3
TOTAL	270-40	3263	191	412	.464	115	250	.460	310	374	684	75	535-5	77	130	62	497	1.8

Three-point FG: 03-04, 0-6 (.000); 05-06, 0-7 (.000). Total, 0-13 (.000)

Playoffs																		
YEAR	G-GS	MIN	FG	FGA	PCT	FT	FTA	PCT	OR	DR	TOT	A	PF-D	STL	TO	BLK	PTS	AVG
03-04	17-0	222	17	32	.531	13	29	.448	28	30	58	2	43-0	5	7	4	47	2.8

MARBURY, STEPHON

COLLEGE: GEORGIA TECH '96

NO: 3

POS: G

HT: 6-2

BIRTHDATE: FEB. 20, 1977

ACQUIRED: From Milwaukee for Ray Allen and a future first-round draft pick on June 26, 1996.

DEPARTED: Traded to New Jersey with Chris Carr and Bill Curley and Paul Grant (to Milwaukee) in a three-team trade for Terrell Brandon (from Milwaukee) and Brian Evans (from New Jersey) on March 11, 1999.

YEAR	G-GS	MIN	FG	FGA	PCT	FT	FTA	PCT	OR	DR	TOT	A	PF-D	STL	TO	BLK	PTS	AVG
96-97	67-64	2324	355	871	.408	245	337	.727	54	130	184	522	159-2	67	210	19	1057	15.8
97-98	82-81	3112	513	1237	.415	329	450	.731	58	172	230	704	222-0	104	256	7	1450	17.7
98-99	18-18	661	124	304	.408	63	87	.724	17	45	62	167	44-0	29	55	5	319	17.7
TOTAL	167-163	6097	992	2412	.411	637	874	.729	129	347	476	1393	425-2	200	521	31	2826	16.9

Three-point FG: 96-97, 102-288 (.354); 97-98, 95-304 (.313); 98-99, 8-39 (.205). Total, 205-631 (.325)

Playoffs																		
YEAR	G-GS	MIN	FG	FGA	PCT	FT	FTA	PCT	OR	DR	TOT	A	PF-D	STL	TO	BLK	PTS	AVG
96-97	3-3	117	26	65	.400	6	10	.600	2	10	12	23	9-0	2	9	0	64	21.3
97-98	5-5	209	22	72	.306	18	23	.783	5	11	16	38	16-0	12	18	0	69	13.8
TOTAL	8-8	326	48	137	.350	24	33	.727	7	21	28	61	25-0	14	27	0	133	16.6
Three-point FG: 1996-97, 6-20 (.300); 1997-98, 7-25 (.280). Total, 13-45 (.289)																		

MARSHALL, DONYELL			COLLEGE: CONNECTICUT '94					NO: 42		POS: F		HT: 6-9		BIRTHDATE: MAY 18, 1973				
ACQUIRED: 1994 NBA Draft (1st Round/4th overall).																		
DEPARTED: Traded to Golden State for Tom Gugliotta on Feb. 18, 1995.																		
YEAR	G-GS	MIN	FG	FGA	PCT	FT	FTA	PCT	OR	DR	TOT	A	PF-D	STL	TO	BLK	PTS	AVG
94-95	40-8	1036	158	423	.374	83	122	.680	64	132	196	57	63-0	25	58	50	431	10.2
Three-point FG: 32-106 (.302)																		

MARTIN, DARRICK			COLLEGE: UCLA '93					NO: 15		POS: G		HT: 5-11		BIRTHDATE: MARCH 6, 1971				
ACQUIRED: Signed as a free agent on Feb. 13, 1995 ; From Vancouver for a 1996 second-round draft pick on Jan. 12, 1996 ; Signed as a free agent on Jan. 30, 2004																		
DEPARTED: Released on Nov. 1, 1995 ; Unrestricted free agent on July 1, 1996 ; Unrestricted free agent on July 1, 2004																		
YEAR	G-GS	MIN	FG	FGA	PCT	FT	FTA	PCT	OR	DR	TOT	A	PF-D	STL	TO	BLK	PTS	AVG
94-95	34-9	803	95	233	.408	57	65	.877	14	50	64	133	88-0	34	62	0	254	7.5
95-96	35-16	747	88	231	.381	63	74	.851	3	41	44	156	76-0	26	70	2	254	7.3
03-04	16-0	172	20	67	.299	9	9	1.000	2	5	7	23	23-0	2	7	1	55	3.4
TOTAL	85-27	1722	203	531	.382	129	148	.872	19	96	115	312	187-0	62	139	3	563	6.6
Three-point FG: 94-95, 1-5 (.200); 95-96, 15-47 (.319). 03-04, 6-26 (.231). Total, 22-78 (.282)																		

Playoffs																		
YEAR	G-GS	MIN	FG	FGA	PCT	FT	FTA	PCT	OR	DR	TOT	A	PF-D	STL	TO	BLK	PTS	AVG
03-04	16-3	182	14	51	.275	16	20	.800	5	9	14	23	17-0	4	8	0	50	3.1
Three-point FG: Total, 6-20 (.300)																		



FORMER PLAYER STATS

MAXEY, MARLON			COLLEGE: TEXAS-EL PASO '92					NO: 25		POS: F		HT: 6-8		BIRTHDATE: FEB. 19, 1969				
ACQUIRED: 1992 NBA Draft (2nd Round/28th overall).																		
DEPARTED: Released on Nov. 2, 1994.																		
YEAR	G-GS	MIN	FG	FGA	PCT	FT	FTA	PCT	OR	DR	TOT	A	PF-D	STL	TO	BLK	PTS	AVG
92-93	43-4	520	93	169	.550	45	70	.643	66	98	164	12	75-0	11	38	18	231	5.4
93-94	55-2	626	89	167	.533	70	98	.714	75	124	199	10	113-1	16	40	33	48	4.5
TOTAL	98-6	1146	182	336	.542	115	168	.685	141	222	363	22	188-1	26	78	51	279	2.8
Three-point FG: 92-93, 0-1 (.000); 93-94, 0-2 (.000). Total: 0-3 (.000)																		

MBAH A MOUTE, LUC RICHARD			COLLEGE: UCLA '08			NO: 12			POS: F			HT: 6-8			BIRTHDATE: SEPT. 9, 1986			
ACQUIRED: From Sacramento for Derrick Williams on Nov. 26, 2013.																		
DEPARTED: Traded to Philadelphia with Alexey Shved and Miami's 2015 first-round pick in a three-team trade for Andrew Wiggins, Anthony Bennett and Thaddeus Young on Aug. 23, 2013.																		
YEAR	G-GS	MIN	FG	FGA	PCT	FT	FTA	PCT	OR	DR	TOT	A	PF-D	STL	TO	BLK	PTS	AVG
13-14	55-2	807	72	161	.447	37	54	.685	47	72	119	21	50-0	21	36	9	184	3.3
Three-point FG: 3-14 (.214)																		

MCCANN, BOB			COLLEGE: MOREHEAD STATE '87				NO: 30		POS: F		HT: 6-7		BIRTHDATE: APRIL 22, 1964					
ACQUIRED: Signed as a free agent on Aug. 5, 1992.																		
DEPARTED: Released on July 7, 1993.																		
YEAR	G-GS	MIN	FG	FGA	PCT	FT	FTA	PCT	OR	DR	TOT	A	PF-D	STL	TO	BLK	PTS	AVG
92-93	79-7	1536	200	410	.488	95	152	.625	92	190	282	68	202-2	51	79	58	495	6.3
Three-point FG: 0-2 (.000)																		

MCCANTS, RASHAD			COLLEGE: NORTH CAROLINA '05				NO: 1		POS: G		HT: 6-4		BIRTHDATE: SEPT. 25, 1984					
ACQUIRED: 2005 NBA Draft (1st Round/14th overall).																		
DEPARTED: Traded to Sacramento with Calvin Booth for Bobby Brown and Shelden Williams on Feb. 19, 2009.																		
YEAR	G-GS	MIN	FG	FGA	PCT	FT	FTA	PCT	OR	DR	TOT	A	PF-D	STL	TO	BLK	PTS	AVG
05-06	79-12	1362	241	535	.450	78	106	.736	29	114	143	63	176-1	44	86	22	627	7.9
06-07	37-0	554	62	177	.350	40	58	.690	14	33	47	38	71-1	26	40	7	184	5.0
07-08	75-24	2020	428	944	.453	116	155	.748	50	156	206	162	234-3	66	172	18	1114	14.9
08-09	34-2	636	105	292	.360	60	81	.741	11	52	63	32	63-0	27	45	6	308	9.1
TOTAL	225-38	4572	836	1948	.429	294	400	.735	104	355	459	295	544-5	163	343	53	2233	9.9
Three-point FG: 05-06, 67-180 (.372); 06-07, 20-75 (.267); 07-08, 142-349 (.407); 08-09, 38-119 (.319). Total: 267-723 (.369)																		

MCLEOD, KEITH			COLLEGE: BOWLING GREEN '02				NO: 4		POS: G		HT: 6-2		BIRTHDATE: NOV. 5, 1979					
ACQUIRED: Signed as a free agent on Sept. 26, 2003 and Oct. 25, 2003.																		
DEPARTED: Released on Oct. 21, 2003 and Jan. 7, 2004.																		
YEAR	G-GS	MIN	FG	FGA	PCT	FT	FTA	PCT	OR	DR	TOT	A	PF-D	STL	TO	BLK	PTS	AVG
03-04	33-0	391	27	82	.329	33	43	.767	5	29	34	59	39-0	16	29	1	88	2.7
Three-point FG: 1-10 (.100)																		

MILICIC, DARKO

ACQUIRED: Via trade from New York on February 17, 2010.

DEPARTED: Waived on July 12, 2012.

YEAR	G-GS	MIN	FG	FGA	PCT	FT	FTA	PCT	OR	DR	TOT	A	PF-D	STL	TO	BLK	PTS	AVG
09-10	24-18	614	92	187	.492	15	28	.536	42	91	133	43	75-1	18	33	33	199	8.3
10-11	69-69	1686	271	578	.469	64	115	.557	133	227	360	104	229-4	54	151	140	606	8.8
11-12	29-23	472	59	130	.469	16	37	.432	35	62	97	17	59-2	9	32	25	134	4.6
TOTAL	122-110	2772	422	895	.472	95	180	.528	210	380	590	164	363-7	81	206	198	939	7.7

Three-point FG: 0-1 (.000)

MILLER, BRAD			COLLEGE: PURDUE '99				NO: 52		POS: C/F		HT: 6-11		BIRTHDATE: APRIL 12, 1976					
ACQUIRED: From Houston with draft rights to Nikola Mirotic and a future first round pick in exchange for Jonny Flynn, the draft rights to Donatas Motiejunas and a futue second round pick on June 24, 2011.																		
DEPARTED: Traded to New Orleans along with two second round picks for a conditional second round selection on July 13, 2012.																		
YEAR	G-GS	MIN	FG	FGA	PCT	FT	FTA	PCT	OR	DR	TOT	A	PF-D	STL	TO	BLK	PTS	AVG
11-12	15-1	146	9	27	.333	10	12	.833	4	15	19	24	10-0	4	12	2	35	2.3
Three-point FG: 7-15 (.467)																		

MILLER, MIKE			COLLEGE: FLORIDA '00				NO: 33		POS: G/F		HT: 6-8		BIRTHDATE: FEB. 19, 1980					
ACQUIRED: From Memphis with Brian Cardinal, Jason Collins and the draft rights to Kevin Love for Greg Buckner, Marko Jaric, Antoine Walker and the draft rights to O.J. Mayo on June 26, 2008.																		
DEPARTED: Traded to Washington with Randy Foye for Oleksiy Pecherov, Darius Songaila and Etan Thomas on June 24, 2009.																		
YEAR	G-GS	MIN	FG	FGA	PCT	FT	FTA	PCT	OR	DR	TOT	A	PF-D	STL	TO	BLK	PTS	AVG
08-09	73-47	2356	264	548	.482	109	149	.732	73	410	483	326	139-0	30	145	31	722	9.9
Three-point FG: 85-225 (.378)																		



FORMER PLAYER STATS

MILLER, OLIVER			COLLEGE: ARKANSAS '92					NO: 3		POS: C		HT: 6-9		BIRTHDATE: APRIL 6, 1964				
ACQUIRED: Signed as a free agent on Dec. 13, 2003.																		
DEPARTED: Unrestricted free agent on July 1, 2004.																		
YEAR	G-GS	MIN	FG	FGA	PCT	FT	FTA	PCT	OR	DR	TOT	A	PF-D	STL	TO	BLK	PTS	AVG
03-04	48-1	506	53	100	.530	15	23	.652	46	84	130	36	91-0	19	33	26	121	2.5
Three-point FG: 0-1 (.000)																		

Playoffs																		
YEAR	G-GS	MIN	FG	FGA	PCT	FT	FTA	PCT	OR	DR	TOT	A	PF-D	STL	TO	BLK	PTS	AVG
03-04	8-0	31	1	4	.250	1	2	.500	0	5	5	1	13-0	0	3	3	3	0.4

MITCHELL, SAM			COLLEGE: MERCER '85					NO: 42		POS: F		HT: 6-7		BIRTHDATE: SEPT. 2, 1963				
Acquired: Signed as a free agent on July 23, 1989 ; Signed as a free agent on Sept. 29, 1995.																		
Departed: Traded to Indiana with Pooh Richardson for Chuck Person and Micheal Williams on Sept. 8, 1992 ; Unrestricted free agent on July 1, 2002.																		
YEAR	G-GS	MIN	FG	FGA	PCT	FT	FTA	PCT	OR	DR	TOT	A	PF-D	STL	TO	BLK	PTS	AVG
89-90	80-30	2414	372	834	.446	268	349	.768	180	282	462	89	301-7	66	96	54	1012	12.7
90-91	82-60	3121	445	1010	.441	307	396	.775	188	332	520	133	338-13	66	104	57	1197	14.6
91-92	82-63	2151	307	725	.423	209	266	.786	158	315	473	94	230-3	53	97	39	825	10.1
95-96	78-42	2145	303	618	.490	237	291	.814	107	232	339	74	220-3	49	87	26	844	10.8
96-97	82-5	2044	269	603	.446	224	295	.759	112	214	326	79	232-1	51	93	20	766	9.3
97-98	81-33	2239	371	800	.464	243	292	.832	118	267	385	107	200-0	64	66	22	1000	12.3
98-99	50-20	1344	213	522	.408	126	165	.764	55	127	182	98	111-1	35	34	16	561	11.2
99-00	66-24	1227	168	376	.447	81	92	.880	28	110	138	111	116-0	27	44	14	427	6.5
00-01	82-4	983	118	289	.408	40	55	.727	28	95	123	57	117-0	26	36	10	285	3.5
01-02	74-10	726	98	227	.432	38	49	.776	18	64	82	45	79-0	12	26	4	244	3.3
TOTAL	757-291	18394	2664	6004	.444	1773	2250	.788	992	2038	3030	887	1944-28	449	683	262	7161	9.5
Three-point FG: 89-90, 0-9 (.000); 90-91, 0-9 (.000); 91-92, 2-11 (.182); 95-96, 1-18 (.056); 96-97, 4-25 (.160); 97-98, 15-43 (.349); 98-99, 9-38 (.237); 99-00, 10-23 (.435); 00-01, 9-43 (.209); 01-02, 10-35 (.286). Total, 60-254 (.236)																		

Playoffs																		
YEAR	G-GS	MIN	FG	FGA	PCT	FT	FTA	PCT	OR	DR	TOT	A	PF-D	STL	TO	BLK	PTS	AVG
96-97	3-0	47	6	13	.462	5	8	.625	2	5	7	1	9-0	1	1	1	17	5.7
97-98	5-5	177	26	58	.448	17	19	.895	7	20	27	8	18-0	1	5	1	72	14.4
98-99	4-1	131	15	40	.375	9	12	.750	5	9	14	6	13-0	1	8	2	40	10.0
99-00	4-0	68	9	18	.500	3	3	1.000	2	5	7	2	5-0	0	4	1	23	5.8
00-01	4-0	50	2	10	.200	2	2	1.000	1	6	7	3	5-0	1	1	0	6	1.5
01-02	3-2	34	3	9	.333	2	2	1.000	0	2	2	3	5-0	1	0	1	8	2.7
TOTAL	23-8	507	61	148	.412	38	46	.826	17	47	64	23	55-0	5	19	6	166	7.2
Three-point FG: 97-98, 3-14 (.214); 98-99, 1-6 (.167); 99-00, 2-5 (.400); 00-01, 0-1 (.000). Total, 6-26 (.231)																		

MURPHY, TOD			COLLEGE: UC IRVINE '86				NO: 4/9		POS: F		HT: 6-10		BIRTHDATE: DEC. 24, 1963					
ACQUIRED: Signed as a free agent on Aug. 16, 1989.																		
DEPARTED: Released on June 16, 1992.																		
YEAR	G-GS	MIN	FG	FGA	PCT	FT	FTA	PCT	OR	DR	TOT	A	PF-D	STL	TO	BLK	PTS	AVG
89-90	82-59	2493	260	552	.471	144	203	.709	207	357	564	106	229-2	76	61	60	680	8.3
90-91	52-19	1063	90	227	.396	70	105	.667	92	163	255	60	101-1	25	32	20	251	4.8
91-92	47- 3	429	39	80	.488	19	34	.559	36	74	110	11	40-0	9	18	8	98	2.1
TOTAL	181-81	3985	389	859	.453	233	342	.681	335	594	929	177	370-3	110	111	88	1029	5.7
Three-point FG: 89-90, 16-43 (.372); 90-91, 1-17 (.059); 91-92, 1-2 (.500). Total: 18-62 (.290)																		

NESTEROVIC, RASHO

COLLEGE: SLOVENIA '98

NO: 8

POS: C

HT: 7-0

BIRTHDATE: MAY 30, 1976

ACQUIRED: 1998 NBA Draft (1st Round/17th overall).

DEPARTED: Unrestricted free agent on July 1, 2003.

YEAR	G-GS	MIN	FG	FGA	PCT	FT	FTA	PCT	OR	DR	TOT	A	PF-D	STL	TO	BLK	PTS	AVG
98-99	2-0	30	3	12	.250	2	2	1.000	3	5	8	1	5-0	0	1	0	8	4.0
99-00	82-55	1723	206	433	.476	59	103	.573	135	244	379	93	262-9	21	71	85	471	5.7
00-01	73-39	1233	147	319	.461	34	65	.523	99	187	286	45	189-3	25	55	63	328	4.5
01-02	82-82	2218	324	657	.493	39	71	.549	200	334	534	75	262-3	45	94	109	687	8.4
02-03	77-77	2337	400	762	.525	61	95	.642	146	358	504	114	256-9	39	99	116	861	11.2
TOTAL	316-253	7541	1080	2183	.495	195	336	.580	583	1128	1711	328	974-24	130	320	373	2355	7.5

Three-point FG: 99-00, 0-2 (.000); 00-01, 0-1 (.000); 01-02, 0-1 (.000); 02-03, 0-2 (.000). Total, 0-6 (.000)

Playoffs																		
YEAR	G-GS	MIN	FG	FGA	PCT	FT	FTA	PCT	OR	DR	TOT	A	PF-D	STL	TO	BLK	PTS	AVG
98-99	3-0	29	4	8	.500	0	0	---	4	3	7	3	4-0	0	1	0	8	2.7
99-00	4-4	126	11	25	.440	3	6	.500	5	8	13	6	20-1	3	4	7	25	6.3
00-01	4-2	49	5	13	.385	0	0	---	5	7	12	3	9-0	1	3	3	10	2.5
01-02	3-3	92	15	31	.484	4	9	.444	6	14	20	3	10-0	1	4	0	34	11.3
02-03	6-6	169	19	38	.500	4	6	.667	9	21	30	4	28-0	1	5	4	42	7.0
TOTAL	20-15	465	54	115	.470	11	21	.524	29	53	82	19	71-1	6	17	14	119	6.0



FORMER PLAYER STATS

OLLIE, KEVIN			COLLEGE: CONNECTICUT '97					NO: 12		POS: G		HT: 6-2		BIRTHDATE: DEC. 12, 1972				
ACQUIRED: Signed as a free agent on Oct. 1, 2008.																		
DEPARTED: Unrestricted free agent on July 1, 2009.																		
YEAR	G-GS	MIN	FG	FGA	PCT	FT	FTA	PCT	OR	DR	TOT	A	PF-D	STL	TO	BLK	PTS	AVG
08-09	50-21	850	61	150	.407	80	96	.833	13	62	75	117	79-0	19	34	4	202	4.0
Three-point FG: 0-1 (.000)																		
LOWOKANDI, MICHAEL			COLLEGE: UNIVERSITY OF PACIFIC '98					NO: 34		POS: C		HT: 7-0		BIRTHDATE: APR. 3, 1975				
ACQUIRED: Signed as a free agent on July 16, 2003.																		
DEPARTED: Traded to Boston along with Wally Szczerbiak, Dwayne Jones and a future first-round draft pick in exchange for Ricky Davis, Marcus Banks, Justin Reed and two conditional second-round draft picks (2006 and 2008) on Jan. 26, 2006.																		
YEAR	G-GS	MIN	FG	FGA	PCT	FT	FTA	PCT	OR	DR	TOT	A	PF-D	STL	TO	BLK	PTS	AVG
03-04	43-25	925	121	285	.425	36	61	.590	78	167	245	24	137-3	16	54	68	278	6.5
04-05	62-34	1215	161	353	.456	46	69	.667	106	218	324	29	193-3	15	68	56	368	5.9
05-06	32-24	752	87	195	.446	19	39	.487	45	134	179	17	100-2	19	41	27	193	6.0
TOTAL	137-83	2892	369	833	.443	101	169	.598	229	519	748	70	430-8	50	163	151	839	6.1
Playoffs																		
YEAR	G-GS	MIN	FG	FGA	PCT	FT	FTA	PCT	OR	DR	TOT	A	PF-D	STL	TO	BLK	PTS	AVG
03-04	15-2	224	12	37	.324	7	8	.875	16	36	52	2	50-0	2	17	11	31	2.1
PACK, ROBERT			COLLEGE: SOUTHERN CALIFORNIA '91					NO: 14		POS: G		HT: 6-2		BIRTHDATE: FEB. 3, 1969				
ACQUIRED: Signed as a free agent on March 11, 2002.																		
DEPARTED: Unrestricted free agent on July 1, 2002.																		
YEAR	G-GS	MIN	FG	FGA	PCT	FT	FTA	PCT	OR	DR	TOT	A	PF-D	STL	TO	BLK	PTS	AVG
01-02	16-0	252	25	68	.368	11	15	.733	7	16	23	49	32-0	13	20	0	62	3.9
Three-point FG: 1-4 (.250)																		
Playoffs																		
YEAR	G-GS	MIN	FG	FGA	PCT	FT	FTA	PCT	OR	DR	TOT	A	PF-D	STL	TO	BLK	PTS	AVG
01-02	3-0	10	1	5	.200	1	1	1.000	0	0	0	0	5-0	0	1	0	3	1.0
Three-point FG: 0-1 (.000)																		
PARKS, CHEROKEE			COLLEGE: DUKE '95					NO: 44		POS: F/C		HT: 6-11		BIRTHDATE: OCT. 11, 1972				
ACQUIRED: From Dallas on June 29, 1996 for restructuring the conditions of the first-round pick owed to Dallas from the Nov. 1, 1994 Sean Rooks trade. Dallas received Minnesota's first-round pick in 1997.																		
DEPARTED: Unrestricted free agent on July 1, 1998.																		
YEAR	G-GS	MIN	FG	FGA	PCT	FT	FTA	PCT	OR	DR	TOT	A	PF-D	STL	TO	BLK	PTS	AVG
96-97	76-0	961	103	202	.510	46	76	.605	83	112	195	34	150-2	41	32	48	252	3.3
97-98	79-43	1703	224	449	.499	110	169	.651	140	297	437	53	237-4	36	66	86	558	7.1
TOTAL	155-43	2664	327	651	.502	156	245	.637	223	409	632	87	387-6	77	98	134	810	5.2
Three-point FG: 96-97, 0-1 (.000); 97-98, 0-1 (.000). Total, 0-2 (.000)																		
Playoffs																		
YEAR	G-GS	MIN	FG	FGA	PCT	FT	FTA	PCT	OR	DR	TOT	A	PF-D	STL	TO	BLK	PTS	AVG
96-97	1-0	11	2	3	.667	0	0	----	0	5	5	0	5-0	1	0	0	4	4.0
97-98	1-0	1	0	0	----	0	0	----	0	0	0	0	0-0	0	0	0	0	0.0
TOTAL	2-0	12	2	3	.667	0	0	----	0	5	5	0	5-0	1	0	0	4	2.0
PATTERSON, ANDRAE			COLLEGE: INDIANA '98					NO: 45/33		POS: F		HT: 6-9		BIRTHDATE: NOV. 12, 1975				
ACQUIRED: 1998 NBA Draft (2nd Round/46th overall).																		
DEPARTED: Unrestricted free agent on July 1, 2001.																		
YEAR	G-GS	MIN	FG	FGA	PCT	FT	FTA	PCT	OR	DR	TOT	A	PF-D	STL	TO	BLK	PTS	AVG
98-99	35-0	284	43	97	.443	28	36	.778	30	35	65	15	62-1	19	22	7	114	3.3
99-00	5-0	20	3	4	.750	0	0	----	1	1	2	1	4-0	1	1	0	6	1.2
00-01				Did not play - injured														
TOTAL	40-0	304	46	101	.455	28	36	.778	31	36	67	16	66-1	20	23	7	120	3.0
Three-point FG: 98-99, 0-5 (.000). Total, 0-5 (.000)																		
Playoffs																		
YEAR	G-GS	MIN	FG	FGA	PCT	FT	FTA	PCT	OR	DR	TOT	A	PF-D	STL	TO	BLK	PTS	AVG
98-99	2-0	7	0	0	----	0	0	----	1	3	4	2	1-0	0	1	0	0	0.0
PAVLOVIC, SASHA			COLLEGE: MONTENEGRO					NO: 11		POS: G/F		HT: 6-7		BIRTHDATE: NOV. 15, 1983				
ACQUIRED: Signed as a free agent on Sept. 17, 2009.																		
DEPARTED: Unrestricted free agent on July 1, 2010.																		
YEAR	G-GS	MIN	FG	FGA	PCT	FT	FTA	PCT	OR	DR	TOT	A	PF-D	STL	TO	BLK	PTS	AVG
09-10	71-0	877	109	300	.363	10	26	.385	12	105	117	58	84-1	23	53	6	263	3.7
Three-point FG: 35-118 (.297)																		



FORMER PLAYER STATS

PECHEROV, OLEKSIYCOLLEGE: UKRAINENO: 4POS: CHT: 7-0BIRTHDATE: DEC. 8, 1985

ACQUIRED: From Washington with Darius Songaila, Etan Thomas and a future first-round pick for Randy Foye and Mike Miller on June 24, 2009.

DEPARTED: Unrestricted free agent on July 1, 2010.

YEAR	G-GS	MIN	FG	FGA	PCT	FT	FTA	PCT	OR	DR	TOT	A	PF-D	STL	TO	BLK	PTS	AVG
09-10	44-5	447	77	188	.410	29	32	.906	32	92	124	11	55-0	9	32	14	197	4.5
Three-point FG: 14-52 (.269)																		

PEELER, ANTHONYCOLLEGE: MISSOURI '92NO: 1/44POS: GHT: 6-4BIRTHDATE: NOV. 25, 1969

ACQUIRED: From Vancouver for Doug West on Feb. 18, 1998.

DEPARTED: Traded to Milwaukee with Joe Smith for Sam Cassell and Ervin Johnson on June 27, 2003.

YEAR	G-GS	MIN	FG	FGA	PCT	FT	FTA	PCT	OR	DR	TOT	A	PF-D	STL	TO	BLK	PTS	AVG
97-98	30-24	991	155	348	.445	32	41	.780	31	72	103	114	81-0	52	45	6	390	13.0
98-99	28-28	810	103	272	.379	30	41	.732	30	54	84	78	60-0	35	38	6	270	9.6
99-00	82-22	2073	316	725	.436	87	109	.798	58	174	232	195	171-1	62	85	10	804	9.8
00-01	75-41	2126	308	732	.421	75	87	.862	44	148	192	192	166-1	91	105	18	791	10.5
01-02	82-0	2060	288	684	.421	50	58	.862	37	169	206	177	137-0	61	76	11	737	9.0
02-03	82-39	2245	252	609	.414	39	50	.780	40	201	241	244	161-0	72	82	13	630	7.7
TOTAL	379-154	10305	1422	3373	.422	313	386	.811	240	818	1058	1000	776-2	373	431	64	3622	9.6
Three-point FG: 97-98, 48-106 (.453); 98-99, 34-114 (.298); 99-00, 85-255 (.333); 00-01, 100-256 (.391); 01-02, 111-283 (.392); 02-03, 87-212 (.410). Total, 465-1226 (.379)																		

Playoffs

YEAR	G-GS	MIN	FG	FGA	PCT	FT	FTA	PCT	OR	DR	TOT	A	PF-D	STL	TO	BLK	PTS	AVG
97-98	5-5	213	31	77	.403	4	4	1.000	16	22	38	18	15-0	10	8	3	81	16.2
98-99	4-4	125	11	35	.314	0	0	---	7	9	16	6	12-1	4	4	0	27	6.8
99-00	4-0	90	11	24	.458	6	8	.750	2	7	9	5	9-0	3	1	1	30	7.5
00-01	4-4	137	14	53	.264	0	0	---	3	11	14	7	10-0	7	6	1	34	8.5
01-02	3-0	67	9	20	.450	4	6	.667	1	12	13	2	5-0	4	6	0	27	9.0
02-03	6-5	166	13	38	.342	1	2	.500	5	16	21	18	14-0	4	4	1	29	4.8
TOTAL	26-18	798	89	247	.360	15	20	.750	34	77	111	48	65-1	32	29	6	228	8.8
Three-point FG: 97-98, 15-31 (.484); 98-99, 5-13 (.385); 99-00, 2-10 (.200); 00-01, 6-17 (.253); 01-02, 5-9 (.556); 02-03, 2-16 (.125). Total, 35-96 (.365)																		

PERSON, CHUCKCOLLEGE: AUBURN '86NO: 45POS: FHT: 6-8BIRTHDATE: JUNE 27, 1964

ACQUIRED: From Indiana with Micheal Williams for Sam Mitchell and Pooh Richardson on Sept. 8, 1992.

DEPARTED: Unrestricted free agent on July 1, 1994.

YEAR	G-GS	MIN	FG	FGA	PCT	FT	FTA	PCT	OR	DR	TOT	A	PF-D	STL	TO	BLK	PTS	AVG
92-93	78-75	2985	541	1248	.433	109	168	.649	98	335	433	343	198-2	67	219	30	1309	16.8
93-94	77-37	2029	356	843	.422	82	108	.759	55	198	253	185	164-0	45	121	12	894	11.6
TOTAL	155-112	5014	897	2091	.429	191	276	.692	153	533	686	528	362-2	112	340	42	2203	14.2
Three-point FG: 92-93, 118-332 (.355); 93-94, 100-272 (.368). Total, 218-604 (.361)																		

PORTER, TERRYCOLLEGE: WISCONSIN-STEVENS POINT '85NO: 30POS: GHT: 6-3BIRTHDATE: APRIL 8, 1963

ACQUIRED: Signed as a free agent on Oct. 16, 1995.

DEPARTED: Unrestricted free agent on July 1, 1998.

YEAR	G-GS	MIN	FG	FGA	PCT	FT	FTA	PCT	OR	DR	TOT	A	PF-D	STL	TO	BLK	PTS	AVG
95-96	82-40	2072	269	608	.442	164	209	.785	36	176	212	452	154-0	89	173	15	773	9.4
96-97	82-20	1568	187	449	.416	127	166	.765	31	145	176	295	104-0	54	128	11	568	6.9
97-98	82-8	1786	259	577	.449	167	195	.856	37	131	168	271	103-0	63	104	16	777	9.5
TOTAL	246-68	5426	715	1634	.438	458	570	.804	104	452	556	915	361-0	206	405	42	2118	8.6
Three-point FG: 95-96, 71-226 (.314); 96-97, 67-200 (.335); 97-98, 92-223 (.395). Total, 230-649 (.354)																		

Playoffs

YEAR	G-GS	MIN	FG	FGA	PCT	FT	FTA	PCT	OR	DR	TOT	A	PF-D	STL	TO	BLK	PTS	AVG
96-97	3-0	46	5	13	.385	3	4	.750	1	2	3	9	2-0	2	2	2	16	5.3
97-98	5-4	188	27	63	.429	15	18	.833	7	18	25	16	10-0	5	4	0	79	15.8
TOTAL	8-4	234	32	76	.421	18	22	.818	8	20	28	25	12-0	7	6	2	95	11.9
Three-point FG: 1996-97, 3-9 (.333); 1997-98, 10-25 (.400). Total, 13-34 (.382)																		

PRICE, A.J.COLLEGE: CONNECTICUT '09NO: 22POS: GHT: 6-2BIRTHDATE: OCT. 7, 1986

ACQUIRED: Signed as a free agent on Sept. 27, 2013.

DEPARTED: Waived on Apr. 3, 2014.

YEAR	G-GS	MIN	FG	FGA	PCT	FT	FTA	PCT	OR	DR	TOT	A	PF-D	STL	TO	BLK	PTS	AVG
13-14	28-0	99	19	46	.413	0	2	.000	1	9	10	13	5-0	1	7	0	44	1.6
Three-point FG: 13-14, 6-22 (.273)																		



FORMER PLAYER STATS

RIDNOUR, LUKE

COLLEGE: OREGON '03NO: 13POS: GHT: 6-2BIRTHDATE: FEB. 13, 1981

ACQUIRED: Signed as a free agent on July 21, 2010.
DEPARTED: Traded to Milwaukee along with a 2014 2nd-round pick in a three-team deal in which the Wolves acquired Kevin Martin (sign-and-trade) and cash considerations from Oklahoma City on July 11, 2013.

YEAR	G-GS	MIN	FG	FGA	PCT	FT	FTA	PCT	OR	DR	TOT	A	PF-D	STL	TO	BLK	PTS	AVG
10-11	71-66	2159	319	681	.468	121	137	.883	37	162	199	384	146-1	89	158	10	840	11.8
11-12	53-53	1750	242	550	.440	106	119	.891	19	122	141	252	136-1	56	96	16	639	12.1
12-13	82-82	2474	367	811	.453	139	164	.848	41	165	206	311	187-1	82	130	15	939	11.5
TOTAL	206-201	6383	928	2042	.454	366	420	.871	97	449	546	947	469-3	227	384	41	2418	11.7

Three-point FG: 10-11, 81-184 (.440); 1-12, 49-152 (.322); 12-13, 66-212 (.311). Total, 196-548 (.358)

RILEY, ERIC

COLLEGE: MICHIGAN '93NO: 40POS: CHT: 7-0BIRTHDATE: JUNE 2, 1970

ACQUIRED: Signed as a free agent on Oct. 14, 1995.
DEPARTED: Unrestricted free agent on July 1, 1996.

YEAR	G-GS	MIN	FG	FGA	PCT	FT	FTA	PCT	OR	DR	TOT	A	PF-D	STL	TO	BLK	PTS	AVG
95-96	25-10	310	35	74	.473	22	28	.786	32	44	76	5	42-0	8	17	16	92	3.7

Three-point FG: 0-1 (.000)

ROBERTS, STANLEY

COLLEGE: LSU '91NO: 53POS: CHT: 7-0BIRTHDATE: FEB. 7, 1970

ACQUIRED: From the L.A. Clippers for Stojko Vrankovic on June 25, 1997.
DEPARTED: Unrestricted free agent on June 15, 1998.

YEAR	G-GS	MIN	FG	FGA	PCT	FT	FTA	PCT	OR	DR	TOT	A	PF-D	STL	TO	BLK	PTS	AVG
97-98	74-4	1328	191	386	.495	75	156	.481	109	254	363	27	226-5	24	70	72	457	6.2

Playoffs

YEAR	G-GS	MIN	FG	FGA	PCT	FT	FTA	PCT	OR	DR	TOT	A	PF-D	STL	TO	BLK	PTS	AVG
97-98	1-0	8	0	1	.000	1	2	.500	1	1	2	0	0-0	0	1	0	1	1.0

ROBINSON, JAMES

COLLEGE: ALABAMA '93NO: 26POS: GHT: 6-2BIRTHDATE: AUG. 31, 1970

ACQUIRED: Signed as a free agent on March 26, 1999.
DEPARTED: Unrestricted free agent on July 1, 1999.

YEAR	G-GS	MIN	FG	FGA	PCT	FT	FTA	PCT	OR	DR	TOT	A	PF-D	STL	TO	BLK	PTS	AVG
96-97	69-5	1309	196	482	.407	78	114	.684	24	88	112	126	125-1	30	69	8	572	8.3
98-99	17-0	226	28	87	.322	8	14	.571	8	27	35	38	31-0	8	28	5	77	4.5
TOTAL	86-5	1535	224	569	.394	86	128	.672	32	115	147	164	156-1	38	97	13	649	7.5

Three-point FG: 96-97, 102-267 (.382); 98-99, 13-44 (.295). Total, 115-311 (.370)

Playoffs

YEAR	G-GS	MIN	FG	FGA	PCT	FT	FTA	PCT	OR	DR	TOT	A	PF-D	STL	TO	BLK	PTS	AVG
96-97	2-0	31	5	12	.417	0	0	----	1	2	3	3	4-0	2	1	0	14	7.0
98-99	4-0	10	1	4	.250	0	0	----	0	1	1	0	3-0	0	3	0	3	0.8
TOTAL	6-0	41	6	16	.385	0	0	----	1	3	4	3	7-0	2	4	0	17	2.8

Three-point FG: 1997, 4-10 (.400); 1999, 1-3 (.333). Total, 5-13 (.385)

ROOKS, SEAN

COLLEGE: ARIZONA '92NO: 45POS: CHT: 6-10BIRTHDATE: SEPT. 9, 1969

ACQUIRED: From Dallas for a conditional 1996, 1997 or 1998 first-round draft pick on Nov. 1, 1994.
DEPARTED: Traded to Atlanta with Christian Laettner for Andrew Lang and Anthony "Spud" Webb on Feb. 22, 1996.

YEAR	G-GS	MIN	FG	FGA	PCT	FT	FTA	PCT	OR	DR	TOT	A	PF-D	STL	TO	BLK	PTS	AVG
94-95	80-70	2405	289	615	.470	290	381	.761	165	321	486	97	208-1	29	142	71	868	10.9
95-96	49-7	902	112	227	.493	106	159	.667	60	144	204	38	106-0	19	49	28	331	6.8
TOTAL	129-77	3307	401	842	.476	396	540	.733	225	465	690	135	314-1	48	191	99	1199	9.3

Three-point FG: 94-95, 0-5 (.000); 95-96, 1-6 (.167). Total, 1-11 (.091)

ROTH, SCOTT

COLLEGE: WISCONSIN '85NO: 3POS: FHT: 6-6BIRTHDATE: JUNE 3, 1963

ACQUIRED: Selected in Expansion Draft from San Antonio on June 15, 1989.
DEPARTED: Released on July 6, 1990.

YEAR	G-GS	MIN	FG	FGA	PCT	FT	FTA	PCT	OR	DR	TOT	A	PF-D	STL	TO	BLK	PTS	AVG
89-90	71-3	1061	159	420	.379	150	201	.746	34	78	112	115	144-1	51	85	6	486	6.8

Three-point FG: 18-52 (.346)

ROY, BRANDON

COLLEGE: WASHINGTON '04NO: 3POS: GHT: 6-6BIRTHDATE: JULY 23, 1984

ACQUIRED: Signed as a free agent on Aug. 31, 2012.
DEPARTED: Waived on May 10, 2013.

YEAR	G-GS	MIN	FG	FGA	PCT	FT	FTA	PCT	OR	DR	TOT	A	PF-D	STL	TO	BLK	PTS	AVG
12-13	5-5	122	11	35	.314	7	10	.700	3	11	14	23	5-0	3	7	0	29	5.8

Three-point FG: 0-9 (.000)



FORMER PLAYER STATS

ROYAL, DONALD			COLLEGE: NOTRE DAME '87				NO: 15		POS: F		HT: 6-7		BIRTHDATE: MAY 2, 1966						
ACQUIRED: Signed as a free agent on Sept. 12, 1989.																			
DEPARTED: Opted to play in Israel after 1989-90 season.																			
YEAR	G-GS	MIN	FG	FGA	PCT	FT	FTA	PCT	OR	DR	TOT	A	PF-D	STL	TO	BLK	PTS	AVG	
89-90	66-0	746	117	255	.459	153	197	.777	69	68	137	43	107-0	32	81	8	387	5.9	
Three-point FG: 0-1 (.000)																			

ROZIER, CLIFFORD			COLLEGE: LOUISVILLE '94					NO: 22		POS: C		HT: 6-11		BIRTHDATE: OCT. 31, 1972				
ACQUIRED: Signed as a free agent on Oct. 1, 1997.																		
DEPARTED: Released on Nov. 25, 1997.																		
YEAR	G-GS	MIN	FG	FGA	PCT	FT	FTA	PCT	OR	DR	TOT	A	PF-D	STL	TO	BLK	PTS	AVG
97-98	6-0	30	3	6	.500	0	1	.000	3	3	6	0	7-0	0	4	0	6	1.0

SCOTT, DENNIS			COLLEGE: GEORGIA TECH '91				NO: 3		POS: G/F		HT: 6-8		BIRTHDATE: SEPT. 5, 1968						
ACQUIRED: Signed as a free agent on March 17, 1999.																			
DEPARTED: Unrestricted free agent on July 1, 1999.																			
YEAR	G-GS	MIN	FG	FGA	PCT	FT	FTA	PCT	OR	DR	TOT	A	PF-D	STL	TO	BLK	PTS	AVG	
98-99	21-9	532	70	157	.446	22	27	.815	5	33	38	32	32-0	12	14	2	191	9.1	
Three-point FG: 29-68 (.426)																			

SEALY, MALIK			COLLEGE: ST. JOHN'S '92					NO: 2		POS: G/F		HT: 6-8		BIRTHDATE: FEB. 1, 1970				
ACQUIRED: Signed as a free agent on Jan. 22, 1999.																		
DEPARTED: Died May 20, 2000.																		
YEAR	G-GS	MIN	FG	FGA	PCT	FT	FTA	PCT	OR	DR	TOT	A	PF-D	STL	TO	BLK	PTS	AVG
98-99	31-7	731	95	231	.411	55	61	.902	23	69	92	36	68-0	30	33	5	251	8.1
99-00	82-61	2392	371	780	.476	177	218	.812	119	233	352	197	197-0	76	110	19	929	11.3
TOTAL	113-68	3123	466	1011	.461	232	279	.832	142	302	444	233	265-0	106	143	24	1180	10.4
Three-point FG: 98-99, 6-23 (.261); 99-00, 10-35 (.286). Total, 16-58, (.276)																		

Playoffs

YEAR	G-GS	MIN	FG	FGA	PCT	FT	FTA	PCT	OR	DR	TOT	A	PF-D	STL	TO	BLK	PTS	AVG	
98-99	4-0	70	8	23	.348	4	5	.800	2	4	6	3	4-0	1	2	1	20	5.0	
99-00	4-4	122	19	41	.463	11	16	.688	5	13	18	5	10-0	2	0	0	50	12.5	
TOTAL	8-4	192	27	64	.422	15	21	.714	7	17	24	8	14-0	3	2	1	70	8.6	
Three-point FG: 99-00, 1-3 (.333)																			

SELLERS, BRAD			COLLEGE: OHIO STATE '86				NO: 2/4		POS: F		HT: 7-0		BIRTHDATE: DEC. 17, 1962					
ACQUIRED: From Seattle for Steve Johnson and a conditional second-round draft pick on Feb. 22, 1990 ; From Detroit with Lance Blanks and a future second-round pick for Gerald Glass and Mark Randall on Nov. 15, 1992.																		
DEPARTED: Released on June 27, 1990 ; Released on July 7, 1993																		
YEAR	G-GS	MIN	FG	FGA	PCT	FT	FTA	PCT	OR	DR	TOT	A	PF-D	STL	TO	BLK	PTS	AVG
89-90	14-0	113	19	56	.339	9	12	.750	8	11	19	1	11-0	6	12	3	47	3.4
92-93	54-4	533	49	130	.377	37	39	.949	27	56	83	46	40-0	6	27	11	135	2.5
TOTAL	68-4	646	68	186	.366	46	51	.902	35	67	102	47	51-0	12	39	14	182	2.7
Three-point FG: 89-90, 0-2 (.000); 92-93, 0-1 (.000). Total, 0-3, (.000)																		

SESSIONS, RAMON

COLLEGE: NEVADA '07

NO: 7

POS: G

HT: 6-3

BIRTHDATE: APRIL 11, 1986

ACQUIRED: Signed as a free agent on Sept. 11, 2009.

DEPARTED: Traded to Cleveland with Ryan Hollins and a future second-round pick for Sebastian Telfair and Delonte West on July 26, 2010.

YEAR	G-GS	MIN	FG	FGA	PCT	FT	FTA	PCT	OR	DR	TOT	A	PF-D	STL	TO	BLK	PTS	AVG
09-10	82-1	1732	253	555	.456	167	233	.717	58	156	214	258	137-0	55	137	5	674	8.2
Three-point 1-15 (.067)																		

SHACKLEFORD, CHARLES			COLLEGE: NORTH CAROLINA STATE '88					NO: 17		POS: C		HT: 6-11		BIRTHDATE: APRIL 22, 1966				
ACQUIRED: Signed as a free agent on Sept. 29, 1994.																		
DEPARTED: Released on Feb. 27, 1995.																		
YEAR	G-GS	MIN	FG	FGA	PCT	FT	FTA	PCT	OR	DR	TOT	A	PF-D	STL	TO	BLK	PTS	AVG
94-95	21-2	239	39	65	.600	16	20	.800	16	51	65	8	47-0	8	8	6	94	4.5

SHVED, ALEXEY			COUNTRY: RUSSIA			NO: 1			POS: G			HT: 6-6			BIRTHDATE: DEC. 16, 1988				
ACQUIRED: Signed as a free agent on July 25, 2012.																			
DEPARTED: Traded to Philadelphia with Luc Richard Mbah a Moute and Miami's 2015 first-round pick in a three-team trade for Andrew Wiggins, Anthony Bennett and Thaddeus Young.																			
YEAR	G-GS	MIN	FG	FGA	PCT	FT	FTA	PCT	OR	DR	TOT	A	PF-D	STL	TO	BLK	PTS	AVG	
12-13	77-16	1840	236	635	.372	108	150	.720	41	134	175	286	117-0	54	147	27	665	8.6	
13-14	63-0	664	76	237	.321	68	90	.756	21	60	81	68	36-0	26	48	16	250	4.0	
TOTAL	140-16	2504	312	872	.358	176	240	.733	62	194	256	354	153-0	80	195	43	915	6.5	
Three-point FG: 12-13, 85-288 (.295); 13-14, 30-102 (.294). Total, 115-390, (.295)																			



FORMER PLAYER STATS

SPENCER, FELTONCOLLEGE: LOUISVILLE '90NO: 50POS: CHT: 7-0BIRTHDATE: JAN. 5, 1968

ACQUIRED: 1990 NBA Draft (1st Round/6th overall).

DEPARTED: Traded to Utah for Mike Brown on June 30, 1993.

YEAR	G-GS	MIN	FG	FGA	PCT	FT	FTA	PCT	OR	DR	TOT	A	PF-D	STL	TO	BLK	PTS	AVG
90-91	81-46	2099	195	381	.512	182	252	.722	272	369	641	25	337-14	48	77	121	572	7.1
91-92	61-54	1481	141	331	.426	123	178	.691	167	268	435	53	241-7	27	70	79	405	6.6
92-93	71-48	1296	105	226	.465	83	127	.654	134	190	324	17	243-10	23	70	66	293	4.1
TOTAL	213-148	4876	441	938	.470	388	557	.697	573	827	1400	95	821-31	98	217	266	1270	6.0

Three-point FG: 90-91, 0-1 (.000)

SPREWELL, LATRELLCOLLEGE: ALABAMA '92NO: 8POS: G/FHT: 6-5BIRTHDATE: SEPT. 8, 1970

ACQUIRED: From New York in a four-team trade that sent Terrell Brandon to Atlanta and Marc Jackson to Philadelphia on July 23, 2003.

DEPARTED: Unrestricted free agent on July 1, 2005.

YEAR	G-GS	MIN	FG	FGA	PCT	FT	FTA	PCT	OR	DR	TOT	A	PF-D	STL	TO	BLK	PTS	AVG
03-04	82-82	3100	518	1266	.409	240	295	.814	56	254	310	286	101-0	88	158	21	1375	16.8
04-05	80-79	2450	398	961	.414	156	188	.830	65	189	254	179	124-0	53	127	21	1021	12.8
TOTAL	162-161	5550	916	2227	.412	396	483	.820	121	443	564	465	225-0	141	285	42	2396	14.8

Three-point FG: 03-04, 99-299 (.331); 04-05, 69-211 (.327). Total 168-510, (.329)

Playoffs

YEAR	G-GS	MIN	FG	FGA	PCT	FT	FTA	PCT	OR	DR	TOT	A	PF-D	STL	TO	BLK	PTS	AVG
03-04	18-16	771	130	309	.421	60	77	.779	11	68	79	72	35-0	29	47	12	357	19.8

Three-point FG: 03-04, 37-96 (.385)

STIEMSMA, GREGCOLLEGE: WISCONSIN '08NO: 34POS: CHT: 6-11BIRTHDATE: SEPT. 26, 1985

ACQUIRED: Signed as a free agent on Aug. 2, 2012.

DEPARTED: Waived on July 7, 2013.

YEAR	G-GS	MIN	FG	FGA	PCT	FT	FTA	PCT	OR	DR	TOT	A	PF-D	STL	TO	BLK	PTS	AVG
12-13	76-19	1209	127	278	.457	53	69	.768	61	200	261	30	184-3	44	59	90	307	4.0

STRICKLAND, RODCOLLEGE: DEPAUL '88NO: 1POS: GHT: 6-3BIRTHDATE: JULY 11, 1966

ACQUIRED: Signed as a free agent on Oct. 27, 2002.

DEPARTED: Unrestricted free agent on July 1, 2003.

YEAR	G-GS	MIN	FG	FGA	PCT	FT	FTA	PCT	OR	DR	TOT	A	PF-D	STL	TO	BLK	PTS	AVG
02-03	47-8	956	120	278	.432	79	107	.738	20	75	95	215	55-0	46	76	6	320	6.8

Three-point FG: 02-03, 1-11 (.091)

Playoffs

YEAR	G-GS	MIN	FG	FGA	PCT	FT	FTA	PCT	OR	DR	TOT	A	PF-D	STL	TO	BLK	PTS	AVG
02-03	6-0	73	11	21	.524	6	6	1.000	0	6	6	17	5-0	4	8	2	28	4.7

SZCZERBIAK, WALLYCOLLEGE: MIAMI (OHIO) '99NO: 10POS: FHT: 6-7BIRTHDATE: MAR. 5, 1977

ACQUIRED: 1999 NBA Draft (1st Round/6th overall).

DEPARTED: Traded to Boston along with Michael Olowokandi, Dwayne Jones and a future first-round draft pick in exchange for Ricky Davis, Marcus Banks, Justin Reed and two conditional second-round draft picks (2006 and 2008) on Jan. 26, 2006.

YEAR	G-GS	MIN	FG	FGA	PCT	FT	FTA	PCT	OR	DR	TOT	A	PF-D	STL	TO	BLK	PTS	AVG
99-00	73-53	2171	342	669	.511	133	161	.826	89	183	272	201	175-3	58	83	23	845	11.6
00-01	82-82	2856	469	920	.510	181	208	.870	133	314	447	260	226-4	59	138	33	1145	14.0
01-02	82-82	3117	609	1200	.508	226	272	.831	120	271	391	257	188-1	66	181	21	1531	18.7
02-03	52-42	1836	351	729	.481	150	173	.867	53	188	241	136	123-0	44	87	22	913	17.6
03-04	28-0	622	106	236	.449	53	64	.828	24	64	88	33	42-0	12	42	1	285	10.2
04-05	81-37	2558	465	919	.506	260	304	.855	82	221	303	191	178-0	40	132	16	1253	15.5
05-06	40-40	1555	292	590	.495	163	182	.896	36	154	190	112	90-0	21	86	15	805	20.1
TOTAL	438-336	14715	2634	5263	.501	1166	1364	.855	537	1395	1932	1391	1022-8	300	749	131	6777	15.5

Three-point FG: 99-00, 28-78 (.359); 00-01, 26-77 (.338); 01-02, 87-191 (.455); 02-03, 61-145 (.421); 03-04, 20-46 (.435); 04-05, 63-169 (.373); 05-06, 58-143 (.406) Total, 343-849 (.404)

Playoffs

YEAR	G-GS	MIN	FG	FGA	PCT	FT	FTA	PCT	OR	DR	TOT	A	PF-D	STL	TO	BLK	PTS	AVG
99-00	4-4	94	12	30	.400	0	0	---	2	6	8	2	7-0	3	1	1	24	6.0
00-01	4-4	143	18	37	.486	20	25	.800	4	14	18	10	6-0	5	12	3	56	14.0
01-02	3-3	131	21	44	.477	16	18	.889	9	12	21	6	8-0	2	8	0	60	20.0
02-03	6-6	252	29	61	.475	26	30	.867	6	24	30	13	19-0	6	18	1	87	14.5
03-04	12-0	298	47	112	.420	38	41	.927	9	30	39	20	31-0	6	24	2	142	11.8
TOTAL	29-17	918	127	284	.447	100	114	.877	30	86	116	51	71-0	22	63	7	369	12.7

Three-point FG: 99-00, 0-3 (.000); 00-01, 0-1 (.000); 01-02, 2-9 (.222); 02-03, 3-14 (.214); 03-04, 10-29 (.345). Total, 15-56 (.268)



FORMER PLAYER STATS

TELFAR, SEBASTIAN		HIGH SCHOOL: ABRAHAM LINCOLN '04				NO: 3		POS: G		HT: 6-0		BIRTHDATE: JUNE 9, 1985						
Acquired: From Boston with Al Jefferson, Gerald Green, Ryan Gomes, Theo Ratliff and two future first-round picks for Kevin Garnett on July 31, 2007 ; From Cleveland with Delonte West for Ryan Hollins, Ramon Sessions and a future second-round pick on July 26, 2010.																		
Departed: Traded to the L.A. Clippers with Mark Madsen and Craig Smith for Quentin Richardson on July 20, 2009 ; Unrestricted free agent on July 1, 2011																		
YEAR	G-GS	MIN	FG	FGA	PCT	FT	FTA	PCT	OR	DR	TOT	A	PF-D	STL	TO	BLK	PTS	AVG
07-08	60-51	1933	223	556	.401	78	105	.743	16	119	135	355	171-1	59	111	11	556	9.3
08-09	75-43	2095	267	697	.383	131	160	.819	32	95	127	343	184-3	73	146	12	738	9.8
10-11	37-8	711	97	241	.402	44	60	.733	17	37	54	111	64-1	25	64	3	266	7.2
TOTAL	172-102	4739	587	1494	.393	253	325	.778	65	251	316	809	419-5	157	321	26	1560	9.1
Three-point FG: 07-08, 32-114 (.281); 08-09, 73-211 (.346); 10-11, 28-78 (.359). Total, 133-403 (.330)																		

THOMAS, JIM			COLLEGE: INDIANA '83					NO: 20		POS: G		HT: 6-2		BIRTHDATE: OCT. 19, 1960				
ACQUIRED: Signed as a free agent on Oct. 30, 1990.																		
DEPARTED: Released on Nov. 10, 1990.																		
YEAR	G-GS	MIN	FG	FGA	PCT	FT	FTA	PCT	OR	DR	TOT	A	PF-D	STL	TO	BLK	PTS	AVG
90-91	3-0	14	1	4	.250	0	0	.000	0	0	0	1	0-0	1	1	0	2	0.7

THOMAS, JOHN			COLLEGE: MINNESOTA '97					NO: 12		POS: F		HT: 6-9		BIRTHDATE: SEPT. 8, 1975				
ACQUIRED: Signed as a free agent on Oct. 4, 2004 ; Signed as a free agent on Jan. 10, 2005.																		
DEPARTED: Released on Nov. 1, 2004 ; Unrestricted free agent on July 1, 2005.																		
YEAR	G-GS	MIN	FG	FGA	PCT	FT	FTA	PCT	OR	DR	TOT	A	PF-D	STL	TO	BLK	PTS	AVG
04-05	44-8	521	42	86	.488	27	46	.587	39	58	97	17	82-1	15	18	13	111	2.5

THORNTON, BOB			COLLEGE: UC IRVINE '84					NO: 25		POS: F		HT: 6-10		BIRTHDATE: JULY 10, 1962				
ACQUIRED: From Philadelphia for a 1991 second-round draft pick on Nov. 10, 1990.																		
DEPARTED: Unrestricted free agent on July 1, 1991.																		
YEAR	G-GS	MIN	FG	FGA	PCT	FT	FTA	PCT	OR	DR	TOT	A	PF-D	STL	TO	BLK	PTS	AVG
90-91	12-1	110	4	13	.308	8	10	.800	1	14	15	1	18-0	0	9	3	16	1.3

TOLLIVER, ANTHONY

COLLEGE: CREIGHTON '07

NO: 44

POS: F

HT: 6-8

BIRTHDATE: JUNE 1, 1985

ACQUIRED: Signed as a free agent on August 9, 2010.

DEPARTED: Unrestricted free agent on July 1, 2012.

YEAR	G-GS	MIN	FG	FGA	PCT	FT	FTA	PCT	OR	DR	TOT	A	PF-D	STL	TO	BLK	PTS	AVG
10-11	65-4	1362	141	313	.450	105	131	.802	92	203	295	82	145-1	28	49	28	434	6.7
11-12	51-0	882	71	182	.390	41	55	.745	50	103	153	22	86-1	18	35	19	208	4.1
TOTAL	116-4	2224	212	495	.428	146	186	.785	142	306	448	104	231-2	46	84	47	642	5.5

Three-point FG: 10-11, 47-115 (.409); 11-12, 25-101 (.248). Total, 72-216 (.333)

RENT, GARY			COLLEGE: OHIO '95					NO: 20		POS: F		HT: 6-8		BIRTHDATE: SEPT. 22, 1974				
ACQUIRED: Signed as a free agent on Oct. 2, 2001.																		
DEPARTED: Unrestricted free agent on July 1, 2004.																		
YEAR	G-GS	MIN	FG	FGA	PCT	FT	FTA	PCT	OR	DR	TOT	A	PF-D	STL	TO	BLK	PTS	AVG
01-02	64-10	1140	193	381	.507	92	144	.639	104	166	270	60	160-0	21	58	27	478	7.5
02-03	80-22	1221	208	389	.535	60	101	.594	106	185	291	77	142-0	32	59	23	476	6.0
03-04	68-2	1025	155	328	.473	69	91	.758	83	133	216	49	129-2	12	54	17	379	5.6
TOTAL	212-34	3386	556	1098	.506	221	336	.658	293	484	777	186	431-2	65	171	67	1333	6.3
Three-point FG: 01-02, 0-2 (.000); 02-03, 0-2 (.000); 03-04, 0-6 (.000). Total, 0-10 (.000)																		

Playoffs																		
YEAR	G-GS	MIN	FG	FGA	PCT	FT	FTA	PCT	OR	DR	TOT	A	PF-D	STL	TO	BLK	PTS	AVG
01-02	3-0	48	8	16	.500	3	6	.500	5	4	9	1	8-0	0	3	0	19	6.3
02-03	6-0	42	5	14	.357	4	6	.667	4	3	7	1	6-0	1	4	0	14	2.3
03-04	13-0	70	8	25	.320	5	8	.625	6	6	12	2	11-0	0	3	0	21	1.6
TOTAL	22-0	160	21	55	.382	12	20	.600	15	13	28	4	25-0	1	10	0	54	2.5
Three-point FG: 03-04, 0-2 (.000)																		

TSKITISHVILI, NIKOLOZ

COLLEGE: GEORGIA (EUROPE)

NO: 17

POS: F

HT: 7-0

BIRTHDATE: APRIL 14, 1983

ACQUIRED: Signed as a free agent on Aug. 9, 2005.

DEPARTED: Traded to Phoenix for for a 2006 second-round draft pick on Jan. 26, 2006.

YEAR	G-GS	MIN	FG	FGA	PCT	FT	FTA	PCT	OR	DR	TOT	A	PF-D	STL	TO	BLK	PTS	AVG
05-06	5-0	13	1	4	.250	1	2	.500	0	2	2	0	0-0	0	2	0	3	0.6

TUCKER, ALANDO

COLLEGE: WISCONSIN '07

NO: 29

POS: F

HT: 6-6

BIRTHDATE: FEB. 11, 1984

ACQUIRED: From Phoenix with a future second-round pick and cash considerations for Jason Hart on Dec. 29, 2009.

DEPARTED: Waived on March 22, 2010.

YEAR	G-GS	MIN	FG	FGA	PCT	FT	FTA	PCT	OR	DR	TOT	A	PF-D	STL	TO	BLK	PTS	AVG
09-10	4-0	25	4	9	.444	0	0	---	1	2	3	1	1-0	0	1	0	8	2.0



FORMER PLAYER STATS

VETRA, GUNDARS			COLLEGE: LATVIA '92			NO: 2			POS: G/F			HT: 6-6			BIRTHDATE: MAY 22, 1967				
ACQUIRED: Signed as a free agent on July 2, 1992.																			
DEPARTED: Unrestricted free agent on July 1, 1993.																			
YEAR	G-GS	MIN	FG	FGA	PCT	FT	FTA	PCT	OR	DR	TOT	A	PF-D	STL	TO	BLK	PTS	AVG	
92-93	13-0	89	19	40	.475	4	6	.667	4	4	8	6	12-0	2	2	0	45	3.5	
Three-point FG: 3-3 (1.000)																			
VRANKOVIC, STOJKO			COLLEGE: CROATIA			NO: 11			POS: C			HT: 7-2			BIRTHDATE: JAN. 22, 1964				
ACQUIRED: Signed as a free agent on Sept. 6, 1996.																			
DEPARTED: Traded to L.A. Clippers for Stanley Roberts on June 25, 1997.																			
YEAR	G-GS	MIN	FG	FGA	PCT	FT	FTA	PCT	OR	DR	TOT	A	PF-D	STL	TO	BLK	PTS	AVG	
96-97	53-35	766	78	139	.561	25	37	.676	57	111	168	14	121-0	10	52	67	181	3.4	
Playoffs																			
YEAR	G-GS	MIN	FG	FGA	PCT	FT	FTA	PCT	OR	DR	TOT	A	PF-D	STL	TO	BLK	PTS	AVG	
96-97	1-0	6	0	2	.000	0	0	----	1	0	1	3	0-0	0	0	0	0	0.0	
WALKER, ANTOINE			COLLEGE: KENTUCKY '96			NO: 24			POS: F			HT: 6-9			BIRTHDATE: AUG. 12, 1976				
ACQUIRED: From Miami with Michael Doleac, Wayne Simien, a future first-round draft pick and cash considerations for Mark Blount and Ricky Davis on Oct. 24, 2007.																			
DEPARTED: Traded to Memphis with Greg Buckner, Marko Jaric and the draft rights to O.J. Mayo for Brian Cardinal, Jason Collins, Mike Miller and the draft rights to Kevin Love on June 26, 2008.																			
YEAR	G-GS	MIN	FG	FGA	PCT	FT	FTA	PCT	OR	DR	TOT	A	PF-D	STL	TO	BLK	PTS	AVG	
07-08	46-1	892	136	375	.363	35	66	.530	56	112	168	45	80-0	33	46	8	368	8.0	
Three-point FG: 61-188 (.324)																			
WEBB, SPUD			COLLEGE: NORTH CAROLINA STATE '85			NO: 4			POS: G			HT: 5-7			BIRTHDATE: JULY 13, 1963				
ACQUIRED: From Atlanta with Andrew Lang for Christian Laettner and Sean Rooks on Feb. 22, 1996.																			
DEPARTED: Unrestricted free agent July 11, 1996																			
YEAR	G-GS	MIN	FG	FGA	PCT	FT	FTA	PCT	OR	DR	TOT	A	PF-D	STL	TO	BLK	PTS	AVG	
95-96	26-21	645	82	208	.394	51	58	.879	7	33	40	154	41-0	25	59	5	244	9.4	
Three-point FG: 29-72 (.403)																			
WEBSTER, MARTELL			HIGH SCHOOL: SEATTLE PREP HS (SEATTLE, WA)			NO: 5			POS: G/F			HT: 6-7			BIRTHDATE: DEC. 4, 1986				
ACQUIRED: From Portland in exchange for the draft rights to Luke Babbitt and Ryan Gomes on June 24, 2010.																			
DEPARTED: Waived on July 13, 2012.																			
YEAR	G-GS	MIN	FG	FGA	PCT	FT	FTA	PCT	OR	DR	TOT	A	PF-D	STL	TO	BLK	PTS	AVG	
10-11	46-1	1094	152	340	.447	94	122	.770	36	111	147	53	101	28	58	9	453	9.8	
11-12	47-26	1140	115	272	.423	57	72	.792	42	126	168	40	86	31	46	17	324	6.9	
TOTAL	93-27	2234	267	612	.436	151	194	.778	78	237	315	93	187	59	104	26	777	8.4	
Three-point FG: 10-11, 55-132 (.417); 11-12, 37-109 (.339). Total, 92-241 (.382)																			
WEST, DOUG			COLLEGE: VILLANOVA '89			NO: 5			POS: G/F			HT: 6-6			BIRTHDATE: MAY 27, 1967				
ACQUIRED: 1989 NBA Draft (2nd Round/38th overall).																			
DEPARTED: Traded to Vancouver for Anthony Peeler on Feb. 18, 1998.																			
YEAR	G-GS	MIN	FG	FGA	PCT	FT	FTA	PCT	OR	DR	TOT	A	PF-D	STL	TO	BLK	PTS	AVG	
89-90	52-0	378	53	135	.393	26	32	.813	24	46	70	18	61-0	10	31	6	135	2.6	
90-91	75-1	824	118	246	.480	58	84	.690	56	80	136	48	115-0	35	41	23	294	3.9	
91-92	80-72	2540	463	894	.518	186	231	.805	107	150	257	281	239-1	66	120	26	1116	14.0	
92-93	80-80	3104	646	1249	.517	249	296	.841	89	158	247	235	279-1	85	165	21	1543	19.3	
93-94	72-61	2182	434	891	.487	187	231	.810	61	170	231	172	236-3	65	137	24	1056	14.7	
94-95	71-65	2328	351	762	.461	206	246	.837	60	167	227	185	250-4	65	126	24	919	12.9	
95-96	73-16	1639	175	393	.445	114	144	.792	48	113	161	119	228-2	30	81	17	465	6.4	
96-97	68-66	1920	226	484	.467	64	94	.681	37	111	148	113	218-3	61	66	24	531	7.8	
97-98	38-10	688	64	171	.374	29	40	.725	23	59	82	45	97-1	11	21	5	157	4.1	
TOTAL	609-371	15603	2530	5225	.484	1119	1398	.800	505	1417	1922	1216	1723-15	428	788	170	6216	10.2	
Three-point FG: 89-90, 3-11 (.273); 90-91, 0-1 (.000); 91-92, 4-23 (.174); 92-93, 2-23 (.087); 93-94, 1-8 (.125); 94-95, 11-61 (.180); 95-96, 1-13 (.077); 96-97, 15-45 (.333); 97-98, 0-2 (.000). Total, 37-187 (.198)																			
Playoffs																			
YEAR	G-GS	MIN	FG	FGA	PCT	FT	FTA	PCT	OR	DR	TOT	A	PF-D	STL	TO	BLK	PTS	AVG	
96-97	3-3	87	12	22	.545	9	9	1.000	0	4	4	6	11-0	2	1	1	33	11.0	
Three-point FG: 0-2 (.000)																			
WHEAT, DEJUAN			COLLEGE: LOUISVILLE '97			NO: 32			POS: G			HT: 6-0			BIRTHDATE: OCT. 14, 1973				
ACQUIRED: Signed as a free agent on Oct. 23, 1997.																			
DEPARTED: Unrestricted free agent on July 1, 1998.																			
YEAR	G-GS	MIN	FG	FGA	PCT	FT	FTA	PCT	OR	DR	TOT	A	PF-D	STL	TO	BLK	PTS	AVG	
97-98	34-0	150	20	50	.400	9	15	.600	3	8	11	25	12-0	6	9	1	57	1.7	
Three-point FG: 8-17 (.471)																			
Playoffs																			
YEAR	G-GS	MIN	FG	FGA	PCT	FT	FTA	PCT	OR	DR	TOT	A	PF-D	STL	TO	BLK	PTS	AVG	
97-98	1-0	3	1	2	.500	0	0	----	0	1	1	0	0-0	1	0	0	2	2.0	



FORMER PLAYER STATS

WILKINS, DAMIEN			COLLEGE: GEORGIA '04				NO: 3		POS: F		HT: 6-6		BIRTHDATE: JAN. 11, 1980					
ACQUIRED: From Oklahoma City with Chucky Atkins for Etan Thomas and two future second-round picks on July 27, 2009.																		
DEPARTED: Unrestricted free agent on July 1, 2010.																		
YEAR	G-GS	MIN	FG	FGA	PCT	FT	FTA	PCT	OR	DR	TOT	A	PF-D	STL	TO	BLK	PTS	AVG
09-10	80-31	1585	165	381	.433	103	129	.798	72	177	249	135	144-0	66	76	25	451	5.6
Three-point FG: 18-61 (.295)																		

WILKS, MIKE

COLLEGE: RICE '02

NO: 29

POS: G

HT: 5-10

BIRTHDATE: MAY 7, 1979

ACQUIRED: Signed as a free agent on Feb 12, 2003.

DEPARTED: Qualifying offer rescinded on Sept. 2, 2003.

YEAR	G-GS	MIN	FG	FGA	PCT	FT	FTA	PCT	OR	DR	TOT	A	PF-D	STL	TO	BLK	PTS	AVG
02-03	31-0	324	21	67	.313	16	18	.889	11	19	30	50	31-0	11	12	3	62	2.0

Three-point FG: 02-03, 4-18 (.222)

Playoffs																		
YEAR	G-GS	MIN	FG	FGA	PCT	FT	FTA	PCT	OR	DR	TOT	A	PF-D	STL	TO	BLK	PTS	AVG
02-03	4-0	7	1	2	.500	0	0	---	0	0	0	0	3-0	0	0	0	3	0.8
Three-point FG: 1-1 (1.000)																		

WILLIAMS, COREY			COLLEGE: OKLAHOMA STATE '92				NO: 12		POS: G		HT: 6-2		BIRTHDATE: APRIL 24, 1970					
ACQUIRED: Signed as a free agent on Feb. 21, 1994.																		
DEPARTED: Released on Feb. 28, 1994.																		
YEAR	G-GS	MIN	FG	FGA	PCT	FT	FTA	PCT	OR	DR	TOT	A	PF-D	STL	TO	BLK	PTS	AVG
93-94	4-0	46	5	13	.385	1	1	1.000	1	5	6	6	6-0	2	2	0	11	2.8
Three-point FG: 0-1 (.000)																		

WILLIAMS, DERRICK

COLLEGE: ARIZONA '11

NO: 7

POS: F

HT: 6-8

BIRTHDATE: MAY 25, 1991

ACQUIRED: 2011 NBA Draft (1st Round/2nd overall).

DEPARTED: Traded to Sacramento in exchange for Luc Richard Mbah a Moute on Nov. 26, 2013.

YEAR	G-GS	MIN	FG	FGA	PCT	FT	FTA	PCT	OR	DR	TOT	A	PF-D	STL	TO	BLK	PTS	AVG
11-12	66-15	1418	205	498	.412	136	195	.697	77	234	311	38	95-0	30	77	31	583	8.8
12-13	78-56	1916	338	786	.430	192	272	.706	96	334	430	46	127-0	44	101	37	933	12.0
13-14	11-0	162	19	54	.352	14	16	.875	3	23	26	1	9-0	4	6	4	54	4.9
TOTAL	155-71	3496	562	1338	.420	342	483	.708	176	591	767	85	231-0	78	184	72	1570	10.1

Three-point FG: 11-12, 37-138 (.268); 12-13, 65-196 (.332); 13-14, 2-15 (.133). Total, 104-349 (.298)

WILLIAMS, MICHEAL			COLLEGE: BAYLOR '88				NO: 24/4		POS: G		HT: 6-2		BIRTHDATE: JULY 23, 1966					
ACQUIRED: From Indiana with Chuck Person for Sam Mitchell and Pooh Richardson on Sept. 8, 1992.																		
DEPARTED: Traded to Toronto for the rights to Zeljko Rebraca and a future first-round pick on Jan. 21, 1999.																		
YEAR	G-GS	MIN	FG	FGA	PCT	FT	FTA	PCT	OR	DR	TOT	A	PF-D	STL	TO	BLK	PTS	AVG
92-93	76-76	2661	353	791	.446	419	462	.907	84	189	273	661	268-7	118	227	23	1151	15.1
93-94	71-66	2206	314	687	.457	333	397	.839	67	154	221	512	193-3	193	203	24	971	13.7
94-95	1-1	28	1	4	.250	4	5	.800	0	1	1	3	3-0	3	3	0	6	6.0
95-96	9-7	189	13	40	.325	28	33	.848	3	20	23	31	37-0	5	23	3	55	6.1
96-97	Did not play - injured																	
97-98	25-0	161	16	48	.333	32	33	.970	2	12	14	32	24-0	9	16	2	64	2.6
TOTAL	182-150	5245	697	1570	.444	816	930	.877	156	376	532	1239	525-10	328	452	52	2247	12.3
Three-point FG: 92-93, 26-107 (.243); 93-94, 10-45 (.222); 95-96, 1-3 (.333); 97-98, 0-4 (.000). Total, 37-159 (.233)																		

Playoffs																		
YEAR	G-GS	MIN	FG	FGA	PCT	FT	FTA	PCT	OR	DR	TOT	A	PF-D	STL	TO	BLK	PTS	AVG
97-98	4-0	58	6	15	.400	7	9	.778	2	7	9	11	14-0	3	3	1	20	5.0
Three-point FG: 1-2 (.500)																		

WILLIAMS, SHELDEN			COLLEGE: DUKE '06					NO: 23		POS: F		HT: 6-9		BIRTHDATE: OCT. 21, 1983				
ACQUIRED: From Sacramento with Bobby Brown for Calvin Booth and Rashad McCants on Feb. 19, 2009.																		
DEPARTED: Unrestricted free agent on July 1, 2009.																		
YEAR	G-GS	MIN	FG	FGA	PCT	FT	FTA	PCT	OR	DR	TOT	A	PF-D	STL	TO	BLK	PTS	AVG
08-09	15-0	207	30	68	.441	14	21	.667	24	51	75	4	28-0	10	8	8	74	4.9

WINTER, TREVOR

COLLEGE: MINNESOTA '97

NO: 50

POS: C

HT: 7-0

BIRTHDATE: JAN. 7, 1974

ACQUIRED: Signed as a free agent on Jan. 3, 1999.

DEPARTED: Released on May 4, 1999.

YEAR	G-GS	MIN	FG	FGA	PCT	FT	FTA	PCT	OR	DR	TOT	A	PF-D	STL	TO	BLK	PTS	AVG
98-99	1-0	5	0	0	----	0	0	----	1	2	3	0	5-0	0	0	0	0	0.0



FORMER PLAYER STATS

WOODS, LOREN

COLLEGE: ARIZONA '01

NO: 3

POS: C

HT: 7-1

BIRTHDATE: JUNE 21, 1978

ACQUIRED: 2001 NBA Draft (2nd Round/46th overall).

DEPARTED: Unrestricted free agent on July 1, 2003.

YEAR	G-GS	MIN	FG	FGA	PCT	FT	FTA	PCT	OR	DR	TOT	A	PF-D	STL	TO	BLK	PTS	AVG
01-02	60-0	516	33	96	.344	44	60	.733	46	76	122	22	60-0	17	36	34	110	1.8
02-03	38-11	353	29	76	.382	21	27	.778	27	68	95	19	37-0	10	23	13	80	2.1
TOTAL	98-11	869	62	172	.360	65	87	.747	73	144	217	41	97-0	27	59	47	190	1.9

Three-point FG: 01-02, 0-2 (.000); 02-03, 1-5 (.200). Total, 1-7 (.143)

Playoffs

YEAR	G-GS	MIN	FG	FGA	PCT	FT	FTA	PCT	OR	DR	TOT	A	PF-D	STL	TO	BLK	PTS	AVG
02-03	2-0	2	1	3	.333	0	0	---	1	0	1	0	0-0	0	0	0	1	1.0

WRIGHT, BRACEY

COLLEGE: INDIANA '05

NO: 6

POS: G

HT: 6-3

BIRTHDATE: JULY 1, 1984

ACQUIRED: 2005 NBA Draft (2nd Round/47th overall).

DEPARTED: Unrestricted free agent on July 1, 2007.

YEAR	G-GS	MIN	FG	FGA	PCT	FT	FTA	PCT	OR	DR	TOT	A	PF-D	STL	TO	BLK	PTS	AVG
05-06	7-0	135	21	51	.412	14	16	.875	3	15	18	5	8-0	1	8	0	62	8.9
06-07	19-0	190	24	60	.400	13	18	.722	7	14	21	15	6-0	9	6	1	67	3.5
TOTAL	26-0	325	45	111	.405	27	34	.794	10	29	39	20	14	10	14	1	129	5.0

Three-point FG: 01-02, 0-2 (.000); 02-03, 1-5 (.200). Total, 1-7 (.143) Malik Sealy was tragically killed in an automobile accident on May 20, 2000, cutting short the life of a young man beloved in the Twin Cities and across the country for far more than his on-court skills.



ALL-TIME JERSEY NUMBERS

includes Timberwolves who have appeared in a regular-season game through 2013-14

0 Othyus Jeffers	Will Conroy Josh Howard Gorgui Dieng	13 Luc Longley Felipe Lopez Mike James Luke Ridnour Corey Brewer	Corey Brewer A.J. Price	Joe Smith Fred Hoiberg Chris Richard Lazar Hayward Ronny Turiaf	Ndudi Ebi Anthony Tolliver
1 Adrian Branch Scott Brooks Anthony Peeler Maurice Evans Rod Strickland Rashad McCants Bobby Brown Ryan Hollins Sundiata Gaines Alexey Shved	6 Bracey Wright Jason Hart Robbie Hummel	14 Robert Pack Brian Cardinal Nikola Pekovic	23 Tyrone Corbin Brian Davis Trenton Hassell Shelden Williams Kevin Martin	33 Steve Johnson Richard Coffey Marques Bragg Andrae Patterson Mike Miller Dante Cunningham	45 Randy Breuer Chuck Person Sean Rooks Andrae Patterson
2 Brad Sellers Gundars Vetra Askia Jones Malik Sealy	7 Stanley Jackson Mark Davis Terrell Brandon Anthony Carter Greg Buckner Ramon Sessions Derrick Williams	15 Donald Royal Darrick Martin Bill Curley Gerald Green Nathan Jawai Maurice Ager Anthony Randolph Mickael Gelabale Shabazz Muhammad	24 Pooh Richardson Michael Williams Tom Gugliotta Bobby Jackson Quincy Lewis Richie Frahm Antoine Walker	34 Myron Brown Isaiah Rider Michael Olowokandi Jason Collins Greg Stiemsma	47 Andrei Kirilenko
3 Scott Roth Chris Smith Stephon Marbury Dennis Scott LaPhonso Ellis Loren Woods Oliver Miller Marcus Banks Sebastian Telfair Damien Wilkins Malcolm Lee Brandon Roy	8 Rasho Nesterovic Latrell Sprewell Ryan Gomes Michael Beasley Malcolm Lee	16 Troy Hudson	25 Bob Thornton Marlon Maxey Marc Jackson Al Jefferson	35 Sidney Lowe Reggie Slater Mark Madsen	50 Felton Spencer Trevor Winter
4 Tod Murphy Gerald Glass Brad Sellers Micheal Williams Spud Webb Chauncey Billups Keith McCleod Randy Foye Oleksiy Pecherov Wes Johnson	9 Tod Murphy Sam Jacobson Kendall Gill Justin Reed Ricky Rubio	17 Charles Shackleford Nikoloz Tskitshvili Lou Amundson	26 James Robinson	36 Igor Rakocevic	51 Andres Guibert Michael Doleac
5 Doug West Will Avery Anthony Goldwire Craig Smith Martell Webster	10 Howard Easley Shane Heal Wally Szczerbiak Rodney Carney Jonny Flynn Chase Budinger	19 Tony Campbell Sam Cassell Wayne Ellington	28 Andrew Lang	40 Mike Brown Eric Riley Paul Grant Ervin Johnson	52 Gary Leonard Dan Godfread Mark Randall Calvin Booth Brad Miller
	11 Stojko Vrankovic Brian Evans Todd Day Sasha Pavlovic Jose Juan Barea	20 Jim Thomas Tom Hammonds Gary Trent Chris Johnson	29 Mike Wilks Alando Tucker	41 Thurl Bailey Eddie Griffin Kosta Koufos	53 Jerome Allen Stanley Roberts
	12 Corey Williams John Thomas Ronald Dupree Kevin Ollie Luc Richard Mbah a Moute	21 Lance Blanks Stacey King Kevin Garnett	30 Bob McCann Tellis Frank Pat Durham Terry Porter Mark Blount Kirk Snyder	42 Sam Mitchell Donyell Marshall Theo Ratliff Kevin Love	54 Brad Lohaus
		22 Gerald Glass Tom Garrick Winston Garland Dean Garrett Clifford Rozier	31 Charles Smith Reggie Jordan Ricky Davis Darko Milicic	43 Chris Carr	55 Marko Jaric
			32 Tellis Frank Christian Laettner DeJuan Wheat	44 Greg Foster Cherokee Parks Anthony Peeler	



RETIRED NUMBERS

Malik Sealy was tragically killed in an automobile accident on May 20, 2000, cutting short the life of a young man beloved in the Twin Cities and across the country for far more than his on-court skills.

A true professional in every sense of the word, Sealy was actively involved in a wide variety of charitable organizations, including serving on the boards of Wheelchair Charities, Inc., and the Bronx Police Athletic League. He was a regular visitor to the Ronald McDonald House in Minneapolis and took on an active role in various school programs. He also ran basketball clinics in conjunction with the Refugee Project at the Camp Hill Summer Program in North Carolina.

A self-described "Renaissance Man," Sealy was much more than a basketball player. He started a men's accessories company, Malik Sealy XXI, Inc., designing and selling neckties. He also opened Baseline Recording Studios in Manhattan in the Spring of 2000 and enjoyed acting, having a significant role in the movie "Eddie" as well as making guest appearances on television's "The Sentinel" and "Diagnosis Murder."

A member of the Minnesota Timberwolves during the 1998-99 and 1999-00 seasons, Sealy's last season with the Wolves was perhaps the finest of his eight-year NBA career. He played in all 82 games, the last 60 as a starter, averaging 11.3 points per game and helping the Timberwolves to their first 50-win season. The photo of Sealy lying on his back after hitting a three at the buzzer to beat Indiana on Jan. 17, 2000 remains one of the most iconic images in Timberwolves history.

Prior to the Wolves home opener vs. Sacramento on Nov. 4, 2000, the Timberwolves raised Sealy's No. 2 jersey to the rafters in memory of a great person, player and teammate. It remains the only retired jersey in Timberwolves history.





ALL-TIME COLLEGE ROSTER

includes Timberwolves who have appeared in a regular-season game through 2013-14

ALABAMA James Robinson Latrell Sprewell	DUKE Will Avery Brian Davis Christian Laettner Cherokee Parks Shelden Williams	KANSAS Mark Randall	NEVADA Ramon Sessions Kirk Snyder	PENNSYLVANIA Jerome Allen	TEXAS TECH Mark Davis	NO COLLEGE Ndudi Ebi Kevin Garnett Mickael Gelabale Gerald Green Andres Guibert Shane Heal Marko Jaric Nathan Jawai Al Jefferson Andrei Kirilenko Darko Milicic Rasho Nesterovic Sasha Pavlovic Oleksiy Pecherov Nikola Pekovic Igor Rakocevic Ricky Rubio Alexey Shved Sebastian Telfair Nikoloz Tskitishvili Gundars Vetra Stojko Vrankovic Martell Webster
ALABAMA-BIRMINGHAM Stanley Jackson		KANSAS STATE Michael Beasley Askia Jones	UNLV Marcus Banks Isaiah Rider	PITTSBURGH Mark Blount	UC-IRVINE Scott Brooks Tod Murphy Bob Thornton	
ARIZONA Chase Budinger Sean Rooks Derrick Williams Loren Woods	DUQUESNE Mike James	KENTUCKY Antoine Walker	NEW MEXICO Luc Longley	PROVIDENCE Marques Bragg Ryan Gomes	UCLA Ryan Hollins Malcolm Lee Kevin Love Darrick Martin Luc Richard Mbah a Moute Shabazz Muhammad Pooh Richardson	
ARKANSAS Todd Day Andrew Lang Oliver Miller	EVANSVILLE Dan Godfread	LOUISIANA STATE Ronald Dupree Chris Johnson Anthony Randolph Stanley Roberts	NEW MEXICO STATE Reggie Jordan	PURDUE Brian Cardinal Robbie Hummel Brad Miller		
AUBURN Chuck Person	FLORIDA Corey Brewer Mike Miller Chris Richard	LOUISVILLE Gorgui Dieng Clifford Rozier Felton Spencer DeJuan Wheat	NEW ORLEANS Ervin Johnson	RHODE ISLAND Tom Garrick	UNLV Lou Amundson	
AUSTIN PEAY Trenton Hassell	FLORIDA STATE Sam Cassell	MARQUETTE Lazar Hayward	NORTH CAROLINA Wayne Ellington Rashad McCants	RICE Mike Wilks	UTAH Michael Doleac	
BAYLOR Michael Williams	GEORGETOWN Charles Smith	MARYLAND Adrian Branch Joe Smith	NORTH CAROLINA STATE Thurl Bailey Tom Gugliotta Sidney Lowe Charles Shackelford Spud Webb	ROBERT MORRIS UNIVERSITY Othys Jeffers	VILLANOVA Dante Cunningham Randy Foye Doug West	
BOSTON COLLEGE Bill Curley Howard Easley Craig Smith	GEORGE WASHINGTON Mike Brown	MEMPHIS Rodney Carney	NORTHEASTERN Jose Juan Barea	SETON HALL Eddie Griffin	WAKE FOREST Josh Howard	
BOWLING GREEN Keith McLeod	GEORGIA Sundiata Gaines Damien Wilkins	MERCER Sam Mitchell	NOTRE DAME LaPhonso Ellis Donald Royal	SLIPPERY ROCK Myron Brown	WASHINGTON Will Conroy Brandon Roy	
CAL STATE-FULLERTON Bobby Brown	GEORGIA TECH Tom Hammonds Stephon Marbury Dennis Scott	MIAMI (OH) Wally Szczerbiak	OHIO Gary Trent	SOUTHERN CALIFORNIA Robert Pack	WESTERN CAROLINA Kevin Martin	
CLEMSON Greg Buckner	GONZAGA Richie Frahm Ronny Turiaf	MICHIGAN Eric Riley	OHIO STATE Tony Campbell Kosta Koufos Brad Sellers	SOUTHERN ILLINOIS Chris Carr Troy Hudson	WESTERN KENTUCKY Frank Tellis	
COLORADO Chauncey Billups	HAWAII Anthony Carter	MICHIGAN STATE Maurice Ager	OKLAHOMA Stacey King	SW MISSOURI STATE Winston Garland	WISCONSIN Paul Grant Scott Roth Greg Stiemsma Alando Tucker	
COLORADO STATE Pat Durham	HOUSTON Anthony Goldwire	MINNESOTA Randy Breuer Richard Coffey Bobby Jackson Sam Jacobson Quincy Lewis John Thomas Trevor Winter	OKLAHOMA STATE Corey Williams	ST. JOHN'S Felipe Lopez Malik Sealy	WISCONSIN-STEVEN'S POINT Terry Porter	
CONNECTICUT Donyell Marshall Kevin Ollie A.J. Price Chris Smith	ILLINOIS Kendall Gill	MISSISSIPPI Gerald Glass Justin Reed	OREGON Terrell Brandon Luke Ridnour	STANFORD Jason Collins Mark Madsen	WYOMING Theo Ratliff Reggie Slater	
CREIGHTON Anthony Tolliver	INDIANA Brian Evans Dean Garrett Andrae Patterson Jim Thomas Bracey Wright	MISSOURI Gary Leonard Anthony Peeler	OREGON STATE Steve Johnson	SYRACUSE Jonny Flynn Jason Hart Wes Johnson		
DEPAUL Tyrone Corbin Rod Strickland	IOWA Ricky Davis Brad Lohaus	MOREHEAD STATE Bob McCann	PACIFIC Michael Olowokandi	TEMPLE Marc Jackson		
	IOWA STATE Fred Hoiberg		PENN STATE Calvin Booth	TEXAS Lance Blanks Maurice Evans		
			TEXAS-EL PASO Greg Foster Marlon Maxey			



WOLVES DRAFTS

1989 DRAFT
Jerome "Pooh" Richardson, UCLA
(1st round - 10th overall)

Gary Leonard, Missouri
(2nd round - 34th overall)

Doug West, Villanova
(2nd round - 38th overall)

1990 DRAFT
Felton Spencer, Louisville
(1st round - 6th overall)

Gerald Glass, Mississippi
(1st round - 20th overall)

1991 DRAFT
Luc Longley, New Mexico
(1st round - 7th overall)

Myron Brown, Slippery Rock
(2nd round - 34th overall)

1992 DRAFT
Christian Laettner, Duke
(1st round - 3rd overall)

Marlon Maxey, Texas-El Paso
(2nd round - 28th overall)

Chris Smith, Connecticut
(2nd round - 34th overall)

Tim Burroughs, Jacksonville
(2nd round - 51st overall)

1993 DRAFT
Isaiah Rider, Nevada-Las Vegas
(1st round - 5th overall)

Sherron Mills, Va. Commonwealth
(2nd round - 29th overall)

1994 DRAFT
Donyell Marshall, Connecticut
(1st round - 4th overall)

Howard Easley, Boston College
(2nd round - 30th overall)

1995 DRAFT
Kevin Garnett, Farragut Academy HS
(1st round - 5th overall)

Mark Davis, Texas Tech
(2nd round - 48th overall)

Jerome Allen, Pennsylvania
(2nd round - 49th overall)

1996 DRAFT
Ray Allen, Connecticut
(1st round - 5th overall)

1997 DRAFT
Paul Grant, Wisconsin
(1st round - 10th overall)

Gordon Malone, West Virginia
(2nd round - 44th overall)

1998 DRAFT
Rasho Nesterovic, Kinder Bologna
(1st round - 17th overall)

Andrae Patterson, Indiana
(2nd round - 46th overall)

1999 DRAFT
Wally Szczerbiak, Miami of Ohio
(1st round - 6th overall)

William Avery, Duke
(1st round - 14th overall)

Louis Bullock Jr., Michigan
(2nd round - 42nd overall)

2000 DRAFT
Igor Rakocevic, Red Star Belgrade
(2nd round - 51st overall)

2001 DRAFT
Loren Woods, Arizona
(2nd round - 46th overall)

2002 DRAFT
Marcus Taylor, Michigan State
(2nd round - 52nd overall)

2003 DRAFT
Ndudi Ebi, Westbury Christian HS
(1st round - 26th overall)

Rick Rickert, Minnesota
(2nd round - 55th overall)

2004 DRAFT
Blake Stepp, Gonzaga
(2nd round - 58th overall)

2005 DRAFT
Rashad McCants, North Carolina
(1st round - 14th overall)

Bracey Wright, Indiana
(2nd round - 47th overall)

2006 DRAFT
Brandon Roy, Washington
(1st round - 6th overall)

Craig Smith, Boston College
(2nd round - 36th overall)

Bobby Jones, Washington
(2nd round - 37th overall)

Loukas Mavrokefalidis, Greece
(2nd round - 57th overall)

2007 DRAFT
Corey Brewer, Florida
(1st round - 20th overall)

Chris Richard, Florida
(2nd round - 41st overall)

2008 DRAFT
O.J. Mayo, USC
(1st round - 3rd overall)

Nikola Pekovic, Montenegro
(2nd round - 31st overall)

Mario Chalmers, Kansas
(2nd round - 34th overall)

2009 DRAFT
Ricky Rubio, Spain
(1st round - 5th overall)

Jonny Flynn, Syracuse
(1st round - 6th overall)

Ty Lawson, North Carolina
(1st round - 18th overall)

Wayne Ellington, North Carolina
(1st round - 28th overall)

Nick Calathes, Florida
(2nd round - 45th overall)

Henk Norel, Netherlands
(2nd round - 47th overall)

2010 DRAFT
Wesley Johnson, Syracuse
(1st round - 4th overall)

Luke Babbitt, Nevada
(1st round - 6th overall)

Trevor Booker, Clemson
(1st round - 23th overall)

Paulo Prestes, Brazil
(2nd round - 45th overall)

Hamady Ndiaye, Rutgers
(2nd round - 56th overall)

2011 DRAFT
Derrick Williams, Arizona
(1st round - 2nd overall)

Donatas Motiejunas, Lithuania
(1st round - 20th overall)

2012 DRAFT
Robbie Hummel, Purdue
(2nd round - 58th overall)

2013 DRAFT
Trey Burke, Michigan
(1st round - 9th overall)

Anthony Roberson, Florida
(1st round, 26th overall)

Lorenzo Brown, North Carolina State
(2nd round, 52nd overall)

Bojan Dubljevic, Montenegro
(2nd round, 59th overall)

2014 DRAFT
Zach LaVine, UCLA
(1st round - 13th overall)

Glenn Robinson III, Michigan
(2nd round - 40th overall)

Markel Brown, Oklahoma State
(2nd round - 44th overall)

Alessandro Gentile, Italy
(2nd round - 53rd overall)



WOLVES TRANSACTIONS

1988
JULY 21 Named Billy McKinney director of player personnel.
AUG. 23 Named Bill Musselman head coach.

1989
JUNE 12 Lost NBA Expansion coin flip with the Orlando Magic in Los Angeles. The Magic elected to take the first selection in the 1989 NBA Expansion Draft, giving the Timberwolves the 10th pick overall in the 1989 NBA College Draft.
JUNE 15 Acquired the Milwaukee Bucks' second-round selection (34th overall) in the 1989 NBA College Draft for agreeing to select Mark Davis in the 1989 NBA Expansion Draft. Selected 11 players in the 1989 NBA Expansion Draft: Rick Mahorn, 6-10 forward from Detroit Pistons; Tyrone Corbin, 6-6 forward from Phoenix Suns; Steve Johnson, 6-10 center from Portland Trail Blazers; Brad Lohaus, 7-0 forward from Sacramento Kings; David Rivers, 6-0 guard from Los Angeles Lakers; Mark Davis, 6-5 guard from Milwaukee Bucks; Scott Roth, 6-8 forward from San Antonio Spurs; Shelton Jones, 6-9 forward from Philadelphia 76ers; Eric White, 6-8 forward from Los Angeles Clippers; Maurice Martin, 6-6 guard from Denver Nuggets; Gunther Behnke, 7-4 center from Cleveland Cavaliers.
JUNE 27 Selected UCLA guard Jerome "Pooh" Richardson with the 10th pick in the first round of the 1989 NBA College Draft. The Wolves also selected Missouri center Gary Leonard (second round, 34th overall) and Villanova guard/forward Doug West (second round, 38th overall).
JULY 26 Signed free agent forward Sam Mitchell to a two-year contract.
AUG. 3 Signed restricted free agent guard Sidney Lowe to a two-year contract.
AUG. 16 Signed free agent forward Tod Murphy to a two-year contract.
AUG. 21 Signed second-round draft pick center Gary Leonard to a three-year contract. Named Tom Thibodeau assistant coach.
AUG. 31 Signed first-round draft pick guard Pooh Richardson to a four-year contract and second-round draft pick guard Doug West to a three-year contract.
SEPT. 12 Signed free agent guard Conner Henry and free-agent forward Donald Royal to contracts.
SEPT. 13 Signed free agent guard Tony Campbell to a four-year contract.
SEPT. 18 Named Bob Zuffelato assistant coach.
OCT. 6 Placed hold-out center Steve Johnson on the suspended list.
OCT. 20 Signed free agent guard/forward Adrian Branch to a two-year contract.
OCT. 27 Traded forward Rick Mahorn to the Philadelphia 76ers for 1990 first- and second-round draft picks, a 1991 second-round draft pick and a conditional 1992 second-round pick.
DEC. 13 Activated center Steve Johnson and placed forward Scott Roth (broken nose) on the injured list.
DEC. 23 Activated forward Scott Roth from the injured list and waived guard/forward Adrian Branch.

1990
JAN. 4 Traded forward Brad Lohaus to the Milwaukee Bucks for center Randy Breuer and a conditional one-time exchange of second-round draft picks in 1991 or 1992.
JAN. 11 Placed center Steve Johnson (stomach ulcer) on the injured list.
FEB. 15 Activated center Steve Johnson from the injured list.
FEB. 22 Traded center Steve Johnson and a conditional 1991 second-round draft pick to the Seattle SuperSonics for forward Brad Sellers.
JUNE 26 Acquired guard Scott Brooks from the Philadelphia 76ers for a 1990 second-round draft pick (32nd overall).
JUNE 27 Waived forward Brad Sellers.
JUNE 28 Selected Louisville center Felton Spencer with the sixth pick and Mississippi guard Gerald Glass with the 20th pick in the first round of the 1990 NBA Draft.
JULY 6 Waived forward Scott Roth.
SEPT. 27 Announced that guard Sidney Lowe retired to become the club's television broadcast analyst.

OCT. 2 Signed free agent forward Richard Coffey to a two-year contract.
OCT. 3 Signed first-round draft pick center Felton Spencer to a five-year contract.
OCT. 9 Signed first-round draft pick guard Gerald Glass to a four-year contract.
OCT. 31 Waived center Gary Leonard. Signed free agent guard Jim Thomas.
NOV. 10 Waived guard Jim Thomas. Acquired forward/center Bob Thornton from the Philadelphia 76ers in exchange for a 1991 second-round draft pick.
NOV. 29 Announced Billy McKinney resigned his position as director of player personnel.
DEC. 4 Promoted Jim Brewer to director of player personnel.
DEC. 6 Placed forward Bob Thornton (broken wrist) on the injured list.
DEC. 29 Signed free agent forward Dan Godfred to a 10-day contract.

1991
JAN. 7 Signed forward Dan Godfred to a second 10-day contract.
JAN. 18 Signed forward Dan Godfred to a contract for the remainder of the season.
APR. 22 Relieved head coach Bill Musselman and assistant coach Tom Thibodeau of their duties.
APR. 24 Signed guard Scott Brooks to a four-year contract.
MAY 5 Relieved assistant coach Eric Musselman of his duties.
JUNE 19 Named Jimmy Rodgers head coach.
JUNE 20 Released forward Richard Coffey.
JUNE 26 Selected New Mexico center Luc Longley with the seventh pick in the first round of the 1991 NBA Draft. The Wolves also selected Slippery Rock guard Myron Brown (second round, 34th overall).
JULY 18 Named Jim Brewer and Sidney Lowe assistant coaches.
AUG. 17 Renounced the rights to forward Donald Royal.
OCT. 4 Signed second-round draft pick guard Myron Brown to a two-year contract.
NOV. 19 Signed first-round draft pick center Luc Longley to a four-year contract and placed him on the suspended list to start the season.
NOV. 25 Acquired forward Thurl Bailey and a 1992 second-round draft pick from the Utah Jazz for forward Tyrone Corbin.
NOV. 29 Activated center Luc Longley from the suspended list and released forward Tellis Frank.
DEC. 5 Placed center Felton Spencer (fracture to the ethmoid bone of the right eye) on the injured list.
DEC. 18 Waived guard Myron Brown and activated center Felton Spencer from the injured list.
DEC. 30 Placed forward Tod Murphy (sprained left foot) on the injured list.

1992
JAN. 2 Claimed forward Mark Randall off waivers from the Chicago Bulls.
FEB. 10 Placed center Felton Spencer (sprained ankle) on the injured list.
MAR. 6 Activated center Felton Spencer from the injured list.
APR. 6 Signed guard/forward Doug West to a four-year contract extension.
JUNE 1 Named Jack McCloskey general manager.
JUNE 16 Announced the club did not exercise the option on forward Tod Murphy's contract for the 1992-93 season.
JUNE 24 Selected Duke center Christian Laettner with the third pick in the first round of the 1992 NBA Draft. The Wolves also selected UTEP forward Marlon Maxey (second round, 28th overall), Connecticut guard Chris Smith (second round, 34th overall), and Jacksonville forward Tim Burroughs (second round, 51st overall).
JULY 2 Signed guard/forward Gundars Vetra from Unified (Russia) National Team to a multi-year contract.
JULY 10 Named Stan Novak scout.
JULY 20 Signed second-round draft pick forward Marlon Maxey to a four-year contract.
JULY 23 Promoted Jim Brewer to assistant to the general manager and named Chuck Davison assistant coach.
AUG. 5 Signed free agent forward Bob McCann to a one-year contract.
AUG. 28 Signed second-round draft pick guard Chris Smith to a multi-year contract.

SEPT. 2 Named Rob Babcock full-time scout.
SEPT. 8 Acquired forward Chuck Person and guard Micheal Williams from the Indiana Pacers for forward Sam Mitchell and guard Pooh Richardson.
SEPT. 4 Traded guard Tony Campbell to the New York Knicks for future considerations.
SEPT. 25 Traded guard Scott Brooks to the Houston Rockets for future considerations.
OCT. 14 Signed first-round draft pick forward Christian Laettner to a six-year contract.
NOV. 5 Placed forward Marlon Maxey (synovitis of the left knee) on the injured list.
NOV. 15 Acquired guard Lance Blanks, forward Brad Sellers and a future second-round draft pick from the Detroit Pistons for guard/forward Gerald Glass and forward Mark Randall.
DEC. 3 Placed guard/forward Gundars Vetra (lower back strain) on the injured list and activated forward Marlon Maxey from the injured list.

1993
JAN. 2 Placed guard Lance Blanks (cartilage damage in right knee) on the injured list and activated guard/forward Gundars Vetra from the injured list.
JAN. 11 Relieved head coach Jimmy Rodgers of his duties and named Sidney Lowe interim head coach.
JAN. 30 Placed guard/forward Gundars Vetra (cartilage damage in right knee) on the injured list and activated guard Lance Blanks from the injured list.
MAR. 15 Placed forward Thurl Bailey (dislocated toe) on the injured list and activated guard/forward Gundars Vetra from the injured list.
MAR. 24 Promoted Sidney Lowe from interim head coach to head coach. Placed center Luc Longley (sprained right foot) on the injured list and activated forward Thurl Bailey from the injured list.
JUNE 21 Named Kevin McHale broadcast television analyst and special assistant coach. Named Bob Weinbauer assistant coach.
JUNE 30 Acquired forward/center Mike Brown from the Utah Jazz for center Felton Spencer. Selected UNLV guard/forward Isaiah (J.R.) Rider with the fifth pick in the first round of the 1993 NBA Draft. The Wolves also selected Virginia Commonwealth forward Sherron Mills (second round, 29th overall).
JULY 7 Renounced the rights to forwards Brad Sellers and Bob McCann and waived guard Lance Blanks.
AUG. 2 Signed free agent guard/forward Brian Davis to a multi-year contract.
AUG. 20 Acquired the rights to forward Conrad McRae from the Washington Bullets for forward Tim Burroughs.
AUG. 30 Signed free agent guards Jo Jo English and Stanley Jackson and forward Tellis Frank.
OCT. 27 Signed first-round draft pick guard/forward Isaiah Rider to a seven-year contract.
NOV. 4 Traded guard Jo Jo English to the Chicago Bulls for future considerations. Placed guard Stanley Jackson (sprained left wrist) on the injured list.
DEC. 1 Placed forward Marlon Maxey (bruised right hand) on the injured list and activated guard Stanley Jackson from the injured list.
DEC. 10 Placed guard/forward Doug West (rib separation) on the injured list and activated forward Marlon Maxey from the injured list.
DEC. 20 Placed guard Stanley Jackson (sprained left wrist) on the injured list and activated guard/forward Doug West from the injured list.

1994
FEB. 18 Placed guard Micheal Williams (sprained right wrist) on the injured list.
FEB. 21 Signed guard Corey Williams to a 10-day contract.
FEB. 23 Acquired center Stacey King from the Chicago Bulls for center Luc Longley.
FEB. 28 Waived guard Corey Williams and activated guard Micheal Williams from the injured list.
MAR. 2 Placed guard Micheal Williams (sprained right wrist) on the injured list and activated guard Stanley Jackson from the injured list.



WOLVES TRANSACTIONS

1999
JAN. 21 Acquired guard Bobby Jackson and center Dean Garrett from the Denver Nuggets in a three-team trade that also included the Toronto Raptors. Sent guard Micheal Williams, the rights to center Zeljko Rebraca, and a future first-round draft pick to the Raptors. Re-signed free-agent forward Sam Mitchell.
JAN. 22 Signed free agent guard/forward Malik Sealy and free agent guard Troy Hudson, and re-signed free agent guard Reggie Jordan.
JAN. 23 Signed free agent forward Joe Smith and re-signed free agent forward Tom Hammonds.
JAN. 30 Signed free agent center Trevor Winter.
FEB. 3 Waived guard Troy Hudson.
FEB. 4 Placed center Trevor Winter (left knee tendinitis) on the injured list.
FEB. 19 Placed center Paul Grant (right knee tendinitis) and guard Reggie Jordan (lower back spasms) on the injured list.
MAR. 11 Acquired guard Terrell Brandon from the Milwaukee Bucks and forward Brian Evans and future considerations from the New Jersey Nets in a three-team trade. Sent guard Stephon Marbury, guard Chris Carr and forward Bill Curley to the Nets, and center Paul Grant to the Bucks. Activated guard Reggie Jordan from the injured list.
MAR. 12 Placed guard/forward Malik Sealy (left ankle injury) on the injured list.
MAR. 16 Placed guard Anthony Peeler (strained left calf) on the injured list and activated center Trevor Winter from the injured list.
MAR. 17 Signed forward Bill Curley for the remainder of the season, after he was waived by New Jersey on March 13. Signed free agent guard/forward Dennis Scott to a 10-day contract. Placed center Trevor Winter (sore lower back) on the injured list.
MAR. 26 Signed free agent guard James Robinson to a 10-day contract. Waived forward Brian Evans.
MAR. 27 Signed guard/forward Dennis Scott for the remainder of the season.
APR. 7 Placed guard Terrell Brandon (right thigh contusion) on the injured list. Activated guard/forward Malik Sealy from the injured list. Signed guard James Robinson to a second 10-day contract.
APR. 17 Signed guard James Robinson for the remainder of the season.
APR. 21 Placed guard/forward Malik Sealy (sprained left ankle) and guard Reggie Jordan (sprained right ankle) on the injured list. Activated guards Terrell Brandon and Anthony Peeler from the injured list.
MAY 1 Placed guard/forward Dennis Scott (right knee tendinitis) on the injured list. Activated guard/forward Malik Sealy from the injured list.
MAY 4 Placed forward Bill Curley (sprained right wrist) on the injured list. Waived center Trevor Winter. Signed center Rasho Nesterovic to a multi-year contract and placed him on the active roster.
JUNE 30 Selected Miami of Ohio forward Wally Szczerbiak with the sixth pick and Duke guard William Avery with the 14th pick in the first round of the 1999 NBA Draft. The Wolves also selected Michigan guard Louis Bullock (second round, 42nd overall). Traded the rights to Louis Bullock to the Orlando Magic for cash considerations.
JULY 7 Announced assistant coach Randy Wittman accepted the position of head coach with the Cleveland Cavaliers.
JULY 29 Signed general manager/head coach Flip Saunders to a multi-year contract extension.
AUG. 2 Signed first-round draft pick forward Wally Szczerbiak to a multi-year contract.
AUG. 5 Named Sidney Lowe assistant coach.
AUG. 17 Re-signed free agent forwards Joe Smith and Tom Hammonds.
AUG. 19 Signed first-round draft pick guard William Avery to a multi-year contract.
AUG. 24 Re-signed free agent guard Terrell Brandon.
AUG. 26 Re-signed free agent forward Andrae Patterson.
DEC. 3 Waived forward Lou Roe and center Danny Schayes.
DEC. 17 Placed center Dean Garrett (synovitis, left knee) on the injured list. Activated forward Andrae Patterson.
DEC. 30 Placed forward Wally Szczerbiak (inflammation, right knee) and guard Bobby Jackson (bruised and strained right knee) on the injured list.

2000
JAN. 2 Signed free agent center Eric Riley to a 10-day contract.
JAN. 6 Activated center Dean Garrett.
JAN. 7 Activated guard Bobby Jackson. Placed forward Andrae Patterson (further rehabilitation on surgically-repaired right knee) on the injured list. Re-signed center Eric Riley to a second 10-day contract.
JAN. 11 Waived center Eric Riley. Activated forward Wally Szczerbiak from the injured list.
MAY 31 Announced assistant coach Sidney Lowe accepted the position of head coach with the Vancouver Grizzlies.
JUNE 28 Selected guard Igor Rakocevic (second round, 51st overall) from Belgrade, Yugoslavia, in the 2000 NBA Draft.
JULY 11 Named Jimmy Williams and Don Zierden assistant coaches and Brent Haskins video coordinator.
AUG. 8 Re-signed forward Joe Smith to a one-year contract and signed free agent forward Chauncey Billups to a multi-year contract.
OCT. 3 Signed free agent guards Corey Beck, Todd Day, and Steve Hart, free agent forwards Damian Owens and Reggie Slater, and free agent center John Coker.
OCT. 4 Signed free agent forward LaPhonso Ellis to a one-year contract.
OCT. 7 Signed free agent center Sharon Wright to a one-year contract.
OCT. 8 Waived center John Coker.
OCT. 13 Waived guard Steve Hart and forward Damian Owens.
OCT. 17 Signed free agent guard Sam Jacobson to a one-year contract. Exercised the 2001-02 option on the contract of center Rasho Nesterovic.
OCT. 25 Contract of Joe Smith voided by the NBA.
OCT. 26 Waived guard Corey Beck.
OCT. 28 Waived center Sharon Wright.
OCT. 30 Placed guard Todd Day (hyperextended left knee), forward Tom Hammonds (sore ankles) and forward Andrae Patterson (sore right knee) on the injured list.
NOV. 17 Placed guard Sam Jacobson (patella tendinitis, left knee) on the injured list and activated guard Todd Day from the injured list.
DEC. 1 Placed forward Reggie Slater (patella tendinitis, right knee) on the injured list and activated forward Tom Hammonds from the injured list.
DEC. 15 Placed guard Todd Day (hyperextended left knee) on the injured list and activated guard Sam Jacobson from the injured list.
DEC. 19 Placed forward Tom Hammonds (bilateral synovitis, ankles) on the injured list and activated forward Reggie Slater from the injured list.

2001
JAN. 7 Placed guard Sam Jacobson (patella tendinitis, right knee) on the injured list and activated guard Todd Day from the injured list.
FEB. 27 Waived guard Todd Day.
FEB. 28 Signed free agent guard Felipe Lopez for the remainder of the season.
MAR. 25 Placed guard Anthony Peeler (sprained left ankle) on the injured list and activated guard Sam Jacobson from the injured list.
APR. 6 Placed guard Sam Jacobson (patella tendinitis, right knee) on the injured list and activated guard Anthony Peeler from the injured list.
APR. 18 Placed forward Kevin Garnett (left calf contusion) on the injured list and activated forward Tom Hammonds from the injured list.
JUNE 20 Signed head coach Flip Saunders to a multi-year contract extension.
JUNE 27 Selected Arizona center Loren Woods (second round, 46th overall) in the 2001 NBA Draft.
JULY 23 Signed rookie free agent guard Maurice Evans to a multi-year contract.
JULY 27 Signed second-round draft pick center Loren Woods to a one-year contract.
JULY 30 Signed free agent forward Joe Smith to a multi-year contract.
AUG. 2 Re-signed free agent guard Felipe Lopez to a one-year contract.
AUG. 7 Re-signed free agent forward Sam Mitchell to a one-year contract.
AUG. 31 Named Randy Wittman assistant coach.
SEPT. 30 Signed free agent guard Steve Hart and free agent forward Bill Curley.

OCT. 2 Signed free agent forward Gary Trent to a one-year contract.
OCT. 4 Exercised the 2002-03 option on the contract of forward Wally Szczerbiak.
OCT. 9 Waived guard Steve Hart.
OCT. 25 Waived forward Bill Curley.
OCT. 25 Placed guard William Avery (patellar tendinitis, right knee), guard Maurice Evans (posterior tibialis tendinitis, left knee) and forward Tom Hammonds (bilateral synovitis, ankles) on the injured list.
NOV. 19 Announced the retirement of forward Tom Hammonds.
DEC. 12 Placed guard Felipe Lopez (bruised left hip) on the injured list and activated guard William Avery from the injured list.
DEC. 18 Placed guard Terrell Brandon (synovitis, left knee) on the injured list and activated guard Maurice Evans from the injured list.
DEC. 30 Placed guard Maurice Evans (posterior tibialis tendinitis, left knee) on the injured list and activated guard Felipe Lopez from the injured list.

2002
JAN. 12 Placed forward Gary Trent (sprained left ankle) on the injured list and activated guard Maurice Evans from the injured list.
JAN. 19 Placed guard William Avery (patellar tendinitis, right knee) on the injured list and activated guard Terrell Brandon from the injured list.
FEB. 1 Placed guard Maurice Evans (posterior tibialis tendinitis, left knee) on the injured list and activated forward Gary Trent from the injured list.
FEB. 13 Placed guard Terrell Brandon (cartilage fracture, left femur) on the injured list and activated guard William Avery from the injured list.
FEB. 21 Acquired center Marc Jackson from the Golden State Warriors in exchange for center Dean Garrett and Minnesota's second-round pick in the 2007 NBA Draft.
MAR. 18 Signed free agent guard Robert Pack to a 10-day contract. Placed guard William Avery (patellar tendinitis, right knee) on the injured list.
MAR. 28 Signed guard Robert Pack for the remainder of the season.
JUNE 26 Selected Michigan State guard Marcus Taylor (second round, 52nd overall) in the 2002 NBA Draft.
AUG. 20 Announced the retirement of forward Sam Mitchell.
AUG. 26 Signed free agent guard Troy Hudson to a multi-year contract.
SEPT. 10 Signed 2000 second-round draft pick guard Igor Rakocevic to a multi-year contract. Re-signed free agent center Rasho Nesterovic to a one-year contract.
SEPT. 24 Promoted Rob Babcock from director of player personnel to vice president of player personnel.
SEPT. 25 Re-signed free agent forward Gary Trent to a one-year contract. Signed free agent forward/guard Kendall Gill to a one-year contract. Re-signed free agent center Loren Woods to a one-year contract. Signed second-round draft pick guard Marcus Taylor to a contract. Signed free agent guard Randy Livingston and free agent forward Reggie Slater.
OCT. 24 Waived guards Maurice Evans and Marcus Taylor.
OCT. 27 Signed free agent guard Rod Strickland to a one-year contract.
OCT. 28 Placed forward Joe Smith (strained left groin) and guards Terrell Brandon (cartilage fracture, left femur) and Felipe Lopez (torn anterior cruciate and medial collateral ligaments, left knee) on the injured list. Waived guard Randy Livingston.
OCT. 28 Signed guard Wally Szczerbiak to a six-year contract extension.
NOV. 19 Placed guard Wally Szczerbiak (dislocated fifth metatarsal, left foot) on the injured list and activated forward Joe Smith from the injured list.
NOV. 19 Suspended center Loren Woods indefinitely for conduct detrimental to the team.

2003
JAN. 6 Waived forward Reggie Slater and activated guard Wally Szczerbiak.
JAN. 8 Reinstated center Loren Woods.
FEB. 2 Placed guard Rod Strickland (strained left groin) on the injured list. Signed free agent guard Mike Wilks to a 10-day contract.
FEB. 22 Signed guard Mike Wilks for the remainder of the season.
MAR. 18 Placed guard Igor Rakocevic (synovitis, right ankle) on the injured list and activated guard Rod Strickland from the injured list.



WOLVES TRANSACTIONS

MAY 6 Waived guard Igor Rakocevic.
JUNE 26 Selected Westbury Christian H.S. (Houston) forward Ndudi Ebi with the 26th pick in the first round of the 2003 NBA Draft. The Wolves also selected Minnesota forward Rick Rickert (second round, 55th overall).
JUNE 27 Acquired guard Sam Cassell and center Ervin Johnson from the Milwaukee Bucks for forward Joe Smith and guard Anthony Peeler. Made qualifying offer to guard Mike Wilks.
JUNE 30 Signed 2003 first-round draft pick Ndudi Ebi to a multi-year contract.
JULY 5 Signed free agent center Michael Olowokandi to a multi-year contract.
JULY 16 Acquired guard/forward Latrell Sprewell from the New York Knicks in a four-team trade. Sent guard Terrell Brandon to the Atlanta Hawks and center Marc Jackson to the Philadelphia 76ers.
JULY 23 Signed free agent guard Fred Hoiberg and free-agent center Mark Madsen to contracts.
JULY 28 Named Sidney Lowe assistant coach.
AUG. 13 Signed free agent guard Kirk Penney to a contract.
AUG. 22 Rescinded qualifying offer to guard Mike Wilks.
SEPT. 2 Made qualifying offer to forward Rick Rickert.
SEPT. 3 Agreed to terms with free agent center Jason Collier, free agent forward/center Brandon Kurtz, free agent forward Quincy Lewis and free agent guard Keith McLeod.
SEPT. 26 Re-signed free agent forward Gary Trent to a one-year contract.
SEPT. 30 Signed forward Kevin Garnett to a multi-year contract extension.
OCT. 1 Signed free agent forward Reggie Slater to a contract.
OCT. 7 Waived forward/center Brandon Kurtz and guard Keith McLeod.
OCT. 21 Waived center Jason Collier, guard Kirk Penney, and forward Reggie Slater.
OCT. 23 Re-signed guard Keith McLeod to a one-year contract.
OCT. 25 Placed guard Troy Hudson (sprained right ankle) on the injured list.
OCT. 27 Placed forward Wally Szczerbiak (strained plantar fascia, left foot) on the injured list. Signed free agent guard Trenton Hassell to a one-year contract.
OCT. 29 Placed center Michael Olowokandi (right knee surgery) on the injured list. Signed free agent center Oliver Miller to a one-year contract.
DEC. 13 Waived forward Quincy Lewis. Activated guard Troy Hudson from the injured list.
DEC. 20

2004
JAN. 7 Waived guard Keith McLeod. Signed free agent guard Anthony Goldwire to a 10-day contract.
JAN. 17 Signed guard Anthony Goldwire to a second 10-day contract.
JAN. 26 Waived guard Anthony Goldwire.
JAN. 30 Signed free agent guard Darrick Martin to a 10-day contract.
FEB. 10 Signed guard Darrick Martin to a second 10-day contract.
FEB. 13 Placed forward Ndudi Ebi (patellar tendinitis, right knee) on the injured list and activated guard Wally Szczerbiak from the injured list.
FEB. 19 Activated center Michael Olowokandi from the injured list.
FEB. 20 Placed guard Troy Hudson (sprained left ankle) on the injured list and signed guard Darrick Martin for the remainder of the season.
MAR. 31 Selected Gonzaga guard Blake Stepp (second round, 58th overall) in the 2004 NBA Draft.
JUNE 24 Named Jim Stack general manager.
JULY 9 Re-signed free agent guard Fred Hoiberg to a multi-year contract.
JULY 23 Matched Portland Trail Blazers contract offer to free agent guard/forward Trenton Hassell.
AUG. 4 Re-signed free agent guard Troy Hudson to a multi-year contract.
AUG. 9 Signed free agent guards Anthony Carter and Anthony Goldwire and free agent forwards Jackie Butler, Kasib Powell and John Thomas to contracts.
OCT. 4 Signed 2003 second-round draft pick Rick Rickert and 2004 second-round draft pick Blake Stepp to contracts.
OCT. 5 Signed free agent forward Eddie Griffin to a contract.
OCT. 25 Waived guard Blake Stepp and forwards Jackie Butler and Rick Rickert.
OCT. 28 Waived guard Anthony Carter and forward Kasib Powell.

NOV. 1 Waived forward John Thomas and placed forward Ndudi Ebi (patellar tendinitis, left knee) on the injured list.
NOV. 25 Suspended center Michael Olowokandi.
NOV. 27 Reinstated center Michael Olowokandi.
2005
JAN. 10 Placed forward Mark Madsen (fractured left thumb) on the injured list and signed free agent forward John Thomas to a 10-day contract.
JAN. 15 NBA Suspended center Michael Olowokandi for four games after an incident in the Jan. 14 game at Denver.
JAN. 20 Signed John Thomas to a second 10-day contract.
JAN. 29 Signed John Thomas for the remainder of the season.
FEB. 12 Relieved head coach Flip Saunders of his duties and named Kevin McHale interim head coach.
FEB. 25 Placed forward Eddie Griffin (fractured second metacarpal, left hand) on the injured list and activated forward Mark Madsen from the injured list.
MAR. 14 Placed center Ervin Johnson (patellar tendinitis, right knee) on the injured list and activated forward Eddie Griffin from the injured list.
MAR. 25 Placed forward Mark Madsen (ruptured ligament, right wrist) on the injured list and activated center Ervin Johnson from the injured list.
APR. 18 Placed guard Troy Hudson (sore right groin) on the injured list and activated forward Ndudi Ebi from the injured list.
JUNE 17 Named Dwane Casey head coach.
JUNE 28 Selected North Carolina guard Rashad McCants (first round, 14th overall) and Indiana guard Bracey Wright (second round, 47th overall) in the 2005 NBA Draft.
JULY 1 Signed general manager Jim Stack to a contract extension.
JULY 8 Signed 2005 first-round draft pick Rashad McCants to a multi-year contract.
JULY 23 Named Johnny Davis assistant coach.
AUG. 9 Re-signed free agent forward Mark Madsen to a multi-year contract and signed free agent forward Nikoloz Tskitishvili to a contract.
AUG. 12 Acquired guards Lionel Chalmers and Marko Jaric from the Los Angeles Clippers for guard Sam Cassell and a 2006 conditional NBA first-round draft pick.
AUG. 15 Waived guard Fred Hoiberg.
AUG. 18 Signed Seattle SuperSonics restricted free agent guard/forward Damien Wilkins to an offer sheet.
AUG. 22 Re-signed free agent forward Eddie Griffin to a multi-year contract.
AUG. 24 Seattle SuperSonics matched Timberwolves contract offer to restricted free agent guard/forward Damien Wilkins.
AUG. 26 Signed free agent forward/center Dwayne Jones.
SEPT. 9 Re-signed free agent guard Anthony Carter.
SEPT. 12 Signed 2005 second-round draft pick Bracey Wright to a contract.
SEPT. 15 Named Bob Thornton, Rex Kalamian, Vince Taylor and Aleksandar Dzikic assistant coaches. Promoted Brent Haskins to assistant coach/NBA advance scout.
SEPT. 26 Signed free agent guard Richie Frahm.
OCT. 3 Signed forward Ryan Humphrey and guards John Lucas and Marlon Parmer.
OCT. 13 Waived guard Marlon Parmer.
OCT. 19 Promoted Zarko Durisic to director of player personnel. Named Pete Philo international scout.
OCT. 27 Waived guard Lionel Chalmers, forward Ryan Humphrey and guard John Lucas.
OCT. 31 Acquired forward Ronald Dupree from Detroit for a future second-round draft choice. Waived forward Ndudi Ebi.
NOV. 3 Assigned center Dwayne Jones and guard Bracey Wright to the Florida Flame (D-League).
DEC. 28 Recalled center Dwayne Jones from Florida (D-League).
2006
JAN. 3 Re-assigned center Dwayne Jones to the Florida Flame (D-League).
JAN. 10 Recalled guard Bracey Wright from Florida (D-League).

JAN. 26 Acquired a second-round selection in the 2006 NBA Draft from Phoenix in exchange for forward Nikoloz Tskitishvili. Also acquired guards Ricky Davis and Marcus Banks, center Mark Blount, forward Justin Reed and two conditional second-round draft picks (2006 and 2008) from Boston in exchange for forward Wally Szczerbiak, centers Michael Olowokandi and Dwayne Jones and a future first-round draft choice.
JAN. 31 Re-assigned guard Bracey Wright to Florida Flame (D-League).
MAR. 16 Waived guard Richie Frahm.
APR. 10 Recalled guard Bracey Wright from the Florida Flame (D-League).
APR. 17 Fred Hoiberg announced his retirement from the NBA.
MAY 22 Named Randy Wittman assistant coach.
JUNE 28 Selected Washington guard Brandon Roy (first round, 6th overall) then traded his rights to the Portland Trail Blazers for the draft rights to Randy Foye (first round, 7th overall) and cash considerations. Also selected Boston College forward Craig Smith (second round, 36th overall), Washington guard Bobby Jones (second round, 37th overall) and Greek center Loukas Mavrokefalidis (second round, 57th overall). Traded draft rights to Bobby Jones to the Philadelphia 76ers for a future second-round draft pick and cash considerations.
JUNE 28 Exercised contract option on guard Bracey Wright. Made qualifying offer to free agent forward Justin Reed.
JULY 5 Signed 2006 first-round draft pick Randy Foye to a multi-year contract.
JULY 13 Signed free agent guard Mike James to a multi-year contract.
AUG. 2 Re-signed free agent forward Justin Reed to a multi-year contract.
AUG. 31 Signed 2006 second-round draft pick Craig Smith to a multi-year contract.
SEPT. 14 Named Fred Hoiberg and Rob Babcock assistant general managers. Named Bob Ociepka assistant coach and Dave Vitel strength and conditioning coach.
OCT. 2 Signed free agent guard Tyrone Ellis and free agent forwards Vin Baker and Paul Shirley.
OCT. 22 Waived guard Tyrone Ellis and forward Paul Shirley.
OCT. 24 Exercised the 2007-08 contract option on guard Rashad McCants.
NOV. 13 Waived forward Vin Baker.
2007
JAN. 23 Relieved Dwane Casey of his head coaching duties; promoted assistant coach Randy Wittman to head coach for the remainder of the season.
MAR. 13 Waived forward Eddie Griffin.
MAY 23 Reached multi-year contract agreement with head coach Randy Wittman.
JUNE 8 Named Jerry Sichting assistant coach.
JUNE 14 Acquired forward Juwan Howard from Houston in exchange for guard Mike James and forward Justin Reed.
JUNE 19 Named John-Blair Bickerstaff assistant coach.
JUNE 28 Selected Florida forward Corey Brewer (first round, 7th overall) and Florida forward Chris Richard (second round, 41st overall) in the 2007 NBA Draft.
JULY 10 Signed 2007 first-round draft pick Corey Brewer to a multi-year contract.
JULY 31 Acquired forwards Al Jefferson, Ryan Gomes and Gerald Green, guard Sebastian Telfair, center Theo Ratliff and two first-round draft picks in exchange for forward Kevin Garnett.
AUG. 3 Request waivers on guard Troy Hudson after reaching a contractual buyout agreement.
SEPT. 21 Named Ed Pinckney assistant coach.
SEPT. 26 Signed free agent center John Edwards to a one-year contract.
SEPT. 28 Acquired guard Greg Buckner from Dallas in exchange for forward Trenton Hassell.
SEPT. 29 Signed rookie forward Chris Richard to a one-year contract.
OCT. 24 Acquired forwards Antoine Walker and Wayne Simien, center Michael Doleac, a future first-round draft pick and cash considerations from Miami in exchange for guard Ricky Davis and center Mark Blount.



WOLVES TRANSACTIONS

OCT. 25 Waived center John Edwards.
OCT. 29 Acquired guard Beno Udrih and cash considerations from San Antonio in exchange for a conditional second-round pick in the 2008 Draft. Waived guard Beno Udrih and forwards Juwan Howard and Wayne Simien.
OCT. 31 Exercised the 2008-09 contract options on guards Randy Foye and Rashad McCants. Signed forward Al Jefferson to a five-year contract extension.

2008
JAN. 28 Assigned forward Chris Richard to the Sioux Falls Skyforce (D-League).
FEB. 18 Recalled forward Chris Richard from Sioux Falls (D-League).
FEB. 21 Acquired guard Kirk Snyder, a second-round draft pick in the 2010 NBA Draft and cash considerations from Houston in exchange for forward Gerald Green.
FEB. 29 Waived center Theo Ratliff.
JUNE 26 Selected USC guard O.J. Mayo (first round, 3rd overall) in the 2008 NBA Draft and subsequently traded his draft rights, along with guard Greg Buckner, guard Marko Jaric and forward Antoine Walker to the Memphis Grizzlies in exchange for the draft rights to forward/center Kevin Love (first round, 5th overall), forward Brian Cardinal, center Jason Collins and guard/forward Mike Miller. Also selected center Nikola Pekovic from Montenegro (second round, 31st overall) and Kansas guard Mario Chalmers (second round, 34th overall). Traded draft rights to Mario Chalmers to the Miami Heat for two future second-round draft picks and cash considerations.

JULY 9 Acquired forward Rodney Carney, center Calvin Booth, a future first-round draft pick and cash considerations from Philadelphia in exchange for a conditional second-round pick in the 2009 NBA Draft.
JULY 11 Signed 2008 first-round draft pick Kevin Love to a multi-year contract.
JULY 17 Re-signed restricted free-agent forward Craig Smith to a multi-year contract.
JULY 23 Re-signed free-agent guard Sebastian Telfair to a multi-year contract.
JULY 29 Re-signed restricted free-agent forward Ryan Gomes to a multi-year contract.
JULY 31 Named Dean Cooper assistant coach.
SEPT. 30 Re-signed center Chris Richard to a one-year contract. Signed free-agent guard Blake Ahearn and free-agent center Rafael Araujo.
OCT. 1 Signed free-agent guard Kevin Ollie.
OCT. 9 Signed free-agent center David Harrison.
OCT. 12 Waived center Rafael Araujo.
OCT. 23 Waived guard Blake Ahearn, center David Harrison and forward Chris Richard.
OCT. 29 Exercised the 2009-10 contract options on forward Corey Brewer and guard Randy Foye.
DEC. 8 Relieved Randy Wittman of his head coaching duties; reassigned Kevin McHale from vice president of basketball operations to head coach.

2009
FEB. 19 Acquired guard Bobby Brown and forward Shelden Williams from Sacramento in exchange for center Calvin Booth and guard Rashad McCants.
MAY 22 Named David Kahn president of basketball operations.
JUNE 17 Relieved Kevin McHale of his head coaching duties.
JUNE 24 Acquired the No. 5 pick in the 2009 NBA Draft, forwards Olesiy Pechevov and Darius Songaila, and center Etan Thomas from Washington in exchange for guards Randy Foye and Mike Miller.
JUNE 25 Selected Spanish guard Ricky Rubio (first round, 5th overall), Syracuse guard Jonny Flynn (first round, sixth overall), North Carolina guards Ty Lawson (first round, 18th overall) and Wayne Ellington (first round, 28th overall), Florida guard Nick Calathes (second round, 45th overall) and Dutch forward Henk Norel (second round, 47th overall) in the 2009 NBA Draft. Traded the draft rights to Ty Lawson to Denver in exchange for a future first-round draft pick. Also traded the draft rights to Nick Calathes to Dallas in exchange for a future second-round draft pick.

JUNE 30 Announced that guard Bobby Brown exercised the player option on his contract to remain with the team.
JULY 10 Signed 2009 first-round draft picks Jonny Flynn and Wayne Ellington to multi-year contracts.
JULY 20 Acquired guard/forward Quentin Richardson from the L.A. Clippers in exchange for forward Mark Madsen, forward Craig Smith and guard Sebastian Telfair.
JULY 27 Acquired guard Chuckie Atkins and guard/forward Damien Wilkins from Oklahoma City in exchange for center Etan Thomas and two future second-round draft picks.
AUG. 3 Signed Dallas Mavericks restricted free-agent center Ryan Hollins to an offer sheet.
AUG. 10 Named Kurt Rambis head coach. Signed restricted free-agent center Ryan Hollins to a multi-year contract.
AUG. 13 Acquired center Mark Blount from Miami in exchange for guard/forward Quentin Richardson.
SEPT. 3 Named Dave Wohl, Reggie Theus and Bill Laimbeer assistant coaches.
SEPT. 4 Signed Milwaukee Bucks restricted free-agent guard Ramon Sessions to an offer sheet.
SEPT. 9 Acquired guard Antonio Daniels and a future second-round draft pick from New Orleans in exchange for guard Bobby Brown and forward Darius Songaila.
SEPT. 11 Signed restricted free-agent guard Ramon Sessions to a multi-year contract.
SEPT. 17 Signed free-agent guard/forward Sasha Pavlovic.
SEPT. 17 Waived guard Chuckie Atkins.
SEPT. 26 Announced a restructuring of the basketball operations department. Named Fred Hoiberg vice president of basketball operations, Jerry Sichting director of pro player personnel, Rob Babcock director of scouting/administration, Zarko Durisic director of college and European player personnel and Amy Peterson director of team operations. Additionally, named Milton Barnes, Dean Cooper, Pete Philo, Derek Pierce, J.T. Prada and Jim Stack regional scouts.
SEPT. 28 Signed free-agents Alonzo Gee, Devin Green, Jason Hart, Jack McClinton, Jared Reiner and Mustafa Shakur.
OCT. 6 Waived guards Alonzo Gee and Jack McClint000ton.
OCT. 19 Waived guards Devin Green and Mustafa Shakur.
OCT. 20 Acquired forward Nathan Jawai from Dallas in return for a conditional 2nd-round choice in the 2012 NBA Draft.
OCT. 21 Waived center Jared Reiner.
OCT. 23 Waived guard Antonio Daniels.
NOV. 2 Exercised the 2010-11 contract options on forwards Corey Brewer and Kevin Love.
DEC. 29 Acquired forward Alando Tucker, a conditional 2nd-round choice in the 2010 NBA Draft and cash considerations from Phoenix in exchange for guard Jason Hart.

2010
FEB. 17 Acquired center Darko Milicic and cash considerations from New York in exchange for forward Brian Cardinal.
FEB. 19 Assigned forward Nathan Jawai to Sioux Falls (D-League).
FEB. 21 Recalled forward Nathan Jawai from Sioux Falls (D-League).
MAR. 1 Waived center Mark Blount.
MAR. 22 Waived forward Alando Tucker.
MAR. 23 Signed free-agent forward Brian Cardinal.
APR. 13 Signed free-agent center Greg Stiemsma.
MAY 17 Named Tony Ronzone Assistant General Manager/Player Personnel.
JUNE 24 Selected Syracuse forward Wesley Johnson (first round, 4th overall), Nevada forward Luke Babbitt (first round, 16th overall), Clemson forward Trevor Booker (1st round, 23rd overall), Brazilian center Paulao Prestes (2nd round, 45th overall) and Rutgers center Hamady N'diaye (second round, 56th overall) in the 2010 NBA Draft. Subsequently acquired guard/forward Martell Webster from Portland in exchange for forward Ryan Gomes and the draft rights to Luke Babbitt. Also acquired the draft rights to Marquette forward Lazar Hayward (first round, 30th overall) and Serbian forward Nemanja Bjelica (2nd round, 35th overall) from the Washington Wizards in exchange for the draft rights to Trevor Booker and Hamady N'diaye.

JULY 12 Acquired forward Michael Beasley from Miami in exchange for second-round picks in the 2011 and 2014 NBA Drafts and cash considerations. Signed 2010 first-round draft picks Wesley Johnson and Lazar Hayward to multi-year contracts. Signed free-agent center Darko Milicic to a multi-year contract.
JULY 13 Acquired two future first-round draft picks, one belonging to Utah and one belonging to Memphis, and center Kosta Koufos from the Utah Jazz in exchange for forward Al Jefferson.
JULY 21 Signed free-agent guard Luke Ridnour to a multi-year contract.
JULY 26 Acquired guards Sebastian Telfair and Delonte West from Cleveland in exchange for center Ryan Hollins, guard Ramon Sessions and a future second-round draft pick.
JULY 28 Signed 2008 second-round draft pick Nikola Pekovic to a multi-year contract.
AUG. 3 Waived guard Delonte West.
AUG. 9 Signed free-agent forward Anthony Tolliver.
AUG. 17 Waived center Greg Stiemsma.
SEPT. 24 Signed free-agents forward Maurice Ager, Jason Hart, DerMarr Johnson and John Thomas.
SEPT. 30 Waived forward DerMarr Johnson.
OCT. 20 Waived guard Jason Hart and center John Thomas.
NOV. 1 Exercised the 2011-12 contract options on forwards Michael Beasley and Kevin Love, center Kosta Koufos and guards Jonny Flynn and Wayne Ellington.
NOV. 11 Waived guard Maurice Ager.
NOV. 12 Signed free-agent guard Sundiata Gaines.

2011
JAN. 4 Waived guard Sundiata Gaines.
FEB. 22 Acquired forward Anthony Randolph, center Eddy Curry, cash considerations and a future second-round pick in a three-team trade that sent guard Corey Brewer to New York and center Kosta Koufos to Denver.
MAR. 1 Waived center Eddy Curry.
JUNE 17 Signed 2009 first-round draft pick Ricky Rubio to a multi-year contract.
JUNE 24 Selected Arizona forward Derrick Williams (first round, 2nd overall) and Lithuanian forward Donatas Motiejunas (first round, 20th overall) in the 2011 NBA Draft.
JUNE 25 Acquired Brad Miller, the draft rights to Nikola Mirotic (first round, 23rd overall) and Chandler Parsons (second round, 38th overall pick), and a future first-round pick from the Houston Rockets in exchange for Jonny Flynn, the draft rights to Donatas Motiejunas and a future second-round pick.
JUNE 25 Acquired the draft rights to Norris Cole (first round, 28th overall) and Malcolm Lee (second round, 43rd overall), and cash considerations from the Chicago Bulls in exchange for the draft rights to Nikola Mirotic.
JUNE 25 Acquired the draft rights to Bojan Bogdanovic (second round, 31st overall), a future second-round pick and cash considerations from the Miami Heat in exchange for the draft rights to Norris Cole.
JUNE 25 Acquired a future second-round pick and cash considerations from the New Jersey Nets in exchange for the draft rights to Bojan Bogdanovic.
JUNE 25 Received cash considerations from the Houston Rockets in exchange for the draft rights to Chandler Parsons.
JUNE 27 Acquired the draft rights to Tanguy Ngombo (second round, 57th overall) from the Portland Trail Blazers in exchange for a future second-round pick.
JUNE 29 Exercised the 2012-13 contract options on guard Wayne Ellington and forwards Lazar Hayward and Wes Johnson.
JULY 12 Relieved Kurt Rambis of his head coaching duties.
SEP 28 Rick Adelman named head coach.
DEC 7 Announced the competion of Rick Adelman's coaching staff: Named Terry Porter, Jack Sikma, T.R. Dunn and Bill Bayno assistant coaches; David Adelman and Shawn Respert player development coaches; R.J. Adelman director of player personnel/game preparation; Pat Zipfel advance scout.



WOLVES TRANSACTIONS

DEC 9 Wolves sign Dominique Johnson, Will Conroy, Devean George and Shaun Pruitt to training camp contracts.
DEC 12 Signed No. 2 overall draft pick Derrick Williams
DEC 13 Traded forward Lazar Hayward to the Oklahoma City Thunder in exchange for a 2012 second-round pick, a conditional second round selection and guard Robert Vaden, who was immediately waived; Waived Dominique Johnson and Shaun Pruitt.
DEC 14 Signed free-agent guard Jose Juan Barea; Waived Will Conroy and Devean George.
DEC 15 Signed Malcolm Lee and Bonzi Wells.
DEC 23 Waived Bonzie Wells.

2012
FEB 6 Assigned rookie guard Malcolm Lee to Sioux Falls of the NBA Developmental League.
FEB 14 Recalled rookie guard Malcolm Lee from the Sioux Falls Skyforce.
FEB 29 Re-assigned rookie guard Malcolm Lee to Sioux Falls of the NBA Developmental League.
MAR 9 Recalled rookie guard Malcolm Lee from the Sioux Falls Skyforce.
JUNE 26 Acquired guard/forward Chase Budinger and the draft rights to Lior Eliyahu from the Houston Rockets in exchange for the 18th overall pick in the 2012 NBA Draft.
JUNE 28 Selected Robbie Hummel (Purdue) with the 58th pick (2nd round) of the 2012 NBA Draft.
JUNE 30 Did not extend qualifying offers to Michael Beasley and Anthony Randolph, thus making both players free agents.
JULY 12 Waived center Darko Milicic, designating him as the team's amnesty player.
JULY 13 Waived guard Martell Webster.
JULY 13 Traded forward/center Brad Miller, along with two second round picks, to New Orleans in exchange for a conditional second round selection.
JULY 15 Signed restricted free-agent forward Nicolas Batum to an offer sheet.
JULY 18 Portland matched Minnesota's offer sheet it had extended to forward Nicolas Batum.
JULY 24 Traded guard Wayne Ellington to Memphis in exchange for forward Dante Cunningham.
JULY 25 Signed free-agent guard Alexey Shved.
JULY 27 Traded forward Wes Johnson, along with a future first-round pick, to Phoenix in a three-team trade that also involved the New Orleans Hornets. The Wolves acquired two second-round draft picks from New Orleans and a second round pick from Phoenix. Also in the trade, Phoenix sent center Robin Lopez and forward Hakim Warrick to New Orleans and the Hornets sent guard Jerome Dyson and forward/center Brad Miller to the Suns.
JULY 27 Signed free-agent forward Andrei Kirilenko.
JULY 31 Signed free-agent guard Brandon Roy.
AUG. 2 Signed free-agent center Greg Stiemsma.
SEPT. 28 Signed free-agents Will Conroy, Mike Harris, Phil Jones, Chris Johnson, Seth Tarver and Jermaine Taylor.
OCT. 13 Waived Phil Jones and Seth Tarver.
OCT. 19 Waived Jermaine Taylor.
OCT. 27 Waived Mike Harris and Chris Johnson.
OCT. 19 Picked up the third-year options on Ricky Rubio and Derrick Williams.
NOV. 16 Signed Josh Howard.
DEC. 20 Waived Josh Howard.
DEC. 31 Signed Lazar Hayward.

2013
JAN. 6 Waived Lazar Hayward.
JAN. 8 Signed Lazar Hayward to a 10-day contract.
JAN. 19 Signed Chris Johnson and Mickael Gelabale to 10-day contracts.
JAN. 29 Re-signed Chris Johnson and Mickael Gelabale to 10-day contracts.
FEB. 8 Waived Lou Amundson and re-signed Chris Johnson and Mickael Gelabale for the remainder of the 2013-14 season.
MAY 2 Declined team option on David Kahn for 2013-14 season.
MAY 3 Named Phil "Flip" Saunders as President of Basketball Operations and a minority owner.

MAY 10 Waived Brandon Roy.
JUNE 27 Selected Michigan guard Trey Burke (first round, 9th overall), Florida forward Anthony Roberson (first round, 26th overall), North Carolina State guard Lorenzo Brown (2nd round, 52nd overall) and Montenegrin forward Bojan Dubljevic (2nd round, 59th overall) of the 2013 NBA Draft. Subsequently acquired the draft rights to Shabazz Muhammad (14th overall) and Gorgui Dieng (21st overall) from the Utah Jazz in exchange for the draft rights to Trey Burke (9th overall). Traded the draft rights to Anthony Roberson (26th overall) along with Malcolm Lee to Golden State in exchange for a 2014 second-round pick and cash considerations.
JUNE 27 Extended a qualifying offer to Nikola Pekovic.
JUNE 28 Exercised the one-year team option on Dante Cunningham's contract for the 2013-14 season.
JULY 7 Waived Greg Stiemsma and Mickael Gelabale.
JULY 11 In a three-team trade, acquired Kevin Martin (sign-and-trade) and cash considerations from Oklahoma City, sending Luke Ridnour and a 2014 second-round pick to Milwaukee.
JULY 12 Re-signed free agent Chase Budinger.
JULY 12 Signed free agent Corey Brewer.
JULY 13 Signed Shabazz Muhammad and Gorgui Dieng.
JULY 18 Signed free agent Ronny Turiaf.
AUG 14 Reached an agreement in principle on a new contract with Nikola Pekovic.
JULY 13 Signed Shabazz Muhammad and Gorgui Dieng.
SEPT 26 Signed Lorenzo Brown, Robbie Hummel and Othys Jeffers.
OCT. 1 Signed free agent A.J. Price.
OCT. 25 Waived guards Lorenzo Brown and Othys Jeffers.
OCT. 26 Exercised fourth-year options on guard Ricky Rubio and forward Derrick Williams.
OCT. 26 Waived center Chris Johnson.

2014
JAN. 5 Assigned forward Shabazz Muhammad to Iowa Energy of the NBA Development League.
JAN. 13 Recalled forward Shabazz Muhammad from Iowa (D-League).
APR. 3 Waived guard A.J. Price.
APR. 8 Signed guard Othys Jeffers.
APR. 21 Head coach Rick Adelman announces his retirement from coaching.
JUNE 6 Named Flip Saunders new head coach.
JUNE 13 Named Sid Lowe an assistant coach.
JUNE 17 Named Sam Mitchell an assistant coach.
JUNE 26 Selected UCLA guard Zach LaVine (first round, 13th overall), Michigan guard/forward Glenn Robinson III (second round, 40th overall), Oklahoma State guard Markel Brown (second round, 44th overall) and Italian forward Alessandro Gentile (second round, 53rd overall). Subsequently traded Brown and Gentile to the Brooklyn Nets and Houston Rockets respectively for cash considerations.
JUNE 30 Did not extend qualifying offers to Robbie Hummel and Othys Jeffers, allowing both players to become unrestricted free agents on July 1.
JULY 1 Named Ryan Saunders an assistant coach.
JULY 8 Signed Zach LaVine.
JULY 22 Signed free agent Robbie Hummel.
JULY 30 Signed free agent Mo Williams.
AUG. 23 Traded forward Kevin Love to Cleveland and guard Alexey Shved and Luc Richard Mbah a Moute to Philadelphia in a three-team trade. The Wolves acquired Andrew Wiggins, Anthony Bennett and Thaddeus Young. Cleveland received Love, while Philadelphia received Shved, Mbah a Moute and Miami's 2015 first-round pick.
SEPT. 17 Signed Glenn Robinson III.
SEPT. 18 Signed free agents Kyrylo Fesenko and Brady Heslip.



WOLVES HISTORY

important dates in the formation and development of the Minnesota Timberwolves

1987
APR. 3 The NBA Expansion Committee recommended Minnesota be granted an NBA franchise beginning with the 1989-90 season.
APR. 22 The Board of Governors voted unanimously to expand the NBA by four teams — Miami and Charlotte in 1988-89, Minnesota and Orlando in 1989-90. The purchase price of \$32.5 million is announced.

1988
JULY 12 A site dedication ceremony for the Wolves' new arena took place in downtown Minneapolis.
JULY 21 Named Billy McKinney director of player personnel.
AUG. 23 Named Bill Musselman head coach.
SEPT. 17 Unveiled logo at a news conference. Earlier, the nickname "Timberwolves" was selected by a 2-to-1 margin over "Polars" in a vote of 842 City Councils throughout the state.
OCT. 4 Announced the contribution of \$45,425.96 to the United Way bureaus in Minneapolis and St. Paul, reflecting interest earned on more than 12,000 Timberwolves season-ticket deposits.
DEC. 31 Eclipsed the NBA's expansion requirements, selling 11,300 season tickets more than 10 months prior to the 1989-90 season.

1989
JUNE 15 Selected 11 players in the NBA Expansion Draft.
OCT. 6 Opened first training camp at the 98th Street Racquet, Swim & Health Club in Bloomington, Minn.
OCT. 18 Began a six-game preseason schedule with a contest vs. the Los Angeles Lakers. A Metrodome crowd in excess of 20,000 watched the Lakers post a 100-90 victory.
NOV. 3 Played inaugural regular-season game, falling to the Seattle SuperSonics 106-94 at the Seattle Coliseum. Sam Mitchell scored the first points in club history, a pair of free throws at 11:15 of the first quarter.
NOV. 8 Played inaugural regular-season home contest, losing to the Chicago Bulls, 96-84. Michael Jordan scored a game-high 45 points to lead the Bulls over the Wolves in front of 35,427 at the Metrodome.
NOV. 10 Recorded first victory, defeating the Philadelphia 76ers, 125-118, in overtime before 29,117 at the Metrodome.
NOV. 29 Earned first road victory, 105-100, at Miami Arena.

1990
APR. 17 The third-largest crowd in NBA history, 49,551, came to the Metrodome for Fan Appreciation Night, enabling the Timberwolves to become the NBA's all-time single-season attendance champions. The season total of 1,072,572 was an average of 26,160 per game and topped Detroit's previous 1987-88 league record by 6,067.
AUG. 7 Along with Target Stores, announced an extension of their promotional agreement by naming the Timberwolves' new downtown arena "Target Center."
OCT. 13 Target Center officially opened with a ceremonial "jump ball." All proceeds from the event benefited the American Cancer Society.
OCT. 16 In the inaugural game played in Target Center, the Wolves lost 102-96 in an exhibition contest with the Philadelphia 76ers.
NOV. 2 In the first regular-season game at Target Center, the Timberwolves opened the 1990-91 season with a 98-85 win over Dallas before a sellout crowd of 19,006.
NOV. 29 Announced that Billy McKinney resigned his position as director of player personnel.

1991
APR. 22 Relieved head coach Bill Musselman and assistant coach Tom Thibodeau of their duties.
MAY 16 Center Felton Spencer was named to the NBA All-Rookie Second Team.
JUNE 19 Named Jimmy Rodgers head coach.
NOV. 1 Opened the 1991-92 season before a crowd of only 6,973 as the game was played during the largest snowfall in Minnesota history (24 inches in 24 hours). The Timberwolves lost 112-97 to the Utah Jazz.

NOV. 30 Center Luc Longley became the first native Australian to play in an NBA game (at Dallas).

1992
JAN. 15 Announced that guard/forward Doug West was chosen to compete in the ninth annual Gatorade Slam-Dunk Championship on All-Star Saturday at the Orlando Arena.
MAR. 23 NBA Commissioner David Stern, during a press conference at Target Center, announced that the Timberwolves had been selected to play host to the 1994 NBA All-Star Weekend, scheduled for Friday, Feb. 11 through Sunday, Feb. 13, 1994.
JUNE 1 Named Jack McCloskey general manager.

1993
JAN. 11 Relieved head coach Jimmy Rodgers of his duties and named Sidney Lowe interim head coach.
MAR. 24 Promoted Sidney Lowe to head coach.
APR. 25 Guard Micheal Williams broke Calvin Murphy's all-time NBA record for consecutive free throws when he hit his 79th straight in the final home game of the season. Williams continued adding to his mark, making five more in the contest to end the season at 84. Along with the NBA, unveiled the official logo for the 1994 All-Star Weekend, scheduled for Feb. 11-13 at Target Center.
MAY 19 Forward/center Christian Laettner was named to the NBA All-Rookie First Team.
MAY 20 Named Kevin McHale television broadcast analyst and special assistant coach and Bob Weinbauer assistant coach.
JUNE 21 Guard Micheal Williams' NBA-record consecutive free-throw streak came to an end at 97 with a second-quarter miss at San Antonio.
NOV. 9

1994
JAN. 8 Announced that guard Isaiah Rider was chosen to compete in the 11th annual Gatorade Slam-Dunk Championship during All-Star Saturday, Feb. 12, at Target Center. Rider was also one of 16 first-year NBA players selected to participate in the inaugural Schick Rookie Game, scheduled prior to the slam-dunk championship.
FEB. 11-13 Along with the NBA, played host to All-Star Weekend at Target Center, featuring All-Star Saturday and the 44th annual All-Star Game.
FEB. 12 Guard Isaiah Rider won the 11th annual Gatorade Slam Dunk Championship during All-Star Saturday at Target Center. Rider finished his winning performance with a between-the-legs, one-handed dunk he called the "East Bay Funk."
APR. 15 Forward/center Andres Guibert became the first native Cuban to play in an NBA game (vs. Indiana).
APR. 29 Announced assistant coach Bob Weinbauer accepted the position of vice president of basketball operations with the Houston Rockets.
MAY 5 Guard Isaiah Rider was named to the NBA All-Rookie First Team.
MAY 23 Announced the sale of the Timberwolves from Marv Wolfenson and Harvey Ratner to Top Rank of Louisiana, pending NBA approval.
JUNE 15 The NBA Relocation Committee unanimously recommended (6-0) that the NBA Board of Governors disapprove the sale of the Timberwolves to Top Rank of Louisiana.
JUNE 21 The NBA Board of Governors voted 25-1, with one abstention, to disapprove the sale of the Timberwolves to Top Rank of Louisiana.
AUG. 5 Announced the sale of the Timberwolves from Marv Wolfenson and Harvey Ratner to a group led by businessman and former Minnesota state senator Glen Taylor, pending NBA approval.
AUG. 17 Relieved head coach Sidney Lowe, assistant to the general manager/assistant coach Jim Brewer and assistant coach Chuck Davisson of their duties.
AUG. 18 Named Kevin McHale assistant general manager.
AUG. 29 Named Bill Blair head coach.
SEPT. 30 Announced that Marv Wolfenson, Harvey Ratner and Glen Taylor had completed and signed a purchase agreement for the sale of the franchise.
OCT. 5 The NBA Board of Governors voted to approve the sale of the Timberwolves to Glen Taylor.

1995
MAR. 23 Announced the finalization of the franchise's sale to Glen Taylor.
MAY 11 Promoted Kevin McHale to vice president of basketball operations. Named Flip Saunders general manager and Jerry Sichting director of scouting and player development.
DEC. 18 Relieved Bill Blair of his head coaching duties. Named Flip Saunders head coach and Jerry Sichting assistant coach.

1996
JAN. 9 Rookie forward Kevin Garnett started his first NBA game. At 19 years, 7 months and 20 days, he was, at the time, the third-youngest player in NBA history to start a game.
MAY 16 Forward Kevin Garnett was named to the NBA All-Rookie Second Team.
MAY 18 Unveiled new logo and uniforms in a ceremony in the Mall of America rotunda.

1997
JAN. 28 Forward Tom Gugliotta was named to the Western Conference team for the 1997 NBA All-Star Game on Feb. 9 in Cleveland, becoming the first player in team history selected to play in an All-Star Game.
FEB. 1 Guard Stephon Marbury was named NBA Rookie of the Month for January. He was the first Timberwolves player to receive league rookie of the month honors. He averaged 16.9 ppg, 8.1 apg and 2.1 spg while leading the Timberwolves to a 9-6 January record.
FEB. 5 Forward Kevin Garnett was named to the Western Conference team for the 1997 NBA All-Star Game on Feb. 9 in Cleveland.
FEB. 8 Guard Chris Carr finished second in the Gatorade Slam Dunk Contest during All-Star Weekend.
FEB. 9 Forward Tom Gugliotta scored nine points and grabbed eight rebounds in 19 minutes for the Western Conference All-Stars in the 1997 NBA All-Star Game. Kevin Garnett added six points and nine rebounds in 18 minutes for the Western Conference All-Stars.
APR. 25 The Timberwolves participated in the first playoff game in franchise history. They fell to the Houston Rockets, 112-97, at The Summit in Houston.
MAY 6 Guard Stephon Marbury was named to the NBA All-Rookie First Team.
JULY 15 Signed general manager/head coach Flip Saunders to a five-year contract extension.
OCT. 1 Signed forward Kevin Garnett to a multi-year contract extension.

1998
JAN. 25 Forward Kevin Garnett was named a starter for the Western Conference in the 1998 NBA All-Star Game on Feb. 8 in New York, becoming the first player in team history selected to start in an All-Star Game.
FEB. 8 Forward Kevin Garnett scored 12 points and grabbed four rebounds in 21 minutes for the Western Conference All-Stars in the 1998 NBA All-Star Game.
MAR. 4 Forward Tom Gugliotta underwent season-ending surgery to remove bone spurs and chips from his right ankle.
APR. 26 The Timberwolves won their first playoff game in franchise history, defeating the Seattle SuperSonics, 98-93, at KeyArena in Seattle.

1999
FEB. 22 Guard Stephon Marbury was named NBA Player of the Week for the week of Feb. 15-21. Marbury averaged 24.3 ppg, 11.8 apg, 2.0 rpg and 1.5 spg. In the Feb. 17 game vs. the Houston Rockets, Marbury scored 40 points, handed out 12 assists and had no turnovers, becoming only the fifth player in NBA history to record 40+ points, 10+ assists and no turnovers in a game.
MAR. 18 The NBA announced the Wolves would face the San Antonio Spurs (later changed to the Sacramento Kings) at the Tokyo Dome in Tokyo, Japan on Nov. 5 and Nov. 6.



WOLVES HISTORY

APR. 5	Forward Kevin Garnett was named NBA Player of the Week for the week of March 29-April 4. Garnett averaged 24.7 ppg, 8.6 rpg and 6.3 apg, while shooting 66.1% (37-56) from the field.	APR. 7	The Timberwolves organization dedicated the Malik Sealy Gym of Dreams at the Episcopal Church of Gethsemane in Minneapolis.	NOV. 18	Donnie Satori of Waseca, Minn., became the 10 millionth fan to pass through the gates in franchise history.
APR. 20	Forward Kevin Garnett was selected by a five-member panel of former NBA players as the Midwest Division winner for the 1998-99 NBA Sportsmanship Award.	APR. 8	The Timberwolves organization honored former Minneapolis Lakers star George Mikan in a halftime ceremony of their game vs. the L.A. Lakers.	NOV. 24	Forward Kevin Garnett was named NBA Western Conference Player of the Week for games played Nov. 17-23.
JUNE 8	Forward Kevin Garnett was named to the NBA All-League Third Team.	MAY 2	Forward Kevin Garnett was named to the 2000-01 NBA All-Defensive First Team.	DEC. 22	Forward Kevin Garnett was named NBA Western Conference Player of the Week for games played Dec. 15-21.
JUNE 24	The NBA announced the Minnesota Timberwolves were selected to play host to the 2000 Draft at Target Center on June 28, 2000.	MAY 21	Forward Wally Szczerbiak was named to USA Basketball's team for the 2001 Goodwill Games held Sept. 3-9 in Brisbane, Australia.	DEC. 29	Guard Sam Cassell was named NBA Western Conference Player of the Week for games played Dec. 22-28.
JULY 29	Signed general manager/head coach Flip Saunders to a multi-year contract extension.	MAY 22	Forward Kevin Garnett was named to the 2000-01 NBA All-Interview First Team.		
AUG. 2	Signed first-round draft pick forward Wally Szczerbiak to a multi-year contract.	MAY 31	Forward Kevin Garnett was named to the 2000-01 All-NBA Second Team.	2004	
NOV. 5	Wolves opened the season in Tokyo, Japan vs. the Sacramento Kings. The Kings won 100-95 at the Tokyo Dome.	JUNE 20	Signed head coach Flip Saunders to a multi-year contract extension.	JAN. 5	Forward Kevin Garnett was named NBA Western Conference Player of the Month for games played in December, the fifth such honor of his career.
NOV. 15	Forward Kevin Garnett was named NBA Player of the Week for the week of Nov. 8-14. He averaged 25.5 ppg and 13 rpg.	SEPT. 9	Flip Saunders and forward Wally Szczerbiak helped lead the United States men's basketball team to a 5-0 mark in winning the gold medal at the 2001 Goodwill Games in Brisbane, Australia.	JAN. 26	Timberwolves Head Coach Flip Saunders was named to coach the Western Conference All-Stars for the February 15 game at STAPLES Center.
DEC. 27	Forward Kevin Garnett was named NBA Player of the Week for the week of Dec. 20-26. He averaged 23.0 ppg and 41.0 mpg.	NOV. 19	Forward Kevin Garnett was named NBA Western Conference Player of the Week for games played Nov. 12-18.	JAN. 26	Forward Kevin Garnett was named NBA Western Conference Player of the Week for games played Jan. 19-25.
				JAN. 29	Forward Kevin Garnett was named a starter for the Western Conference in the 2004 NBA All-Star Game on Feb. 15 in Los Angeles.
2000		2002		FEB. 2	Forward Kevin Garnett was named NBA Western Conference Player of the Month for games played in January, the sixth such honor of his career.
JAN. 29	Forward Kevin Garnett was named a starter for the Western Conference in the 2000 NBA All-Star Game on Feb. 13 in Oakland.	JAN. 14	Forward Kevin Garnett was named NBA Western Conference Player of the Week for games played Jan. 7-13.	FEB. 2	Forward Kevin Garnett was named NBA Western Conference Player of the Week for games played Jan. 26-Feb. 1.
FEB. 2	Forward Kevin Garnett was named NBA Player of the Month for January. He averaged 25.7 ppg and 10.5 rpg, scoring more than 30 points four times that month.	JAN. 26	Forward Kevin Garnett was named a starter for the Western Conference in the 2002 NBA All-Star Game on Feb. 10 in Philadelphia.	FEB. 3	Guard Sam Cassell was named a reserve for the Western Conference in the 2004 NBA All-Star Game on Feb. 15 in Los Angeles.
FEB. 2	Flip Saunders was named NBA Coach of the Month for January. He guided the Wolves to a franchise-record 12-3 (.800) mark. The club posted a 6-1 record on the road, and was 8-3 against .500+ opponents.	JAN. 29	Guard Wally Szczerbiak was selected as a Western Conference reserve for the 2002 NBA All-Star Game on Feb. 10 in Philadelphia.	FEB. 15	Timberwolves Head Coach Flip Saunders led the Western Conference All-Stars to a 136-132 win over the East at STAPLES Center. Kevin Garnett recorded 12 points with seven rebounds and six assists. Sam Cassell added four points and a team-high seven assists.
FEB. 2	Forward Wally Szczerbiak scored 13 points and grabbed three rebounds in the Schick Rookie Challenge at the NBA All-Star Weekend in Oakland.	FEB. 10	Guard Wally Szczerbiak made his first All-Star Game appearance, scoring 12 points with three assists in 12 minutes on Feb. 10 in Philadelphia. Forward Kevin Garnett made his fifth straight All-Star Game appearance, finishing with 14 points and 12 rebounds.	MAR. 1	Forward Kevin Garnett was named NBA Western Conference Player of the Month for games played in February, the second such honor of his career.
FEB. 13	Forward Kevin Garnett started in the NBA All-Star Game in Oakland, recording 24 points, 10 rebounds and five assists.	MAR. 1	Forward Kevin Garnett was named NBA Western Conference Player of the Month for games played in February, the second such honor of his career.	MAR. 11	Forward Kevin Garnett was selected to receive the NBA Community Assist Award for his community outreach during the month of February.
MAR. 27	Forward Kevin Garnett was named NBA Player of the Week for the week of March 20-26. He averaged 35.3 ppg and 10 rpg. In the March 22 game against Boston, he scored 40 points and grabbed eight rebounds.	MAR. 11	Forward Kevin Garnett was selected to receive the NBA Community Assist Award for his community outreach during the month of February.	MAR. 24	Center Marc Jackson scored the 100,000th point in club history in the fourth quarter at New York.
MAY 18	Forward Wally Szczerbiak was named to the 1999-2000 Schick All-Rookie First Team.	MAR. 24	Center Marc Jackson scored the 100,000th point in club history in the fourth quarter at New York.	APR. 30	Forward Kevin Garnett was named to the NBA All-Defensive First Team.
MAY 20	Guard/forward Malik Sealy killed in a car accident.	APR. 30	Forward Kevin Garnett was named to the NBA All-Defensive First Team.	MAY. 1	Forward Kevin Garnett was named to the NBA All-League Second Team.
MAY 31	Forward Kevin Garnett was named to the 1999-2000 All-NBA First Team. Assistant coach Sidney Lowe accepted the position of head coach with the Vancouver Grizzlies.	MAY. 1	Forward Kevin Garnett was named to the NBA All-League Second Team.	NOV. 25	Forward Kevin Garnett was named NBA Western Conference Player of the Week for games played Nov. 18-24.
JUNE 28	Wolves played host to 2000 NBA Draft at Target Center.				
NOV. 5	Retired the jersey Malik Sealy prior to the home opener vs. Sacramento.	2003			
NOV. 20	Forward Kevin Garnett was named NBA Player of the Week for the week of Nov. 13-19. He averaged 27.0 ppg, 11.0 rpg, and 4.0 apg, while shooting 64.7% from the field.	JAN. 23	Forward Kevin Garnett was named a starter for the Western Conference in the 2003 NBA All-Star Game on Feb. 9 in Atlanta.	APR. 15	Timberwolves Head Coach Flip Saunders was named NBA Western Conference Coach of the Month for games played in April, the fourth such honor of his career.
DEC. 23	Minnesota played its 1,000th game in franchise history, at home against Utah.	FEB. 9	Forward Kevin Garnett made his sixth straight All-Star game appearance and was named Most Valuable Player of the 52nd annual contest; He finished with 37 points, nine rebounds and five steals in the West's 155-145 double-overtime win at Philips Arena in Atlanta.	APR. 25	Forward Kevin Garnett was named to the NBA All-League First Team.
				APR. 26	Guard Sam Cassell was named to the NBA All-League Second Team.
2001		MAR. 3	Forward Kevin Garnett was named NBA Western Conference Player of the Month for games played in February, the third such honor of his career.	APR. 30	Forward Kevin Garnett was named to the NBA All-Defensive First Team.
FEB. 2	Flip Saunders was named NBA Coach of the Month for January. He guided the Wolves to a franchise-record 12-4 (.750) mark, matching the club record for most wins in a calendar month (January 2000, March 2000).	MAR. 3	Forward Kevin Garnett was named NBA Western Conference Player of the Month for games played in February, the third such honor of his career.	MAY 3	Timberwolves claim a 102-91 Game 5 first round victory at Target Center to defeat the Denver Nuggets, 4-1, and advance to the Western Conference Semifinals.
FEB. 9	Forward Wally Szczerbiak scored 27 points as a sophomore in the Schick Rookie Challenge at the 2001 All-Star Game in Washington and was named the game's MVP.	APR. 17	Forward Kevin Garnett was named NBA Western Conference Player of the Month for games played in February, the third such honor of his career.	MAY 19	Forward Kevin Garnett was named the NBA's Most Valuable Player. He tallied 1,219 points in MVP balloting, including 120 of a possible 123 first place votes from the media.
FEB. 10	Forward Kevin Garnett scored 14 points in the 2001 All-Star Game in Washington. He was named an All-Star starter for the third time in four appearances.	MAY 6	Forward Kevin Garnett was named to the NBA All-League First Team.	MAY 31	Timberwolves post an 83-80 Game 7 semifinals victory at Target Center to defeat the Sacramento Kings, 4-3, and advance to the Western Conference Finals.
MAR. 21	Flip Saunders was selected to coach USA Basketball's entry in the 2001 Goodwill Games held Sept. 3-9 in Brisbane, Australia.	MAY 8	Forward Kevin Garnett was named to the NBA All-Defensive First Team.	JULY 9	Timberwolves fall to the Los Angeles Lakers, 96-90 in Game 6 of the Western Conference Finals and are eliminated from the series, 4-2.
		OCT. 1	Signed forward Kevin Garnett to a multi-year contract extension.	NOV. 8	Named Jim Stack general manager.
					Forward Kevin Garnett was named NBA Western Conference Player of the Week for games played Nov. 1-7.



WOLVES HISTORY

2005

- FEB. 3** Forward Kevin Garnett was named a starter for the Western Conference in the 2005 NBA All-Star Game on Feb. 20 in Denver.
- FEB. 12** Relieved head coach Flip Saunders of his duties and named Kevin McHale interim head coach.
- FEB. 20** Forward Kevin Garnett tallied 10 points in 16 minutes for the Western Conference in the 2005 NBA All-Star Game in Denver.
- APR. 1** Forward Kevin Garnett was named NBA Western Conference Player of the Month for games played in March, the ninth such honor of his career.
- MAY 12** Forward Kevin Garnett was named to the NBA All-Defensive First Team.
- MAY 18** Forward Kevin Garnett was named to the NBA All-League Second Team.
- JUNE 17** Named Dwane Casey head coach.
- DEC. 5** Kevin Garnett was awarded the NBA's community assist award for the month of November, for his Katrina relief efforts and his donation of the 4XL Technology Center at Washburn High School in Minneapolis.

2006

- JAN. 17** Kevin Garnett was named Western Conference Player of the Week for his play in three games between Jan. 9 and 15. It was the 14th such honor for Garnett in his career.
- FEB. 9** Kevin Garnett was named to the 2006 Western Conference All-Star Team for the ninth consecutive season.
- FEB. 19** Kevin Garnett played in his ninth consecutive NBA All-Star Game, logging 16 minutes, grabbing nine rebounds and dishing four assists.
- APR. 17** Fred Hoiberg announced his retirement from the NBA due to the risks of playing with a pacemaker. He also announced that he would be joining the front office staff of the organization.
- APR. 27** The NBA announced that Kevin Garnett was the 2006 recipient of the J. Walter Kennedy Citizenship award presented annually by the Professional Basketball Writers Association.
- APR. 28** Original Timberwolves co-owner Harvey Ratner passes away at age 79.
- MAY 11** Forward Kevin Garnett was named to the NBA All-Defensive Second Team.
- NOV. 3** Craig Smith scores 20 points in 16 minutes of playing time at Denver to become the first Timberwolves player to tally 20 or more points in less than 20 minutes since Chauncey Billups on April 18, 2001.
- NOV. 6** Kevin Garnett records 15 points and 10 rebounds at Sacramento for his 37th consecutive point/rebound double-double. The streak would end the following day at Los Angeles Lakers, but his string was the NBA's longest in 23 years since Moses Malone had 44 consecutive point/rebound double-doubles.
- DEC. 3** Kevin Garnett scores the 18,000th point of his career against New York.
- DEC. 29** Kevin Garnett records block number 1,500 in his career against Seattle.

2007

- JAN. 2** Randy Foye was named the NBA Western Conference Rookie of the Month for December.
- JAN. 7** Kevin Garnett was named the NBA Western Conference Player of the Week.
- JAN. 7** Kevin Garnett broke his own franchise record of consecutive double-figure scoring games to 339, the eighth-longest streak in NBA history.
- JAN. 7** Minnesota tied an NBA record for most consecutive overtime games with three on Jan. 3, 5 and 7.
- JAN. 13** Kevin Garnett hauls in the 10,000th rebound of his career against New Jersey. He becomes the 32nd player in NBA history to reach that mark.
- JAN. 22** Ricky Davis scores 30 of his 32 points in the second half at Utah. His 30 points in a half ties a franchise record shared by Tony Campbell and Chauncey Billups.

- JAN. 23** Relieved Dwane Casey of his head coaching duties; promoted assistant coach Randy Wittman to head coach for the remainder of the season.
- JAN. 24** Minnesota set an NBA record for most overtime games in a calendar month with a total of six in January.
- JAN. 29** Kevin Garnett scores a season-high 44 points (three shy of his own club record) against Phoenix. It was the franchise's 10th game of 40 or more points.
- FEB. 16** Randy Foye plays in the Rookie Challenge at All-Star Weekend in Las Vegas and produces 14 points and seven assists.
- FEB. 18** Kevin Garnett starts for the Western Conference All-Star Team and collects seven points, six rebounds and four assists. It was his 10th straight All-Star appearance and eighth start.
- MAR. 6** Ricky Davis played plays 55:50 against the Lakers, the second-highest minute total in franchise history.
- MAR. 30** Kevin Garnett records his 30th career 20-point and 20-rebound game with 22 points and 20 rebounds against Miami.
- APR. 1** Minnesota sets a franchise record with its 10th overtime contest of the season in a 105-104 win at Orlando.
- APR. 6** Kevin Garnett scored the 19,000th point of his career at New York.
- APR. 9** Kevin Garnett scores 17 points against Toronto. It was his 398th consecutive game scoring in double-figures (in his final game of the season). His streak is the longest in franchise history and the eighth-longest in NBA history.
- APR. 15** Ricky Davis becomes the seventh player in franchise history to score 40 or more points with 42 at Golden State.
- APR. 16** Craig Smith's five steals at Denver are one shy of the franchise's rookie record (Sam Mitchell, six).
- APR. 30** Kevin Garnett named to All-Defensive Team for the eighth time in his career (All-Second Team in 2007).
- MAY 19** Kevin Garnett named to All-NBA Third Team. His seventh career All-NBA selection.
- MAY 8** Randy Foye and Craig Smith named to the first and second NBA All-Rookie teams.
- JULY 31** Acquired forwards Al Jefferson, Ryan Gomes and Gerald Green, guard Sebastian Telfair, center Theo Ratliff and two first-round draft picks in exchange for forward Kevin Garnett.
- DEC. 6** Corey Brewer pulled down 18 rebounds at Atlanta, the most by a Timberwolves rookie since Dean Garrett grabbed 20 on Jan. 31, 1997.
- DEC. 8** Al Jefferson posted 32 points and 20 rebounds in a 100-93 win over Phoenix, joining Kevin Garnett as the only players in Wolves history with 30/20 games.
- DEC. 21** The Wolves posted a 131-118 win over Indiana to record the second-highest single-game scoring total in franchise history.

2008

- JAN. 27** Al Jefferson poured in a career-high 40 points in a 98-95 win over New Jersey, becoming the eight player in franchise history to surpass the 40-point plateau.
- JAN. 28** Al Jefferson was named Western Conference Player of the Week, the second such honor of his career.
- FEB. 16** Gerald Green competed in the Sprite Slam Dunk competition at All-Star Weekend in New Orleans, finishing as the runner-up to Orlando's Dwight Howard.
- MAR. 19** Al Jefferson grabbed his 273rd offensive rebound of the season, surpassing the previous club record of 272 set by Felton Spencer during the 1990-91 season.
- APR. 15** Rashad McCants hit his 140th three-pointer of the season, surpassing the previous team record of 139 set by Isaiah Rider during the 1994-95 season.
- JUN. 26** Unveiled a re-designed logo and new secondary logo in anticipation of the team's 20th NBA season. The new secondary logo made its public debut in front of a national audience as it adorned the hat worn by the Wolves' selection in that night's 2008 NBA Draft.
- AUG. 18** Introduced new uniforms for the franchise's 20th season in a public ceremony at the IDS Center's Crystal Court. The event marked the first change in the Timberwolves uniforms in 12 seasons.

- SEPT. 18** Tipped off the franchises 20th season with a press conference at Target Center. The Wolves honored all season ticket holders who remain from the inaugural season and staged a ceremonial "opening tip" to the season between rookie center Kevin Love and inaugural season center Randy Breuer.
- DEC. 8** Relieved Randy Wittman of his head coaching duties; reassigned Kevin McHale from vice president of basketball operations to head coach.

2009

- JAN. 5** Al Jefferson was named Western Conference Player of the Week, the third such honor of his career.
- FEB. 2** Kevin McHale was named Western Conference Coach of the Month after guiding the Wolves to a 10-4 mark in January.
- APR. 3** Kevin Love was named named Western Conference Rookie of the Month for March.
- APR. 15** Kevin Love tallied his 29th double-double, passing Christian Laettner for most by a Timberwolves rookie.
- MAY 22** Named David Kahn president of basketball operations.
- JUNE 17** Relieved Kevin McHale of his head coaching duties.
- AUG. 10** Named Kurt Rambis head coach.

2010

- JAN. 13** Al Jefferson hauled in a franchise-record 26 rebounds in the Wolves' triple-OT loss at Houston. The game also marked the first triple-overtime game in club history.
- FEB. 23** Corey Brewer's three-pointer in the second quarter at Miami extended his streak to 22 consecutive games with at least one trey, breaking the previous franchise record of 21 held by Isaiah Rider.
- APR. 30** Jonny Flynn was named to the NBA All-Rookie Second Team.
- NOV. 10** Michael Beasley scored a career-best 42 points to lead the Wolves to a 98-89 win over Sacramento, becoming the youngest Timberwolf in franchise history to score 40 points (age 21).
- NOV. 12** Kevin Love scored 31 points and grabbed 31 rebounds to help the Wolves erase a 21-point third quarter deficit en route to a 112-103 win over the Knicks. Love became the first player since Moses Malone in 1981-82 to accomplish a 30/30 game.
- NOV. 27** Kevin Love posted 21 points and 22 rebounds, his fourth 20/20 game of November, becoming the first player to have four 20/20 games in a month since Kevin Willis did so twice during the 1991-92 season.
- DEC. 4** The Timberwolves made a franchise-record 18 three-pointers vs. Cleveland, including five from Kevin Love (who had a game-high 28 points), en route to the team's biggest margin of victory of the season (34 points).
- DEC. 18** Kevin Love scored a career-high 43 points and grabbed 17 rebounds in a road loss to Denver, setting a franchise record for points in a road game.

2011

- FEB. 16** Kevin Love scored 18 points and grabbed 18 rebounds for his 51st double-double before the All-Star break, the most in NBA history and joining George Mikan (50 in 1950) as the only players with 50+ double-doubles before the break.
- FEB. 18** Wes Johnson scored 25 points at the T-Mobile Rookie Challenge, the most by a Timberwolf since Wally Szczerbiak had 27 in 2001.
- FEB. 20** Kevin Love scored two points and grabbed four rebounds in 12 minutes during the Western Conference's 148-143 victory in the 2011 All-Star Game.
- MAR. 13** Kevin Love (6 points, 12 rebounds) had his 53-game double-double streak snapped against Golden State. The streak was a franchise record, and the longest in the NBA since Elvin Hayes had a 55-game streak during the 1973-74 season.
- APR. 21** Kevin Love received the 2010-11 Kia NBA Most Improved Player Award.
- MAY 11** Wes Johnson was named to the NBA All-Rookie Second Team.
- MAY 18** Awarded the second overall pick in the 2011 NBA Draft.



WOLVES HISTORY

JUNE 17 Signed guard Ricky Rubio to a multi-year contract.

JUNE 23 Selected forward Derrick Williams with the second overall pick of the 2011 NBA Draft.

JULY 12 Relieved Kurt Rambis of his coaching duties.

SEPT. 13 Reached an agreement in principle with Rick Adelman to become the team's next head coach.

DEC. 27 Kevin Love tallied his 5th career 30-pt/20-reb game in scoring 31 points and grabbing 20 rebounds as the Wolves fell to the Bucks, 98-95. Love also established new single-game franchise records for fgm (19) and fta (24).

DEC. 30 In just his third NBA game, Ricky Rubio recorded 12 points, 12 assists and six rebounds vs. Miami - the first Wolves player to record such line since Sam Cassell (Jan. 21, 2004 at Toronto).

2012

JAN. 18 Ricky Rubio registered nine points, eight rebouns, seven assists and six steals - the first such stat line in NBA history - in a 93-85 win over Detroit.

JAN. 20 Kevin Love's three-pointer as time expired gave the Wolves a 101-98 win over the Los Angeles Clippers. Love record his 15th straight double-double (17 points, 14 rebounds) to start the season, the longest such streak since Moses Malone had 16 in 1981-82.

FEB. 1 Ricky Rubio named the Western Conference Rookie of the Month for January, the first such honor of his career.

FEB. 7 Playing without Kevin Love, the Wolves defeated the Sacramento Kings 86-84 to move one game over .500 at 13-12. The record represented the Wolves besst mark after 25 games since they began the 2004-05 season 15-10.

FEB. 8 Ricky Rubio and Derrick Williams selected to represent Wolves in 2012 BBVA Rising Stars Challenge.

FEB. 9 Kevin Love named to Western Conference All-Star Team.

FEB. 11 Drew an announced crowd of 20,232 vs. New York, the Wolves' largest home crowd since the 2003-04 season and the 4th-largest crowd in Target Center history. Kevin Love tallied his sixth career 30-point/20-rebound game, registering 32 points and 21 rebounds as the Wolves fell to the Knicks, 100-98.

FEB. 24 Representing the Timberwolves at the BBVA Rising Stars Challenge, Ricky Rubio scored 12 points and dished out seven assists, while Derrick Williams scored two points.

FEB. 25 Kevin Love outlasted Kevin Durant to win the 2012 Foot Locker Three-Point Contest.

FEB. 26 In his second NBA All-Star Game, Kevin Love scored 17 points in just over 18 minutes as the Western Conference defeated the Eastern Conference, 152-149.

MAR. 3 Put a halt to a 16-game losing streak to Portland, defeating the Trail Blazers 122-110. In the win, Kevin Love erupted for a season-best 42 points, triggering a five-game binge that saw him average 34.2 ppg. Ricky Rubio tied a Wolves record by handing out 10 first-quarter assists. It was the Wolves' first win at the Rose Garden since Dec. 7, 2005.

MAR. 10 Announced Ricky Rubio would undergoe season-ending surgery to repair a torn ACL (anterior cruciate ligament) in his left knee suffered March 9 vs. the L.A. Lakers.

MAR. 21 Announced Ricky Rubio underwent successful surgery to reconstruct a torn ACL (anterior cruciate ligament) and a torn LCL (lateral collateral ligament) in his left knee.

MAR. 23 In the highest scoring NBA game in nearly four years, the Wolves fell to the Oklahoma City Thunder 149-140 in double-OT. Kevin Love scored a club-record 51 points, including a career-high seven three-pointers, while J.J. Barea became the 7th Wolves player in team history to record a triple-double with 25 points, 10 rebounds and a career-high-tying 14 assists. In the loss, Minnesota set team records for points scored (140) and three-point field goals attempted (36). The Wolves also set two-team records for points (289) and field goals made (109).

MAR. 25 Kevin Love registered his 7th career 30-point/20-rebound game with 30 points and 21 rebounds as the Wolves defeated the Denver Nuggets, 117-100. Love's seven 30-point/20-rebound games are the most among all active NBA players.

MAR. 28 Kevin Love scored 40 points while grabbing 19 rebounds in Minnesota's 88-83 win over Charlotte. Love's 40-point game was the third of his career, tying him with Kevin Garnett for the most in a Wolves uniform.

APR. 12 Announced Kevin Love suffered a mild concussion and neck straign April 11 at Denver.

MAY 12 Kevin Love finished 6th in the 2012 KIA Most Valuable Player balloting, totalling 58 points.

MAY 15 Ricky Rubio finished 2nd in the 2012 KIA Rookie of the Year balloting.

MAY 22 Ricky Rubio named to the 2012 NBA All-Rookie Team; Derrick Williams named to 2012 NBA All-Rookie Second Team.

MAY 24 Kevin Love named to All-NBA Second Team.

JULY 27 Signed free-agent forward Andrei Kirilenko to a contract.

JULY 31 Signed free-agent guard Brandon Roy to a contract.

OCT 17 Announced that Kevin Love would miss approximately 6-8 weeks with a broken right hand.

NOV 5 The Wolves spotted Brooklyn a 22-point, 3rd-quarter lead before rallying to win 107-96 at Barclays Center. It's the fourth-largest deficit overcome to win in franchise history (10th time coming back from 20+ points down), and the biggest since making up a 24-point spread at Dallas on Jan. 17, 1998.

NOV 13 Announced that Chase Budinger underwent successful surgery to repair a lateral meniscus tear in his left knee.

NOV 21 Kevin Love totaled 34 points and 14 rebounds in his season debut after missing nine games with a broken right hand.

DEC 14 Nikola Pekovic scored a career-high 31 points in a 113-102 win at New Orleans. The Wolves recorded a franchise-record 70 points in the paint.

DEC 15 Ricky Rubio made his season debut after missing the first 20 games recovering from surgery to repair the acl and lcl in his right knee. He tallied eight points, nine assists, four rebounds and three steals in 18 minutes as the Wolves defeated the Dallas Mavericks 114-106 in overtime.

2013

JAN. 11 Andrei Kirilenko became the 15th player in NBA history to collect 2000+ assists, 1000+ steals and 1000+ blocks in a career.

JAN. 15 Announced that Kevin Love underwent successful surgery to repair a fractured third metacarpal in his right hand.

FEB. 2 Dante Cunningham went a perfect 9-of-9 from the floor in a win over New Orleans. In doing so, Cunningham set a new single-game franchise record for field goal accuracy.

FEB. 15 Ricky Rubio and Alexey Shved represented the Wolves in the BBVA Rising Stars Challenge in Houston, with Rubio totaling five points and 10 assists while Shved netted 12 points and four assists.

FEB. 24 Ricky Rubio tallied his second straight 10x5x5x5 game with 16 points, 11 assists, eight rebounds and six steals vs. Golden State, becoming the third player in Wolves history with back-to-back 10x5x5x5 games and first since Terrell Brandon in 2001.

MAR. 12 Ricky Rubio recorded his first career triple-double (29th in team history) with 21 points, 12 assists and a career-high 13 rebounds in a 107-83 win over San Antonio, which equaled the Wolves' largest victory over the Spurs.

APR. 6 Rick Adelman became the eighth coach in NBA history to record 1,000 career victories with the Wolves' 107-101 victory over Detroit.

APR. 8 Nikola Pekovic was named Western Conference Player of the Week for games played Apr. 1-7. The honor was the first in his career and the Wolves' first since Al Jefferson earned the nod on Jan. 5, 2009.

MAY 2 Declined team option on David Kahn for 2013-14 season.

MAY 3 Named Phil "Flip" Saunders as President of Basketball Operations and a minority owner.

JULY 11 In a thee-team trade, acquired Kevin Martin (sign-and-trade) and cash considerations from Oklahoma City, sending Luke Ridnour and a 2014 second-round pick to Milwaukee.

JULY 12 Re-signed free agent Chase Budinger.

JULY 12 Signed free agent Corey Brewer.

AUG 14 Reached an agreement in principle on a new contract with Nikola Pekovic.

AUG 16 Signed Nikola Pekovic to a multiyear contract.

Nov. 4 Kevin Love was named the Western Conference Player of the Week for games played Oct. 29 - Nov. 3, the first such honor of his career.

NOV. 10 Minnesota outscored the Lakers 47-23 in the first quarter, the highest-scoring quarter in club history.

DEC. 13 Kevin Love connected on a career-high eight three-pointers, matching Stephon Marbury's club record for most threes in a game.

2014

JAN. 23 Kevin Love was voted as a Western Conference All-Star Starter, his third All-Star appearance and first start. Love became the first Wolves player to start in an All-Star game since Garnett in 2007.

FEB. 4 Announced a plan to open Mayo Clinic Square, a new practice facility across the street from Target Center in the former Block E.

FEB. 16 Kevin Love participated in the 2014 Foot Locker Three-Point Contest as part of NBA All-Star Saturday Night, his second time participating in the event.

FEB. 19 Ricky Rubio matched a franchise record with a career-high 17 assists vs. Indiana, joining six other Wolves players to dish out 17 in a game (most recently Chauncey Billups in 2002).

FEB. 28 Kevin Love finished the month of February averaging league-highs in both points (34.0) and rebounds (14.1), numbers which hadn't been averaged in a month since Moses Malone in March 1982.

MAR. 3 Minnesota finished 52-for-64 from the free throw line in win at Denver, the most made three throws in a game by any NBA team since Phoenix hit 61 in an OT game on Apr. 9, 1990.

MAR. 16 Making his first career NBA start, Gorgui Dieng tallied 12 points, 11 rebounds and 5 blocked shots. Dieng became the first player since Elden Campbell in 1991 to record 10p/10r/5b in their first NBA start.

MAR. 20 Gorgui Dieng recorded new career highs in both points (22) and rebounds (21), becoming the fifth player in team history to post a 20/20 game and 6th since 1970 to record a 20/20 game within their first three starts. He is just the fourth rookie in the past 20 years to accomplish the feat.

MAR. 28 Minnesota set franchise records for points scored (143) and field goal percentage (67.1%) in its 143-107 win over the Lakers.

MAR. 30 Ricky Rubio broke Tyrone Corbin's (175, 1989-90) franchise single-season steals record.

MAR. 31 Kevin Love moved past Tom Gugliotta (464, 1996-97) atop the franchise single-season chart for FTs made.

APR. 1 Gorgui Dieng was named the KIA Western Conference Rookie of the Month for March.

APR. 11 Corey Brewer scored a career-high and franchise-record-tying 51 points and grabbed a career-high-matching six steals vs. Houston, the most points in a regulation game in franchise history. Brewer became the fourth player in NBA history to score 50+ points and grab 6+ steals, joining Allen Iverson, Michael Jordan and Ricky Berry.

APR. 11 Minnesota finished with 39 fast-break points against HOU, the most by the Wolves since at least 1996 when the stat was first tracked.

APR. 16 Minnesota closed out the season setting a number of franchise records, including most points (8768), rebounds (3669) and three-pointers (600).

APR. 16 Kevin Love finishes the season averaging 26.2 points, 12.4 rebounds and 4.4 assists per game, the first player to average 26+ points, 12+ rebounds and 4+ assists per game since Kareem Abdul-Jabbar and Bob McAdoo in 1975-76.

APR. 21 Head coach Rick Adelman announces his retirement from coaching.

JUNE 6 Named Flip Saunders new head coach.

AUG. 23 Traded forward Kevin Love to Cleveland and guard Alexey Shved and Luc Richard Mbah a Moute to Philadelphia in a three-team trade. The Wolves acquired Andrew Wiggins, Anthony Bennett and Thaddeus Young. Cleveland received Love, while Philadelphia received Shved, Mbah a Moute and Miami's 2015 first-round pick.



TEAM NAME & LOGO HISTORY

HOW MINNESOTA'S TEAM BECAME THE TIMBERWOLVES...

Minnesota's expansion team was officially dubbed the "Timberwolves" in December of 1986, nearly three years before the first game would be played on Nov. 3, 1989, and four months before the NBA officially granted Minnesota a team. After original owners Harvey Ratner and Marv Wolfenson submitted a formal expansion proposal to the NBA Board of Governors in October of 1986, they held a "Name the Team" contest that drew 6,076 entries from across the state featuring 1,284 different proposed nicknames. The two most common submissions, Timberwolves and Polars, were deemed finalists and the 842 city councils in Minnesota were asked to submit their vote for the winner. "Timberwolves" was selected by a 2-to-1 margin. Timberwolves was a fitting name for Minnesota's new team, as the state is home to the largest wolf population in the U.S. and the International Wolf Center, a comprehensive wolf research facility, is located in Ely, Minnesota.

1989-90 THROUGH 1995-96 SEASONS

Similar to the naming contest, the Timberwolves held a public contest to select the team's first logo. After receiving over 2,600 submissions, some coming from as far away as Alaska and Norway, the team settled on a design submitted by Mark Thompson of Austin, Minn. Original Team President Bob Stein described the winning submission as "aggressive, but not sinister." The logo was first unveiled to the public on an oversized \$20,000 check that the team donated to the United Way on Sept. 17, 1987.



primary

secondary

1996-97 THROUGH 2007-08 SEASONS

Amid a display of lasers and smoke at the Mall of America's main rotunda, the Wolves turned the page on the franchise's expansion days by unveiling this new look on May 18, 1996. Owner Glen Taylor described the new logo, designed by L.A.-based Mednick Design Group, as "a step towards being more competitive, more aggressive." The new design featured a metallic color scheme and a more ferocious, intimidating wolf.



primary



secondary

THE NEW LOOK

In honor of the Timberwolves' 20th season of play, the team's logo underwent a facelift to usher in a new era of Wolves basketball. Designed with assistance from adidas, the new version features a white accent on the face of the wolf along with a sleeker look for the tree line and text. Beginning with the 2008-09 season, the Wolves also feature a new secondary logo depicting a wolf howling at the moon with a basketball in the background. The inclusion of the basketball pays homage to the original Wolves logo, which also featured a basketball background.



RECORDS





WOLVES INDIVIDUAL RECORDS

MOST POINTS

Career:	19,041	Kevin Garnett
Season:	2,010	Kevin Love
Game:	51	Kevin Love
		Corey Brewer
Half:	30	Most recently: Kevin Love
Quarter:	24	Chauncey Billups
Overtime:	10	Randy Foye
		J.J. Barea

MOST FIELD GOALS MADE

Career:	7,575	Kevin Garnett
Season:	804	Kevin Garnett
Game:	19	Wally Szczerbiak
		Kevin Garnett
		Corey Brewer
Half:	13	Kevin Garnett
Quarter:	9	Most recently: Wally Szczerbiak
Overtime:	4	Most recently: José Barea

MOST CONSECUTIVE FIELD GOALS MADE

13	Felton Spencer
	Kevin Garnett
	Kevin Garnett

MOST FIELD GOALS ATTEMPTED

Career:	15,414	Kevin Garnett
Season:	1,611	Kevin Garnett
Game:	33	Kevin Garnett
Half:	20	Most recently: Michael Beasley

HIGHEST FIELD-GOAL PERCENTAGE

Career:	.553	(832-1,505) Craig Smith
Season:	.564	(256-454) Nikola Pekovic
Game:	.923	(12-13) Kevin Garnett
Half:	1.000	(9-9) Kevin Garnett
Quarter:	1.000	(8-8) Al Jefferson
		(8-8) Al Jefferson

MOST THREE-POINT FIELD GOALS MADE

Career:	465	Anthony Peeler
Season:	190	Kevin Love
Game:	8	Stephon Marbury
		Kevin Love
Half:	6	Most recently: Kevin Love
Quarter:	6	James Robinson
Overtime:	2	Most recently: Randy Foye

MOST CONSECUTIVE THREE-POINT FIELD GOALS MADE

9	Martell Webster
---	-----------------

MOST CONSECUTIVE GAMES WITH A THREE-POINT FIELD GOAL

33	Corey Brewer
----	--------------

1995-2007
2013-14
@ Oklahoma City, 3/23/12 (2OT);
vs. Houston, 4/11/14
@ Sacramento (2nd), 4/13/14
@ Dallas (3rd), 2/19/02
vs. Milwaukee, 4/16/08;
@ Oklahoma City (2nd), 3/23/12

1995-2007
2003-04
vs. Chicago, 4/13/03;
vs. Phoenix, 1/4/05;
vs. Houston, 4/11/14
vs. Sacramento (1st), 2/7/01
vs. Chicago (3rd), 4/13/03
@ Oklahoma City (2nd), 3/23/12

11/7/90 to 11/13/90;
12/3/97 to 12/5/97;
2/3/06 to 2/4/06

1995-2007
2003-04
vs. New Jersey, 2/20/00
@ Sacramento (1st), 11/10/10

2006-09
2011-12
@ Portland, 2/3/06
vs. Dallas (1st), 3/21/01
@ Charlotte (3rd), 4/8/08;
vs. Memphis (4th), 2/6/10

1998-2003
2013-14
@ Seattle, 12/23/97;
@ San Antonio, 12/13/13
@ Utah (2nd), 2/22/14
@ Cleveland (4th), 12/30/96
vs. Milwaukee, 4/16/08

MOST THREE-POINT FIELD GOALS ATTEMPTED

Career:	1,226	Anthony Peeler
Season:	505	Kevin Love
Game:	15	Eddie Griffin
Half:	11	Eddie Griffin

HIGHEST THREE-POINT FIELD-GOAL PERCENTAGE

Career:	.461	(146-317) Fred Hoiberg
Season:	.483	(70-145) Fred Hoiberg
Game:	1.000	(6-6) Chuck Person

MOST FREE THROWS MADE

Career:	3,727	Kevin Garnett
Season:	520	Kevin Love
Game:	19	Kevin Love
Half:	15	Tony Campbell
Quarter:	13	Kevin Love
Overtime:	6	Kevin Ollie

MOST CONSECUTIVE FREE THROWS MADE

97	Micheal Williams
----	------------------

MOST FREE THROWS ATTEMPTED

Career:	4,781	Kevin Garnett
Season:	633	Kevin Love
Game:	24	Kevin Love
Half:	22	Tony Campbell
Quarter:	15	Ricky Davis
		Kevin Love
Overtime:	6	Most recently: Kevin Love

HIGHEST FREE-THROW PERCENTAGE

Career:	.895	(504-563) Terrell Brandon
Season:	.907	(419-462) Micheal Williams
Game:	1.000	(16-16) Tony Campbell
		(16-16) Micheal Williams

MOST REBOUNDS

Career:	10,542	Kevin Garnett
Season:	1,139	Kevin Garnett
Game:	31	Kevin Love
Half:	22	Kevin Love
Quarter:	15	Kevin Love
Overtime:	5	Most recently: Joe Smith

MOST OFFENSIVE REBOUNDS

Career:	2,571	Kevin Garnett
Season:	330	Kevin Love
Game:	12	Al Jefferson
		Kevin Love

MOST DEFENSIVE REBOUNDS

Career:	7,971	Kevin Garnett
Season:	894	Kevin Garnett
Game:	23	Kevin Garnett
		Kevin Garnett
		Al Jefferson

1998-2003
2013-14
@ Philadelphia, 12/8/04
@ Philadelphia (1st), 12/8/04

2003-05
2004-05
vs. Miami, 2/10/93

1995-2007
2013-14
@ Milwaukee, 12/27/11
vs. L.A. Clippers (2nd), 3/8/90
@ Milwaukee (1st), 12/27/11
vs. Memphis, 12/29/08

3/24/93 to 11/9/93

1995-2007
2013-14
@ Milwaukee, 12/27/11
vs. L.A. Clippers (2nd), 3/8/90
vs. Memphis (4th), 2/26/06;
@ Milwaukee (1st), 12/27/11
@ Oklahoma City (1st), 3/23/12

1999-2002
1992-93
vs. Utah, 12/17/89;
vs. Indiana, 4/7/93

1995-2007
2003-04
vs. New York, 11/12/10
vs. New York (2nd), 11/12/10
vs. New York (3rd), 11/12/10
@ New York, 2/25/99

1995-2007
2010-11
vs. Phoenix, 11/26/08;
vs. New York, 11/12/10

1995-2007
2003-04
@ Sacramento, 12/5/03 (OT);
vs. Orlando, 1/12/05;
@ Houston, 1/13/10 (3OT)



WOLVES INDIVIDUAL RECORDS

MOST ASSISTS

Career:	4,146	Kevin Garnett
Season:	734	Pooh Richardson
Game:	17	Most recently: Ricky Rubio
Half:	14	Pooh Richardson
Quarter:	10	Most recently: Ricky Rubio
Overtime:	4	Malik Sealy
		Kevin Garnett

MOST BLOCKED SHOTS

Career:	1,576	Kevin Garnett
Season:	178	Kevin Garnett
Game:	9	Randy Breuer
		Rasho Nesterovic
Half:	7	Rasho Nesterovic
Quarter:	6	Rasho Nesterovic
Overtime:	3	Kevin Garnett

MOST STEALS

Career:	1,282	Kevin Garnett
Season:	190	Ricky Rubio
Game:	8	Tyrone Corbin
		Terrell Brandon
		Ricky Rubio
Half:	7	Tom Gugliotta
Quarter:	7	Tom Gugliotta
Overtime:	2	Terry Porter
		Ricky Davis

MOST PERSONAL FOULS

Career:	2,355	Kevin Garnett
Season:	338	Sam Mitchell
Game:	6	Several times
Half:	6	Most recently: Michael Beasley
Quarter:	6	Gerald Glass
		Doug West
		Andrae Patterson
Overtime:	5	Sam Mitchell

MOST DISQUALIFICATIONS (6 FOULS)

Career:	31	Felton Spencer
Season:	14	Felton Spencer

MOST TURNOVERS

Career:	2,387	Kevin Garnett
Season:	293	Tom Gugliotta
Game:	10	Christian Laettner
		Christian Laettner
Half:	8	Chuck Person
Quarter:	6	Most recently: Micheal Williams
Overtime:	3	Tyrone Corbin

1995-2007
1990-91
vs. Indiana, 2/19/14
@ Washington (1st), 3/13/92
vs. Portland (4th), 2/4/13
vs. Toronto, 3/26/00;
vs. Atlanta, 4/4/00

1995-2007
2003-04
vs. Orlando, 4/13/90;
@ Dallas, 3/10/03
vs. Sacramento (1st), 2/7/01
vs. Sacramento (1st), 2/7/01
@ New Jersey, 3/24/00

1995-2007
2013-14
@ Dallas, 3/30/90;
@ New Jersey, 3/24/00 (OT);
@ Milwaukee, 4/3/13
@ Portland (1st), 2/21/95
@ Portland (2nd), 2/21/95
@ Houston, 1/16/98;
vs. Denver, 2/24/06

1995-2007
1990-91
@ New York (2nd), 12/6/10
@ Phoenix (4th), 12/19/90;
@ Washington (4th), 2/17/94;
@ Seattle (4th), 4/21/99
@ Golden State, 1/5/96

1990-93
1990-91

1995-2007
1996-97
@ Phoenix, 4/14/93;
vs. Golden State, 2/27/94
@ Denver (1st), 1/25/93
@ Atlanta (1st), 3/19/93
@ New Jersey, 3/20/91

MOST GAMES PLAYED

Career:	927	Kevin Garnett
Season:	82	Most recently: Ricky Rubio
Consecutive:	351	Kevin Garnett

MOST GAMES STARTED

Career:	890	Kevin Garnett
Season:	82	Tyrone Corbin
		Pooh Richardson
		Kevin Garnett
		Wally Szczerbiak
		Rasho Nesterovic
		Latrell Sprewell
		Al Jefferson
		Corey Brewer
		Luke Ridnour
		Ricky Rubio
Consecutive:	351	Kevin Garnett

MOST MINUTES PLAYED

Career:	35,537	Kevin Garnett
Season:	3,321	Kevin Garnett
Game (Reg.):	48	Most recently: J.J. Barea
Game (OT):	58	Sam Mitchell
Consecutive:	181	Tyrone Corbin

1995-2007
2013-14
2/21/02 thru 4/7/06

1995-2007
1990-91;
1990-91 and 1991-92;
1997-98, 2002-03, 2003-04 and 2004-05;
2000-01 and 2001-02;
2001-02;
2003-04;
2007-08;
2009-10;
2012-13;
2013-14
2/21/02 thru 4/7/06

1995-2007
2002-03
vs. Golden State, 4/22/12
vs. Philadelphia, 2/3/91 (2OT)
4/13/90 to 4/20/90
(From start of 3rd quarter 4/13 vs. Orlando
until 10:48 of 2nd quarter 4/20 @ Utah)



WOLVES TEAM HIGHS

MOST POINTS

Season:	8,768	2013-14	
Game:	143	vs. L.A. Lakers	3/28/14
1st Half:	77	@ Golden State	4/1/95
2nd Half:	74	@ Utah	11/24/97
1st Quarter:	47	@ L.A. Lakers	11/10/13
2nd Quarter:	46	vs. Charlotte	4/19/92
3rd Quarter:	42	@ Houston	1/30/12
4th Quarter:	46	vs. New Jersey	12/26/97
Overtime:	19	Most recently: vs. Memphis	12/29/08

MOST FIELD GOALS MADE

Season:	3,366	1991-92	
Game:	55	vs. Denver	4/4/91
Half:	31	vs. Denver (1st)	4/4/91
Quarter:	19	vs. Charlotte (2nd)	4/19/92
Overtime:	7	vs. Detroit (2nd)	3/1/98;
		vs. Milwaukee	4/16/08

MOST FIELD GOALS ATTEMPTED

Season:	7,342	1991-92	
Game:	112	vs. Philadelphia	12/13/91
Half:	62	@ San Antonio (2nd)	2/6/99
Quarter:	35	vs. Philadelphia (4th)	12/13/91
Overtime:	16	vs. Sacramento	11/5/03

HIGHEST FIELD-GOAL PERCENTAGE

Season:	.467	(3,226-6,910) 1999-2000	
Game:	.671	(51-76) vs. L.A. Lakers	3/28/14
Half:	.743	(26-35) vs. L.A. Lakers (1st)	12/20/89
Quarter:	.857	(12-14) vs. Phoenix (2nd)	12/13/97
Overtime:	1.000	(5-5) vs. Toronto	3/26/00

MOST THREE-POINT FIELD GOALS MADE

Season:	600	2013-14	
Game:	18	vs. Cleveland	12/4/10
Half:	12	@ Detroit (2nd)	3/26/13
Quarter:	8	@ Cleveland (4th)	12/30/96;
		@ Portland (1st)	3/3/12
Overtime:	3	@ Detroit	1/15/07

MOST THREE-POINT FIELD GOALS ATTEMPTED

Season:	1,757	2013-14	
Game:	36	@ Oklahoma City	3/23/12 (2OT);
		vs. Brooklyn	11/22/13
Half:	20	@ Detroit (2nd)	3/26/13;
		vs. Brooklyn (2nd)	11/22/13

HIGHEST THREE-POINT FIELD-GOAL PERCENTAGE

Season:	.378	(396-1,047) 2001-02	
Game:	1.000	(2-2) Most recently: @ Milwaukee	12/14/91

MOST FREE THROWS MADE

Season:	1,824	1994-95	
Game:	52	@ Denver	3/3/14
Half:	32	vs. Boston (2nd)	1/21/98
Quarter:	23	vs. Utah (4th)	4/12/04
Overtime:	13	vs. Memphis	12/29/08

MOST FREE THROWS ATTEMPTED

Season:	2,355	1994-95	
Game:	64	@ Denver	3/3/14
Half:	38	vs. Dallas (2nd)	11/12/93
Quarter:	28	vs. Utah (4th)	4/12/04
Overtime:	13	vs. Memphis	12/29/08

HIGHEST FREE-THROW PERCENTAGE

Season:	.798	(1,794-2,247) 1992-93	
Game:	1.000	(25-25) @ New Orleans	2/7/11

MOST REBOUNDS

Season:	3,669	2013-14	
Game:	66	vs. Indiana	3/9/11
Half:	42	@ Phoenix (1st)	4/1/05

MOST OFFENSIVE REBOUNDS

Season:	1,275	1990-91	
Game:	28	@ L.A. Clippers	2/15/91;
		vs. L.A. Lakers	3/16/99
Half:	19	@ Denver (2nd)	1/21/91

MOST DEFENSIVE REBOUNDS

Season:	2,645	2003-04	
Game:	50	vs. Indiana	3/9/11
Half:	28	@ Phoenix (1st)	4/1/05;
		vs. Indiana (1st)	3/9/11

MOST ASSISTS

Season:	2,205	1999-2000	
Game:	43	vs. Chicago	4/13/03
Half:	25	vs. Chicago (2nd)	4/13/03
Quarter:	15	Most recently: vs. Chicago (3rd)	4/13/03
Overtime:	6	vs. Atlanta	4/4/00

MOST BLOCKED SHOTS

Season:	557	1996-97	
Game:	16	vs. Philadelphia	12/13/91
Half:	11	vs. Sacramento (1st)	2/7/01
Quarter:	8	vs. Sacramento (1st)	2/7/01
Overtime:	4	@ Denver	2/20/12

MOST STEALS

Season:	789	1989-90	
Game:	17	Most recently: vs. Atlanta	3/26/14
Half:	13	vs. New Jersey (2nd)	10/28/09
Quarter:	8	Most recently: vs. Washington (4th)	12/26/04
Overtime:	3	Most recently: vs. Utah (2nd)	4/16/14

MOST PERSONAL FOULS

Season:	2,074	1994-95	
Game:	37	@ Utah	11/24/97 (OT)
	36	vs. San Antonio	3/24/95;
		@ Utah	3/2/02
Half:	25	@ Phoenix (2nd)	3/14/00
Quarter:	18	@ Cleveland (4th)	12/30/96
Overtime:	8	@ Atlanta	12/28/91;
		@ Utah	11/24/97

MOST DISQUALIFICATIONS (6 FOULS)

Season:	35	1990-91	
Game:	4	@ Detroit	1/8/00

MOST TURNOVERS

Season:	1,478	1993-94	
Game:	29	@ New Jersey	11/4/02;
		@ Memphis	10/30/10
Half:	19	@ Vancouver (2nd)	4/3/96
Quarter:	11	Most recently: @ Utah (3rd)	1/28/11
Overtime:	5	@ New Jersey	3/20/91



WOLVES TEAM LOWS

FEWEST POINTS

Season:	7,522	2005-06	
Game:	61	@ New Jersey	10/31/03
1st Half:	26	@ Houston	1/17/04
2nd Half:	21	vs. Golden State	12/11/99
1st Quarter:	8	Most recently: vs. Phoenix	4/11/09
2nd Quarter:	8	Most recently: vs. Memphis	12/29/08
3rd Quarter:	7	vs. Golden State	12/11/99
4th Quarter:	7	vs. L.A. Lakers	12/20/06
Overtime:	2	vs. Sacramento	12/23/92;
		vs. Denver (2nd)	1/3/95

FEWEST FIELD GOALS MADE

Season:	2,792	1994-95	
Game:	22	vs. Atlanta	4/12/97
Half:	7	vs. Philadelphia (2nd)	2/20/13
Quarter:	1	vs. Memphis (2nd)	12/29/08;
		vs. Philadelphia (4th)	2/20/13
Overtime:	1	Most recently: vs. Charlotte	1/5/11

FEWEST FIELD GOALS ATTEMPTED

Season:	6,219	1994-95	
Game:	59	@ Utah	12/1/94
Half:	24	vs. Utah (2nd)	4/12/04
Quarter:	9	vs. Utah (4th)	4/12/04
Overtime:	4	Most recently: vs. Memphis	12/29/08

LOWEST FIELD-GOAL PERCENTAGE

Season:	.425	(1,838-4,327) 1998-99	
Game:	.293	(24-82) vs. Miami	12/7/13
Half:	.190	(8-42) vs. Atlanta (2nd)	2/25/96
Quarter:	.063	(1-16) vs. Memphis (2nd)	12/29/08
Overtime:	.100	(1-10) vs. Washington	11/13/91

FEWEST THREE-POINT FIELD GOALS MADE

Season:	73	1989-90	
Game:	0	Most recently: @ Houston	1/11/08

FEWEST THREE-POINT FIELD GOALS ATTEMPTED

Season:	294	1989-90	
Game:	0	Most recently: @ Dallas	1/12/94

LOWEST THREE-POINT FIELD-GOAL PERCENTAGE

Season:	.248	(73-294) 1989-90	
Game:	.000	Most attempted without a make:	
		12, vs. Indiana	2/17/95

FEWEST FREE THROWS MADE

Season:	1,246	2007-08	
Game:	2	vs. Portland	2/7/96;
		vs. Phoenix	2/2/05
Half:	0	Most recently: @ Orlando (2nd)	12/17/12

FEWEST FREE THROWS ATTEMPTED

Season:	1,693	2007-08	
Game:	5	vs. Portland	2/7/96;
		vs. Phoenix	2/2/05
Half:	0	Most recently: @ Orlando (2nd)	12/17/12

LOWEST FREE-THROW PERCENTAGE

Season:	.735	(1,531-2,082) 1990-91	
Game:	.308	(4-13) vs. Houston	11/25/90

FEWEST REBOUNDS

Season:	2,973	1994-95	
Game:	22	Most recently: @ L.A. Lakers	12/2/05
Half:	8	Most recently: @ L.A. Lakers (1st)	12/2/05

FEWEST OFFENSIVE REBOUNDS

Season:	811	2005-06	
Game:	3	Most recently: vs. Utah	4/15/13
Half:	0	Most recently: vs. Oklahoma City (2nd)	11/1/13

FEWEST DEFENSIVE REBOUNDS

Season:	2,053	1989-90	
Game:	15	Most recently: vs. Cleveland	12/15/95
Half:	4	Most recently: @ L.A. Lakers (1st)	12/2/05

FEWEST ASSISTS

Season:	1,290	2011-12	
Game:	6	@ L.A. Clippers	12/10/96
Half:	1	@ Portland (2nd)	4/4/95
Quarter:	0	Most recently: vs. Philadelphia (2nd)	2/19/12

FEWEST BLOCKED SHOTS

Season:	296	2013-14	
Game:	0	Most recently: @ Denver	3/3/14

FEWEST STEALS

Season:	460	2004-05	
Game:	0	@ San Antonio	3/18/04;
		vs. Boston	2/6/05

FEWEST PERSONAL FOULS

Season:	1,504	2013-14	
Game:	9	@ Dallas	11/30/13
Half:	2	@ San Antonio (1st)	12/13/06
Quarter:	0	Most recently: vs. Chicago (1st)	4/9/14

FEWEST TURNOVERS

Season:	1,043	2003-04	
Game:	4	Most recently: vs. L.A. Lakers	1/29/12
Half:	0	@ Portland (1st)	2/27/05



WOLVES ROOKIE RECORDS

MOST POINTS

Season: 1,472 Christian Laettner
Game: 35 Christian Laettner

MOST FIELD GOALS MADE

Season: 522 Isaiah Rider
Game: 15 Isaiah Rider

MOST FIELD GOALS ATTEMPTED

Season: 1,115 Isaiah Rider
Game: 27 Isaiah Rider

HIGHEST FIELD-GOAL PERCENTAGE

Season: .511 (342-669) Wally Szczerbiak

MOST THREE-POINT FIELD GOALS MADE

Season: 103 Wes Johnson
Game: 6 Stephon Marbury
Wes Johnson

MOST THREE-POINT FIELD GOALS ATTEMPTED

Season: 289 Wes Johnson
Game: 12 Rashad McCants

MOST FREE THROWS MADE

Season: 462 Christian Laettner
Game: 18 Christian Laettner

MOST FREE THROWS ATTEMPTED

Season: 553 Christian Laettner
Game: 20 Christian Laettner

HIGHEST FREE-THROW PERCENTAGE

Season: .854 (164-192) Randy Foye

MOST REBOUNDS

Season: 734 Kevin Love
Game: 21 Gorgui Dieng

MOST OFFENSIVE REBOUNDS

Season: 274 Kevin Love
Game: 11 Felton Spencer

MOST DEFENSIVE REBOUNDS

Season: 537 Christian Laettner
Game: 17 Christian Laettner

MOST ASSISTS

Season: 554 Pooh Richardson
Game: 17 Stephon Marbury

MOST STEALS

Season: 133 Pooh Richardson
Game: 6 Most recently: Ricky Rubio

1992-93
vs. Boston, 12/15/92

1993-94
@ L.A. Clippers, 12/17/93

1993-94
vs. L.A. Lakers, 3/13/94

1999-2000

2010-11
vs. New Jersey, 4/2/97;
vs. New Orleans, 12/27/10

2010-11
@ Toronto, 3/24/06

1992-93
vs. Sacramento, 2/18/93

1992-93
vs. Sacramento, 2/18/93

2006-07

2008-09
@ Houston, 3/20/14

2008-09
vs. L.A. Clippers, 12/11/90

1992-93
vs. Charlotte, 3/21/93

1989-90
vs. Milwaukee, 4/18/97

1989-90
@ New Jersey, 2/3/12

MOST PERSONAL FOULS

Season: 337 Felton Spencer 1990-91

MOST DISQUALIFICATIONS (6 FOULS)

Season: 14 Felton Spencer 1990-91

MOST TURNOVERS

Season: 275 Christian Laettner 1992-93
Game: 10 Christian Laettner @ Phoenix, 4/14/93

MOST BLOCKED SHOTS

Season: 131 Kevin Garnett 1995-96
Game: 7 Kevin Garnett vs. Dallas, 2/5/96;
Dean Garrett vs. Boston, 3/16/97

MOST MINUTES PLAYED

Season: 2,823 Christian Laettner 1992-93
Game (Reg.): 48 Most recently: Pooh Richardson vs. Denver, 4/17/90
Game (OT): 54 Wally Szczerbiak @ Vancouver, 4/14/00 (2OT)

MOST GAMES

Season: 82 Pooh Richardson 1989-90;
Randy Foye 2006-07;
Craig Smith 2006-07

MOST STARTS

Season: 81 Christian Laettner 1992-93;
Jonny Flynn 2009-10



OPPONENT INDIVIDUAL RECORDS

MOST POINTS

Season:	181	Karl Malone, Utah (5 games)
Game:	55	Tony Parker
	53	Shaquille O'Neal
Half:	36	Carmelo Anthony
Quarter:	33	Carmelo Anthony
Overtime:	11	Ray Allen

MOST FIELD GOALS MADE

Season:	67	David Robinson, San Antonio (6 games)
Game:	22	Hakeem Olajuwon, Houston (5 games)
		Shaquille O'Neal
		Tony Parker

MOST FIELD GOALS ATTEMPTED

Season:	118	Hakeem Olajuwon, Houston (5 games)
Game:	36	Tony Parker
	35	Allen Iverson
		Kobe Bryant

HIGHEST FIELD-GOAL PERCENTAGE

Season:	.938	(15-16) Dikembe Mutombo, Atlanta (2 games)
Game:	1.000	(11-11) Dikembe Mutombo

MOST THREE-POINT FIELD GOALS MADE

Season:	22	Manu Ginobili, San Antonio (4 games)
Game:	10	Joe Dumars
		Ty Lawson

MOST THREE-POINT FIELD GOALS ATTEMPTED

Season:	45	George McCloud, Dallas (4 games)
Game:	18	Joe Dumars

MOST FREE THROWS MADE

Season:	62	Karl Malone, Utah (5 games)
Game:	22	Kevin Martin

MOST FREE THROWS ATTEMPTED

Season:	77	Karl Malone, Utah (5 games)
Game:	24	Karl Malone
		Kevin Martin

HIGHEST FREE-THROW PERCENTAGE

Season:	1.000	(29-29) Kevin Durant, Oklahoma City (4 games)
Game:	1.000	(17-17) Grant Hill

MOST REBOUNDS

Season:	94	Dennis Rodman, San Antonio (5 games)
Game:	29	Dennis Rodman
		Dikembe Mutombo

MOST OFFENSIVE REBOUNDS

Season:	33	Dennis Rodman, San Antonio (5 games)
Game:	15	Jayson Williams

MOST DEFENSIVE REBOUNDS

Season:	61	Dennis Rodman, San Antonio (5 games)
Game:	20	Dennis Rodman

1989-90
vs. San Antonio, 11/5/08 (2OT)
@ Orlando, 4/20/94
@ Denver (2nd), 12/10/08
@ Denver (3rd), 12/10/08
@ Seattle, 11/4/05

1991-92;
1993-94
@ Orlando, 4/20/94;
vs. San Antonio, 11/5/08 (2OT)

1993-94
vs. San Antonio, 11/5/08 (2OT)
@ Philadelphia, 1/9/00;
@ L.A. Lakers, 3/18/07

1999-00
@ Atlanta, 12/14/99

2007-08
@ Detroit, 11/8/94;
@ Denver, 4/9/11

1995-96
@ Detroit, 11/8/94

1989-90
@ Sacramento, 3/7/08

1989-90
vs. Utah, 12/17/89;
@ Sacramento, 3/7/08

2012-13
vs. Orlando, 11/1/02

1993-94
@ San Antonio, 11/9/93;
@ Atlanta, 12/14/99

1993-94
@ New Jersey, 1/9/97

1993-94
vs. Detroit, 11/28/92

MOST ASSISTS

Season:	78	John Stockton, Utah (5 games)
Game:	23	John Stockton

MOST BLOCKED SHOTS

Season:	34	Dikembe Mutombo, Denver (6 games)
Game:	12	David Robinson

MOST STEALS

Season:	21	John Stockton, Utah (5 games)
Game:	8	Most recently: Paul Millsap

MOST PERSONAL FOULS

Season:	24	Brian Williams, Denver (5 games)
---------	----	----------------------------------

MOST DISQUALIFICATIONS (6 FOULS)

Season:	2	on 14 occasions
---------	---	-----------------

MOST TURNOVERS

Season:	24	Karl Malone, Utah (5 games)
		Hakeem Olajuwon, Houston (6 games)
Game:	10	Jason Kidd

MOST MINUTES PLAYED

Season:	258	Hakeem Olajuwon, Houston (6 games)
Game (Reg.):	48:00	Most recently: Charles Jenkins
Game (OT):	59:25	Aaron Brooks

1991-92
@ Utah, 4/17/92

1994-95
@ San Antonio, 2/23/90

1992-93
@ Utah, 3/15/12 (OT)

1994-95

1991-92;
1992-93
@ Phoenix, 1/7/01

1992-93
vs. Golden State, 4/22/12
@ Houston, 1/13/10 (3OT)



OPPONENT TEAM HIGHS

MOST POINTS

Game:	152	@ Phoenix	3/16/10
1st Half:	79	@ Phoenix	3/16/10
2nd Half:	79	@ Denver	3/3/14
1st Quarter:	44	Most recently: Indiana @ Minnesota	4/15/94
2nd Quarter:	44	Phoenix @ Minnesota	1/27/93
3rd Quarter:	47	@ Seattle	2/22/95
4th Quarter:	45	@ Denver	3/3/14
Overtime:	19	@ Utah	11/24/97

MOST FIELD GOALS MADE

Game:	60	@ Golden State	4/1/94;
		@ Oklahoma City	3/23/12 (2OT)

MOST FIELD GOALS ATTEMPTED

Game:	115	Washington @ Minnesota	11/13/91 (OT)
	108	Dallas @ Minnesota	3/3/04

HIGHEST FIELD-GOAL PERCENTAGE

Game:	.667	(46-69) @ Detroit	11/8/94
-------	------	-------------------	---------

MOST THREE-POINT FIELD GOALS MADE

Game:	19	@ Denver	4/9/11
-------	----	----------	--------

MOST THREE-POINT FIELD GOALS ATTEMPTED

Game:	40	@ New York	1/26/10;
		Portland @ Minnesota	12/18/13

HIGHEST THREE-POINT FIELD-GOAL PERCENTAGE

Game:	1.000	(6-6) Utah @ Minnesota	3/15/99
-------	-------	------------------------	---------

MOST FREE THROWS MADE

Game:	51	Utah @ Minnesota	12/17/89
-------	----	------------------	----------

MOST FREE THROWS ATTEMPTED

Game:	58	Utah @ Minnesota	12/17/89
-------	----	------------------	----------

HIGHEST FREE-THROW PERCENTAGE

Game:	1.000	(22-22) @ Oklahoma City	2/22/13;
		(22-22) @ San Antonio	4/17/13

MOST REBOUNDS

Game:	64	@ Golden State	12/19/92 (OT);
		@ San Antonio	2/6/99;
		@ Denver	2/5/00 (OT)

MOST OFFENSIVE REBOUNDS

Game:	30	@ Dallas	3/22/96;
		@ Dallas	3/10/03

MOST DEFENSIVE REBOUNDS

Game:	49	@ San Antonio	2/6/99
-------	----	---------------	--------

MOST ASSISTS

Game:	45	@ Golden State	4/1/94
-------	----	----------------	--------

MOST BLOCKED SHOTS

Game:	16	Philadelphia @ Minnesota	2/3/91 (2 OT);
		San Antonio @ Minnesota	12/11/91

MOST STEALS

Game:	22	@ Golden State	11/9/09;
		@ Memphis	10/30/10

MOST PERSONAL FOULS

Game:	39	@ Utah	11/24/97 (OT)
	37	@ Denver	3/3/14

MOST DISQUALIFICATIONS (6 FOULS)

Game:	3	@ Denver	11/21/92;
		@ Cleveland	2/2/98;
		@ Denver	2/5/00 (OT)

MOST TURNOVERS

Game:	29	@ Detroit	11/8/94;
		Denver @ Minnesota	1/3/95 (2OT)



OPPONENT TEAM LOWS

FEWEST POINTS

Game:	56	Toronto @ Minnesota	11/1/03
1st Half:	23	Utah @ Minnesota	1/18/14
2nd Half:	21	@ Indiana	12/23/06
1st Quarter:	8	Utah @ Minnesota	4/6/05
2nd Quarter:	6	Atlanta @ Minnesota	11/23/94
3rd Quarter:	7	@ Vancouver	2/19/97
4th Quarter:	8	@ Atlanta	3/1/94
Overtime:	2	L.A. Lakers @ Minnesota (2nd)	3/6/07

FEWEST FIELD GOALS MADE

Game:	19	Toronto @ Minnesota	11/1/03
-------	----	---------------------	---------

FEWEST FIELD GOALS ATTEMPTED

Game:	58	Utah @ Minnesota	12/17/89
-------	----	------------------	----------

LOWEST FIELD-GOAL PERCENTAGE

Game:	.275	(19-69) Toronto @ Minnesota	11/1/03
-------	------	-----------------------------	---------

LOWEST THREE-POINT FIELD-GOAL PERCENTAGE

Game:	.000	Most attempted without a make: 14, @ Golden State 14, @ L.A. Clippers	4/9/04; 12/31/07
-------	------	---	---------------------

FEWEST FREE THROWS MADE

Game:	1	New Jersey @ Minnesota	2/25/04
-------	---	------------------------	---------

FEWEST FREE THROWS ATTEMPTED

Game:	4	@ Phoenix Portland @ Minnesota	3/20/07; 3/7/12
-------	---	-----------------------------------	--------------------

LOWEST FREE-THROW PERCENTAGE

Game:	.200	(1-5) New Jersey @ Minnesota	2/25/04
-------	------	------------------------------	---------

FEWEST REBOUNDS

Game:	23	Detroit @ Minnesota Houston @ Minnesota	12/28/90; 2/21/96
-------	----	--	----------------------

FEWEST OFFENSIVE REBOUNDS

Game:	2	San Antonio @ Minnesota	1/27/12
-------	---	-------------------------	---------

FEWEST DEFENSIVE REBOUNDS

Game:	12	L.A. Lakers @ Minnesota	3/28/14
-------	----	-------------------------	---------

FEWEST ASSISTS

Game:	7	Indiana @ Minnesota Brooklyn @ Minnesota	3/9/11; 11/22/13
-------	---	---	---------------------

FEWEST BLOCKED SHOTS

Game:	0	Most recently: Boston @ Minnesota	3/27/11
-------	---	-----------------------------------	---------

FEWEST STEALS

Game:	0	Boston @ Minnesota L.A. Lakers @ Minnesota	2/2/90; 1/29/12
-------	---	---	--------------------

FEWEST PERSONAL FOULS

Game:	7	@ Dallas	12/30/08
-------	---	----------	----------

FEWEST TURNOVERS

Game:	4	Most recently: @ L.A. Lakers	3/6/09
-------	---	------------------------------	--------



TARGET CENTER RECORDS

INDIVIDUAL RECORDS

MOST POINTS

Game:	55	Tony Parker, San Antonio	11/5/08 (2OT)
	51	Corey Brewer, Minnesota vs. Houston	4/11/14
Half:	32	Kevin Durant, Oklahoma City (2nd)	1/26/11;
		Kevin Durant, Oklahoma City (2nd)	1/4/14
Quarter:	23	Baron Davis, L.A. Clippers (3rd)	1/29/10;
		Kevin Durant, Oklahoma City (4th)	1/4/14
Overtime:	10	Randy Foye, Minnesota vs. Milwaukee	4/16/08

MOST FIELD GOALS MADE

Game:	22	Tony Parker, San Antonio	11/5/08 (2OT)
	19	Wally Szczerbiak, Minnesota vs. Chicago	4/13/03;
		Kevin Garnett, Minnesota vs. Phoenix	1/4/05;
		Corey Brewer, Minnesota vs. Houston	4/11/14

MOST FIELD GOALS ATTEMPTED

Game:	36	Tony Parker, San Antonio	11/5/08 (2OT)
	34	Michael Jordan, Washington	1/21/02;
		LeBron James, Cleveland	2/8/06

HIGHEST FIELD-GOAL PERCENTAGE

Game:	.917	(11-12) Kevin Garnett, Minnesota vs. Dallas	3/30/99;
		(11-12) Rasho Nesterovic, Minnesota vs. Phoenix	11/13/99

MOST THREE-POINT FIELD GOALS MADE

Game:	9	Dan Majerle, Miami	1/11/00;
		Antoine Walker, Boston	11/9/02;
		Dorell Wright, Golden State	11/27/10

MOST THREE-POINT FIELD GOALS ATTEMPTED

Game:	17	Gary Payton, Seattle	12/23/99;
		Quentin Richardson, Phoenix	1/4/05

MOST FREE THROWS MADE

Game:	18	Christian Laettner, Minnesota vs. Sacramento	2/18/93;
		Kevin Love, Minnesota vs. Golden State	2/27/11

MOST FREE THROWS ATTEMPTED

Game:	23	Kevin Love, Minnesota vs. Golden State	2/27/11
-------	----	--	---------

HIGHEST FREE-THROW PERCENTAGE

Game:	1.000	(17-17) Grant Hill, Orlando	11/1/02
-------	-------	-----------------------------	---------

MOST REBOUNDS

Game:	31	Kevin Love, Minnesota vs. New York	11/12/10
-------	----	------------------------------------	----------

MOST OFFENSIVE REBOUNDS

Game:	13	Dikembe Mutombo, Denver	2/3/92
-------	----	-------------------------	--------

MOST DEFENSIVE REBOUNDS

Game:	23	Kevin Garnett, Minnesota vs. Orlando	1/12/05
-------	----	--------------------------------------	---------

MOST ASSISTS

Game:	19	Rod Strickland, San Antonio	3/3/92
-------	----	-----------------------------	--------

MOST BLOCKED SHOTS

Game:	10	Larry Sanders, Milwaukee	11/30/12
-------	----	--------------------------	----------

MOST STEALS

Game:	7	Most recently: Ricky Rubio, Minnesota vs. Denver	2/12/14
-------	---	--	---------

MOST TURNOVERS

Game:	10	Christian Laettner, Minnesota vs. Golden State	2/27/94
-------	----	--	---------

MOST MINUTES PLAYED

Game (Reg.):	48:00	Most recently: J.J. Barea, Minnesota vs. Golden State	4/22/12
		Charles Jenkins, Golden State	4/22/12
Game (OT):	58	Sam Mitchell, Minnesota vs. Philadelphia	2/3/91 (2OT)



TARGET CENTER RECORDS

TEAM HIGHS

MOST POINTS

Game:	143	Minnesota vs. L.A. Lakers	3/28/14
Half:	74	New Orleans (2nd)	4/9/08;
		Minnesota vs. L.A. Lakers (1st)	3/28/14
Quarter:	46	Minnesota vs. Charlotte (2nd)	4/19/92;
		Minnesota vs. New Jersey (4th)	12/26/97
Overtime:	19	Most recently: Minnesota vs. Memphis	12/29/08

MOST FIELD GOALS MADE

Game:	56	Denver	4/26/12
-------	----	--------	---------

MOST FIELD GOALS ATTEMPTED

Game:	115	Washington	11/13/91 (OT)
	112	Minnesota vs. Philadelphia	12/13/91

HIGHEST FIELD-GOAL PERCENTAGE

Game:	.671	(51-76) Minnesota vs. L.A. Lakers	3/28/14
-------	------	-----------------------------------	---------

MOST THREE-POINT FIELD GOALS MADE

Game:	18	Minnesota vs. Cleveland	12/4/10
-------	----	-------------------------	---------

MOST THREE-POINT FIELD GOALS ATTEMPTED

Game:	40	Portland	12/18/13
-------	----	----------	----------

MOST FREE THROWS MADE

Game:	42	Minnesota vs. Utah	4/16/14 (2OT)
	41	Most recently: Minnesota vs. Sacramento	1/15/96

MOST FREE THROWS ATTEMPTED

Game:	55	San Antonio	3/24/95
-------	----	-------------	---------

HIGHEST FREE-THROW PERCENTAGE

Game:	1.000	(22-22) Minnesota vs. Denver	2/15/00 (OT);
		(22-22) Minnesota vs. Philadelphia	2/1/04

MOST REBOUNDS

Game:	66	Minnesota vs. Indiana	3/9/11
-------	----	-----------------------	--------

MOST OFFENSIVE REBOUNDS

Game:	29	Denver	2/3/92;
		Dallas	3/22/95

MOST DEFENSIVE REBOUNDS

Game:	50	Minnesota vs. Indiana	3/9/11
-------	----	-----------------------	--------

MOST ASSISTS

Game:	43	Minnesota vs. Chicago	4/13/03
-------	----	-----------------------	---------

MOST BLOCKED SHOTS

Game:	16	Most recently: Minnesota vs. Philadelphia	12/13/91
-------	----	---	----------

MOST STEALS

Game:	20	Seattle	3/17/94
-------	----	---------	---------

MOST TURNOVERS

Game:	29	Denver	1/3/95 (2OT)
	28	Most recently: Phoenix	4/13/13

MOST PERSONAL FOULS

Game:	36	Minnesota vs. San Antonio	3/24/95
-------	----	---------------------------	---------

TEAM LOWS

FEWEST POINTS

Game:	56	Toronto	11/1/03
Half:	21	Minnesota vs. Golden State (2nd)	12/11/99
Quarter:	6	Atlanta (2nd)	11/23/94
Overtime:	2	Most recently: L.A. Lakers (2nd)	3/6/07

FEWEST FIELD GOALS MADE

Game:	19	Toronto	11/1/03
-------	----	---------	---------

FEWEST FIELD GOALS ATTEMPTED

Game:	61	Houston	2/17/99
-------	----	---------	---------

LOWEST FIELD-GOAL PERCENTAGE

Game:	.275	(19-69) Toronto	11/1/03
-------	------	-----------------	---------

FEWEST FREE THROWS MADE

Game:	1	New Jersey	2/25/04
-------	---	------------	---------

FEWEST FREE THROWS ATTEMPTED

Game:	4	Portland	3/7/12
-------	---	----------	--------

LOWEST FREE-THROW PERCENTAGE

Game:	.200	(1-5) New Jersey	2/25/04
-------	------	------------------	---------

FEWEST REBOUNDS

Game:	22	Minnesota vs. New York	3/24/94
-------	----	------------------------	---------

FEWEST OFFENSIVE REBOUNDS

Game:	2	San Antonio	1/27/12
-------	---	-------------	---------

FEWEST DEFENSIVE REBOUNDS

Game:	12	L.A. Lakers	3/28/14
-------	----	-------------	---------

FEWEST ASSISTS

Game:	7	Indiana	3/9/11;
		Brooklyn	11/22/13

FEWEST BLOCKED SHOTS

Game:	0	Most recently: Boston	3/27/11
-------	---	-----------------------	---------

FEWEST STEALS

Game:	0	Minnesota vs. Boston	2/6/05;
		L.A. Lakers	1/29/12

FEWEST TURNOVERS

Game:	4	Most recently: Minnesota vs. L.A. Lakers	1/29/12
-------	---	--	---------

FEWEST PERSONAL FOULS

Game:	8	Houston	2/4/00;
		Portland	3/11/08



TWO-TEAM RECORDS

TWO-TEAM SINGLE-GAME HIGHS

MOST POINTS

Game:	289	Minnesota (140) @ Oklahoma City (149)	3/23/12 (2OT)
	266	Minnesota (114) @ Phoenix (152)	3/16/10
Half:	145	Minnesota (66) @ Denver (79), 2nd half	3/3/14
Quarter:	83	Minnesota (38) @ Denver (45), 3rd quarter	11/4/94
Overtime:	33	Minnesota (15) @ Dallas (18)	2/8/94;
		Toronto (14) @ Minnesota (19)	3/26/00

MOST FIELD GOALS MADE

Game:	109	Minnesota (49) @ Oklahoma City (60)	3/23/12 (2OT)
	105	Minnesota (53) @ L.A. Lakers (52)	3/20/92

MOST FIELD GOALS ATTEMPTED

Game:	218	Washington (115) @ Minnesota (103)	11/13/91 (OT)
	207	Minnesota (108) @ Denver (99)	1/21/91

HIGHEST FIELD-GOAL PERCENTAGE

Game:	.583 (105-180)	Minnesota (53-99, .535) @ L.A. Lakers (52-81, .642)	3/20/92
-------	----------------	---	---------

MOST THREE-POINT FIELD GOALS MADE

Game:	30	Minnesota (11) @ Denver (19)	4/9/11
-------	----	------------------------------	--------

MOST THREE-POINT FIELD GOALS ATTEMPTED

Game:	70	Minnesota (32) @ Denver (38)	4/9/11
-------	----	------------------------------	--------

MOST FREE THROWS MADE

Game:	91	Utah (51) @ Minnesota (40)	12/17/89
-------	----	----------------------------	----------

MOST FREE THROWS ATTEMPTED

Game:	107	Utah (58) @ Minnesota (49)	12/17/89
-------	-----	----------------------------	----------

HIGHEST FREE-THROW PERCENTAGE

Game:	.977 (43-44)	Minnesota (24-24, 1.000) @ Phoenix (19-20, .950)	4/5/03
-------	--------------	--	--------

MOST REBOUNDS

Game:	123	Minnesota (65) @ Houston (58)	1/13/10 (3OT)
	120	Minnesota (56) @ San Antonio (64)	2/6/99

MOST OFFENSIVE REBOUNDS

Game:	51	Washington (24) @ Minnesota (27)	11/13/91 (OT)
	48	Minnesota (18) @ Dallas (30)	3/22/96

MOST DEFENSIVE REBOUNDS

Game:	89	Indiana (39) @ Minnesota (50)	3/9/11
-------	----	-------------------------------	--------

MOST ASSISTS

Game:	75	Minnesota (37) @ L.A. Lakers (38)	3/20/92
-------	----	-----------------------------------	---------

MOST BLOCKED SHOTS

Game:	27	Philadelphia (11) @ Minnesota (16)	12/13/91
-------	----	------------------------------------	----------

MOST STEALS

Game:	31	Minnesota (9) @ Memphis (22)	10/30/10
-------	----	------------------------------	----------

MOST PERSONAL FOULS

Game:	76	Minnesota (37) @ Utah (39)	11/24/97 (OT)
	70	Minnesota (36) @ Utah (34)	3/2/02

MOST DISQUALIFICATIONS (6 FOULS)

Game:	4	Minnesota (1) @ Denver (3)	11/21/92;
		Minnesota (4) @ Detroit (0)	1/8/00

MOST TURNOVERS

Game:	53	Minnesota (24) @ Detroit (29)	11/8/94
-------	----	-------------------------------	---------

TWO-TEAM SINGLE-GAME LOWS

FEWEST POINTS

Game:	129	Toronto (56) @ Minnesota (73)	11/1/03
Half:	56	Toronto (24) @ Minnesota (32), 2nd half	11/1/03
Quarter:	22	Minnesota (14) @ L.A. Clippers (8), 3rd quarter	11/10/96;
		Chicago (8) @ Minnesota (14), 1st quarter	1/30/08
Overtime:	8	Minnesota (4) @ Charlotte (4), 1st overtime	4/12/91

FEWEST FIELD GOALS MADE

Game:	45	Atlanta (23) @ Minnesota (22)	4/12/97
-------	----	-------------------------------	---------

FEWEST FIELD GOALS ATTEMPTED

Game:	127	Minnesota (65) @ Cleveland (62)	12/19/95
-------	-----	---------------------------------	----------

LOWEST FIELD-GOAL PERCENTAGE

Game:	.302 (45-149)	Atlanta (23-76, .303) @ Minnesota (22-73, .301)	4/12/97
-------	---------------	---	---------

FEWEST FREE THROWS MADE

Game:	11	Portland (5) @ Minnesota (6)	12/14/04;
		Phoenix (9) @ Minnesota (2)	2/2/05

FEWEST FREE THROWS ATTEMPTED

Game:	19	Seattle (9) @ Minnesota (10)	1/22/03
-------	----	------------------------------	---------

LOWEST FREE-THROW PERCENTAGE

Game:	.478 (11-23)	Phoenix (9-18, .500) @ Minnesota (2-5, .400)	2/2/05
-------	--------------	--	--------

FEWEST REBOUNDS

Game:	53	Minnesota (25) @ Utah (28)	12/1/94
-------	----	----------------------------	---------

FEWEST OFFENSIVE REBOUNDS

Game:	6	Utah (3) @ Minnesota (3)	4/15/13
-------	---	--------------------------	---------

FEWEST DEFENSIVE REBOUNDS

Game:	34	Minnesota (15) @ L.A. Lakers (19)	12/20/94
-------	----	-----------------------------------	----------

FEWEST ASSISTS

Game:	20	Minnesota (6) @ L.A. Clippers (14)	11/10/96
-------	----	------------------------------------	----------

FEWEST BLOCKED SHOTS

Game:	0	Dallas (0) @ Minnesota (0)	4/11/07
-------	---	----------------------------	---------

FEWEST STEALS

Game:	4	Most recently: Portland (2) @ Minnesota (2)	1/2/08
-------	---	---	--------

FEWEST PERSONAL FOULS

Game:	22	Minnesota (15) @ Dallas (7)	12/30/08
-------	----	-----------------------------	----------

FEWEST TURNOVERS

Game:	12	Houston (7) @ Minnesota (5)	2/4/05 (OT)
-------	----	-----------------------------	-------------



WOLVES HONOR ROLL

NBA MOST VALUABLE PLAYER
(MAURICE PODOLOFF TROPHY)
2003-04 Kevin Garnett

J. WALTER KENNEDY
CITIZENSHIP AWARD
2005-06 Kevin Garnett

NBA MOST IMPROVED PLAYER
2010-11 Kevin Love

ALL-NBA TEAM
2013-14 Kevin Love (2nd)
2011-12 Kevin Love (2nd)
2006-07 Kevin Garnett (3rd)
2004-05 Kevin Garnett (2nd)
2003-04 Kevin Garnett (1st)
Sam Cassell (2nd)
2002-03 Kevin Garnett (1st)
2001-02 Kevin Garnett (2nd)
2000-01 Kevin Garnett (2nd)
1999-00 Kevin Garnett (1st)
1998-99 Kevin Garnett (3rd)

ALL-ROOKIE TEAM
2013-14 Gorgui Dieng (2nd)
2011-12 Ricky Rubio (1st)
Derrick Williams (2nd)
2010-11 Wes Johnson (2nd)
2009-10 Jonny Flynn (2nd)
2008-09 Kevin Love (2nd)
2006-07 Randy Foye (1st)
2006-07 Craig Smith (2nd)
1999-00 Wally Szczerbiak (1st)
1996-97 Stephon Marbury (1st)
1995-96 Kevin Garnett (2nd)
1993-94 Isaiah Rider (1st)
1992-93 Christian Laettner (1st)
1990-91 Felton Spencer (2nd)
1989-90 Pooh Richardson (1st)

ALL-DEFENSIVE TEAM
2006-07 Kevin Garnett (2nd)
2005-06 Kevin Garnett (2nd)
2004-05 Kevin Garnett (1st)
2003-04 Kevin Garnett (1st)
2002-03 Kevin Garnett (1st)
2001-02 Kevin Garnett (1st)
2000-01 Kevin Garnett (1st)
1999-00 Kevin Garnett (1st)

ALL-INTERVIEW TEAM
2003-04 Sam Cassell (2nd)
Flip Saunders (2nd)
Kevin Garnett (2nd)
2001-02 Kevin Garnett (1st)
2000-01 Kevin Garnett (1st)
1999-00 Kevin Garnett (2nd)

ALL-STAR GAME (*Starter)
2013-14 Kevin Love*
2011-12 Kevin Love
2010-11 Kevin Love
2006-07 Kevin Garnett*
2005-06 Kevin Garnett
2004-05 Kevin Garnett*
2003-04 Kevin Garnett*
Sam Cassell
Flip Saunders (Coach)
Kevin Garnett* (**MVP**)
2002-03 Kevin Garnett*
2001-02 Wally Szczerbiak
Kevin Garnett*
2000-01 Kevin Garnett*
1999-00 Kevin Garnett*
1997-98 Kevin Garnett*
1996-97 Kevin Garnett
Tom Gugliotta

PLAYER OF THE MONTH
2004-05 Kevin Garnett (March)
2003-04 Kevin Garnett (April)
2003-04 Kevin Garnett (February)
2003-04 Kevin Garnett (January)
2003-04 Kevin Garnett (December)
2002-03 Kevin Garnett (April)
2002-03 Kevin Garnett (February)
2001-02 Kevin Garnett (February)
1999-00 Kevin Garnett (January)

ROOKIE OF THE MONTH
2013-14 Gorgui Dieng (March)
2011-12 Ricky Rubio (January)
2008-09 Kevin Love (March)
2006-07 Randy Foye (December)
1996-97 Stephon Marbury (January)

COACH OF THE MONTH
2008-09 Kevin McHale (January)
2003-04 Flip Saunders (April)
2002-03 Flip Saunders (February)
2000-01 Flip Saunders (January)
1999-00 Flip Saunders (January)

PLAYER OF THE WEEK
2013-14 Kevin Love (Feb. 24)
2013-14 Kevin Love (Nov. 4)
2012-13 Nikola Pekovic (Apr. 8)
2008-09 Al Jefferson (Jan. 5)
2007-08 Al Jefferson (Jan. 28)
2006-07 Kevin Garnett (Jan. 8)
2005-06 Kevin Garnett (Jan. 16)
2004-05 Kevin Garnett (Nov. 7)
2003-04 Kevin Garnett (Feb. 1)
2003-04 Kevin Garnett (Jan. 25)
2003-04 Sam Cassell (Dec. 28)
2003-04 Kevin Garnett (Dec. 21)
2003-04 Kevin Garnett (Nov. 23)
2002-03 Kevin Garnett (Nov. 24)
2001-02 Kevin Garnett (Jan. 13)
2001-02 Kevin Garnett (Nov. 18)
2000-01 Kevin Garnett (Nov. 19)
1999-00 Kevin Garnett (Mar. 26)
1999-00 Kevin Garnett (Dec. 26)
1999-00 Kevin Garnett (Nov. 14)
1998-99 Kevin Garnett (Apr. 4)
1998-99 Stephon Marbury (Feb. 21)

WOLVES AMONG LEAGUE LEADERS

1989-90
Tony Campbell 14th scoring (23.2)
Tyrone Corbin 6th steals (2.13)

1990-91
Tony Campbell 15th scoring (21.8)
Pooh Richardson 7th assists (9.0)

1991-92
Pooh Richardson 7th assists (8.4)

1992-93
Micheal Williams 4th FT pct. (.907),
6th assists (8.7),
8th steals (2.17)

1993-94
Micheal Williams 10th assists (7.2)

1994-95
Isaiah Rider 19th scoring (20.4)

1995-96
Tom Gugliotta 10th steals (1.78)

1996-97
Kevin Garnett 9th blocks (2.12)
Tom Gugliotta 16th scoring (20.6)
Stephon Marbury 10th assists (7.8)

1997-98
Kevin Garnett 10th rebounds (9.6)
Stephon Marbury 4th assists (8.6)

1998-99
Terrell Brandon 5th assists (8.6)
Kevin Garnett 11th scoring (20.8),
9th rebounds (10.4)

1999-00
Terrell Brandon 4th FT pct. (.899),
5th assists (8.9),
7th steals (1.89)
Kevin Garnett 10th scoring (22.9),
4th rebounds (11.8)
Wally Szczerbiak 7th FG pct. (.511)

2000-01
Terrell Brandon 6th steals (2.06),
10th assists (7.5),
10th FT pct. (.871)
Kevin Garnett 16th scoring (22.0),
6th rebounds (11.4)
Wally Szczerbiak 5th FG pct. (.510)

2001-02
Chauncey Billups 6th FT pct. (.885)
Kevin Garnett 17th scoring (21.2),
3rd rebounds (12.1)
Wally Szczerbiak 4th 3FG pct. (.455)

2002-03
Kevin Garnett 9th scoring (23.0),
2nd rebounds (13.4)
4th FT pct. (.900)
Troy Hudson 5th FG pct. (.525)
Rasho Nesterovic 8th 3FG pct. (.410)
Anthony Peeler 5th 3FG pct. (.421)
Wally Szczerbiak

2003-04
Sam Cassell 18th scoring (19.8),
5th assists (7.3)
Kevin Garnett 3rd scoring (24.2),
1st rebounds (13.9)
Fred Hoiberg 4th 3FG pct. (.442)

2004-05
Kevin Garnett 14th scoring (22.2),
1st rebounds (13.5)
Fred Hoiberg 1st 3FG pct. (.483)

2005-06
Kevin Garnett 16th scoring (21.8),
1st rebounds (12.7),
9th FG pct. (.526)
Eddie Griffin 10th blocks (2.11)

2006-07
Kevin Garnett 14th scoring (22.4),
1st rebounds (12.8)

2007-08
Al Jefferson 20th scoring (21.0),
5th rebounds (11.1)

2008-09
Kevin Love 9th rebounds (9.1)

2010-11
Michael Beasley 20th scoring (19.2)
Kevin Love 18th scoring (20.2),
1st rebounds (15.2)
Darko Milicic 5th blocks (2.03)
Luke Ridnour 4th 3FG pct. (.440)

2011-12
Kevin Love 4th scoring (26.0),
2nd rebounds (13.3),
2nd minutes (39.0)
Nikola Pekovic 3rd FG pct. (.564)
Luke Ridnour 6th FT pct. (.891)
Ricky Rubio 6th assists (8.2)

2012-13
Ricky Rubio 2nd steals (2.40),
10th assists (7.3)

2013-14
Corey Brewer 7th steals (1.85)
Kevin Love 3rd rebounds (12.5),
4th scoring (26.1)
Kevin Martin 4th FT pct. (.891)
Ricky Rubio 2nd steals (2.32),
4th assists (8.6)



MISCELLANEOUS RECORDS

WOLVES YEAR-BY-YEAR FINISH

YEAR	HEAD COACH	RECORD	DIV.	GB	CONF.	HOME	ROAD	ATTND.
1989-90	Bill Musselman	22-60	6th	34	13th	17-24	5-36	26,160
1990-91	Bill Musselman	29-53	5th	26	11th	21-20	8-33	19,011
1991-92	Jimmy Rodgers	15-67	6th	40	13th	9-32	6-35	18,757
1992-93	Rodgers/Lowe	19-63	5th	36	12th	11-30	8-33	18,405
1993-94	Sidney Lowe	20-62	5th	38	12th	13-28	7-34	17,888
1994-95	Bill Blair	21-61	6th	41	12th	13-28	8-33	14,720
1995-96	Blair/Saunders	26-56	5th	33	12th	17-24	9-32	14,285
1996-97	Flip Saunders	40-42	3rd	24	6th	25-16	15-26	17,018
1997-98	Flip Saunders	45-37	3rd	17	7th	26-15	19-22	18,014
1998-99	Flip Saunders	25-25	4th	12	8th	18-7	7-18	17,119
1999-00	Flip Saunders	50-32	3rd	5	6th	26-15	24-17	16,400
2000-01	Flip Saunders	47-35	4th	11	8th	30-11	17-24	17,497
2001-02	Flip Saunders	50-32	3rd	8	5th	29-12	21-20	17,846
2002-03	Flip Saunders	51-31	3rd	9	4th	33-8	18-23	15,700
2003-04	Flip Saunders	58-24	1st	—	1st	31-10	27-14	17,636
2004-05	Saunders/McHale	44-38	3rd	8	9th	24-17	20-21	17,181
2005-06	Dwane Casey	33-49	4th	11	14th	24-17	9-32	16,150
2006-07	Casey/Wittman	32-50	3rd	19	12th	20-21	12-29	15,999
2007-08	Randy Wittman	22-60	4th	32	13th	15-26	7-34	14,477
2008-09	Wittman/McHale	24-58	4th	30	11th	11-30	13-28	14,506
2009-10	Kurt Rambis	15-67	5th	38	15th	10-31	5-36	15,102
2010-11	Kurt Rambis	17-65	5th	38	15th	12-29	5-36	15,243
2011-12	Rick Adelman	26-40	5th	21	12th	13-20	13-20	17,491
2012-13	Rick Adelman	31-51	5th	29	12th	20-21	11-30	16,341
2013-14	Rick Adelman	40-42	3rd	19	10th	24-17	16-25	14,565
TOTALS		802-1200				492-509	310-691	

ALL-TIME WOLVES RECORD BY MONTH

YEAR	OCT/NOV	DECEMBER	JANUARY	FEBRUARY	MARCH	APR/MAY	OVERALL
1989-90	3-12	3-11	3-10	6-7	5-12	2-8	22-60
1990-91	5-10	3-9	6-0	4-10	4-11	7-5	29-53
1991-92	3-10	1-13	3-13	4-9	1-15	3-7	15-67
1992-93	4-7	1-12	3-11	5-8	5-13	1-12	19-63
1993-94	3-8	5-12	6-7	2-10	3-13	1-12	20-62
1994-95	1-13	5-7	4-12	4-9	5-11	2-9	21-61
1995-96	3-9	4-11	4-10	5-9	8-8	2-9	26-56
1996-97	7-8	5-10	9-6	8-3	6-10	5-5	40-42
1997-98	7-8	8-6	10-4	5-8	8-8	7-3	45-37
1998-99	—	—	—	8-5	9-8	8-12	25-25
1999-00	7-5	6-9	12-3	7-7	12-4	6-4	50-32
2000-01	8-7	9-7	12-4	5-6	8-6	5-5	47-35
2001-02	10-4	10-5	11-5	8-4	6-10	5-4	50-32
2002-03	9-8	8-6	10-6	12-1	7-8	5-2	51-31
2003-04	9-8	11-2	12-3	11-4	9-7	6-0	58-24
2004-05	8-5	8-6	8-9	4-9	10-5	6-4	44-38
2005-06	7-6	7-7	7-9	3-10	6-10	3-7	33-49
2006-07	6-8	7-7	9-8	4-8	4-11	2-8	32-50
2007-08	2-12	2-14	5-10	3-9	7-8	3-7	22-60
2008-09	4-11	2-14	10-4	2-11	3-14	3-4	24-58
2009-10	2-15	5-11	4-12	3-9	1-13	0-7	15-67
2010-11	4-13	4-12	3-11	3-10	3-12	0-7	17-65
2011-12	—	0-3	10-8	8-7	7-10	1-12	26-40
2012-13	7-8	7-5	3-12	3-10	6-11	5-5	31-51
2013-14	9-9	6-7	8-7	5-6	8-8	4-5	40-42
TOTALS	128-204	127-206	172-192	132-189	151-246	92-163	802-1200

RECORDS AT ALL-STAR BREAK AND AT THE HALFWAY POINT

YEAR	ALL-STAR GAME	RECORD BEFORE	RECORD AFTER	FIRST 41 GAMES	LAST 41 GAMES	OVERALL RECORD
1989-90	Feb. 11	10-36	12-24	8-33	14-27	22-60
1990-91	Feb. 10	16-29	13-24	14-27	15-26	29-53
1991-92	Feb. 9	8-38	7-29	7-34	8-33	15-67
1992-93	Feb. 21	12-35	7-28	10-31	9-32	19-63
1993-94	Feb. 13	14-32	6-30	14-27	6-35	20-62
1994-95	Feb. 12	11-36	10-25	10-31	11-30	21-61
1995-96	Feb. 11	13-32	13-24	11-30	15-26	26-56
1996-97	Feb. 9	23-25	17-17	19-22	21-20	40-42
1997-98	Feb. 8	26-20	19-17	24-17	21-20	45-37
1998-99	None	-	-	14-11	11-14	25-25
1999-00	Feb. 13	27-20	23-12	24-17	26-15	50-32
2000-01	Feb. 11	32-18	15-17	23-18	24-17	47-35
2001-02	Feb. 10	33-16	17-16	30-11	20-21	50-32
2002-03	Feb. 9	29-20	22-11	23-18	28-13	51-31
2003-04	Feb. 15	37-15	21-9	29-12	29-12	58-24
2004-05	Feb. 20	27-27	17-11	22-19	22-19	44-38
2005-06	Feb. 19	23-29	10-20	20-21	13-28	33-49
2006-07	Feb. 18	25-27	7-23	20-21	12-29	32-50
2007-08	Feb. 17	10-41	12-19	7-34	15-26	22-60
2008-09	Feb. 15	17-34	7-24	14-27	10-31	24-58
2009-10	Feb. 14	13-40	2-27	8-33	7-34	15-67
2010-11	Feb. 20	13-43	4-22	10-31	7-34	17-65
2011-12	Feb. 26	17-17	9-23	16-17	10-23	26-40
2012-13	Feb. 17	19-31	12-20	17-24	14-27	31-51
2013-14	Feb. 16	25-28	15-14	20-21	20-21	40-42

ALL-TIME WOLVES RECORD BY DIVISION/CONFERENCE

YEAR	ATLANTIC	CENTRAL	EAST	MIDWEST	PACIFIC	WEST	OVERALL		
1989-90	6-6	4-10	10-16	6-22	6-22	12-44	22-60		
1990-91	7-5	5-9	12-14	9-19	8-20	17-39	29-53		
1991-92	2-12	2-12	4-24	9-17	2-26	11-43	15-67		
1992-93	2-12	3-11	5-23	10-16	4-24	14-40	19-63		
1993-94	5-9	2-12	7-21	5-21	8-20	13-41	20-62		
1994-95	5-9	4-10	9-19	4-22	8-20	12-42	21-61		
1995-96	3-11	6-10	9-21	10-14	7-21	17-35	26-56		
1996-97	9-5	3-13	12-18	16-8	12-16	28-24	40-42		
1997-98	7-7	8-8	15-15	14-10	16-12	30-22	45-37		
1998-99	2-1	1-2	3-3	11-9	11-13	22-22	25-25		
1999-00	6-8	12-4	18-12	18-6	14-14	32-20	50-32		
2000-01	6-8	14-2	20-10	11-13	16-12	27-25	47-35		
2001-02	10-4	11-5	21-9	15-9	14-14	29-23	50-32		
2002-03	7-7	11-5	18-12	15-9	18-10	33-19	51-31		
2003-04	10-4	14-2	24-6	14-10	20-8	34-18	58-24		
2004-05	ATL	CENT	SE	EAST	NW	SW	PAC	WEST	OVERALL
2004-05	6-4	3-7	5-5	14-16	10-6	10-8	10-8	30-22	44-38
2005-06	4-6	4-6	5-5	13-17	6-10	5-13	9-9	20-32	33-49
2006-07	6-4	5-5	3-7	14-16	6-10	5-13	7-11	18-34	32-50
2007-08	3-7	3-7	2-8	8-22	3-13	3-15	8-10	14-38	22-60
2008-09	3-7	6-4	2-8	11-19	3-13	4-14	6-12	13-39	24-58
2009-10	4-6	1-9	2-8	7-23	3-13	2-16	3-15	8-44	15-67
2010-11	3-7	6-4	1-9	10-20	1-15	3-15	3-15	7-45	17-65
2011-12	2-3	2-5	3-3	7-11	4-9	8-9	7-11	19-29	26-40
2012-13	4-6	7-3	3-7	14-16	8-10	5-13	4-12	17-35	31-51
2013-14	5-5	7-3	5-5	17-13	7-9	9-9	7-11	23-29	40-42



MISCELLANEOUS RECORDS

ALL-TIME HOME OPENER RESULTS (17-8)

DATE	SCORE	SITE	ATTENDANCE
11/8/89	Chicago 96, Minnesota 84	Metrodome	35,427
11/2/90	Minnesota 98, Dallas 85	Target Center	19,006
11/1/91	Utah 112, Minnesota 97	Target Center	19,006
11/7/92	Golden State 121, Minnesota 119 (OT)	Target Center	19,006
11/6/93	Utah 105, Minnesota 95	Target Center	18,827
11/5/94	Houston 115, Minnesota 85	Target Center	16,578
11/7/95	Minnesota 93, L.A. Lakers 92	Target Center	14,756
11/1/96	Minnesota 82, San Antonio 78	Target Center	18,109
10/31/97	Minnesota 129, Golden State 113	Target Center	16,784
2/9/99	Minnesota 74, San Antonio 70	Target Center	16,422
11/11/99	Minnesota 93, New York 90	Target Center	18,397
11/4/00	Minnesota 99, Sacramento 91	Target Center	19,006
10/30/01	Minnesota 83, Philadelphia 74	Target Center	18,697
10/30/02	Minnesota 83, Denver 77	Target Center	16,113
10/29/03	Minnesota 95, Milwaukee 89	Target Center	17,784
11/3/04	Minnesota 99, New York 93	Target Center	17,295
11/2/05	Minnesota 90, Portland 86	Target Center	16,799
11/1/06	Minnesota 92, Sacramento 83	Target Center	19,356
11/2/07	Denver 99, Minnesota 91	Target Center	19,443
10/29/08	Minnesota 98, Sacramento 96	Target Center	17,820
10/28/09	Minnesota 95, New Jersey 93	Target Center	18,358
10/27/10	Sacramento 117, Minnesota 116	Target Center	17,067
12/26/11	Oklahoma City 104, Minnesota 200	Target Center	19,406
11/2/12	Minnesota 92, Sacramento 80	Target Center	19,356
10/30/13	Minnesota 120, Orlando 115 (OT)	Target Center	17,988

ALL-TIME OPENING GAME RESULTS (15-10)

DATE	SCORE	SITE	ATTENDANCE
11/3/89	Seattle 106, Minnesota 94	Seattle Coliseum	13,805
11/2/90	Minnesota 98, Dallas 85	Target Center	19,006
11/1/91	Utah 112, Minnesota 97	Target Center	19,006
11/6/92	Boston 113, Minnesota 92	Boston Garden	14,890
11/5/93	Detroit 104, Minnesota 99	The Palace	21,454
11/4/94	Denver 130, Minnesota 108	McNichols Arena	17,171
11/3/95	Sacramento 95, Minnesota 86	ARCO Arena	17,319
11/1/96	Minnesota 82, San Antonio 78	Target Center	18,109
10/31/97	Minnesota 129, Golden State 113	Target Center	16,784
2/5/99	Minnesota 110, Denver 92	McNichols Arena	17,171
11/5/99	Sacramento 100, Minnesota 95	Tokyo Dome	32,623
10/31/00	Minnesota 106, Houston 98	Compaq Center	11,327
10/30/01	Minnesota 83, Philadelphia 74	Target Center	18,697
10/30/02	Minnesota 83, Denver 77	Target Center	16,113
10/29/03	Minnesota 95, Milwaukee 89	Target Center	17,784
11/3/04	Minnesota 99, New York 93	Target Center	17,295
11/2/05	Minnesota 90, Portland 86	Target Center	16,799
11/1/06	Minnesota 92, Sacramento 83	Target Center	19,356
11/2/07	Denver 99, Minnesota 91	Target Center	19,443
10/29/08	Minnesota 98, Sacramento 96	Target Center	17,820
10/28/09	Minnesota 95, New Jersey 93	Target Center	18,358
10/27/10	Sacramento 117, Minnesota 116	Target Center	17,067
12/26/11	Oklahoma City 104, Minnesota 100	Target Center	19,406
11/2/12	Minnesota 92, Sacramento 80	Target Center	19,356
10/30/13	Minnesota 120, Orlando 115 (OT)	Target Center	17,988

GAMES WITH LARGEST MARGINS

BIGGEST WINS				
MARGIN	OPPONENT	SCORE	DATE	SITE
53	Chicago	127-74	11/8/01	Target Center
42	Oklahoma City	129-87	1/7/09	Target Center
39	Golden State	122-83	2/23/01	Target Center
36	L.A. Lakers	143-107	3/28/14	Target Center
35	Philadelphia	119-84	12/8/04	Wachovia Center
35	Washington	109-74	12/26/04	Target Center
34	Cleveland	129-95	12/4/10	Target Center
32	Dallas	103-71	1/2/93	Target Center
32	Houston	122-90	3/30/00	Target Center
32	Toronto	112-80	3/19/02	Target Center
31	Vancouver	113-82	11/27/99	Target Center
31	L.A. Clippers	95-64	1/15/03	Staples Center
31	Phoenix	117-86	3/22/13	US Airways Center
31	Philadelphia	126-95	1/6/14	Wells Fargo Center
30	Brooklyn	111-81	11/22/13	Target Center

BIGGEST ROAD WINS				
MARGIN	OPPONENT	SCORE	DATE	SITE
35	Philadelphia	119-84	12/8/04	Wachovia Center
31	L.A. Clippers	95-64	1/15/03	Staples Center
31	Phoenix	117-86	3/22/13	US Airways Center
31	Philadelphia	126-95	1/6/14	Wells Fargo Center
29	Golden State	113-84	3/11/98	New Arena in Oakland
29	Orlando	100-71	11/7/03	TD Waterhouse Centre

BIGGEST LOSSES				
MARGIN	OPPONENT	SCORE	DATE	SITE
42	Orlando	86-128	11/3/10	Amway Center
41	Miami	72-113	3/5/96	Miami Arena
41	Golden State	105-146	11/9/09	Oracle Arena
39	Indiana	75-114	4/16/95	Market Square Arena
38	Philadelphia	71-109	11/25/94	Target Center
38	San Antonio	84-122	12/30/95	Alamodome
38	Phoenix	114-152	3/16/10	US Airways Center
37	Seattle	87-124	12/5/92	Seattle Center Coliseum
37	Golden State	109-146	4/1/94	Oakland Coliseum
37	Seattle	93-130	2/14/96	KeyArena
35	Utah	80-115	1/30/95	Delta Center

BIGGEST HOME LOSSES				
MARGIN	OPPONENT	SCORE	DATE	SITE
38	Philadelphia	71-109	11/25/94	Target Center
32	Indiana	78-110	2/17/95	Target Center
32	New Orleans	90-122	4/9/08	Target Center
32	Sacramento	95-127	3/20/11	Target Center
30	Houston	85-115	11/5/94	Target Center



MISCELLANEOUS RECORDS

ALL-TIME COMEBACKS

DEFICIT	SCORE/TIME	VS./@ OPPONENT	FINAL SCORE	DATE
25	16-41 10:14, 2nd	vs. Charlotte	105-101	3/1/96
24	55-79 6:02, 3rd	@ Houston	124-122 (OT)	2/17/92
24	50-74 5:53, 3rd	@ Dallas	113-110 (OT)	1/17/98
22	49-71 9:36, 3rd	@ Brooklyn	107-96	11/5/12
21	24-45 10:09, 2nd	vs. Indiana	131-118	12/21/07
21	57-78 9:02, 3rd	vs. New York	112-103	11/12/10
20	44-64 5:29, 3rd	@ Seattle	100-96 (OT)	3/15/91
20	16-36 0:26, 1st	@ Washington	89-87	4/21/91
20	33-53 4:40, 2nd	@ Charlotte	102-96	1/1/07
20	31-51 3:04, 2nd	vs. Philadelphia	108-103 (OT)	1/18/10

LEADS THAT GOT AWAY

LEAD	SCORE/TIME	VS./@ OPPONENT	FINAL SCORE	DATE
29	70-41 10:26, 3rd	@ Dallas	100-107	12/30/08
25	88-63 5:56, 3rd	vs. Seattle	106-114	3/27/07
22	80-58 5:43, 3rd	vs. Dallas	103-107	12/18/01
22	51-29 9:19, 2nd	vs. Phoenix	120-127	3/23/14
21	75-54 4:29, 3rd	vs. Portland	102-107	11/15/91
21	46-25 9:11, 2nd	vs. Phoenix	116-117 (OT)	1/27/93
21	63-42 0:24, 2nd	vs. Atlanta	87-94	11/24/07
21	43-22 6:50, 2nd	vs. Detroit	90-94	4/1/08
21	64-43 9:00, 3rd	vs. San Antonio	109-113 (OT)	11/24/10
21	55-34 0:58, 2nd	vs. Golden State	88-93	4/22/12
20	36-16 0:46, 1st	@ Orlando	86-90	11/21/96
20	43-23 9:04, 2nd	vs. Golden State	76-104	12/11/99
20	49-29 1:53, 2nd	vs. Golden State	94-97	4/4/12
20	59-39 11:41, 3rd	@ Houston	100-108	3/15/13

TOP SCORING GAMES OFF THE BENCH

PTS	PLAYER	OPPONENT	DATE
34	Wally Szczerbiak	@ Seattle	1/21/05
34	Rashad McCants	Denver	1/4/08
34	Michael Beasley	@ Houston	1/30/12
32	Gerald Glass	@ L.A. Lakers	12/23/90
30	Isaiah Rider	vs. Miami	3/3/96
29	Sam Mitchell	vs. Golden State	2/20/91

TOP SCORING GAMES OFF THE BENCH VS. MINNESOTA

PTS	PLAYER	TEAM	DATE
41	Todd Day	@ Boston	12/22/95
34	Danny Ainge	Phoenix	1/7/94
33	Cuttino Mobley	@ Houston	10/31/00
31	Clifford Robinson	Portland	12/8/93
31	Johnny Newman	@ Denver	11/28/97
31	Ben Gordon	@ Chicago	12/11/04
31	Manu Ginobili	San Antonio	11/30/07
31	Al Harrington	@ Denver	2/20/12 (OT)

LONGEST WINNING STREAKS

11	1/17/01-2/7/01
10	3/26/04-11/3/04
9	12/30/01-1/15/02
7	1/9/98-1/21/98
7	2/19/03-3/2/03

LONGEST HOME WINNING STREAKS

17	1/8/03-3/2/03
14	12/16/03-2/6/04
12	3/20/98-2/22/99
10	2/23/01-4/6/01
9	12/21/01-1/26/02

LONGEST ROAD WINNING STREAKS

6	1/8/00-1/25/00
6	12/3/03-12/23/03
5	2/25/00-3/11/00
5	1/17/01-2/3/01
5	3/26/04-4/14/04
5	11/28/04-12/8/04
5	11/26/05-12/7/05

LONGEST LOSING STREAKS

18	3/13/11-12/30/11
16	2/29/92-3/29/92
16	4/8/94-11/12/94
16	2/24/10-3/28/10
15	10/30/09-11/27/09

LONGEST HOME LOSING STREAKS

14	4/9/94-12/14/94
11	1/28/09-3/9/09
10	3/27/07-11/6/07
10	2/10/10-3/28/10
9	11/21/08-12/27/08
9	10/30/09-12/2/09

LONGEST ROAD LOSING STREAKS

22	12/9/89-3/23/90
17	2/24/10-11/9/10
16	11/28/07-1/19/08
14	1/17/94-3/8/94
14	2/21/06-4/11/06

YEARLY STATISTICAL RANKINGS

YEAR	PTS		FG%		FT%	REB	AST	STL	TO	BLK
	OFF	DEF	OFF	DEF						
1989-90	27	2	26	18	19	21	24	6	2	22
1990-91	26	9	25	23	23	17	21	13	1	11
1991-92	23	19	22	23	20	26	14	24	4	7
1992-93	27	15	18	24	2	25	18	18	24	11
1993-94	26	16	19	17	2	16	17	26	27	12
1994-95	26	17	21	19	3	27	21	24	25	14
1995-96	19	23	18	18	1	19	14	13	26	7
1996-97	17	17	13	13	9	24	9	24	9	2
1997-98	2	25	8	15	15	18	3	22	1	13
1998-99	11	16	23	16	9	15	2	13	1	10
1999-00	13	11	2	10	7	8	1	17	4	11
2000-01	7	14	6	22	4	15	2	6	4	10
2001-02	5	16	5	14	2	1	2	28	4	16
2002-03	7	18	2	10	10	9	2	29	6	15
2003-04	10	7	2	4	5	9	6	26	2	7
2004-05	16	9	4	7	1	9	4	30	2	10
2005-06	28	8	11	9	11	24	12	19	17	5
2006-07	20	19	13	16	3	20	7	28	21	24
2007-08	26	21	18	27	21	13	26	12	17	29
2008-09	21	22	29	26	15	3	17	28	17	28
2009-10	20	29	25	25	22	19	24	13	30	28
2010-11	10	30	27	23	13	3	25	17	30	10
2011-12	10	25	27	22	10	15	24	26	21	24
2012-13	20	15	24	24	21	10	16	5	20	19
2013-14	3	26	23	29	9	10	5	3	8	30



MISCELLANEOUS RECORDS

ALL-TIME OVERTIME RECORD					NEW ORLEANS (0-0)				
YEAR	GAMES	HOME W-L	ROAD W-L	TOTAL W-L					
1989-90	7	1-3	0-3	1-6	2/27/97	Reunion Arena	W	107-105 (2OT)	
1990-91	7	1-0	2-4	3-4	1/17/98	Reunion Arena	W	113-110	
1991-92	5	0-2	2-1	2-3	2/15/98	Target Center	W	105-99	
1992-93	6	0-4	0-2	0-6	12/15/12	Target Center	W	114-106	
1993-94	2	0-1	0-1	0-2	3/19/14	American Airlines Center	W	123-122	
1994-95	3	1-1	0-1	1-2	DENVER (3-6)				
1995-96	4	0-1	0-3	0-4	3/31/92	McNichols Arena	W	121-114	
1996-97	3	1-0	1-1	2-1	1/3/95	Target Center	L	99-108 (2OT)	
1997-98	9	3-2	2-2	5-4	12/28/96	Target Center	W	103-96	
1998-99	1	0-0	0-1	0-1	2/5/00	Pepsi Center	W	105-97	
1999-00	8	4-1	3-0	7-1	2/15/00	Target Center	L	104-107	
2000-01	6	3-0	1-2	4-2	11/8/00	Pepsi Center	L	107-109	
2001-02	4	0-0	2-2	2-2	11/4/04	Pepsi Center	L	92-94	
2002-03	5	2-1	1-1	3-2	2/24/06	Target Center	L	101-102	
2003-04	3	0-1	2-0	2-1	2/20/12	Pepsi Center	L	101-103	
2004-05	3	0-1	1-1	1-2	3/1/98	Target Center	W	115-113 (2OT)	
2005-06	6	1-2	0-3	1-5	1/15/07	The Palace	W	94-90	
2006-07	10	4-1	2-3	6-4	1/19/07	Target Center	L	98-104 (2OT)	
2007-08	2	1-1	0-0	1-1	GOLDEN STATE (1-5)				
2008-09	4	2-1	0-1	2-2	12/27/91	Target Center	L	102-106	
2009-10	2	1-0	0-1	1-1	11/7/92	Target Center	L	119-121	
2010-11	4	0-3	0-1	0-4	12/19/92	Oakland Coliseum	L	116-122	
2011-12	3	0-0	0-3	0-3	1/5/96	Oakland Coliseum	L	119-122	
2012-13	2	1-0	0-1	1-1	4/2/06	Target Center	W	106-104	
2013-14	5	1-1	2-1	3-2	11/11/08	Oracle Arena	L	110-113	
TOTALS	114	27-27	21-39	48-66	HOUSTON (4-3)				
OVERTIME SUMMARY					2/17/92	The Summit	W	124-122	
DATE	SITE	W/L	MIN-OPP		4/22/93	The Summit	L	110-112	
ATLANTA (1-3)					1/16/98	The Summit	W	116-115	
1/5/91	The Omni	L	112-117		2/20/98	Target Center	W	100-95	
12/28/91	The Omni	L	122-125		2/4/05	Target Center	L	113-119	
12/13/94	The Omni	L	83-85		1/7/07	Target Center	W	103-99	
4/4/00	Target Center	W	86-76		1/13/10	Toyota Center	L	114-120 (3OT)	
BOSTON (1-2)					INDIANA (2-1)				
12/15/92	Target Center	L	119-124 (2OT)		12/12/89	Market Square Arena	L	112-113	
2/1/02	FleetCenter	W	98-95		12/16/00	Target Center	W	113-110	
3/4/07	TD Banknorth Garden	L	117-124 (2OT)		11/16/01	Conseco Fieldhouse	W	120-113 (2OT)	
BROOKLYN (1-3)					L.A. CLIPPERS (1-3)				
3/20/91	Brendan Byrne Arena	L	111-118		3/26/90	L.A. Sports Arena	L	96-101	
1/20/96	Continental Air Arena	L	97-103		12/4/04	Staples Center	W	107-100	
3/24/00	Continental Air Arena	W	116-115		11/5/05	Staples Center	L	99-100	
12/19/01	Continental Air Arena	L	112-117		12/22/13	Staples Center	L	116-120	
CHARLOTTE (0-2)					L.A. LAKERS (1-1)				
4/12/91	Charlotte Coliseum	L	110-111 (2OT)		12/20/89	Metrodome	L	97-106	
1/5/11	Target Center	L	105-108		3/6/07	Target Center	W	117-107 (2OT)	
CHICAGO (2-0)					MEMPHIS (3-3)				
11/13/03	United Center	W	92-89		11/5/95	General Motors Place	L	98-100	
1/25/09	Target Center	W	109-108		4/14/00	General Motors Place	W	104-94 (2OT)	
CLEVELAND (1-1)					11/19/02	Target Center	W	110-106	
2/2/91	Richfield Coliseum	L	110-113		4/19/06	Target Center	L	92-102 (2OT)	
3/21/00	Target Center	W	111-107		2/9/07	FedExForum	L	97-105	
DALLAS (6-1)					12/29/08	Target Center	W	108-98	
11/20/90	Reunion Arena	W	92-91		MIAMI (1-1)				
2/8/94	Reunion Arena	L	105-108		3/2/94	Target Center	L	100-108	
					4/4/14	American Airlines Arena	W	122-121 (2OT)	
					MILWAUKEE (2-1)				
					4/14/95	Target Center	W	104-100	
					12/27/95	Target Center	L	93-99	
					4/16/08	Target Center	W	110-101	
					NEW YORK (0-1)				
					2/25/99	Madison Sq. Garden	L	113-115	
					OKLAHOMA CITY (3-5)				
					3/15/91	Seattle Ctr. Coliseum	W	100-96	
					3/8/98	Target Center	L	98-99	
					3/5/00	Target Center	W	105-100	
					3/4/01	Target Center	W	119-111	
					11/4/05	KeyArena	L	102-107	
					3/2/08	Target Center	L	108-111	
					1/26/11	Target Center	L	117-118	
					3/23/12	Ches. Energy Arena	L	140-149 (2OT)	
					ORLANDO (2-0)				
					4/1/07	Amway Arena	W	105-104	
					10/30/13	Target Center	W	120-115	
					PHILADELPHIA (5-1)				
					11/10/89	Metrodome	W	125-118	
					2/3/91	Target Center	W	110-102 (2OT)	
					12/11/00	First Union Center	W	96-91	
					12/12/05	Wachovia Center	L	89-90	
					1/5/07	Target Center	W	104-102	
					1/18/10	Target Center	W	108-103	
					PHOENIX (0-5)				
					3/10/90	Metrodome	L	98-101	
					1/27/93	Target Center	L	116-117	
					1/18/02	America West Arena	L	100-103	
					4/11/11	US Airways Center	L	127-135	
					2/26/13	US Airways Center	L	83-84	
					PORTLAND (0-3)				
					11/7/96	Rose Garden	L	94-95	
					12/14/02	Target Center	L	92-98	
					1/24/07	Rose Garden	L	98-101	
					SACRAMENTO (2-3)				
					12/23/92	Target Center	L	96-102	
					1/10/03	Target Center	W	115-109	
					3/5/03	ARCO Arena	L	95-96	
					11/5/03	Target Center	L	121-125	
					12/5/03	ARCO Arena	W	112-109	
					SAN ANTONIO (3-3)				
					11/17/00	Target Center	W	99-94	
					3/14/01	Alamodome	L	100-106	
					3/21/03	SBC Center	W	101-94	
					1/3/07	Target Center	W	103-101	
					11/5/08	Target Center	L	125-129 (2OT)	
					11/24/10	Target Center	L	109-113	
					TORONTO (1-1)				
					1/24/98	SkyDome	L	107-113	
					3/26/00	Target Center	W	106-101	
					UTAH (0-5)				
					11/21/89	Metrodome	L	101-103	
					2/13/90	Salt Palace	L	104-110	
					11/24/97	Delta Center	L	124-133	
					3/15/12	Energy Solutions Arena	L	105-111	
					4/16/14	Target Center	L	130-136 (2OT)	
					WASHINGTON (0-2)				
					11/13/91	Target Center	L	114-119	
					11/13/97	Target Center	L	88-91	



MISCELLANEOUS RECORDS

TRIPLE-DOUBLES

PLAYER	OPPONENT	DATE	STATISTICS
Tyrone Corbin	Dallas	1/2/91	10 Pts, 13 Reb, 10 Ast
Micheal Williams	Boston	12/15/92	16 Pts, 10 Reb, 14 Ast
Micheal Williams	@ Golden State	12/19/92	27 Pts, 13 Reb, 15 Ast
Kevin Garnett	Denver	1/3/98	18 Pts, 13 Reb, 10 Ast
Kevin Garnett	@ Atlanta	12/14/99	22 Pts, 15 Reb, 10 Ast
Terrell Brandon	@ Philadelphia	1/9/00	27 Pts, 10 Reb, 14 Ast
Bobby Jackson	Sacramento	1/31/00	17 Pts, 11 Reb, 12 Ast
Kevin Garnett	@ Portland*	4/23/00	12 Pts, 10 Reb, 11 Ast
Kevin Garnett	Portland*	4/30/00	23 Pts, 13 Reb, 10 Ast
Kevin Garnett	@ Detroit	12/15/00	26 Pts, 13 Reb, 10 Ast
Terrell Brandon	Golden State	2/23/01	27 Pts, 10 Reb, 16 Ast
Kevin Garnett	Detroit	2/28/01	18 Pts, 10 Reb, 10 Ast
Chauncey Billups	Memphis	4/3/02	26 Pts, 11 Reb, 10 Ast
Kevin Garnett	Orlando	11/1/02	23 Pts, 14 Reb, 10 Ast
Kevin Garnett	Sacramento	11/27/02	20 Pts, 13 Reb, 10 Ast
Kevin Garnett	@ Chicago	12/27/02	25 Pts, 15 Reb, 10 Ast
Kevin Garnett	@ Phoenix	3/9/03	29 Pts, 14 Reb, 12 Ast
Kevin Garnett	Portland	3/16/03	17 Pts, 11 Reb, 10 Ast
Kevin Garnett	@ Portland	4/6/03	16 Pts, 14 Reb, 12 Ast
Kevin Garnett	Dallas	12/18/03	35 Pts, 10 Reb, 10 Ast
Kevin Garnett	@ Golden State	1/28/04	20 Pts, 20 Reb, 10 Ast
Sam Cassell	San Antonio	3/23/04	14 Pts, 10 Reb, 11 Ast
Kevin Garnett	Denver*	4/21/04	20 Pts, 22 Reb, 10 Ast
Kevin Garnett	Golden State	4/13/05	21 Pts, 15 Reb, 11 Ast
Kevin Garnett	Golden State	2/7/07	17 Pts, 15 Reb, 10 Ast
Kevin Garnett	Boston	2/11/07	26 Pts, 11 Reb, 10 Ast
Kevin Garnett	@ Boston	3/4/07	33 Pts, 13 Reb, 10 Ast
J.J. Barea	@ Oklahoma City	3/23/12	25 Pts, 10 Reb, 14 Ast
Ricky Rubio	@ San Antonio	3/12/13	21 Pts, 13 Reb, 12 Ast
Ricky Rubio	@ L.A. Lakers	11/10/13	12 Pts, 10 Reb, 14 Ast
Kevin Love	@ Utah	2/22/14	37 Pts, 12 Reb, 10 Ast
Ricky Rubio	@ Dallas	3/19/14	22 Pts, 10 Reb, 15 Ast
Kevin Love	L.A. Lakers	3/28/14	22 Pts, 10 Reb, 10 Ast
Kevin Love	Memphis	4/2/14	24 Pts, 16 Reb, 10 Ast

(*Playoff game)

OPPONENTS TRIPLE-DOUBLES

PLAYER	TEAM	DATE	STATISTICS
David Robinson	@ San Antonio	2/23/90	24 Pts, 12 Reb, 12 Blk
Kevin Johnson	@ Phoenix	3/23/90	13 Pts, 10 Reb, 18 Ast
Clyde Drexler	Portland	1/15/91	32 Pts, 10 Reb, 11 Ast
Larry Johnson	@ Charlotte	3/18/93	11 Pts, 12 Reb, 10 Ast
David Robinson	@ San Antonio	11/9/93	43 Pts, 11 Reb, 10 Blk
David Robinson	@ San Antonio	1/11/94	27 Pts, 12 Reb, 10 Ast
Oliver Miller	@ Phoenix	2/9/94	14 Pts, 15 Reb, 11 Ast
Billy Owens	@ Miami	1/5/95	19 Pts, 10 Reb, 10 Ast
Larry Johnson	@ Charlotte	1/11/95	23 Pts, 10 Reb, 10 Ast
Jason Kidd	@ Dallas	4/7/95	11 Pts, 10 Reb, 13 Ast
Dikembe Mutombo	@ Denver	12/2/95	22 Pts, 16 Reb, 10 Blk
Grant Hill	@ Detroit	3/21/97	22 Pts, 11 Reb, 10 Ast
Jason Kidd	@ Phoenix	4/8/97	15 Pts, 10 Reb, 13 Ast
Antoine Walker	Boston	1/15/01	20 Pts, 12 Reb, 12 Ast
Jason Kidd	@ Phoenix	2/14/01	19 Pts, 10 Reb, 12 Ast
Jamaal Tinsley	Indiana	3/15/02	11 Pts, 10 Reb, 10 Ast
Jason Kidd	@ New Jersey	10/31/03	21 Pts, 11 Reb, 14 Ast
Andre Miller	@ Denver	1/26/04	24 Pts, 10 Reb, 10 Ast
Chauncey Billups	@ Detroit	2/20/04	20 Pts, 10 Reb, 11 Ast
Lamar Odom	L.A. Lakers	2/13/08	10 Pts, 16 Reb, 10 Ast
Russell Westbrook	Oklahoma City	2/21/10	22 Pts, 10 Reb, 14 Ast
Andre Iguodala	@ Philadelphia	3/4/11	22 Pts, 10 Reb, 13 Ast
Goran Dragic	Houston	4/13/11	11 Pts, 11 Reb, 11 Ast
Kyle Lowry	Houston	1/23/12	16 Pts, 10 Reb, 10 Ast
Larry Sanders	Milwaukee	11/30/12	10 Pts, 12 Reb, 10 Blk
Kevin Durant	@ Oklahoma City	12/1/13	32 Pts, 10 Reb, 12 Ast
Kyle Lowry	Toronto	3/9/14	20 Pts, 12 Reb, 11 Ast
Joakim Noah	Chicago	4/9/14	15 Pts, 13 Reb, 10 Ast



MISCELLANEOUS RECORDS

SINGLE GAME		
LONGEST GAME (REGULATION):	2:40	vs. Philadelphia, 2/1/04; @ L.A. Clippers, 1/20/12
LONGEST GAME (OVERTIME):	3:10	vs. Detroit, 3/1/98 (2OT); vs. L.A. Lakers, 3/6/07 (2OT); @ Houston, 1/13/10 (3OT)
SHORTEST GAME:	1:46	@ Houston, 1/24/91
MOST POINTS SCORED BY MINNESOTA IN A LOSS:	140	@ Oklahoma City (149), 3/23/12 (2OT)
	125	vs. Houston (129), 1/24/11
FEWEST POINTS SCORED BY MINNESOTA IN A VICTORY:	73	vs. Toronto (56), 11/1/03
MOST CONSECUTIVE POINTS SCORED, TEAM:	21	vs. Seattle, 3rd & 4th quarters, 1/31/90
MOST CONSECUTIVE POINTS SCORED TO OPEN GAME, TEAM:	16	@ Miami, 4/14/97
MOST CONSECUTIVE POINTS ALLOWED, TEAM:	23	@ Sacramento, 2nd & 3rd quarters, 3/14/10
MOST CONSECUTIVE POINTS ALLOWED TO OPEN GAME, TEAM:	15	@ New York, 1/26/10
MOST PLAYERS SCORING IN DOUBLE FIGURES:	8	Most recently: vs. Utah, 4/16/14 (2OT) (Martin 36, Love 19, Rubio 14, Cunningham 13, Turiaf 12, Brewer 11, Shved 11, Hummel 10)
MOST PLAYERS SCORING 20 OR MORE POINTS:	4	Most recently: @ Phoenix, 4/11/11 (OT) (Beasley 26, Randolph 24, Tolliver 22, Ridnour 21)
MOST POINTS OFF THE BENCH:	74	vs. Sacramento, 4/15/09
QUICKEST DISQUALIFICATION ON PERSONAL FOULS:	6 minutes	Sam Mitchell, vs. L.A. Lakers, 3/17/90
EARLIEST DISQUALIFICATION ON PERSONAL FOULS:	6:54, 3rd quarter	Tod Murphy, @ San Antonio, 1/6/90
MOST TECHNICAL FOULS, TEAM:	6	Most recently: vs. Portland, 12/23/05 Kevin Garnett, Michael Olowokandi 2, 3 Defensive Three Seconds. (Referees: McCutchen, Grillo, Zielinski.)
MOST TECHNICAL FOULS, BOTH TEAMS:	10	Most recently: vs. Portland, 12/23/05 MIN: Kevin Garnett, Michael Olowokandi 2, 3 Defensive Three Seconds; POR: Nate McMillan 2, Joel Przybilla, 1 Defensive Three Seconds. (Referees: McCutchen, Grillo, Zielinski.)
SEASON – INDIVIDUAL		
MOST GAMES WITH 40 OR MORE POINTS:	6	Kevin Love, 2013-14
MOST GAMES WITH 30 OR MORE POINTS:	25	Kevin Love, 2013-14
MOST GAMES WITH 20 OR MORE POINTS:	67	Kevin Garnett, 2003-04
MOST GAMES WITH 10 OR MORE POINTS:	82	Tony Campbell, 1989-90; Kevin Garnett, 97-98, 02-03, 03-04, 04-05
MOST GAMES WITH 10 OR MORE POINTS AND REBOUNDS:	71	Kevin Garnett, 2003-04
MOST CONSECUTIVE GAMES WITH 30 OR MORE POINTS:	6	Kevin Love (2/10/14 thru 2/25/14)
MOST CONSECUTIVE GAMES WITH 20 OR MORE POINTS:	16	Kevin Garnett (11/29/00 thru 12/28/00); Kevin Garnett (2/2/03 thru 3/5/03)
MOST CONSECUTIVE GAMES WITH 10 OR MORE POINTS:	398	Kevin Garnett (10/30/02 thru 4/9/07)
MOST CONSECUTIVE GAMES WITH 10 OR MORE POINTS AND REBOUNDS:	53	Kevin Love (11/22/10 thru 3/11/11)
MOST TIMES LED OR SHARED SCORING LEAD:	60	Kevin Garnett, 2002-03
SEASON – TEAM		
MOST 100-POINT GAMES:	59	2013-14
MOST CONSECUTIVE 100-POINT GAMES:	11	1/10/98 thru 2/1/98
MOST GAMES UNDER 100 POINTS:	64	2005-06
MOST CONSECUTIVE GAMES UNDER 100 POINTS:	16	12/6/94 thru 1/11/95; 3/10/04 thru 4/9/04
MOST 100-POINT GAMES ALLOWED:	62	1991-92; 2010-11
MOST CONSECUTIVE 100-POINT GAMES ALLOWED:	24	2/15/92 thru 3/31/92
MOST GAMES HOLDING THE OPPONENT UNDER 100 POINTS:	71	2003-04
MOST CONSECUTIVE GAMES HOLDING THE OPPONENT UNDER 100:	13	Most recently: 1/6/04 thru 1/30/04
MOST GAMES TO SHOOT .500+:	31	1999-00
MOST CONSECUTIVE GAMES TO SHOOT .500+:	5	1/6/00 thru 1/13/00
MOST CONSECUTIVE GAMES TO SHOOT UNDER .500:	23	12/6/94 thru 1/24/95
MOST GAMES FOR THE OPPONENT TO SHOOT .500+:	41	1992-93
MOST CONSECUTIVE GAMES FOR THE OPPONENT TO SHOOT .500+:	6	12/18/90 thru 12/30/90
MOST CONSECUTIVE GAMES FOR THE OPPONENT TO SHOOT UNDER .500:	24	1/13/00 thru 2/29/00



YEAR-BY-YEAR LEADERS

TOTAL POINTS

13-14	Kevin Love	2,010
12-13	Nikola Pekovic	1,011
11-12	Kevin Love	1,432
10-11	Kevin Love	1,476
09-10	Al Jefferson	1,301
08-09	Al Jefferson	1,156
07-08	Al Jefferson	1,726
06-07	Kevin Garnett	1,704
05-06	Kevin Garnett	1,656
04-05	Kevin Garnett	1,817
03-04	Kevin Garnett	1,987
02-03	Kevin Garnett	1,883
01-02	Kevin Garnett	1,714
00-01	Kevin Garnett	1,784
99-00	Kevin Garnett	1,857
98-99	Kevin Garnett	977
97-98	Kevin Garnett	1,518
96-97	Tom Gugliotta	1,672
95-96	Isaiah Rider	1,470
94-95	Isaiah Rider	1,532
93-94	Isaiah Rider	1,313
92-93	Doug West	1,543
91-92	Pooh Richardson	1,350
90-91	Tony Campbell	1,678
89-90	Tony Campbell	1,903

SCORING AVERAGE

13-14	Kevin Love	26.1
12-13	Derrick Williams	12.0
11-12	Kevin Love	26.0
10-11	Kevin Love	20.2
09-10	Al Jefferson	17.1
08-09	Randy Foye	16.3
07-08	Al Jefferson	21.0
06-07	Kevin Garnett	22.4
05-06	Kevin Garnett	21.8
04-05	Kevin Garnett	22.2
03-04	Kevin Garnett	24.2
02-03	Kevin Garnett	23.0
01-02	Kevin Garnett	21.2
00-01	Kevin Garnett	22.0
99-00	Kevin Garnett	22.9
98-99	Kevin Garnett	20.8
97-98	Kevin Garnett	18.5
96-97	Tom Gugliotta	20.6
95-96	Isaiah Rider	19.6
94-95	Isaiah Rider	20.4
93-94	Christian Laettner	16.8
92-93	Doug West	19.3
91-92	Tony Campbell	16.8
90-91	Tony Campbell	21.8
89-90	Tony Campbell	23.2

FIELD GOALS MADE

13-14	Kevin Love	650
12-13	Nikola Pekovic	385
11-12	Kevin Love	474
10-11	Michael Beasley	561
09-10	Al Jefferson	560
08-09	Al Jefferson	485
07-08	Al Jefferson	721
06-07	Kevin Garnett	638
05-06	Kevin Garnett	626
04-05	Kevin Garnett	683
03-04	Kevin Garnett	804
02-03	Kevin Garnett	743
01-02	Kevin Garnett	659
00-01	Kevin Garnett	704
99-00	Kevin Garnett	759
98-99	Kevin Garnett	414
97-98	Kevin Garnett	635
96-97	Tom Gugliotta	592
95-96	Isaiah Rider	560
94-95	Isaiah Rider	558
93-94	Isaiah Rider	522
92-93	Doug West	646
91-92	Pooh Richardson	587
90-91	Tony Campbell	652
89-90	Tony Campbell	723

FIELD GOALS ATTEMPTED

13-14	Kevin Love	1,422
12-13	Luke Ridnour	811
11-12	Kevin Love	1,059
10-11	Michael Beasley	1,246
09-10	Al Jefferson	1,125
08-09	Randy Foye	981
07-08	Al Jefferson	1,441
06-07	Kevin Garnett	1,341
05-06	Kevin Garnett	1,191
04-05	Kevin Garnett	1,360
03-04	Kevin Garnett	1,611
02-03	Kevin Garnett	1,481
01-02	Kevin Garnett	1,401
00-01	Kevin Garnett	1,475
99-00	Kevin Garnett	1,526
98-99	Kevin Garnett	900
97-98	Kevin Garnett	1,293
96-97	Tom Gugliotta	1,339
95-96	Isaiah Rider	1,206
94-95	Isaiah Rider	1,249
93-94	Isaiah Rider	1,115
92-93	Doug West	1,249
91-92	Pooh Richardson	1,261
90-91	Tony Campbell	1,502
89-90	Tony Campbell	1,581

FIELD-GOAL PERCENTAGE (MIN. 300 FGM)

13-14	Nikola Pekovic	(378-700) .540
12-13	Nikola Pekovic	(385-741) .520
11-12	Nikola Pekovic	(256-454) .564
10-11	Kevin Love	(482-1,026) .470
09-10	Al Jefferson	(560-1,125) .498
08-09	Al Jefferson	(485-975) .497
07-08	Al Jefferson	(721-1,441) .500
06-07	Mark Blount	(427-839) .509
05-06	Kevin Garnett	(626-1,191) .526
04-05	Wally Szczerbiak	(465-919) .506
03-04	Kevin Garnett	(804-1,611) .499
02-03	Rasho Nesterovic	(400-762) .525
01-02	Wally Szczerbiak	(609-1,200) .508
00-01	Wally Szczerbiak	(469-920) .510
99-00	Wally Szczerbiak	(342-669) .511
98-99	Kevin Garnett	(414-900) .460
97-98	Tom Gugliotta	(319-635) .502
96-97	Kevin Garnett	(549-1,100) .499
95-96	Kevin Garnett	(361-735) .491
94-95	Christian Laettner	(450-920) .489
93-94	Doug West	(434-891) .487
92-93	Doug West	(646-1,249) .517
91-92	Doug West	(463-894) .518
90-91	Pooh Richardson	(635-1,350) .470
89-90	Tyrone Corbin	(521-1,083) .481

FREE THROWS MADE

13-14	Kevin Love	520
12-13	Nikola Pekovic	241
11-12	Kevin Love	379
10-11	Kevin Love	424
09-10	Kevin Love	225
08-09	Kevin Love	265
07-08	Al Jefferson	284
06-07	Kevin Garnett	416
05-06	Kevin Garnett	396
04-05	Kevin Garnett	445
03-04	Kevin Garnett	368
02-03	Kevin Garnett	377
01-02	Kevin Garnett	359
00-01	Kevin Garnett	357
99-00	Kevin Garnett	309
98-99	Kevin Garnett	145
97-98	Stephon Marbury	329
96-97	Tom Gugliotta	464
95-96	Tom Gugliotta	289
94-95	Christian Laettner	409
93-94	Christian Laettner	375
92-93	Christian Laettner	462
91-92	Tony Campbell	240
90-91	Tony Campbell	358
89-90	Tony Campbell	448

FREE THROWS ATTEMPTED

13-14	Kevin Love	633
12-13	Nikola Pekovic	324
11-12	Kevin Love	460
10-11	Kevin Love	499
09-10	Kevin Love	276
08-09	Kevin Love	336
07-08	Al Jefferson	394
06-07	Kevin Garnett	498
05-06	Kevin Garnett	489
04-05	Kevin Garnett	549
03-04	Kevin Garnett	465
02-03	Kevin Garnett	502
01-02	Kevin Garnett	448
00-01	Kevin Garnett	467
99-00	Kevin Garnett	404
98-99	Kevin Garnett	206
97-98	Stephon Marbury	450
96-97	Tom Gugliotta	566
95-96	Tom Gugliotta	374
94-95	Christian Laettner	500
93-94	Christian Laettner	479
92-93	Christian Laettner	553
91-92	Tony Campbell	299
90-91	Tony Campbell	446
89-90	Tony Campbell	569

FREE-THROW PERCENTAGE (MIN. 125 FTM)

13-14	Kevin Martin	(303-340) .891
12-13	Luke Ridnour	(139-164) .848
11-12	Luke Ridnour	(106-119) .891
10-11	Kevin Love	(424-499) .850
09-10	Jonny Flynn	(223-270) .826
08-09	Randy Foye	(230-272) .846
07-08	Ryan Gomes	(190-229) .830
06-07	Randy Foye	(164-192) .854
05-06	Wally Szczerbiak	(163-182) .896
04-05	Sam Cassell	(134-155) .865
03-04	Sam Cassell	(289-331) .873
02-03	Troy Hudson	(208-231) .900
01-02	Chauncey Billups	(207-234) .885
00-01	Terrell Brandon	(195-224) .871
99-00	Terrell Brandon	(187-208) .899
98-99	Sam Mitchell	(126-165) .764
97-98	Terry Porter	(167-195) .856
96-97	Tom Gugliotta	(464-566) .820
95-96	Isaiah Rider	(248-296) .838
94-95	Doug West	(206-246) .837
93-94	Micheal Williams	(333-397) .839
92-93	Micheal Williams	(419-462) .907
91-92	Doug West	(186-231) .805
90-91	Tony Campbell	(358-446) .803
89-90	Tony Campbell	(448-569) .787



YEAR-BY-YEAR LEADERS

THREE-POINT FG MADE

13-14	Kevin Love	190
12-13	J.J. Barea	97
11-12	Kevin Love	105
10-11	Wes Johnson	103
09-10	Corey Brewer	82
08-09	Randy Foye	111
07-08	Rashad McCants	142
06-07	Ricky Davis	123
05-06	Rashad McCants	67
04-05	Troy Hudson	89
03-04	Latrell Sprewell	99
02-03	Troy Hudson	97
01-02	Chauncey Billups	124
00-01	Anthony Peeler	100
99-00	Anthony Peeler	85
98-99	Anthony Peeler	34
97-98	Stephon Marbury	95
96-97	Stephon Marbury, James Robinson	102
95-96	Isaiah Rider	102
94-95	Isaiah Rider	139
93-94	Chuck Person	100
92-93	Chuck Person	118
91-92	Pooh Richardson	53
90-91	Scott Brooks	45
89-90	Pooh Richardson	23

THREE-POINT FG ATTEMPTED

13-14	Kevin Love	505
12-13	Alexey Shved	288
11-12	Kevin Love	282
10-11	Wes Johnson	289
09-10	Corey Brewer	237
08-09	Randy Foye	308
07-08	Rashad McCants	349
06-07	Ricky Davis	310
05-06	Rashad McCants	180
04-05	Troy Hudson	258
03-04	Latrell Sprewell	299
02-03	Troy Hudson	266
01-02	Chauncey Billups	315
00-01	Anthony Peeler	256
99-00	Anthony Peeler	255
98-99	Anthony Peeler	114
97-98	Stephon Marbury	304
96-97	Stephon Marbury	288
95-96	Isaiah Rider	275
94-95	Isaiah Rider	396
93-94	Chuck Person	272
92-93	Chuck Person	332
91-92	Pooh Richardson	155
90-91	Scott Brooks	135
89-90	Pooh Richardson	83

THREE-POINT FG PERCENTAGE (MIN. 55 3FGM)

13-14	Kevin Martin	(115-297) .387
12-13	J.J. Barea	(97-280) .346
11-12	Kevin Love	(105-282) .372
10-11	Luke Ridnour	(81-184) .440
09-10	Wayne Ellington	(64-162) .395
08-09	Mike Miller	(85-225) .378
07-08	Randy Foye	(61-148) .412
06-07	Ricky Davis	(123-310) .397
05-06	Wally Szczerbiak	(58-143) .406
04-05	Fred Hoiberg	(70-145) .483
03-04	Fred Hoiberg	(76-172) .442
02-03	Wally Szczerbiak	(61-145) .421
01-02	Wally Szczerbiak	(87-191) .455
00-01	Anthony Peeler	(100-256) .391
99-00	Anthony Peeler	(85-255) .333
98-99	Dennis Scott	(29-68) .426
97-98	Anthony Peeler	(48-106) .453
96-97	James Robinson	(102-267) .382
95-96	Isaiah Rider	(102-275) .371
94-95	Isaiah Rider	(139-396) .351
93-94	Chuck Person	(100-272) .368
92-93	Chuck Person	(118-332) .355
91-92	no qualifiers	
90-91	no qualifiers	
89-90	no qualifiers	

OFFENSIVE REBOUNDS

13-14	Kevin Love	224
12-13	Nikola Pekovic	230
11-12	Kevin Love	226
10-11	Kevin Love	330
09-10	Kevin Love	227
08-09	Kevin Love	274
07-08	Al Jefferson	308
06-07	Kevin Garnett	183
05-06	Kevin Garnett	214
04-05	Kevin Garnett	247
03-04	Kevin Garnett	245
02-03	Kevin Garnett	244
01-02	Kevin Garnett	243
00-01	Kevin Garnett	219
99-00	Kevin Garnett	223
98-99	Kevin Garnett	166
97-98	Kevin Garnett	222
96-97	Kevin Garnett	190
95-96	Tom Gugliotta	176
94-95	Sean Rooks	165
93-94	Christian Laettner	160
92-93	Christian Laettner	171
91-92	Felton Spencer	167
90-91	Felton Spencer	272
89-90	Tyrone Corbin	219

DEFENSIVE REBOUNDS

13-14	Kevin Love	739
12-13	Derrick Williams	334
11-12	Kevin Love	508
10-11	Kevin Love	782
09-10	Al Jefferson	523
08-09	Kevin Love	460
07-08	Al Jefferson	603
06-07	Kevin Garnett	792
05-06	Kevin Garnett	752
04-05	Kevin Garnett	861
03-04	Kevin Garnett	894
02-03	Kevin Garnett	858
01-02	Kevin Garnett	738
00-01	Kevin Garnett	702
99-00	Kevin Garnett	733
98-99	Kevin Garnett	323
97-98	Kevin Garnett	564
96-97	Tom Gugliotta	515
95-96	Tom Gugliotta	514
94-95	Christian Laettner	449
93-94	Christian Laettner	442
92-93	Christian Laettner	537
91-92	Sam Mitchell	315
90-91	Tyrone Corbin	404
89-90	Tyrone Corbin	385

TOTAL REBOUNDS

13-14	Kevin Love	963
12-13	Nikola Pekovic	545
11-12	Kevin Love	734
10-11	Kevin Love	1,112
09-10	Al Jefferson	703
08-09	Kevin Love	734
07-08	Al Jefferson	911
06-07	Kevin Garnett	975
05-06	Kevin Garnett	966
04-05	Kevin Garnett	1,108
03-04	Kevin Garnett	1,139
02-03	Kevin Garnett	1,102
01-02	Kevin Garnett	981
00-01	Kevin Garnett	921
99-00	Kevin Garnett	956
98-99	Kevin Garnett	489
97-98	Kevin Garnett	786
96-97	Tom Gugliotta	702
95-96	Tom Gugliotta	690
94-95	Christian Laettner	613
93-94	Christian Laettner	602
92-93	Christian Laettner	708
91-92	Sam Mitchell	473
90-91	Felton Spencer	641
89-90	Tyrone Corbin	604

ASSISTS

13-14	Ricky Rubio	703
12-13	Ricky Rubio	418
11-12	Ricky Rubio	336
10-11	Luke Ridnour	384
09-10	Jonny Flynn	356
08-09	Sebastian Telfair	343
07-08	Sebastian Telfair	355
06-07	Ricky Davis	385
05-06	Kevin Garnett	308
04-05	Kevin Garnett	466
03-04	Sam Cassell	592
02-03	Kevin Garnett	495
01-02	Chauncey Billups	450
00-01	Terrell Brandon	583
99-00	Terrell Brandon	629
98-99	Terrell Brandon	205
97-98	Stephon Marbury	704
96-97	Stephon Marbury	522
95-96	Terry Porter	452
94-95	Winston Garland	318
93-94	Micheal Williams	512
92-93	Micheal Williams	661
91-92	Pooh Richardson	685
90-91	Pooh Richardson	734
89-90	Pooh Richardson	554

STEALS

13-14	Ricky Rubio	190
12-13	Ricky Rubio	137
11-12	Ricky Rubio	91
10-11	Corey Brewer, Luke Ridnour	89
09-10	Corey Brewer	117
08-09	Sebastian Telfair	73
07-08	Marko Jaric	97
06-07	Kevin Garnett	89
05-06	Marko Jaric	108
04-05	Kevin Garnett	121
03-04	Kevin Garnett	120
02-03	Kevin Garnett	113
01-02	Kevin Garnett	96
00-01	Terrell Brandon	161
99-00	Terrell Brandon	134
98-99	Kevin Garnett	78
97-98	Kevin Garnett	139
96-97	Tom Gugliotta	130
95-96	Tom Gugliotta	139
94-95	Christian Laettner	101
93-94	Micheal Williams	118
92-93	Micheal Williams	165
91-92	Pooh Richardson	119
90-91	Tyrone Corbin	162
89-90	Tyrone Corbin	175



YEAR-BY-YEAR LEADERS

BLOCKED SHOTS

13-14	Dante Cunningham.....	57
12-13	Greg Stiemsma.....	90
11-12	Wes Johnson.....	48
10-11	Darko Milicic.....	140
09-10	Al Jefferson.....	98
08-09	Al Jefferson.....	83
07-08	Al Jefferson.....	119
06-07	Kevin Garnett.....	126
05-06	Eddie Griffin.....	148
04-05	Eddie Griffin.....	118
03-04	Kevin Garnett.....	178
02-03	Kevin Garnett.....	129
01-02	Kevin Garnett.....	126
00-01	Kevin Garnett.....	145
99-00	Kevin Garnett.....	126
98-99	Kevin Garnett.....	83
97-98	Kevin Garnett.....	150
96-97	Kevin Garnett.....	163
95-96	Kevin Garnett.....	131
94-95	Christian Laettner.....	87
93-94	Christian Laettner.....	86
92-93	Christian Laettner.....	83
91-92	Thurl Bailey.....	102
90-91	Felton Spencer.....	121
89-90	Randy Breuer.....	75

PERSONAL FOULS

13-14	Ricky Rubio.....	218
12-13	Luke Ridnour.....	187
11-12	Kevin Love.....	152
10-11	Darko Milicic.....	229
09-10	Corey Brewer.....	224
08-09	Kevin Love.....	205
07-08	Rashad McCants.....	234
06-07	Mark Blount.....	239
05-06	Kevin Garnett.....	206
04-05	Kevin Garnett.....	207
03-04	Sam Cassell.....	247
02-03	Rasho Nesterovic.....	256
01-02	Rasho Nesterovic.....	262
00-01	LaPhonso Ellis.....	290
99-00	Joe Smith.....	302
98-99	Kevin Garnett.....	152
97-98	Cherokee Parks.....	237
96-97	Tom Gugliotta.....	237
95-96	Tom Gugliotta.....	265
94-95	Christian Laettner.....	302
93-94	Christian Laettner.....	264
92-93	Christian Laettner.....	290
91-92	Felton Spencer.....	241
90-91	Sam Mitchell.....	338
89-90	Sam Mitchell.....	301

DISQUALIFICATIONS

13-14	Kevin Martin, Ricky Rubio.....	2
12-13	Greg Stiemsma.....	3
11-12	Darko Milicic.....	2
10-11	Wes Johnson, Darko Milicic.....	4
09-10	Corey Brewer.....	4
08-09	Craig Smith.....	4
07-08	Rashad McCants.....	3
06-07	Blount, Garnett, Smith.....	2
05-06	Blount, Garnett, Hassell, Jaric.....	3
04-05	Michael Olowokandi.....	3
03-04	Michael Olowokandi.....	3
02-03	Rasho Nesterovic.....	9
01-02	Rasho Nesterovic.....	3
00-01	LaPhonso Ellis.....	7
99-00	Rasho Nesterovic.....	9
98-99	Kevin Garnett.....	5
97-98	Stanley Roberts.....	5
96-97	Tom Gugliotta, Doug West.....	3
95-96	Christian Laettner.....	4
94-95	Christian Laettner, Doug West.....	4
93-94	Christian Laettner.....	6
92-93	Felton Spencer.....	10
91-92	Felton Spencer.....	7
90-91	Felton Spencer.....	14
89-90	Tony Campbell, Sam Mitchell.....	7

TURNOVERS

13-14	Ricky Rubio.....	222
12-13	Ricky Rubio.....	172
11-12	Ricky Rubio.....	131
10-11	Michael Beasley.....	195
09-10	Jonny Flynn.....	233
08-09	Randy Foye.....	150
07-08	Rashad McCants.....	172
06-07	Ricky Davis.....	210
05-06	Kevin Garnett.....	180
04-05	Kevin Garnett.....	222
03-04	Sam Cassell.....	220
02-03	Kevin Garnett.....	229
01-02	Kevin Garnett.....	229
00-01	Kevin Garnett.....	230
99-00	Kevin Garnett.....	268
98-99	Kevin Garnett.....	135
97-98	Stephon Marbury.....	256
96-97	Tom Gugliotta.....	293
95-96	Tom Gugliotta.....	234
94-95	Isaiah Rider.....	232
93-94	Christian Laettner.....	259
92-93	Christian Laettner.....	275
91-92	Pooh Richardson.....	204
90-91	Tyrone Corbin.....	209
89-90	Tony Campbell.....	251

GAMES PLAYED

13-14	Ricky Rubio.....	82
12-13	Luke Ridnour.....	82
11-12	Derrick Williams.....	66
10-11	Wes Johnson.....	79
09-10	Corey Brewer, Ramon Sessions.....	82
08-09	Ryan Gomes.....	82
07-08	Ryan Gomes, Al Jefferson.....	82
06-07	Blount, Foye, James, Smith.....	82
05-06	Rashad McCants.....	79
04-05	Kevin Garnett, Trenton Hassell.....	82
03-04	Kevin Garnett, Latrell Sprewell.....	82
02-03	Garnett, Gill, Peeler.....	82
01-02	Billups, Nesterovic, Peeler, Szczerbak.....	82
00-01	Ellis, Mitchell, Szczerbak.....	82
99-00	Nesterovic, Peeler, Sealy.....	82
98-99	Bobby Jackson, Sam Mitchell.....	50
97-98	Garnett, Marbury, Porter.....	82
96-97	Sam Mitchell, Terry Porter.....	82
95-96	Terry Porter.....	82
94-95	Christian Laettner.....	81
93-94	Mike Brown.....	82
92-93	Christian Laettner.....	81
91-92	Brooks, Mitchell, Richardson.....	82
90-91	Corbin, Mitchell, Richardson.....	82
89-90	Campbell, Corbin, Richardson.....	82

MINUTES PLAYED

13-14	Kevin Love.....	2,797
12-13	Luke Ridnour.....	2,474
11-12	Kevin Love.....	2,145
10-11	Kevin Love.....	2,611
09-10	Corey Brewer.....	2,482
08-09	Ryan Gomes.....	2,614
07-08	Al Jefferson.....	2,919
06-07	Ricky Davis.....	3,021
05-06	Kevin Garnett.....	2,957
04-05	Kevin Garnett.....	3,121
03-04	Kevin Garnett.....	3,231
02-03	Kevin Garnett.....	3,321
01-02	Kevin Garnett.....	3,175
00-01	Kevin Garnett.....	3,202
99-00	Kevin Garnett.....	3,243
98-99	Kevin Garnett.....	1,780
97-98	Kevin Garnett.....	3,222
96-97	Tom Gugliotta.....	3,131
95-96	Tom Gugliotta.....	2,835
94-95	Christian Laettner.....	2,770
93-94	Christian Laettner.....	2,428
92-93	Doug West.....	3,104
91-92	Pooh Richardson.....	2,922
90-91	Tyrone Corbin.....	3,196
89-90	Tony Campbell.....	3,164

INDIVIDUAL SEASON HIGHS

TOTAL POINTS

Kevin Love.....	2,010	13-14
Kevin Garnett.....	1,987	03-04
Tony Campbell.....	1,903	89-90
Kevin Garnett.....	1,883	02-03
Kevin Garnett.....	1,857	99-00

SCORING AVERAGE

Kevin Love.....	26.1	13-14
Kevin Love.....	26.0	11-12
Kevin Garnett.....	24.2	03-04
Tony Campbell.....	23.2	89-90
Kevin Garnett.....	23.0	02-03

FIELD GOALS MADE

Kevin Garnett.....	804	03-04
Kevin Garnett.....	759	99-00
Kevin Garnett.....	743	02-03
Tony Campbell.....	723	89-90
Al Jefferson.....	721	07-08

FIELD GOALS ATTEMPTED

Kevin Garnett.....	1,611	03-04
Tony Campbell.....	1,581	89-90
Kevin Garnett.....	1,526	99-00
Tony Campbell.....	1,502	90-91
Kevin Garnett.....	1,481	02-03

FIELD-GOAL PERCENTAGE (MIN. 300 FGM)

Nikola Pekovic.....	564	11-12
Nikola Pekovic.....	540	13-14
Kevin Garnett.....	526	05-06
Rasho Nesterovic.....	525	02-03
Nikola Pekovic.....	520	12-13

FREE THROWS MADE

Kevin Love.....	520	13-14
Tom Gugliotta.....	464	96-97
Christian Laettner.....	462	92-93
Tony Campbell.....	448	89-90
Kevin Garnett.....	445	04-05

FREE THROWS ATTEMPTED

Kevin Love.....	633	13-14
Tony Campbell.....	569	89-90
Tom Gugliotta.....	566	96-97
Christian Laettner.....	553	92-93
Kevin Garnett.....	549	04-05

FREE-THROW PERCENTAGE (MIN. 125 FTM)

Micheal Williams.....	907	92-93
Troy Hudson.....	900	02-03
Terrell Brandon.....	899	99-00
Wally Szczerbiak.....	896	05-06
Kevin Martin.....	891	13-14

THREE-POINT FG MADE

Kevin Love.....	190	13-14
Rashad McCants.....	142	07-08
Isaiah Rider.....	139	94-95
Chauncey Billups.....	124	01-02
Ricky Davis.....	123	06-07

THREE-POINT FG ATTEMPTED

Kevin Love.....	505	13-14
Isaiah Rider.....	396	94-95
Rashad McCants.....	349	07-08
Chuck Person.....	332	92-93
Chauncey Billups.....	315	01-02

THREE-POINT FG PERCENTAGE (MIN. 55 3FGM)

Fred Hoiberg.....	483	04-05
Wally Szczerbiak.....	455	01-02
Anthony Peeler.....	453	97-98
Fred Hoiberg.....	442	03-04
Luke Ridnour.....	440	10-11

OFFENSIVE REBOUNDS

Kevin Love.....	330	10-11
Al Jefferson.....	308	07-08
Kevin Love.....	274	08-09
Felton Spencer.....	272	90-91
Kevin Garnett.....	247	04-05

DEFENSIVE REBOUNDS

Kevin Garnett.....	894	03-04
Kevin Garnett.....	861	04-05
Kevin Garnett.....	858	02-03
Kevin Garnett.....	792	06-07
Kevin Love.....	782	10-11

TOTAL REBOUNDS

Kevin Garnett.....	1,139	03-04
Kevin Love.....	1,112	10-11
Kevin Garnett.....	1,108	04-05
Kevin Garnett.....	1,102	02-03
Kevin Garnett.....	981	01-02

REBOUNDING AVERAGE

Kevin Love.....	15.2	10-11
Kevin Garnett.....	13.9	03-04
Kevin Garnett.....	13.5	04-05
Kevin Garnett.....	13.4	02-03
Kevin Love.....	13.3	11-12

ASSISTS

Pooh Richardson.....	734	90-91
Stephon Marbury.....	704	97-98
Ricky Rubio.....	703	13-14
Pooh Richardson.....	685	91-92
Micheal Williams.....	661	92-93

STEALS

Ricky Rubio.....	190	13-14
Tyrone Corbin.....	175	89-90
Micheal Williams.....	165	92-93
Tyrone Corbin.....	162	90-91
Terrell Brandon.....	161	00-01

BLOCKED SHOTS

Kevin Garnett.....	178	03-04
Kevin Garnett.....	163	96-97
Kevin Garnett.....	150	97-98
Eddie Griffin.....	148	05-06
Kevin Garnett.....	145	00-01

PERSONAL FOULS

Sam Mitchell.....	338	90-91
Felton Spencer.....	337	90-91
Joe Smith.....	302	99-00
Christian Laettner.....	302	94-95
Sam Mitchell.....	301	89-90

DISQUALIFICATIONS

Felton Spencer.....	14	90-91
Sam Mitchell.....	13	90-91
Felton Spencer.....	10	92-93
Rasho Nesterovic.....	9	99-00
Rasho Nesterovic.....	9	02-03

TURNOVERS

Tom Gugliotta.....	293	96-97
Christian Laettner.....	275	92-93
Kevin Garnett.....	268	99-00
Christian Laettner.....	259	93-94
Stephon Marbury.....	256	97-98

MINUTES PLAYED

Kevin Garnett.....	3,321	02-03
Kevin Garnett.....	3,243	99-00
Kevin Garnett.....	3,231	03-04
Kevin Garnett.....	3,222	97-98
Kevin Garnett.....	3,202	00-01



CAREER LEADERS

TOTAL POINTS

Kevin Garnett.....	19,041
Sam Mitchell.....	7,161
Kevin Love.....	6,989
Wally Szczerbiak.....	6,777
Doug West.....	6,216

SCORING AVERAGE (MIN. 100 GAMES)

Tony Campbell.....	20.6
Kevin Garnett.....	20.5
Al Jefferson.....	20.1
Kevin Love.....	19.2
Isaiah Rider.....	18.8

FIELD GOALS MADE

Kevin Garnett.....	7,575
Sam Mitchell.....	2,664
Wally Szczerbiak.....	2,634
Doug West.....	2,530
Kevin Love.....	2,318

FIELD GOALS ATTEMPTED

Kevin Garnett.....	15,414
Sam Mitchell.....	6,004
Wally Szczerbiak.....	5,263
Doug West.....	5,225
Kevin Love.....	5,139

FIELD-GOAL PERCENTAGE (MIN. 500 FGA)

Craig Smith.....	.553
Nikola Pekovic.....	.535
Dean Garrett.....	.515
Mark Blount.....	.508
Andrei Kirilenko.....	.507

FREE THROWS MADE

Kevin Garnett.....	3,727
Kevin Love.....	1,913
Sam Mitchell.....	1,773
Christian Laettner.....	1,463
Wally Szczerbiak.....	1,166

FREE THROWS ATTEMPTED

Kevin Garnett.....	4,781
Kevin Love.....	2,346
Sam Mitchell.....	2,250
Christian Laettner.....	1,798
Doug West.....	1,398

FREE-THROW PERCENTAGE (MIN. 250 FTA)

Terrell Brandon.....	.895
Kevin Martin.....	.891
Micheal Williams.....	.877
Luke Ridnour.....	.871
Sam Cassell.....	.870

THREE-POINT FG MADE

Anthony Peeler.....	465
Kevin Love.....	440
Wally Szczerbiak.....	343
Isaiah Rider.....	295
Troy Hudson.....	285

THREE-POINT FG ATTEMPTED

Anthony Peeler.....	1,226
Kevin Love.....	1,215
Wally Szczerbiak.....	849
Isaiah Rider.....	821
Troy Hudson.....	782

THREE-POINT FG PCT. (MIN. 100 3FGA)

Fred Hoiberg.....	.461
Wally Szczerbiak.....	.404
Kevin Martin.....	.387
Chauncey Billups.....	.387
Martell Webster.....	.382

OFFENSIVE REBOUNDS

Kevin Garnett.....	2,571
Kevin Love.....	1,345
Sam Mitchell.....	.992
Nikola Pekovic.....	.707
Al Jefferson.....	.660

DEFENSIVE REBOUNDS

Kevin Garnett.....	7,971
Kevin Love.....	3,108
Sam Mitchell.....	2,038
Christian Laettner.....	1,632
Al Jefferson.....	1,502

TOTAL REBOUNDS

Kevin Garnett.....	10,542
Kevin Love.....	4,453
Sam Mitchell.....	3,030
Christian Laettner.....	2,225
Al Jefferson.....	2,162

REBOUNDING AVERAGE (MIN. 100 GAMES)

Kevin Love.....	12.2
Kevin Garnett.....	11.4
Al Jefferson.....	10.4
Tom Gugliotta.....	8.5
Christian Laettner.....	8.1

ASSISTS

Kevin Garnett.....	4,146
Pooh Richardson.....	1,973
Terrell Brandon.....	1,681
Ricky Rubio.....	1,457
Stephon Marbury.....	1,393

ASSIST AVERAGE (MIN. 100 GAMES)

Stephon Marbury.....	8.3
Terrell Brandon.....	8.3
Ricky Rubio.....	8.1
Pooh Richardson.....	8.0
Micheal Williams.....	6.8

STEALS

Kevin Garnett.....	1,282
Sam Mitchell.....	449
Corey Brewer.....	447
Doug West.....	428
Ricky Rubio.....	418

BLOCKED SHOTS

Kevin Garnett.....	1,576
Rasho Nesterovic.....	373
Al Jefferson.....	300
Christian Laettner.....	299
Eddie Griffin.....	273

PERSONAL FOULS

Kevin Garnett.....	2,355
Sam Mitchell.....	1,944
Doug West.....	1,723
Wally Szczerbiak.....	1,022
Christian Laettner.....	1,013

DISQUALIFICATIONS

Felton Spencer.....	31
Sam Mitchell.....	28
Rasho Nesterovic.....	24
Christian Laettner.....	18
Kevin Garnett.....	17

TURNOVERS

Kevin Garnett.....	2,387
Christian Laettner.....	871
Doug West.....	788
Kevin Love.....	752
Wally Szczerbiak.....	735

GAMES PLAYED

Kevin Garnett.....	927
Sam Mitchell.....	757
Doug West.....	609
Wally Szczerbiak.....	438
Anthony Peeler.....	379

GAMES STARTED

Kevin Garnett.....	890
Doug West.....	371
Wally Szczerbiak.....	336
Sam Mitchell.....	291
Kevin Love.....	282

MINUTES PLAYED

Kevin Garnett.....	35,537
Sam Mitchell.....	18,394
Doug West.....	15,602
Wally Szczerbiak.....	14,713
Kevin Love.....	11,932



ALL-TIME VS. NBA

1989-2005

	1989-90	1990-91	1991-92	1992-93	1993-94	1994-95	1995-96	1996-97	1997-98	1998-99	1999-00	2000-01	2001-02	2002-03	2003-04	2004-05
Atlanta	1-1	1-1	0-2	0-2	0-2	0-2	1-1	0-2	2-0		1-1	2-0	2-0	2-0	1-1	1-1
Boston	1-1	0-2	2-0	0-2	1-1	0-2	0-2	2-0	1-1	1-0	2-0	1-1	1-1	0-2	1-1	1-1
Brooklyn ⁴	1-1	1-1	0-2	1-1	1-1	1-1	1-1	2-0	2-0		1-1	1-1	1-1	0-2	1-1	2-0
Charlotte	2-2	1-1	1-1	0-2	0-2	1-1	1-1	0-2	1-1		0-2	1-1	2-0			1-1
Chicago	0-2	0-2	0-2	0-2	0-2	0-2	0-2	0-2	1-1		2-0	2-0	2-0	2-0	2-0	0-2
Cleveland	1-1	1-1	0-2	0-2	0-2	1-1	0-2	0-2	0-2		2-0	2-0	0-2	2-0	2-0	1-1
Dallas	1-4	4-1	2-3	4-1	1-5	1-4	4-0	3-1	2-2	2-1	2-2	1-3	2-2	2-2	2-2	2-2
Denver	0-5	2-3	3-2	2-3	1-4	0-6	0-4	4-0	3-1	3-0	2-2	2-2	2-2	4-0	3-1	2-2
Detroit	0-2	0-2	1-1	1-1	0-2	1-1	1-1	0-2	2-0	1-0	2-0	2-0	1-1	1-1	2-0	1-1
Golden State	1-3	1-3	0-4	1-3	2-2	3-1	1-3	3-1	4-0	2-2	3-1	2-2	3-1	3-1	2-2	2-1
Houston	2-2	0-5	2-3	2-4	1-4	2-3	2-2	0-4	3-1	1-2	4-0	2-2	2-2	2-2	2-2	2-1
Indiana	1-1	1-1	0-2	1-1	0-2	0-2	1-1	0-2	0-2		1-1	1-1	1-1	0-2	1-1	0-2
L.A. Clippers	1-3	1-3	0-4	0-4	3-1	3-1	1-3	3-1	4-0	2-2	3-1	2-2	2-2	3-1	4-0	3-1
L.A. Lakers	0-4	1-3	1-3	1-3	1-3	1-3	1-3	1-3	0-4	1-2	0-4	1-3	2-2	2-2	3-1	1-2
Memphis ¹							2-2	4-0	4-0	3-1	4-0	3-1	4-0	4-0	3-1	1-3
Miami	1-1	2-0	0-2	0-2	0-2	1-1	1-1	1-1	1-1	1-0	0-2	1-1	2-0	1-1	2-0	1-1
Milwaukee	0-2	1-1	0-2	1-1	2-0	1-1	1-1	2-0	1-1	0-1	2-0	2-0	2-0	2-0	2-0	1-1
New Orleans ²														1-1	2-0	4-0
New York	1-1	1-1	0-2	0-2	0-2	0-2	0-2	1-1	1-1	0-1	1-1	0-2	2-0	2-0	1-1	1-1
Oklahoma City ³	1-3	2-2	0-4	0-4	0-4	0-4	0-4	0-4	1-3	2-1	2-2	3-1	2-2	2-2	3-1	1-3
Orlando	1-1	2-2	0-2	0-2	1-1	1-1	0-2	1-1	0-2		1-1	1-1	1-1	1-1	2-0	1-1
Philadelphia	1-1	2-0	0-2	0-2	2-0	1-1	1-1	1-1	2-0		1-1	1-1	1-1	1-1	1-1	2-0
Phoenix	0-4	0-4	0-4	0-4	0-4	0-4	1-3	3-1	3-1	1-2	1-3	3-1	2-2	3-1	4-0	1-3
Portland	1-3	0-4	0-4	1-3	0-4	0-4	0-4	2-2	1-3	0-3	2-2	3-1	2-2	3-1	1-3	4-0
Sacramento	2-2	3-1	1-3	1-3	2-2	1-3	3-1	0-4	3-1	3-1	3-1	2-2	1-3	2-2	3-1	3-1
San Antonio	1-4	0-4	0-6	1-4	1-4	0-5	1-3	4-0	1-3	2-2	3-1	1-3	2-2	2-2	2-2	1-2
Toronto							1-1	1-1	1-1	0-1	2-0	2-0	1-1	1-1	2-0	0-2
Utah	0-5	1-4	2-3	1-4	1-4	1-4	1-3	1-3	1-3	0-3	3-1	2-2	3-1	1-3	2-2	3-1
Washington	1-1	1-1	0-2	1-1	0-2	1-1	0-2	1-1	0-2		0-2	1-1	2-0	2-0	2-0	1-1
EASTERN	10-16	12-14	4-24	5-23	7-21	9-19	9-21	12-18	15-15	3-3	18-12	20-10	21-9	18-12	24-6	14-16
WESTERN	12-44	17-39	11-43	14-40	13-41	12-42	17-35	28-24	30-22	22-22	32-20	27-25	29-23	33-19	34-18	30-22
OVERALL	22-60	29-53	15-67	19-63	20-62	21-61	26-56	40-42	45-37	25-25	50-32	47-35	50-32	51-31	58-24	44-38

¹ Franchise based in Vancouver from 1995-96 through 2000-01.
² Franchise based in Charlotte from 1988-89 through 2001-02, and based in Oklahoma City from 2005-06 through 2006-07.
³ Franchise based in Seattle from 1967-68 through 2007-08.
⁴ Franchise based in New Jersey from 1976-77 through 2011-12.



ALL-TIME VS. NBA

2005-2014

											OVERALL	
	2005-06	2006-07	2007-08	2008-09	2009-10	2010-11	2011-12	2012-13	2013-14	HOME	ROAD	TOTAL
Atlanta	1-1	0-2	0-2	0-2	0-2	0-2	0-1	1-1	1-1	12-11	5-19	17-30
Boston	1-1	1-1	0-2	0-2	0-2	0-2	0-1	1-1	1-1	10-14	8-16	18-30
Brooklyn ⁴	1-1	1-1	1-1	1-1	2-0	1-1	1-0	1-1	1-1	18-5	8-16	26-21
Charlotte	1-1	1-1	0-2	1-1	0-2	0-2	2-0	0-2	1-1	13-10	4-19	17-29
Chicago	1-1	2-0	1-1	2-0	0-2	0-2	0-1	0-2	1-1	10-14	8-15	18-29
Cleveland	1-1	0-2	0-2	0-2	0-2	2-0	0-1	2-0	1-1	10-14	8-15	18-29
Dallas	1-2	0-4	0-3	0-4	1-3	0-3	2-1	2-2	3-1	22-29	22-29	44-58
Denver	1-3	2-2	0-4	0-4	1-3	0-4	1-3	2-2	2-2	25-28	17-36	42-64
Detroit	0-2	1-1	0-2	1-1	0-2	2-0	2-0	2-0	2-0	15-10	11-13	26-23
Golden State	2-2	1-2	1-3	2-2	0-3	1-3	1-2	0-4	1-2	24-24	18-29	42-53
Houston	2-2	2-2	0-3	0-4	0-3	1-3	3-1	1-2	1-3	24-28	15-34	39-62
Indiana	1-1	2-0	1-1	1-1	1-1	1-1	0-2	1-1	1-1	13-11	4-20	17-31
L.A. Clippers	1-3	2-1	3-1	2-1	1-3	1-3	3-1	0-4	0-4	29-20	19-30	48-50
L.A. Lakers	3-1	1-3	0-3	0-4	0-3	0-4	0-4	0-3	3-1	17-31	7-40	24-71
Memphis ¹	1-3	1-2	2-2	3-0	1-3	0-4	0-4	0-3	2-2	23-13	19-18	42-31
Miami	1-1	0-2	1-1	1-1	1-1	0-2	0-1	0-2	1-1	12-13	8-15	20-28
Milwaukee	1-1	0-2	1-1	2-0	0-2	1-1	0-1	2-0	2-0	17-7	12-12	29-19
New Orleans ²	1-2	1-3	1-3	1-2	0-4	2-1	1-2	3-1	2-1	11-9	8-11	19-20
New York	2-0	2-0	1-1	1-1	1-1	1-1	0-1	0-2	1-1	12-12	8-16	20-28
Oklahoma City ³	2-2	1-3	1-3	2-2	0-4	0-4	0-3	2-2	1-3	19-30	9-40	28-70
Orlando	1-1	1-1	1-1	0-2	0-2	0-2	0-1	1-1	1-1	12-12	6-19	18-31
Philadelphia	0-2	2-0	1-1	1-1	1-1	0-2	1-0	2-0	2-0	16-8	11-12	27-20
Phoenix	1-2	1-3	2-2	1-2	0-4	0-3	1-2	3-1	1-2	18-28	14-34	32-62
Portland	2-2	2-2	0-4	0-4	0-4	0-4	2-1	0-4	1-3	16-32	11-39	27-71
Sacramento	2-1	2-2	2-1	1-3	2-2	1-2	2-2	2-1	2-2	31-17	18-30	49-47
San Antonio	0-4	1-2	0-4	0-4	0-3	0-4	2-1	2-2	1-2	19-31	9-42	28-73
Toronto	0-2	0-2	0-2	0-2	0-2	1-1	0-1	0-2	0-2	9-8	3-16	12-24
Utah	1-3	1-3	2-2	1-3	2-2	1-3	1-2	0-4	3-1	22-30	13-39	35-69
Washington	1-1	1-1	0-2	0-2	1-1	1-1	1-0	1-1	1-1	13-10	7-17	20-27
EASTERN	13-17	14-16	8-22	11-19	7-23	10-20	7-11	14-16	17-13	191-158	111-238	302-396
WESTERN	20-32	18-34	14-38	13-39	8-44	7-45	19-29	17-35	23-29	301-351	199-453	500-804
OVERALL	33-49	32-50	22-60	24-58	15-67	17-65	26-40	31-51	40-42	492-509	310-691	802-1200

¹ Franchise based in Vancouver from 1995-96 through 2000-01.
² Franchise based in Charlotte from 1988-89 through 2001-02, and based in Oklahoma City from 2005-06 through 2006-07.
³ Franchise based in Seattle from 1967-68 through 2007-08.
⁴ Franchise based in New Jersey from 1976-77 through 2011-12.



ALL-TIME TOP GAMES BY WOLVES/OPPONENTS

40-OR-MORE POINTS

51	Kevin Love, @ Oklahoma City (2OT)	3/23/12
51	Corey Brewer, vs. Houston	4/11/14
47	Kevin Garnett, vs. Phoenix	1/4/05
45	Kevin Love, @ L.A. Clippers (OT)	12/22/13
44	Tony Campbell, vs. Boston	2/2/90
44	Wally Szczerbiak, vs. Chicago	4/13/03
44	Kevin Garnett, vs. Phoenix	1/29/07
43	Kevin Love, @ Denver	12/18/10
43	Kevin Love, @ Atlanta	2/1/14
43	Kevin Love, @ Sacramento	4/13/14
42	Isaiah Rider, @ Golden State	4/1/95
42	Ricky Davis, @ Golden State	4/15/07
42	Michael Beasley, @ Sacramento	11/10/10
42	Kevin Love, @ Portland	3/3/12
42	Kevin Love, @ San Antonio	12/13/13
42	Kevin Love, vs. Indiana	2/19/14
41	Isaiah Rider, vs. Golden State	2/7/95
40	Randy Breuer, vs. Golden State	2/4/90
40	Stephon Marbury, vs. Houston	2/17/99
40	Kevin Garnett, @ Boston	3/22/00
40	Kevin Garnett, vs. Sacramento	2/7/01
40	Al Jefferson, vs. New Jersey	1/27/08
40	Al Jefferson, @ Charlotte	4/8/08
40	Kevin Love, @ Charlotte	3/28/12
40	Kevin Love, @ Golden State	4/14/14

23-OR-MORE REBOUNDS

31	Kevin Love, vs. New York	11/12/10
26	Al Jefferson, @ Houston (3OT)	1/13/10
25	Kevin Garnett, @ Sacramento (OT)	12/5/03
25	Kevin Garnett, vs. Orlando	1/12/05
24	Kevin Garnett, vs. Sacramento	12/14/01
24	Kevin Garnett, vs. Milwaukee	11/7/02
24	Kevin Garnett, @ Sacramento (OT)	3/5/03
24	Kevin Garnett, vs. Sacramento	2/19/04
24	Kevin Love, @ L.A. Lakers	11/9/10
24	Kevin Love, @ Boston	1/3/11
24	Kevin Love, @ Sacramento	11/27/12
23	Kevin Garnett, @ Orlando	12/27/99
23	Kevin Love, vs. Golden State	2/27/11
23	Kevin Love, @ Philadelphia	3/4/11

16-OR-MORE ASSISTS

17	Sidney Lowe, @ Golden State	3/20/90
17	Pooh Richardson, @ Washington	3/13/92
17	Micheal Williams, vs. L.A. Clippers	12/10/93
17	Stephon Marbury, vs. Milwaukee	4/18/97
17	Chauncey Billups, vs. Dallas	3/28/02
17	Ricky Rubio, vs. Indiana	2/19/14
16	Pooh Richardson, @ New York	1/16/91
16	Pooh Richardson, vs. San Antonio	4/7/91
16	Micheal Williams, vs. L.A. Clippers	1/18/93
16	Micheal Williams, vs. Portland	4/16/93
16	Micheal Williams, vs. L.A. Lakers	11/27/93
16	Terry Porter, @ Orlando	12/20/95
16	Terry Porter, vs. L.A. Clippers	3/31/96
16	Stephon Marbury, vs. L.A. Clippers	12/20/97
16	Stephon Marbury, vs. Miami	4/7/98
16	Stephon Marbury, vs. Portland	2/28/99
16	Terrell Brandon, vs. Sacramento	4/3/99
16	Terrell Brandon, vs. Phoenix	4/28/99
16	Terrell Brandon, vs. Cleveland (OT)	3/21/00
16	Terrell Brandon, vs. Milwaukee	1/29/01
16	Terrell Brandon, vs. Golden State	2/23/01
16	Ricky Rubio, vs. Cleveland	11/13/13

43-OR-MORE POINTS

55	Tony Parker, vs. San Antonio (2OT)	11/5/08
53	Shaquille O'Neal, @ Orlando	4/20/94
50	David Robinson, vs. San Antonio	2/21/94
50	Cedric Ceballos, @ L.A. Lakers	12/20/94
50	Kobe Bryant, @ L.A. Lakers	3/18/07
48	Kevin Martin, @ Sacramento	3/7/08
48	Kevin Durant, vs. Oklahoma City	1/4/14
47	Kevin Durant, vs. Oklahoma City (OT)	1/26/11
46	Hakeem Olajuwon, @ Houston	3/23/96
45	Michael Jordan, vs. Chicago	11/8/89
45	Dominique Wilkins, @ Atlanta	3/19/93
45	Latrell Sprewell, vs. Golden State	10/31/97
45	LeBron James, vs. Cleveland	11/21/07
45	Carmelo Anthony, @ Denver	12/10/08
45	Russell Westbrook, @ Oklahoma City (2OT)	3/23/12
44	Karl Malone, @ Utah	4/14/98
44	Gary Payton, vs. Seattle (OT)	3/4/01
44	Manu Ginobili, vs. San Antonio	2/21/08
43	David Robinson, @ San Antonio	11/9/93
43	Allen Iverson, vs. Philadelphia	4/10/98
43	Allen Iverson, vs. Philadelphia	3/28/00
43	Aaron Brooks, @ Houston	1/13/10
43	Kevin Durant, vs. Oklahoma City	4/14/12

22-OR-MORE REBOUNDS

29	Dennis Rodman, @ San Antonio	11/9/93
29	Dikembe Mutombo, @ Atlanta	12/14/99
27	Dennis Rodman, vs. Detroit	1/23/92
24	Dennis Rodman, vs. Detroit	11/28/92
24	Charles Barkley, vs. Phoenix (OT)	1/27/93
24	Dennis Rodman, @ Chicago	2/27/96
24	DeAndre Jordan, vs. L.A. Clippers	3/31/14
23	Larry Smith, @ Houston	1/24/91
23	Larry Smith, vs. Houston	2/24/91
23	Michael Cage, @ Seattle	12/6/91
23	Hakeem Olajuwon, @ Houston	1/28/92
23	Larry Johnson, @ Charlotte	3/10/92
23	Jayson Williams, @ New Jersey	1/29/97
23	Chris Kaman, @ L.A. Clippers	3/13/06
22	Dikembe Mutombo, vs. Denver	1/3/95
22	Lorenzo Wright, vs. L.A. Clippers	12/20/97
22	Marcus Camby, @ Denver	11/13/05
22	Dwight Howard, vs. Orlando	11/11/06

18-OR-MORE ASSISTS

23	John Stockton, @ Utah	4/17/92
21	Deron Williams, @ New Jersey	4/5/11
20	John Stockton, @ Utah	12/28/92
19	Rod Strickland, vs. San Antonio	3/3/92
19	Steve Nash, @ Phoenix	12/15/10
19	José Calderón, @ Toronto	2/4/11
18	John Stockton, vs. Utah (OT)	11/21/89
18	John Stockton, @ Utah (OT)	2/13/90
18	Kevin Johnson, @ Phoenix	3/23/90
18	John Stockton, @ Utah	4/20/90
18	John Stockton, vs. Utah	1/11/92
18	Steve Nash, vs. Phoenix	1/29/07
18	Steve Blake, vs. Denver	2/14/07



ALL-TIME LEADERS VS. WOLVES

TOTAL POINTS		G	PTS	AVG
1	Karl Malone, Utah/L.A. Lakers	63	1,677	26.6
2	Kobe Bryant, L.A. Lakers	59	1,426	24.2
3	David Robinson, San Antonio	55	1,233	22.4
4	Shaquille O'Neal, Orl./L.A.L./Mia./Pho./Cle./Bos.	47	1,178	25.1
5	Dirk Nowitzki, Dallas	53	1,151	21.7
6	Hakeem Olajuwon, Houston/Toronto	47	1,106	23.5
7	Tim Duncan, San Antonio	58	1,082	18.7
8	Gary Payton, Sea./Mil./L.A.L./Bos./Miami	57	949	16.6
9	Shawn Marion, Pho./Mia./Tor./Dallas	52	876	16.8
10	Ray Allen, Mil./Sea./Bos./Miami	39	859	22.0
SCORING AVERAGE (MIN. 6 GAMES)		G	PTS	AVG
1	Michael Jordan, Chicago/Washington	18	526	29.2
2	Kevin Durant, Seattle/Oklahoma City	27	760	28.1
3	LeBron James, Cleveland/Miami	21	572	27.2
4	Dwyane Wade, Miami	16	432	27.0
5	Karl Malone, Utah/L.A. Lakers	63	1,677	26.6
6	Allen Iverson, Phi./Den./Det./Philadelphia	24	625	26.0
7	Shaquille O'Neal, Orl./L.A.L./Mia./Pho./Cle./Bos.	47	1,178	25.1
8	Carmelo Anthony, Denver/New York	34	852	25.1
9	Kobe Bryant, L.A. Lakers	59	1,426	24.2
10	Blake Griffin, L.A. Clippers	15	362	24.1
REBOUND AVERAGE (MIN. 6 GAMES)		G	REB	AVG
1	Dennis Rodman, Det./S.A./Chi./L.A. Lakers	20	331	16.6
2	Dwight Howard, Orlando/L.A. Lakers	19	265	13.9
3	Roy Tarpley, Dallas	7	90	12.9
4	Tim Duncan, San Antonio	58	665	11.5
5	Shaquille O'Neal, Orl./L.A.L./Mia./Pho./Cle./Bos.	47	526	11.2
6	David Robinson, San Antonio	55	609	11.1
7	Hakeem Olajuwon, Houston/Toronto	47	510	10.9
8	Charles Barkley, Phi./Pho./Houston	26	281	10.8
9	Al Horford, Atlanta	10	108	10.8
10	Marcus Camby, Tor./N.Y./Den./L.A.C./Por./Hou./N.Y.	34	3554	10.4
ASSIST AVERAGE (MIN. 6 GAMES)		G	AST	AVG
1	John Stockton, Utah	60	717	12.0
2	Earvin Johnson, L.A. Lakers	9	102	11.3
3	Deron Williams, Utah/N.J./Brooklyn	26	278	10.7
4	Chris Paul, New Orleans/L.A. Clippers	26	263	10.1
5	Steve Nash, Pho./Dal./Pho./L.A. Lakers	59	540	9.2
6	Russell Westbrook, Oklahoma City	20	183	9.2
7	Jason Kidd, Dal./Pho./N.J./Dal./N.Y.	54	476	8.8
8	Rod Strickland, N.Y./S.A./Port./Wash./Port./Mia./Orl./Hou.	39	342	8.8
9	Kevin Johnson, Phoenix	29	253	8.7
10	Rajon Rondo, Boston	11	93	8.5



HEAD COACHING RECORDS

BILL MUSSELMAN

Hired: Aug. 23, 1988

SEASON	W-L (PCT.)
89-90	22-60 (.268)
90-91	29-53 (.354)
TOTAL	51-113 (.311)

Departed: Apr. 22, 1991

FINISH/DIVISION	PLAYOFFS (PCT.)
6th/Midwest	---
5th/Midwest	---

JIMMY RODGERS

Hired: June 19, 1991

SEASON	W-L (PCT.)
91-92	15-67 (.183)
92-93	6-23 (.207)
TOTAL	21-90 (.190)

Departed: Jan. 11, 1993

FINISH/DIVISION	PLAYOFFS (PCT.)
6th/Midwest	---
---	---

SIDNEY LOWE

Hired: Jan. 11, 1993

SEASON	W-L (PCT.)
92-93	13-40 (.245)
93-94	20-62 (.244)
TOTAL	33-102 (.244)

Departed: Aug. 17, 1994

FINISH/DIVISION	PLAYOFFS (PCT.)
5th/Midwest	---
5th/Midwest	---

BILL BLAIR

Hired: Aug. 29, 1994

SEASON	W-L (PCT.)
94-95	21-61 (.256)
95-96	6-14 (.300)
TOTAL	27-75 (.265)

Departed: Dec. 18, 1995

FINISH/DIVISION	PLAYOFFS (PCT.)
6th/Midwest	---
---	---

FLIP SAUNDERS

Hired: Dec. 18, 1995

Hired: June 6, 2014

SEASON	W-L (PCT.)
95-96	20-42 (.323)
96-97	40-42 (.488)
97-98	45-37 (.549)
98-99	25-25 (.500)
99-00	50-32 (.610)
00-01	47-35 (.573)
01-02	50-32 (.610)
02-03	51-31 (.622)
03-04	58-24 (.707)
04-05	25-26 (.490)
TOTAL	411-326 (.558)

Departed: Feb. 12, 2005

FINISH/DIVISION	PLAYOFFS (PCT.)
5th/Midwest	---
3rd/Midwest	0-3 (.000)
3rd/Midwest	2-3 (.400)
4th/Midwest	1-3 (.250)
3rd/Midwest	1-3 (.250)
4th/Midwest	1-3 (.250)
3rd/Midwest	0-3 (.000)
3rd/Midwest	2-4 (.333)
1st/Midwest	10-8 (.556)
---	---
TOTAL	17-30 (.362)

KEVIN MCHALE

Hired: Feb. 12, 2005 (Interim)

Hired: Dec. 8, 2008

SEASON	W-L (PCT.)
04-05	19-12 (.613)
08-09	20-43 (.317)
TOTAL	39-55 (.415)

Departed: June 17, 2005

Departed: June 17, 2009

FINISH/DIVISION	PLAYOFFS (PCT.)
3rd/Northwest	---
4th/Northwest	---

DWANE CASEY

Hired: June 17, 2005

SEASON	W-L (PCT.)
05-06	33-49 (.402)
06-07	20-20 (.500)
TOTAL	53-69 (.434)

Departed: Jan. 23, 2007

FINISH/DIVISION	PLAYOFFS (PCT.)
4th/Northwest	---
---	---

RANDY WITTMAN

Hired: Jan. 23, 2007

SEASON	W-L (PCT.)
06-07	12-30 (.286)
07-08	22-60 (.268)
08-09	4-15 (.211)
TOTAL	38-105 (.266)

Departed: Dec. 8, 2008

FINISH/DIVISION	PLAYOFFS (PCT.)
T3rd/Northwest	---
4th/Northwest	---
---	---

KURT RAMBIS

Hired: Aug. 10, 2009

SEASON	W-L (PCT.)
09-10	15-67 (.183)
10-11	17-65 (.207)
TOTAL	32-132 (.195)

Departed: July 12, 2011

FINISH/DIVISION	PLAYOFFS (PCT.)
5th/Northwest	---
5th/Northwest	---

RICK ADELMAN

Hired: Sept. 28, 2011

SEASON	W-L (PCT.)
11-12	26-40 (.394)
12-13	31-51 (.378)
13-14	40-42 (.488)
TOTAL	97-133 (.422)

Departed: Apr. 21, 2014

FINISH/DIVISION	PLAYOFFS (PCT.)
5th/Northwest	---
5th/Northwest	---
3rd/Northwest	---



ATTENDANCE

YEAR	TOTAL HOME ATTENDANCE	AVG. HOME ATTENDANCE	PCT. CAPACITY	NBA RANK	SELL-OUTS	AVG. ROAD ATTENDANCE
1989-90	1,072,572*	26,160*	—	1st	—	14,935
1990-91	779,470	19,011	100.0	3rd	41	13,951
1991-92	769,035	18,757	98.7	4th	23	14,824
1992-93	754,593	18,405	96.8	7th	12	15,279
1993-94	733,419	17,888	94.1	9th	4	14,849
1994-95	603,518	14,720	77.5	21st	2	15,542
1995-96	585,669	14,285	75.2	26th	3	16,202
1996-97	697,727	17,018	89.5	14th	7	16,300
1997-98	738,572	18,014	94.8	11th	12	16,640
1998-99	427,974	17,119	90.1	13th	4	16,218
1999-00	655,998	16,400	86.3	16th	9	16,762
2000-01	717,371	17,497	92.1	11th	8	16,788
2001-02	731,673	17,846	93.9	13th	15	16,962
2002-03	643,684	15,700	82.6	18th	3	16,658
2003-04	723,071	17,636	92.8	11th	15	17,862
2004-05	704,438	17,181	88.5	15th	6	17,874
2005-06	662,167	16,150	83.4	25th	1	17,421
2006-07	655,947	15,999	82.7	24th	7	17,894
2007-08	593,537	14,477	74.8	25th	5	16,690
2008-09	594,743	14,506	74.9	27th	0	16,843
2009-10	619,170	15,102	78.0	25th	2	16,113
2010-11	624,960	15,243	78.8	24th	1	16,886
2011-12	577,197	17,491	90.4	15th	11	16,311
2012-13	669,976	16,341	84.4	21st	3	16,996
2013-14	597,157	14,565	75.2	27th	1	17,606
TOTALS	16,993,638	16,934	—	—	195	16,422

(*NBA Record)

ATTENDANCE NOTES

Minnesota surpassed the 10-million mark in all-time home attendance on Nov. 18, 2003 vs. Denver (its 563rd home date), becoming the second-fastest franchise in league history to reach that plateau. The Wolves set an all-time NBA single-season record by drawing 1,072,572 fans (an average of 26,160) to the Metrodome in their inaugural 1989-90 campaign.

The largest attendance ever for a Timberwolves game was 49,551 on Apr. 17, 1990, for the club's final Metrodome appearance (vs. Denver). Minnesota drew a Target Center-record crowd of 20,391 for its Mar. 12, 2004 game against the L.A. Lakers. The Timberwolves' smallest-ever home attendance was 9,954 for the Nov. 15, 1995 game vs. San Antonio.

TIMBERWOLVES ALL-TIME LARGEST HOME CROWDS

METRODOME

49,551	vs. Denver	Apr. 17, 1990
45,458	vs. Orlando	Apr. 13, 1990
43,606	vs. L.A. Lakers	Mar. 17, 1990
40,415	vs. Utah	Apr. 15, 1990
35,713	vs. Boston	Feb. 2, 1990
35,427	vs. Chicago	Nov. 8, 1989
29,434	vs. Golden State	Feb. 4, 1990
29,117	vs. Philadelphia	Nov. 10, 1989
29,056	vs. Detroit	Jan. 27, 1990
28,514	vs. Atlanta	Feb. 18, 1990

TARGET CENTER

20,391	vs. L.A. Lakers	Mar. 12, 2004
20,347	vs. San Antonio	Feb. 22, 2004
20,340	vs. Houston	Dec. 26, 2012
20,320	vs. Washington	Jan. 21, 2002
20,232	vs. New York	Feb. 11, 2012
20,214	vs. Chicago	Feb. 16, 1996
20,200	vs. L.A. Lakers	Apr. 9, 2010
20,199	vs. L.A. Lakers	Mar. 14, 2003
20,197	vs. L.A. Lakers	Feb. 27, 1998
20,196	vs. Phoenix	Feb. 23, 2007

PLAYOFFS





WOLVES INDIVIDUAL PLAYOFF RECORDS

MOST POINTS

Career:	1,049	Kevin Garnett	1997-2004
7-Game Series:	167	Kevin Garnett	vs. Sacramento, 2004
6-Game Series:	162	Kevin Garnett	vs. L.A. Lakers, 2003
5-Game Series:	129	Kevin Garnett	vs. Denver, 2004
4-Game Series:	87	Kevin Garnett	vs. San Antonio, 1999
3-Game Series:	72	Kevin Garnett	vs. Dallas, 2002
Game:	40	Sam Cassell	vs. Denver, 4/18/04;
		Sam Cassell	vs. Sacramento, 5/4/04
Half:	30	Sam Cassell	vs. Sacramento (2nd), 5/4/04
Period:	18	Sam Cassell	vs. Sacramento (3rd), 5/4/04
Overtime:	6	Kevin Garnett	@ Sacramento, 5/10/04

MOST FIELD GOALS MADE

Career:	415	Kevin Garnett	1997-2004
7-Game Series:	62	Kevin Garnett	vs. Sacramento, 2004
6-Game Series:	71	Kevin Garnett	vs. L.A. Lakers, 2003
5-Game Series:	49	Kevin Garnett	vs. Denver, 2004
4-Game Series:	35	Kevin Garnett	vs. San Antonio, 1999
3-Game Series:	26	Stephon Marbury	vs. Houston, 1997
Game:	16	Sam Cassell	vs. Denver, 4/18/04

MOST FIELD GOALS ATTEMPTED

Career:	907	Kevin Garnett	1997-2004
7-Game Series:	141	Kevin Garnett	vs. Sacramento, 2004
6-Game Series:	138	Kevin Garnett	vs. L.A. Lakers, 2003
5-Game Series:	108	Kevin Garnett	vs. Denver, 2004
4-Game Series:	79	Kevin Garnett	vs. San Antonio, 1999
3-Game Series:	65	Stephon Marbury	vs. Houston, 1997
Game:	31	Kevin Garnett	@ L.A. Lakers, 4/24/03 (OT)
	30	Kevin Garnett	vs. Denver, 4/18/04

HIGHEST FIELD-GOAL PERCENTAGE

Career:	.521	(62-119) Trenton Hassell	2004
7-Game Series:	.464	(45-97) Sam Cassell	vs. Sacramento, 2004
6-Game Series:	.514	(71-138) Kevin Garnett	vs. L.A. Lakers, 2003
5-Game Series:	.480	(36-75) Kevin Garnett	vs. Seattle, 1998;
		(36-75) Sam Cassell	vs. Denver, 2004
4-Game Series:	.508	(32-63) Terrell Brandon	vs. Portland, 2000
3-Game Series:	.545	(12-22) Doug West	vs. Houston, 1997
Game:	.714	(15-21) Kevin Garnett	vs. L.A. Lakers, 4/22/03

MOST THREE-POINT FIELD GOALS MADE

Career:	37	Latrell Sprewell	2004
7-Game Series:	15	Fred Hoiberg	vs. Sacramento, 2004
6-Game Series:	17	Troy Hudson	vs. L.A. Lakers, 2003
5-Game Series:	15	Anthony Peeler	vs. Seattle, 1998
4-Game Series:	6	Anthony Peeler	vs. San Antonio, 2001
3-Game Series:	6	Stephon Marbury	vs. Houston, 1997;
		Chauncey Billups	vs. Dallas, 2002
Game:	7	Latrell Sprewell	vs. Denver, 4/21/04;
		Sam Cassell	vs. Sacramento, 5/4/04

MOST THREE-POINT FIELD GOALS ATTEMPTED

Career:	96	Anthony Peeler	1998-2003;
		Latrell Sprewell	2004
7-Game Series:	37	Latrell Sprewell	vs. Sacramento, 2004
6-Game Series:	39	Troy Hudson	vs. L.A. Lakers, 2003
5-Game Series:	31	Anthony Peeler	vs. Seattle, 1998
4-Game Series:	17	Anthony Peeler	vs. San Antonio, 2001
3-Game Series:	20	Stephon Marbury	vs. Houston, 1997
Game:	11	Troy Hudson	@ L.A. Lakers, 4/27/03;
		Sam Cassell	vs. Sacramento, 5/4/04

HIGHEST THREE-POINT FIELD-GOAL PERCENTAGE

Career:	.458	(22-48) Fred Hoiberg	2004
7-Game Series:	.500	(15-30) Fred Hoiberg	vs. Sacramento, 2004
6-Game Series:	.436	(17-39) Troy Hudson	vs. L.A. Lakers, 2003
5-Game Series:	.560	(14-25) Latrell Sprewell	vs. Denver, 2004
4-Game Series:	.600	(3-5) Terrell Brandon	vs. San Antonio, 1999
3-Game Series:	1.000	(2-2) Shane Heal	vs. Houston, 1997
Game:	1.000	(3-3) Anthony Peeler	vs. San Antonio, 4/28/01

MOST FREE THROWS MADE

Career:	207	Kevin Garnett	1997-2004
7-Game Series:	41	Kevin Garnett	vs. Sacramento, 2004
6-Game Series:	36	Troy Hudson	vs. L.A. Lakers, 2003
5-Game Series:	31	Kevin Garnett	vs. Denver, 2004
4-Game Series:	30	Kevin Garnett	vs. San Antonio, 2001
3-Game Series:	23	Kevin Garnett	vs. Dallas, 2002
Game:	15	Troy Hudson	vs. L.A. Lakers, 4/22/03

MOST FREE THROWS ATTEMPTED

Career:	272	Kevin Garnett	1997-2004
7-Game Series:	50	Kevin Garnett	vs. Sacramento, 2004
6-Game Series:	38	Troy Hudson	vs. L.A. Lakers, 2003
5-Game Series:	43	Kevin Garnett	vs. Denver, 2004
4-Game Series:	36	Kevin Garnett	vs. San Antonio, 2001
3-Game Series:	32	Kevin Garnett	vs. Dallas, 2002
Game:	17	Kevin Garnett	@ Dallas, 4/24/02

HIGHEST FREE-THROW PERCENTAGE

Career:	.947	(36-38) Troy Hudson	2003
7-Game Series:	.820	(41-50) Kevin Garnett	vs. Sacramento, 2004
6-Game Series:	.947	(36-38) Troy Hudson	vs. L.A. Lakers, 2003
5-Game Series:	.955	(21-22) Sam Cassell	vs. Denver, 2004
4-Game Series:	.923	(12-13) Terrell Brandon	vs. San Antonio, 1999
3-Game Series:	1.000	(9-9) Doug West	vs. Houston, 1997
Game:	1.000	(12-12) Sam Cassell	vs. Denver, 4/30/04



WOLVES INDIVIDUAL PLAYOFF RECORDS

MOST REBOUNDS

Career:	628	Kevin Garnett	1997-2004
7-Game Series:	108	Kevin Garnett	vs. Sacramento, 2004
6-Game Series:	94	Kevin Garnett	vs. L.A. Lakers, 2003
5-Game Series:	74	Kevin Garnett	vs. Denver, 2004
4-Game Series:	48	Kevin Garnett	vs. San Antonio, 1999;
		Kevin Garnett	vs. San Antonio, 2001
3-Game Series:	56	Kevin Garnett	vs. Dallas, 2002
Game:	22	Kevin Garnett	vs. Denver, 4/21/04

MOST OFFENSIVE REBOUNDS

Career:	136	Kevin Garnett	1997-2004
7-Game Series:	18	Kevin Garnett	vs. Sacramento, 2004
6-Game Series:	13	Kevin Garnett	vs. L.A. Lakers, 2004
5-Game Series:	17	Kevin Garnett	vs. Seattle, 1998
4-Game Series:	16	Kevin Garnett	vs. San Antonio, 1999
3-Game Series:	19	Dean Garrett	vs. Houston, 1997
Game:	12	Dean Garrett	vs. Houston, 4/29/97

MOST DEFENSIVE REBOUNDS

Career:	492	Kevin Garnett	1997-2004
7-Game Series:	90	Kevin Garnett	vs. Sacramento, 2004
6-Game Series:	83	Kevin Garnett	vs. L.A. Lakers, 2003
5-Game Series:	66	Kevin Garnett	vs. Denver, 2004
4-Game Series:	38	Kevin Garnett	vs. San Antonio, 2001
3-Game Series:	40	Kevin Garnett	vs. Dallas, 2002
Game:	20	Kevin Garnett	vs. Denver, 4/21/04;
		Kevin Garnett	vs. Sacramento, 5/19/04

MOST ASSISTS

Career:	236	Kevin Garnett	1997-2004
7-Game Series:	38	Sam Cassell	vs. Sacramento, 2004
6-Game Series:	33	Troy Hudson	vs. L.A. Lakers, 2003
5-Game Series:	38	Stephon Marbury	vs. Seattle, 1998
4-Game Series:	35	Kevin Garnett	vs. Portland, 2000
3-Game Series:	23	Stephon Marbury	vs. Houston, 1997
Game:	13	Stephon Marbury	vs. Houston, 4/29/97

MOST BLOCKED SHOTS

Career:	88	Kevin Garnett	1997-2004
7-Game Series:	24	Kevin Garnett	vs. Sacramento, 2004
6-Game Series:	10	Kevin Garnett	vs. L.A. Lakers, 2003
5-Game Series:	12	Kevin Garnett	vs. Seattle, 1998
4-Game Series:	8	Kevin Garnett/Joe Smith	vs. San Antonio, 1999
3-Game Series:	5	Kevin Garnett	vs. Dallas, 2002
Game:	6	Kevin Garnett	vs. Sacramento, 5/8/04

MOST STEALS

Career:	63	Kevin Garnett	1997-2004
7-Game Series:	12	Kevin Garnett	vs. Sacramento, 2004
6-Game Series:	10	Kevin Garnett	vs. L.A. Lakers, 2003
5-Game Series:	12	Stephon Marbury	vs. Seattle, 1998
4-Game Series:	9	Terrell Brandon	vs. San Antonio, 1999
3-Game Series:	7	Tom Gugliotta	vs. Houston, 1997
Game:	5	Most recently: Latrell Sprewell	@ Sacramento, 5/16/04

MOST PERSONAL FOULS

Career:	149	Kevin Garnett	1997-2004
7-Game Series:	33	Sam Cassell	vs. Sacramento, 2004
6-Game Series:	28	Rasho Nesterovic	vs. L.A. Lakers, 2003
5-Game Series:	18	Tom Hammonds/Sam Mitchell	vs. Seattle, 1998
4-Game Series:	20	Rasho Nesterovic	vs. Portland, 2000
3-Game Series:	14	Chauncey Billups	vs. Dallas, 2002
Game:	6	Most recently: Kevin Garnett	@ L.A. Lakers, 5/31/04

MOST TURNOVERS

Career:	161	Kevin Garnett	1997-2004
7-Game Series:	31	Kevin Garnett	vs. Sacramento, 2004
6-Game Series:	22	Kevin Garnett	vs. L.A. Lakers, 2004
5-Game Series:	22	Kevin Garnett	vs. Seattle, 1998;
		Kevin Garnett	vs. Denver, 2004
4-Game Series:	14	Terrell Brandon	vs. San Antonio, 1999
3-Game Series:	12	Kevin Garnett	vs. Dallas, 2002
Game:	10	Kevin Garnett	@ Seattle, 5/2/98

MOST MINUTES PLAYED

Career:	2,003	Kevin Garnett	1997-2004
7-Game Series:	311	Kevin Garnett	vs. Sacramento, 2004
6-Game Series:	265	Kevin Garnett	vs. L.A. Lakers, 2003;
		Kevin Garnett	vs. L.A. Lakers, 2004
5-Game Series:	213	Anthony Peeler	vs. Seattle, 1998
4-Game Series:	171	Kevin Garnett	vs. Portland, 2000
3-Game Series:	134	Chauncey Billups	vs. Dallas, 2002
Game (Reg.):	48	Terrell Brandon	vs. Portland, 4/30/00
Game (OT):	50	Wally Szczerbiak	@ L.A. Lakers, 4/24/03



WOLVES TEAM PLAYOFF HIGHS

MOST POINTS

Game:	120	vs. Houston	4/29/97
Half:	62	vs. L.A. Lakers (2nd)	4/22/03
Quarter:	33	@ Sacramento (3rd)	5/10/04
Overtime:	13	@ L.A. Lakers	4/24/03

MOST FIELD GOALS MADE

Game:	47	vs. Houston	4/29/97
-------	----	-------------	---------

MOST FIELD GOALS ATTEMPTED

Game:	96	vs. Houston	4/29/97
-------	----	-------------	---------

HIGHEST FIELD-GOAL PERCENTAGE

Game:	.556	(40-72) vs. L.A. Lakers	4/22/03
-------	------	-------------------------	---------

MOST THREE-POINT FIELD GOALS MADE

Game:	11	@ Seattle	5/2/98
-------	----	-----------	--------

MOST THREE-POINT FIELD GOALS ATTEMPTED

Game:	27	@ L.A. Lakers	4/27/03
-------	----	---------------	---------

HIGHEST THREE-POINT FIELD-GOAL PERCENTAGE

Game:	.636	(7-11) vs. Denver	4/30/04
-------	------	-------------------	---------

MOST FREE THROWS MADE

Game:	32	vs. L.A. Lakers	4/22/03
-------	----	-----------------	---------

MOST FREE THROWS ATTEMPTED

Game:	44	vs. Dallas	4/28/02
-------	----	------------	---------

HIGHEST FREE-THROW PERCENTAGE

Game:	.933	(14-15) vs. L.A. Lakers	5/21/04
-------	------	-------------------------	---------

MOST REBOUNDS

Game:	58	@ Dallas	4/21/02
-------	----	----------	---------

MOST OFFENSIVE REBOUNDS

Game:	20	@ Seattle	4/26/98;
		@ Dallas	4/21/02

MOST DEFENSIVE REBOUNDS

Game:	43	vs. L.A. Lakers	4/22/03
-------	----	-----------------	---------

MOST ASSISTS

Game:	30	vs. Houston	4/29/97
-------	----	-------------	---------

MOST BLOCKED SHOTS

Game:	10	vs. Sacramento	5/8/04
-------	----	----------------	--------

MOST STEALS

Game:	12	vs. San Antonio	4/28/01;
		@ L.A. Lakers	4/24/03 (OT)

MOST PERSONAL FOULS

Game:	36	@ L.A. Lakers	5/25/04
-------	----	---------------	---------

MOST TURNOVERS

Game:	24	@ Sacramento	5/12/04
-------	----	--------------	---------

WOLVES TEAM PLAYOFF LOWS

FEWEST POINTS

Game:	69	@ San Antonio	4/23/01
Half:	28	vs. San Antonio (1st)	5/13/99
Quarter:	11	@ Seattle (2nd)	4/24/98
Overtime:	10	@ Sacramento	5/10/04

FEWEST FIELD GOALS MADE

Game:	24	@ San Antonio	4/23/01
-------	----	---------------	---------

FEWEST FIELD GOALS ATTEMPTED

Game:	66	@ Denver	4/27/04
-------	----	----------	---------

LOWEST FIELD-GOAL PERCENTAGE

Game:	.337	(31-92) @ Seattle	4/24/98
-------	------	-------------------	---------

FEWEST THREE-POINT FIELD GOALS MADE

Game:	1	Most recently: vs. L.A. Lakers	4/20/03
-------	---	--------------------------------	---------

FEWEST THREE-POINT FIELD GOALS ATTEMPTED

Game:	4	@ San Antonio	4/21/01
-------	---	---------------	---------

LOWEST THREE-POINT FIELD-GOAL PERCENTAGE

Game:	.125	(1-8) @ Portland	4/23/00
-------	------	------------------	---------

FEWEST FREE THROWS MADE

Game:	8	@ Houston	4/26/97
-------	---	-----------	---------

FEWEST FREE THROWS ATTEMPTED

Game:	12	vs. Sacramento	5/4/04
-------	----	----------------	--------

LOWEST FREE-THROW PERCENTAGE

Game:	.615	(8-13) @ Houston	4/26/97
-------	------	------------------	---------

FEWEST REBOUNDS

Game:	29	vs. Seattle	4/28/98
-------	----	-------------	---------

FEWEST OFFENSIVE REBOUNDS

Game:	3	vs. L.A. Lakers	5/21/04
-------	---	-----------------	---------

FEWEST DEFENSIVE REBOUNDS

Game:	21	vs. Seattle	4/28/98
-------	----	-------------	---------

FEWEST ASSISTS

Game:	11	@ Sacramento	5/16/04
-------	----	--------------	---------

FEWEST BLOCKED SHOTS

Game:	0	vs. Dallas	4/28/02
-------	---	------------	---------

FEWEST STEALS

Game:	2	@ San Antonio	4/23/01
-------	---	---------------	---------

FEWEST PERSONAL FOULS

Game:	14	vs. San Antonio	5/13/99
-------	----	-----------------	---------

FEWEST TURNOVERS

Game:	5	@ Houston	4/24/97
-------	---	-----------	---------



OPPONENT INDIVIDUAL PLAYOFF RECORDS

MOST POINTS

7-Game Series:	124	Chris Webber	Sacramento, 2004
6-Game Series:	191	Kobe Bryant	L.A. Lakers, 2003
5-Game Series:	130	Gary Payton	Seattle, 1998
4-Game Series:	90	Tim Duncan	San Antonio, 2001
3-Game Series:	100	Dirk Nowitzki	Dallas, 2002
Game:	39	Dirk Nowitzki	Dallas @ Minnesota, 4/28/02;
		Kobe Bryant	L.A. Lakers @ Minnesota, 4/20/03
Half:	28	Dirk Nowitzki	Dallas @ Minnesota (1st), 4/28/02;
		Kobe Bryant	L.A. Lakers @ Minnesota (1st), 4/20/03
Quarter:	18	Kobe Bryant	@ L.A. Lakers (3rd), 5/27/04
Overtime:	9	Peja Stojakovic	@ Sacramento, 5/10/04

MOST FIELD GOALS MADE

7-Game Series:	52	Chris Webber	Sacramento, 2004
6-Game Series:	68	Kobe Bryant	L.A. Lakers, 2003
5-Game Series:	48	Gary Payton	Seattle, 1998
4-Game Series:	34	Tim Duncan	San Antonio, 2001
3-Game Series:	30	Dirk Nowitzki	Dallas, 2002
Game:	16	Kobe Bryant	L.A. Lakers @ Minnesota, 4/20/03

MOST FIELD GOALS ATTEMPTED

7-Game Series:	115	Peja Stojakovic	Sacramento, 2004
6-Game Series:	158	Kobe Bryant	L.A. Lakers, 2003
5-Game Series:	96	Gary Payton	Seattle, 1998
4-Game Series:	73	Tim Duncan	San Antonio, 2001
3-Game Series:	57	Dirk Nowitzki	Dallas, 2002
Game:	30	Kobe Bryant	L.A. Lakers @ Minnesota, 4/20/03

HIGHEST FIELD-GOAL PERCENTAGE

7-Game Series:	.527	(29-55) Brad Miller	Sacramento, 2004
6-Game Series:	.569	(41-72) Shaquille O'Neal	L.A. Lakers, 2004
5-Game Series:	.579	(33-57) Vin Baker	Seattle, 1998
4-Game Series:	.593	(32-54) Avery Johnson	San Antonio, 1999
3-Game Series:	.625	(25-40) Hakeem Olajuwon	Houston, 1997;
		(15-24) Mario Elie	Houston, 1997
Game:	.818	(9-11) Matt Maloney	Houston @ Minnesota, 4/29/97

MOST THREE-POINT FIELD GOALS MADE

7-Game Series:	13	Peja Stojakovic	Sacramento, 2004
6-Game Series:	21	Derek Fisher	L.A. Lakers, 2003
5-Game Series:	11	Voshon Lenard	Denver, 2004
4-Game Series:	8	Most recently: Danny Ferry	San Antonio, 2001
3-Game Series:	12	Matt Maloney	Houston, 1997
Game:	6	Most recently: Kareem Rush	@ L.A. Lakers, 5/31/04

MOST THREE-POINT FIELD GOALS ATTEMPTED

7-Game Series:	38	Peja Stojakovic	Sacramento, 2004
6-Game Series:	34	Derek Fisher	L.A. Lakers, 2003
5-Game Series:	26	Hersey Hawkins	Seattle, 1998
4-Game Series:	19	Scottie Pippen	Portland, 2000
3-Game Series:	21	Matt Maloney	Houston, 1997
Game:	13	Peja Stojakovic	@ Sacramento, 5/10/04 (OT)
	11	Clyde Drexler	@ Houston, 4/26/97

HIGHEST THREE-POINT FIELD-GOAL PERCENTAGE

7-Game Series:	.438	(7-16) Doug Christie	Sacramento, 2004
6-Game Series:	.618	(21-34) Derek Fisher	L.A. Lakers, 2003
5-Game Series:	.458	(11-24) Voshon Lenard	Denver, 2004
4-Game Series:	.571	(4-7) Terry Porter	San Antonio, 2001
3-Game Series:	.727	(8-11) Dirk Nowitzki	Dallas, 2002
Game:	1.000	(3-3) Terry Porter	@ San Antonio, 4/23/01;
		(3-3) Dirk Nowitzki	Dallas @ Minnesota, 4/28/02

MOST FREE THROWS MADE

7-Game Series:	28	Mike Bibby	Sacramento, 2004
6-Game Series:	45	Kobe Bryant	L.A. Lakers, 2003
5-Game Series:	24	Gary Payton	Seattle, 1998
4-Game Series:	24	David Robinson	San Antonio, 2001
3-Game Series:	32	Dirk Nowitzki	Dallas, 2002
Game:	16	Kobe Bryant	@ L.A. Lakers, 4/27/03

MOST FREE THROWS ATTEMPTED

7-Game Series:	32	Mike Bibby	Sacramento, 2004
6-Game Series:	93	Shaquille O'Neal	L.A. Lakers, 2004
5-Game Series:	27	Gary Payton	Seattle, 1998
4-Game Series:	34	Tim Duncan	San Antonio, 2001
3-Game Series:	36	Dirk Nowitzki	Dallas, 2002
Game:	22	Shaquille O'Neal	@ L.A. Lakers, 5/25/04

HIGHEST FREE-THROW PERCENTAGE

7-Game Series:	.875	(28-32) Mike Bibby	Sacramento, 2004
6-Game Series:	.865	(45-52) Kobe Bryant	L.A. Lakers, 2003
5-Game Series:	.913	(21-23) Hersey Hawkins	Seattle, 1998
4-Game Series:	1.000	(11-11) Steve Smith	Portland, 2000
3-Game Series:	1.000	(17-17) Steve Nash	Dallas, 2002
Game:	1.000	(10-10) Steve Nash	Dallas @ Minnesota, 4/28/02

MOST REBOUNDS

7-Game Series:	63	Brad Miller	Sacramento, 2004
6-Game Series:	94	Shaquille O'Neal	L.A. Lakers, 2004
5-Game Series:	57	Marcus Camby	Denver, 2004
4-Game Series:	52	Tim Duncan	San Antonio, 2001
3-Game Series:	47	Dirk Nowitzki	Dallas, 2002
Game:	23	Shaquille O'Neal	@ L.A. Lakers, 4/27/03



OPPONENT INDIVIDUAL PLAYOFF RECORDS

MOST OFFENSIVE REBOUNDS

7-Game Series:	19	Brad Miller	Sacramento, 2004
6-Game Series:	32	Shaquille O'Neal	L.A. Lakers, 2004
5-Game Series:	23	Vin Baker	Seattle, 1998
4-Game Series:	17	Tim Duncan	San Antonio, 1999
3-Game Series:	11	Charles Barkley	Houston, 1997
Game:	10	Shaquille O'Neal	@ L.A. Lakers, 4/27/03

MOST DEFENSIVE REBOUNDS

7-Game Series:	44	Brad Miller/Chris Webber	Sacramento, 2004
6-Game Series:	63	Shaquille O'Neal	L.A. Lakers, 2003
5-Game Series:	43	Marcus Camby	Denver, 2004
4-Game Series:	39	David Robinson	San Antonio, 2001
3-Game Series:	42	Dirk Nowitzki	Dallas, 2002
Game:	15	Shaquille O'Neal	@ L.A. Lakers, 5/27/04

MOST ASSISTS

7-Game Series:	61	Mike Bibby	Sacramento, 2004
6-Game Series:	40	Kobe Bryant	L.A. Lakers, 2003
5-Game Series:	28	Gary Payton	Seattle, 1998
4-Game Series:	25	Avery Johnson	San Antonio, 1999
3-Game Series:	27	Steve Nash	Dallas, 2002
Game:	12	Mike Bibby	@ Sacramento, 5/12/04

MOST BLOCKED SHOTS

7-Game Series:	8	Brad Miller	Sacramento, 2004
6-Game Series:	18	Shaquille O'Neal	L.A. Lakers, 2004
5-Game Series:	9	Vin Baker	Seattle, 1998
4-Game Series:	12	Tim Duncan	San Antonio, 1999
3-Game Series:	9	Hakeem Olajuwon	Houston, 1997
Game:	5	Most recently: Shaquille O'Neal	@ L.A. Lakers, 4/24/03 (OT)

MOST STEALS

7-Game Series:	14	Peja Stojakovic	Sacramento, 2004
6-Game Series:	13	Derek Fisher	L.A. Lakers, 2003
5-Game Series:	10	Hersey Hawkins/Gary Payton	Seattle, 1998
4-Game Series:	8	David Robinson	San Antonio, 1999
3-Game Series:	9	Dirk Nowitzki	Dallas, 2002
Game:	4	Most recently: Mike Bibby	Sacramento @ Minnesota, 5/4/04

MOST PERSONAL FOULS

7-Game Series:	27	Brad Miller	Sacramento, 2004
6-Game Series:	23	Robert Horry	L.A. Lakers, 2003;
		Karl Malone	L.A. Lakers, 2004
5-Game Series:	22	Nenê	Denver, 2004
4-Game Series:	16	Arvydas Sabonis	Portland, 2000
3-Game Series:	15	Raef LaFrentz	Dallas, 2002
Game:	6	Most recently: Shaquille O'Neal	L.A. Lakers @ Minnesota, 5/29/04

MOST TURNOVERS

7-Game Series:	22	Mike Bibby	Sacramento, 2004
6-Game Series:	17	Kobe Bryant	L.A. Lakers, 2004
5-Game Series:	17	Carmelo Anthony	Denver, 2004
4-Game Series:	13	Derek Anderson	San Antonio, 2001
3-Game Series:	10	Charles Barkley	Houston, 1997
Game:	7	Carmelo Anthony	Denver @ Minnesota, 4/21/04

MOST MINUTES PLAYED

7-Game Series:	305	Peja Stojakovic	Sacramento, 2004
6-Game Series:	271	Kobe Bryant	L.A. Lakers, 2003
5-Game Series:	212	Gary Payton	Seattle, 1998
4-Game Series:	170	Tim Duncan	San Antonio, 1999
3-Game Series:	139	Michael Finley	Dallas, 2002
Game (Reg.):	48	Gary Payton	@ Seattle, 5/2/98;
		Michael Finley	Dallas @ Minnesota, 4/28/02
Game (OT):	51	Kobe Bryant	@ L.A. Lakers, 4/24/03



OPPONENT TEAM PLAYOFF HIGHS

MOST POINTS			
Game:	125	Houston @ Minnesota	4/29/97
Half:	67	Dallas @ Minnesota (1st)	4/28/02
Quarter:	40	Dallas @ Minnesota (1st)	4/28/02
Overtime:	9	@ L.A. Lakers	4/24/03;
		@ Sacramento	5/10/04
MOST FIELD GOALS MADE			
Game:	46	@ Dallas	4/24/02
MOST FIELD GOALS ATTEMPTED			
Game:	98	@ L.A. Lakers	4/24/03 (OT)
	95	@ Denver	4/24/04
HIGHEST FIELD-GOAL PERCENTAGE			
Game:	.603	(44-73) Houston @ Minnesota	4/29/97
MOST THREE-POINT FIELD GOALS MADE			
Game:	15	Houston @ Minnesota	4/29/97
MOST THREE-POINT FIELD GOALS ATTEMPTED			
Game:	28	Houston @ Minnesota	4/29/97
HIGHEST THREE-POINT FIELD-GOAL PERCENTAGE			
Game:	.571	(8-14) San Antonio @ Minnesota	4/30/01
MOST FREE THROWS MADE			
Game:	32	San Antonio @ Minnesota	5/15/99;
		Dallas @ Minnesota	4/28/02
MOST FREE THROWS ATTEMPTED			
Game:	43	@ L.A. Lakers	5/25/04
HIGHEST FREE-THROW PERCENTAGE			
Game:	.944	(17-18) Portland @ Minnesota	4/30/00
MOST REBOUNDS			
Game:	58	@ Houston	4/24/97
MOST OFFENSIVE REBOUNDS			
Game:	20	@ Denver	4/24/04;
		@ Denver	4/27/04
MOST DEFENSIVE REBOUNDS			
Game:	42	@ Houston	4/24/97
MOST ASSISTS			
Game:	34	@ L.A. Lakers	5/1/03
MOST BLOCKED SHOTS			
Game:	10	@ Dallas	4/21/02
MOST STEALS			
Game:	13	Most recently: Sacramento @ Minnesota	5/4/04
MOST PERSONAL FOULS			
Game:	31	L.A. Lakers @ Minnesota	4/22/03
MOST TURNOVERS			
Game:	19	Denver @ Minnesota	4/30/04

OPPONENT TEAM PLAYOFF LOWS

FEWEST POINTS			
Game:	71	@ San Antonio	5/11/99;
		L.A. Lakers @ Minnesota	5/23/04
Half:	31	@ San Antonio (1st)	5/11/99;
		Sacramento @ Minnesota (1st)	5/19/04
Quarter:	9	Denver @ Minnesota (2nd)	4/21/04
Overtime:	9	@ L.A. Lakers	4/24/03;
		@ Sacramento	5/10/04
FEWEST FIELD GOALS MADE			
Game:	25	@ San Antonio	5/11/99;
		L.A. Lakers @ Minnesota	5/23/04
FEWEST FIELD GOALS ATTEMPTED			
Game:	63	@ San Antonio	5/11/99
LOWEST FIELD-GOAL PERCENTAGE			
Game:	.333	(27-81) Sacramento @ Minnesota	5/14/04
FEWEST THREE-POINT FIELD GOALS MADE			
Game:	0	@ San Antonio	5/11/99
FEWEST THREE-POINT FIELD GOALS ATTEMPTED			
Game:	7	@ San Antonio	5/9/99
LOWEST THREE-POINT FIELD-GOAL PERCENTAGE			
Game:	.000	(0-8) @ San Antonio	5/11/99
FEWEST FREE THROWS MADE			
Game:	6	Denver @ Minnesota	4/30/04
FEWEST FREE THROWS ATTEMPTED			
Game:	10	Denver @ Minnesota	4/30/04
LOWEST FREE-THROW PERCENTAGE			
Game:	.471	(8-17) Sacramento @ Minnesota	5/19/04
FEWEST REBOUNDS			
Game:	28	Portland @ Minnesota	4/30/00
FEWEST OFFENSIVE REBOUNDS			
Game:	4	Houston @ Minnesota	4/29/97;
		@ Dallas	4/21/02
FEWEST DEFENSIVE REBOUNDS			
Game:	19	Portland @ Minnesota	4/30/00
FEWEST ASSISTS			
Game:	11	@ San Antonio	5/11/99
FEWEST BLOCKED SHOTS			
Game:	1	Most recently: Sacramento @ Minnesota	5/19/04
FEWEST STEALS			
Game:	1	@ Houston	4/24/97
FEWEST PERSONAL FOULS			
Game:	14	@ San Antonio	5/11/99
FEWEST TURNOVERS			
Game:	6	@ Dallas	4/24/02



2004 PLAYOFFS VS. L.A. LAKERS

WESTERN CONFERENCE FINALS: Los Angeles wins series, 4-2

GAME 1 – MAY 21 AT TARGET CENTER

	1	2	3	4		FINAL	Attendance – 19,552	Time – 2:26	
L.A. Lakers	23	23	32	19	—	97	HIGH SCORER	HIGH REB.	HIGH ASSIST
Minnesota	24	20	23	21	—	88	O'Neal 27	O'Neal 18	Bryant/Fisher 6
							Sprewell 23	Olowokandi 11	Cassell 8

GAME 2 – MAY 23 AT TARGET CENTER

	1	2	3	4		FINAL	Attendance – 19,707	Time – 2:32	
L.A. Lakers	24	13	19	15	—	71	HIGH SCORER	HIGH REB.	HIGH ASSIST
Minnesota	32	19	17	21	—	89	Bryant 27	O'Neal 16	Bryant 6
							Garnett 24	Garnett 11	Sprewell 8

GAME 3 – MAY 25 AT STAPLES CENTER

	1	2	3	4		FINAL	Attendance – 18,997	Time – 2:37	
Minnesota	17	18	30	24	—	89	HIGH SCORER	HIGH REB.	HIGH ASSIST
L.A. Lakers	24	20	26	30	—	100	Garnett 22	Garnett 11	Garnett 7
							Bryant/O'Neal 22	O'Neal 17	Payton 9

GAME 4 – MAY 27 AT STAPLES CENTER

	1	2	3	4		FINAL	Attendance – 18,997	Time – 2:29	
Minnesota	24	16	20	25	—	85	HIGH SCORER	HIGH REB.	HIGH ASSIST
L.A. Lakers	23	22	30	17	—	92	Garnett 28	Garnett 13	Garnett 9
							Bryant 31	O'Neal 19	Malone 8

GAME 5 – MAY 29 AT TARGET CENTER

	1	2	3	4		FINAL	Attendance – 20,109	Time – 2:35	
L.A. Lakers	21	19	23	33	—	96	HIGH SCORER	HIGH REB.	HIGH ASSIST
Minnesota	14	32	27	25	—	98	Bryant 23	O'Neal 13	Bryant 7
							Garnett 30	Garnett 19	Sprewell 5

GAME 6 – MAY 31 AT STAPLES CENTER

	1	2	3	4		FINAL	Attendance – 18,997	Time – 2:40	
Minnesota	17	29	22	22	—	90	HIGH SCORER	HIGH REB.	HIGH ASSIST
L.A. Lakers	28	20	19	29	—	96	Sprewell 27	Garnett 17	Martin/Sprewell 5
							O'Neal 25	O'Neal 11	Payton 8



2004 PLAYOFF STATS VS. LAKERS (2-4)

PLAYER	G	GS	MIN	FG-A	PCT	3FG-A	PCT	FT-A	PCT	--REBOUNDS--			AST	PF-DQ	STL	TO	BLK	PTS	AVG
										OFF	DEF	TOT							
Garnett	6	6	265	57-123	.463	3-7	.429	25-32	.781	13	68	81	27	20-2	7	22	7	142	23.7
Sprewell	6	6	261	44-108	.407	10-34	.294	27-31	.871	4	20	24	30	10-0	9	14	0	125	20.8
Szczerbiak	6	0	182	28-68	.412	7-21	.333	26-28	.929	5	22	27	13	19-0	5	17	1	89	14.8
Cassell	4	3	64	13-30	.433	4-11	.364	7-7	1.000	0	2	2	10	7-0	1	3	1	37	9.3
Hassell	6	6	126	16-26	.615	1-1	1.000	4-4	1.000	2	1	3	7	15-0	3	1	0	37	6.2
Martin	5	3	106	9-31	.290	2-11	.182	8-8	1.000	4	4	8	14	6-0	2	1	0	28	5.6
Hoiberg	6	0	148	13-28	.464	4-10	.400	3-3	1.000	5	23	28	8	9-0	3	3	0	33	5.5
Madsen	6	0	72	8-14	.571	0-0	.000	2-4	.500	9	7	16	1	21-0	1	2	0	18	3.0
Johnson	6	4	80	5-7	.714	0-0	.000	3-6	.500	3	16	19	1	20-0	2	1	3	13	2.2
Olowokandi	6	2	102	5-16	.313	0-1	.000	3-4	.750	8	20	28	0	26-0	0	6	5	13	2.2
Trent	3	0	7	1-2	.500	0-1	.000	0-0	.000	1	0	1	0	0-0	0	0	0	2	0.7
Miller	5	0	27	1-4	.250	0-0	.000	0-0	.000	0	5	5	1	12-0	0	2	3	2	0.4
TIMBERWOLVES	6		1440	200-457	.438	31-97	.320	108-127	.850	54	188	242	112	165-2	33	77	20	539	89.8
LAKERS	6		1440	203-448	.453	38-108	.352	108-186	.581	72	180	252	152	126-1	33	66	27	552	92.0

2004 PLAYOFFS VS. SACRAMENTO KINGS

WESTERN CONFERENCE SEMIFINALS: Minnesota wins series, 4-3

GAME 1 – MAY 4 AT TARGET CENTER

	1	2	3	4		FINAL	Attendance – 18,792	Time – 2:25	
							HIGH SCORER	HIGH REB.	HIGH ASSIST
Sacramento	34	14	25	31	—	104	Bibby 33	Miller 10	Bibby 7
Minnesota	27	20	26	25	—	98	Cassell 40	Garnett 18	Garnett 7

GAME 2 – MAY 8 AT TARGET CENTER

	1	2	3	4		FINAL	Attendance – 19,599	Time – 2:33	
							HIGH SCORER	HIGH REB.	HIGH ASSIST
Sacramento	12	27	31	19	—	89	Stojakovic 26	Miller 11	Bibby 8
Minnesota	17	32	24	21	—	94	Garnett 28	Garnett/Johnson 11	Cassell 7

GAME 3 – MAY 10 AT ARCO ARENA

	1	2	3	4	OT	FINAL	Attendance – 17,317	Time – 3:08	
							HIGH SCORER	HIGH REB.	HIGH ASSIST
Minnesota	22	24	33	25	10	114	Garnett 30	Garnett 15	Sprewell 6
Sacramento	18	28	23	35	9	113	Stojakovic 29	Christie 12	Bibby 10

GAME 4 – MAY 12 AT ARCO ARENA

	1	2	3	4		Final	Attendance – 17,317	Time – 2:30	
							High Scorer	High Reb.	High Assist
Minnesota	15	16	26	24	—	81	Garnett 19	Garnett 21	Cassell/Garnett 6
Sacramento	21	21	17	28	—	87	Webber 28	Webber 8	Bibby 12

GAME 5 – MAY 14 AT TARGET CENTER

	1	2	3	4		FINAL	Attendance – 19,818	Time – 2:35	
							HIGH SCORER	HIGH REB.	HIGH ASSIST
Sacramento	18	16	23	17	—	74	Bibby 14	Miller 10	Bibby 6
Minnesota	18	20	26	22	—	86	Sprewell 34	Madsen 13	Cassell 7

GAME 6 – MAY 16 AT ARCO ARENA

	1	2	3	4		FINAL	Attendance – 17,317	Time – 2:26	
							HIGH SCORER	HIGH REB.	HIGH ASSIST
Minnesota	30	14	19	24	—	87	Sprewell 27	Garnett 10	Garnett 5
Sacramento	24	33	21	26	—	104	Stojakovic 22	Stojakovic 8	Bibby 10

GAME 7 – MAY 19 AT TARGET CENTER

	1	2	3	4		FINAL	Attendance – 19,944	Time – 2:34	
							HIGH SCORER	HIGH REB.	HIGH ASSIST
Sacramento	16	15	29	20	—	80	Christie 21	Three players 8	Bibby 8
Minnesota	22	19	21	21	—	83	Garnett 32	Garnett 21	Cassell 7



2004 PLAYOFF STATS VS. KINGS (4-3)

PLAYER	G	GS	MIN	FG-A	PCT	3FG-A	PCT	FT-A	PCT	--REBOUNDS--			AST	PF-DQ	STL	TO	BLK	PTS	AVG
										OFF	DEF	TOT							
Garnett	7	7	311	62-141	.440	2-8	.250	41-50	.820	18	90	108	30	20-0	12	31	24	167	23.9
Sprewell	7	7	308	51-123	.415	13-37	.351	18-25	.720	3	34	37	26	15-0	11	23	6	133	19.0
Cassell	7	7	249	45-97	.464	11-29	.379	24-32	.750	1	20	21	38	33-2	8	20	1	125	17.9
Hassell	7	7	203	29-63	.460	0-1	.000	6-6	1.000	8	10	18	13	15-0	0	9	6	64	9.1
Hoiberg	7	0	192	18-40	.450	15-30	.500	10-11	.909	3	26	29	11	13-0	8	4	0	61	8.7
Szczerbiak	3	0	44	8-18	.444	0-2	.000	6-6	1.000	4	2	6	4	3-0	1	2	0	22	7.3
Madsen	6	0	103	6-13	.462	0-0	.000	8-16	.500	15	14	29	1	18-0	3	4	2	20	3.3
Trent	6	0	55	6-18	.333	0-1	.000	5-8	.625	5	5	10	1	11-0	0	3	0	17	2.8
Johnson	7	7	156	9-21	.429	0-0	.000	1-1	1.000	13	27	40	8	19-0	6	1	3	19	2.7
Martin	6	0	42	2-11	.182	2-4	.500	5-6	.833	1	3	4	3	8-0	1	4	0	11	1.8
Olowokandi	4	0	42	2-9	.222	0-0	.000	0-0	.000	3	8	11	0	9-0	2	6	1	4	1.0
TIMBERWOLVES	7		1705	238-554	.430	43-112	.384	124-161	.770	74	239	313	135	164-2	52	111	43	643	91.9
KINGS	7		1705	237-574	.413	37-111	.333	140-177	.791	68	221	289	163	144-1	63	90	21	651	93.0

2004 PLAYOFFS VS. DENVER NUGGETS

FIRST ROUND: Minnesota wins series, 4-1

GAME 1 – APRIL 18 AT TARGET CENTER

	1	2	3	4		FINAL	Attendance – 18,503	Time – 2:28	HIGH ASSIST
Denver	22	20	26	24	—	92	HIGH SCORER	Camby 8	Boykins 5
Minnesota	31	20	28	27	—	106	Anthony/Camby 19	Garnett 20	Garnett/Sprewell 4
							Cassell 40		

GAME 2 – APRIL 21 AT TARGET CENTER

	1	2	3	4		FINAL	Attendance – 18,101	Time – 2:27	HIGH ASSIST
Denver	27	9	18	27	—	81	HIGH SCORER	Anthony 9	Anthony/Nené 3
Minnesota	28	22	16	29	—	95	Lenard 24	Garnett 22	Garnett 10
							Sprewell 31		

GAME 3 – APRIL 24 AT PEPSI CENTER

	1	2	3	4	OT	FINAL	Attendance – 19,713	Time – 2:28	HIGH ASSIST
Minnesota	18	23	25	20	—	86	HIGH SCORER	Garnett 11	Garnett 8
Denver	30	24	31	22	—	107	Sprewell 25	Camby 16	Miller 6
							Anthony 24		

GAME 4 – APRIL 27 AT PEPSI CENTER

	1	2	3	4		FINAL	Attendance – 19,694	Time – 2:41	HIGH ASSIST
Minnesota	20	16	30	18	—	84	HIGH SCORER	Garnett 14	Garnett 5
Denver	20	16	27	19	—	82	Garnett 27	Camby 14	Camby 5
							Lenard 28		

GAME 5 – APRIL 30 AT TARGET CENTER

	1	2	3	4		FINAL	Attendance – 19,890	Time – 2:34	HIGH ASSIST
Denver	19	26	21	25	—	91	HIGH SCORER	Camby 15	Boykins/Lenard 4
Minnesota	28	29	17	28	—	102	Camby/Miller 21	Garnett/Madsen 7	Garnett 8
							Garnett 28		



2004 PLAYOFF STATS VS. NUGGETS (4-1)

PLAYER	G	GS	MIN	FG-A	PCT	3FG-A	PCT	FT-A	PCT	--REBOUNDS--			AST	PF-DQ	STL	TO	BLK	PTS	AVG
										OFF	DEF	TOT							
Garnett	5	5	207	49-108	.454	0-1	.000	31-43	.721	8	66	74	35	17-0	5	22	10	129	25.8
Cassell	5	5	184	36-75	.480	10-20	.500	21-22	.955	2	15	17	22	13-0	3	20	1	103	20.6
Sprewell	5	5	202	35-78	.449	14-25	.560	15-21	.714	4	14	18	16	10-0	9	10	6	99	19.8
Szczerbiak	3	0	72	11-26	.423	3-6	.500	6-7	.857	0	6	6	3	9-0	0	5	1	31	10.3
Hassell	5	5	143	17-30	.567	0-0	.000	3-6	.500	11	12	23	7	12-0	7	6	1	37	7.4
Hoiberg	5	0	98	8-18	.444	3-8	.375	2-2	1.000	1	8	9	4	7-0	5	1	0	21	4.2
Johnson	5	5	120	5-10	.500	0-0	.000	6-9	.667	11	14	25	4	17-0	3	4	4	16	3.2
Olowokandi	5	0	80	5-12	.417	0-0	.000	4-4	1.000	5	8	13	2	15-0	0	5	5	14	2.8
Martin	5	0	34	3-9	.333	2-5	.400	3-6	.500	0	2	2	6	3-0	1	3	0	11	2.2
Madsen	5	0	47	3-5	.600	0-0	.000	3-9	.333	4	9	13	0	4-0	1	1	2	9	1.8
Trent	4	0	9	1-5	.200	0-0	.000	0-0	.000	0	1	1	1	0-0	0	0	0	2	0.5
Miller	3	0	4	0-0	.000	0-0	.000	1-2	.500	0	0	0	0	1-0	0	1	0	1	0.3
TIMBERWOLVES	5		1200	173-376	.460	32-65	.492	95-131	.725	46	155	201	100	108-0	34	82	30	473	94.6
NUGGETS	5		1200	186-436	.427	22-65	.338	59-84	.702	72	144	216	102	121-2	39	71	14	453	90.6

2003 PLAYOFFS VS. L.A. LAKERS

FIRST ROUND: Los Angeles wins series, 4-2

GAME 1 – APRIL 20 AT TARGET CENTER

	1	2	3	4		FINAL	Attendance – 17,097	Time – 2:18	HIGH REB.	HIGH ASSIST
L.A. Lakers	39	27	22	29	—	117	HIGH SCORER	O'Neal 10	Bryant/Horry 8	
Minnesota	23	29	24	22	—	98	Bryant 39	Garnett 14	Garnett 7	
							Garnett 23			

GAME 2 – APRIL 22 AT TARGET CENTER

	1	2	3	4		FINAL	Attendance – 17,132	Time – 2:29	HIGH REB.	HIGH ASSIST
L.A. Lakers	23	20	24	24	—	91	HIGH SCORER	O'Neal 14	Bryant 8	
Minnesota	28	29	31	31	—	119	Bryant/O'Neal 27	Garnett 20	Hudson 10	
							Hudson 37			

GAME 3 – APRIL 24 AT STAPLES CENTER

	1	2	3	4	OT	FINAL	Attendance – 18,997	Time – 3:15	HIGH REB.	HIGH ASSIST
Minnesota	29	23	28	21	13	—	HIGH SCORER	Garnett 33	Garnett 14 Strickland 7	
L.A. Lakers	24	22	25	30	9	—	114	Bryant 30	O'Neal 17 Bryant 6	
							110			

GAME 4 – APRIL 27 AT STAPLES CENTER

	1	2	3	4		FINAL	Attendance – 18,997	Time – 2:40	HIGH REB.	HIGH ASSIST
Minnesota	26	19	29	23	—	97	HIGH SCORER	Garnett 18	Garnett 5	
L.A. Lakers	25	18	28	31	—	102	Garnett/Hudson 28	O'Neal 23	O'Neal 6	
							O'Neal 34			

GAME 5 – APRIL 29 AT TARGET CENTER

	1	2	3	4		FINAL	Attendance – 20,098	Time – 2:21	HIGH REB.	HIGH ASSIST
L. A. Lakers	28	30	36	26	—	120	HIGH SCORER	O'Neal 11	George 6	
Minnesota	25	23	25	17	—	90	Bryant 32	Garnett 16	Hudson 7	
							Garnett 25			

GAME 6 – MAY 1 AT STAPLES CENTER

	1	2	3	4		FINAL	Attendance – 18,997	Time – 2:30	HIGH REB.	HIGH ASSIST
Minnesota	30	13	20	22	—	85	HIGH SCORER	Garnett 12	Garnett/Szczerbiak 5	
L.A. Lakers	25	22	22	32	—	101	Garnett/Hudson 18	O'Neal 17	O'Neal 9	
							Bryant 31			



2003 PLAYOFF STATS VS. LAKERS (2-4)

PLAYER	G	GS	MIN	FG-A	PCT	3FG-A	PCT	FT-A	PCT	--REBOUNDS--			AST	PF-DQ	STL	TO	BLK	PTS	AVG
										OFF	DEF	TOT							
Garnett	6	6	265	71-138	.514	3-9	.333	17-28	.607	11	83	94	31	23-1	10	18	10	162	27.0
Hudson	6	6	221	44-106	.415	17-39	.436	36-38	.947	1	11	12	33	5-0	8	16	0	141	23.5
Szczerbiak	6	6	252	29-61	.475	3-14	.214	26-30	.867	6	24	30	13	19-0	6	18	1	87	14.5
Jackson	6	0	110	17-32	.531	0-1	.000	16-19	.842	10	23	33	8	19-0	2	9	1	50	8.3
Nesterovic	6	6	169	19-38	.500	0-0	.000	4-6	.667	9	21	30	4	28-1	1	5	4	42	7.0
Gill	6	0	118	10-27	.370	2-4	.500	9-14	.643	6	7	13	7	12-0	4	4	1	31	5.2
Peeler	6	5	166	13-38	.342	2-16	.125	1-2	.500	5	16	21	18	14-0	4	4	1	29	4.8
Strickland	6	0	73	11-21	.524	0-0	.000	6-6	1.000	0	6	6	17	5-0	4	8	2	28	4.7
Smith	5	1	40	4-6	.667	0-0	.000	6-6	1.000	0	6	6	0	14-0	1	3	1	14	2.8
Trent	6	0	42	5-14	.357	0-0	.000	4-6	.667	4	3	7	1	6-0	1	4	0	14	2.3
Woods	2	0	2	1-3	.333	0-0	.000	0-0	.000	1	0	1	0	0-0	0	0	0	2	1.0
Wilks	4	0	7	1-2	.500	1-1	1.000	0-0	.000	0	0	0	0	0-0	0	0	0	3	0.8
TIMBERWOLVES	6		1465	225-486	.463	28-84	.333	125-155	.806	53	200	253	132	145-2	41	95	21	603	100.5
LAKERS	6		1465	240-531	.452	49-133	.368	112-162	.691	82	182	264	156	144-2	51	72	34	641	106.8

2002 PLAYOFFS VS. DALLAS MAVERICKS

FIRST ROUND: Dallas wins series, 3-0

GAME 1 – APRIL 21 AT AMERICAN AIRLINES CENTER

	1	2	3	4			Attendance – 20,010	Time – 2:33	
					FINAL	HIGH SCORER		HIGH REB.	HIGH ASSIST
Minnesota	31	16	26	21	94	Billups 25		Garnett 21	Billups 9
Dallas	22	28	23	28	101	Nowitzki 30		Nowitzki 15	Van Exel 7

GAME 2 – APRIL 24 AT AMERICAN AIRLINES CENTER

	1	2	3	4			Attendance – 20,084	Time – 2:29	
					FINAL	HIGH SCORER		HIGH REB.	HIGH ASSIST
Minnesota	28	31	27	24	110	Garnett 31		Garnett 18	Billups/Garnett 4
Dallas	33	30	34	25	122	Nowitzki 31		Nowitzki 15	Nash 10

GAME 3 – APRIL 28 AT TARGET CENTER

	1	2	3	4	OT			Time – 2:37	
						FINAL	HIGH SCORER	HIGH REB.	HIGH ASSIST
Dallas	40	27	30	18	—	115	Nowitzki 39	Nowitzki 17	Nash 11
Minnesota	28	29	22	23	—	102	Garnett 22	Garnett 17	Garnett 5



2002 PLAYOFF STATS VS. MAVERICKS (0-3)

PLAYER	G	GS	MIN	FG-A	PCT	3FG-A	PCT	FT-A	PCT	--REBOUNDS--			AST	PF-DQ	STL	TO	BLK	PTS	AVG
										OFF	DEF	TOT							
Garnett	3	3	130	24-56	.429	1-2	.500	23-32	.719	16	40	56	15	11-0	5	12	5	72	24.0
Billups	3	3	134	23-51	.451	6-15	.400	14-20	.700	1	14	15	17	14-1	3	9	1	66	22.0
Szczerbiak	3	3	131	21-44	.477	2-9	.222	16-18	.889	9	12	21	6	8-0	2	8	0	60	20.0
Nesterovic	3	3	92	15-31	.484	0-0	.000	4-9	.444	6	14	20	3	10-0	1	4	0	34	11.3
Peeler	3	0	67	9-20	.450	5-9	.556	4-6	.667	1	12	13	2	5-0	4	6	0	27	9.0
Trent	3	0	48	8-16	.500	0-0	.000	3-6	.500	5	4	9	1	8-0	0	3	0	19	6.3
Smith	3	1	43	3-7	.429	0-0	.000	7-8	.875	4	7	11	0	8-0	0	1	1	13	4.3
Mitchell	3	2	34	3-9	.333	0-0	.000	2-2	1.000	0	2	2	3	5-0	1	0	1	8	2.7
Lopez	3	0	30	1-4	.250	1-2	.500	1-2	.500	1	0	1	1	6-0	1	1	0	4	1.3
Pack	3	0	10	1-5	.200	0-1	.000	1-1	1.000	0	0	0	0	5-0	0	1	0	3	1.0
Jackson	1	0	1	0-0	.000	0-0	.000	0-0	.000	0	0	0	0	1-0	0	0	0	0	0.0
TIMBERWOLVES	3		720	108-243	.444	15-38	.395	75-104	.721	43	105	148	48	81-1	17	47	8	306	102.0
MAVERICKS	3		720	118-256	.461	31-69	.449	71-81	.877	25	99	124	58	81-2	21	32	16	338	112.7

2001 PLAYOFFS VS. SAN ANTONIO SPURS

FIRST ROUND: San Antonio wins series, 3-1

GAME 1 – APRIL 21 AT THE ALAMODOME

	1	2	3	4		FINAL	Attendance – 33,983	Time – 2:29	HIGH ASSIST
							HIGH SCORER	HIGH REB.	
Minnesota	24	13	28	17	—	82	Garnett 25	Garnett 13	Brandon 8
San Antonio	25	26	12	24	—	87	Duncan 33	Duncan 15	Duncan/Ferry 4

GAME 2 – APRIL 23 AT THE ALAMODOME

	1	2	3	4		FINAL	Attendance – 31,759	Time – 2:19	HIGH ASSIST
							HIGH SCORER	HIGH REB.	
Minnesota	16	20	15	18	—	69	Garnett 18	Garnett 12	Six with 2
San Antonio	20	30	24	12	—	86	Duncan 18	Duncan/Robinson 11	Duncan/Porter 4

GAME 3 – APRIL 28 AT TARGET CENTER

	1	2	3	4	OT	FINAL	Attendance – 17,676	Time – 2:32	HIGH ASSIST
							HIGH SCORER	HIGH REB.	
San Antonio	19	23	24	18	—	84	Robinson 22	Robinson 17	Anderson 4
Minnesota	24	23	21	25	—	93	Garnett 22	Garnett 8	Brandon 9

GAME 4 – APRIL 30 AT TARGET CENTER

	1	2	3	4	OT	FINAL	Attendance – 16,336	Time – 2:25	HIGH ASSIST
							HIGH SCORER	HIGH REB.	
San Antonio	19	25	27	26	—	97	Duncan 24	Duncan 16	Anderson 6
Minnesota	19	24	20	21	—	84	Szczerbiak 20	Garnett 15	Brandon 6



2002 PLAYOFF STATS VS. SPURS (1-3)

PLAYER	G	GS	MIN	FG-A	PCT	3FG-A	PCT	FT-A	PCT	--REBOUNDS--			AST	PF-DQ	STL	TO	BLK	PTS	AVG
										OFF	DEF	TOT							
Garnett	4	4	165	27-58	.466	0-3	.000	30-36	.833	10	38	48	17	13-0	4	6	6	84	21.0
Brandon	4	4	153	27-62	.435	4-9	.444	3-3	1.000	2	15	17	25	10-0	4	8	2	61	15.3
Szczerbiak	4	4	143	18-37	.486	0-1	.000	20-25	.800	4	14	18	10	6-0	5	12	3	56	14.0
Peeler	4	4	137	14-53	.264	6-17	.353	0-0	.000	3	11	14	7	10-0	7	6	1	34	8.5
Ellis	4	0	77	9-23	.391	0-1	.000	6-8	.750	7	7	14	0	13-0	1	5	3	24	6.0
Garrett	3	2	41	4-12	.333	0-0	.000	5-6	.833	2	7	9	0	6-0	1	0	1	13	4.3
Lopez	4	0	55	7-22	.318	1-5	.200	2-3	.667	4	7	11	5	5-0	4	2	0	17	4.3
Avery	2	0	12	3-6	.500	1-2	.500	0-0	.000	0	1	1	2	0-0	0	0	1	7	3.5
Slater	4	0	52	6-16	.375	0-0	.000	1-2	.500	5	9	14	0	15-1	2	3	3	13	3.3
Nesterovic	4	2	49	5-13	.385	0-0	.000	0-0	.000	5	7	12	3	9-0	1	3	3	10	2.5
Mitchell	4	0	50	2-10	.200	0-1	.000	2-2	1.000	1	6	7	3	5-0	1	1	0	6	1.5
Billups	3	0	26	1-6	.167	0-1	.000	1-1	1.000	1	4	5	2	5-0	0	1	0	3	1.0
TIMBERWOLVES	4		960	123-318	.387	12-40	.300	70-86	.814	44	126	170	74	97-1	30	51	23	328	82.0
SPURS	4		960	127-296	.429	24-58	.414	76-105	.724	40	132	172	76	82-0	21	56	18	354	88.5

2000 PLAYOFFS VS. PORTLAND TRAIL BLAZERS

FIRST ROUND: Portland wins series, 3-1

GAME 1 – APRIL 23 AT THE ROSE GARDEN

	1	2	3	4		FINAL	Attendance – 20,044	Time – 2:31	HIGH ASSIST
Minnesota	22	25	28	13	—	88	HIGH SCORER	HIGH REB.	Brandon 12
Portland	33	15	21	22	—	91	Sealy 23	Garnett 10	Stoudamire 4
							Pippen 28	Pippen 9	

GAME 2 – APRIL 26 AT THE ROSE GARDEN

	1	2	3	4		FINAL	Attendance – 20,568	Time – 2:32	HIGH ASSIST
Minnesota	24	17	17	24	—	82	HIGH SCORER	HIGH REB.	Brandon 6
Portland	19	21	27	19	—	86	Garnett 23	Garnett 10	Stoudamire 6
							Pippen 21	Pippen/Wallace 7	

GAME 3 – APRIL 30 AT TARGET CENTER

	1	2	3	4	OT	FINAL	Attendance – 19,006	Time – 2:24	HIGH ASSIST
Portland	20	20	28	19	—	87	HIGH SCORER	HIGH REB.	Pippen/Stoudamire 6
Minnesota	24	23	21	26	—	94	Smith 22	Grant 7	Brandon 12
							Brandon 28	Garnett 13	

GAME 4 – MAY 2 AT TARGET CENTER

	1	2	3	4	OT	FINAL	Attendance – 19,006	Time – 2:26	HIGH ASSIST
Portland	18	18	21	28	—	85	HIGH SCORER	HIGH REB.	Pippen 6
Minnesota	22	18	24	13	—	77	Wallace/Sabonis 15	Sabonis 11	Garnett 9
							Garnett 17	Garnett 10	



2000 PLAYOFF STATS VS. TRAIL BLAZERS (1-3)

PLAYER	G	GS	MIN	FG-A	PCT	3FG-A	PCT	FT-A	PCT	--REBOUNDS--			AST	PF-DQ	STL	TO	BLK	PTS	AVG
										OFF	DEF	TOT							
Brandon	4	4	162	32-63	.508	4-11	.364	10-11	.909	4	19	23	34	11-0	3	8	0	78	19.5
Garnett	4	4	171	30-78	.385	2-3	.667	13-16	.813	13	30	43	35	12-0	5	11	3	75	18.8
Sealy	4	4	122	19-41	.463	1-3	.333	11-16	.688	5	13	18	5	10-0	2	8	0	50	12.5
Peeler	4	0	90	11-24	.458	2-10	.200	6-8	.750	2	7	9	5	9-0	3	1	1	30	7.5
Nesterovic	4	4	126	11-25	.440	0-0	.000	3-6	.500	5	8	13	6	20-1	3	4	7	25	6.3
Szczerbiak	4	4	94	12-30	.400	0-3	.000	0-0	.000	2	6	8	2	7-0	3	1	1	24	6.0
Mitchell	4	0	68	9-18	.500	2-5	.400	3-3	1.000	2	5	7	2	5-0	0	4	1	23	5.8
Jackson	3	0	30	4-8	.500	1-3	.333	6-6	1.000	0	5	5	4	4-0	2	2	1	15	5.0
Smith	4	0	79	8-17	.471	0-1	.000	2-2	1.000	7	5	12	1	15-0	3	4	1	18	4.5
Garrett	3	0	16	1-2	.500	0-0	.000	1-2	.500	1	1	2	0	2-0	0	0	1	3	1.0
Hammonds	1	0	2	0-0	.000	0-0	.000	0-0	.000	0	0	0	0	0-0	0	0	0	0	0.0
TIMBERWOLVES	4		960	137-306	.448	12-39	.308	55-70	.786	41	99	140	94	95-1	24	47	16	341	85.3
TRAIL BLAZERS	4		960	125-287	.436	23-62	.371	76-91	.835	35	106	141	78	84-1	21	51	15	349	87.3



1999 PLAYOFFS VS. SAN ANTONIO SPURS

FIRST ROUND: San Antonio wins series, 3-1

GAME 1 – MAY 9 AT THE ALAMODOME

	1	2	3	4		FINAL	HIGH SCORER	Time – 2:21	HIGH REB.	HIGH ASSIST
Minnesota	26	23	17	20	—	86	Garnett 21	Garnett/Brandon 8	Brandon 11	
San Antonio	26	24	23	26	—	99	Duncan 26	Duncan 12	Johnson 10	

GAME 2 – MAY 11 AT THE ALAMODOME

	1	2	3	4		FINAL	HIGH SCORER	Time – 2:16	HIGH REB.	HIGH ASSIST
Minnesota	19	18	23	20	—	80	Garnett 23	Garnett 12	Brandon 9	
San Antonio	21	10	20	20	—	71	Duncan 18	Duncan 16	Elie 4	

GAME 3 – MAY 13 AT TARGET CENTER

	1	2	3	4	OT	FINAL	HIGH SCORER	Time – 2:07	HIGH REB.	HIGH ASSIST
San Antonio	17	27	19	22	—	85	Johnson 24	Robinson 18	Duncan/Robinson 7	
Minnesota	16	12	20	23	—	71	Garnett 23	Garnett 12	Three with 2	

GAME 4 – MAY 15 AT TARGET CENTER

	1	2	3	4	OT	FINAL	HIGH SCORER	Time – 2:31	HIGH REB.	HIGH ASSIST
San Antonio	21	23	20	28	—	92	Robinson 19	Robinson 11	Johnson 6	
Minnesota	26	16	21	22	—	85	Brandon 27	Garnett 16	Brandon/Garnett 8	



1999 PLAYOFF STATS VS. SPURS (1-3)

PLAYER	G	GS	MIN	FG-A	PCT	3FG-A	PCT	FT-A	PCT	--REBOUNDS--			AST	PF-DQ	STL	TO	BLK	PTS	AVG
										OFF	DEF	TOT							
Garnett	4	4	170	35-79	.443	0-2	.000	17-23	.739	16	32	48	15	10-0	7	13	8	87	21.8
Brandon	4	4	161	31-69	.449	3-5	.600	12-13	.923	2	28	30	28	11-0	9	14	2	77	19.3
Mitchell	4	1	131	15-40	.375	1-6	.167	9-12	.750	5	9	14	6	13-0	1	8	2	40	10.0
Smith	4	4	120	11-37	.297	0-0	.000	8-11	.727	10	16	26	5	15-0	2	5	8	30	7.5
Peeler	4	4	125	11-35	.314	5-13	.385	0-0	.000	7	9	16	6	12-1	4	4	0	27	6.8
Garrett	4	3	92	10-18	.556	0-0	.000	2-5	.400	9	7	16	5	16-1	2	2	3	22	5.5
Sealy	4	0	70	8-23	.348	0-0	.000	4-5	.800	2	4	6	3	4-0	1	2	1	20	5.0
Nesterovic	3	0	29	4-8	.500	0-0	.000	0-0	.000	4	3	7	3	4-0	0	1	0	8	2.7
Hammonds	4	0	18	0-0	.000	0-0	.000	4-4	1.000	0	2	2	0	4-0	0	1	0	4	1.0
Jackson	4	0	27	2-10	.200	0-3	.000	0-0	.000	1	3	4	2	3-0	0	1	0	4	1.0
Robinson	4	0	10	1-4	.250	1-3	.333	0-0	.000	0	1	1	0	3-0	0	3	0	3	0.8
Patterson	2	0	7	0-0	.000	0-0	.000	0-0	.000	1	3	4	2	1-0	0	1	0	0	0.0
TIMBERWOLVES	4		960	128-323	.396	10-32	.313	56-73	.767	57	117	174	75	96-2	26	58	24	322	80.5
SPURS	4		960	128-291	.440	11-39	.282	80-109	.734	43	120	163	81	71-0	35	52	23	347	86.8

1998 PLAYOFFS VS. SEATTLE SUPERSONICS

FIRST ROUND: Seattle wins series, 3-2

GAME 1 – APRIL 24 AT KEYARENA

	1	2	3	4		FINAL	Attendance – 17,072	Time – 2:08	
							HIGH SCORER	HIGH REB.	HIGH ASSIST
Minnesota	21	11	26	25	—	83	Garnett 18	Garnett 18	Marbury 5
Seattle	34	19	29	26	—	108	Baker 25	Baker 12	Payton 7

GAME 2 – APRIL 26 AT KEYARENA

	1	2	3	4		FINAL	Attendance – 17,072	Time – 2:19	
							HIGH SCORER	HIGH REB.	HIGH ASSIST
Minnesota	28	22	27	21	—	98	Marbury 25	Peeler 14	Marbury 7
Seattle	20	25	26	22	—	93	Payton 32	Schrempf 10	McMillan 6

GAME 3 – APRIL 28 AT TARGET CENTER

	1	2	3	4	OT	FINAL	Attendance – 19,006	Time – 2:16	
							HIGH SCORER	HIGH REB.	HIGH ASSIST
Seattle	28	18	26	18	—	90	Payton 26	Baker 12	Three with 5
Minnesota	24	26	17	31	—	98	Peeler 20	Garnett 8	Marbury 11

GAME 4 – APRIL 30 AT TARGET CENTER

	1	2	3	4	OT	FINAL	Attendance – 19,006	Time – 2:14	
							HIGH SCORER	HIGH REB.	HIGH ASSIST
Seattle	28	18	21	25	—	92	Payton/Hawkins 24	Baker 12	Payton 8
Minnesota	21	22	20	25	—	88	Garnett 20	Garnett 10	Marbury 7

GAME 5 – MAY 2 AT KEYARENA

	1	2	3	4	OT	FINAL	Attendance – 17,072	Time – 2:27	
							HIGH SCORER	HIGH REB.	HIGH ASSIST
Seattle	28	18	21	25	—	92	Payton/Hawkins 24	Baker 12	Payton 8
Minnesota	21	22	20	25	—	88	Garnett 20	Garnett 10	Marbury 7



1998 PLAYOFF STATS VS. SUPERSONICS (2-3)

PLAYER	G	GS	MIN	FG-A	PCT	3FG-A	PCT	FT-A	PCT	--REBOUNDS--			AST	PF-DQ	STL	TO	BLK	PTS	AVG
										OFF	DEF	TOT							
Peeler	5	5	213	31-77	.403	15-31	.484	4-4	1.000	16	22	38	18	15-0	10	8	3	81	16.2
Garnett	5	5	194	36-75	.480	0-0	.000	7-9	.778	17	31	48	20	17-0	4	22	12	79	15.8
Porter	5	4	188	27-63	.429	10-25	.400	15-18	.833	7	18	25	16	10-0	5	4	0	79	15.8
Mitchell	5	5	177	26-58	.448	3-14	.214	17-19	.895	7	20	27	8	18-0	1	5	1	72	14.4
Marbury	5	5	209	22-72	.306	7-25	.280	18-23	.783	5	11	16	38	16-0	12	18	0	69	13.8
Hammonds	5	1	113	12-28	.429	0-0	.000	12-16	.750	10	12	22	2	18-0	0	4	1	36	7.2
Jordan	2	0	29	5-8	.625	1-1	1.000	1-2	.500	3	6	9	3	5-0	1	0	0	12	6.0
Williams	4	0	58	6-15	.400	1-2	.500	7-9	.778	2	7	9	11	14-0	3	3	1	20	5.0
Wheat	1	0	3	1-2	.500	0-0	.000	0-0	.000	0	1	1	0	0-0	1	0	0	2	2.0
Roberts	1	0	8	0-1	.000	0-0	.000	1-2	.500	1	1	2	0	0-0	0	1	0	1	1.0
Curley	2	0	7	0-0	.000	0-0	.000	0-0	.000	0	0	0	0	0-0	0	0	0	0	0.0
Parks	1	0	1	0-0	.000	0-0	.000	0-0	.000	0	0	0	0	0-0	0	0	0	0	0.0
TIMBERWOLVES	5		1200	166-399	.416	37-98	.378	82-102	.804	68	129	197	116	113-0	37	70	18	451	90.2
SUPERSONICS	5		1200	180-383	.470	32-106	.302	88-113	.779	57	148	205	115	112-2	42	69	19	480	96.0



1997 PLAYOFFS VS. HOUSTON ROCKETS

FIRST ROUND: Houston wins series, 3-0

GAME 1 – APRIL 24 AT THE SUMMIT

	1	2	3	4		FINAL	Attendance – 16,285	Time – 2:10	HIGH REB.	HIGH ASSIST
Minnesota	25	23	17	30	—	95	HIGH SCORER	Marbury 28	Garrett 9	Three with 4
Houston	31	30	27	24	—	112	Elie 21	Willis 13	Drexler 8	

GAME 2 – APRIL 26 AT THE SUMMIT

	1	2	3	4		FINAL	Attendance – 16,285	Time – 2:29	HIGH REB.	HIGH ASSIST
Minnesota	20	23	22	19	—	84	HIGH SCORER	Marbury 22	Garrett 14	Marbury 6
Houston	24	17	25	30	—	96	Barkley 20	Barkley 15	Drexler 7	

GAME 3 – APRIL 29 AT TARGET CENTER

	1	2	3	4	OT	FINAL	Attendance – 19,006	Time – 2:18	HIGH REB.	HIGH ASSIST
Houston	32	27	32	34	—	125	HIGH SCORER	Maloney 26	Olajuwon 11	Drexler 9
Minnesota	29	30	32	29	—	120	Gugliotta 27	Garrett 15	Marbury 13	



1997 PLAYOFF STATS VS. ROCKETS (0-3)

PLAYER	G	GS	MIN	FG-A	PCT	3FG-A	PCT	FT-A	PCT	--REBOUNDS--			AST	PF-DQ	STL	TO	BLK	PTS	AVG
										OFF	DEF	TOT							
Marbury	3	3	117	26-65	.400	6-20	.300	6-10	.600	2	10	12	23	9-0	2	9	0	64	21.3
Gugliotta	3	3	121	23-52	.442	3-4	.750	6-10	.600	2	14	16	13	13-0	7	6	2	55	18.3
Garrett	3	3	125	24-51	.471	1-1	1.000	3-3	1.000	14	14	28	11	6-0	4	4	3	52	17.3
Garrett	3	3	118	15-29	.517	0-0	.000	8-10	.800	19	16	35	4	11-0	2	1	3	38	12.7
West	3	3	87	12-22	.545	0-2	.000	9-9	1.000	0	4	4	6	11-0	2	1	1	33	11.0
Robinson	2	0	31	5-12	.417	4-10	.400	0-0	.000	1	2	3	3	4-0	2	1	0	14	7.0
Mitchell	3	0	47	6-13	.462	0-0	.000	5-8	.625	2	5	7	1	9-0	1	1	1	17	5.7
Porter	3	0	46	5-13	.385	3-9	.333	3-4	.750	1	2	3	9	2-0	2	2	2	16	5.3
Parks	1	0	11	2-3	.667	0-0	.000	0-0	.000	0	5	5	0	5-0	1	0	0	4	4.0
Heal	2	0	3	2-2	1.000	2-2	1.000	0-0	.000	0	0	0	1	0-0	0	0	0	6	3.0
Carr	1	0	8	0-2	.000	0-2	.000	0-0	.000	0	2	2	1	0-0	0	1	0	0	0.0
Vrankovic	1	0	6	0-2	.000	0-0	.000	0-0	.000	1	0	1	0	0-0	0	0	0	0	0.0
TIMBERWOLVES	3		720	120-266	.451	19-50	.380	40-54	.741	42	74	116	72	70-0	23	28	12	299	99.7
ROCKETS	3		720	115-231	.498	35-81	.432	68-90	.756	33	100	133	87	60-0	19	43	12	333	111.0



INDIVIDUAL CAREER PLAYOFF STATS

COMPOSITE 1997-2004 (17 WINS, 30 LOSSES)

(sorted by points scored)

PLAYER	--REBOUNDS--																		PTS	AVG
	G	GS	MIN	FG-A	PCT	3FG-A	PCT	FT-A	PCT	OFF	DEF	TOT	AST	PF-DQ	STL	TO	BLK			
Garnett	47	47	2003	415-907	.458	12-36	.333	207-272	.761	136	492	628	236	149-3	63	161	88	1049	22.3	
Szczerbiak	29	17	918	127-284	.447	15-56	.268	100-114	.877	30	86	116	51	71-0	22	63	7	369	12.7	
Sprewell	18	18	771	130-309	.421	37-96	.385	60-77	.779	11	68	79	72	35-0	29	47	12	357	19.8	
Cassell	16	15	497	94-202	.465	25-60	.417	52-61	.852	3	37	40	70	53-2	12	43	3	265	16.6	
Peeler	26	18	798	89-247	.360	35-96	.365	15-20	.750	34	77	111	56	65-1	32	29	6	228	8.8	
Brandon	12	12	476	90-194	.464	11-25	.440	25-27	.926	8	62	70	87	32-0	16	30	4	216	18.0	
Mitchell	23	8	507	61-148	.412	6-26	.231	38-46	.826	17	47	64	23	55-0	5	19	6	166	7.2	
Hudson	6	6	221	44-106	.415	17-39	.436	36-38	.947	1	11	12	33	5-0	8	16	0	141	23.5	
Hassell	18	18	472	62-119	.521	1-2	.500	13-16	.813	21	23	44	27	42-0	10	16	7	138	7.7	
Marbury	8	8	326	48-137	.350	13-45	.289	24-33	.727	7	21	28	61	25-0	14	27	0	133	16.6	
Nesterovic	20	15	465	54-115	.470	0-0	.000	11-21	.524	29	53	82	19	71-2	6	17	14	119	6.0	
Hoiberg	18	0	438	39-86	.453	22-48	.458	15-16	.938	9	57	66	23	29-0	16	8	0	115	6.4	
Porter	8	4	234	32-76	.421	13-34	.382	18-22	.818	8	20	28	25	12-0	7	6	2	95	11.9	
Garrett	13	8	267	30-61	.492	0-0	.000	16-23	.696	31	31	62	9	35-1	5	3	8	76	5.8	
Smith	16	6	282	26-67	.388	0-1	.000	23-27	.852	21	34	55	6	52-0	6	13	11	75	4.7	
Sealy	8	4	192	27-64	.422	1-3	.333	15-21	.714	7	17	24	8	14-0	3	10	1	70	8.8	
Billups	6	3	160	24-57	.421	6-16	.375	15-21	.714	2	18	20	19	19-1	3	10	1	69	11.5	
Gugliotta	3	3	121	23-52	.442	3-4	.750	6-10	.600	2	14	16	13	13-0	7	6	2	55	18.3	
Trent	22	0	161	21-55	.382	0-2	.000	12-20	.600	15	13	28	4	25-0	1	10	0	54	2.5	
Jackson, M.	7	0	111	17-32	.531	0-1	.000	16-19	.842	10	23	33	8	20-0	2	9	1	50	7.1	
Martin	16	3	182	14-51	.275	6-20	.300	16-20	.800	5	9	14	23	17-0	4	8	0	50	3.1	
Johnson	18	16	356	19-38	.500	0-0	.000	10-16	.625	27	57	84	13	56-0	11	6	10	48	2.7	
Madsen	17	0	222	17-32	.531	0-0	.000	13-29	.448	28	30	58	2	43-0	5	7	4	47	2.8	
Hammonds	10	1	133	12-28	.429	0-0	.000	16-20	.800	10	14	24	2	22-0	0	5	1	40	4.0	
West	3	3	87	12-22	.545	0-2	.000	9-9	1.000	0	4	4	6	11-0	2	1	1	33	11.0	
Gill	6	0	118	10-27	.370	2-4	.500	9-14	.643	6	7	13	7	12-0	4	4	1	31	5.2	
Olowokandi	15	2	224	12-37	.324	0-1	.000	7-8	.875	16	36	52	2	50-0	2	17	11	31	2.1	
Strickland	6	0	73	11-21	.524	0-0	.000	6-6	1.000	0	6	6	17	5-0	4	8	2	28	4.7	
Ellis	4	0	77	9-23	.391	0-1	.000	6-8	.750	7	7	14	0	13-0	1	5	3	24	6.0	
Lopez	7	0	85	8-26	.308	2-7	.286	3-5	.600	5	7	12	6	11-0	5	3	0	21	3.0	
Williams	4	0	58	6-15	.400	1-2	.500	7-9	.778	2	7	9	11	14-0	3	3	1	20	5.0	
Jackson, B.	7	0	57	6-18	.333	1-6	.167	6-6	1.000	1	8	9	6	7-0	2	3	1	19	2.7	
Robinson	6	0	41	6-16	.375	5-13	.385	0-0	.000	1	3	4	3	7-0	2	4	0	17	2.8	
Slater	4	0	52	6-16	.375	0-0	.000	1-2	.500	5	9	14	0	15-1	2	3	3	13	3.3	
Jordan	2	0	29	5-8	.625	1-1	1.000	1-2	.500	3	6	9	3	5-0	1	0	0	12	6.0	
Avery	2	0	12	3-6	.500	1-2	.500	0-0	.000	0	1	1	2	0-0	0	0	1	7	3.5	
Heal	2	0	3	2-2	1.00	2-2	1.000	0-0	.000	0	0	0	1	0-0	0	0	0	6	3.0	
Parks	2	0	12	2-3	.667	0-0	.000	0-0	.000	0	5	5	0	5-0	1	0	0	4	2.0	
Miller	8	0	31	1-4	.250	0-0	.000	1-2	.500	0	5	5	1	13-0	0	3	3	3	0.4	
Pack	3	0	10	1-5	.200	0-1	.000	1-1	1.000	0	0	0	0	5-0	0	1	0	3	1.0	
Wilks	4	0	7	1-2	.500	1-1	1.000	0-0	.000	0	0	0	0	0-0	0	0	0	3	0.8	
Wheat	1	0	3	1-2	.500	0-0	.000	0-0	.000	0	1	1	0	0-0	1	0	0	2	2.0	
Woods	2	0	2	1-3	.333	0-0	.000	0-0	.000	1	0	1	0	0-0	0	0	0	2	1.0	
Roberts	1	0	8	0-1	.000	0-0	.000	1-2	.500	1	1	2	0	0-0	0	1	0	1	1.0	
Carr	1	0	8	0-2	.000	0-2	.000	0-0	.000	0	2	2	1	0-0	0	1	0	0	0.0	
Curley	2	0	7	0-0	.000	0-0	.000	0-0	.000	0	0	0	0	0-0	0	0	0	0	0.0	
Patterson	2	0	7	0-0	.000	0-0	.000	0-0	.000	1	3	4	2	1-0	0	1	0	0	0.0	
Vrankovic	1	0	6	0-2	.000	0-0	.000	0-0	.000	1	0	1	0	0-0	0	0	0	0	0.0	
TIMBERWOLVES	47	47	11330	1618-3728	.434	239-655	.365	830-1063	.781	522	1432	1954	958	1134-11	317	666	215	4305	91.6	
OPPONENTS	47	47	11330	1659-3733	.444	302-832	.363	878-1198	.733	527	1432	1959	1068	1025-11	345	602	199	4498	95.7	

NBA





Kyle Korver

MANAGING PARTNER, ALTERNATE NBA GOVERNER: Michael Gearon
PARTNER, ALTERNATE NBA GOVERNER: Ed Peskowitz
PARTNER: Todd Foreman
PARTNER: Rutherford Seydel
CEO, ATLANTA HAWKS/PHILIPS ARENA: Steve Koonin
PRESIDENT OF ENTERTAINMENT ENTERPRISES: Bob Williams
PRESIDENT OF BASKETBALL OPERATIONS/GM: Danny Ferry
ASSISTANT GENERAL MANAGER: Wes Wilcox
EVP/CHIEF LEGAL OFFICER & ASSISTANT GM: Scott Wilkinson
HEAD COACH: Mike Budenholzer
ASSISTANT COACHES: Kenny Atkinson, Darvin Ham, Taylor Jenkins, Charles Lee, Neven Spahija, Ben Sullivan
ATHLETIC TRAINER: Wally Blase
VICE PRESIDENT OF COMMUNICATIONS: Garin Narain
DIRECTOR OF MEDIA RELATIONS: Jon Steinberg
SR. MANAGER OF MEDIA RELATIONS: Jason Roose
HOME COURT: Philips Arena (18,118; 1999)
FOUNDED: 1949-50 - Tri-Cities Blackhawks; 1951-52 - Milwaukee Hawks;
1955-56 - St. Louis Hawks; 1968-69 - Atlanta Hawks
NBA TITLES: None

2014-15 VS. HAWKS
SUN., JAN. 25 @ ATL 5:00 P.M.
MON., FEB. 9 @ MIN 7:00 P.M.

2013-14 WOLVES VS. HAWKS (1-1)					
DATE	SITE	FINAL SCORE	WOLVES HIGH	HAWKS HIGH	ATTENDANCE
02/01/14	Atlanta	L 113-120	Love 43	Korver 24	13,018
03/26/14	Minnesota	W 107-83	Brewer/Martin 18	Scott 15	11,632

SERIES FACTS
OVERALL: 18-29 • HOME: 12-11 • ROAD: 5-19 • PRESEASON: 2-4
Biggest Wolves Win: 24 (107-83 - 03/26/14, Home)
Biggest Wolves Loss: 25 (87-112 - 12/22/09, Home)
Current Overall Streak: W1 Home: W2 Road: L11
Last Wolves Win: 107-83 @ Minnesota, 03/26/14
Last Wolves Loss: 113-120 @ Atlanta, 02/01/14

GAME-BY-GAME							
DATE	H/A	W/L	MIN-OPP	DATE	H/A	W/L	MIN-OPP
12/09/89	A	L	91-104	01/02/04	H	W	93-75
02/18/90	H	W	108-98	02/04/04	A	L	89-97
01/05/91	A	L	112-117*	01/26/05	H	W	104-87
04/11/91	H	W	112-98	04/09/05	A	L	98-105
12/28/91	A	L	122-125*	04/05/06	A	L	99-101
03/27/92	H	L	103-105	04/09/06	H	W	84-83
12/26/92	H	L	105-113	01/17/07	H	L	88-105
03/19/93	A	L	103-121	03/10/07	A	L	93-99
01/22/94	H	L	81-98	11/24/07	H	L	87-94
03/01/94	A	L	99-102	12/06/07	A	L	89-90
11/23/94	H	L	77-89	02/04/09	H	L	86-94
12/13/94	A	L	83-85*	03/23/09	A	L	97-109
12/12/95	A	W	85-78	12/22/09	H	L	87-112
02/25/96	H	L	76-92	02/24/10	A	L	92-98
01/14/97	A	L	93-95	11/05/10	H	L	103-113
04/12/97	H	L	66-80	11/14/10	A	L	105-111
01/27/98	H	W	113-96	01/14/12	A	L	91-93
04/05/98	A	W	97-96	01/08/13	H	W	108-103
12/14/99	A	L	94-105	01/21/13	A	L	96-104
04/04/00	H	W	86-76*	02/01/14	A	L	113-120
11/18/00	A	W	94-84	03/26/14	H	W	107-83
12/28/00	H	W	88-81				
01/05/02	A	W	112-96				
01/26/02	H	W	103-80				
11/20/02	A	W	103-93				
12/12/02	H	W	113-95				



Rajon Rondo

MANAGING PARTNER, GOVERNOR & CEO: Wyc Grousbeck
PRESIDENT: Rich Gotham
PRESIDENT OF BASKETBALL OPERATIONS: Danny Ainge
HEAD COACH: Brad Stevens
ASSISTANT COACHES: Jay Larranaga, Walter McCarty, Micah Shrewsberry, Jamie Young, Darren Erman
ATHLETIC TRAINER: Ed Lacerte
VICE PRESIDENT, MEDIA SERVICES/ALUMNI RELATIONS: Jeff Twiss
SENIOR DIRECTOR OF PUBLIC RELATIONS: Heather Walker
MEDIA SERVICES MANAGER: Brian Olive
COMMUNICATIONS COORDINATOR: Taylor Kielpinski-Rogers
HOME COURT: TD GARDEN (18,624; 1995)
FOUNDED: 1946-47
NBA TITLES: 17 (1956-57, 1958-59, 1959-60, 1960-61, 1961-62, 1962-63, 1963-64, 1964-65, 1965-66, 1967-68, 1968-69, 1973-74, 1975-76, 1980-81, 1983-84, 1985-86, 2007-08)

2014-15 VS. CELTICS
FRI., DEC. 19 @ BOS 6:30 P.M.
WED., JAN. 28 @ MIN 7:00 P.M.

2013-14 WOLVES VS. CELTICS (1-1)						
DATE	SITE	FINAL SCORE	WOLVES HIGH	CELTICS HIGH	ATTENDANCE	
11/16/13	Minnesota	W 106-88	Love 23	Bradley 27	15,111	
12/16/13	Boston	L 97-101	Love 27	Sullinger 24	17,071	

SERIES FACTS
OVERALL: 18-30 • HOME: 10-14 • ROAD: 8-16 • PRESEASON: 3-5
Biggest Wolves Win: 25 (110-85 - 01/30/06, Home)
Biggest Wolves Loss: 33 (82-115 - 02/05/95, Road)
Current Overall Streak: L1 Home: W2 Road: L8
Last Wolves Win: 106-88 @ Minnesota, 11/16/13
Last Wolves Loss: 97-101 @ Boston, 12/16/13

GAME-BY-GAME							
DATE	H/A	W/L	MIN-OPP	DATE	H/A	W/L	MIN-OPP
11/17/89	A	L	99-116	11/09/02	H	L	99-105
02/02/90	H	W	116-105	12/20/02	A	L	99-108
01/28/91	H	L	87-108	12/15/03	A	W	116-95
02/27/91	A	L	111-116	03/07/04	H	L	77-80
01/04/92	H	W	100-96	02/06/05	H	L	100-103
01/10/92	A	W	104-94	03/06/05	A	W	99-97
11/06/92	A	L	92-113	01/18/06	A	L	96-103
12/15/92	H	L	119-124**	01/30/06	H	W	110-85
01/08/94	H	W	108-90	02/11/07	H	W	109-107
04/08/94	A	L	108-112	03/04/07	A	L	117-124**
11/12/94	H	L	101-114	01/25/08	A	L	86-87
02/05/95	A	L	82-115	02/08/08	H	L	86-88
12/22/95	A	L	113-114	11/21/08	H	L	78-95
03/27/96	H	L	116-121	02/01/09	A	L	101-109
01/03/97	A	W	94-84	11/04/09	H	L	90-92
03/16/97	H	W	119-101	12/20/09	A	L	104-122
01/02/98	A	L	89-93	01/03/11	A	L	93-96
01/21/98	H	W	104-95	03/27/11	H	L	82-85
03/24/99	A	W	87-68	03/30/12	H	L	79-100
01/13/00	H	W	103-85	12/05/12	A	L	94-104
03/22/00	A	W	109-106	04/01/13	H	W	110-100
12/01/00	A	W	102-98	11/16/13	H	W	106-88
01/15/01	H	L	102-107	12/16/13	A	L	97-101
02/01/02	A	W	98-98*				
04/15/02	H	L	90-93				

2014-15 VS. NETS
WED., NOV. 5 @ BRK 6:30 P.M.
MON., MAR. 16 @ MIN 7:00 P.M.

2013-14 WOLVES VS. NETS (1-1)					
DATE	SITE	FINAL SCORE	WOLVES HIGH	NETS HIGH	ATTENDANCE
11/22/13	Minnesota	W 111-81	Love/Martin 17	Blatche 16	15,551
03/30/14	Brooklyn	L 99-114	Brewer/Martin 21	Pierce 22	17,732

SERIES FACTS
OVERALL: 26-21 • HOME: 18-5 • ROAD: 8-16 • PRESEASON: 0-3
Biggest Wolves Win: 30 (111-81 - 11/22/13, Home)
Biggest Wolves Loss: 29 (84-113 - 12/05/08, Road)
Current Overall Streak: L1 Home: W1 Road: L1
Last Wolves Win: 111-81 @ Minnesota, 11/22/13
Last Wolves Loss: 99-114 @ Brooklyn, 03/30/14

GAME-BY-GAME							
DATE	H/A	W/L	MIN-OPP	DATE	H/A	W/L	MIN-OPP
12/05/89	H		92-90	10/31/03	A	L	61-84
02/21/90	A	L	93-95	02/25/04	H	W	81-68
03/20/91	A	L	111-118*	02/15/05	H	W	82-71
04/09/91	H	W	109-89	03/26/05	A	W	96-75
01/08/92	A	L	97-103	03/01/06	H	W	100-90
01/18/92	H	L	100-112	03/23/06	A	L	82-86
11/12/92	A	W	88-84	12/30/06	A	L	92-100
12/30/92	H	L	92-118	01/13/07	H	W	109-98
11/24/93	H	W	107-106	01/27/08	H	W	98-95
01/19/94	A	L	91-112	02/12/08	A	L	88-92
12/16/94	H	W	94-93	12/05/08	A	L	84-113
01/14/95	A	L	84-93	03/29/09	H	W	108-99
12/06/95	H	W	108-97	10/28/09	H	W	95-93
01/20/96	A	L	97-103*	12/23/09	A	W	103-99
01/09/97	A	W	110-107	01/01/11	H	W	103-88
04/02/97	H	W	94-89	04/05/11	A	L	105-107
12/26/97	H	W	116-96	02/03/12	A	W	108-105
01/10/98	A	W	108-101	11/05/12	A	W	107-96
02/20/00	H	L	89-91	01/23/13	H	L	83-91
03/24/00	A	W	116-115*	11/22/13	H	W	111-81
12/12/00	A	L	94-116	03/30/14	A	L	99-114
03/25/01	H	L	105-91				
12/19/01	A	L	112-117*				
03/31/02	H	W	86-85				
11/04/02	A	L	82-106				
11/23/02	H	L	82-96				



Kevin Garnett

PRINCIPLE OWNER: Mikhail Prokhorov
CEO, BROOKLYN NETS AND BARCLAYS CENTER: Brett D. Yormark
GENERAL MANAGER: Billy King
ASSISTANT GENERAL MANAGERS: Bobby Mark, Frank Zanin
HEAD COACH: Lionel Hollins
ASSISTANT COACHES: Paul Westphal, Tony Brown, Joe Wolf, John Welch, Jay Williams
STRENGTH & CONDITIONING COACH: Dr. Jeremy Bettie
ATHLETIC TRAINER: Tim Walsh
VICE PRESIDENT, PUBLIC RELATIONS: Gary Sussman
SENIOR DIRECTOR, PUBLIC RELATIONS: Aaron Harris
MANAGER, PUBLIC RELATIONS: Eli Pearlstein
HOME COURT: Barclays Center (17,732; 2012)
FOUNDED: 1967-68 - New Jersey Americans; 1968-69 - New York Nets; entered NBA - 1976-77; 1977-78 - New Jersey Nets; 2012-13 - Brooklyn Nets
NBA TITLES: One (1957-58)



Al Jefferson

CHAIRMAN: Michael Jordan
VICE CHAIRMAN: Curtis Polk
PRESIDENT & CHIEF OPERATING OFFICER: Fred Whitfield
GENERAL MANAGER: Rich Cho
ASSISTANT GENERAL MANAGER: Chad Buchanan
HEAD COACH: Steve Clifford
ASSOCIATE HEAD COACH: Patrick Ewing
ASSISTANT COACHES: Stephen Silas, Mark Price, Bob Weiss, Pat Delany, Steve Hetzel
HEAD ATHLETIC TRAINER: Steve Stricker
VICE PRESIDENT, COMMUNICATIONS: Mike Cristaldi
DIRECTOR, COMMUNICATIONS: Josh Rosen
COORDINATOR, COMMUNICATIONS: Jerome Hubbard
HOME COURT: Time Warner Cable Arena (19,077; 2005)
FOUNDED: 1988-89
NBA TITLES: None

2014-15 VS. HORNETS
MON., JAN. 19 @ CHA 1:00 P.M.
SUN., MAR. 22 @ MIN 6:00 P.M.

2013-14 WOLVES VS. BOBCATS (1-1)			
DATE	SITE	FINAL SCORE	WOLVES HIGH
01/10/14	Minnesota	W 119-92	Pekovic 26
03/14/14	Charlotte	L 93-105	Martin 19
			BOBCATS HIGH
			Tolliver 21
			Jefferson 25
			ATTENDANCE
			13,767
			16,983

SERIES FACTS*
OVERALL: 17-29 • HOME: 13-10 • ROAD: 4-19 • PRESEASON: 0-0
Biggest Wolves Win: 29 (106-77 - 11/09/90, Home)
Biggest Wolves Loss: 28 (85-113 - 03/18/93, Road)
Current Overall Streak: L1 Home: W1 Road: L2
Last Wolves Win: 119-92 @ Minnesota, 01/10/14
Last Wolves Loss: 93-105 @ Charlotte, 03/14/14

GAME-BY-GAME*							
DATE	H/A	W/L	MIN-OPP	DATE	H/A	W/L	MIN-OPP
11/25/89	A	L	73-81	01/05/05	A	L	84-102
01/04/90	H	W	100-98	03/08/05	H	W	102-97
02/14/90	H	W	95-86				
04/06/90	A	L	93-108	11/19/05	H	W	102-89
				04/04/06	A	L	92-97
11/09/90	H	W	106-77				
04/12/91	A	L	110-111**	01/01/07	A	W	102-96
				02/21/07	H	L	95-100
03/10/92	A	L	96-105				
04/19/92	H	W	130-107	03/04/08	H	L	89-109
				04/08/08	A	L	119-121
03/18/93	A	L	85-113				
03/21/93	H	L	95-99	12/01/08	A	L	90-100
				03/14/09	H	W	108-100
12/14/93	A	L	85-101				
03/11/94	H	L	91-97	02/10/10	H	L	92-93
				03/24/10	A	L	95-108
01/11/95	A	L	91-100				
01/22/95	H	W	100-83	11/15/10	A	L	110-113
				01/05/11	H	L	105-108*
12/09/95	A	L	108-114				
03/01/96	H	W	105-101	02/15/12	H	W	102-90
				03/28/12	A	W	88-83
02/04/97	A	L	101-115				
03/02/97	H	L	96-108	11/14/12	H	L	87-89
				01/23/13	A	L	101-102
11/01/97	H	W	106-90				
03/04/98	A	L	102-112	01/10/14	H	W	119-92
				03/14/14	A	L	93-105
12/15/99	A	L	98-103				
02/29/00	H	L	87-92				
12/22/00	H	L	74-83				
03/06/01	A	W	95-89				
12/21/01	H	W	94-89				
02/25/02	A	W	97-92				

* Includes games against Charlotte Hornets from 1989-2002 and Charlotte Bobcats from 2004-14



Derrick Rose

CHAIRMAN: Jerry Reinsdorf
PRESIDENT AND CHIEF OPERATING OFFICER: Michael Reinsdorf
EXECUTIVE VP, BASKETBALL OPERATIONS: John Paxson
EXECUTIVE VP, BUSINESS OPERATIONS: Steve Schanwald
GENERAL MANAGER: Gar Forman
ASSISTANT GENERAL MANAGER: Randy Brown
ASSISTANT GENERAL MANAGER: Brian Hagen
HEAD COACH: Tom Thibodeau
ASSISTANT COACHES: Andy Greer, Adrian Griffin, Ed Pinckney, Mile Wilhelm
HEAD ATHLETIC TRAINER: Jeff Tanaka
SR. DIRECTOR OF PUBLIC AND MEDIA RELATIONS: Tim Hallam
DIRECTOR OF PUBLIC AND MEDIA RELATIONS: Sebrina Brewster
SENIOR MANAGER OF PUBLIC AND MEDIA RELATIONS: Matt Yob
MANAGER OF PUBLIC AND MEDIA RELATIONS: Shaun Hickbottom
HOME COURT: United Center (20,917; 1994)
FOUNDED: 1966-67
NBA TITLES: Six (1990-91, 1991-92, 1992-93, 1995-96, 1996-97, 1997-98)

2014-15 VS. BULLS
SAT., NOV. 1 @ MIN 7:00 P.M.
FRI., FEB. 27 @ CHI 7:00 P.M.

2013-14 WOLVES VS. BULLS (1-1)			
DATE	SITE	FINAL SCORE	WOLVES HIGH
01/27/14	Chicago	W 95-86	Love 31
04/09/14	Minnesota	L 87-102	Love 17
			BULLS HIGH
			Boozer 20
			Augustin 21
			ATTENDANCE
			21,637
			13,447

SERIES FACTS
OVERALL: 18-29 • HOME: 10-14 • ROAD: 8-15 • PRESEASON: 7-7
Biggest Wolves Win: 53 (127-74 - 11/08/01, Home)
Biggest Wolves Loss: 32 (99-131 - 03/12/91, Road)
Current Overall Streak: L1 Home: L5 Road: W1
Last Wolves Win: 95-86 @ Chicago, 01/27/14
Last Wolves Loss: 87-102 @ Minnesota, 04/09/14

GAME-BY-GAME							
DATE	H/A	W/L	MIN-OPP	DATE	H/A	W/L	MIN-OPP
11/08/89	H	L	84-96	11/13/03	A	W	92-89*
12/26/89	A	L	99-112	12/30/03	H	W	98-93
11/07/90	H	L	91-96	12/11/04	A	L	88-89
03/12/91	A	L	99-131	02/13/05	H	L	83-87
02/22/92	A	L	90-105	01/11/06	H	W	99-93
03/05/92	H	L	100-113	02/28/06	A	L	100-111
11/17/92	H	L	103-124	12/09/06	A	W	91-81
03/23/93	A	L	100-107	12/26/06	H	W	100-98
12/22/93	A	L	98-106	01/29/08	A	L	85-96
03/20/94	H	L	80-90	01/30/08	H	W	83-67
11/11/94	H	L	100-112	01/03/09	A	W	102-92
01/20/95	A	L	86-93	01/25/09	H	W	109-108*
02/16/96	H	L	100-103	01/09/10	A	L	96-110
02/27/96	A	L	99-120	02/19/10	H	L	94-100
12/11/96	A	L	86-103	12/11/10	A	L	82-113
01/15/97	H	L	102-112	03/30/11	H	L	91-108
12/30/97	H	W	99-95	01/10/12	H	L	100-111
04/03/98	A	L	93-107	11/10/12	A	L	80-87
12/22/99	A	W	106-86	03/24/13	H	L	97-104
12/30/99	H	W	94-76	01/27/14	A	W	95-86
11/28/00	A	W	96-76	04/09/14	H	L	87-102
12/05/00	H	W	100-90				
11/08/01	H	W	127-74				
12/22/01	A	W	95-74				
12/27/02	A	W	113-100				
04/13/03	H	W	119-95				



LeBron James

MAJORITY OWNER/CHAIRMAN: Dan Gilbert
VICE CHAIRMEN: Jeff Cohen, Nate Forbes
GENERAL MANAGER: David Griffin
ASSISTANT GENERAL MANAGER: Trent Redden
HEAD COACH: David Blatt
ASSOCIATE HEAD COACH: Tyronn Lue
ASSISTANT COACHES: Jim Boylan, Larry Drew, James Posey, Bret Brielmaier
HIGH PERFORMANCE DIRECTOR: Alex Moore
HEAD ATHLETIC TRAINER: Stephen Spiro
SR. VICE PRESIDENT, COMMUNICATIONS/BROADCASTING: Tad Carper
DIRECTOR OF BASEKTBALL COMMUNICATIONS: B.J. Evans
BASKETBALL COMMUNICATIONS MANAGER: Jeff Schaefer
SPORTS COMMUNICATIONS COORDINATOR: Cherome Owens
HOME COURT: Quicken Loans Arena (20,562; 1994)
FOUNDED: 1970-71
NBA TITLES: None

2014-15 VS. CAVALIERS
TUE., DEC. 23 @ CLE 6:00 P.M.
SAT., JAN. 31 @ MIN 7:00 P.M.

2013-14 WOLVES VS. CAVALIERS (1-1)					
DATE	SITE	FINAL SCORE	WOLVES HIGH	CAVS HIGH	ATTENDANCE
11/04/13	Cleveland	L 92-93	Martin 23	Miles 19	17,892
11/13/13	Minnesota	W 124-95	Brewer 27	Irving 20	14,978

SERIES FACTS
OVERALL: 18-29 • HOME: 10-14 • ROAD: 8-15 • PRESEASON: 0-2
Biggest Wolves Win: 34 (129-95 - 12/04/10, Home)
Biggest Wolves Loss: 33 (81-114 - 02/22/94, Road; 79-112 - 11/22/94, Road; and 81-114 - 01/29/02, Road)
Current Overall Streak: W1 Home: W2 Road: L1
Last Wolves Win: 124-95 @ Minnesota, 11/13/13
Last Wolves Loss: 92-93 @ Cleveland, 11/04/13

GAME-BY-GAME							
DATE	H/A	W/L	MIN-OPP	DATE	H/A	W/L	MIN-OPP
12/02/89	A	W	101-74	11/21/03	A	W	97-83
01/26/90	H	L	84-85	02/06/04	H	W	103-92
02/02/91	A	L	110-113*	12/21/04	A	L	97-107
03/22/91	H	W	110-105	02/17/05	H	W	94-88
01/07/92	H	L	98-113	11/26/05	A	W	89-85
02/02/92	A	L	95-106	02/08/06	H	L	91-97
01/09/93	A	L	93-116	11/17/06	A	L	76-92
03/04/93	H	L	95-103	04/03/07	H	L	88-101
02/18/94	H	L	78-85	11/21/07	H	L	86-97
02/22/94	A	L	81-114	02/29/08	A	L	84-92
11/22/94	A	L	79-112	12/17/08	H	L	70-93
03/17/95	H	W	80-77	03/27/09	A	L	85-107
12/15/95	H	L	88-100	10/30/09	H	L	87-104
12/19/95	A	L	95-100	01/27/10	A	L	95-109
12/14/96	H	L	93-101	12/04/10	H	W	129-95
12/30/96	A	L	96-108	12/26/10	A	W	98-97
11/21/97	H	L	80-103	01/06/12	H	L	87-98
02/02/98	A	L	99-109	12/07/12	H	W	91-73
12/20/99	A	W	100-94	02/11/13	A	W	100-92
03/21/00	H	W	111-107*	11/04/13	A	L	93-92
02/01/01	A	W	90-81	11/13/13	H	W	124-95
03/18/01	H	W	91-76				
11/13/01	H	L	103-107				
01/29/02	A	L	81-114				
02/12/03	A	W	102-91				
02/28/03	H	W	118-95				



Dirk Nowitzki

OWNER: Mark Cuban
PRESIDENT & CEO: Terdemia Ussery
PRESIDENT, BASKETBALL OPERATIONS/GENERAL MANAGER: Donn Nelson
ASSISTANT GENERAL MANAGER: Keith Grant
VICE PRESIDENT OF BASKETBALL: Roland Beech
HEAD COACH: Rick Carlisle
ASSISTANT COACHES: Monte Mathis, Kaleb Canales, Jamahl Mosley, Darrell Armstrong
HEAD ATHLETIC TRAINER: Casey Smith
DIRECTOR OF BASKETBALL COMMUNICATIONS: Sarah Melton
BASKETBALL COMMUNICATIONS MANAGER: Scott Tomlin
BASKETBALL COMMUNICATIONS COORDINATOR: Alan Rakowski
HOME COURT: American Airlines Center (19,200; 2001)
FOUNDED: 1980-81
NBA TITLES: One, 2010-11

2014-15 VS. MAVERICKS

SAT., NOV. 15	@ DAL	7:30 P.M.
WED., JAN. 21	@ MIN	7:00 P.M.
MON., FEB. 2	@ DAL	7:30 P.M.

2013-14 WOLVES VS. MAVERICKS (3-1)

DATE	SITE	FINAL SCORE	WOLVES HIGH	MAVERICKS HIGH	ATTENDANCE
11/08/13	Minnesota	W 116-108	Love/Martin 32	Ellis 23	13,677
11/30/13	Dallas	W 112-106	Martin 27	Ellis 26	20,173
12/30/13	Minnesota	L 98-100	Love 36	Marion 32	16,111
03/19/14	Dallas	W 123-122	Love 35	Nowitzki 27	20,100

SERIES FACTS

OVERALL: 44-58 • HOME: 22-29 • ROAD: 22-29 • PRESEASON: 1-0 • PLAYOFFS: 0-3

Biggest Wolves Win: 32 (103-71 - 01/02/93, Home)
Biggest Wolves Loss: 26 (65-91 - 02/27/07, Home)
Current Overall Streak: W1 Home: L1 Road: W2
Last Wolves Win: 123-122 @ Dallas, 03/19/14
Last Wolves Loss: 98-100 @ Minnesota, 12/30/13

GAME-BY-GAME

DATE	H/A	W/L	MIN-OPP	DATE	H/A	W/L	MIN-OPP	DATE	H/A	W/L	MIN-OPP
11/24/89	A	L	89-99	11/14/96	H	W	100-90	12/18/05	A	L	95-102
12/13/89	H	L	87-90	01/30/97	A	W	92-82	01/04/06	H	W	91-78
02/08/90	A	L	77-90	02/27/97	A	W	107-105**	01/07/06	A	L	79-83
02/25/90	H	L	82-87	04/16/97	H	L	77-92				
03/30/90	A	W	84-82					11/27/06	A	L	87-93
				01/17/98	A	W	113-110*	02/03/07	A	L	93-94
11/02/90	H	W	98-85	02/15/98	H	W	105-99*	02/27/07	H	L	65-91
11/20/90	A	W	92-91*	03/03/98	H	L	99-110	04/11/07	H	L	88-105
01/02/91	H	W	115-95	03/23/98	A	L	87-91				
02/26/91	H	W	100-94					11/28/07	A	L	103-109
04/17/91	A	L	100-102	03/30/99	H	W	98-78	01/06/08	H	L	78-101
				04/05/99	H	W	100-93	02/24/08	H	L	83-99
11/06/91	H	L	94-97	04/15/99	A	L	95-101				
11/30/91	A	L	78-79					11/01/08	H	L	85-95
02/21/92	A	L	94-109	12/04/99	H	L	84-103	12/30/08	A	L	100-107
02/26/92	H	W	106-105	12/18/99	A	W	108-104	03/31/09	H	L	88-108
04/03/92	A	W	104-95	03/09/00	A	W	100-79	04/13/09	A	L	94-96
				04/19/00	H	L	107-113				
11/10/92	H	W	118-104					11/13/09	H	L	77-89
12/10/92	A	W	111-88	01/10/01	H	L	86-106	02/05/10	A	W	117-108
01/02/93	H	W	103-71	03/15/01	A	L	83-103	03/03/10	A	L	109-112
02/26/93	H	W	99-89	03/21/01	H	W	109-97	03/08/10	H	L	112-125
04/23/93	A	L	100-103	04/18/01	A	L	100-120				
								12/01/10	A	L	86-100
11/12/93	H	L	99-115	12/15/01	A	L	117-125	03/07/11	H	L	105-108
12/23/93	H	L	89-93	12/18/01	H	L	103-107	03/24/11	A	L	96-104
01/12/94	A	W	103-85	02/19/02	A	W	117-100				
02/02/94	H	L	88-92	03/28/02	H	W	113-111	01/01/12	H	W	99-82
02/08/94	A	L	105-109*					01/25/12	A	W	105-90
04/24/94	A	L	102-116	01/30/03	A	L	109-112	02/10/12	H	L	97-104
				02/11/03	H	W	100-98				
11/29/94	A	L	83-84	03/10/03	A	W	92-83	11/12/12	A	W	90-82
01/27/95	A	W	102-94	03/30/03	H	L	95-119	12/15/12	H	W	114-106*
02/01/95	H	L	83-104					01/14/13	A	L	98-113
03/22/95	H	L	96-99	11/29/03	A	L	88-92	03/10/13	H	L	77-100
04/07/95	A	L	94-111	12/18/03	H	W	114-109				
				01/03/04	A	L	112-119	11/08/13	H	W	116-108
12/23/95	H	W	111-98	03/03/04	H	W	121-97	11/30/13	A	W	112-106
02/03/96	A	W	105-96					12/30/13	H	L	98-100
02/05/96	H	W	104-92	11/22/04	A	W	83-82	03/19/14	A	W	123-122
03/22/96	A	W	110-84	12/07/04	H	L	87-97				
				03/13/05	H	L	93-102				
				03/15/05	A	W	100-91				



Kenneth Faried

OWNER: E. Stanley Kroenke
PRESIDENT & GOVERNOR: Josh Kroenke
GENERAL MANAGER AND EXECUTIVE VP OF BASKETBALL OPERATIONS: Tim Connelly
ASSISTANT GENERAL MANAGER: Arturas Karnisovas
HEAD COACH: Brian Shaw
ASSISTANT COACHES: Lester Conner, Melvin Hunt, Patrick Mutombo, Noel Gillespie
ASSISTANT COACH/PLAYER DEVELOPMENT: Chris Farr
PLAYER DEVELOPMENT COACH: John Beckett
HEAD ATHLETIC TRAINER: Dan Shimensky
DIRECTOR OF MEDIA RELATIONS: Tim Gelt
MEDIA RELATIONS MANAGER: Nick O'Hayre
MEDIA RELATIONS COORDINATOR: Cody Wise
COMMUNICATIONS SPECIALIST: Aaron Lopez
HOME COURT: Pepsi Center (19,155; 1999)
FOUNDED: 1967-68 - Denver Rockets; 1974-75 - Denver Nuggets; entered NBA - 1976-77
NBA TITLES: None

2014-15 VS. NUGGETS

FRI., DEC. 26	@ DEN	8:00 P.M.
MON., JAN. 5	@ MIN	7:00 P.M.
SAT., JAN. 17	@ DEN	8:00 P.M.
WED., MAR. 4	@ MIN	7:00 P.M.

2013-14 WOLVES VS. NUGGETS (2-2)

DATE	SITE	FINAL SCORE	WOLVES HIGH	NUGGETS HIGH	ATTENDANCE
11/15/13	Denver	L 113-117	Love 28	Chandler 19	17,142
11/27/13	Minnesota	L 110-117	Martin 29	Lawson 23	14,244
02/12/14	Minnesota	W 117-90	Love 32	Hamilton 16	12,139
03/03/14	Denver	W 132-128	Love 33	Lawson 31	15,240

SERIES FACTS

OVERALL: 42-64 • **HOME:** 25-28 • **ROAD:** 17-36 • **PRESEASON:** 2-2 • **PLAYOFFS:** 4-1
Biggest Wolves Win: 27 (107-80 - 02/13/98, Road; 117-90 - 02/12/14, Home)
Biggest Wolves Loss: 29 (102-131 - 04/26/12, Home)
Current Overall Streak: W2 Home: W1 Road: W1
Last Wolves Win: 132-128 @ Denver, 03/03/14
Last Wolves Loss: 117-110 @ Minnesota, 11/27/13

GAME-BY-GAME

DATE	H/A	W/L	MIN-OPP	DATE	H/A	W/L	MIN-OPP	DATE	H/A	W/L	MIN-OPP
11/22/89	H	L	93-96	11/29/96	A	W	108-103	11/13/05	A	L	91-102
03/07/90	H	L	73-86	12/28/96	H	W	103-96*	01/13/06	H	W	103-89
03/18/90	A	L	98-103	03/07/97	H	W	96-83	02/24/06	H	L	101-102*
04/17/90	H	L	89-99	03/26/97	A	W	102-100	03/31/06	A	L	94-106
04/22/90	A	L	108-115								
				11/28/97	A	L	84-95	11/03/06	A	W	112-109
11/15/90	A	L	108-121	01/03/98	H	W	109-87	12/01/06	H	L	92-106
01/21/91	A	L	110-115	02/13/98	A	W	107-80	02/14/07	H	W	99-94
02/18/91	H	W	128-114	03/20/98	H	W	104-88	04/16/07	A	L	107-122
03/14/91	A	L	105-112								
04/04/91	H	W	134-122	02/05/99	A	W	110-92	11/02/07	H	L	91-99
				03/19/99	A	W	105-101	11/23/07	A	L	93-99
11/07/91	A	L	77-88	04/02/99	H	W	107-88	01/04/08	H	L	107-118
11/27/91	H	W	101-92					01/19/08	A	L	108-111
02/03/92	H	W	114-99	11/26/99	A	L	105-114				
03/23/92	H	L	95-100	11/30/99	H	W	109-92	11/16/08	A	L	84-90
03/31/92	A	W	121-114*	02/05/00	A	W	105-97*	11/29/08	H	L	97-106
				02/15/00	H	L	104-107*	12/10/08	A	L	105-116
11/21/92	A	L	118-131					04/05/09	H	L	87-110
01/15/93	H	W	99-89	11/08/00	A	L	107-109*				
01/25/93	A	L	97-102	11/29/00	H	L	100-107	11/25/09	H	L	111-124
03/16/93	H	W	100-97	03/02/01	A	W	89-71	11/29/09	A	W	106-100
04/04/93	A	L	94-120	03/23/01	H	W	101-90	01/11/10	A	L	94-105
								03/10/10	H	L	102-110
11/20/93	H	L	89-90	12/26/01	A	W	94-91				
12/26/93	A	L	97-100	02/15/02	H	L	98-99	12/18/10	A	L	113-115
01/05/94	H	W	109-95	04/04/02	A	L	87-88	12/29/10	H	L	113-119
03/06/94	A	L	97-117	04/17/02	H	W	104-90	02/05/11	H	L	100-113
04/17/94	H	L	88-99					04/09/11	A	L	106-130
				10/30/02	H	W	83-77				
11/04/94	A	L	108-130	12/09/02	A	W	92-84	02/20/12	A	L	101-103*
12/06/94	H	L	95-102	01/13/03	H	W	89-75	03/25/12	H	W	117-100
01/03/95	H	L	99-108**	02/19/03	A	W	85-77	04/11/12	A	L	107-113
02/28/95	A	L	101-114					04/26/12	H	L	102-131
04/10/95	H	L	107-114	11/18/03	H	W	89-76				
04/19/95	A	L	81-106	01/26/04	A	W	97-95	11/21/12	H	L	94-101
								12/12/12	H	W	108-105
12/02/95	A	L	105-109	03/21/04	H	W	98-77	01/03/13	A	W	101-97
01/30/96	H	L	86-88	03/24/04	A	L	92-101	03/09/13	A	L	88-111
04/02/96	A	L	78-86	11/04/04	A	L	92-94*	11/15/13	A	L	113-117
04/14/96	H	L	91-98	01/14/05	A	W	93-83	11/27/13	H	L	110-117
				02/09/05	H	W	98-92	02/12/14	H	W	117-90
				04/08/05	H	L	104-107	03/03/14	A	W	132-128



Andre Drummond

PRINCIPAL OWNER: Tom Gores
PRESIDENT & CEO, PALACE SPORTS & ENTERTAINMENT/PISTONS: Dennis Mannion
PRESIDENT, BASKETBALL OPERATIONS/HEAD COACH: Stan Van Gundy
GENERAL MANAGER: Jeff Bower
ASSISTANT GENERAL MANAGERS: Ken Catanella, Jeff Nix, Brian Wright
EXECUTIVE DIRECTOR OF BASKETBALL OPERATIONS: Andrew Loomis
ASSISTANT COACHES: Bob Beyer, Brendan Malone, Malik Allen, Tim Hardaway, Charles Klask
DIRECTOR OF PLAYER DEVELOPMENT: Quentin Richardson
DIRECTOR OF SPORTS MEDICINE/HEAD ATHLETIC TRAINER: Jon Ishop
VICE PRESIDENT, PUBLIC RELATIONS: Kevin Grigg
DIRECTOR, PUBLIC RELATIONS: Cletus Lewis
PUBLIC RELATIONS COORDINATOR: Michelle Fikany
PUBLIC RELATIONS COORDINATOR: Michael Horan
HOME COURT: The Palace of Auburn Hills (22,076; 1988)
FOUNDED: 1948-49 - Fort Wayne Pistons; 1957-58 - Detroit Pistons
NBA TITLES: Three (1988-89, 1989-90, 2003-04)

2014-15 VS. PISTONS
THU., OCT. 30 @ MIN 7:00 P.M.
SUN., FEB. 8 @ DET 5:00 P.M.

2013-14 WOLVES VS. PISTONS (2-0)					
DATE	SITE	FINAL SCORE	WOLVES HIGH	PISTONS HIGH	ATTENDANCE
12/10/13	Detroit	W 121-94	Love 26	Jennings 20	11,251
03/07/14	Minnesota	W 114-101	Love 28	Monroe 20	16,242

SERIES FACTS
OVERALL: 26-23 • HOME: 15-10 • ROAD: 11-13 • PRESEASON: 10-5
Biggest Wolves Win: 27 (121-94 - 12/10/13, Road)
Biggest Wolves Loss: 30 (83-113 - 02/19/96, Road)
Current Overall Streak: W8 Home: W4 Road: W4
Last Wolves Win: 114-101 @ Minnesota, 03/07/14
Last Wolves Loss: 98-103 @ Minnesota, 04/14/10

GAME-BY-GAME							
DATE	H/A	W/L	MIN-OPP	DATE	H/A	W/L	MIN-OPP
01/12/90	A	L	86-97	12/28/02	A	L	82-106
01/27/90	H	L	83-85	02/21/03	H	W	103-96
12/28/90	H	L	85-97	01/23/04	H	W	80-79
04/05/91	A	L	82-101	02/20/04	A	W	88-87
01/23/92	H	L	100-111	11/17/04	A	L	85-93
02/13/92	A	W	96-93	01/24/05	H	W	86-83
11/28/92	H	W	82-80	01/24/06	H	L	83-107
01/29/93	A	L	103-112	02/01/06	A	L	74-90
11/05/93	A	L	99-104	01/15/07	A	W	94-90*
12/11/93	H	L	80-92	01/19/07	H	L	98-104**
11/08/94	A	L	112-126	04/04/08	H	L	90-94
01/13/95	H	W	104-92	04/15/08	A	L	103-115
02/19/96	A	L	83-113	11/23/08	A	W	106-80
02/23/96	H	W	94-93	01/28/09	H	L	89-98
03/05/97	H	L	88-92	02/16/10	A	L	85-108
03/21/97	A	L	98-112	04/14/10	H	L	98-103
12/28/97	A	W	93-89	12/10/10	H	W	109-99
03/01/98	H	W	115-113**	03/02/11	A	W	116-105
04/11/99	H	W	88-79	01/18/12	H	W	93-85
01/08/00	A	W	110-105	04/19/12	A	W	91-80
04/10/00	H	W	102-100				
12/15/00	A	W	99-90	03/26/13	A	W	105-82
02/28/01	H	W	111-100	04/06/13	H	W	107-101
01/07/02	H	W	109-93	12/10/13	A	W	121-94
01/23/02	A	L	83-104	03/07/14	H	W	114-101



Stephen Curry

CO-EXECUTIVE CHAIRMAN, CEO & GOVERNOR: Joe Lacob
CO-EXECUTIVE CHAIRMAN: Peter Guber
PRESIDENT & COO: Rick Welts
GENERAL MANAGER: Bob Myers
HEAD COACH: Steve Kerr
ASSOCIATE HEAD COACH: Alvin Gentry
ASSISTANT COACHES: Ron Adams, Luke Walton
ASSISTANT COACH/PLAYER DEVELOPMENT: Jarron Collins, Bruce Fraser
HEAD ATHLETIC TRAINER: JoHan Wang
VICE PRESIDENT, COMMUNICATIONS: Raymond Ridder
SENIOR DIRECTOR, PUBLIC RELATIONS: Dan Martinez
MANAGER, PUBLIC RELATIONS: Brett Winkler
ASSISTANT, PUBLIC RELATIONS: Matt de Nesnera
DIRECTOR, CORPORATE COMMUNICATIONS: Lisa Goodwin
HOME COURT: Oracle Arena (19,596; 1997)
FOUNDED: 1946-47 - Philadelphia Warriors; 1962-63 - San Francisco Warriors; 1971-72 - Golden State Warriors
NBA TITLES: Three (1946-47, 1955-56, 1974-75)

2014-15 VS. WARRIORS

MON., DEC. 8	@ MIN	7:00 P.M.
SAT., DEC. 27	@ GSW	9:30 P.M.
WED., FEB. 11	@ MIN	7:00 P.M.
SAT., APR. 11	@ GSW	9:30 P.M.

2013-14 WOLVES VS. WARRIORS (1-2)

DATE	SITE	FINAL SCORE	WOLVES HIGH	WARRIORS HIGH	ATTENDANCE
11/06/13	Minnesota	L 93-106	Love 25	Thompson 30	15,559
01/24/14	Golden State	W 121-120	Love/Martin 26	Curry 33	19,596
04/14/14	Golden State	L 120-130	Love 40	Curry 32	19,596

SERIES FACTS

OVERALL: 42-53 • HOME: 24-24 • ROAD: 18-29 • PRESEASON: 2-0
Biggest Wolves Win: 39 (122-83 - 02/23/01, Home)
Biggest Wolves Loss: 41 (105-146 - 11/09/09, Road)
Current Overall Streak: L1 Home: L5 Road: L1
Last Wolves Win: 121-120, @ Golden State, 01/24/14
Last Wolves Loss: 120-130, @ Golden State, 04/14/14

GAME-BY-GAME

DATE	H/A	W/L	MIN-OPP	DATE	H/A	W/L	MIN-OPP	DATE	H/A	W/L	MIN-OPP
11/14/89	H	W	101-98	10/31/97	H	W	129-113	02/04/06	A	L	77-109
01/23/90	A	L	102-109	11/08/97	A	W	97-90	03/05/06	H	W	103-90
02/04/90	H	L	95-105	01/12/98	H	W	103-87	03/16/06	A	L	97-105
03/20/90	A	L	101-105	03/11/98	A	W	113-84	04/02/06	H	W	106-104*
12/22/90	A	L	102-115	02/15/99	A	L	99-101	02/07/07	H	W	121-93
01/19/91	H	W	121-113	03/02/99	H	W	89-78	03/16/07	A	L	86-106
02/12/91	A	L	105-126	03/11/99	A	L	82-89	04/15/07	A	L	108-121
02/20/91	H	L	105-108	04/30/99	H	W	90-85	12/19/07	H	L	98-111
12/17/91	A	L	105-119	12/11/99	H	L	76-104	12/26/07	A	L	101-105
12/27/91	H	L	102-106*	01/23/00	A	W	99-81	01/15/08	H	L	98-105
03/18/92	A	L	120-123	02/22/00	H	W	112-89	01/21/08	A	W	109-108
04/14/92	H	L	100-122	04/17/00	A	W	101-96	11/11/08	A	L	110-113*
11/07/92	H	L	119-121*	11/15/00	H	W	92-90	01/02/09	H	W	115-108
12/19/92	A	L	116-122*	11/25/00	A	L	93-114	03/03/09	H	L	94-118
03/26/93	H	L	91-94	12/19/00	A	L	99-120	04/08/09	A	W	105-97
03/30/93	A	W	103-100	02/23/01	H	W	122-83	11/09/09	A	L	105-146
12/02/93	A	W	103-91	12/11/01	H	W	107-86	01/06/10	H	L	101-107
02/27/94	H	W	107-100	01/19/02	A	W	105-102	04/07/10	H	L	107-116
04/01/94	A	L	109-146	03/26/02	H	L	106-115	11/27/10	H	L	94-104
04/09/94	H	L	105-117	04/08/02	A	W	100-93	12/14/10	A	L	99-108
11/15/94	A	W	114-112	12/05/02	A	W	114-98	02/27/11	H	W	126-123
02/07/95	H	W	109-100	01/08/03	H	W	102-95	03/13/11	A	L	77-100
04/01/95	A	W	126-104	01/17/03	A	L	98-107	03/19/12	A	W	97-93
04/12/95	H	L	109-123	02/16/03	H	W	109-102	04/04/12	H	L	94-97
01/05/96	A	L	119-122*	12/09/03	H	L	95-98	04/22/12	H	L	88-93
01/17/96	H	W	98-88	01/28/04	A	L	90-97	11/16/12	H	L	98-106
04/06/96	A	L	106-111	02/27/04	H	W	91-81	11/24/12	A	L	85-96
04/17/96	H	L	103-109	04/09/04	A	W	92-74	02/24/13	H	L	99-100
12/18/96	A	L	96-123	12/01/04	A	W	107-99	04/09/13	A	L	89-105
01/18/97	H	W	108-93	03/02/05	H	L	93-99	11/06/13	H	L	93-106
02/21/97	H	W	101-82	04/13/05	H	W	116-100	01/24/14	A	W	121-120
03/30/97	A	W	113-102					04/14/14	A	L	120-130



James Harden

OWNER: Leslie Alexander
CHIEF EXECUTIVE OFFICER: Tad Brown
GENERAL MANAGER: Daryl Morey
HEAD COACH: Kevin McHale
ASSISTANT COACHES: John-Blair Bickerstaff, Chris Finch, Dean Cooper
VICE PRESIDENT OF BASKETBALL OPERATIONS/HEAD ATHLETIC TRAINER: Keith Jones
DIRECTOR OF MEDIA & PLAYER RELATIONS: Tracey Hughes
MEDIA RELATIONS MANAGER: Brian Travis
MEDIA RELATIONS COORDINATOR: Jenny Zehentner
HOME COURT: Toyota Center (18,055; 2012)
FOUNDED: 1967-68 - San Diego Rockets; 1971-72 - Houston Rockets
NBA TITLES: Two (1993-94, 1994-95)

2014-15 VS. ROCKETS		
WED., NOV. 12	@ MIN*	9:00 P.M. (Game played in Mexico City)
FRI., DEC. 5	@ MIN	7:00 P.M.
MON., FEB. 23	@ HOU	7:00 P.M.
FRI., MAR. 27	@ HOU	7:00 P.M.

2013-14 WOLVES VS. ROCKETS (1-3)					
DATE	SITE	FINAL SCORE	WOLVES HIGH	ROCKETS HIGH	ATTENDANCE
11/23/13	Houston	L 101-112	Love 27	Brooks 26	18,196
02/10/14	Minnesota	L 89-107	Love 31	Parsons 20	12,002
03/20/14	Houston	L 106-129	Love 29	Harden 28	18,315
04/11/14	Minnesota	W 112-110	Brewer 51	Harden 33	16,689

SERIES FACTS
OVERALL: 39-62 • HOME: 24-28 • ROAD: 15-34 • PRESEASON: 0-3
Biggest Wolves Win: 32 (122-90 - 03/30/00, Home)
Biggest Wolves Loss: 31 (82-113 - 01/11/08, Road)
Current Overall Streak: W1 Home: W1 Road: L3
Last Wolves Win: 112-110 @ Minnesota, 04/11/14
Last Wolves Loss: 106-129 @ Houston, 03/20/14

GAME-BY-GAME											
DATE	H/A	W/L	MIN-OPP	DATE	H/A	W/L	MIN-OPP	DATE	H/A	W/L	MIN-OPP
12/27/89	H	W	108-91	11/19/96	A	L	93-122	11/15/05	H	L	89-94
02/06/90	A	L	101-108	12/10/96	H	L	94-96	01/27/06	A	W	96-92
02/20/90	H	W	97-92	01/07/97	H	L	95-104	03/07/06	H	L	87-93
03/31/90	A	L	98-106	03/25/97	A	L	103-112	04/12/06	A	W	82-79
11/13/90	A	L	88-90	01/16/98	A	W	116-115*	11/28/06	A	L	75-82
11/25/90	H	L	91-107	02/20/98	H	W	100-95*	12/06/06	H	W	90-84
01/24/91	A	L	94-118	02/26/98	A	L	98-118	01/07/07	H	W	103-99*
02/24/91	H	L	91-100	04/17/98	H	W	102-95	02/05/07	A	L	77-105
03/19/91	H	L	85-98								
				02/17/99	H	W	116-102	01/11/08	A	L	82-113
11/21/91	A	L	102-106	04/12/99	H	L	90-95	02/04/08	H	L	86-92
11/23/91	H	W	102-89	05/04/99	A	L	83-100	03/26/08	A	L	86-97
01/28/92	A	L	102-111								
02/17/92	A	W	124-122*	01/25/00	A	W	92-84	12/20/08	H	L	102-109
04/09/92	H	L	102-117	02/04/00	H	W	102-85	02/07/09	A	L	90-107
				03/11/00	A	W	100-86	03/01/09	H	L	94-105
12/08/92	A	L	94-102	03/30/00	H	W	122-90	03/20/09	A	L	88-107
12/12/92	H	L	87-104								
02/05/93	A	W	112-105	10/31/00	A	W	106-98	11/18/09	H	L	84-97
02/13/93	H	L	88-97	01/01/01	H	W	106-96	01/13/10	A	L	114-120***
03/28/93	H	W	101-100	02/21/01	H	L	83-89	03/06/10	H	L	98-112
04/23/93	A	L	110-112*	04/17/01	A	L	87-114				
								11/07/10	A	L	94-120
11/11/93	A	L	99-107	11/03/01	A	W	90-88	01/24/11	H	L	125-129
12/30/93	H	L	104-110	12/08/01	H	W	107-97	02/08/11	A	W	112-108
02/06/94	A	L	90-101	02/21/02	A	L	83-89	04/13/11	H	L	102-121
03/22/94	H	W	83-81	03/13/02	H	L	95-96				
04/12/94	A	L	89-98					01/23/12	H	L	92-107
				12/21/02	H	W	98-86	01/30/12	A	W	120-108
11/05/94	H	L	85-115	01/07/03	A	L	86-94	02/04/12	H	W	100-91
01/16/95	H	W	94-75	01/31/03	A	L	101-121	02/17/12	A	W	11-98
01/28/95	A	L	93-114	02/04/03	H	W	103-89				
03/03/95	H	W	108-105					12/26/12	H	L	84-87
03/16/95	A	L	97-104	12/16/03	H	W	92-75	01/19/13	H	W	92-79
				01/17/04	A	L	76-95	03/15/13	H	L	100-108
11/11/95	A	L	97-119	03/05/04	H	L	109-112				
01/02/96	H	L	100-105	03/29/04	A	W	94-88	11/23/13	A	L	101-112
02/21/96	H	W	120-101					02/10/14	H	L	89-107
03/23/96	A	W	108-103	11/11/04	A	W	96-91	03/20/14	A	L	106-129
				02/04/05	H	L	113-119*	04/11/14	H	W	112-110
				03/20/05	H	W	94-86				



Roy Hibbert

OWNER, CHAIRMAN AND CEO: Herbert Simon
PRESIDENT, PACERS SPORTS AND ENTERTAINMENT: Jim Morris
PRESIDENT OF BASKETBALL OPERATIONS: Larry Bird
CHIEF OPERATING OFFICER: Rick Fuson
EXECUTIVE VP OF BASKETBALL OPERATIONS/GENERAL MANAGER: Kevin Pritchard
CONSULTANT, BASKETBALL OPERATIONS: Donnie Walsh
HEAD COACH: Frank Vogel
ASSOCIATE HEAD COACH: Nate McMillan
ASSISTANT COACHES: Dan Burke, Popeye Jones
SCOUT/ASSISTANT COACH: Jimmy Powell
HEAD ATHLETIC TRAINER/TEAM ADMINISTRATOR: Josh Corbeil
DIRECTOR/INDIANA PACERS MEDIA RELATIONS: David Benner
SENIOR PUBLIC INFORMATION MANAGER: Krissy Myers
MEDIA RELATIONS ASSISTANT: Wes Kaminski
HOME COURT: Bankers Life Fieldhouse (18,165; 1999)
FOUNDED: 1967-68; entered NBA - 1976-77
NBA TITLES: None

2014-15 VS. PACERS
SUN., DEC. 21 @ MIN 6:00 P.M.
TUE., JAN. 13 @ IND 6:00 P.M.

2013-14 WOLVES VS. PACERS (1-1)			
DATE	SITE	FINAL SCORE	
11/25/13	Indiana	L 84-98	WOLVES HIGH Love/Pekovic 20
02/19/14	Minnesota	W 104-91	PACERS HIGH George/Hill 26 ATTENDANCE 16,426 15,109

SERIES FACTS
OVERALL: 17-31 • HOME: 13-11 • ROAD: 4-20 • PRESEASON: 7-13
Biggest Wolves Win: 26 (101-75 - 03/09/11, Home)
Biggest Wolves Loss: 39 (75-114 - 04/16/95, Road)
Current Overall Streak: W1 Home: W2 Road: L5
Last Wolves Win: 104-91 @ Minnesota, 02/19/14
Last Wolves Loss: 84-98 @ Indiana, 11/25/13

GAME-BY-GAME			
DATE	H/A	W/L	MIN-OPP
12/12/89	A	L	112-113*
02/16/90	H	W	11-105
11/06/90	A	L	96-98
12/04/90	H	W	83-81
02/15/92	H	L	101-117
03/07/92	A	L	97-108
02/12/93	A	W	102-100
04/07/93	H	L	105-113
02/04/93	A	L	93-114
04/15/94	H	L	112-130
02/17/95	H	L	78-110
04/16/95	A	L	75-114
01/13/96	A	L	94-103
03/29/96	H	W	93-91
03/18/97	A	L	97-115
04/06/97	H	L	83-94
12/03/97	H	L	90-94
04/02/98	A	L	108-111
01/17/00	H	W	101-100
03/31/00	A	L	85-109
12/16/00	H	W	113-110*
02/25/01	A	L	100-110
11/16/01	A	W	120-113**
03/15/02	H	L	85-98
11/02/02	A	L	80-87
11/16/02	H	L	101-107
11/25/03	A	L	75-98
12/20/03	H	W	102-80
11/09/04	H	L	101-102
11/25/04	A	L	101-106
01/20/06	H	W	90-85
04/14/06	A	L	77-89
12/23/06	A	W	78-71
03/13/07	H	W	86-81
12/21/07	H	W	131-118
03/21/08	A	L	113-124
02/03/09	A	W	116-111
02/20/09	H	L	105-112
01/02/10	A	L	111-122
01/08/10	H	W	116-109
02/11/11	A	L	105-116
03/09/11	H	W	101-75
02/01/12	H	L	99-109
04/16/12	A	L	88-111
11/09/12	H	W	96-94
03/13/13	A	L	91-107
11/25/13	A	L	84-98
02/19/14	H	W	104-91



Blake Griffin

OWNER: Steve Ballmer
PRESIDENT, BUSINESS OPERATIONS: TBD
PRESIDENT, BASKETBALL OPERATIONS & HEAD COACH: Glenn "Doc" Rivers
VICE PRESIDENT, BASKETBALL OPERATIONS: Kevin Eastman
GENERAL MANAGER: Dave Wohl
ASSISTANT COACHES: Mike Woodson, Sam Cassell, Armond Hill, Brendan O'Connor
PLAYER DEVELOPMENT: J.P. Clark, Dave Severns
HEAD ATHLETIC TRAINER: Jasen Powell
VICE PRESIDENT, COMMUNICATIONS: Seth Burton
DIRECTOR, COMMUNICATIONS: Dennis Rogers
ASST. DIRECTORS, COMMUNICATIONS: Ta'Nisha Cooper, Steven Esparza
COMMUNICATIONS ASSISTANT: Aubrey Freckman
HOME COURT: STAPLES Center (19,060; 1999)
FOUNDED: 1970-71 - Buffalo Braves; 1977-78 - San Diego Clippers; 1984-85 - Los Angeles Clippers
NBA TITLES: None

2014-15 VS. CLIPPERS

MON., DEC. 1	@ LAC	9:30 P.M.
MON., MAR. 2	@ MIN	7:00 P.M.
MON., MAR. 9	@ LAC	9:30 P.M.

2013-14 WOLVES VS. CLIPPERS (0-4)

DATE	SITE	FINAL SCORE	WOLVES HIGH	CLIPPERS HIGH	ATTENDANCE
11/11/13	Los Angeles	L 107-109	Martin 30	Griffin 25	19,060
11/20/13	Minnesota	L 98-102	Martin 28	Griffin/Paul 20	13,101
12/22/13	Los Angeles	L 116-120*	Love 45	Griffin 32	19,304
03/31/14	Minnesota	L 104-114	Love 20	Collison 28	12,172

SERIES FACTS

OVERALL: 48-50 • HOME: 29-20 • ROAD: 9-30 • PRESEASON: 0-0

Biggest Wolves Win: 31 (95-64 - 01/15/03, Road)
Biggest Wolves Loss: 25 (77-102 - 12/02/90, Road; 95-120 - 12/16/09, Home)
Current Overall Streak: L9 Home: L5 Road: L4
Last Wolves Win: 109-97 @ Los Angeles, 02/28/12
Last Wolves Loss: 104-114 @ Minnesota, 03/31/14

GAME-BY-GAME

DATE	H/A	W/L	MIN-OPP	DATE	H/A	W/L	MIN-OPP	DATE	H/A	W/L	MIN-OPP
01/02/90	H	L	79-87	02/14/99	A	W	95-73	12/31/07	A	L	82-91
01/20/90	A	L	95-97	03/21/99	H	L	85-100	02/01/08	H	W	104-83
03/08/90	H	W	111-94	04/08/99	A	L	91-99	03/08/08	A	W	99-96
03/26/90	A	L	96-101*	05/01/99	H	W	103-93	03/17/08	H	W	99-90
12/02/90	A	L	77-102	11/17/99	H	L	85-89	12/06/08	H	L	84-107
12/11/90	H	W	101-95	01/21/00	A	W	95-89	01/19/09	A	W	94-86
02/15/91	A	L	107-124	02/24/00	H	W	116-91	04/07/09	A	W	87-77
03/02/91	H	L	102-104	04/06/00	A	W	112-90	11/02/09	A	L	90-93
12/07/91	A	L	87-101	12/09/00	H	W	85-73	11/23/09	A	L	87-91
12/21/91	H	L	87-100	12/20/00	A	L	96-103	12/16/09	H	L	95-120
04/07/92	H	L	108-115	01/12/01	H	W	95-89	01/29/10	H	W	111-97
04/16/92	A	L	93-96	04/13/01	A	L	105-111	11/17/10	H	W	113-111
12/18/92	A	L	95-103	11/28/01	A	L	75-94	12/20/10	A	L	90-113
01/18/93	H	L	93-94	01/15/02	H	W	97-83	01/19/11	A	L	111-126
03/12/93	A	L	93-117	03/11/02	H	L	99-108	02/16/11	H	L	90-98
03/14/93	H	L	107-124	04/13/02	A	W	101-98	01/20/12	A	W	101-98
12/10/93	H	W	109-108	12/07/02	A	L	88-104	02/28/12	A	W	109-97
12/17/93	A	W	105-90	01/15/03	A	W	95-64	03/05/12	H	W	95-94
01/29/94	A	L	93-103	01/24/03	H	W	88-85	04/12/12	H	L	82-95
04/06/94	H	W	110-100	04/11/03	H	W	106-90	11/28/12	A	L	95-101
12/03/94	A	W	103-95	11/22/03	H	W	103-91	01/17/13	H	L	77-90
12/26/94	H	W	82-81	12/07/03	A	W	96-94	01/30/13	H	L	90-96
03/06/95	A	L	88-101	02/10/04	H	W	96-84	04/10/13	A	L	95-111
03/19/95	H	W	96-93	03/27/04	A	W	98-82	11/11/13	A	L	107-109
12/08/95	H	W	112-94	12/04/04	A	W	107-100*	11/20/13	H	L	98-102
01/11/96	A	L	89-109	12/17/04	H	W	113-86	12/22/13	A	L	116-120*
03/20/96	A	L	96-110	02/24/05	A	L	86-92	03/31/14	H	L	104-114
03/31/96	H	L	107-110	03/27/05	H	W	89-85				
11/10/96	A	L	70-81	11/05/05	A	L	99-100*				
11/23/96	H	W	98-96	11/07/05	H	W	93-78				
01/11/97	H	W	95-93	11/29/05	H	L	84-93				
04/10/97	A	W	108-96	03/13/06	A	L	87-95				
12/20/97	H	W	92-91	11/25/06	H	W	104-96				
01/19/98	H	W	117-109	01/10/07	H	L	91-92				
03/27/98	A	W	100-98	01/27/07	A	W	101-87				
04/13/98	A	W	107-88								



Kobe Bryant

PRESIDENT/GOVERNER: Jeanie Buss
EXECUTIVE VICE PRESIDENT, BASKETBALL OPERATIONS/ALTERNATE GOVERNOR: Jim Buss
GENERAL MANAGER: Mitch Kupchak
HEAD COACH: Byron Scott
ASSISTANT COACHES: Paul Pressey, Jim Eyen, Mark Madsen
ATHLETIC TRAINER: Gary Vitti
VICE PRESIDENT, PUBLIC RELATIONS: John Black
SR. MANAGER, PUBLIC RELATIONS: Alison Bogli
MANAGER, PUBLIC RELATIONS: Calder Hynes
COORDINATOR, PUBLIC RELATIONS: Daniel Ramirez
ASSISTANT, PUBLIC RELATIONS: Matt Fleer
HOME COURT: STAPLES Center (18,997; 1999)
FOUNDED: 1948-49 - Minneapolis Lakers; 1960-61 - Los Angeles Lakers
NBA TITLES: 16 (1948-49, 1949-50, 1951-52, 1952-53, 1954-55, 1971-72, 1979-80, 1981-82, 1984-85, 1986-87, 1987-88, 1999-00, 2000-01, 2001-02, 2008-09, 2009-10)

2014-15 VS. LAKERS

FRI., NOV. 28	@ LAL	9:30 P.M.
SUN., DEC. 14	@ MIN	6:00 P.M.
WED., MAR. 25	@ MIN	7:00 P.M.
FRI., APR. 10	@ LAL	9:30 P.M.

2013-14 WOLVES VS. LAKERS (3-1)

DATE	SITE	FINAL SCORE	WOLVES HIGH	LAKERS HIGH	ATTENDANCE
11/10/13	Los Angeles	W 113-90	Martin 27	Blake 19	18,997
12/20/13	Los Angeles	L 91-104	Love 25	Young 25	18,997
02/04/14	Minnesota	W 109-99	Martin 32	Young 24	12,559
03/28/14	Minnesota	W 143-107	Pekovic 26	Bazemore 21	16,442

SERIES FACTS

OVERALL: 24-71 • HOME: 17-31 • ROAD: 7-40 • PRESEASON: 1-2 • PLAYOFFS: 4-8

Biggest Wolves Win: 36 (143-107 - 03/28/14, Home)
Biggest Wolves Loss: 33 (81-114 - 02/09/00, Road)
Current Overall Streak: W2 Home: W2 Road: L1
Last Wolves Win: 143-107 @ Minnesota, 03/28/14
Last Wolves Loss: 91-104 @ Los Angeles, 12/20/13

GAME-BY-GAME

DATE	H/A	W/L	MIN-OPP	DATE	H/A	W/L	MIN-OPP	DATE	H/A	W/L	MIN-OPP
12/20/89	H	L	97-106*	11/19/97	A	L	93-118	11/07/06	A	L	88-95
03/04/90	A	L	96-115	12/16/97	H	L	96-109	12/20/06	H	L	94-111
03/17/90	H	L	99-101	01/30/98	A	L	114-121	03/06/07	H	W	117-107**
04/19/90	A	L	89-113	02/27/98	H	L	91-104	03/18/07	A	L	102-109
12/06/90	H	L	73-83	02/11/99	H	W	86-75	11/09/07	A	L	93-107
12/23/90	A	L	94-118	03/16/99	H	L	101-107	12/04/07	H	L	95-116
02/13/91	A	L	106-120	04/09/99	A	L	89-96	02/13/08	H	L	92-117
03/05/91	H	W	94-85	12/17/99	H	L	88-97	12/14/08	A	L	86-97
11/10/91	A	L	86-96	01/15/00	H	L	91-104	01/30/09	H	L	119-132
12/19/91	H	W	93-85	02/09/00	A	L	81-114	02/22/09	H	L	108-111
02/11/92	H	L	108-116	04/16/00	A	L	95-101	03/06/09	A	L	90-110
03/20/92	A	L	121-131	11/24/00	A	L	108-115	12/11/09	A	L	92-104
12/06/92	A	L	85-107	01/31/01	H	W	96-83	03/19/10	A	L	96-104
01/06/93	H	L	78-98	04/08/01	H	L	99-104	04/09/10	H	L	88-97
03/31/93	A	W	126-113	04/12/01	A	L	102-119	11/09/10	A	L	94-99
04/20/93	H	L	95-107	12/01/01	A	L	76-102	11/19/10	H	L	95-112
11/27/93	H	L	92-96	01/11/02	H	W	120-102	03/01/11	H	L	79-90
12/05/93	A	W	101-99	02/27/02	H	W	112-101	03/18/11	A	L	98-106
03/13/94	H	L	88-90	04/11/02	A	L	83-96	01/29/12	H	L	101-106
03/29/94	A	L	89-91	12/01/02	A	W	110-107	02/29/12	A	L	85-104
11/09/94	H	L	99-122	12/17/02	H	W	96-80	03/09/12	H	L	102-105
12/20/94	A	L	95-108	03/07/03	A	L	96-106	03/16/12	A	L	92-97
03/05/95	A	L	102-105	03/14/03	H	L	99-106	02/01/13	H	L	100-111
03/10/95	H	W	109-103	01/06/04	H	W	106-90	02/28/13	A	L	94-116
11/07/95	H	W	93-92	01/30/04	A	W	97-84	03/27/13	H	L	117-120
01/09/96	A	L	104-106	03/12/04	H	W	96-86	11/10/13	A	W	113-90
04/10/96	H	L	90-111	03/26/04	A	L	73-90	12/20/13	A	L	91-104
04/20/96	A	L	82-106	01/10/05	H	L	96-105	02/04/14	H	W	109-99
11/03/96	A	L	85-91	01/19/05	A	L	90-93	03/28/14	H	W	143-107
12/08/96	A	L	86-110	03/31/05	A	W	105-96				
12/21/96	H	W	103-88								
02/12/97	H	L	84-100	11/09/05	H	W	88-74				
				12/02/05	A	W	113-108				
				12/10/05	H	W	95-82				
				03/15/06	A	L	89-92				



Marc Gasol

CONTROLLING OWNER: Robert J. Pera
GENERAL MANAGER: Chris Wallace
VP OF BASKETBALL OPERATIONS: John Hollinger
EXECUTIVE VP OF PLAYER PERSONNEL: Ed Stefanski
HEAD COACH: David Joergel
ASSISTANT COACHES: Elston Turner, Jeff Bzdelik, Bob Thornton, Shawn Respert, Duane Ticknor
HEAD ATHLETIC TRAINER AND VP OF PLAYER CARE: Drew Graham
DIRECTOR, COMMUNICATIONS AND PUBLICATIONS: Jason Wallace
SENIOR COORDINATOR, COMMUNICATIONS AND PUBLICATIONS: Ross Wooden
COORDINATOR, COMMUNICATIONS AND PUBLICATIONS: Kerri Harper
HOME COURT: FedExForum (18,119; 2004)
FOUNDED: 1995-96 - Vancouver Grizzlies; 2001-02 - Memphis Grizzlies
NBA TITLES: None

2014-15 VS. GRIZZLIES

WED., OCT. 29	@ MEM	7:00 P.M.
FRI., FEB. 6	@ MIN	7:00 P.M.
SAT., FEB. 28	@ MIN	7:00 P.M.

2013-14 WOLVES VS. GRIZZLIES (2-2)

DATE	SITE	FINAL SCORE	WOLVES HIGH	GRIZZLIES HIGH	ATTENDANCE
12/15/13	Memphis	W 101-93	Love 30	Conley 28	15,417
01/31/14	Minnesota	L 90-94	Love 28	Randolph 26	17,429
03/24/14	Memphis	L 92-109	Love 16	Conley 23	17,784
04/02/14	Minnesota	W 102-88	Love 24	Gasol 18	12,009

SERIES FACTS

OVERALL: 40-29 • HOME: 22-12 • ROAD: 18-17 • PRESEASON: 2-1
Biggest Wolves Win: 31 (113-82 - 11/27/99, Home)
Biggest Wolves Loss: 29 (80-109 - 12/01/07, Road)
Current Overall Streak: L1 Home: W1 Road: L1
Last Wolves Win: 102-88 @ Minnesota, 04/02/14
Last Wolves Loss: 92-109 @ Memphis, 03/24/14

GAME-BY-GAME

DATE	H/A	W/L	MIN-OPP	DATE	H/A	W/L	MIN-OPP	DATE	H/A	W/L	MIN-OPP
11/05/95	A	L	98-100*	11/28/03	A	W	102-98	01/04/12	A	L	86-90
11/28/95	H	W	121-98	02/08/04	H	L	98-99	02/08/12	H	L	80-85
03/17/96	H	W	90-85	04/04/04	H	W	90-82	03/27/12	H	L	86-93
04/03/96	A	L	103-105	04/14/04	A	W	107-90	04/17/12	A	L	84-91
01/23/97	A	W	95-76	11/26/04	H	W	115-90	02/10/13	A	L	88-105
02/06/97	H	W	103-86	01/01/05	H	L	95-104	03/18/13	A	L	77-92
02/19/97	A	W	84-73	02/08/05	A	L	96-108	03/30/13	H	L	86-99
03/19/97	H	W	95-72	03/18/05	A	L	83-88	12/15/13	A	W	101-93
11/07/97	A	W	108-97	01/25/06	A	L	87-107	01/31/14	H	L	90-94
11/29/97	H	W	106-87	02/26/06	H	W	105-99	03/24/14	A	L	92-109
01/29/98	A	W	112-106	04/11/06	A	L	76-92	04/02/14	H	W	102-88
03/21/98	H	W	102-88	04/19/06	H	L	92-102**				
02/19/99	H	W	115-96	01/12/07	A	W	116-110				
03/04/99	A	W	102-93	02/09/07	A	L	97-105*				
03/18/99	A	L	81-86	04/18/07	H	L	94-116				
04/16/99	H	W	89-75	12/01/07	A	L	80-109				
11/21/99	A	W	105-81	03/19/08	H	W	98-94				
11/27/99	H	W	113-82	04/06/08	H	L	101-113				
02/18/00	H	W	103-91	04/12/08	A	W	114-105				
04/14/00	A	W	104-94**	12/29/08	H	W	108-98*				
11/22/00	H	W	101-100	01/06/09	A	W	94-87				
01/21/01	A	W	96-94	03/11/09	H	W	104-79				
02/18/01	H	L	102-110	11/14/09	A	L	87-97				
04/10/01	A	W	104-91	12/02/09	H	L	95-97				
11/02/01	H	W	111-102	01/15/10	A	L	110-135				
12/06/01	A	W	105-80	02/06/10	H	W	109-102				
03/21/02	A	W	95-93	10/30/10	A	L	89-109				
04/03/02	H	W	92-81	02/02/11	H	L	84-102				
11/15/02	A	W	99-95	02/23/11	H	L	95-104				
11/19/02	H	W	110-106*	04/02/11	A	L	89-106				
03/18/03	H	W	96-80								
04/16/03	A	W	95-87								



Chris Bosh

MANAGING GENERAL PARTNER: Micky Arison
CEO: Nick Arison
PRESIDENT: Pat Riley
HEAD COACH: Erik Spoelstra
ASSISTANT HEAD COACH: David Fizdale
ASSISTANT COACHES: Juwan Howard, Keith Smart, Dan Craig, Chris Quinn
HEAD ATHLETIC TRAINER: Jay Sabol
VICE PRESIDENT, SPORTS MEDIA RELATIONS: Tim Donovan
SENIOR DIRECTOR, SPORTS MEDIA RELATIONS: Rob Wilson
DIRECTOR, SPORTS MEDIA RELATIONS: Michael Lissack
MANAGER, SPORTS MEDIA RELATIONS: Nick Maiorana
HOME COURT: AmericanAirlines Arena (19,600; 2000)
FOUNDED: 1988-89
NBA TITLES: Three (2005-06, 2011-12, 2012-13)

2014-15 VS. HEAT

SAT., NOV. 8 @ MIA 6:30 P.M.
WED., FEB. 4 @ MIN 7:00 P.M.

2013-14 WOLVES VS. HEAT (1-1)

DATE	SITE	FINAL SCORE	WOLVES HIGH	HEAT HIGH	ATTENDANCE
12/07/13	Minnesota	L 82-103	Martin 19	James 21	19,888
04/04/14	Miami	W 122-121**	Love 28	James 34	19,661

SERIES FACTS

OVERALL: 20-28 • HOME: 12-13 • ROAD: 8-15 • PRESEASON: 5-2
Biggest Wolves Win: 17 (94-77 - 03/12/01, Home; 108-91 - 03/25/03, Home)
Biggest Wolves Loss: 41 (72-113 - 03/05/96, Road)
Current Overall Streak: W1 Home: L6 Road: W1
Last Wolves Win: 122-121** @ Miami, 04/04/14
Last Wolves Loss: 82-103 @ Minnesota, 12/07/13

GAME-BY-GAME

DATE	H/A	W/L	MIN-OPP	DATE	H/A	W/L	MIN-OPP
11/29/89	A	W	105-100	11/08/03	A	W	88-79
12/15/89	H	L	84-95	01/10/04	H	W	83-77
01/11/91	A	W	108-107	11/16/04	H	W	108-97
03/17/91	H	W	90-87	03/10/05	A	L	90-107
01/20/92	A	L	106-121	01/01/06	A	L	70-97
03/25/92	H	L	97-105	03/21/06	H	W	100-96
02/10/93	H	L	90-101	03/09/07	A	L	91-105
02/28/93	A	L	93-105	03/30/07	H	L	77-92
03/02/94	H	L	100-108*	12/17/07	A	L	87-91
04/19/94	A	L	99-126	01/08/08	H	W	101-91
01/05/95	A	L	91-114	01/13/09	H	L	96-99
02/26/95	H	W	106-99	02/18/09	A	W	111-104
03/03/96	H	W	89-87	02/23/10	A	W	91-88
03/05/96	A	L	72-113	04/03/10	H	L	84-97
03/23/97	H	L	108-113	11/02/10	A	L	97-129
04/14/97	A	W	95-87	04/01/11	H	L	92-111
02/17/98	A	L	84-110	12/30/11	H	L	101-103
04/07/98	H	W	92-89	12/18/12	A	L	92-103
03/26/99	H	W	100-93	03/04/13	H	L	81-97
12/28/99	A	L	78-89	12/07/13	H	L	82-103
01/11/00	H	L	106-116	04/04/14	A	W	122-121**
03/09/01	A	L	79-86				
03/12/01	H	W	94-77				
11/20/01	A	W	80-73				
02/17/02	H	W	93-80				
03/25/03	H	W	108-91				
03/28/03	A	L	84-111				



Giannis Antetokounmpo

OWNERS: Wes Edens and Marc Lasry
GENERAL MANAGER: John Hammond
HEAD COACH: Jason Kidd
ASSISTANT COACHES: Joe Prunty, Eric Hughes, Greg Foster, Sean Sweeney, Josh Oppenheimer
HEAD ATHLETIC TRAINER: Scott Barthlana
VICE PRESIDENT OF PUBLIC RELATIONS: Dan Smyczek
PUBLIC RELATIONS MANAGER: Mark Rosenberg
PUBLIC RELATIONS COORDINATOR: Kristen Deahl
HOME COURT: BMO Harris Bradley Center (18,717, 1988)
FOUNDED: 1968-69
NBA TITLES: One (1970-71)

2014-15 VS. BUCKS
WED., NOV. 26 @ MIN 7:00 P.M.
FRI., JAN. 9 @ MIL 7:30 P.M.

2013-14 WOLVES VS. BUCKS (2-0)			
DATE	SITE	FINAL SCORE	
12/28/13	Milwaukee	W 117-95	WOLVES HIGH Love 33
03/11/14	Minnesota	W 112-101	BUCKS HIGH Middleton 23 ATTENDANCE Knight 21 14,971 12,473

SERIES FACTS
OVERALL: 29-19 • HOME: 17-7 • ROAD: 13-11 • PRESEASON: 26-20
Biggest Wolves Win: 27 (109-82 - 03/19/00, Home)
Biggest Wolves Loss: 33 (94-127 - 01/23/10, Road)
Current Overall Streak: W4 Home: W3 Road: W2
Last Wolves Win: 112-101 at Minnesota, 03/11/14
Last Wolves Loss: 95-98 at Milwaukee, 12/27/11

GAME-BY-GAME							
DATE	H/A	W/L	MIN-OPP	DATE	H/A	W/L	MIN-OPP
12/23/89	H	L	90-94	10/29/03	H	W	95-89
12/30/89	A	L	99-109	02/24/04	A	W	108-102
11/03/90	A	L	93-111	02/01/05	A	L	86-91
04/19/91	H	W	109-91	03/04/05	H	W	103-97
12/14/91	A	L	92-103	11/25/05	H	W	99-91
01/02/92	H	L	91-92	01/10/06	A	L	92-95
01/05/93	A	L	100-114	12/16/06	A	L	104-108
01/30/93	H	W	91-82	12/22/06	H	L	107-113
11/16/93	A	W	102-98	12/15/07	A	L	92-95
02/15/94	H	W	97-90	04/16/08	H	W	110-101*
02/08/95	A	L	93-100	01/10/09	H	W	106-104
04/14/95	H	W	104-100*	01/26/09	A	W	90-83
11/26/95	A	W	105-102	11/06/09	H	L	72-87
12/27/95	H	L	93-99*	01/23/10	A	L	94-127
01/04/97	A	W	97-91	10/29/10	H	W	96-85
04/18/97	H	W	122-112	02/22/11	A	L	88-94
02/01/98	H	L	110-118	12/27/11	A	L	95-98
04/18/98	A	W	111-109	11/30/12	H	W	95-85
03/28/99	H	L	85-94	04/03/13	A	W	107-98
03/04/00	A	W	91-84	12/28/13	A	W	117-95
03/19/00	H	W	109-82	03/11/14	H	W	112-101
11/11/00	A	W	103-92				
01/29/01	H	W	99-96				
11/10/01	A	W	98-82				
01/02/02	H	W	95-77				
11/07/02	H	W	114-110				
02/24/03	A	W	117-114				



Anthony Davis

OWNER/CHARMAN OF THE BOARD: Tom Benson
OWNER/VICE CHARMAN OF THE BOARD: Rita Benson LeBlanc
PRESIDENT: Dennis Lauscha
EXECUTIVE VICE PRESIDENT: Mickey Loomis
GENERAL MANAGER: Dell Demps
HEAD COACH: Monty Williams
ASSISTANT COACHES: Randy Ayers, Dave Hanners, Bryan Gates, Fred Vinson, Kevin Hanson
HEAD ATHLETIC TRAINER: Duane Brooks
SR. VP OF COMMUNICATIONS/BROADCASTING: Greg Bense
DIRECTOR OF BASKETBALL COMMUNICATIONS: Matt Ryan
HOME COURT: New Orleans Arena (16,867; 2002)
FOUNDED: 2002-03 - New Orleans Hornets
NBA TITLES: None

2014-15 VS. PELICANS

FRI., NOV. 14	@ NOP	7:00 P.M.
FRI., JAN. 23	@ MIN	7:00 P.M.
SUN., MAR. 29	@ NOP	3:00 P.M.
MON., APR. 13	@ MIN	7:00 P.M.

2013-14 WOLVES VS. PELICANS (2-1)

DATE	SITE	FINAL SCORE	WOLVES HIGH	PELICANS HIGH	ATTENDANCE
01/01/14	Minnesota	W 124-112	Pekovic 22	Anderson 25	14,002
01/29/14	Minnesota	W 88-77	Love 30	Aminu 18	11,702
02/07/14	New Orleans	L 91-98	Love 26	Davis 26	16,541

SERIES FACTS

OVERALL: 19-20 • HOME: 11-9 • ROAD: 8-11 • PRESEASON: 5-2
Biggest Wolves Win: 29, (115-86 - 02/02/13, Home)
Biggest Wolves Loss: 34 (76-110 - 12/22/07, Road)
Current Overall Streak: L1 Home: W4 Road: L2
Last Wolves Win: 88-77 @ Minnesota, 01/29/14
Last Wolves Loss: 91-98 @ New Orleans, 02/07/14

GAME-BY-GAME

DATE	H/A	W/L	MIN-OPP	DATE	H/A	W/L	MIN-OPP
11/13/02	A	L	98-102	01/13/12	A	W	87-80
02/14/03	H	W	114-93	03/10/12	H	L	89-95
				04/07/12	A	L	90-99
01/13/04	A	W	94-89	12/14/12	A	W	113-102
01/19/04	H	W	97-90	01/11/13	A	L	92-104
11/06/04	H	W	99-92	02/02/13	H	W	115-86
11/20/04	A	W	99-94	03/17/13	H	W	97-95
03/23/05	H	W	107-102				
04/18/05	A	W	102-99	01/01/14	H	W	124-112
				01/29/14	H	W	88-77
11/23/05	A	L	80-84	02/07/14	A	L	91-98
12/21/05	H	W	88-69				
02/11/06	H	L	94-100				
11/18/06	H	L	96-99				
11/24/06	A	W	86-79				
02/02/07	A	L	83-90				
04/07/07	H	L	94-96				
11/17/07	H	L	82-100				
11/26/07	A	W	103-94				
12/22/07	A	L	76-110				
04/09/08	H	L	90-122				
01/23/09	H	W	116-108				
02/08/09	A	L	97-101				
03/18/09	A	L	93-94				
12/04/09	A	L	89-98				
12/09/09	H	L	96-97				
01/22/10	H	L	94-96				
04/11/10	A	L	86-114				
12/27/10	H	W	113-98				
02/07/11	A	W	104-92				
02/25/11	H	L	81-95				

* Includes games against New Orleans Hornets from 2002-13 and New Orleans Pelicans from 2013-14



Carmelo Anthony

EXECUTIVE CHAIRMAN/MADISON SQUARE GARDEN: James L. Dolan
PRESIDENT: Phil Jackson
GENERAL MANAGER: Steve Mills
HEAD COACH: Derek Fisher
ASSOCIATE HEAD COACH: Kurt Rambis
ASSISTANT COACHES: Jim Clemons, Rasheed Hazzard, Brian Keefe, Joshua Longstaff
ATHLETIC TRAINER: Roger Hinds
VICE PRESIDENT, PUBLIC RELATIONS: Jonathan Supranowitz
DIRECTOR, MEDIA RELATIONS: Gregg Schwartz
HOME COURT: Madison Square Garden (19,812; 1968)
FOUNDED: 1946-47
NBA TITLES: Two (1969-70, 1972-73)

2014-15 VS. KNICKS					
WED., NOV. 19	@ MIN	7:00 P.M.			
THU., MAR. 19	@ NYK	6:30 P.M.			
2013-14 WOLVES VS. KNICKS (1-1)					
DATE	SITE	FINAL SCORE	WOLVES HIGH	KNICKS HIGH	ATTENDANCE
11/03/13	New York	W 109-100	Love 34	Anthony 22	19,812
03/05/14	Minnesota	L 106-118	Love 19	Anthony 33	14,294

SERIES FACTS
OVERALL: 20-28 • **HOME:** 12-12 • **ROAD:** 8-16 • **PRESEASON:** 3-1
Biggest Wolves Win: 21, 3X MR: (114-93 - 03/22/08, Home)
Biggest Wolves Loss: 27 (105-132 - 01/26/10, Road)
Current Overall Streak: L1 Home: L3 Road: W1
Last Wolves Win: 109-100 @ New York, 11/03/13
Last Wolves Loss: 106-118 @ Minnesota, 03/05/14

GAME-BY-GAME							
DATE	H/A	W/L	MIN-OPP	DATE	H/A	W/L	MIN-OPP
11/18/89	A	L	96-111	11/24/02	A	W	106-88
03/15/90	H	W	102-82	03/02/03	H	W	99-90
12/13/90	H	L	76-87	11/26/03	H	L	92-97
01/16/91	A	W	93-89	12/23/03	A	W	98-92
12/23/91	H	L	91-97	11/03/04	H	W	99-93
02/29/92	A	L	87-103	12/29/04	A	L	87-100
11/25/92	H	L	78-99	01/16/06	A	W	96-90
02/23/93	A	L	91-95	03/26/06	H	W	98-94
01/17/94	A	L	94-106	11/22/06	H	W	107-89
03/24/94	H	L	106-123	04/06/07	A	W	99-94
12/30/94	H	L	81-90	11/04/07	A	L	93-97
01/08/95	A	L	87-102	03/22/08	H	W	114-93
01/27/96	A	L	95-104	12/26/08	A	W	120-107
03/13/96	H	L	82-106	03/13/09	H	L	94-102
11/16/96	A	L	79-82	01/26/10	A	L	105-132
12/26/96	H	W	88-80	01/31/10	H	W	112-91
12/11/97	A	L	103-107	11/12/10	H	W	112-103
02/04/98	H	W	95-88	12/06/10	A	L	114-121
02/25/99	A	L	113-115*	02/11/12	H	L	98-100
11/11/99	H	W	93-90	12/23/12	A	L	91-94
02/16/00	A	L	89-93	02/08/13	H	L	94-100
12/02/00	A	L	90-100	11/03/13	A	W	109-100
12/30/00	H	L	79-88	03/05/14	H	L	106-118
11/06/01	H	W	104-94				
03/29/02	A	W	98-77				



Kevin Durant

CHAIRMAN: Clayton I. Bennett
EXECUTIVE VICE PRESIDENT AND GENERAL MANAGER: Sam Presti
ASSISTANT GENERAL MANAGER/VICE PRESIDENT: Troy Weaver
ASSISTANT GENERAL MANAGER/LEGAL AND ADMINISTRATION: Michael Winger
HEAD COACH: Scott Brooks
ASSISTANT COACHES: Mark Bryant, Rex Kalamian, Robert Pack, Darko Rajakovic, Mike Terpstra
DIRECTOR, MEDICAL SERVICES: Dr. Donnie Strack
HEAD ATHLETIC TRAINER: Joe Sharpe
DIRECTOR OF ATHLETIC PERFORMANCE: Dwight Daub
DIRECTOR OF TEAM OPERATIONS: Marc St. Yves
DIRECTOR OF BASKETBALL COMMUNICATIONS: Matt Tumbelson
MANAGER OF BASKETBALL COMMUNICATIONS: Michael Ravina
MANAGER OF BASKETBALL COMMUNICATIONS: John Read
HOME COURT: Chesapeake Energy Arena (18,203)
FOUNDED: 1967-68 - Seattle SuperSonics; 2008-09 Oklahoma City Thunder
NBA TITLES: One (1978-79)

2014-15 VS. THUNDER

FRI., DEC. 12	@ MIN	7:00 P.M.
MON., JAN. 26	@ OKC	7:00 P.M.
FRI., MAR. 13	@ OKC	7:00 P.M.
WED., APR. 15	@ MIN	7:00 P.M.

2013-14 WOLVES VS. THUNDER (1-3)

DATE	SITE	FINAL SCORE	WOLVES HIGH	THUNDER HIGH	ATTENDANCE
11/01/13	Minnesota	W 100-81	Love 24	Lamb 16	17,433
12/01/13	Oklahoma City	L 103-113	Martin 24	Durant 32	18,203
01/04/14	Minnesota	L 111-115	Pekovic 31	Durant 48	18,065
02/05/14	Oklahoma City	L 97-106	Rubio 19	Durant 26	18,203

SERIES FACTS

OVERALL: 28-70 • HOME: 19-31 • ROAD: 9-40 • PRESEASON: 1-0 • PLAYOFFS: 2-3
Biggest Wolves Win: 42 (129-87 - 01/07/09, Home)
Biggest Wolves Loss: 37 (87-124 - 12/05/92, Road; 93-130 - 02/14/96, Road)
Current Overall Streak: L3 Home: L1 Road: L9
Last Wolves Win: 100-81 @ Minnesota, 11/01/13
Last Wolves Loss: 97-106 @ Oklahoma City, 02/05/14

GAME-BY-GAME

DATE	H/A	W/L	MIN-OPP	DATE	H/A	W/L	MIN-OPP	DATE	H/A	W/L	MIN-OPP
11/03/89	A	L	94-106	03/07/99	A	W	88-77	12/14/07	H	L	88-99
11/12/89	H	L	97-108	03/09/99	H	W	85-84	12/29/07	A	L	90-109
01/31/90	H	W	110-82	04/21/99	A	L	105-119	03/02/08	H	L	108-111*
03/02/90	A	L	83-99					03/14/08	A	W	121-116
				12/08/99	A	L	94-110				
12/30/90	H	W	126-106	12/23/99	H	W	109-102	11/02/08	A	L	85-88
03/07/91	H	L	86-91	03/05/00	H	W	105-100*	11/28/08	A	W	105-103
03/15/91	A	W	100-96*	04/12/00	A	L	83-110	01/07/09	H	W	129-87
03/29/91	A	L	107-117					03/22/09	H	L	90-97
				01/04/01	H	W	105-92				
11/17/91	H	L	91-101	01/19/01	A	W	98-93	01/20/10	H	L	92-94
12/06/91	A	L	94-96	03/04/01	H	W	119-111*	02/21/10	H	L	107-109
02/24/92	H	L	91-106	03/28/01	A	L	93-94	02/26/10	A	L	92-109
04/12/92	A	L	116-126					04/04/10	A	L	108-116
				11/27/01	A	L	102-112				
12/05/92	A	L	87-124	12/04/01	H	W	108-83	11/22/10	A	L	107-117
01/08/93	H	L	93-98	01/09/02	H	W	111-106	12/08/10	H	L	103-111
02/24/93	H	L	77-89	03/05/02	A	L	83-97	01/26/11	H	L	117-118*
04/13/93	A	L	95-129					03/25/11	A	L	103-111
				01/22/03	H	W	96-91				
11/26/93	H	L	92-110	03/04/03	A	L	83-92	12/26/11	H	L	100-104
12/04/93	A	L	82-99	04/02/03	H	W	91-86	03/23/12	A	L	140-149**
03/17/94	H	L	92-107	04/09/03	A	L	92-100	04/14/12	H	L	110-115
03/26/94	A	L	93-113								
				11/11/03	H	L	87-89	12/20/12	H	W	99-93
01/19/95	H	L	87-102	12/27/03	A	W	104-86	01/09/13	A	L	84-106
02/22/95	A	L	104-120	03/09/04	A	W	105-92	02/22/13	A	L	111-127
03/08/95	H	L	104-118	03/31/04	H	W	90-83	03/29/13	H	W	101-93
03/29/95	A	L	92-109								
				11/23/04	H	L	92-103	11/01/13	H	W	100-81
11/22/95	H	L	97-106	01/21/05	A	W	112-107	12/01/13	A	L	103-113
02/14/96	A	L	93-130	02/25/05	A	L	88-98	01/04/14	H	L	111-115
03/08/96	H	L	112-132	04/17/05	H	L	94-109	02/05/14	A	L	97-106
04/19/96	A	L	86-94								
				11/04/05	A	L	102-107*				
11/27/96	H	L	98-106	12/28/05	H	W	108-95				
12/05/96	A	L	86-117	02/15/06	H	W	102-92				
03/13/97	H	L	92-108	03/10/06	A	L	96-107				
03/28/97	A	L	81-92								
				12/29/06	H	W	101-82				
12/09/97	H	L	99-108	01/26/07	A	L	100-102				
12/23/97	A	W	112-103	03/23/07	A	L	82-85				
03/08/98	H	L	98-99*	03/27/07	H	L	106-114				
03/14/98	A	L	80-114								



Victor Oladipo

SENIOR CHAIRMAN: Rich DeVos
CHAIRMAN: Dan DeVos
CHIEF EXECUTIVE OFFICER: Alex Martins
GENERAL MANAGER: Rob Hennigan
VP/ASSISTANT GENERAL MANAGER: Scott Perry
ASSISTANT GENERAL MANAGER: Matt Lloyd
HEAD COACH: Jacque Vaughn
ASSISTANT COACHES: James Borrego, Wes Unseld Jr., Brett Gunning
ASSISTANT COACHES/PLAYER DEVELOPMENT: Laron Profit
ATHLETIC TRAINER: Keon Weise
SR. VICE PRESIDENT OF PUBLIC RELATIONS: Joel Glass
DIRECTOR OF COMMUNICATIONS: George Galante
ASST. DIRECTOR OF COMMUNICATIONS: Trish Wingerson
COMMUNICATIONS MANAGER: Melanie Curtsinger
HOME COURT: Amway Center (18,846; 2010)
FOUNDED: 1989-90
NBA TITLES: None

2014-15 VS. MAGIC
FRI., NOV. 7 @ ORL 6:00 P.M.
FRI., APR. 3 @ MIN 7:00 P.M.

2013-14 WOLVES VS. MAGIC (1-1)					
DATE	SITE	FINAL SCORE	WOLVES HIGH	MAGIC HIGH	ATTENDANCE
10/30/13	Minnesota	W 120-115*	Love 31	Afflalo 28	17,988
04/05/14	Orlando	L 92-100	Rubio 18	Afflalo 18	16,992

SERIES FACTS
OVERALL: 18-31 • **HOME:** 12-12 • **ROAD:** 6-19 • **PRESEASON:** 1-1
Biggest Wolves Win: 29 (100-71 - 11/07/03, Road)
Biggest Wolves Loss: 42 (86-128 - 11/03/10, Road)
Current Overall Streak: L1 Home: W2 Road: L6
Last Wolves Win: 120-115* @ Minnesota, 10/30/13
Last Wolves Loss: 92-100 @ Orlando, 04/05/14

GAME-BY-GAME							
DATE	H/A	W/L	MIN-OPP	DATE	H/A	W/L	MIN-OPP
11/30/89	A	L	96-103	11/01/02	H	W	111-105
04/13/90	H	W	117-102	03/27/03	A	L	107-110
11/11/90	H	W	108-81	11/07/03	A	W	100-71
01/09/91	A	W	111-103	02/03/04	H	W	113-100
02/07/91	A	L	103-108	01/12/05	H	L	80-87
02/22/91	H	L	101-103	03/11/05	A	W	101-96
01/21/92	A	L	92-105	12/30/05	A	L	87-107
02/05/92	H	L	102-109	03/29/06	H	W	103-91
03/02/93	A	L	89-108	11/11/06	H	L	98-109
04/09/93	H	L	92-95	04/01/07	A	W	105-104*
01/14/94	H	W	96-92	11/06/07	H	L	103-111
04/20/94	A	L	101-121	04/11/08	A	W	102-101
01/06/95	A	L	99-121	12/03/08	A	L	89-100
02/19/95	H	W	100-95	12/27/08	H	L	94-118
11/24/95	H	L	98-109	01/01/10	H	L	94-106
12/20/95	A	L	100-107	03/26/10	A	L	97-106
11/21/96	A	L	86-90	11/03/10	A	L	86-128
02/14/97	H	W	104-100	01/15/11	H	L	99-108
02/11/98	H	L	89-96	02/13/12	A	L	89-102
02/18/98	A	L	102-115				
				11/07/12	H	W	90-75
12/02/99	H	L	93-103	12/17/12	A	L	93-102
12/27/99	A	W	107-105				
				10/30/13	H	W	120-115*
01/25/01	H	W	109-100	04/05/14	A	L	92-100
03/10/01	A	L	93-105				
11/17/01	H	W	103-95				
11/21/01	A	L	106-117				



Nerlens Noel

MANAGING OWNER: Josh Harris
PRESIDENT OF BASKETBALL OPERATIONS AND GENERAL MANAGER: Sam Hinkie
HEAD COACH: Brett Brown
ASSISTANT COACHES: Chad Iske, Lloyd Pierce
ASSISTANT COACH/DIRECTOR OF PLAYER DEVELOPMENT: Billy Lange
PLAYER DEVELOPMENT COACH: Sean Rooks
SHOOTING COACH: Eugene Burroughs
SPECIAL ASSISTANT TO HEAD COACH: Vance Walberg
HEAD ATHLETIC TRAINER: Kevin Johnson
DIRECTOR OF PUBLIC RELATIONS: Michael Preston
PUBLIC RELATIONS COORDINATOR: Sean McCloskey
PUBLICIST: Rebecca Timms
PUBLIC RELATIONS COORDINATOR: Alex Yoh
HOME COURT: The Center (20,328; 1996)
FOUNDED: 1949-50 - Syracuse Nationals; 1963-64 - Philadelphia 76ers
NBA TITLES: Three (1954-55, 1966-67, 1982-83)

2014-15 VS. SIXERS
WED., DEC. 3 @ MIN 7:00 P.M.
FRI., JAN. 30 @ PHI 6:00 P.M.

2013-14 WOLVES VS. SIXERS (2-0)					
DATE	SITE	FINAL SCORE	WOLVES HIGH	SIXERS HIGH	ATTENDANCE
12/11/13	Minnesota	W 106-99	Love 26	Hawes/Wroten 20	13,450
01/06/14	Philadelphia	W 126-95	Love 26	Young 20	10,736

SERIES FACTS
OVERALL: 27-20 • HOME: 16-8 • ROAD: 11-12 • PRESEASON: 2-2
Biggest Wolves Win: 35 (119-84 - 12/08/04, Road)
Biggest Wolves Loss: 38 (71-109 - 11/25/94, Home)
Current Overall Streak: W5 Home: W3 Road: W2
Last Wolves Win: 126-95 @ Philadelphia, 01/06/14
Last Wolves Loss: 100-111 @ Philadelphia, 03/04/11

GAME-BY-GAME							
DATE	H/A	W/L	MIN-OPP	DATE	H/A	W/L	MIN-OPP
11/10/89	H	W	125-118*	02/01/04	H	W	106-101
04/12/90	A	L	77-110	02/29/04	A	L	74-81
02/03/91	H	W	110-102**	12/08/04	A	W	119-84
04/14/91	A	W	96-88	01/07/05	H	W	89-84
12/13/91	H	L	95-104	12/12/05	A	L	89-909*
01/24/92	A	L	86-119	01/22/06	H	L	84-86
03/08/93	H	L	83-92	12/03/06	A	W	95-84
04/18/93	A	L	79-106	01/05/07	H	W	104-102*
03/15/94	H	W	96-87	12/12/07	A	L	94-98
03/18/94	A	W	100-98	02/19/08	H	W	104-88
11/25/94	H	L	71-109	11/19/08	H	W	102-96
02/15/95	A	W	101-97	03/25/09	A	L	88-96
12/17/95	H	L	99-101	01/18/10	H	W	108-103*
03/06/96	A	W	103-90	02/09/10	A	L	97-119
03/11/97	H	W	104-100	02/12/11	H	L	87-107
03/14/97	A	L	95-109	03/04/11	A	L	100-111
12/17/97	A	W	94-90	02/19/12	H	W	92-91
04/10/98	H	W	107-102				
01/09/00	A	W	123-112	12/04/12	A	W	105-88
03/28/00	H	L	100-102	02/20/13	H	W	94-87
11/09/00	H	L	82-84	12/11/13	H	W	106-99
12/11/00	A	W	96-91*	01/06/14	A	W	126-95
10/30/01	H	W	83-74				
01/30/02	A	L	91-96				
12/18/02	A	L	94-99				
02/02/03	H	W	99-91				



Goran Dragic

MANAGING PARTNER: Robert Sarver
PRESIDENT OF BASKETBALL OPERATIONS: Lon Babby
GENERAL MANAGER: Ryan McDonough
HEAD COACH: Jeff Hornacek
ASSISTANT COACHES: Jerry Sichting, Mike Longabardi, Kenny Gattison, Mark West
VP OF ATHLETIC CARE/HEAD ATHLETIC TRAINER: Aaron Nelson
VICE PRESIDENT, BASKETBALL COMMUNICATIONS: Julie Fie
MANAGERS, BASKETBALL COMMUNICATIONS: DC Headley, Cole Mickelson
ASSISTANT TO VP OF COMMUNICATIONS: Lori Cook
HOME COURT: U.S. Airways Center (18,422; 1992)
FOUNDED: 1968-69
NBA TITLES: None

2014-15 VS. SUNS

WED., JAN. 7	@ MIN	8:30 P.M.
FRI., JAN. 16	@ PHX	8:00 P.M.
FRI., FEB. 20	@ MIN	7:00 P.M.
WED., MAR. 11	@ PHX	9:00 P.M.

2013-14 WOLVES VS. SUNS (1-2)

DATE	SITE	FINAL SCORE	WOLVES HIGH	SUNS HIGH	ATTENDANCE
01/08/14	Minnesota	L 103-104	Martin 20	Dragic 26	12,202
02/25/14	Phoenix	W 110-101	Love 33	Green 19	16,273
03/23/14	Minnesota	L 120-127	Love 36	Mark. Morris 25	17,866

SERIES FACTS

OVERALL: 32-62 • HOME: 18-28 • ROAD: 14-34 • PRESEASON: 1-2
Biggest Wolves Win: 31 (117-86 - 03/22/13, Road)
Biggest Wolves Loss: 38 (114-152 - 03/16/10, Road)
Current Overall Streak: L1 Home: L2 Road: W2
Last Wolves Win: 110-101 @ Phoenix, 02/25/14
Last Wolves Loss: 120-127 @ Minnesota, 03/23/14

GAME-BY-GAME

DATE	H/A	W/L	MIN-OPP	DATE	H/A	W/L	MIN-OPP	DATE	H/A	W/L	MIN-OPP
12/29/89	H	L	101-118	11/18/97	A	W	108-90	12/26/05	H	L	89-103
01/18/90	A	L	96-113	12/13/97	H	W	112-101	02/06/06	A	W	103-101
03/10/90	H	L	98-101*	01/07/98	H	L	77-92	03/11/06	A	L	102-110
03/23/90	A	L	99-120	03/25/98	A	W	99-97				
								01/21/07	A	L	102-131
12/19/90	A	L	96-112	04/07/99	A	L	82-90	01/29/07	H	W	121-112
01/07/91	H	L	106-119	04/28/99	H	W	97-92	02/23/07	H	L	104-116
03/10/91	H	L	109-123	05/05/99	A	L	96-100	03/20/07	A	L	90-108
03/26/91	A	L	95-117								
12/03/91	H	L	95-101	11/13/99	H	W	111-100	12/08/07	H	W	100-93
01/13/92	A	L	111-131	02/10/00	A	L	85-101	01/18/08	A	L	95-115
03/15/92	H	L	113-118	03/14/00	A	L	100-107	01/23/08	H	W	117-107
03/21/92	A	L	105-121	04/02/00	H	L	86-87	04/04/08	A	L	88-117
11/14/92	H	L	101-108	01/07/01	A	W	108-88	11/26/08	H	L	102-110
01/27/93	H	L	116-117*	01/23/01	H	W	82-73	01/16/09	A	W	105-103
02/03/93	A	L	102-122	02/17/01	A	L	96-104	04/11/09	H	L	97-110
04/14/93	A	L	84-98	04/06/01	H	W	101-88				
								11/01/09	A	L	112-120
01/07/94	H	L	103-110	01/18/02	A	L	100-103*	11/27/09	H	L	84-107
02/09/94	A	L	106-111	02/13/02	H	W	107-92	03/16/10	A	L	114-152
02/24/94	H	L	101-120	03/08/02	A	L	76-81	03/28/10	H	L	105-111
03/04/94	A	L	101-106	04/06/02	H	W	108-104				
								12/15/10	A	L	122-128
11/16/94	A	L	90-105	12/30/02	H	W	104-98	04/06/11	H	L	98-108
12/10/94	H	L	89-103	02/23/03	H	W	99-97	04/11/11	A	L	127-135*
01/24/95	H	L	85-100	03/09/03	A	W	105-98				
03/31/95	A	L	96-106	04/05/03	A	L	94-111	03/01/12	A	L	95-104
								03/12/12	A	W	127-124
12/01/95	A	L	105-111	12/03/03	A	W	92-79	04/09/12	H	L	90-114
01/04/96	A	W	98-93	01/25/04	H	W	99-95				
01/24/96	H	L	91-101	02/17/04	H	W	110-95	12/29/12	H	W	111-107
02/28/96	H	L	93-117	03/19/04	A	W	93-90	02/26/13	A	L	83-84*
								03/22/13	A	W	117-86
11/05/96	A	W	98-95	12/03/04	A	W	97-93	04/13/13	H	W	105-93
12/13/96	H	W	108-105	01/04/05	H	L	115-122				
02/16/97	A	W	107-96	02/02/05	H	L	79-108	01/08/14	H	L	103-104
04/08/97	A	L	107-115	04/01/05	A	L	98-107	02/25/14	A	W	110-101
								03/23/14	H	L	120-127



Damian Lillard

OWNER: Paul Allen
PRESIDENT AND CEO: Chris McGowan
GENERAL MANAER: Neil Olshay
HEAD COACH: Terry Stotts
ASSISTANT COACHES: Jay Triano, David Vanterpool, Nate Tibbetts, Kim Hughes, Dale Osbourne
HEAD ATHLETIC TRAINER: Geoff Clark
VICE PRESIDENT OF BASKETBALL COMMUNICATIONS: Jim Taylor
BASKETBALL COMMUNICATIONS DIRECTOR: Collin Romer
HOME COURT: Moda Center (19,980; 1995)
FOUNDED: 1970-71
NBA TITLES: One (1976-77)

2014-15 VS. BLAZERS

SUN., NOV. 30	@ POR	8:00 P.M.
WED., DEC. 10	@ MIN	7:00 P.M.
SAT., MAR. 7	@ MIN	7:00 P.M.
WED., APR. 8	@ POR	9:00 P.M.

2013-14 WOLVES VS. BLAZERS (1-3)

DATE	SITE	FINAL SCORE	WOLVES HIGH	BLAZERS HIGH	ATTENDANCE
12/18/13	Minnesota	W 120-109	Pekovic 30	Lillard 36	13,776
01/25/14	Portland	L 104-115	Martin 30	Aldridge 21	20,006
02/08/14	Minnesota	L 110-117	Brewer 26	Aldridge 26	17,506
02/23/14	Portland	L 97-108	Love 31	Lillard 32	19,458

SERIES FACTS

OVERALL: 27-71 • HOME: 16-32 • ROAD: 11-39 • PRESEASON: 1-1 • PLAYOFFS: 1-3
Biggest Wolves Win: 21 (96-75 - 01/08/04, Home)
Biggest Wolves Loss: 30 (91-121 - 03/30/91, Road)
Current Overall Streak: L3 Home: L1 Road: L5
Last Wolves Win: 120-109 @ Minnesota, 12/18/13
Last Wolves Loss: 97-108 @ Portland, 02/23/14

GAME-BY-GAME

DATE	H/A	W/L	MIN-OPP	DATE	H/A	W/L	MIN-OPP	DATE	H/A	W/L	MIN-OPP
11/05/89	A	L	83-93	02/28/99	H	L	93-100	12/28/07	A	L	98-109
01/11/90	H	L	80-82	03/05/99	A	L	85-97	01/02/08	H	L	79-90
03/25/90	A	W	110-105	04/25/99	A	L	84-100	03/11/08	H	L	96-103
04/10/90	H	L	94-106					03/15/08	A	L	96-107
				11/24/99	H	L	81-88				
11/29/90	A	L	92-107	12/09/99	A	L	86-90	11/08/08	A	L	93-97
01/15/91	H	L	117-132	01/06/00	H	W	98-96	11/15/08	H	L	83-88
03/30/91	A	L	91-121	03/16/00	A	W	96-92	02/27/09	H	L	82-102
04/02/91	H	L	93-104					03/07/09	A	L	93-95
				01/27/01	H	W	93-80				
11/15/91	H	L	102-107	02/13/01	A	L	88-109	11/08/09	A	L	93-116
12/16/91	A	L	104-119	04/01/01	A	W	99-95	11/11/09	H	L	84-107
03/11/92	H	L	113-124	04/04/01	H	W	83-79	11/21/09	A	L	78-106
03/17/92	A	L	91-111					02/27/10	H	L	91-110
				12/30/01	A	W	95-93				
01/20/93	H	L	94-110	02/06/02	H	W	113-103	12/17/10	A	L	102-107
02/02/93	A	W	104-91	03/06/02	A	L	78-85	01/07/11	H	L	98-108
04/11/93	A	L	110-127	03/23/02	H	L	99-108	01/17/11	A	L	102-113
04/16/93	H	L	109-117					02/14/11	H	L	81-95
				12/14/02	H	L	92-98*				
12/08/93	H	L	111-114	01/18/03	A	W	104-98	03/03/12	A	W	127-124
12/18/93	A	L	95-105	03/16/03	H	W	111-95	03/07/12	H	W	106-94
01/28/94	A	L	98-109	04/06/03	A	W	97-78	04/01/12	A	L	106-119
04/22/94	H	L	103-118								
				12/26/03	A	L	92-101	11/23/12	A	L	95-103
02/03/95	H	L	97-112	01/08/04	H	W	96-75	01/05/13	H	L	97-102
02/21/95	A	L	86-99	03/10/04	A	L	79-92	02/04/13	H	L	98-100
03/12/95	H	L	88-102	03/14/04	H	L	83-92	03/02/13	A	L	94-109
04/04/95	A	L	91-95								
				12/14/04	H	W	100-89	12/18/13	H	W	120-109
11/10/95	H	L	102-108	01/15/05	H	W	92-84	01/25/14	A	L	104-115
01/07/96	A	L	97-113	01/22/05	A	W	92-83	02/08/14	H	L	110-117
02/07/96	H	L	93-103	02/27/05	A	W	91-83	02/23/14	A	L	97-108
03/19/96	A	L	78-106								
				11/02/05	H	W	90-86				
11/07/96	A	L	94-95*	12/07/05	A	W	84-74				
11/12/96	H	W	100-97	12/23/05	H	L	83-91				
01/25/97	A	L	94-101	02/03/06	A	L	85-89				
02/02/97	H	W	103-102								
				11/04/06	A	L	86-88				
11/04/97	A	L	105-122	11/14/06	H	W	101-89				
11/26/97	H	L	90-96	01/24/07	A	L	98-101*				
01/09/98	H	W	96-91	03/25/07	H	W	94-93				
03/12/98	A	L	92-95								



DeMarcus Cousins

OWNER AND CHAIRMAN: Vivek Ranadivé
PRESIDENT: Chris Granger
GENERAL MANAGER: Pete D'Alessandro
ASSISTANT GENERAL MANAGER: Mike Bratz
HEAD COACH: Michael Malone
ASSISTANT COACHES: Tyrone Corbin, Chris Jent, Corliss Williamson, Micah Nori
ASSISTANT COACH/DIRECTOR OF PLAYER DEVELOPMENT: Dee Brown
ASSISTANT COACH/ASSISTANT DIRECTOR OF PLAYER DEVELOPMENT: Ryan Bowen
DIRECTOR OF SPORTS MEDICINE: Pete Youngman
HEAD ATHLETIC TRAINER: Manny Romero
DIRECTOR, MEDIA RELATIONS: Chris Clark
DIRECTOR, BASKETBALL INFORMATION: Darryl Arata
COORDINATOR, MEDIA RELATIONS: Rahsaan Gethers
HOME COURT: Sleep Train Arena (17,317; 1988)
FOUNDED: 1948-49 - Rochester Royals; 1957-58 - Cincinnati Royals; 1972-73 - Kansas City-Omaha Kings; 1975-76 - Kansas City Kings; 1985-86 - Sacramento Kings
NBA TITLES: One (1950-51)

2014-15 VS. KINGS

SAT., NOV. 22	@ MIN	7:00 P.M.
THU., JAN. 1	@ MIN	7:00 P.M.
TUE., APR. 7	@ SAC	9:00 P.M.

2013-14 WOLVES VS. KINGS (2-2)

DATE	SITE	FINAL SCORE	WOLVES HIGH	KINGS HIGH	ATTENDANCE
01/15/14	Minnesota	L 108-111	Love 27	Gay 33	12,399
03/01/14	Sacramento	W 108-97	Martin 26	Gay 24	17,085
03/16/14	Minnesota	W 104-102	Martin 31	Thomas 27	13,171
04/13/14	Sacramento	L 103-106	Love 43	Cousins 35	16,965

SERIES FACTS

OVERALL: 49-47 • HOME: 31-17 • ROAD: 18-30 • PLAYOFFS: 4-3

Biggest Wolves Win: 29 (117-88 - 02/07/01, Home)
Biggest Wolves Loss: 32 (95-127 - 03/20/11, Home)
Current Overall Streak: L1 Home: W1 Road: L1
Last Wolves Win: 104-102 @ Minnesota, 03/16/14
Last Wolves Loss: 103-106 @ Sacramento, 04/13/14

GAME-BY-GAME

DATE	H/A	W/L	MIN-OPP	DATE	H/A	W/L	MIN-OPP	DATE	H/A	W/L	MIN-OPP
11/09/90	A	L	70-84	02/21/99	H	W	102-90	11/10/07	A	L	93-100
01/29/90	H	W	109-91	03/12/99	A	W	101-95	11/14/07	H	W	108-103
03/21/90	A	L	84-90	04/03/99	H	W	105-96	03/07/08	A	W	111-103
03/28/90	H	W	93-88	04/23/99	A	L	97-105				
								10/29/08	H	W	98-96
11/27/90	A	W	89-80	11/05/99	A	L	95-100	11/07/08	A	L	109-121
12/18/90	A	L	99-108	11/06/99	H	W	114-101	12/15/08	A	L	103-118
01/30/91	H	L	109-117	01/31/00	H	W	105-90	04/15/09	H	L	90-97
04/15/91	H	W	112-94	04/07/00	A	W	95-92				
								12/12/09	A	L	100-120
11/09/91	A	W	84-80	11/04/00	H	W	99-91	12/18/09	H	W	112-96
12/30/91	H	L	109-117	01/08/01	A	L	97-100	03/14/10	A	L	100-114
03/29/92	H	L	86-112	02/07/01	H	W	117-88	03/31/10	H	W	108-99
04/11/92	A	L	94-114	03/30/01	A	L	98-110				
								10/27/10	H	L	116-117
12/23/92	H	L	96-102*	12/14/01	H	W	114-94	11/10/10	A	W	98-89
01/23/93	A	L	108-113	12/28/01	A	L	111-125	03/20/11	H	L	95-127
02/18/93	H	W	121-114	02/03/02	H	L	107-112				
03/11/93	A	L	95-109	04/09/02	A	L	103-122	01/16/12	H	W	99-86
								02/07/12	H	W	86-84
11/19/93	H	W	113-108	11/27/02	H	W	90-74	03/18/12	A	L	99-115
12/01/93	A	W	111-101	12/03/02	A	L	86-98	04/02/12	A	L	108-116
03/09/94	H	L	96-104	01/10/03	H	W	115-109*				
04/02/94	A	L	87-102	03/05/03	A	L	95-96*	11/02/12	H	W	92-80
								11/27/12	A	W	97-89
12/22/94	A	L	89-109	11/05/03	H	L	121-125*	03/21/13	A	L	98-101
01/10/95	H	L	85-98	12/05/03	A	W	112-109*				
03/01/95	A	W	98-87	02/19/04	H	W	92-75	01/15/14	H	L	108-111
03/26/95	H	L	98-104	04/08/04	A	W	94-86	03/01/14	A	W	108-97
								03/16/14	H	W	104-102
11/03/95	A	L	86-95	11/28/04	A	W	121-110	04/13/14	A	L	103-106
01/15/96	H	W	103-94	12/10/04	H	W	113-105				
02/13/96	A	W	94-90	01/30/05	H	L	84-94				
03/15/96	H	W	113-87	04/03/05	A	W	112-100				
12/03/96	H	L	89-96	12/04/05	A	W	85-77				
12/19/96	A	L	105-112	12/13/05	H	L	91-93				
01/28/97	H	L	88-91	03/19/06	H	W	95-89				
02/18/97	A	L	84-95								
12/05/97	H	W	101-90	11/01/06	H	W	92-83				
12/22/97	A	L	79-87	11/06/06	A	L	81-93				
02/22/98	H	W	113-95	01/31/07	H	L	98-100				
03/29/98	A	W	104-96	03/21/07	A	W	95-89				



Kawhi Leonard

CHAIRMAN & CEO: Peter M. Holt
PRESIDENT OF BUSINESS OPERATIONS: Rick Pych
PRESIDENT OF BASKETBALL OPERATIONS/HEAD COACH: Gregg Popovich
PRESIDENT OF SPORTS FRANCHISES/GENERAL MANAGER: R.C. Buford
ASSISTANT GENERAL MANAGER: Scott Layden
ASSISTANT GENERAL MANAGER: Sean Marks
ASSISTANT COACHES: Ettore Messina, Jim Boylen, Ime Udoka, Chip Engelland, Chad Forcier, Becky Hammon
HEAD ATHLETIC TRAINER: Will Sevensing
SENIOR DIRECTOR OF BASKETBALL COMMUNICATIONS: Tom James
BASKETBALL COMMUNICATIONS MANAGER: Kris Davis
BASKETBALL COMMUNICATIONS COORDINATOR: Mitch Heckart
HOME COURT: AT&T Center (18,581; 2002)
FOUNDED: 1967-68 - Dallas Chaparrals; 1970-71 - Texas Chaparrals; 1973-74 - San Antonio Spurs; entered NBA - 1976-77
NBA TITLES: Five (1998-99, 2002-03, 2004-05, 2006-07, 2013-14)

2014-15 VS. SPURS		
FRI., NOV. 21	@ MIN	7:00 P.M.
SAT., DEC. 6	@ SAS	7:30 P.M.
SAT., JAN 10	@ MIN	7:00 P.M.
SUN., MAR. 15	@ SAS	6:00 P.M.

2013-14 WOLVES VS. SPURS (1-2)					
DATE	SITE	FINAL SCORE	WOLVES HIGH	SPURS HIGH	ATTENDANCE
12/13/13	San Antonio	L 110-117	Love 42	Parker 29	18,581
01/12/14	San Antonio	L 86-104	Pekovic 22	Leonard 17	18,098
04/08/14	Minnesota	W 110-91	Rubio 23	Diaw/Joseph 13	10,117

SERIES FACTS
OVERALL: 28-73 • HOME: 19-11 • ROAD: 9-42 • PLAYOFFS: 2-6
Biggest Wolves Win: 24, 2X MR: (107-83 - 03/12/13, Home)
Biggest Wolves Loss: 38 (84-122 - 12/30/95, Road)
Current Overall Streak: W1 Home: W2 Road: L2
Last Wolves Win: 110-91 @ Minnesota, 04/08/14
Last Wolves Loss: 86-104 @ San Antonio, 01/12/14

GAME-BY-GAME											
DATE	H/A	W/L	MIN-OPP	DATE	H/A	W/L	MIN-OPP	DATE	H/A	W/L	MIN-OPP
11/15/89	H	L	76-86	11/01/96	H	W	82-78	12/15/05	H	L	88-90
01/06/90	A	L	96-109	01/20/97	H	W	96-83	01/06/06	A	L	77-83
02/23/90	A	L	95-105	01/31/97	A	W	97-95	01/28/06	A	L	88-102
03/12/90	H	L	88-92	02/26/97	A	W	108-89	04/16/06	H	L	90-103
04/03/90	A	W	92-90								
				11/11/97	H	L	92-93	12/13/06	A	L	82-95
11/21/90	A	L	100-114	11/15/97	A	W	105-94	01/03/07	H	W	103-101*
12/15/90	H	L	74-90	02/24/98	A	L	99-105	04/13/07	H	L	91-110
01/26/91	A	L	105-112	03/18/98	H	L	76-92				
04/07/91	H	L	87-92					11/30/07	H	L	91-106
				02/06/99	A	L	82-96	01/12/08	A	L	88-105
11/20/91	A	L	106-113	02/09/99	H	W	74-70	02/21/08	H	L	99-100
12/11/91	H	L	85-98	02/22/99	H	W	95-89	03/28/08	A	L	84-99
01/16/92	H	L	111-125	04/14/99	A	L	79-95				
01/31/92	A	L	101-103					11/05/08	H	L	125-129**
02/19/92	A	L	103-113	01/04/00	H	W	91-88	12/12/08	H	L	86-98
03/03/92	H	L	102-103	01/27/00	A	L	80-92	12/23/08	A	L	93-99
				02/27/00	H	W	102-98	03/17/09	A	L	86-93
01/13/93	H	L	81-89	03/02/00	A	W	108-102				
02/06/93	A	L	95-104					12/29/09	A	L	99-117
03/06/93	H	W	106-105	11/02/00	A	L	91-103	03/12/10	H	L	85-103
03/24/93	H	L	92-105	11/17/00	H	W	99-94*	04/12/10	A	L	111-133
04/02/93	A	L	101-108	02/16/01	H	L	85-91				
				03/14/01	A	L	100-106*	11/24/10	H	L	109-113*
11/09/93	A	L	95-110					12/03/10	A	L	101-107
01/11/94	A	L	98-108	11/24/01	H	W	99-94	01/09/11	A	L	91-94
01/20/94	H	W	93-83	02/04/02	A	L	83-113	01/11/11	H	L	96-107
02/21/94	H	L	89-114	02/23/02	A	W	112-88				
04/11/94	A	L	89-101	03/01/02	H	L	77-85	01/02/12	H	W	106-96
								01/27/12	H	W	87-79
11/19/94	H	L	101-109	11/11/02	A	L	75-91	03/21/12	A	L	100-116
11/28/94	A	L	88-92	01/27/03	H	W	106-95				
03/14/95	A	L	100-115	03/12/03	H	L	99-111	01/13/13	A	L	88-106
03/24/95	H	L	97-111	03/21/03	A	W	101-94*	02/06/13	H	L	94-104
04/23/95	H	L	91-97					03/12/13	H	W	107-83
								04/17/13	A	W	108-95
11/15/95	H	L	96-105	01/14/04	A	W	100-93				
12/30/95	A	L	84-122	02/22/04	H	L	92-94	12/13/13	A	L	110-117
01/19/96	H	W	100-92	03/18/04	A	L	86-106	01/12/14	A	L	86-104
02/02/96	A	L	90-101	03/23/04	H	W	86-81	04/08/14	H	W	110-91
				12/23/04	A	L	82-96				
				03/16/05	A	L	73-89				
				04/20/05	H	W	95-73				



Kyle Lowry

CHAIRMAN OF THE BOARD AND NBA GOVERNOR: Larry M. Tanenbaum
PRESIDENT & CHIEF EXECUTIVE OFFICER: Tim Leiweke
PRESIDENT & GENERAL MANAGER: Masai Ujiri
HEAD COACH: Dwane Casey
ASSISTANT COACHES: Bill Bayno, Nick Nurse, Jesse Mermuys, Tom Sterner, Jama Mahlalela
ASSISTANT COACH/DIRECTOR OF SPORT SCIENCE: Alex McKechnie
HEAD ATHLETIC TRAINER: Scott McCullough
DIRECTOR, MEDIA RELATIONS: Jim LaBumbard
MANAGER, MEDIA RELATIONS: Roven Yau
COORDINATOR, MEDIA RELATIONS: Phil Summers
HOME COURT: Air Canada Centre (19,800; 1999)
FOUNDED: 1995-96
NBA TITLES: None

2014-15 VS. RAPTORS
WED., MAR. 18 @ TOR 6:30 P.M.
WED., APR. 1 @ MIN 7:00 P.M.

2013-14 WOLVES VS. RAPTORS (0-2)			
DATE	SITE	FINAL SCORE	WOLVES HIGH
01/17/14	Toronto	L 89-94	Martin 18
03/09/14	Minnesota	L 104-111	Love 26
		RAPTORS HIGH	ATTENDANCE
		Lowry24	19,800
		DeRozan 25	13,116

SERIES FACTS
OVERALL: 12-24 • **HOME:** 9-8 • **ROAD:** 3-16 • **PRESEASON:** 5-5
Biggest Wolves Win: 32 (112-80 - 03/19/02, Home)
Biggest Wolves Loss: 23 (82-105 - 02/10/08, Home)
Current Overall Streak: L6 Home: L2 Road: L4
Last Wolves Win: 103-87 @ Minnesota, 01/29/11
Last Wolves Loss: 104-111 @ Minnesota, 03/09/14

GAME-BY-GAME							
DATE	H/A	W/L	MIN-OPP	DATE	H/A	W/L	MIN-OPP
11/17/95	A	L	96-114	02/10/09	H	L	102-110
04/08/96	H	W	115-101	02/24/09	A	L	110-118
11/30/96	H	W	79-70	12/08/09	A	L	88-94
01/21/97	A	L	106-118	03/22/10	H	L	100-106
01/24/98	A	L	107-113*	01/29/11	H	W	103-87
03/06/98	H	W	113-91	02/04/11	A	L	100-111
02/26/99	A	L	92-102	01/09/12	A	L	87-97
02/25/00	A	W	107-85	11/04/12	A	L	86-105
03/26/00	H	W	106-101*	04/05/13	H	L	93-95
12/26/00	H	W	100-97	01/17/14	A	L	89-94
02/03/01	A	W	108-105	03/09/14	H	L	104-111
01/25/02	A	L	100-107				
03/19/02	H	W	112-80				
01/12/03	A	L	91-105				
01/20/03	H	W	89-81				
11/01/03	H	W	73-56				
01/21/04	A	W	108-97				
12/15/04	A	L	90-96				
01/17/05	H	L	91-100				
02/13/06	H	L	94-88				
03/24/06	A	L	77-97				
12/27/06	A	L	97-100				
04/09/07	H	L	100-111				
02/10/08	H	L	82-105				
02/27/08	A	L	85-107				



Dante Exum

OWNER: Gail Miller
CHIEF EXECUTIVE OFFICER/NBA GOVERNOR: Greg Miller
PRESIDENT, MILLER SPORTS PROPERTIES: Steve Miller
GENERAL MANAGER: Dennis Lindsey
HEAD COACH: Quin Snyder
ASSISTANT COACHES: Brad Jones, Antonio Lang, Alex Jensen, Mike Wells, Johnnie Bryant
ASSISTANT COACH/PLAYER DEVELOPMENT: Mark McKown
HEAD ATHLETIC TRAINER: Gary Briggs
VICE PRESIDENT, COMMUNICATIONS: Frank Zang
DIRECTOR, COMMUNICATIONS: Jonathan Rinehart
SR. MANAGER, COMMUNICATIONS: Derek Garduno
MANAGER, COMMUNICATIONS: Caroline Burleson
HOME COURT: EnergySolutions Arena (19,911; 1991)
FOUNDED: 1974-79 - New Orleans Jazz; 1979-present - Utah Jazz
NBA TITLES: None

2014-15 VS. JAZZ

TUE., DEC. 30	@ UTA	8:00 P.M.
SAT., JAN. 3	@ MIN	7:00 P.M.
MON., MAR. 23	@ UTA	8:00 P.M.
MON., MAR. 30	@ MIN	7:00 P.M.

2013-14 WOLVES VS. JAZZ (3-1)

DATE	SITE	FINAL SCORE	WOLVES HIGH	JAZZ HIGH	ATTENDANCE
01/18/14	Minnesota	W 98-72	Pekovic 27	Burks 18	17,111
01/21/14	Utah	W 112-97	Brewer/Love 19	Hayward 27	16,387
02/22/14	Utah	W 121-104	Love 37	Kanter 25	19,323
04/16/14	Minnesota	L 130-136**	Martin 36	Burke 32	14,155

SERIES FACTS

OVERALL: 35-69 • HOME: 22-30 • ROAD: 13-39
Biggest Wolves Win: 26 (98-72 - 01/18/14, Home)
Biggest Wolves Loss: 35 (80-115 - 01/30/95, Road)
Current Overall Streak: L1 Home: L1 Road: W2
Last Wolves Win: 121-104 @ Utah, 02/22/14
Last Wolves Loss: 130-136** @ Minnesota, 04/16/14

GAME-BY-GAME

DATE	H/A	W/L	MIN-OPP	DATE	H/A	W/L	MIN-OPP	DATE	H/A	W/L	MIN-OPP
11/21/89	H	L	101-103*	11/24/97	A	L	124-133*	12/08/06	H	W	110-103
12/17/89	H	L	112-122	03/16/98	H	L	96-102	01/22/07	A	L	91-106
02/13/90	A	L	104-110*	04/11/98	H	W	110-103	03/02/07	H	L	83-109
04/15/90	H	L	90-103	04/14/98	A	L	109-126	03/28/07	A	L	102-108
04/20/90	A	L	89-97								
				03/13/99	A	L	72-99	02/26/08	H	W	111-100
11/18/90	H	L	94-103	03/15/99	H	L	83-90	03/05/08	A	L	76-105
11/30/90	A	L	79-96	04/18/99	H	L	76-97	03/30/08	H	W	110-103
02/05/91	H	W	94-93					04/02/08	A	L	100-117
02/16/91	A	L	107-115	11/19/99	H	W	89-84				
03/23/91	A	L	89-95	11/22/99	A	L	93-108	12/09/08	H	L	96-99
				01/19/00	A	W	91-88	01/20/09	A	L	107-112
11/01/91	H	L	97-112	01/29/00	H	W	96-94	02/25/09	H	L	103-120
01/11/92	H	W	101-96					04/03/09	A	W	103-102
01/14/92	A	L	110-116	11/06/00	A	L	92-98				
04/05/92	H	W	93-91	12/23/00	H	L	92-98	12/05/09	H	W	108-101
04/17/92	A	L	106-120	01/17/01	A	W	89-81	12/14/09	A	W	110-108
				04/15/01	H	W	107-100	12/30/09	H	L	103-107
12/03/92	A	L	91-110					03/17/10	A	L	100-122
12/28/92	A	L	95-114	12/12/01	A	W	98-87				
02/15/93	H	L	91-112	01/04/02	H	W	93-86	12/22/10	H	L	107-112
03/09/93	A	L	107-116	03/02/02	A	W	116-105	01/28/11	A	L	100-108
04/25/93	H	W	113-111	03/17/02	H	L	89-96	03/11/11	H	W	122-101
								03/16/11	A	L	104-119
11/06/93	H	L	95-105	11/29/02	A	L	77-95				
12/15/93	H	L	95-97	01/04/03	H	L	97-105	01/21/12	A	L	98-108
12/27/93	A	L	93-97	02/17/03	A	L	97-109	02/22/12	H	W	100-98
01/26/94	H	W	100-98	02/26/03	H	W	92-85	03/15/12	A	L	105-111 (OT)
03/08/94	A	L	86-100								
				11/03/03	A	L	88-93	01/02/13	A	L	84-106
12/01/94	A	W	96-94	11/14/03	H	L	77-85	02/13/13	H	L	93-97
12/14/94	H	L	95-103	02/11/04	A	W	77-66	04/12/13	A	L	100-107
01/30/95	A	L	80-115	04/12/04	H	W	104-90	04/15/13	H	L	80-96
04/18/95	H	L	94-113								
04/21/95	A	L	96-99	01/28/05	H	W	93-91	01/18/14	H	W	98-72
				02/11/05	A	L	82-100	01/21/14	A	W	112-97
11/18/95	H	L	102-126					02/22/14	A	W	121-104
12/18/95	A	L	83-99	04/06/05	H	W	111-86	04/16/14	H	L	130-136**
03/10/96	H	L	96-104	04/15/05	A	W	100-84				
04/05/96	A	W	103-99								
				12/05/05	A	W	91-77				
12/06/96	A	L	95-106	02/10/06	H	L	80-94				
12/23/96	H	W	107-98	03/08/06	A	L	93-96				
03/09/97	H	L	106-105	04/07/06	H	L	95-103				
04/19/97	A	L	89-101								



Bradley Beal

MAJORITY OWNER: Ted Leonsis
PRESIDENT: Ernie Grunfeld
SR. VP OF BASKETBALL OPERATIONS: Tommy Sheppard
HEAD COACH: Randy Wittman
ASSISTANT COACHES: Don Newman, Don Zierden, Roy Rogers, Pat Sullivan, Howard Easley
ASSISTANT COACH/PLAYER DEVELOPMENT: David Adkins
HEAD ATHLETIC TRAINER: Eric Waters
SR. DIRECTOR, COMMUNICATIONS: Scott Hall
DIRECTOR, COMMUNICATIONS: Patrick Rees
DIRECTOR, CORPORATE COMMUNICATIONS: Ketsia Colimon
MANAGER, COMMUNICATIONS: Daren Jenkins
HOME COURT: Verizon Center (20,356; 1997)
FOUNDED: 1961-62 - Chicago Packers; 1962-63 - Chicago Zephyrs; 1963-64 - Baltimore Bullets; 1973-74 - Capital Bullets; 1974-75 - Washington Bullets; 1997-98 - Washington Wizards
NBA TITLES: One (1977-78)

2014-15 VS. WIZARDS
TUE., DEC. 16 @ WAS 6:00 P.M.
WED., FEB. 25 @ MIN 7:00 P.M.

2013-14 WOLVES VS. WIZARDS (1-1)					
DATE	SITE	FINAL SCORE	WOLVES HIGH	WIZARDS HIGH	ATTENDANCE
11/19/13	Washington	L 100-104	Love 25	Beal 25	14,804
12/27/13	Minnesota	W 120-98	Love 25	Wall 26	16,473

SERIES FACTS
OVERALL: 18-27 • HOME: 11-11 • ROAD: 7-16 • PRESEASON: 3-1
Biggest Wolves Win: 35 (109-74 - 12/26/04, Home)
Biggest Wolves Loss: 16 (89-105 - 11/16/07, Home)
Current Overall Streak: W1 Home: W4 Road: L2
Last Wolves Win: 120-98 @ Minnesota, 12/27/13
Last Wolves Loss: 100-104 @ Washington, 11/19/13

GAME-BY-GAME							
DATE	H/A	W/L	MIN-OPP	DATE	H/A	W/L	MIN-OPP
12/19/89	A	L	99-112	12/26/04	H	W	109-74
02/27/90	H	W	104-88	01/08/05	A	L	114-117
01/04/91	H	L	100-111	11/17/05	H	W	109-98
04/21/91	A	W	89-87	02/21/06	A	L	78-90
11/13/91	H	L	114-119*	02/20/07	A	L	100-112
03/13/92	A	L	115-118	02/25/07	H	W	98-94
11/20/92	H	L	100-108	11/16/07	H	L	89-105
11/27/92	A	W	102-83	12/11/07	A	L	88-102
12/20/93	H	L	84-99	02/17/09	A	L	103-111
02/17/94	A	L	105-109	03/09/09	H	L	99-110
12/17/94	A	W	96-87	12/26/09	H	W	101-89
02/14/95	H	L	96-99	02/17/10	A	L	99-108
02/16/96	H	L	96-108	01/13/11	H	W	109-97
04/12/96	A	L	106-116	03/05/11	A	L	96-103
11/25/96	A	L	98-105	01/08/12	A	W	93-72
04/04/97	H	W	97-95	01/25/13	A	L	101-114
11/13/97	H	L	88-91*	03/06/13	H	W	87-82
12/06/97	A	L	103-114	11/19/13	A	L	100-104
02/02/00	A	L	93-103	12/27/13	H	W	120-98
03/07/00	H	L	86-90				
12/07/00	H	W	105-88				
01/02/01	A	L	108-115				
01/12/02	A	W	108-100				
01/21/02	H	W	105-101				
11/05/02	H	W	90-86				
01/25/03	A	W	97-89				
12/12/03	A	W	110-91				
04/02/04	H	W	91-73				



NBA DIRECTORY

NEW YORK OFFICES

Olympic Tower
645 Fifth Avenue, New York, NY 10022
Phone: (212) 407-8000
Fax: (212) 832-3861

NEW JERSEY OFFICES

100 Plaza Drive
Secaucus, NJ 07094
Phone: (201) 865-1500
Fax: (201) 974-5973

INTERNATIONAL OFFICES

Headquarters - NBA EMEA

Endeavour House
189 Shaftesbury Avenue
London, United Kingdom WC2H 8JR
Telephone: +44-20-7420-8900

Spain

Pqe. Empresarial "La Finca"
Edif. 17A, 1a
28223 Pozuelo de Alarcon
Madrid, Spain
Telephone: +34-911-517-101
Fax: +34-911-517-120

Africa

6th Floor World Trade Center
Cnr West Road South and Lower Road
Morningside 2196
Johannesburg, South Africa
Telephone: +27-87-940-1333
Fax: +27-86-726-6351

Canada

50 Bay Street, Suite 1402
Toronto, Ontario
Canada M5J 3A5
Phone: 416-364-2030
Fax: 416-364-0205

India

1st Floor, Parinee Crescenzo
C38 & C39G Block, Bandra Kurla Complex
Bandra (East) Mumbai, India 400051
Telephone: +91-22-330-406
Fax: +91-22-6155-4899

LATIN AMERICA

Brazil

Av Borges de Medeiros, 633
Sala 303 – Leblon
Rio de Janeiro, RJ, Brazil 22430-041
Telephone: +55-21-3206-6400
Fax: +55-21-2586-6001

Mexico

Av Santa Fe 94, Torre A Piso 8
Colonia Zedec Santa Fe
Mexico DF Mexico 01210
Telephone: +52-55-88511159
Fax: +52-55-88511111

ASIA/PACIFIC

Hong Kong

Room 3101, The Lee Gardens
33 Hysan Avenue
Causeway Bay, Hong Kong
Telephone: +852-2843-9600
Fax: +852-2536-4808

Taiwan

Suite 1303, No. 88, Section 2
Chung Hsiao East Road
Taipei, Taiwan ROC 100
Telephone: +886-2-2397-8000
Fax: +886-2-2358-1098

Korea

21/F Seoul Finance Center
136 Sejong-Daero, Jung-Gu
Seoul, Korea 100-768
Telephone: +822-3782-6835
Fax: +822-3782-4555

China—Beijing

19th Floor, Office Tower 2,
China Central Place,
No. 79 Jianguo Road,
Chaoyang District,
Beijing 100025, China
Telephone: +86-10-5200-8200
Fax: +86-10-5200-8202

China—Shanghai

Unit 2703-2708, 27/F,
Tower, 2, Plaza 66
1366 Nanjing West Road
Shanghai 200040, China
Telephone: +86-21-6137-2200
Fax: +86-21-6288-9920

NBA KEY DATES & TERMS

2014

September 26 2014 NBA Team Media Days for teams competing in preseason games outside North America
September 27 2014 NBA Training Camps open for practice for teams competing in preseason contests outside North America
September 29 2014 NBA Team Media Days
September 30 2014 NBA Training Camps open for practice
October 5 NBA Canada Series (Toronto Raptors vs. Sacramento Kings in Vancouver, Canada at Rogers Arena)
October 8 NBA Global Games (San Antonio Spurs vs. Alba Berlin in Berlin, Germany at O2 World)
October 11 NBA Global Games (San Antonio Spurs vs. Fenerbahce Ülker in Istanbul, Turkey at Ülker Sports Arena)
NBA Global Games (Miami Heat vs. Cleveland Cavaliers in Rio De Janeiro, Brazil at HSBC Arena)
NBA Global Games (Brooklyn Nets vs. Sacramento Kings in Shanghai, China @ Mercedes-Benz Arena)
NBA Global Games (Sacramento Kings vs. Brooklyn Nets in Beijing, China at MasterCard Center)
October 24 NBA Canada Series (Toronto Raptors vs. New York Knicks in Montreal, Canada at Bell Centre)
October 27 Rosters Set for Opening Day (5 p.m. ET)
October 28 2014-15 NBA Season Tips Off
November 12 NBA Global Games (Houston Rockets vs. Minnesota Timberwolves in Mexico City, Mexico at Mexico City Arena)

2015

January 5 10-day contracts can now be signed
January 10 All contracts are guaranteed for remainder of the season
January 15 NBA Global Games (New York Knicks vs. Milwaukee Bucks in London, England at The O2)
February 13-15 2015 NBA All-Star (Brooklyn and New York) {full break runs Feb. 13-18}
February 19 2015 NBA Trade Deadline (3 p.m. ET)
March 1 Playoff Eligibility Waiver Deadline
April 8-11 Portsmouth Invitational Tournament (Portsmouth, VA)
April 15 Last Day of 2014-15 Regular Season
April 18 2015 NBA Playoffs begin
April 26 NBA Draft Early Entry Eligibility Deadline (11:59 p.m. ET)
May 4 or 5 Conference Semifinals begin (possible move-up to May 2 or 3)
May 19 or 20 Conference Finals begin (possible move-up to May 17 or 18)
May 19 2015 NBA Draft Lottery
June 4 The Finals begin (no move-up)
June 15 NBA Draft Early Entry Withdrawal Deadline (5 p.m. ET)
June 25 2015 NBA Draft



2013-14 NBA STANDINGS/AWARD WINNERS

EASTERN CONFERENCE

ATLANTIC DIVISION	W	L	PCT	GB	HOME	ROAD
Toronto	48	34	.585	-	26-15	22-19
Brooklyn	44	38	.537	4	28-13	16-25
New York	37	45	.451	11	19-22	18-23
Boston	25	57	.305	23	16-25	9-32
Philadelphia	19	63	.232	29	10-31	9-32
CENTRAL DIVISION	W	L	PCT	GB	HOME	ROAD
Indiana	56	26	.683	-	35-6	21-20
Chicago	48	34	.585	8	27-14	21-20
Cleveland	33	49	.402	23	19-22	14-27
Detroit	29	53	.354	27	17-24	12-29
Milwaukee	15	67	.183	41	10-31	5-36
SOUTHEAST DIVISION	W	L	PCT	GB	HOME	ROAD
Miami	54	28	.659	-	32-9	22-19
Washington	44	38	.537	10	22-19	22-19
Charlotte	43	39	.524	11	25-16	18-23
Atlanta	38	44	.463	16	24-17	14-27
Orlando	23	59	.280	31	19-22	4-37

WESTERN CONFERENCE

SOUTHWEST DIVISION	W	L	PCT	GB	HOME	ROAD
San Antonio	62	20	.756	-	32-9	30-11
Houston	54	28	.659	8	33-8	21-20
Memphis	50	32	.610	12	27-14	23-18
Dallas	49	33	.598	13	26-15	23-18
New Orleans	34	48	.415	28	22-19	12-29
NORTHWEST DIVISION	W	L	PCT	GB	HOME	ROAD
Oklahoma City	59	23	.720	-	34-7	25-16
Portland	54	28	.659	5	31-10	23-18
Minnesota	40	42	.488	19	24-17	16-25
Denver	36	46	.439	23	22-19	14-27
Utah	25	57	.305	34	16-25	9-32
PACIFIC DIVISION	W	L	PCT	GB	HOME	ROAD
L.A. Clippers	57	25	.695	-	34-7	23-18
Golden State	51	31	.622	6	27-14	24-17
Phoenix	48	34	.585	9	26-15	22-19
Sacramento	28	54	.341	29	17-24	11-30
L.A. Lakers	27	55	.329	30	14-27	13-28

- NBA MOST VALUABLE PLAYER.....Kevin Durant, Oklahoma City Thunder
- NBA COACH OF THE YEAR.....Gregg Popovich, San Antonio Spurs
- T-MOBILE NBA ROOKIE OF THE YEAR.....Michael Carter-Williams, Philadelphia 76ers
- NBA MOST IMPROVED PLAYER.....Goran Dragic, Phoenix Suns
- NBA DEFENSIVE PLAYER OF THE YEAR.....Joakim Noah, Chicago Bulls
- NBA SIXTH MAN AWARD.....Jamal Crawford, Los Angeles Clippers
- J. WALTER KENNEDY CITIZENSHIP AWARD.....Luol Deng, Chicago Bulls
- NBA SPORTSMANSHIP AWARD.....Mike Conley, Memphis Grizzlies
- NBA EXECUTIVE OF THE YEAR.....R.C. Buford, San Antonio Spurs

2014 ALL-NBA TEAM
(By Sportswriters, Broadcasters in NBA Cities)

- FIRST TEAM
- Kevin Durant, Oklahoma City
- LeBron James, Miami
- Joakim Noah, Chicago
- James Harden, Houston
- Chris Paul, L.A. Clippers
- SECOND TEAM
- Blake Griffin, L.A. Clippers
- Kevin Love, Minnesota
- Dwight Howard, Houston
- Stephen Curry, Golden State
- Tony Parker, San Antonio
- THIRD TEAM
- Paul George, Indiana
- LaMarcus Aldridge, Portland
- Al Jefferson, Charlotte
- Goran Dragic, Phoenix
- Damian Lillard, Portland

2014 ALL-DEFENSE TEAM
(By NBA Coaches)

- FIRST TEAM
- Joakim Noah, Chicago
- Paul George, Indiana
- Chris Paul, L.A. Clippers
- Serge Ibaka, Oklahoma City
- Andre Iguodala, Golden State
- SECOND TEAM
- LeBron James, Miami
- Patrick Beverley, Houston
- Jimmy Butler, Chicago
- Kawai Leonard, San Antonio
- Roy Hibbert, Indiana

2014 T-MOBILE ALL-ROOKIE TEAM
(Selected without regard to position)

- FIRST TEAM
- Michael Carter-Williams, Philadelphia
- Victor Oladipo, Orlando
- Trey Burke, Utah
- Mason Plumlee, Brooklyn
- Tim Hardaway Jr., New York
- SECOND TEAM
- Kelly Olynyk, Boston
- Giannis Antetokounmpo, Milwaukee
- Gorgui Dieng, Minnesota
- Cody Zeller, Charlotte
- Steven Adams, Oklahoma City



2013-14 NBA LEADERS

SCORING AVERAGE

	G	FG	FT	PTS	AVG
Durant, OKC.	81	849	703	2593	32.0
Anthony, N.Y.	77	743	459	2112	27.4
James, Mia.	77	767	439	2089	27.1
Love, Min.	77	650	520	2010	26.1
Harden, Hou.	73	549	576	1851	25.4
Griffin, LA-C	80	718	482	1930	24.1
Curry, G.S.	78	652	308	1873	24.0
Aldridge, Por.	69	652	296	1603	23.2
Cousins, Sac.	71	591	432	1614	22.7
DeRozan, Tor.	79	604	519	1791	22.7
Jefferson, Cha.	73	700	191	1594	21.8
George, Ind.	80	577	401	1737	21.7
Nowitzki, Dal.	80	633	338	1735	21.7
Irving, Cle.	71	532	291	1478	20.8
Davis, N.O.	67	522	348	1394	20.8
Lillard, Por.	82	553	371	1695	20.7
Thomas, Sac.	72	496	346	1465	20.3
Dragic, Pho.	76	552	316	1542	20.3
Gay, Tor.-Sac.	73	537	318	1457	20.0
Wall, Was.	82	579	317	1583	19.3

REBOUNDS PER GAME

	G	OFF	DEF	TOT	AVG
Jordan, LA-C	82	331	783	1114	13.6
Drummond, Det.	81	440	631	1071	13.2
Love, Min.	77	224	739	963	12.5
Howard, Hou.	71	231	635	866	12.2
Cousins, Sac.	71	218	613	831	11.7
Noah, Chi.	80	282	618	900	11.3
Aldridge, Por.	69	166	600	766	11.1
Jefferson, Cha.	73	156	636	792	10.8
Randolph, Mem.	79	265	530	795	10.1
Davis, N.O.	67	207	466	673	10.0
Bogut, G.S.	67	182	489	671	10.0
Duncan, S.A.	74	158	563	721	9.7
Varejao, Cle.	65	187	442	629	9.7
Gasol, LA-L	60	124	456	580	9.7
Gortat, Was.	81	202	565	767	9.5
Griffin, LA-C	80	192	565	757	9.5
Lee, G.S.	69	182	461	643	9.3
Monroe, Det.	82	256	504	760	9.3
Thompson, Cle.	82	269	485	754	9.2
Hickson, Den.	69	206	426	632	9.2

ASSISTS PER GAME

	G	AST	AVG
Paul, LA-C	62	663	10.7
Wall, Was.	82	721	8.8
Lawson, Den.	62	543	8.8
Rubio, Min.	82	703	8.6
Curry, G.S.	78	666	8.5
Jennings, Det.	80	609	7.6
Lowry, Tor.	79	586	7.4
Nelson, Orl.	68	476	7.0
Teague, Atl.	79	528	6.7
James, Mia.	77	489	6.4
Thomas, Sac.	72	454	6.3
Carter-Williams, Phi.	70	441	6.3
Williams, Bkn.	64	392	6.1
Walker, Cha.	73	447	6.1
Harden, Hou.	73	446	6.1
Irving, Cle.	71	433	6.1
Conley, Mem.	73	441	6.0
Dragic, Pho.	76	447	5.9
Ellis, Dal.	82	471	5.7
Parker, S.A.	68	388	5.7
Burke, Utah	70	396	5.7

FIELD GOAL PCT.

	FG	FGA	PCT
Jordan, LA-C	348	515	.676
Drummond, Det.	479	769	.623
Howard, Hou.	473	800	.591
James, Mia.	767	1353	.567
Johnson, Tor.	344	612	.562
Stoudemire, N.Y.	311	558	.557
Lopez, Por.	355	644	.551
Wade, Mia.	415	761	.545
Faried, Den.	447	820	.545
Jones, Hou.	386	712	.542
Gortat, Was.	455	840	.542

3-PT FIELD GOAL PCT.

	3FG	3GA	PCT
Korver, Atl.	185.0	392	.472
Miller, Mem.	107.0	233	.459
Morrow, N.O.	88.0	195	.451
Calderon, Dal.	191.0	425	.449
Belinelli, S.A.	126.0	293	.430
Afflalo, Orl.	128.0	300	.427
Mills, S.A.	135.0	318	.425
Curry, G.S.	261.0	615	.424
Thompson, G.S.	223.0	535	.417
Hawes, Phi.-Cle.	128.0	308	.416

FREE THROW PCT.

	FT	FTA	PCT
Roberts, N.O.	125	133	.940
Nowitzki, Dal.	338	376	.899
Jackson, OKC.	158	177	.893
Martin, Min.	303	340	.891
Augustin, Tor.-Chi.	201	227	.885
Curry, G.S.	308	348	.885
Durant, OKC.	703	805	.873
Lillard, Por.	371	426	.871
Crawford, LA-C	279	322	.866
Harden, Hou.	576	665	.866

STEALS PER GAME

	G	STL	AVG
Paul, LA-C	62	154	2.48
Rubio, Min.	82	190	2.32
Young, Phi.	79	167	2.11
Butler, Chi.	67	127	1.90
George, Ind.	80	151	1.89
Carter-Williams, Phi	70	130	1.86
Brewer, Min.	81	150	1.85
Wall, Was.	82	149	1.82
Millsap, Atl.	74	129	1.74
Leonard, S.A.	66	114	1.73

BLOCKS PER GAME

	G	BLK	AVG
Davis, N.O.	67	189	2.82
Ibaka, OKC.	81	219	2.70
Jordan, LA-C	82	203	2.48
Hibbert, Ind.	81	182	2.25
Duncan, S.A.	74	139	1.88
Bogut, G.S.	67	121	1.81
Howard, Hou.	71	128	1.80
Lopez, Por.	82	139	1.70
Henson, Mil.	70	116	1.66
Drummond, Det.	81	131	1.62

MINUTES PER GAME

	G	MIN	AVG
Anthony, N.Y.	77	2982	38.7
Butler, Chi.	67	2591	38.7
Durant, OKC.	81	3122	38.5
DeRozan, Tor.	79	3017	38.2
Harden, Hou.	73	2777	38.0
James, Mia.	77	2902	37.7
Parsons, Hou.	74	2783	37.6
Ellis, Dal.	82	3023	36.9
Curry, G.S.	78	2846	36.5
Hayward, Utah	77	2800	36.4



2014 NBA DRAFT

FIRST ROUND

TEAM	PLAYER	SCHOOL/COUNTRY
1. Cleveland	Andrew Wiggins	Kansas
2. Milwaukee	Jabari Parker	Duke
3. Philadelphia	Joel Embiid	Kansas
4. Orlando	Aaron Gordon	Arizona
5. Utah	Dante Exum	Australia
6. Boston	Marcus Smart	Oklahoma State
7. L.A. Lakers	Julius Randle	Kentucky
8. Sacramento	Nik Stauskas	Michigan
9. Charlotte	Noah Vonleh	Indiana
10. Orlando (from Philadelphia)	Elfrid Payton	Louisiana-Lafayette
11. Chicago (from Denver)	Doug McDermott	Creighton
12. Philadelphia (from Orlando)	Dario Saric	Croatia
13. Minnesota	Zach LaVine	UCLA
14. Phoenix	T.J. Warren	N.C. State
15. Atlanta	Adreian Payne	Michigan State
16. Denver (from Chicago)	Jusuf Nurkic	Croatia
17. Boston	James Young	Kentucky
18. Phoenix	Tyler Ennis	Syracuse
19. Denver (from Chicago)	Gary Harris	Michigan State
20. Toronto	Bruno Caboclo	Brazil
21. Oklahoma City	Mitch McGary	Michigan
22. Memphis	Jordan Adams	UCLA
23. Utah	Rodney Hood	Duke
24. Miami (from Charlotte)	Shabazz Napier	Connecticut
25. Houston	Clint Capela	France
26. Charlotte (from Miami)	P.J. Hairston	Texas Legends/NBA D-League
27. Phoenix	Bogdan Bogdanovic	Serbia
28. L.A. Clippers	C.J. Wilcox	Washington
29. Oklahoma City	Josh Huestis	Stanford
30. San Antonio	Kyle Anderson	UCLA

SECOND ROUND

31. Milwaukee	Damien Inglis	France
32. Philadelphia	K.J. McDaniels	Clemson
33. Cleveland	Joe Harris	Virginia
34. New York	Cleanthony Early	Wichita State
35. Memphis (from Utah)	Jarnell Stokes	Tennessee
36. Milwaukee	Johnny O'Bryant	LSU
37. Toronto	DeAndre Daniels	Connecticut
38. Detroit	Spencer Dinwiddie	Colorado
39. Philadelphia	Jerami Grant	Syracuse
40. Minnesota	Glenn Robinson III	Michigan
41. Denver	Nikola Jokic	Serbia
42. Houston	Nick Johnson	Arizona
43. Atlanta	Walter Tavares	Spain
44. Brooklyn (from Minnesota)	Markel Brown	Oklahoma State
45. Charlotte	Dwight Powell	Stanford
46. L.A. Lakers (from Washington)	Jordan Clarkson	Missouri
47. New Orleans (from Philadelphia)	Russ Smith	Louisville
48. Atlanta (from Milwaukee)	Lamar Patterson	Pittsburgh
49. Chicago	Cameron Bairstow	New Mexico
50. Phoenix	Alec Brown	Green Bay
51. New York	Thanasis Antetokounmpo	Delaware 87ers/NBA D-League
52. Philadelphia	Vasilije Micic	Serbia
53. Houston (from Minnesota)	Alessandro Gentile	Italy
54. San Antonio (from Philadelphia)	Nemanja Dangubic	Serbia
55. Oklahoma City (from Miami)	Semaj Christon	Xavier
56. Orlando (from Denver)	Roy Devyn Marble	Iowa
57. New York (from Indiana)	Louis Labeyrie	France
58. Philadelphia (from San Antonio)	Jordan McRae	Tennessee
59. Brooklyn (from Toronto)	Xavier Thames	San Diego State
60. Brooklyn (from Philadelphia via San Antonio)	Cory Jefferson	Baylor

FORT WAYNE MAD ANTS

The Fort Wayne Mad Ants, presented by the Lutheran Health Network, are the NBA Development League affiliate of the Atlanta Hawks, Brooklyn Nets, Charlotte Bobcats, Chicago Bulls, Denver Nuggets, Indiana Pacers, Los Angeles Clippers, Milwaukee Bucks, Minnesota Timberwolves, New Orleans Pelicans, Portland Trail Blazers, Toronto Raptors and Washington Wizards. The Mad Ants, established in 2007, play their home games at the Allen County War Memorial Coliseum and are the reigning NBA Development League Champions heading into the 2014-15 season.

Follow the Mad Ants on Twitter @TheMadAnts and like the Mad Ants on Facebook at facebook.com/TheMadAnts. Information on the Mad Ants 2014-15 season ticket packages and single-game tickets can be found on the team's website www.FortWayneHoops.com.



MAD ANTS STAFF DIRECTORY

President/General Manager	Jeffrey Potter
Head Coach.....	Conner Henry
Assistant Coach.....	TBA
Vice President of Operations.....	Heidi Busch
Vice President of Sales	Garrett Martz
Director of Communications	Audrey Siebrase
Account Executive	Kevin Bloom
Account Executive	Nate Felver
Athletic Trainer.....	Matt Campbell
Dance Team Coach.....	Sheenah Johnson

MAD ANTS YEAR-BY-YEAR RECORDS

YEAR	DIVISION	W	L	PCT	PLAYOFFS
2007-08	Central	17	33	.340	---
2008-09	Central	19	31	.380	---
2009-10	Eastern	22	28	.440	---
2010-11	Eastern	24	26	.480	---
2011-12	Eastern	14	36	.280	---
2012-13	Eastern	27	23	.540	Lost First Round vs. Santa Cruz (0-2)
2013-14	Eastern	34	16	.680	Won Championship vs. Santa Cruz (2-0)
ALL-TIME RECORD: 157-193 (.449)					
ALL-TIME PLAYOFF RECORD: 6-2 (.750)					



NBA DEVELOPMENT LEAGUE

Olympic Tower, 645 5th Avenue; New York, NY 10022
Media Relations Contact: Joanna Shapiro (jshapiro@nba.com)



AUSTIN TOROS
12885 N. Highway 183, Suite 207; Austin, TX 78750
Tel: (512) 236-8333; Fax: (512) 236-8444
Arena: Cedar Park Center
Media Relations Contact: Perri Travillion
(ptravillion@austintoros.com)
NBA Affiliation: San Antonio

BAKERSFIELD JAM
1400 Norris Road; Bakersfield, CA 93308
Tel: (661) 615-6550; Fax: (661) 615-6555
Arena: Dignity Health Event Center
Media Relations Contact: William Aquije
(william@bakersfieldjam.com)
NBA Affiliations: Phoenix

CANTON CHARGE
1101 Market Avenue North; Canton, OH 44702
Tel: (330) 489-1701; Fax: (330) 489-1703
Arena: Canton Memorial Civic Center
Media Relations Contact: Sean Wyatt
(swyatt@cantoncharge.com)
NBA Affiliation: Cleveland

DELAWARE 87ERS
300 Martin Luther King Blvd, Suite 200;
Wilmington, DE 19801
Tel: (302) 504-7587; Fax: TBD
Arena: Bob Carpenter Sports/Convocation Center
Media Relations Contact: TBD
NBA Affiliation: Philadelphia

ERIE BAYHAWKS
110 East 8th Street; Erie, PA 16501
Tel: (814) 790-5600; Fax: (814) 790-5608
Arena: Erie Insurance Arena
Media Relations Contact: Kevin Hagerty
(kevin.hagerty@nbaerie.com)
NBA Affiliation: Orlando

FORT WAYNE MAD ANTS
1910 St. Joe Center Rd, Suite 61; Fort Wayne, IN 46825
Tel: (260) 469-4667; Fax: (260) 469-4674
Arena: Allen County War Memorial Coliseum
Media Relations Contact: Audrey Siebrase
(audrey@fortwaynehoops.com)
NBA Affiliations: Atlanta, Brooklyn, Charlotte, Chicago, Denver, Indiana, L.A. Clippers, Milwaukee, Minnesota, New Orleans, Portland, Toronto, Washington

GRAND RAPIDS DRIVE
40 Monroe Center NW, Ste. 11,
Grand Rapids, MI 49503
Tel: TBD
Arena: The DeltaPlex
Media Relations Contact: Sarah Parfet Jbara
(spj@ssjgroupinc.com)
NBA Affiliation: Detroit

IDAHO STAMPEDE
233 South Capitol Blvd., Suite 100; Boise, ID 83702
Tel: (208) 388-4667; Fax: (208) 388-3845
Arena: CenturyLink Arena
Media Relations Contact: Ty Carter
(ty@idahostampede.com)
NBA Affiliation: Utah

IOWA ENERGY
730 3rd Street; Des Moines, Iowa 50309
Tel: (515) 564-8550; Fax: (515) 564-8551
Arena: Wells Fargo Arena
Media Relations Contact: Mike Leighton
(rburrell@iowanba.com, mleighton@iowanba.com)
NBA Affiliations: Memphis

LOS ANGELES D-FENDERS
555 North Nash Street; El Segundo, CA 90245
Tel: (310) 426-6000; Fax: (310) 426-6031
Arena: Toyota Sports Center
Media Relations Contact: TBD
NBA Affiliation: Los Angeles Lakers

MAINE RED CLAWS
413 Congress Street; Portland, ME 04101
Tel: 207-210-6655; Fax: 207-210-6659
Arena: Portland Exposition Building
Media Relations Contact: Will McClaran
(wmccclaran@maineredclaws.com)
NBA Affiliation: Boston

OKLAHOMA CITY THUNDER NBA D-LEAGUE TEAM
208 Thunder Drive, Oklahoma City, OK 73102
Tel: (918) 208-4800; Fax: (918) 429-7900
Arena: Cox Convention Center
Media Relations Contact: Ben Coldagelli
(bcoldagelli@thunder-nba.com)
NBA Affiliation: Oklahoma City

RENO BIGHORNS
9393 Gateway Drive, Suite BH; Reno, NV 89511
Tel: (775) 284-2622; Fax: (775) 853-1601
Arena: Reno Events Center
Media Relations Contact: Kyle Jones
(kjones@renobighorns.com)
NBA Affiliation: Sacramento

RIO GRANDE VALLEY VIPERS
4500 North 10th Street, Suite 315; McAllen, TX 78504
Tel: (956) 972-1144; Fax: (956) 972-1150
Arena: State Farm Arena
Media Relations Contact: Rebecca Sweat
(rsweat@rgvipers.com)
NBA Affiliation: Houston

SANTA CRUZ WARRIORS
903 Pacific Avenue, Suite 101; Santa Cruz, CA 95060
Tel: (831) 731-4396; Fax: (831) 466-3201
Arena: Kaiser Permanente Arena
Media Relations Contact: TBD
NBA Affiliation: Golden State

SIOUX FALLS SKYFORCE
2131 South Minnesota Ave; Sioux Falls, SD 57105
Tel: (605) 332-0605; Fax: (605) 332-2305
Arena: Sanford Pentagon
Media Relations Contact: Joe Millar
(joe@skyforceonline.com)
NBA Affiliation: Miami

TEXAS LEGENDS
2601 Avenue of the Stars, Suite 300; Frisco, TX 75034
Tel: (214) 469-0822; Fax: (214) 469-0823
Arena: Dr. Pepper Arena
Media Relations Contact: Britney Wynn
(bwynn@texlegends.com)
NBA Affiliation: Dallas

WESTCHESTER KNICKS
198 Central Avenue, White Plains, NY 10606
Tel: (914) 559-6870
Arena: Westchester County Center
Media Relations Contact: Katie Hatch (Katie.hatch@msg.com)
NBA Affiliation: New York



NBA CARES

NBA Cares is the league's global social responsibility program that builds on the NBA's mission of addressing important social issues in the United States and around the world. Through this program, the NBA, its teams and players have donated more than \$237 million to charity, completed more than 3 million hours of hands-on community service, and created more than 895 places where kids and families can live, learn, or play, in 25 countries and territories on five continents. NBA Cares works with internationally recognized youth-serving programs that support education, youth and family development, and health-related causes, including: KaBOOM!, Special Olympics, YMCA, Boys and Girls Clubs of America, UNICEF, the Make-A-Wish Foundation, Share Our Strength and GLAAD.



COMMUNITY





presented by



A spirit of giving and community involvement has helped define the Timberwolves organization since its inception 25 years ago. The Minnesota Timberwolves FastBreak Foundation has remained a steady community partner by contributing millions of dollars and hundreds of player appearances to help charitable causes throughout the state of Minnesota.

The mission of the FastBreak Foundation is to provide and support hands-on programs that positively impact Minnesota youth. Through giving, education, and basketball opportunities, the Foundation enables young people to make responsible decisions, contribute to their future and experience life-long memories.

The FastBreak Foundation's signature programs are its monthly themes during the Timberwolves season, in which the Foundation focuses its outreach on a particular area of giving. Each month, the Foundation works to make an impact through feature events throughout the community, in-game elements and a grant to an organization that best fits the monthly theme and fulfills the mission of the Foundation. The FastBreak Foundation is proud to be supported by the Roger and Nancy McCabe Foundation.



OCTOBER

October reflects the excitement and opportunity a new NBA season brings not only to basketball enthusiasts, but to the community in which we play. It means highlighting those who work hard to create new opportunities for Minnesota's youth; creating renewed spaces, energy and attitudes for learning and community development.

This year's events feature a Book Mobile with the goal of creating new spaces for children to read, learn and play.

**NEW SEASON
NEW BEGINNINGS**



NOVEMBER

Operation Minnesota Heroes Month serves to honor and recognize Minnesota troops and their families. The FastBreak Foundation works to ensure that those servicemen and women from Minnesota who dutifully serve their country have an opportunity to be recognized by the Timberwolves and their fans.

Highlights of Operation Minnesota Heroes Month include the Timberwolves' annual "Wolves Give Thanks" event, where the entire team gathers to serve a Thanksgiving meal to troops and veterans, and in-game recognition of Purple Heart recipients.

**OPERATION:
MINNESOTA HEROES**





DECEMBER

The Season of Giving Month focuses on organizations and events that work to make the holidays a happier time for those in need. In addition to hands-on events that directly impact Minnesotans in need during this special time of year, the FastBreak Foundation also works to recognize those in the community who embody the spirit of the season through their work to assist others.

Highlights of Season of Giving include the Timberwolves' annual "Holiday Shopping for Kids" event, where the entire team hosts 15 up for adoption children at Target for a surprise spending spree for the holiday season.

SEASON OF GIVING ❄️



JANUARY

WolvesCare Month turns the FastBreak Foundation's attention to some of the Timberwolves smallest fans, but those with the biggest hearts: children suffering with terminal or long-term illnesses. Through events at Target Center and around the community, the Foundation works to support and encourage these courageous children and their families, as well as raise awareness for some of the illnesses that impact their lives.

WOLVES CARE ❤️



FEBRUARY

WolvesFit Month is a new initiative for the FastBreak Foundation and features activities and organizations that focus on health and fitness for youth. Being active and staying fit is vital for people of all ages, and the FastBreak Foundation, through WolvesFit Month, encourages youth to get on the path to being fit at an early age.

WOLVES FIT 🍏



MARCH

Education and fostering a love of reading are an integral part of the FastBreak Foundation's efforts in the community, and March is the month when this endeavor takes center stage. During Read to Achieve Month, the Timberwolves work hard to put books in the hands of Minnesota children and offer incentives to keep reading.

A highlight of the Foundation's Read to Achieve Month is a staff-wide effort on the part of all Timberwolves employees to read to children during the month. With each staff member visiting elementary classrooms in local schools, the Timberwolves annually spend more than 100 hours in the classroom and reach over 3,000 students during the month.

READ TO ACHIEVE



APRIL

Think Green Month focuses on raising awareness for environmental causes and highlighting eco-friendly efforts in the community. Events include honoring Heroes in the Making on-court at each April home game and hosting an eco-friendly student activity.

THINK GREEN



Now in its 20th year, Taste of the Timberwolves is the signature fundraising gala of the Timberwolves FastBreak Foundation. Offering an elegant evening of food and fun, fans are invited to join Wolves players and staff in sampling the cuisine from some of the Twin Cities finest restaurants and bidding on unique memorabilia and once-in-a-lifetime experiences, all while benefiting the FastBreak Foundation and its programming. Over the past 19 years, the Taste of the Timberwolves has raised more than \$3.5 million for the Foundation.





TIMBERWOLVES SUMMER CARAVAN

The FastBreak Foundation hits the road each summer, partnering with U.S. Bank to visit communities around the region spreading the excitement of Timberwolves basketball. Highlighting free youth basketball clinics, the Timberwolves Summer Caravan has made 100 stops throughout the Upper Midwest since the program began 24 years ago.



READ TO ACHIEVE STARTING 5

While the FastBreak Foundation spotlights reading as part of its monthly theme for March, the Timberwolves' commitment to helping young people develop a life-long love of reading never stops. From the beginning of the season through January, the Foundation invites elementary students to pledge to read at least 500 pages over an eight-week period. All students who complete the program receive free tickets to a Timberwolves game, with the top readers being recognized in a special on-court ceremony.

Now in it's 12th season, the Timberwolves Read to Achieve Starting 5 program has reached more than 500 schools around the state, with students logging more than 9 million pages in that time.



TICKETS FOR KIDS

Each season, the Timberwolves FastBreak Foundation works with players, donors and other private organizations to purchase tickets for children who might not otherwise have the opportunity to experience a Timberwolves game in person. Working with more than 300 organizations across the state that provide services for economically or socially disadvantaged children.

