

2012-13

TIMBERWOLVES MEDIA GUIDE



WOLVES UNITED

AMUNDSON BAREA BUDINGER CUNNINGHAM KIRILENKO LEE LOVE PEKOVIC RIDNOUR ROY RUBIO SHVED STIEMSMA WILLIAMS

TABLE OF CONTENTS

2012-13 ROSTER

PLAYERS

FRONT OFFICE

MEDIA

2011-12 REVIEW

HISTORY

RECORDS

PLAYOFFS

NBA

COMMUNITY





2012-13 WOLVES SCHEDULE

NOVEMBER

SUN	MON	TUE	WED	THU	FRI	SAT
				1	2 7:00 m SAC	3
4 5:00 F TOR	5 6:30 F BKN	6	7 7:00 F ORL	8	9 7:00 m IND	10 7:00 m CHI
11	12 7:30 F DAL	13	14 7:00 F CHA	15	16 7:00 F GS	17
18	19	20	21 7:00 F DEN	22	23 9:00 F POR	24 9:30 F GS
25	26	27 9:00 F SAC	28 9:30 F LAC	29	30 7:00 m MIL	

DECEMBER

SUN	MON	TUE	WED	THU	FRI	SAT
						1
2	3	4 6:00 F PHI	5 6:30 F BOS	6	7 7:00 F CLE	8
9	10	11	12 7:00 F DEN	13	14 7:00 F NO	15 7:00 m DAL
16	17 6:00 F ORL	18 6:30 F MIA	19	20 6:00 T OKC	21	22
23 4:00 m NY	24	25	26 7:00 F HOU	27	28	29 7:00 m PHX

JANUARY

SUN	MON	TUE	WED	THU	FRI	SAT
		1	2 8:00 F UTA	3 8:00 F DEN	4	5 7:00 m POR
6	7	8 7:00 F ATL	9 7:00 m OKC	10	11 7:00 F NO	12
13 6:00 F SA	14 7:30 F DAL	15	16	17 7:00 T LAC	18	19 7:00 HOU
20	21 1:00 ATL	22	23 7:00 F BKN	24	25 6:00 F WAS	26 6:30 F CHA
27	28	29	30 7:00 F LAC	31		

FEBRUARY

SUN	MON	TUE	WED	THU	FRI	SAT
					1 8:30 m LAL	2 7:00 m NO
3	4 7:00 F POR	5	6 8:00 F SA	7	8 7:00 F NY	9
10 5:00 m MEM	11 6:00 F CLE	12	13 7:00 F UTA	14	15	16
17	18	19	20 7:00 F PHI	21	22 7:00 F OKC	23
24 2:30 F GS	25	26 8:00 F PHX	27	28 9:30 T LAL		

MARCH

SUN	MON	TUE	WED	THU	FRI	SAT
					1	2 9:00 m POR
3	4 7:00 m MIA	5	6 7:00 F WAS	7	8	9 8:00 m DEN
10 6:00 m DAL	11	12 7:00 F SA	13 6:00 F IND	14	15 7:00 m HOU	16
17 6:00 F NO	18 7:00 F MEM	19	20	21 9:00 SAC	22 9:00 m PHX	23
24 6:00 F CHI	25	26 6:30 F DET	27 7:00 m LAL	28	29 7:00 F OKC	30 7:00 m MEM

APRIL

SUN	MON	TUE	WED	THU	FRI	SAT
	1 7:00 m BOS	2	3 7:00 F MIL	4	5 7:00 TOR	6 7:00 DET
7	8	9 9:30 F GS	10 9:30 F LAC	11	12 8:00 UTA	13 7:00 m PHX
14	15 7:00 F UTA	16	17 7:00 m SA	18	19 m	20 m
21	22	23	24	25	26	27
28	29	30				



TARGET CENTER

2012-13 CREDITS

Executive Editors
• Aaron Seehusen

Editor

• Mike Cristaldi

Editorial Contributor

• Dan Bell & Paul Swanson

Art Direction & Design

• Emilie Rainsberry

Sr. VP of Marketing & Communications

• Ted Johnson

Creative Services Manager

• Henry Moore

Production & Logistics Manager

• John Schissel

Photography

• David Sherman

© 2012 Minnesota Timberwolves All NBA and team insignia depicted in this publication are the property of NBA Properties, Inc. and the respective teams of the NBA and may not be reproduced for commercial purposes without the prior written consent of NBA Properties, Inc. The information contained in this publication was compiled by the Minnesota Timberwolves and is provided as a courtesy to our fans and the press and may be used only for personal or editorial purposes. Any commercial use of this information is prohibited without the prior written consent of the Minnesota Timberwolves.

600 FIRST AVENUE NORTH | MINNEAPOLIS, MN 55403 | P. 612.673.1600 | F. 612.673.8385

AMUNDSON BAREA BUDINGER CUNNINGHAM KIRILENKO LEE LOVE PEKOVIC RIDNOUR ROY RUBIO SHVED STIEMSMA WILLIAMS



• TABLE OF CONTENTS •

PLAYERS

2012-13 Timberwolves Roster.....	4
Lou Amundson.....	5
Jose Juan Barea.....	7
Chase Budinger.....	9
Dante Cunningham.....	11
Andrei Kirilenko.....	13
Malcolm Lee.....	17
Kevin Love.....	19
Nikola Pekovic.....	22
Luke Ridnour.....	24
Brandon Roy.....	27
Ricky Rubio.....	29
Alexey Shved.....	31
Greg Stiemsma.....	32
Derrick Williams.....	34

FRONT OFFICE

Timberwolves Staff Directory.....	37
Glen Taylor & Limited Partners.....	40
Rob Moor.....	41
Chris Wright.....	41
David Kahn.....	42
Rick Adelman.....	43
Assistant Coaches.....	45
Player Development/Basketball Staff.....	46
Training Staff/Basketball Staff.....	47
Medical Staff/Executive Staff.....	48
Executive Staff.....	49
Timberwolves Staff Photos.....	50
Ticket Information.....	52
Target Center Staff.....	53
Crunch.....	54
Timberwolves Dancers.....	55

MEDIA

Public Relations Staff.....	57
Media Information.....	57
Wolves Broadcast Team.....	58
Wolves Traveling Media.....	58

2011-12 REVIEW

Team Roster/Final Statistics/Game-By-Game Results.....	60
Season Summary/Team Notes.....	61
Game-By-Game Statistics.....	62
Season Superlatives.....	63
Top Individual Performances/Individual Highs.....	64

HISTORY

2010-11 Season Review.....	66
2009-10 Season Review.....	67
2008-09 Season Review.....	68
2007-08 Season Review.....	69
2006-07 Season Review.....	70
2005-06 Season Review.....	71
2004-05 Season Review.....	72
2003-04 Season Review.....	73
2002-03 Season Review.....	74
2001-02 Season Review.....	75
2000-01 Season Review.....	76
1999-00 Season Review.....	77
1998-99 Season Review.....	78
1997-98 Season Review.....	79
1996-97 Season Review.....	80
1995-96 Season Review.....	81
1994-95 Season Review.....	82
1993-94 Season Review.....	83
1992-93 Season Review.....	84
1991-92 Season Review.....	85
1990-91 Season Review.....	86
1989-90 Season Review.....	87
Former Player Statistics.....	88
All-Time Jersey Numbers/Retired Numbers.....	101
All-Time College Roster.....	102
Timberwolves Drafts.....	103
Timberwolves Transactions.....	104
Timberwolves History.....	112
Team Name & Logo History.....	117

RECORDS

Wolves Individual Records.....	119
Wolves Team Highs.....	121
Wolves Team Lows.....	122
Wolves Rookie Records.....	123
Opponent Individual Records/Opponent Team Highs.....	124
Opponent Team Highs/Opponent Team Lows.....	125
Target Center Records.....	126
Two-Team Records.....	127
Miscellaneous Records.....	127
Year-By-Year Leaders.....	135
Individual Season Highs.....	138
Career Leaders.....	139
All-Time vs. NBA.....	140
All-Time Games/Leaders vs. Wolves.....	141
Head Coaching Records/Attendance.....	142

PLAYOFFS

Wolves Individual Playoff Records.....	144
Wolves Team Playoff Highs/Lows.....	146
Opp. Individual Playoff Records.....	147
Opp. Team Playoff Highs.....	148
Opp. Team Playoff Lows.....	149
2004 Playoffs vs. L.A. Lakers.....	149
2004 Playoffs vs. Sacramento.....	150
2004 Playoffs vs. Denver.....	150
2003 Playoffs vs. L.A. Lakers.....	151
2002 Playoffs vs. Dallas.....	151
2001 Playoffs vs. San Antonio.....	152
2000 Playoffs vs. Portland.....	152
1999 Playoffs vs. San Antonio.....	153
1998 Playoffs vs. Seattle.....	153
1997 Playoffs vs. Houston.....	154
Ind. Career Playoff Statistics.....	154

NBA

Team Directories.....	156
NBA Directory/NBA Key Dates & Terms.....	185
2011-12 NBA Standings/Awards/Leaders.....	186
2012 Draft Results/NBA Cares.....	187
Sioux Falls Skyforce/D-League Directory.....	188

COMMUNITY

FastBreak Foundation/Monthly Themes.....	190
Monthly Themes.....	190
Taste of the Timberwolves.....	192
Foundation Events.....	193

PLAYERS



WOLVES UNITED




2012-13 TIMBERWOLVES ROSTER

<p>LOU AMUNDSON</p> <p>#17</p>  <p>FORWARD/CENTER</p> <p>HEIGHT • 6-9 WEIGHT • 225 BIRTHDAY 12/07/82 UNLV {YEARS - 6}</p>	<p>JOSÉ JUAN BAREA</p> <p>#11</p>  <p>GUARD</p> <p>HEIGHT • 6-0 WEIGHT • 180 BIRTHDAY 06/26/84 NORTHEASTERN {YEARS - 6}</p>	<p>CHASE BUDINGER</p> <p>#10</p>  <p>FORWARD</p> <p>HEIGHT • 6-7 WEIGHT • 215 BIRTHDAY 05/22/88 ARIZONA {YEARS - 3}</p>	<p>DANTE CUNNINGHAM</p> <p>#33</p>  <p>FORWARD</p> <p>HEIGHT • 6-8 WEIGHT • 226 BIRTHDAY 04/22/87 VILLANOVA {YEARS - 3}</p>	<p>ANDREI KIRILENKO</p> <p>#47</p>  <p>FORWARD</p> <p>HEIGHT • 6-9 WEIGHT • 234 BIRTHDAY 02/18/81 CSKA MOSCOW {YEARS - 10}</p>	<p>MALCOLM LEE</p> <p>#8</p>  <p>GUARD</p> <p>HEIGHT • 6-5 WEIGHT • 203 BIRTHDAY 05/22/90 UCLA {YEARS - 1}</p>	<p>KEVIN LOVE</p> <p>#42</p>  <p>FORWARD</p> <p>HEIGHT • 6-10 WEIGHT • 253 BIRTHDAY 09/07/88 UCLA {YEARS - 4}</p>
<p>NIKOLA PEKOVIC</p> <p>#14</p>  <p>CENTER</p> <p>HEIGHT • 6-11 WEIGHT • 281 BIRTHDAY 01/03/86 MONTENEGRO {YEARS - 2}</p>	<p>LUKE RIDNOUR</p> <p>#13</p>  <p>GUARD</p> <p>HEIGHT • 6-2 WEIGHT • 173 BIRTHDAY 02/13/81 OREGON {YEARS - 9}</p>	<p>BRANDON ROY</p> <p>#3</p>  <p>GUARD</p> <p>HEIGHT • 6-6 WEIGHT • 216 BIRTHDAY 07/23/84 WASHINGTON {YEARS - 5}</p>	<p>RICKY RUBIO</p> <p>#9</p>  <p>GUARD</p> <p>HEIGHT • 6-4 WEIGHT • 194 BIRTHDAY 10/21/90 FC BARCELONA {YEARS - 1}</p>	<p>ALEXEY SHVED</p> <p>#1</p>  <p>GUARD</p> <p>HEIGHT • 6-6 WEIGHT • 188 BIRTHDAY 12/16/88 CSKA MOSCOW {YEARS - R}</p>	<p>GREG STIEMSMA</p> <p>#34</p>  <p>CENTER</p> <p>HEIGHT • 6-11 WEIGHT • 243 BIRTHDAY 09/26/85 WISCONSIN {YEARS - 1}</p>	<p>DERRICK WILLIAMS</p> <p>#7</p>  <p>FORWARD</p> <p>HEIGHT • 6-8 WEIGHT • 243 BIRTHDAY 05/25/91 ARIZONA {YEARS - 1}</p>

HEAD COACH: RICK ADELMAN (LOYOLA MARYMOUNT) **ASSISTANT COACHES:** TERRY PORTER (WISC.- STEVEN POINT)
JACK SIKMA (ILLINOIS WESLEYAN), T.R. DUNN (ALABAMA), BILL BAYNO (SACRED HEART)
ATHLETIC TRAINER: GREGG FARNAM (ST. CLOUD STATE)



LOU AMUNDSON



FORWARD • CENTER

#17

HEIGHT
6-9

WEIGHT
225

WOLVES

BIRTHDATE:

Dec. 7, 1982

BIRTHPLACE:

Ventura, California

COLLEGE:

UNLV

HIGH SCHOOL:

Monarch High School
(Louisville, Colorado)

EXPERIENCE:

Six years

ACQUIRED:

Signed as a free agent on
Sept. 25, 2012

DRAFTED:

Was not drafted (2006)

2011-12 SEASON

Acquired by the Pacers from Golden State in exchange for Brandon Rush just before the start of training camp... Though he averaged just 3.7 rebounds per game and logged an average of 12.6 minutes per contest, he was fourth on the team with 94 offensive rebounds and was third with 44 blocked shots... Gathered four or more rebounds 29 times and claimed 10+ rebounds twice... Had a season-high with 12 boards at Charlotte, 2/22, grabbing a season-high six offensive boards in that game... Including a career-best nine rebounds at the defensive end, totaled 10 at New Orleans, 3/3... Added 11 points in that game against the Hornets for his only double-double of the campaign.

CAREER NOTES

Signed by the Wolves as an unrestricted free agent on Sept. 25, 2012... Was not drafted in the 2006 NBA Draft... Signed with the Sacramento Kings on July 8, 2006... Waived by the Kings on October 26, 2006... Signed the first of two 10-day contracts with the Utah Jazz on February 5, 2007... Signed the first of two 10-day contracts with the Philadelphia 76ers on March 8, 2007 and then signed for the remainder of the season... Signed as a free agent with the Phoenix Suns on March 8, 2007... Signed as a free agent with the Golden State Warriors on September 13, 2011... Acquired by the Indiana Pacers from Golden State in exchange for Brandon Rush just before the start of training camp... **2010-11:** Appeared in 46 games (seven starts), averaging 4.3 points and 4.0 rebounds in a career-high 15.0 minutes per game... Scoring and rebounding averages were the second highest marks of career, trailing 2009-10 with Phoenix... Logged 20 or more minutes 10 times on the season, averaging 5.7 rebounds in those contests... Gathered in a season-high 12 boards at New Orleans, 1/5... Scored a season-high 11 points twice: vs. the Lakers, 4/6, and vs. Minnesota, 3/13... Had nine points, including a career-high seven free throws (in nine attempts) at Portland, 4/5... Scored eight points and collected 10 rebounds in a season-high 28 minutes in the Warriors victory vs. Dallas, 4/2... Tallied 10+ points four times and had 10 or more rebounds three times... Missed the first 20 games of the season due to surgery on his fractured right index finger... Also missed one game with a left ankle sprain and seven games with back spasms... Sat out seven games due to coaching decisions... **2009-10:** Appeared in 79 games, averaging 4.7 points and 4.4 rebounds per game in 14.8 minutes per outing, while shooting 55.1 percent from the field... Set career-highs in nearly every major statistical category, including points, rebounds and field goal percentage... Played 20+ minutes 14 times, averaging 9.1 points, 6.9 rebounds, 2.14 blocks and 22.1 minutes in those contests... Scored 10+ points 11 times, including a career-high-tying 20 points vs. Minnesota, 3/16... Grabbed 10+ rebounds four times and registered two double-doubles... **2008-09:** The winner of Phoenix's 2009 Dan Majerle Hustle Award, appeared in 76 games, averaging 4.2 points and 3.6 rebounds in 13.7 minutes, while shooting 53.6 percent from the field... Scored 10+ points six times... Scored a career-high-tying 20 points to go along with 10 rebounds and four blocks vs. Toronto (2/27)... Grabbed five or more rebounds 20 times... Collected a career-high 14 rebounds vs. Indiana (1/7)... Recorded one double-double... **2007-08:** Appeared in 16 games, averaging 1.1 points in 4.0 minutes per game... Played in the 2008 NBA Summer League for the Warriors, averaging 6.2 points, 5.4 rebounds and 17.6 minutes in five games (all starts)... **2006-07:** Appeared in one game with the Utah Jazz and 10 games with the Philadelphia 76ers, averaging 1.6 points and 2.8 rebounds in 8.7 minutes... In 25 games for the Colorado 14ers, averaged 11.1 points, 7.6 rebounds and 2.48 blocks in 25.2 minutes per game... Was named the 2006-07 D-League Rookie of the Year and to the league's First Team, despite being called up to the NBA halfway through the season... Ranked fifth in the D-League in blocks per game, eighth in field goal percentage (.562) and ninth in rebounds per game.

LOU AMUNDSON

PLAYOFF NOTES

2011-12: Appeared in 11 postseason games for Indiana, averaging 2.5 points and 2.1 rebounds in 8.5 minutes per game... **2009-10:** Appeared in all of the Suns' 16 playoff games, averaging 2.9 points and 3.5 rebounds in 12.1 minutes per game... While going 19-36 from the field (.528), hit just 9-21 FT (.429) in the postseason... In only career postseason outing with more than five points, canned 3-3 FG and 1-2 FT for seven points vs. the Lakers, 5/25... Added a playoffs career-high tying seven rebounds in that game... **2007-08:** In two games for the Philadelphia 76ers, totaled five points and seven rebounds--five of which came at the offensive end... Shot 2-4 FG and 1-2 from the floor.

COLLEGE NOTES

Played four seasons at UNLV, averaging 7.2 points, 5.6 rebounds and 1.00 blocks per game in 120 career outings (68 starts)... Finished collegiate career ranked seventh in school history in blocks (120) and 11th in rebounding... Shot better than 50 percent from the field in each of his four seasons and posted 15 career double-doubles... Was the first player in Mountain West Conference history to record multiple games with 20+ points and 20+ rebounds... Appeared in 29 games as a senior (2005-06), averaging 14.3 points, 8.6 rebounds, 1.1 assists, 1.10 steals and 1.30 blocks per game in 28.1 minutes per contest... Earned Second Team All-Mountain West Conference honors and All-District accolades as a senior... Scored 20 or more points seven times as a senior, including a career-high 25 points at Oklahoma State, 11/30/05... Appeared in 30 games as a junior (2004-05), averaging 7.8 points, 7.5 rebounds, 1.00 steals and 1.40 blocks in 24.2 minutes per game... Earned honorable mention for All-Mountain West Conference team as a junior... Appeared in 31 games as a sophomore (2003-04), averaging 4.5 points and 4.1 rebounds in 16.1 minutes per game... Sat out the 2002-03 season as a medical redshirt... Appeared in 30 games as a freshman (2001-02), averaging 2.8 points and 2.3 rebounds in 10.5 minutes per game.

PERSONAL

Full name is Louis Gabriel Amundson... Last name is pronounced "AH-mund-sun"... Nickname is "Lou"... Is the son of Dave Amundson and Eloise Berg and has one sister, Alena... While with Golden State, was active in Warriors community events and he adopted two families during the holiday season, surprising them with a special party at Oracle Arena where he presented them with gifts that he had purchased... Hosted an NBA FIT Fitness Roundup for 50 children at the Anna Marie Whalen Boys & Girls Club in Oakland... Also made school visits and took part in the Lucky Thanksgiving food distribution program... Purchased 25 tickets to every home game and donated those tickets to various children's groups who attended games in the Lou's Crew seating section... Was named to the All-Mountain West Conference Academic team in each of his four years at UNLV and he graduated cum laude with a bachelor's degree in English and philosophy... Played alongside Ron Artest, Kevin Martin and Ronnie Price at the annual Wheelchair Charities celebrity basketball game at Madison Square Garden in 2006, raising funds to benefit paraplegic and quadriplegic patients... Spends his free time drawing and painting and enjoys watching college football... Wears size 15 shoes.

CAREER HIGHS

Minutes	29	04/11/09	Phoenix	at	Minnesota	Twice)
Field Goals	10	03/16/10	Phoenix	vs.	Minnesota	
Field Goal attempts	13	03/16/10	Phoenix	vs.	Minnesota	
Three-Point Field Goals	0	04/25/12	Indiana	vs.	Chicago	(228 times)
Three-Point attempts	1	01/08/10	Phoenix	vs.	Miami	(Twice)
Free Throws	7	04/05/11	Golden State	at	Portland	
Free Throw attempts	9	04/05/11	Golden State	at	Portland	
Offensive Rebounds	9	01/07/09	Phoenix	vs.	Indiana	
Defensive Rebounds	8	03/03/10	Phoenix	at	LA Clippers	(Twice)
Rebounds	14	01/07/09	Phoenix	vs.	Indiana	
Assists	3	01/23/10	Phoenix	vs.	Golden State	
Steals	3	03/28/10	Phoenix	at	Minnesota	Twice)
Blocked Shots	5	01/02/10	Phoenix	vs.	Memphis	
Points	20	03/16/10	Phoenix	vs.	Minnesota	(Twice)

NBA REGULAR SEASON STATS

Year/Team	G	MIN	FIELD GOALS			3-POINT FG			FREE THROWS			REBOUNDS				PF	STL	BLK	PTS	AVG
			FG	FGA	PCT	FG	FGA	PCT	FT	FTA	PCT	OFF	DEF	TOT	AST					
06-07/PHI	10	89	6	15	.400	0	0	.000	4	10	.400	13	15	28	1	15	1	8	16	1.6
06-07/UTAH	1	2	0	0	.000	0	0	.000	0	0	.000	0	0	0	0	0	0	0	0	0.0
07-08/PHI	16	64	8	15	.533	0	0	.000	2	7	.286	7	5	12	0	13	1	1	18	1.1
08-09/PHX	76	1044	134	250	.536	0	1	.000	53	120	.442	128	142	270	28	154	32	65	321	4.2
09-10/PHX	79	1168	152	276	.551	0	1	.000	67	123	.545	128	218	345	31	169	24	33	371	4.7
10-11/GS	46	691	83	183	.454	0	0	.000	34	87	.391	81	104	185	4	87	14	33	200	4.3
11-12/IND	60	753	89	207	.430	0	0	.000	35	82	.427	94	128	222	14	125	27	44	213	3.5
TOTALS	288	3809	472	947	.498	0	2	.000	195	429	.455	451	612	1063	91	563	99	224	1139	4.0

NBA PLAYOFF STATS

Year/Team	G	MIN	FIELD GOALS			3-POINT FG			FREE THROWS			REBOUNDS				PF	STL	BLK	PTS	AVG
			FG	FGA	PCT	FG	FGA	PCT	FT	FTA	PCT	OFF	DEF	TOT	AST					
07-08/PHI	2	10	2	4	.500	0	0	.000	1	2	.500	5	2	7	0	2	0	0	5	2.5
09-10/PHO	16	194	19	36	.528	0	0	.000	9	21	.429	30	26	56	1	31	6	7	47	2.9
11-12/IND	11	94	12	23	.522	0	0	.000	3	6	.500	6	7	13	2	16	2	5	27	2.5
Totals	29	298	33	63	.524	0	0	.000	13	29	.448	41	35	76	3	49	8	12	79	2.7



JOSÉ JUAN BAREA



GUARD

#11

HEIGHT
6-0

WEIGHT
180

WOLVES

BIRTHDATE:

June 26, 1984

BIRTHPLACE:

Mayaguez, Puerto Rico

COLLEGE:

Northeastern

HIGH SCHOOL:

Miami Christian HS (Florida)

EXPERIENCE:

Six years

ACQUIRED:

Signed as a free agent
on Dec. 14, 2011

DRAFTED:

Was not drafted (2006)

2011-12 SEASON

Finished his first season in Minnesota and sixth in the NBA by registering career highs in scoring (11.3 ppg), assists (5.7 apg), rebounds (2.8 rpg) and minutes played (25.2 mpg)... Shot 40.0% from the floor, 37.1% (53-for-143) from three-point range and 77.6% from the line... Saw action in 41 games, missing a total of 22 due to injury and drawing three DNP-CDs... Started the final 11 contests, his only starts of the year; he averaged 16.0 ppg (42.1%) and 9.3 apg in 36.1 mpg in those 11, while shooting 43.3% (26-for-60) from three-point distance and collecting five point/assist double-doubles (seven total)... Played all 48 minutes Apr. 22 vs. Golden State, the first complete game by a Timberwolves player since Dec. 21, 2007 (Sebastian Telfair vs. Indiana)... Tallied a season-high 28 points Apr. 17 vs. Memphis, one of five 20+ efforts on the season; his five treys in that game tied a career best... Dished a career-high 15 assists Apr. 11 at Denver, the Wolves' best since Troy Hudson dealt 15 vs. Cleveland on Feb. 28, 2003... Notched his first career triple-double Mar. 23 at Oklahoma City (25 pts, 10 reb, 14 ast); he's the eighth player in club history to post a triple-double (first since 2007) and the first to accomplish that feat in a reserve role... Led Minnesota with 18 points and 11 assists Mar. 21 at San Antonio; he was credited with 10+ assists in five of his final seven road outings, averaging 11.1 apg in that stretch... Handed out his 1000th career assist Mar. 7 vs. Portland, and went over the 2500-point mark Mar. 21 at San Antonio... Led the Wolves with 22 points (going 5-for-6 from beyond the arc) in the Feb. 22 win over Utah, one of seven times he was Minnesota's top scorer.

CAREER NOTES

Signed as a free agent by Minnesota on Dec. 14, 2011... Signed as a free agent by Dallas on Aug. 11, 2006 and re-signed with the Mavs on July 9, 2008... **2010-11:** Averaged a career-high 9.5 points, 2.0 rebounds, career-high 3.9 assists and career-high 20.5 minutes in 81 games (2 starts), while shooting 43.9% (285-649 FGs) from the field, 34.9% (66-189 3FG) from 3-point range and 84.7% (133-157 FTs) from the line... Had three double-doubles and five games with 20+ points... Recorded four games with 10+ assists... Tallied 10 points (5-10 FG), 5 rebounds, and 7 assists in 23 minutes at Memphis (11/10/10)... Had a game-high 19 points (7-14 FG, 1-4 3FG, 4-4 FT) in 22 minutes vs. Philadelphia (11/12/10)... Dished out a career-high 13 assists in 27 minutes vs. New Jersey (12/9/10)... Had his career-high 29 points (11-21 FG, 1-4 3FG, 6-6 FT) in 36 minutes at MIL (1/1/11)... Recorded 25 points (9-12 FGs, 3-4 3FGs, 4-4 FTs), including 18 first-half points, in 33 minutes vs. the Clippers (1/25/11)... Notched 20 points (8-12 FG, 2-4 3FG), including 15 fourth-quarter points, in 22 minutes at Sacramento (2/9/11)... Tallied 15 points and 6 assists vs. Phoenix (4/10/11)... It was his seventh straight game with 10+ points, marking his longest double figure scoring streak of his career (3/30-4/10/11)... **2009-10:** Averaged 7.6 points, 1.9 rebounds, 3.3 assists and 19.8 minutes in 78 games (18 starts) while shooting 44.0% (232-527 FG) from the floor, 35.7% (56-157 3FGs) from 3-point range and career-high 84.4% (76-90 FT) from the line... As a starter, averaged 11.1 points, 2.0 rebounds, 3.6 assists and 25.7 minutes... Recorded 25 games with 10+ points, six games with 15+ points, and three games with 20+ points... Had a career-high 12 assists vs. Toronto (11/7/09) -- the most assists off the bench by a Mavs reserve since Derek Harper had 13 vs. Philadelphia (2/19/87)... Scored a season-high 23 points (10-13 FGs)... (8-15 FG, 3-5 3FG vs. Houston (12/18/09)... **2008-09:** Averaged career-highs in many statistical categories including points (7.8), rebounds (2.2), assists (3.4), minutes (20.3), games (79) and starts (15)... Shot 44.2% (246-557 FG) from the field (career-high), 35.7% (55-154 3FG) from 3-point range and 75.3% (70-93 FT) from the line... Recorded 20 10-point games and six 20-point games... Had 15 points (7-11 FG), including game-winning 3-pointer with 50.2 seconds to go vs. the Clippers (12/2/08)... In his first start of season, tallied 18 points (6-14 FG) in 31 minutes... vs. Phoenix



JOSÉ JUAN BAREA

vs. Phoenix (12/4/08)... Recorded 21 points and 5 assists in a career-high 40 minutes vs. San Antonio (12/9/08)... Tallied 20 points, six assists, a career-high three steal, and one block in 37 minutes vs. Chicago (2/7/09)... Scored a then career-high 26 points at Houston (2/20/09)... **2007-08:** In 44 games (9 starts), averaged 4.3 points, 1.1 rebounds, 1.3 assists and 10.5 minutes... Shot 41.8% (71-170 FG) from the field, 38.9% (21-54 3FG) from 3-point range, and 80.0% (28-35 FTs) from the line... Shot a perfect 4-4 from 3-point range to score 25 points (9-11 FG, 4-4 3FG, 3-3 FT) in second career start vs. Sacramento (11/3/06)... Had 31 games on inactive list, including the final 18 of season... **2006-07:** In 33 games (1 start), averaged 2.4 points and 5.8 minutes per game... Shot 35.9% (28-78 FG) from the field, 28.6% (5-21 3FG) from 3-point range and 66.7% (16-24 FT) from the free throw line... Scored 13 of 16 points in the fourth quarter vs. Utah (4/13/07)... Recorded his first career double-double with 13 points and 10 rebounds (5 offensive) in 31 minutes at Golden State (4/17/07)... Assigned to the D-League's Ft. Worth Flyers (1/18-1/31/07)... In 8 games (6 starts) with the Flyers, averaged 27.3 points, 5.0 rebounds, 7.8 assists and 1.3 assists in 36.6 minutes per game... Shot 52.3% (79-151 FGs) from the field, 43.8% (21-48 3FGs) from 3-point range and 78.0% (39-50 FTs) from the line in Ft. Worth.

PLAYOFF NOTES

Has played in 40 career postseason games, including 14 starts, averaging 7.7 points and 3.0 assists... **2011:** Appeared in 21 playoff games for the 2011 World Champion Mavericks, averaging 8.9 points and 3.4 assists in 18.6 minutes... He tallied 22 points and eight assists in the Mavs' 2011 Western Conference Semifinals-clinching win over the Los Angeles Lakers. He started the final three games of the 2011 NBA Finals vs. Miami, scoring 17 points in Game 4 and 15 points (on 7-for-12 shooting) in the deciding Game 5... **2010:** In six first round games vs. SA, averaged 5.8 points, 2.0 rebounds, 2.5 assists and 17.5 minutes...playoff career-high 14 points (6-13 FGs, 2-4 3FGs), 4 rebounds, 4 assists and 32 minutes in Game 3 at SA (4/23/10)... **2009:** In 10 games (4 starts), averaged 7.6 points, 2.0 rebounds, 3.4 assists and 22.1 minutes... In five first round games (3 starts) vs. San Antonio, averaged 10.0 points, 2.0 rebounds, 4.6 assists and 26.4 minutes... In first career postseason start, recorded 13 points (5-8 FGs, 1-2 3FGs, 2-2 FTs), 7 assists, 1 steal, 33 minutes in Game 3 vs. SA (4/23/09)...In five Western Conference Semifinal games (1 start) vs. Denver, averaged 5.2 points, 2.0 rebounds, 2.2 assists and 17.8 minutes... **2008:** In Game 4 vs. NO (4/27/08), appeared for five minutes and scored 8 points (3-4 FGs, 2-2 3FGs)... **2007:** Appeared in two first round games vs. GS for a total of four minutes.

INTERNATIONAL NOTES

Represented Puerto Rico in five games at the 2010 FIBA World Championships (Istanbul, Turkey), averaging a team-high 16.4 points, 5.4 assists and 3.8 rebounds... Represented Puerto Rico in five games at the 2008 FIBA Olympic Qualifying Tournament (Athens, Greece), averaging 12.4 points, 3.2 rebounds and 2.2 assists... Played for Puerto Rico (finished in third place) in the 2007 FIBA Americas Tournament, averaging 7.5 points, 1.4 rebounds and 2.3 assists in 8 games.

COLLEGE NOTES

Averaged 21.0 points, 4.4 rebounds, 8.4 assists as a senior... CAA Preseason All-Conference First Team selection... CollegeInsider.com Preseason Mid-Major All-America selection... Named CAA Co-Player of the Week (11/22)... Scored 22 points in season opener vs. Brown... Followed that with 28 points and 14 assists in comeback win over Central Connecticut... Converted 10-13 FGs, including 3-3 3FGs in 23-point effort against Lasell... Earned All-Tournament Team honors for a 45-point, 18-assist effort over 2 games in the California Golden Bear Classic... Moved into third on the NU all-time field goals list in that game, surpassing Mark Halsel (1980-84)... Scored 26 points with 10 assists in victory over Georgia State... Followed with his second-straight double-double, a season-high 32 points and 10 assists in 38 minutes at Old Dominion.

PERSONAL

Born and raised in Mayaguez, Puerto Rico... Parents are Jaime Barea and Marta Mora... Has two older brothers, Jamie J. Barea and Jason J. Barea... Has a son, Sebastian... Chosen as the flag bearer for the Puerto Rican delegation at the Centro American Games to be held in July in hometown of Mayaguez, PR.

CAREER HIGHS

Minutes	48	04/22/12	Minnesota	vs	Golden State	
Field Goals	11	01/01/11	Dallas	at	Milwaukee	
Field Goal attempts	22	03/23/12	Minnesota	at	Oklahoma City	
Three-Point Field Goals	5	04/17/12	Minnesota	vs	Memphis	(Four times)
Three-Point attempts	9	04/22/12	Minnesota	vs	Golden State	(Twice)
Free Throws	8	03/30/11	Dallas	at	L.A. Clippers	
Free Throw attempts	10	03/30/11	Dallas	vs	L.A. Clippers	
Offensive Rebounds	5	04/17/07	Dallas	at	Golden State	
Defensive Rebounds	9	03/23/12	Minnesota	at	Oklahoma City	
Rebounds	10	03/23/12	Minnesota	at	Oklahoma City	(Twice)
Assists	15	04/11/12	Minnesota	at	Denver	
Steals	4	04/07/10	Dallas	vs	Memphis	(Twice)
Turnovers	7	04/12/12	Minnesota	vs	L.A. Clippers	(Three times)
Blocked Shots	1	11/23/10	Dallas	vs	Detroit	(14 times)
Points	29	01/01/11	Dallas	at	Milwaukee	

NBA REGULAR SEASON STATS

Year/Team	G	MIN	FIELD GOALS			3-POINT FG			FREE THROWS			REBOUNDS				PF	STL	BLK	PTS	AVG
			FG	FGA	PCT	FG	FGA	PCT	FT	FTA	PCT	OFF	DEF	TOT	AST					
06-07/DAL	33	191	28	78	.359	6	21	.286	16	24	.667	7	18	25	24	19	1	1	78	2.4
07-08/DAL	44	459	71	170	.418	21	54	.389	28	35	.800	4	43	47	58	48	14	1	191	4.3
08-09/DAL	79	1600	246	557	.442	55	154	.357	70	93	.753	36	141	177	269	121	37	5	617	7.8
09-10/DAL	78	1545	232	527	.440	56	157	.357	76	90	.844	17	129	146	258	119	35	6	596	7.6
10-11/DAL	81	1657	285	649	.439	66	189	.349	133	157	.847	29	130	159	317	136	30	1	769	9.5
11-12/MIN	41	1032	167	418	.400	53	143	.371	76	98	.776	14	10	114	232	61	21	0	463	11.3
TOTALS	356	6498	1029	2399	.429	257	718	.358	399	497	.803	107	561	668	1158	504	138	14	2714	7.6

NBA PLAYOFF STATS

Year/Team	G	MIN	FIELD GOALS			3-POINT FG			FREE THROWS			REBOUNDS				PF	STL	BLK	PTS	AVG
			FG	FGA	PCT	FG	FGA	PCT	FT	FTA	PCT	OFF	DEF	TOT	AST					
06-07/DAL	2	2	0	0	---	0	0	---	0	2	.000	0	0	0	0	0	0	0	0	0.0
07-08/DAL	1	5	3	4	.750	2	21	.000	0	0	---	0	0	0	1	1	0	0	8	8.0
08-09/DAL	10	221	31	71	.437	5	16	.313	9	13	.692	3	17	20	34	13	3	0	76	7.6
09-10/DAL	6	104	15	37	.405	4	10	.400	1	3	.333	4	8	12	15	13	2	1	35	5.8
10-11/DAL	21	390	72	172	.419	16	50	.320	27	34	.794	8	31	39	71	28	6	0	187	8.9
Totals	40	724	121	284	.426	27	78	.346	37	52	.712	15	56	71	121	55	11	1	306	7.7



CHASE BUDINGER



FORWARD

#10 HEIGHT
6-7
WEIGHT
215

WOLVES

BIRTHDATE:

May 22, 1988

BIRTHPLACE:

San Diego, California

COLLEGE:

Arizona

HIGH SCHOOL:

La Costa Canyon
(Carlsbad, California)

EXPERIENCE:

Three years

ACQUIRED:

Via trade from Houston
on June 26, 2012

DRAFTED:

2009, 2nd Round
(44th overall) by
the Detroit Pistons

2011-12 SEASON

In his third season with Houston, averaged 9.6 points and 3.7 rebounds in 58 games (nine starts)... Finished 20th in the NBA in 3-point field goal percentage (.402, 88-219 3FG)... Was a DNP (CD) for eight games (1/21/12-1/25/12; 2/17/12; 2/20/12; 3/4/12-3/7/12)... Named one of four players to vie for the Sprite Slam Dunk championship on All-Star Saturday Night in Orlando (2/25/12)... Reached double-figure points 29 times, including four 20-point games... Added one double-double on the season... Led (or tied) the Rockets in scoring five times... Totaled 17 points on 7-of-10 shooting (3-4 3FG) vs. Atlanta (12/31/11)... Led Houston with 21 points (8-14 FG, 4-6 3FG) to go with eight rebounds (5 offensive) vs. Washington (1/27/12)... Topped the Rockets with 19 points (7-12 FG) in a 97-84 win vs. New York (1/28/12)... Posted 12 points (5-5 FT) and a season-high 10 rebounds vs. Phoenix (2/3/12)... Led Houston with 22 points (7-14 FG, 4-8 3FG) in a 103-96 victory at Portland (2/8/12)... Recorded 12 points (5-9 FG), seven rebounds, a season-high-tying four assists and two steals in a 96-89 win at Phoenix (2/9/12)... Also had a season-best four assists vs. Minnesota (1/30/12) and four at Miami (4/22/12)... Collected 15 points on 6-of-8 shooting (3-3 3FG) in a 112-106 win at New Jersey (3/10/12)... Totaled 10 points (2-2 3FG), nine rebounds and a career-high-tying three steals vs. Charlotte (3/14/12)... Started at the L.A. Clippers (3/17/12), recording 19 points (8-14 FG) and six boards in 42:14 of action... Reached double-figure scoring in a season-high six consecutive games (3/10/12-3/18/12)... Posted 15 points (6-11 FG) and a career-high-tying three steals at Portland (4/9/12)... Netted 19 points (7-16 FG) at Denver (4/15/12), making a season-high five 3-pointers (5-10 3FG)... Recorded 22 points (8-17 FG, 4-11 3FG) at New Orleans (4/19/12)... Topped the Rockets with a season-best 27 points (10-18 FG) in a start vs. New Orleans (4/26/12), matching his season best in makes from beyond the arc (5-9 3FG)... Made at least one 3-pointer in 24 of his last 26 outings of the season, which included a run of 12 straight games (3/24/12-4/15/12).

CAREER NOTES

Acquired by the Wolves, along with the draft rights to Lior Eliyahu, from the Houston Rockets on June 26, 2012 in exchange for the No. 18 overall pick in the 2012 NBA Draft... Selected by the Detroit Pistons in the second round (44th overall) as an early entry candidate in the 2009 NBA Draft... Had his draft rights acquired by Houston from Detroit in exchange for a future second-round pick and cash considerations on June 25, 2009... Signed by the Rockets on Aug. 13, 2009... Owns career averages of 9.4 points, 3.4 rebounds in 210 career games, 35 starts, all with Houston... **2010-2011:** In his second campaign with the Rockets, averaged 9.8 points and 3.6 rebounds in 78 games (22 starts)... Averaged 13.9 points in a career-high 22 starts (Rockets record: 14-8)... DND for three games (11/14/10-11/17/10) due to a sprained left ankle... On the inactive list for one game (3/23/11) with a mild-to-moderate left ankle sprain... Netted five 20-point games, including the first two 30-point performances of his career... Grabbed a career-high-tying three steals vs. Denver (10/30/10)... left game at Indiana (11/12/10) with a sprained left ankle... Led Houston with 22 points (8-10 FG) vs. Toronto (12/31/10)... Recorded his first career 30-point game with an even 30 points (9-18 FG, 4-8 3FG, 8-9 FT) in a 124-119 win at Cleveland (2/23/11), notching 14 of his points (4-7 FG, 5-6 FT) in a decisive fourth quarter... Scored 27 points (8-11 FG, 8-9 FT) vs. New Jersey (2/26/11)... Topped the Rockets with 20 points (6-10 FG, 4-6 3FG) at Sacramento (3/7/11)... Recorded 19 points (6-13 FG) and a season-high five assists vs. Charlotte (3/16/11)... Reached double-figure scoring in a career-best eight consecutive outings (3/1/11-3/16/11)... Left in the second quarter with a left ankle sprain vs. Utah (3/20/11)... Made another season-best 4-of-6 from beyond the arc en route to 16 points (6-15 FG) at Miami (3/27/11)... Posted 15 points (6-7 FT) and a

CHASE BUDINGER

season-high nine rebounds at Philadelphia (3/30/11)... Netted 16 points (7-15 FG) vs. the L.A. Clippers (4/9/11) to go along with his season-high-tying nine boards... Notched a career-high 35 points (12-21 FG, 4-8 3FG, 7-7 FT) in leading the Rockets to a 121-102 win at Minnesota (4/13/11)... **2009-2010:** In his rookie season, averaged 8.9 points and 3.0 rebounds in 74 games (four starts) with Houston... On the inactive list for four games, one (11/4/09) due to a left ankle sprain suffered at Utah (11/2/09) and three outings (12/23/09-12/27/09) with a right ankle sprain... Also DND for four games (12/22/09; 12/29/09-1/2/10) with the right ankle sprain... Netted a pair of 20-point performances and notched two double-doubles... Recorded double-figure scoring in a season-high six consecutive games (2/9/10-2/24/10)... Made the first regular season start of his career vs. Detroit (12/15/09), finishing with 16 points (6-11 FG), a career-high 12 rebounds and five assists... Returned at the L.A. Lakers (1/5/10) after missing seven games with a moderate-to-severe right ankle sprain, which he suffered in the second quarter vs. Oklahoma City (12/19/09)... Totaled 14 points (5-5 FG, 2-2 3FG, 2-2 FT) in the fourth quarter vs. Golden State (2/2/10)... Posted 10 points (2-5 3FG) and a career-high-tying 12 rebounds at Miami (2/9/10)... Finished with a career-high six assists vs. Orlando (2/24/10)... Also made starts at Utah (2/27/10) and vs. the L.A. Clippers (3/25/10)... Led Houston with a season-high 24 points (9-13 FG) vs. Washington (3/30/10)... Got a start at forward at Boston (4/2/10), matching his season-high 24 points (9-14 FG) behind a career-best 6-of-8 night from behind the arc in 45:16 of action... Registered a career-best three steals at the L.A. Lakers (11/15/09) and three vs. Utah (4/7/10).

INTERNATIONAL NOTES

Selected MVP of the 2006 Nike Junior World Championships held in Douai, France, leading Team USA to a 6-0 record with averages of 28 points and eight rebounds per game.

COLLEGE NOTES

Averaged 17.0 points (.469, 599-1276 FG; .383, 190-496 3FG) and 5.8 rebounds in three seasons at Arizona... Finished career ranked 11th on Arizona's scoring list with 1,697 career points, which stands as the highest all-time point total in three seasons or less by a UA player... Earned All-America Honorable Mention for a second straight year from The Associated Press and was a First-Team All-Pac-10 selection as a junior... One of just two Wildcats to start every game his sophomore season, earning Third-Team All-Pac-10 accolades... Selected as the 2007 Pac-10 Freshman of the Year, becoming just the fifth Wildcats player to earn that honor... Was one of just nine freshman in Arizona history to ever score more than 400 points in a season... Inducted into Arizona's Ring of Honor in 2011.

PERSONAL NOTES

Born on May 22, 1988, in San Diego, California... Son of Mara and Duncan Budinger... Majored in sociology at Arizona... Favorite all-time movie is Gladiator... Lists favorite all-time TV show as Entourage... Favorite athlete growing up was Michael Jordan... Co-hosted Bowl 'n Bash on Mar. 22, 2011, a free event for kids and mentors from Big Brothers Big Sisters... Held his First Annual Basketball Camp for San Diego-area youth at La Costa Canyon High School in Aug. 2010... Scholar athlete at La Costa Canyon High School, ranking as one of the nation's top players in both basketball and volleyball... Averaged 34 points, 11 rebounds, 4.5 assists and 3.0 steals as a senior in leading La Costa Canyon to the CIF Regional Championship... A Parade magazine First-Team All-American, he also claimed co-MVP honors in the 2006 McDonald's High School All-America Game... Was the runner-up in the 2006 McDonald's All-American Slam Dunk contest... In 2005-06, was named San Diego County Male Athlete of the Year by the San Diego Union-Tribune for his exploits in both basketball and volleyball... Was a three-time San Diego County Volleyball Player of the Year and the 2006 Mizuno National High School Volleyball Player of the Year.

CAREER HIGHS

Minutes	45	04/02/10	Houston	at	Boston	
Field Goals	12	04/13/11	Houston	at	Minnesota	
Field Goal attempts	21	04/13/11	Houston	at	Minnesota	
Three-Point Field Goals	6	04/02/10	Houston	at	Boston	
Three-Point attempts	11	04/19/12	Houston	at	New Orleans	
Free Throws	8	02/26/11	Houston	vs	New Jersey	(Twice)
Free Throw attempts	9	02/26/11	Houston	vs	New Jersey	(Twice)
Offensive Rebounds	5	01/27/12	Houston	vs	Washington	
Defensive Rebounds	12	12/15/09	Houston	vs	Detroit	
Rebounds	12	02/09/10	Houston	at	Miami	(Twice)
Assists	6	02/24/10	Houston	vs	Orlando	
Steals	3	04/09/12	Houston	at	Portland	(Five times)
Turnovers	6	03/14/12	Houston	vs	Charlotte	
Blocked Shots	2	04/09/11	Houston	vs	LA Clippers	(Four times)
Points	35	04/13/11	Houston	at	Minnesota	

NBA REGULAR SEASON STATS

Year/Team	G	MIN	FIELD GOALS			3-POINT FG			FREE THROWS			REBOUNDS				PF	STL	BLK	PTS	AVG
			FG	FGA	PCT	FG	FGA	PCT	FT	FTA	PCT	OFF	DEF	TOT	AST					
09-10/HOU	74	1488	249	565	.441	92	249	.369	67	87	.770	38	182	220	88	85	34	11	657	8.9
10-11/HOU	78	1738	279	656	.425	89	274	.325	118	138	.855	52	229	281	127	114	41	18	765	9.8
11-12/HOU	58	1298	208	471	.442	88	219	.402	54	70	.771	38	179	217	74	65	29	7	558	9.6
TOTALS	210	4524	736	1692	.435	269	742	.363	237	295	.810	128	590	718	289	264	104	36	1980	9.4



DANTE CUNNINGHAM

BIRTHDATE:

April 22, 1987

BIRTHPLACE:

Clinton, Maryland

COLLEGE:

Villanova

HIGH SCHOOL:

St. John's Potomac
High School (Washington D.C.)

EXPERIENCE:

Three years

ACQUIRED:

Via trade from Memphis
on July 24, 2012

DRAFTED:

2009, 2nd round
(33rd overall) by the
Portland Trail Blazers

2011-12 SEASON

Gave the Grizzlies energy off the bench in his first season in Memphis, averaging 5.2 points and 3.8 rebounds on a career-high .516 shooting in 17.6 minutes in 64 games (five starts)... Scored 10-plus points 10 times, including a season-high 13 points on March 27 vs. Minnesota and April 3 vs. Golden State... After playing one minute in the previous game, moved into the starting lineup and posted his first double-double of the season on March 27 vs. Minnesota, recording a season-high 13 points, a career-best 14 rebounds and a career-high tying four blocks in 41 minutes... Recorded 10-plus rebounds four times... Recorded one double-double on March 27 vs. Minnesota... Made the game-winning tip-in with 0.2 seconds remaining to give Memphis a one-point victory over Denver on Feb. 17 at FedExForum... Averaged 10.5 points and 5.5 rebounds on .667 shooting in 20.0 minutes in consecutive games from April 20-21 against his former teams, Charlotte and Portland... Scored eight points in 17 minutes in his Grizzlies debut on Dec. 26 at San Antonio... Recorded seven points and four rebounds in his first Grizzlies start on Jan. 3 vs. Sacramento... Missed two games from March 31-April 2 due to a left ankle sprain sustained on March 30 at Houston.

CAREER NOTES

Traded to the Timberwolves on July 24, 2012 in exchange for Wayne Ellington... Drafted by the Portland Trail Blazers in the second round (33rd overall) of the 2009 NBA Draft... Traded by Portland to the Charlotte Bobcats on Feb. 24, 2011... Signed as a free agent with the Memphis Grizzlies on Dec. 23, 2011... The three-year pro holds career averages of 5.1 points, 3.1 rebounds and 0.4 assists in 16.7 minutes in 141 games (24 starts) with the Portland Trail Blazers and the Charlotte Bobcats... **2010-11:** Averaged 6.2 points, 3.6 rebounds and 0.6 blocks on .462 shooting in 21.0 minutes in 78 games (18 starts) in his second NBA season for the Portland Trail Blazers and Charlotte Bobcats... Traded to Charlotte with Sean Marks and Joel Przybilla on Feb. 24 and averaged 9.0 points and 4.0 rebounds on .508 shooting in 24.0 minutes in 22 games (nine starts) for the Bobcats... Scored a career-high 21 points on April 1 vs. Orlando and on April 11 vs. New Jersey... **2009-10:** Averaged 3.9 points, 2.5 rebounds and 0.3 blocks in 11.2 minutes in 63 games in his first NBA season... Scored 10-plus points five times... Registered his first double-double with 13 points and 11 rebounds on April 14, 2010 against Golden State.

PLAYOFF NOTES

2012: In seven postseason contests, posted averages of 1.1 points and 1.6 rebounds in 7.0 minutes per game... **2010:** Averaged 4.6 points and 2.6 rebounds in 8.4 minutes in five playoff appearances for the Trail Blazers.

COLLEGE NOTES

Appeared in a school-record 139 career games, with 104 starts while playing for Villanova... In his senior year, led the team in scoring and rebounding the entire season... Averaged 14.9 points and 8.1 rebounds per game in seven games combined between the Big East Tournament and NCAA Tournament... Named the Big East Most Improved Player in 2009.

FORWARD

#33 HEIGHT 6-8
WEIGHT 226

WOLVES



DANTE CUNNINGHAM

PERSONAL NOTES

Born April 22, 1987 in Clinton, Md... Mother is Searcy Blakenship and father is Ron Cunningham... Sister Davalyn Cunningham played in the WNBA... After averaging 13 rebounds, 20 points and four blocked shots per game as a senior at Potomac High School, he was honored as the Washington Post Metropolitan Player of the Year... Along with teammates Mike Conley and Quincy Pondexter, hosted a Lifeblood Blood Drive on Jan. 29, 2012 to benefit patients with sickle cell disease.



CAREER HIGHS

Minutes	45	04/06/11	Charlotte	vs	Orlando	
Field Goals	10	04/11/11	Charlotte	at	New Jersey	(Twice)
Field Goal attempts	20	04/06/11	Charlotte	vs	Orlando	
Three-Point Field Goals	1	04/06/11	Charlotte	vs	Orlando	
Three-Point attempts	2	11/30/10	Portland	at	Philadelphia	
Free Throws	5	11/07/10	Portland	at	LA Lakers	
Free Throw attempts	6	11/07/10	Portland	at	LA Lakers	
Offensive Rebounds	8	02/14/11	Portland	at	Minnesota	
Defensive Rebounds	10	03/27/12	Memphis	vs	Minnesota	
Rebounds	14	03/27/12	Memphis	vs	Minnesota	
Assists	3	04/06/12	Memphis	at	Miami	(Five times)
Steals	4	03/03/10	Portland	vs	Indiana	
Turnovers	4	02/02/11	Portland	at	Denver	
Blocked Shots	4	03/27/12	Memphis	vs	Minnesota	(Twice)
Points	21	04/11/11	Charlotte	at	New Jersey	(Twice)

NBA REGULAR SEASON STATS


Year/Team	G	MIN	FIELD GOALS			3-POINT FG			FREE THROWS			REBOUNDS				PF	STL	BLK	PTS	AVG
			FG	FGA	PCT	FG	FGA	PCT	FT	FTA	PCT	OFF	DEF	TOT	AST					
09-10/POR	63	707	106	214	.495	31	48	.646	0	2	.000	54	106	160	14	97	24	22	243	3.9
10-11/POR	56	1108	126	291	.433	32	45	.711	0	4	.000	73	116	189	30	139	39	32	284	5.1
10-11/CHA	22	529	92	181	.508	13	17	.765	1	9	.111	23	65	88	13	38	15	11	198	9.0
10-11	78	1637	218	472	.462	45	62	.726	1	13	.077	96	181	277	43	177	54	43	482	6.2
11-12/MEM	64	1124	144	279	.516	45	69	.652	0	2	.000	91	155	246	37	98	42	34	333	5.2
TOTALS	205	3469	468	965	.485	121	179	.676	1	17	.059	241	442	683	94	372	120	99	1058	5.2

NBA PLAYOFF STATS

Year/Team	G	MIN	FIELD GOALS			3-POINT FG			FREE THROWS			REBOUNDS				PF	STL	BLK	PTS	AVG
			FG	FGA	PCT	FG	FGA	PCT	FT	FTA	PCT	OFF	DEF	TOT	AST					
09-10/POR	5	42	9	15	.600	5	6	.833	0	1	.000	5	8	13	0	10	5	0	23	4.6
11-12/MEM	7	49	4	11	.364	0	0	---	0	0	---	6	5	11	0	3	1	2	8	1.1
TOTALS	12	182	13	26	.500	5	6	.833	0	1	.000	11	13	24	0	13	6	2	31	2.6



ANDREI KIRILENKO



FORWARD

#47 HEIGHT 6-9
WEIGHT 234

WOLVES

BIRTHDATE:

February 18, 1981

BIRTHPLACE:

Izhevsk, Russian SFSR,
Soviet Union

EXPERIENCE:

Ten years

ACQUIRED:

Signed as a free agent
on July 27, 2012

DRAFTED:

1999, 1st round (24th overall)
by the Utah Jazz

2011-12 SEASON

Did not play in the NBA... Played professionally in Russia for CSKA Moscow, where he teamed up with current Timberwolves guard Alexey Shved... In 17 Euroleague games, averaged 14.1 points on .598 shooting (.417 from three), to go along with 7.5 rebounds, 2.4 assists, 1.5 steals and 1.9 blocks... He was named 2012 Euroleague MVP and 2012 Euroleague Best Defender.

CAREER NOTES

Signed by the Timberwolves as a free agent on July 27, 2012... Drafted by the Utah Jazz with the 24th overall pick (1st round) of the 1999 NBA Draft... Before playing the 2011-12 season in Russia, was the longest tenured member of the Jazz... Played in 617 career games (416 starts) in his nine seasons with Utah, averaging 12.4 points, 5.7 rebounds, 2.8 assists, 1.4 steals and 2.1 blocks in 30.8 minutes per game... Named to the NBA's All-Defensive First Team (05-06) and Second Team (03-05)... 2004 NBA All-Star and 2001-02 All-Rookie First Team... Named 2007 FIBA Europe Men's Player of the Year... Owns three career triple-doubles (Jan. 17, 2006 vs. Toronto, March 25, 2006 vs. Sacramento, Nov. 25, 2007 vs. Detroit)... Second player in NBA history with multiple 5x5 games (H. Olajuwon had 9)... One of only four players in last 15 years to post a 5x5 game (M. Camby, J. Tinsley, V. Divac)... **2010-11:** Appeared in 64 games (62 starts) averaging 11.7 points, 5.1 rebounds, 3.0 assists, 1.3 steals and 31.2 minutes... Recorded 16 points with five rebounds March 5 vs. Sacramento... Scored 21 points with seven assists Feb. 26 at Detroit... Had 13 points with 11 rebounds Jan. 3 vs. Charlotte... Had 27 points with seven assists Jan. 28 vs. Minnesota... **2009-10:** Played in 58 games (35 starts)... Averaged 11.9 points, 4.6 rebounds, 2.7 assists, 1.43 steals and 28.6 minutes... Jazz were 24-11 in games he started, including 16-2 stretch... Missed 24 games due to injuries... Scored 12 points with six rebounds (season-high 5 offensive) March 4 at Phoenix... Scored 22 points with five steals and five rebounds Feb. 19 at Golden State... Had season-high eight assists Feb. 3 vs. Portland... Had season-high 26 points and eight rebounds Jan. 20 at San Antonio... Had 13 points, six boards and six assists Dec. 18 at Atlanta while passing Greg Ostertag for second in franchise history for blocked shots... Passed Adrian Dantley for sixth in franchise history for minutes played Dec. 16 at New Jersey... **2008-09:** Appeared in 67 games (10 starts) while averaging 11.6 points, 4.8 rebounds, 2.6 assists, 1.24 steals and 1.15 blocks... Scored 10+ points 42 times... Recorded six double-doubles... Led the team in blocks with 77... Had season-high 10 assists Nov. 22 at Memphis... Tied career-high in minutes played with 49 Dec. 27 at Houston, recording 20 points, 10 rebounds and five assists... Had season-high 23 points, 12 rebounds and three blocks Jan. 12 vs. Indiana... **2007-08:** Appeared in 72 games (all starts), averaging 11.0 points, 4.7 rebounds, 4.0 assists, 1.19 steals and 1.54 blocks... Led Jazz in scoring twice, rebounding twice and in assists eight times... Reached double figures scoring 40 times... Posted third career triple-double with 20 points, 11 assists and 11 rebounds with four blocks Nov. 30 vs. L.A. Lakers... Scored a season-high 25 points Jan. 25 vs. Sacramento... Shot 9-for-10 from the field Jan. 28 vs. San Antonio... **2006-07:** Appeared in 70 games (all starts), averaging 8.3 points, 4.7 rebounds, 2.9 assists, 1.06 steals and 2.06 blocks in 29.3 minutes ... Finished ninth in NBA in blocks per game (2.06)... Scored in double figures 29 times, pulling down 10+ rebounds on four occasions and tallying three double-doubles... Led (or tied) the Jazz in rebounds five times and assists four times... Made 2,500th career rebound Feb. 20 at Portland... Made 1,000th career block Feb. 14 vs. Cleveland... Had a season-high 18 points with 12 rebounds Jan. 24 vs. Memphis... Dished a season-high seven assists twice - Jan. 20 at Chicago on and Dec. 2 vs. Seattle... Had Jazz season-high six blocks Dec. 17 at Indiana... **2005-06:** Named to NBA's All-Defensive First Team... Played in 69 games (63 starts)... Jazz were 36-27 when he



ANDREI KIRILENKO

started, 5-14 when he didn't (3-10 when didn't play)... Finished third on team in scoring (15.3) and rebounding (8.0), second in assists (4.3), while leading it in both blocks (3.19) and steals (1.48)... Led team in minutes with 37.7 per game... Became just fourth player in NBA history, and first since 1993-94, to average 15+ points, 8+ rebounds, 4+ assists and 3+ blocks in single season (Abdul-Jabbar six times, Bob Lanier - 1973-74, David Robinson - 1993-94)... Scored in double figures 54 times, scoring 20+ on 21 occasions... Scored season-high 25 points twice (April 14 at New Orleans/Okla. City and Jan. 14 vs. Miami)... Led NBA in total blocks (220), ranking 2nd in blocks per game (3.19) and 19th in rebounds (8.0)... Led the league with 28 games of 4+ blocks, blocking 5+ shots 16 times... Led the Jazz (or tied) in scoring 14 times, in rebounds 19 times and in assists 27 times... Registered first two triple-doubles of career - first career triple-double with 18 points, 16 rebounds and a career-high 11 assists Jan. 17 vs. Toronto... Registered second career triple-double with 15 points, 14 rebounds and a career-high 10 blocks March 25 vs. Sacramento... His 10 blocks were an NBA season high, and the most by a Jazz player since Greg Ostertag had 11 Jan. 6, 1998 vs. Philadelphia... Grabbed 10+ rebounds 21 times, and posted 22 double-doubles... Tallied 22 points and a career-high 18 rebounds March 21 vs. Phoenix... Had 15 points, 11 rebounds, eight assists and eight blocks March 8 vs. Minnesota... Only third player since 1991-92 to register eight assists and eight blocks in the same game (Chris Webber and David Robinson)... Played a career-high 49 minutes in an OT win Jan. 17 at Detroit... Posted third career 5X5 game with 14 points, eight boards, nine assists, seven blocks and six steals Jan. 3 vs. L.A. Lakers... Only second player in NBA history with 6+ in each category (A. Olajuwon, March 3, 1987, Houston vs. Seattle)... **2004-05:** Played in just 41 games, missing 26 games due to a sprained right knee and 14 games after suffering a broken left wrist... Finished as the team's second leading scorer, averaging 15.6 points, while shooting a career-high .495 from the field and .793 from the line... Led the league in blocks per game (3.32) and led the Jazz in steals (1.63)... Scored in double figures in 35 of 41 games, with 20+ points 11 times... Scored a season-high 29 points Feb. 25 vs. Boston, and had 28 points March 19 at Washington... Pulled down a season-high 14 rebounds twice (Nov. 20 at Atlanta and March 13 at Detroit)... Served up a season-high 10 assists Feb. 1 vs. Charlotte... Had 11 games of 5+ blocks with a season-high eight twice... **2003-04:** Selected to the NBA's All-Defensive Second Team... Selected by the coaches to play in the 2004 NBA All-Star Game, where he played 12 minutes and scored 2 points, with 1 rebound and 1 block... Finished as the Jazz's leading scorer (16.2), rebounder (8.1), steals (1.92), blocked shots (2.76) and in minutes played per game (37.1)... Finished third in the league in blocks and fourth in steals and was fifth in the league's balloting for the NBA's Defensive Player of the Year... Finished fourth in the balloting for NBA's Most Improved Player... Twice named NBA Western Conference Player of the Week... Played and started in 78 games, missing four games due to a sprained right ankle... Posted 26 games with 10+ rebounds on the season... Recorded 25 points/rebound double-doubles... Led the team in scoring 35 times with 68 games in double figures including 23 games of 20+ points and two games of 30+... Scored a career-high 31 points Feb. 17 at Miami and registered 30 points Dec. 14 at Philadelphia... Pulled down a season-high 16 rebounds at Dec. 22 Chicago... Registered a career-high eight steals Dec. 8 at Houston and blocked a season-high seven shots twice... Registered two 5x5's on the season (recording five in each of the positive categories), scoring 10 points, 12 rebounds, six assists, six steals and five blocks Dec. 10 vs. New York and had 19 points, five rebounds, seven assists, eight steals and five blocks Dec. 3 at Houston... **2002-03:** Played in 80 of the 82 games, averaging 12.0 points and 5.3 rebounds in 27.7 minutes... Ranked eighth in NBA in blocks per game (2.20)... Registered 52 double-figure scoring games with six games of 20+ points... Ranked 17th in NBA in field goal percentage (.491)... Participated on the sophomore team in the Rookie Challenge during the NBA All-Star Weekend in Atlanta, scoring 13 points (6-10 FGs), with five rebounds, two steals and one block in 27 minutes... Scored a season-high 30 points Dec. 8 at L.A. Lakers, hitting 8-12 shots (4-4 from 3-point range) and 10-10 from the line... **2001-02:** Named to NBA's All-Rookie First Team and finished third in Rookie of Year balloting... Played in all 82 games (40 starts), averaging 10.7 points (5th

among all rookies), 4.9 rebounds (3rd on the team and 5th among all rookies), 1.94 blocks (12th in the NBA and second among rookies) and 1.41 steals... Finished among rookie leaders in nine of the 10 categories... Recorded 46 games of double-figure scoring (four games of 20+ points)... Scored a season-high 27 points March 15 at Detroit, connecting on a career-high 11 shots (11-15)... Made his first NBA start Dec. 2 against Indiana and responded with a double-double, scoring 13 points, with 10 rebounds... Pulled down a season-high 10 rebounds four times... Was selected to play in the Rookie Challenge during All-Star Weekend and recorded four points in 15 minutes.

PLAYOFF NOTES

Has appeared in 45 games (36 starts) in six playoff appearances, averaging 10.1 points, 4.2 rebounds, 2.1 assists and 1.9 blocks... **2010:** Played in two games in Conference Semifinals vs. Lakers, averaging 5.5 points and 3.0 rebounds in 15.0 minutes... Missed entire first round vs. Denver (six games) and first two games vs. Lakers with a strained left calf... **2009:** Played in all five games (three starts), averaging 11.0 points, 2.8 rebounds, 2.0 assists and 2.2 steals per game in first round vs. Lakers... **2008:** Started all 12 games, averaging 11.0 points, 3.4 rebounds, 2.5 assists and 1.67 blocks in 32.3 minutes... Averaged 12.7 points, 2.8 rebounds and 2.17 blocks in six-game Conference Semifinals vs. L.A. Lakers... Averaged 9.3 points, 4.0 rebounds and 1.17 blocks in six-game first-round series with Houston... Tied career playoff-high with 21 points in Game 1... **2007:** Started in all 17 playoff contests, averaging 9.6 points, 5.2 rebounds, 2.6 points and 2.35 blocks in 31.0 minutes... Scored 10+ points seven times and had 5+ blocks three times... Averaged 9.2 points, 4.6 rebounds, 2.2 assists and 1.6 blocks in five-game Western Conference Finals vs. San Antonio... Averaged 16.2 points, 8.8 rebounds, 3.4 assists, 1.0 steal and 3.2 blocks per game in Conf. Semifinals vs. Golden State... Had career playoff-high seven blocks in Game 1 vs. Golden State... Added six blocks in Game 2 vs. Golden State to become first player with 13 blocks in first two games of a series since 1993 (Olajuwon)... In Game 5 vs. Golden State, posted playoff career-highs of 21 points and 15 rebounds... Averaged 5.3 points, 3.1 rebounds, 2.3 assists with 2.29 blocks in seven-game first-round series with Houston... **2003:** Averaged 11.6 points, 4.8 rebounds and a team-high 2.00 blocks in the five-game first round series vs. Sacramento... Scored in double figures in four of the five games... **2002:** Started all four games in first round vs. Sacramento, scoring 8.8 points, 3.8 rebounds, and 2.50 blocks in 30.8 minutes.

INTERNATIONAL NOTES

Member of the Russian Olympic team that won a bronze medal in the 2012 Olympic Games in London... Averaged 17.5 points and 7.5 rebounds during the Olympics... Scored 35 points on 14-for-17 shooting from the field in win over Great Britain and had 19 points and 13 rebounds in quarterfinals win vs. Lithuania... Began his basketball career with Spartak St. Petersburg (Russia) in 1996-97 at the age of 15 (the youngest ever in the Russian League)... Played in just three games that season, but in 1997-98 saw action in 41 games, averaging 11.9 points and 4.6 rebounds, while shooting .521 from the field... In the European Junior Championships in 1997, averaged 19.5 points, 10.2 rebounds and 3.9 steals, while being selected as the MVP of the tournament as a 16-year-old... In 1998-99, joined CSKA in Russia, scoring 12.4 points, 4.2 rebounds and 2.1 assists in 26 games during the regular season and 5.3 points and 1.4 rebounds in seven games in the European Club Competition... During the 1999-2000 regular season, averaged 13.2 points, 6.1 rebounds and 2.5 assists in 37 games for CSKA and 11.5 points and 6.2 rebounds in 19 games during the European Club competition, then led the team to the Russian National Championship to the NEBL Championship title (Northern European Basketball League)... Was selected to play on the 2000 Russian Olympic Team in Sydney, Australia, and



ANDREI KIRILENKO

saw action in all seven games (three starts), averaging 9.4 points (second-best on the team) and 5.0 rebounds, while shooting .564 from the field in just 22.7 minutes per game (40 minute games)... In 2000-01, played in 20 games during the regular season (12.7 points, 8.6 rebounds), 22 games for CSKA in European Club competition, scoring 13.9 points and 9.2 rebounds, hitting .575 from the field and averaged 12.9 points and 9.7 rebounds in 12 games in the NEBL... Helped CSKA to the FIBA SuproLeague Final Four in 2001... Led Russia to a fifth-place finish in the 2001 European Championships and a berth in the 2002 World Championships... Averaged a team-best 19.2 points, shooting .603 percent from the field (35-58) and .857 from the line (30-35). 8.7 rebounds, 3.0 assists and 2.83 steals in the six games... Named 2001 European Player of the Year in a vote published by French weekly magazine "Basketnews"... Played for the Russian National Team in the 2002 World Championships in Indianapolis, but suffered a sprained left ankle and was limited to just three games... Played for Russian National Team in 2005 European Championships... Suffered a broken nose in Quarterfinal loss to Greece in which he posted 20 points and 16 rebounds... Named as 2005 Eurobasket Best Forward and selected to 2005 All-Eurobasket First Team... Led Russia to its first-ever EuroBasket title in 2007 (last 1985 as Soviet Union)... Named 2007 FIBA Europe Men's Player of the Year... Named tournament MVP after averaging 18.0 points, 8.6 rebounds, 2.4 assists, 2.22 steals and 1.77 blocks in nine games (Russia finished 8-1)... Had a game-high 17 points (4-6) and 5 rebounds and a steal with 59 seconds left in 60-59 win over reigning world champion and host Spain in the championship game on 9/16/07... Had 29 points, 8 rebounds, 3 steals and 3 blocks as Russia overcame a 19-point deficit to upset Lithuania in the semifinals... Posted three double-doubles, leading the tournament in steals, ranking third in blocks and fifth in scoring... Competed for Russia in the 2008 Olympics in Beijing, China, and carried the Russian flag in the Opening Ceremonies.

PERSONAL NOTES

Born in Izhevsk (Siberia), Russia... Married to Marina (Masha) Lopatova and the couple have two sons, Fedor, and Stepan, and one daughter, Sasha... Carried the Russian flag at the Opening Ceremonies for the 2008 Olympic Games in Beijing, China... A Russian pop star under the name MaLo, Masha's first album, "Sahirny" (translates as "Sugary") hit No. 1 in Russia in summer of 2002... Kirilenko was featured in the music video for the album's title track, a No. 1 hit on MTV Russia... Masha also opened a fashion boutique, Fleur de Lis, in The Gateway adjacent to EnergySolutions Arena in April 2007... His father-in-law (Andrei Lopatov) played for the Russian National team from 1978-1992... Began playing basketball at age of seven at a coach's suggestion... Was first Russian ever selected in first round of NBA Draft... At the time, was youngest European player ever drafted (18 years, 4 months, 12 days)... Has twice participated in the NBA's "Basketball Without Borders" in Treviso, Italy and Moscow, Russia... Has his own charitable foundation, Kirilenko's Kids (kirilenkoskids.com), dedicated to impacting lives of young children in Utah and Russia... Named the NBA's No. 1 Good Guy for 2006 by The Sporting News for his community efforts... Twice selected as NBA Northwest Division's Sportsmanship Award winner (2005-07)... Has his own website, kirilenko.com, which is available in both Russian and English... Nickname is AK-47, given to him by former Jazz teammate Quincy Lewis... Favorite food is sushi... Hobbies include reading books and playing computer games.





ANDREI KIRILENKO

CAREER HIGHS

Minutes	50	12/27/08	Utah	at	Houston	
Field Goals	11	01/20/10	Utah	at	San Antonio	(3 times)
Field Goal attempts	21	01/25/06	Utah	vs	Seattle	
Three-Point Field Goals	5	11/09/09	Utah	at	New York	(Twice)
Three-Point attempts	9	02/17/04	Utah	at	Miami	
Free Throws	16	02/03/06	Utah	vs	Sacramento	
Free Throw attempts	17	02/03/06	Utah	vs	Sacramento	(Twice)
Offensive Rebounds	8	02/24/04	Utah	vs	Seattle	(Twice)
Defensive Rebounds	13	03/21/06	Utah	vs	Phoenix	(Twice)
Rebounds	18	03/21/06	Utah	vs	Phoenix	
Assists	11	11/30/07	Utah	vs	LA Lakers	(4 times)
Steals	8	12/03/03	Utah	at	Houston	
Blocked Shots	10	03/25/06	Utah	vs	Sacramento	
Points	31	02/17/04	Utah	at	Miami	

NBA REGULAR SEASON STATS

Year/Team	G	MIN	FIELD GOALS			3-POINT FG			FREE THROWS			REBOUNDS				PF	STL	BLK	PTS	AVG
			FG	FGA	PCT	FG	FGA	PCT	FT	FTA	PCT	OFF	DEF	TOT	AST					
01-02/UTAH	82	2151	285	633	.450	25	100	.250	285	371	.768	149	253	402	94	156	116	159	880	10.7
02-03/UTAH	80	2213	315	642	.491	68	201	.325	296	370	.800	147	273	420	138	185	118	175	963	12.0
03-04/UTAH	78	2895	412	931	.443	68	201	.338	392	496	.790	226	403	629	244	174	150	215	1284	16.5
04-05/UTAH	41	1349	207	420	.493	23	77	.299	203	259	.784	89	166	255	132	101	67	136	940	15.6
05-06/UTAH	69	2604	336	730	.460	36	117	.308	346	495	.699	161	391	552	299	162	102	220	1054	15.3
06-07/UTAH	70	2049	197	418	.471	16	75	.213	174	239	.728	88	241	329	202	172	74	144	584	8.3
07-08/UTAH	72	2217	275	544	.506	44	116	.379	198	257	.770	121	218	339	285	165	86	109	792	11.0
08-09/UTAH	67	1831	256	570	.449	20	73	.274	244	311	.785	84	235	319	175	127	83	77	776	11.6
09-10/UTAH	58	1681	244	482	.506	26	89	.292	174	234	.744	76	188	264	158	102	83	71	688	11.9
10-11/UTAH	64	1999	253	542	.467	36	98	.367	208	270	.770	100	227	327	192	113	81	74	750	11.7
TOTALS	681	20989	2780	5912	.470	331	1060	.312	2520	3302	.763	1241	2595	3836	1919	1457	960	1380	8411	12.4

NBA PLAYOFF STATS

Year/Team	G	MIN	FIELD GOALS			3-POINT FG			FREE THROWS			REBOUNDS				PF	STL	BLK	PTS	AVG
			FG	FGA	PCT	FG	FGA	PCT	FT	FTA	PCT	OFF	DEF	TOT	AST					
01-02/UTAH	4	122	11	28	.393	0	4	.000	13	16	.813	4	11	15	4	10	7	10	35	8.8
02-03/UTAH	5	145	18	43	.419	1	7	.143	21	24	.875	8	16	24	7	6	3	10	58	11.6
06-07/UTAH	17	527	55	123	.447	3	9	.333	51	65	.785	28	61	89	44	52	15	40	164	9.6
07-08/UTAH	12	387	51	114	.447	5	22	.227	25	35	.714	15	26	41	30	46	18	20	132	11.0
08-09/UTAH	5	135	22	47	.468	1	5	.200	10	14	.714	7	7	14	10	6	11	3	55	11.0
09-10/UTAH	2	30	5	10	.500	0	1	.000	1	1	1.000	3	3	6	0	2	1	1	11	5.5
TOTALS	45	2693	162	365	.444	10	48	.208	121	155	.781	65	124	189	95	122	55	84	455	10.1



MALCOLM LEE



GUARD

#08 HEIGHT
6-5
WEIGHT
203

WOLVES

BIRTHDATE:

May 22, 1990

BIRTHPLACE:

Riverside, California

COLLEGE:

UCLA

HIGH SCHOOL:

John W. North
(Riverside, Calif.)

EXPERIENCE:

One year

ACQUIRED:

Via trade from Chicago
on June 23, 2011

DRAFTED:

2011, 2nd round
(43rd overall) by
the Chicago Bulls

2011-12 SEASON

Had a delayed start to his rookie season in the NBA, having missed the first 24 games after undergoing surgery on Dec. 30 to repair a torn meniscus in his left knee... Made his debut Mar. 10 vs. New Orleans, and went on to play in 19 contests; he averaged 3.3 ppg, 1.4 rpg and 1.6 apg while logging 12.8 mpg... Shot 39.0% from the field and 82.4% from the FT line... Handed out a team- and season-high five assists (in a season-high 22:30) Apr. 9 vs. Phoenix, and scored a season-high nine points Apr. 16 at Indiana... Also had two stints with the Sioux Falls SkyForce; he played in a total of seven D-League games, averaging 10.1 ppg, 4.1 rpg and 5.9 apg... Made his first appearance by netting 16 points and six assists Feb. 7 vs. Dakota, and totaled 18 points, nine rebounds and six assists Mar. 3 at Erie.

CAREER NOTES

Traded to the Wolves with the rights to Norris Cole (28th overall pick) and cash considerations in exchange for the draft rights to Nikola Mirotic (23rd overall pick) on June 23, 2011... Signed by the Wolves on Dec. 15, 2011... Selected by Chicago with the 43rd overall pick in the 2011 NBA Draft... In 19 contests, averaged 3.3 points, 1.4 rebounds and 1.6 assists while logging 12.8 minutes per game in his rookie season.

COLLEGE NOTES

Averaged 9.7 points, 3.0 rebounds and 2.0 assists over his three-year collegiate career at UCLA... **2010-11:** Finished his junior season as the Bruins' second-leading scorer at 13.1 ppg... Earned both First Team All-Pac-10 and Pac-10 All-Defensive Team honors in 2011... **2009-10:** Joined Michael Roll as the only two players to start in all 32 games in 2009-10, averaging 34.8 minutes per contest... Scored in all 32 games he played in, reaching double figures 21 times, including a career-high 29 points in 37 minutes in a loss at Notre Dame (Dec. 19)... **2008-09:** Played in 29 games, averaging 10.7 minutes per contest without making any starts... Scored in 21 of the 29 games he played in, reaching double figures twice... Had at least one rebound in 21 of 29 games...

PERSONAL

Born on May 22, 1990, in Riverside, Calif... Parents are Toshio and Delma Lee... Has an older sister, Shandrika Lee-Gerch, who played college basketball at Pepperdine and is in her first year as an assistant women's basketball coach at Oregon... Lists playing basketball in Italy and Argentina with USA Basketball as his biggest athletic thrill.



MALCOLM LEE

CAREER HIGHS

Minutes	22	04/09/12	Minnesota	vs	Phoenix	
Field Goals	4	04/16/12	Minnesota	at	Indiana	
Field Goal attempts	6	04/26/12	Minnesota	vs	Denver	(3 times)
Three-Point Field Goals	1	04/12/12	Minnesota	vs	LA Clippers	(Twice)
Three-Point attempts	3	04/12/12	Minnesota	vs	LA Clippers	
Free Throws	3	04/09/12	Minnesota	vs	Phoenix	
Free Throw attempts	4	04/09/12	Minnesota	vs	Phoenix	
Offensive Rebounds	2	04/26/12	Minnesota	vs	Denver	(Twice)
Defensive Rebounds	3	04/01/12	Minnesota	at	Portland	
Rebounds	4	04/01/12	Minnesota	at	Portland	
Assists	5	04/09/12	Minnesota	vs	Phoenix	
Steals	2	04/01/12	Minnesota	at	Portland	
Blocked Shots	2	03/10/12	Minnesota	vs	New Orleans	
Points	9	04/16/12	Minnesota	at	Indiana	

NBA REGULAR SEASON STATS

Year/Team	G	MIN	FIELD GOALS			3-POINT FG			FREE THROWS			REBOUNDS				PF	STL	BLK	PTS	AVG
			FG	FGA	PCT	FG	FGA	PCT	FT	FTA	PCT	OFF	DEF	TOT	AST					
11-12/MIN	19	243	23	59	.390	2	10	.200	14	17	.824	9	17	26	31	22	8	4	62	3.3
TOTALS	19	243	23	59	.390	2	10	.200	14	17	.824	9	17	26	31	22	8	4	62	3.3





KEVIN LOVE



FORWARD

42 HEIGHT **6-10**
WEIGHT **253**

WOLVES

BIRTHDATE:

September 7, 1988

BIRTHPLACE:

Santa Monica, California

COLLEGE:

UCLA

HIGH SCHOOL:

Lake Oswego HS
(Lake Oswego, Oregon)

EXPERIENCE:

Four years

ACQUIRED:

Via trade from Memphis
on June 26, 2008

DRAFTED:

2008, 1st round (5th overall)
by the Memphis Grizzlies

2011-12 SEASON

Finished his fourth year with the Wolves by playing in 55 games, sitting out the final seven after suffering a concussion Apr. 11 at Denver... Earned Second Team All-NBA honors after ranking 4th in scoring (a franchise-record 26.0 ppg), 2nd in rebounding (13.3 rpg) and 2nd in minutes played (39.0 mpg); Kevin Garnett held the prior club single-season scoring mark at 24.2 ppg in 2003-04... Shot 44.8% from the field, 37.2% (105-for-282) from long range and 82.4% from the FT line, becoming only the third player in league history to average 25+ ppg and 10+ rpg while also sinking 50+ treys, joining Larry Bird (1984-85) and Charles Barkley (1992-93)... Also led the NBA in point/rebound double-doubles (48) and finished 4th in FTs made (379) and 5th in FT attempts (460)... Was Minnesota's top scorer 43 times and leading rebounder on 50 occasions; he tallied 20+ points on 46 occasions, including a club-record 19 games with 30 or more... Totaled 40 points and 19 rebounds Mar. 28 at Charlotte, his third 40+ effort in March (fourth career, tying Garnett's club record) and his 10th 30-point/15-rebound night this year; the rest of the league combined for nine such games... Poured in a club-record 51 points Mar. 23 at Oklahoma City, breaking Garnett's mark of 47 (Jan. 4, 2005 vs. Phoenix); the seven treys were also a career high... Pulled in his 3000th career rebound Mar. 7 vs. Portland, and overtook Sam Mitchell (3030) for 2nd place on the Wolves' career list Mar. 12 at Phoenix... Played his 250th game Mar. 5 vs. the L.A. Clippers, and scored his 4000th point Feb. 20 at Denver... Had 42 points Mar. 3 at Portland, and followed up with a 39-point effort vs. the Clippers; he averaged a league-best 30.7 ppg (46.4%) and 13.9 rpg in March... Tallied 17 points, seven rebounds and three steals for the West in the 2012 All-Star Game in Orlando; he also won the Foot Locker Three-Point Contest... Hit the game-winning FTs with :00.1 left Feb. 19 vs. Philadelphia; he sank a three-pointer as time expired to beat the L.A. Clippers on Jan. 20... Signed a four-year contract extension on Jan. 25... Saw his run of double-doubles halted at 15 Jan. 21 at Utah, the NBA's longest streak to open a season since Moses Malone reeled off 16 in a row in 1981-82... Totaled 31 points and 20 rebounds Dec. 27 at Milwaukee, setting franchise records with his 19-for-24 outing from the line.

CAREER NOTES

Traded to Minnesota along with Brian Cardinal, Jason Collins and Mike Miller in exchange for Greg Buckner, Marko Jaric, Antoine Walker and the draft rights to O.J. Mayo on June 26, 2008... Selected by the Memphis Grizzlies with the fifth overall pick in the 2008 NBA Draft... Signed to a four-year contract extension with the Timberwolves on Jan. 25, 2012... A two-time All-Star, has posted career averages of 17.3 points and 12.0 rebounds in 269 games, all with the Timberwolves... **2010-11:** Topped off his third season in the NBA by winning the league's Most Improved Player award, after registering career highs in scoring (20.2 ppg), rebounding (an NBA-best and franchise-record 15.2 rpg), assists (2.5 apg), minutes (35.8 mpg) and all three shooting categories... Hit 47.0% from the floor while ranking 18th in scoring, 14th in three-point accuracy (41.7%) and 28th in FT accuracy (85.0%)... Started all 73 of his appearances, missing the final six games (and nine of the last 11) due to a strained left groin... Became the first NBA player to average 20+ ppg and 15+ rpg since Moses Malone in 1982-83, and compiled the league's highest rebounding average since Ben Wallace hauled in 15.4 rpg in 2002-03... Broke Al Jefferson's club single-season mark for offensive rebounds (308 in 2007-08), finishing with a league-best 330... Was Minnesota's top scorer 41 times and also led in assists on nine occasions; he scored 20+ points 43 times... Saw his run of 53 straight point/rebound double-doubles halted Mar. 13 at Golden State; Kevin Garnett held the previous franchise record at 37 (Feb. 1-Nov. 6, 2006)... Posted his fourth 30/20 effort of the year Feb. 27 vs. Golden State (37 points, 23 rebounds); Pau Gasol and Dwight



KEVIN LOVE

Howard recorded the only other such games in 2010-11... The 18-for-23 effort from the FT line vs. Golden State on Feb. 27 tied club records in both categories; he also surpassed the 3000-career-point mark in that game... Made his All-Star Game debut on Feb. 20 at Staples Center, scoring two points with four rebounds (in 11:44) in the Western Conference's 148-143 victory... He's the fifth player in franchise history to be chosen as an All-Star, and the first since Garnett in 2007... Led the Wolves across the board (pts/reb/ast) vs. Houston on Jan. 24, handing out a season-high seven assists... Scored 30+ points nine times, including four in January... Snagged his 2000th rebound Jan. 11 vs. San Antonio, and posted his 100th double-double Jan. 13 vs. Washington... Hauled in 24 rebounds Jan. 3 at Boston; he ranked 2nd in double-doubles (64) for the season behind Dwight Howard... Saw his consecutive FT streak ended at 46 on Dec. 3 at San Antonio... Erupted for a career-high 43 points Dec. 18 at Denver, and poured in 32 points with 22 rebounds Nov. 24 vs. San Antonio... Totaled 31 points and 31 boards Nov. 12 vs. New York, shattering Al Jefferson's single-game rebounding record (26 at Houston, Jan. 13, 2010)... He's the first NBA player to tally 30+ points and 30+ rebounds in the same game since Houston's Moses Malone (Feb. 11, 1982 vs. Seattle) and the first to grab 30+ rebounds since Charles Barkley had 33 for Houston at Phoenix on Nov. 2, 1996... **2009-10:** Completed his second year in Minnesota by seeing action in 60 games (22 starts)... Made his regular-season debut Dec. 4 at New Orleans, having been sidelined for the first 18 games due to a fractured fourth metacarpal (left hand) suffered Oct. 16 at Chicago; he underwent surgery on Oct. 20... Also missed two games (Jan. 18-20) due to an upper respiratory infection and two (Mar. 12-14) with a left mid-foot sprain... Was one of only 15 NBA players to average a double-double for the season, tallying 14.0 ppg and 11.0 rpg in 28.6 mpg... He shot 45.0% from the floor and 81.5% from the line, leading the Wolves with 276 FT attempts... Drained 35 three-pointers (at a 33.0% clip), after hitting only two as a rookie... Started the Apr. 7-9 games, his first since Jan. 23 at Milwaukee (after 30 straight bench outings); he tallied 15.3 ppg, 13.3 rpg and 2.8 apg in 22 starts overall... Was Minnesota's top rebounder on 35 occasions and leading scorer 11 times, collecting a team-best 36 point/rebound double-doubles (good for 11th in the NBA); the Jan. 2 game at Indiana ended his double-double string at 11... Scored 23 points and hauled in a career-high 22 rebounds Mar. 28 vs. Phoenix, becoming the fourth player in Wolves history to notch a 20/20 game (Garnett 26, Jefferson 5, Gugliotta)... Scored a then-career-high 25 points Jan. 31 vs. New York... Grabbed his 1000th rebound Jan. 13 at Houston, and went over the 1000-career-point mark Dec. 16 vs. the L.A. Clippers... Handed out a career-high nine assists Dec. 30 vs. Utah, and pulled in 19 rebounds Dec. 11 at the Lakers... Had his 2010-11 contract option exercised on Nov. 2... **2008-09:** Completed his first NBA season by leading all rookies (and ranking 9th overall) in rebounding at 9.1 rpg... Broke the club single-season rookie rebounding record Apr. 11 vs. Phoenix, and ended the year with 734 to surpass Christian Laettner (708 in 1992-93)... Played in 81 games (including 37 starts), missing the Apr. 5 game vs. Denver due to the flu... Averaged 11.1 ppg (9th among rookies) while logging 25.3 mpg and shooting 45.9%; he boosted those numbers to 13.3 ppg (on 48.4% shooting) and 9.9 rpg after Jan. 1 (50 games)... Led the Wolves in FTs made and attempted by finishing 265-for-336 (78.9%); he averaged 7.9 FTAs/48 on the year... Also broke Laettner's franchise rookie mark for double-doubles, collecting his 29th (tops among NBA rookies this season) in the Apr. 15 finale vs. Sacramento... Named Western Conference T-Mobile Rookie of the Month for March, the third Timberwolves player to claim those honors (Stephon Marbury, Randy Foye)... Led Minnesota in scoring on seven occasions, including a 23-point effort Mar. 31 vs. Dallas; he was the top rebounder 36 times... Pulled down 19 rebounds Mar. 17 at San Antonio, one short of Dean Garrett's franchise rookie record and the 2nd-highest total by an NBA rookie on the season (the Clippers' DeAndre Jordan grabbed 20 at Golden State on Jan. 25)... Led the NBA in offensive rebounds per 48 (6.4); his 274 offensive boards ranked 3rd behind Orlando's Dwight Howard (336) and Charlotte's Emeka Okafor (275), and represent the 2nd-highest season total in franchise history (Al Jefferson, 308 in 2007-08)... Tallied a season-high 24 points (with 15 rebounds) Feb. 25 vs. Utah, and dished a season-high four assists Mar. 11 vs. Memphis; he blocked four shots Mar. 13 vs. New York.

INTERNATIONAL NOTES

Became the first Timberwolves player to play in the Olympics since Kevin Garnett in 2000... Took home the Gold Medal at the 2012 London Olympics as part of Team USA... In eight contests, averaged 11.6 points and 7.6 rebounds in 17.3 minutes per game... Led Team USA in rebounds, totaling 61 for the competition... Scored a team-high 16 points in Team USA's 110-63 win over Tunisia... Tallied nine points and nine rebounds in just over 18 minutes in the Gold Medal game... Registered a double-double (10 points, 11 rebounds) against Australia.

COLLEGE NOTES

Earned consensus First Team All-American honors... Named to the Wooden Award All-America Team and was a finalist for both the Naismith and Wooden Awards... Named Pac-10 Player of the Year, becoming only the second freshman in league history to earn the honor... Also named conference Freshman of the Year, earned First Team All-Conference and All-Freshman Team honors, and was an Honorable Mention selection for the league's All-Defensive Team... Set school freshman single-season records for points scored (681) and rebounds (415)... **2007-08:** Led team in scoring (17.5 ppg) and rebounding (10.6 rpg)... Scored in double figures in every game and topped the 20-point mark 11 times... Posted 23 double-doubles... Tallied 26 points and 18 rebounds at Oregon... Scored 16 points and pulled down a career-high 21 rebounds at Oregon State, the first time a UCLA player had logged 20 or more rebounds in 30 years... Recorded 18 points and 16 rebounds at Maryland... Notched 26 points and 11 rebounds vs. Arizona and logged 24 points and 15 rebounds in the rematch... Posted 17 points, 10 rebounds and a career-high five assists vs. Stanford... Registered 22 points and 13 rebounds in his collegiate debut vs. Portland State... Tallied 19 points, 11 rebounds and a career-high seven blocked shots vs. Texas A&M in the second round of the NCAA Tournament... Recorded a career-high 29 points, 14 rebounds, four assists and four blocked shots vs. Western Kentucky in the Sweet Sixteen... Notched a double-double of 19 points and 10 rebounds vs. Xavier in the Regional Finals.

HIGH SCHOOL NOTES

Named 2007 Gatorade National Male Athlete of the Year... Earned the 2007 Naismith, Wooden, USA Today, National High School Coaches Association, McDonald's and Parade Magazine Male High School Player of the Year awards... Became the first player in state history to be named player of the year three times, winning the award outright his sophomore and junior seasons and sharing the award his senior season with Duke's Kyle Singler... Honored as a McDonald's All-American as a senior... Set the Oregon state prep career scoring record with 2,628 points... Helped Lake Oswego High School reach the state 4A tournament four straight years, the state championship game three straight years, and a state title in 2006.

PERSONAL

Father Stan played with the Los Angeles Lakers and Washington Bullets in the NBA... Uncle Mike Love is the lead singer of the Beach Boys... Appeared on the cover of the EA Sports NCAA Basketball '09 video game... Has hosted a winter coat drive to support the local Salvation Army during each of his first four seasons... Lists Tiger Woods as his favorite athlete to watch... Named to the USA Basketball Men's Select Team that practiced against the Senior National Team prior to the 2008 Olympics in Beijing, and was a member of USA Basketball's gold-medal-winning Senior Men's National Team at the 2010 FIBA World Championships in Turkey... Favorite movies are "He Got Game" and "Gladiator"... Lists the Seattle Mariners and Portland Trail Blazers as his favorite teams while growing up.



KEVIN LOVE



CAREER HIGHS

Minutes	49	03/23/12	Minnesota	at	Oklahoma City	
Field Goals	16	03/23/12	Minnesota	at	Oklahoma City	
Field Goal attempts	31	03/28/12	Minnesota	at	Charlotte	
Three-Point Field Goals	7	03/23/12	Minnesota	at	Oklahoma City	
Three-Point attempts	11	03/23/12	Minnesota	at	Oklahoma City	
Free Throws	19	12/27/11	Minnesota	at	Milwaukee	
Free Throw attempts	24	12/27/11	Minnesota	at	Milwaukee	
Offensive Rebounds	12	11/12/10	Minnesota	vs	New York	
Defensive Rebounds	19	03/04/11	Minnesota	at	Philadelphia	(3 times)
Rebounds	31	11/12/10	Minnesota	vs	New York	
Assists	9	12/30/09	Minnesota	vs	Utah	
Steals	3	02/22/12	Minnesota	vs	Utah	(6 times)
Turnovers	6	02/04/12	Minnesota	vs	Houston	(5 times)
Blocked Shots	4	03/27/12	Minnesota	at	Memphis	
Points	51	03/23/12	Minnesota	at	Oklahoma City	

NBA REGULAR SEASON STATS

Year/Team	G	MIN	FIELD GOALS			3-POINT FG			FREE THROWS			REBOUNDS				PF	STL	BLK	PTS	AVG
			FG	FGA	PCT	FG	FGA	PCT	FT	FTA	PCT	OFF	DEF	TOT	AST					
08-09/MIN	81	2048	316	688	.459	2	19	.105	265	336	.789	274	460	734	84	205	35	50	899	11.1
09-10/MIN	60	1714	291	646	.450	35	106	.330	225	276	.815	227	431	658	136	136	43	23	842	14.0
10-11/MIN	73	2611	482	1026	.470	88	211	.417	424	499	.850	330	782	1112	184	148	45	28	1476	20.2
11-12/MIN	55	2145	474	1059	.448	105	282	.372	279	490	.824	225	508	733	111	152	47	28	1432	26.0
TOTALS	269	8518	1563	3419	.457	230	618	.372	1293	1571	.823	1056	2181	3237	515	641	170	129	4649	17.3



NIKOLA PEKOVIC



CENTER

#14 HEIGHT
6-11
WEIGHT
281

WOLVES

BIRTHDATE:

January 3, 1986

BIRTHPLACE:

Bijelo Polje, Montenegro

EXPERIENCE:

Two years

ACQUIRED:

2008 NBA Draft

DRAFTED:

2008, 2nd Round
31st overall) by the
Minnesota Timberwolves

2011-12 SEASON

Completed his second NBA season by averaging 13.9 ppg and 7.4 rpg in 26.9 mpg... Played in 47 games (including 35 starts), missing 12 due to injury... Shot a franchise-record 56.4% from the field, ranking 3rd in the NBA and shattering the previous club mark of 52.6% set by Kevin Garnett in 2005-06; he also hit 74.3% from the FT line... Pulled down 181 offensive rebounds in 1264 minutes to lead the NBA on both a per-48 (6.9) and percentage (16.1%) basis; he ranked 3rd in offensive boards per game (3.9) behind DeMarcus Cousins and Kevin Love... Appeared in just two of Minnesota's first 11 games and logged a total of 99 minutes in the first 17; however, his 13-point effort in the Jan. 25 victory at Dallas triggered a 15-game run that saw him tally 16.6 ppg and 9.9 rpg while shooting 61.8%... Sliced his foul rate to 3.7 per 48 minutes, having committed an average of 9.8 PFs per 48 as a rookie... Hauled in a career-high 16 rebounds Apr. 22 vs. Golden State, one of point/rebound double-doubles on the season... Scored a game-high 23 points Apr. 19 at Detroit, his 11th 20+ effort and one of six times he led the Wolves... Returned Apr. 2 at Sacramento, having missed the previous seven games due to bone spurs in his right ankle... Collected 20 points and 12 rebounds Mar. 16 at the L.A. Lakers, his eighth 20/10 game on the year... Tallied a career-high 30 points with 12 rebounds (nine offensive) in the Feb. 17 win at Houston; he also swiped a career-best three steals and blocked three shots in that game... Logged a career-high 43:31 vs. Charlotte on Feb. 15, and led the Wolves with 27 points off the bench Feb. 3 at New Jersey... Went over the 1000-career-point mark in the Apr. 26 finale vs. Denver.

CAREER NOTES

Selected by Minnesota with the 31st overall pick in the 2008 NBA Draft... Signed by Minnesota to a multi-year contract on July 28, 2010... **2010-11:** Finished his first season in the NBA by playing in 65 games... Missed 13 contests due to a sprained left ankle (Nov. 14-Dec. 3, Dec. 18-26), one to the flu (Jan. 19) and two with a strained right hip (Mar. 27-30)... Averaged 5.5 ppg and 3.0 rpg in 13.7 mpg, shooting 51.7% from the field and 76.3% from the FT line... Started 11 times, including five in April; he tallied 9.8 ppg and 4.5 rpg while hitting 64.2% as a starter (19.5 mpg)... Scored a season-high 16 points Mar. 4 at Philadelphia (one of 10 double-figure outings), and logged a season-high 29:58 Apr. 2 at Memphis... Shot 56.2% from the floor over the final three months, after hitting 43.6% through mid-January... Committed 9.8 PFs per 48 on the year, the highest rate for anyone in the NBA (min. 500 minutes played)... Blocked a season-high four shots Dec. 11 at Chicago, but also coughed up six TOs... Posted his first double-double (12 points, 11 rebounds) Nov. 7 at Houston.

PROFESSIONAL CAREER NOTES

2009-10: Appeared in 35 games for Panathinaikos in the Greek League, averaging 12.2 points and 3.7 rebounds in 16.6 minutes per game... Led the Greek League by shooting a career-best 72.5% from the floor... Reached double figures scoring in 26 of 35 games... Averaged 21.5 minutes per game during 13 Euroleague appearances... Scored 14.8 points and grabbed 3.5 rebounds per contest on 60.7% shooting... Scored 10 or more points in 11 of 12 games, including three games with 20 or more points... **2008-09:** Played 18.1 minutes per game during 21 Euroleague games as Panathinaikos earned its sixth Euroleague Final Championship... Scored 13.0 points on 63.4% shooting while grabbing 3.8 rebounds per contest... **2007-08:** Averaged 12.9 points and 5.1 rebounds in seven Serbian SuperLeague appearances for Partizan... Led Partizan to the quarterfinals in Adriatic League play with an average of 15.2 points and 5.5 rebounds in 28 games (26 starts)... Named Adriatic League All-Star Game MVP with 26 points and eight rebounds... Scored 16.4 points and grabbed 6.9 rebounds during Euroleague play, including four double-doubles... Named to the All-Euroleague Second Team... **2006-07:** Helped lead

NIKOLA PEKOVIC

Partizan to titles in both the Serbian and Adriatic Leagues... Averaged 12.8 points and 7.4 rebounds in the Serbian SuperLeague during the regular season... Added 7.0 points and 7.5 rebounds in five postseason games... Scored 9.0 points and grabbed 2.7 rebounds during Adriatic League play, reaching double figures scoring 13 times... Averaged 4.8 points and 2.5 rebounds in 13.9 minutes per game during Euroleague play... **2005-06:** Led Partizan to a Serbian SuperLeague title with 7.3 points and 6.2 rebounds per game during the regular season... Added 8.2 points and 5.4 in five playoff appearances... Scored 9.0 points and grabbed 2.7 rebounds during Adriatic League play, scoring double figures eight times... In Euroleague play, averaged 7.1 points and 3.6 rebounds in 18.0 minutes per game... **2004-05:** Averaged 4.1 points and 2.3 rebounds in 12.9 minutes for Atlas in Serbian Superleague play.

PERSONAL

Played on the same club team (Partizan) as former NBA star Vlade Divac, and lists Divac as his favorite player to watch while growing up... Enjoys fishing in his spare time... Is also an avid fan of Partizan's soccer team... Lists Gladiator as his favorite movie and Russell Crowe as his favorite actor... Regularly competes with the Serbian National Team, and was a member of the Serbia & Montenegro team that won gold at the 2006 European U-20 Championships in Turkey.



CAREER HIGHS

Minutes	44	02/15/12	Minnesota	at	Charlotte	
Field Goals	13	02/17/12	Minnesota	at	Houston	
Field Goal attempts	20	02/17/12	Minnesota	at	Houston	
Three-Point Field Goals	0	04/26/12	Minnesota	vs	Denver	(112 times)
Three-Point attempts	0	04/26/12	Minnesota	vs	Denver	(112 times)
Free Throws	9	03/09/12	Minnesota	vs	LA Lakers	(Three times)
Free Throw attempts	12	03/16/12	Minnesota	at	LA Lakers	
Offensive Rebounds	9	02/17/12	Minnesota	at	Houston	
Defensive Rebounds	13	04/22/12	Minnesota	vs	Golden State	
Rebounds	16	04/22/12	Minnesota	vs	Golden State	
Assists	2	04/22/12	Minnesota	vs	Golden State	(12 times)
Steals	3	02/17/12	Minnesota	at	Houston	(Twice)
Turnovers	6	02/17/12	Minnesota	at	Houston	(Twice)
Blocked Shots	4	12/11/10	Minnesota	at	Chicago	
Points	30	02/17/12	Minnesota	at	Houston	

NBA REGULAR SEASON STATS

Year/Team	G	MIN	FIELD GOALS			3-POINT FG			FREE THROWS			REBOUNDS				PF	STL	BLK	PTS	AVG
			FG	FGA	PCT	FG	FGA	PCT	FT	FTA	PCT	OFF	DEF	TOT	AST					
10-11/MIN	65	887	136	263	.517	0	0	---	87	114	.763	90	103	193	27	181	18	35	359	5.5
11-12/MIN	47	1264	256	454	.564	0	0	---	139	187	.743	181	165	346	31	98	29	31	651	13.9
TOTALS	112	2151	392	717	.547	0	0	---	226	301	.751	271	268	539	58	279	47	66	1010	9.0



LUKE RIDNOUR



BIRTHDATE:

February 13, 1981

BIRTHPLACE:

Coeur d'Alene, Idaho

COLLEGE:

Oregon

HIGH SCHOOL:

Blaine HS
(Blaine, Washington)

EXPERIENCE:

Nine years

ACQUIRED:

Signed as a free agent
on July 21, 2010

DRAFTED:

2003, 1st Round
(14th overall) by the
Seattle SuperSonics

2011-12 SEASON

Sidelined for the final 11 games of his ninth NBA season (second with the Wolves) after suffering a sprained right ankle Apr. 2 at Sacramento... Started all 53 of his appearances, averaging a career-high 12.1 ppg, 2.7 rpg and 4.8 apg while playing 33.0 mpg, his heaviest workload since 2005-06... Shot 44.0% from the floor, 32.2% (49-for-152) from three-point range and 89.1% (106-for-119) from the FT line... The latter figure was good for 6th in the NBA and is the 5th-best single-season percentage in Wolves history; he put together a string of 40 consecutive FTs made (Jan. 23-Mar. 10)... Dealt 14 assists Mar. 28 at Charlotte, one short of his career best; he registered five point/assist double-doubles in 14 starts following Ricky Rubio's injury, averaging 7.8 apg in that span... Scored 25 points in the Mar. 25 win vs. Denver, tying his high in a Minnesota uniform... Logged 40+ minutes on five occasions, playing a season-high 47:47 in the double-OT game at Oklahoma City on Mar. 23... Became the eighth player in Wolves history to register a point/assist double-double with no TOs Mar. 16 at the Lakers (first since Sam Cassell in 2005)... Dished 13 assists Mar. 15 at Utah; his three steals and two blocks tied season highs... Sank the game-winning jumper as time expired Feb. 22 vs. Utah... Scored the 6000th point of his NBA career Feb. 20 at Denver, and dealt his 3000th assist Feb. 29 at the L.A. Lakers... Pumped in 25 points with nine assists Jan. 16 vs. Sacramento, shooting 10-for-14 from the floor and sinking all four of his three-point attempts... Netted a team-high 22 points vs. Chicago on Jan. 10, one of six 20+ efforts on the season and the lone time he was Minnesota's leading scorer.

CAREER NOTES

Signed as a free agent by Minnesota on July 21, 2010... Drafted by the Seattle SuperSonics with the 14th overall pick in the 2003 NBA Draft on June 26, 2003... Traded on August 13, 2008 in a three-team deal that sent him and Adrian Griffin from Oklahoma City to Milwaukee, Mo Williams from Milwaukee to Cleveland, Desmond Mason from Milwaukee to Oklahoma City, Damon Jones from Cleveland to Milwaukee, and Joe Smith from Cleveland to Oklahoma City... Nine-year NBA veteran owns career averages of 9.9 points and 4.9 assists in 640 games with three different NBA teams (Seattle, Milwaukee, Minnesota)... **2010-11:** Wrapped up his eighth season in the NBA and first in Minnesota by averaging a career-high 11.8 ppg and a team-best 5.4 apg in 30.4 mpg... Played in 71 games (66 starts), missing five due to a strained left hamstring (Nov. 9-15) and six for personal reasons... Ranked 4th in the NBA in three-point accuracy at 44.0% (the fourth-highest percentage in franchise history) and 25th in steals at 1.25 spg; he also shot 46.8% from the floor and 88.3% from the FT line... Led the Wolves in assists on 46 occasions, with six double-digit efforts and three point/assist double-doubles... Matched his season high with 11 assists in the Apr. 13 finale vs. Houston, becoming the 12th player in Timberwolves history to deal 10+ assists in a game without committing a turnover... Tied his career best with nine rebounds Apr. 11 at Phoenix, finishing just short of a triple-double by also dealing nine assists; the 21-point effort (on 10-for-13 shooting) marked his seventh 20+ night of the year... Scored a season-high 23 points Dec. 26 at Cleveland, sinking a career-high five treys... Totaled 20 points and 10 assists Dec. 10 vs. Detroit, the first 20/10 effort by a Wolves player since Randy Foye collected 23 points and 14 assists at Detroit on Nov. 23, 2008... Scored his 5000th career point Dec. 6 at New York, and handed out his 2500th assist Oct. 27 vs. Sacramento... **2009-10:** Appeared in all 82 games and averaged 10.4 points and 4.0 assists... Shot a career-high 47.8% from the field and was 90.7% from the line (fifth in the NBA) and 38.1% from three... Finished the season with a 3.06:1 assist-to-turnover ratio (11th in NBA)... Led the team in scoring seven times, assists 24 times and steals five times... Reached 4,000

GUARD

#13 HEIGHT
6-2
WEIGHT
173

WOLVES

LUKE RIDNOUR

points at Minnesota on Nov. 6... Handed out a season-high 12 assists to go with 13 points at Memphis on Nov. 21... Had a double-double with 23 points, 10 assists and seven rebounds at New Orleans on Nov. 25... Tallied 20 points with six assists and two steals on Nov. 28 against Orlando... Recorded 20 points, six assists and four rebounds on Dec. 2 at Washington... Scored 21 points and added nine assists and three steals at Detroit on Dec. 4... Swiped the 500th steal of his career on Dec. 6 against Cleveland... Tallied a season-best 27 points on 9-of-13 shooting (3-for-6 from three) at Toronto on Jan. 22... Appeared in the 500th game of his career on Mar. 17 at the L.A. Clippers... Notched a double-double with 11 points and 11 assists at Cleveland on Mar. 31... **2008-09:** Appeared in 72 games (50 starts) in his first season with Milwaukee... Averaged 9.6 points, 3.0 rebounds (tied for career-high) and 5.1 assists (T-23rd in NBA) while logging 28.2 minutes per game... Shot a team-best 86.9% from the free throw line, ranking 17th in the league... Finished with a 2.85:1 assist-to-turnover ratio, 13th in the league... Produced 35 games of double-figure scoring and three of 20+ points... Had seven 10+ assist games, including six double-doubles... Led the team in assists 32 times and steals 20 times... Set a career-high with six steals against Utah on Dec. 23, while also adding 11 points and 11 assists (tied for a season-high) for a double-double... Tied his career-best in rebounds with nine against Miami on Jan. 14 while adding a season-high 25 points along with four assists... Missed three games due to back spasms, one to a sore right knee and five for a fractured right thumb; was inactive for seven of those games... **2007-08:** Appeared in 61 games (five starts)... Had an assist-to-turnover ratio of 3.01 (19th in NBA)... Led or co-led the team in assists 14 times... Handed out 10+ assists twice... Had a career-high-tying 15 assists at Golden State on Feb. 26... Scored a season-high 19 points vs. Denver on Apr. 6... Missed 15 games with a left quadriceps strain (Nov. 14-Dec. 7, Dec. 27-31)... **2006-07:** Appeared in 71 games (58 starts)... Averaged 11.0 ppg, 5.2 apg, 2.3 rpg and 1.2 spg in 29.5 mpg... Led the team in assists 34 times... Dished out 5.2 apg (T-24th in NBA)... Hit the game-winning shot as time expired vs. Indiana on Dec. 1... Scored a career-high 32 points at New Jersey on Nov. 13... Registered six double-doubles (point/assist)... Scored 20-plus points nine times... Missed five games with a herniated cervical disc in his neck from Mar. 7-13... Missed the final six games of the season with a sprained left ankle... **2005-06:** Averaged 11.5 ppg, 7.0 apg (9th in NBA), 3.0 rpg and 1.6 spg in 33.2 mpg... Appeared in 79 games (77 starts)... Led the team with 12 double-doubles (point/assist)... Handed out 10-plus assists 14 times... Led or co-led the team in assists 59 times... Ranked eighth in the NBA in free-throw shooting accuracy at 87.7% (199-227)... Tallied 21 points vs. Miami on Jan. 13, topping 20 points in consecutive games for the first time in his NBA career... Scored 30 points to go along with 11 assists at Phoenix (20T) on Jan. 22... Dished out the 1,000th assist of his NBA career at Atlanta on Feb. 22... Grabbed a career-high nine rebounds at Denver on Mar. 24... Dished out a career-high 15 assists at Sacramento on Apr. 18... **2004-05:** Averaged 10.0 ppg, 2.5 rpg, 5.9 apg (16th in the NBA) and 1.2 spg in 31.4 mpg... Played in 82 games (all starts), one of only two Seattle players to appear in every game (Nick Collison) and the only Sonics player to start every contest... Ranked 11th in the NBA in assist-to-turnover ratio (3.24)... Handed out 10-plus assists nine times with four double-doubles (point/assist)... Registered a career-high five steals vs. Chicago on Mar. 11... Shot 88.3% (159-180) from the foul line (T-7th in NBA)... Named to the 2005 "got milk?" Rookie Challenge sophomore team for 2005 NBA All-Star Weekend and participated in the Playstation Skills Challenge... **2003-04:** Averaged 5.5 ppg, 1.6 rpg, 2.4 apg and 16.1 mpg in 69 games (six starts) his rookie season... Scored in double-figures in 19 games... Led the team in assists six times.

PLAYOFF NOTES

Has played in 18 career postseason games, including 11 starts... **2010:** Appeared in all seven games for the Bucks... Averaged 8.1 points and 1.9 assists in 17.3 minutes per game... Shot 46.7% from the field, including 35.7% from beyond the arc... Scored 15 points and swiped four steals in 18 minutes against Atlanta in Game Five... **2005:** Started all 11 playoff games... Averaged 9.7 ppg, 3.3 rpg and 4.3 apg... Shot 95.0% (19-20) from the foul line... Scored a playoff-high 20 points in the Conference-Semifinal Game 4 victory over San Antonio on May 15... Handed out a playoff-high six assists on three occasions... Grabbed a playoff-high six rebounds twice.

CAREER HIGHS

Minutes	48	03/23/12	Minnesota	at	Oklahoma City	(3 times)
Field Goals	13	01/22/06	Seattle	at	Phoenix	
Field Goal attempts	22	01/22/06	Seattle	at	Phoenix	
Three-Point Field Goals	5	12/26/10	Minnesota	at	Cleveland	
Three-Point attempts	7	03/23/12	Minnesota	at	Oklahoma City	(Twice)
Free Throws	9	01/04/06	Seattle	at	Chicago	(3 times)
Free Throw attempts	9	01/20/12	Minnesota	at	LA Clippers	(6 times)
Offensive Rebounds	5	12/03/03	Seattle	vs	New York	
Defensive Rebounds	9	01/10/09	Milwaukee	at	Minnesota	
Rebounds	9	04/11/11	Minnesota	at	Phoenix	(4 times)
Assists	15	02/26/08	Seattle	at	Golden State	(Twice)
Steals	6	12/23/08	Milwaukee	vs	Utah	
Turnovers	8	12/20/03	Seattle	at	Denver	
Blocked Shots	3	01/24/09	Milwaukee	vs	Sacramento	(Twice)
Points	32	11/13/06	Seattle	at	New Jersey	

NBA REGULAR SEASON STATS

Year/Team	G	MIN	FIELD GOALS			3-POINT FG			FREE THROWS			REBOUNDS				PF	STL	BLK	PTS	AVG
			FG	FGA	PCT	FG	FGA	PCT	FT	FTA	PCT	OFF	DEF	TOT	AST					
03-04/SEA	69	1114	145	350	.414	27	80	.338	65	79	.823	35	73	108	163	105	52	7	382	5.5
04-05/SEA	82	2572	299	739	.405	67	178	.376	159	180	.883	55	149	204	483	185	94	23	824	10.0
05-06/SEA	79	2625	344	799	.418	43	149	.289	199	227	.877	47	188	235	550	178	123	22	910	11.5
06-07/SEA	71	2091	301	695	.433	49	139	.353	128	159	.805	28	136	164	368	181	83	19	779	11.0
07-08/SEA	61	1223	147	368	.399	21	71	.296	78	91	.857	13	81	94	241	120	37	14	393	6.4
08-09/MIL	72	2033	250	621	.403	55	157	.350	133	153	.869	33	185	218	365	200	92	16	688	9.6
09-10/MIL	82	1758	328	686	.478	69	181	.381	127	140	.907	24	119	143	324	182	54	7	852	10.4
10-11/MIN	71	2159	319	681	.468	81	184	.440	121	137	.883	37	162	199	384	146	89	10	840	11.8
11-12/MIN	53	1750	242	550	.440	49	152	.322	106	119	.891	19	122	141	252	136	56	16	639	12.1
TOTALS	640	17325	2365	5489	.431	461	1291	.357	1116	1285	.868	291	1215	1506	3130	1433	680	134	6307	9.9

NBA PLAYOFF STATS

Year/Team	G	MIN	FIELD GOALS			3-POINT FG			FREE THROWS			REBOUNDS				PF	STL	BLK	PTS	AVG
			FG	FGA	PCT	FG	FGA	PCT	FT	FTA	PCT	OFF	DEF	TOT	AST					
04-05/SEA	11	34	42	107	.393	4	17	.235	19	20	.950	10	26	36	47	23	13	8	107	9.7
09-10/MIL	7	121	21	45	.467	5	14	.357	10	12	.833	4	9	13	13	13	4	1	57	8.1
TOTALS	18	155	63	152	.414	8	31	.290	29	32	.906	14	35	49	60	36	17	9	164	9.1



LUKE RIDNOUR

COLLEGE NOTES

Named Honorable Mention All-America by The Associated Press as a sophomore and as a junior... Named Pac-10 Conference Player of the Year as a junior and also earned the Pac-10 Tournament MVP Award, joining Sean Elliott (Arizona) as the only other player to earn both awards in the same year... Became the first Oregon Duck to win Pac-10 Freshman of the Year honors... Finished his career ranked third all-time at Oregon in assists, second in steals, third in three-pointers, ninth in scoring, 10th in free-throws made, second in free-throw percentage and eighth in three-point field-goal percentage... **2002-03:** Averaged 19.7 ppg (second in Pac-10) and 6.6 apg (first in Pac-10, 10th in nation)... Set the single-season Oregon assist mark with 218, eclipsing Ron Lee's 184 (1975-76)... His 63 steals tied the school mark shared by Terrell Brandon and Freddie Jones... Set a school and Pac-10 record with 62 consecutive free-throws made... Led the Pac-10 in free-throw percentage (88.0 percent, 21st in the nation)... Ranked second in the Pac-10 in steals (1.9 spg) and sixth in assist-to-turnover ratio (1.69-1)... Matched his career-high with 28 points vs. Oregon State and Washington State... Dished out a career-high 11 assists vs. Oregon State and vs. Washington... **2001-02:** Earned All-Pac-10 honors... Averaged 15.5 ppg and 5.0 apg (third in Pac-10)... His 93 three-pointers were just one shy of the single-season record at Oregon (Orlando Williams, 94 treys in 1995)... Scored 20 points vs. Texas in the Ducks NCAA Sweet 16 win... Matched a career-high with 28 points in Oregon's NCAA second-round win over Wake Forest... **2000-01:** Averaged 7.4 ppg and 3.8 apg ... Only Oregon player to start every game.

PERSONAL

Full name is Lukas Robin Ridnour... Married his wife Katie in the summer of 2005... Katie played volleyball at Central Washington... Parents are Rob and Muriel... Has one sister, Heather, who played basketball at Eastern Washington... During high-school basketball career was coached by his father... Was a four-year high-school letterman in tennis and finished third at the state tournament... Majored in sociology at Oregon.





BRANDON ROY



BIRTHDATE:

July 23, 1984

BIRTHPLACE:

Seattle, Washington

COLLEGE:

Washington

HIGH SCHOOL:

Garfield High School (Seattle, Washington)

EXPERIENCE:

Five years

ACQUIRED:

Signed as a free agent on August 31, 2012

DRAFTED:

2004, 1st Round (6th overall) by the Minnesota Timberwolves

2011-12 SEASON

Sat out the entire NBA season.

CAREER NOTES

Signed as a free agent by the Timberwolves on July 31, 2012... Originally selected by the Timberwolves in the first round (sixth pick overall) of the 2006 NBA Draft... Traded to Portland for the draft rights to Randy Foye (seventh pick overall) via the Boston Celtics on June 28, 2006... A three-time NBA All-Star, owns career averages 19.0 points, 4.3 rebounds and 4.7 assists over 321 career nba games, all with the Portland Trail Blazers... One of two players (LeBron James) since 2000 to be named Rookie of the Year and appear in three All-Star games in his first four NBA seasons... **2010-11:** Appeared in 47 games (23 starts), averaging 12.2 points, 2.6 rebounds and 2.7 assists in 27.9 minutes... Led team in scoring eight times (inc. ties)... Racked up 21 points (9-17 FG) on March 15 vs. Dallas, his highest point total since Dec. 10 at Phoenix (26 points)... Scored five points on Feb. 23 vs. L.A. Lakers in his first game since Dec. 15... Underwent successful arthroscopic surgery on both knees Jan. 17... Scored a game-high 27 points Nov. 26 vs. New Orleans in first game back from injury... Missed three contests due to left knee injury from Nov. 16 to Nov. 20... Hit 38 straight free-throw attempts from Nov. 1 to Nov. 28... Netted a season-high 29 points Oct. 30 at New York... **2009-10:** Averaged 21.5 points, 4.4 rebounds, 4.7 assists, 0.94 steals and 37.2 minutes in 65 games (all starts)... Led team and ranked 11th among NBA leaders in scoring... One of four NBA players that averaged at least 21.5 points, 4.4 rebounds and 4.7 assists (K. Bryant, L. James, D. Wade)... Honored as an All-NBA Third Team member... Named an All-Star for third consecutive season... Honored as Western Conference Player of the Week for week ending March 14, joining only Clyde Drexler as a five-time winner of the award in franchise history... Scored 23 points or more in 15 straight appearances Dec. 1-Jan. 2, the longest string of 23-point games in a season in franchise history (27.9 ppg)... **2008-09:** Posted team highs of 22.6 points, 5.1 assists, 1.13 steals and 37.2 minutes to go with 4.7 rebounds in 78 games (all starts)... Notched career highs in scoring (22.6), rebounds (4.7, tied), field goal shooting (48.0%), 3-point shooting (37.7%, tied) and games (78)... Ranked 10th in NBA in scoring... Named to the All-NBA Second Team, becoming the first Trail Blazer to make an All-NBA squad since Clyde Drexler in 1991-92... Selected to the Western Conference All-Star Team, netting 14 points (7-8 FG), five rebounds and five assists... Named Western Conference Player of the Week for the weeks ending Nov. 30 and April 12... Tied franchise record for steals in a game with 10 on Jan. 24 vs. Washington... Rang up a career-high 52 points (14-27 FG, 5-7 3-PT, 19-21 FT) Dec. 18 vs. Phoenix, setting the record for points in a game in Portland and placing tied for second on the all-time list for scoring in a game by a Trail Blazer... **2007-08:** Averaged a team-high 19.1 points, 4.7 rebounds, a team-best 5.8 assists and a team-high 37.7 minutes in 74 games (all starts)... Earned spots on both the Western Conference All-Star Team and the T-Mobile Rookie Challenge sophomore squad at All-Star Weekend in New Orleans... In the All-Star Game, played a team-high 29 minutes, poured in a team-high tying 18 points (8-10 FG, 2-3 3-PT) and pulled down nine rebounds... Named Western Conference Player of the Week for the weeks ending Dec. 9 and Dec. 16, becoming only the second Trail Blazer to receive the honor in back-to-back weeks (C. Drexler)... Registered first career triple-double with 20 points, 10 rebounds and 11 assists Feb. 1 vs. New York... **2006-07:** Posted averages of 16.8 points, 4.4 rebounds, 4.0 assists, 1.18 steals and 35.4 minutes in 57 games (55 starts)... Named T-Mobile NBA Rookie of the Year, becoming the third player in franchise history to win the award... Earned unanimous selection to T-Mobile NBA All-Rookie First Team by a vote of NBA head coaches... Member of rookie squad in Rookie-Sophomore game at All-Star Weekend in Las Vegas... Garnered Western Conference Rookie of the Month honors in January, February and March... Led all rookies in points, assists and minutes per game... Missed 19 games with a heel injury.

GUARD

#03 HEIGHT 6-6
WEIGHT 216

WOLVES

BRANDON ROY

PLAYOFF NOTES

Has appeared in 15 postseason contests (seven starts), averaging 16.3 points, 3.3 rebounds and 2.6 assists in 30.6 minutes... **2011:** Played in six games (no starts), posting averages of 9.3 points (50.0% FG), 2.2 rebounds, 2.8 assists and 23.0 minutes... Scored 18 points (8-10 FG) in the fourth quarter as part of Portland's 23-point comeback win in Game 4 vs. Dallas on April 23... **2010:** Averaged 9.7 points, 2.3 rebounds and 1.7 assists in 27.7 minutes in three games (one start)... Underwent surgery to repair a partial tear of the meniscus in his right knee on April 16 but returned to action just eight days later, scoring 10 points in 27 minutes off the bench in Game 4 vs. Phoenix on April 24... **2009:** Started all six Portland games, averaging a team-best 26.7 points (45.9% FG, 87.0% FT) to add to 4.8 rebounds, 2.8 assists, 1.33 steals and 39.7 minutes... His 26.7 points per game were seventh-most in the 2009 NBA playoffs and ranked fourth by a Trail Blazer in any single postseason... His 42 points on April 21 vs. Houston were most scored in NBA history by a player in his first or second career playoff game and tied for the second-most points in franchise playoff history.

COLLEGE NOTES

Averaged 14.4 points (51.3% FG, 74.4% FT), 5.0 rebounds, 3.0 assists, 1.0 steal and 27.6 minutes in 103 games during four seasons with Washington from 2002-06... Finished collegiate career as Washington's 10th all-time leading scorer with 1,477 points and ranked sixth in assists with 308... Listed as a finalist for the Wooden Award, Naismith Award, Oscar Robertson Trophy, and the Adolph Rupp Player of the Year as a senior in 2005-06... Named Pac-10 Player of the Year and earned consensus First Team All-America honors in his final season... Averaged 20.2 points (second in Pac-10), 5.6 rebounds and 4.1 assists in 33 games (all starts) as a senior... Finished 2005-06 ranked fourth all-time in single-season scoring for the school with 666 points.

PERSONAL NOTES

Born on July 23, 1984, in Seattle, Washington... Brandon and wife Tiana are the parents of Brandon Jr. and Mariah... Has two brothers and one sister... Honored as the winner of the 2009 Magic Johnson Award, presented to an NBA player who combines excellence on the court with outstanding cooperation with the media... Raised money for his high school, Garfield High in Seattle, by organizing a team scrimmage in 2010... Named the NBA's Northwest Division winner and an NBA finalist for the 2007-08 Sportsmanship Award, given annually to the player who best represents the ideals of on-court sportsmanship... Actively involved in his "Brandon Roy Foundation"... Champion for special education... Majored in American Ethnic Studies in college.

CAREER HIGHS

Minutes	53	12/12/08	Portland	vs	LA Clippers	
Field Goals	16	12/25/09	Portland	vs	Denver	
Field Goal attempts	30	12/12/08	Portland	vs	LA Clippers	
Three-Point Field Goals	5	12/20/09	Portland	at	Miami	(4 times)
Three-Point attempts	8	12/28/09	Portland	vs	Philadelphia	(Twice)
Free Throws	19	12/18/08	Portland	vs	Phoenix	
Free Throw attempts	21	12/18/08	Portland	vs	Phoenix	
Offensive Rebounds	5	04/05/11	Portland	vs	Golden State	(3 times)
Defensive Rebounds	12	02/21/08	Portland	vs	Seattle	
Rebounds	14	02/21/08	Portland	vs	Seattle	
Assists	12	04/08/08	Portland	vs	LA Lakers	(Twice)
Steals	10	01/24/09	Portland	vs	Washington	
Turnovers	6	04/08/09	Portland	at	San Antonio	(Twice)
Blocked Shots	3	03/03/10	Portland	vs	Indiana	
Points	52	12/18/08	Portland	vs	Phoenix	

NBA REGULAR SEASON STATS


Year/Team	G	MIN	FIELD GOALS			3-POINT FG			FREE THROWS			REBOUNDS				PF	STL	BLK	PTS	AVG
			FG	FGA	PCT	FG	FGA	PCT	FT	FTA	PCT	OFF	DEF	TOT	AST					
06-07/POR	57	2015	349	765	.456	55	146	.377	202	241	.838	58	192	250	230	139	67	10	955	16.8
07-08/POR	74	2792	531	1170	.454	73	215	.340	281	373	.753	81	267	348	430	147	79	16	1416	19.1
08-09/POR	78	2903	633	1318	.480	83	220	.377	416	505	.824	104	266	370	400	127	88	22	1765	22.6
09-10/POR	65	2419	491	1038	.473	73	221	.330	343	440	.780	73	212	285	305	136	61	16	1398	21.5
10-11/POR	47	1310	209	523	.400	38	114	.333	117	138	.848	28	93	121	129	76	37	12	573	12.2
TOTALS	321	11438	2213	4814	.460	322	916	.352	1359	1697	.801	344	1030	1374	1494	625	332	76	6107	19.0

NBA PLAYOFF STATS

Year/Team	G	MIN	FIELD GOALS			3-POINT FG			FREE THROWS			REBOUNDS				PF	STL	BLK	PTS	AVG
			FG	FGA	PCT	FG	FGA	PCT	FT	FTA	PCT	OFF	DEF	TOT	AST					
09/POR	6	238	56	122	.459	8	17	.471	40	46	.870	6	23	29	17	15	8	7	160	26.7
10/POR	3	83	10	33	.303	2	12	.167	7	9	.778	2	5	7	5	7	0	0	29	9.7
11/POR	6	138	22	44	.500	4	14	.286	8	13	.612	2	11	13	17	13	1	0	56	9.3
TOTALS	15	459	88	199	.442	14	43	.326	55	68	.809	10	39	49	39	35	9	7	245	16.3



RICKY RUBIO



BIRTHDATE:

October 21, 1990

BIRTHPLACE:

El Masnou, Spain

EXPERIENCE:

One year

ACQUIRED:

2009 NBA Draft

DRAFTED:

2009, 1st Round (5th overall)
by the Minnesota Timberwolves

2011-12 SEASON

Made his NBA debut by playing in 41 games before suffering a torn ACL and a torn LCL in his left knee on Mar. 9 vs. the Lakers; he underwent reconstructive surgery on Mar. 21 and missed the Wolves' final 25 contests... Earned First Team All-Rookie honors and finished 2nd to Kyrie Irving of Cleveland in voting for the NBA's Rookie of the Year Award, equaling the best-ever showing by a Wolves player (Stephon Marbury, 1996-97)... Started 31 times, with Minnesota going 18-13; they slipped to 5-20 following the injury... Averaged 10.6 ppg, 4.2 rpg and 2.22 spg in 34.2 mpg, while leading all rookies (and ranking 6th in the NBA) in assists with 8.2 apg... It's the Wolves' highest per-game average since Terrell Brandon handed out 8.9 apg in 1999-2000; Marbury, Micheal Williams and Pooh Richardson are the only other Wolves players to average 8+ apg in a season... Shot 35.7% from the field, 34.0% (32-for-94) from three-point range and 80.3% (good for 3rd among rookies) from the FT line... Contributed 15 points and 10 assists in his final appearance (Mar. 9 vs. the Lakers), his 12th double-double on the year; that's the most by a Wolves player since Sam Cassell totaled 18 in 2003-04... Tied a franchise record by handing out 10 assists in the 1st quarter at Portland on Mar. 3... Netted 12 points and seven assists in the BBVA Rising Stars Challenge on Feb. 25, as part of All-Star Weekend in Orlando... Scored 14 of his season-high 22 points in the 1st quarter vs. Philadelphia on Feb. 19... Matched his season best with 14 assists Feb. 7 vs. Sacramento (also Jan. 8 at Washington), and swiped a season-high six steals twice (Jan. 18 vs. Detroit, Feb. 3 at New Jersey); he registered 3+ steals in a game 18 times... Led the Wolves in rebounds (a season-high eight) Jan. 30 at Houston, while scoring 18 points... Named January's Western Conference Rookie of the Month... Played 40+ minutes on five occasions, with a high of 46:27 in the Jan. 25 victory at Dallas.

NBA CAREER NOTES

Selected by the Minnesota Timberwolves with the 5th overall pick in the 2009 NBA Draft... Signed a multi-year contract with the Timberwolves on June 17, 2011.

PROFESSIONAL CAREER NOTES

2009-10: Averaged 6.4 points, 2.7 rebounds and 4.3 assists in 42 games during his first season with Barcelona... Improved those averages to 6.8 points, 2.9 rebounds and 4.1 assists in 22 contests during Barcelona's run to the Euroleague title... Also contributed to Barcelona's victories in the Catalan Cup, Spanish Supercup and Spanish King's Cup tournaments... Earned MVP honors at the Catalan Cup Tournament... Following the season, honored as the league's top point guard and named to the All-Spanish ACB League Team... Also named the Euroleague Rising Star for 2010... Posted two games with 10+ assists and 18 games with at least five dimes... Scored in double figures nine times, including a season-best 18 points on 6-of-9 shooting (3-of-4 from three) in a win over Real Madrid on 12/27...

2008-09: Averaged 9.8 points, 2.7 rebounds, 5.8 assists in 25 games for DKV Joventut... Led the ACB League with 2.2 steals per game... Scored in double figures in 12 games and handed out 10+ assists five times (two double-doubles)... Appeared in five games during the Euroleague season, averaging 2.4 points, 2.4 rebounds and 2.8 assists per game... Catalan Cup Tournament champion... Named Spanish ACB League Defensive Player of the Year... Also named the FIBA European Young Player of the Year for a third consecutive season... **2007-08:** Averaged 10.2 points, 3.3 rebounds, 3.9 assists and 2.0 steals over 39 games in his most decorated season as a pro... Led his team to wins in the 2007 Catalan Cup Tournament, the 2008 Spanish King's Cup and the 2008 EuroCup... Named the 2008 FIBA Young Player

GUARD

#09 HEIGHT 6-4
WEIGHT 194

WOLVES



RICKY RUBIO

of the Year as well as the 2008 European Player of the Year... Also honored as the ACB League's top point guard and named to the All-Spanish ACB League Team... Scored in double figures in 20 games, including a season-high 25 points on 6-of-9 shooting (12-of-12 FTs) in a win over Akasvayu Girona on 11/25... **2006-07:** Averaged 4.5 points, 2.6 rebounds and 2.6 assists in 43 games... Led the ACB league in steals, averaging 1.9 thefts per game... Saw his first action in Euroleague, appearing in 16 games and averaging 3.6 points, 2.4 rebounds and 2.8 assists... Following the season, honored with the 2007 Spanish ACB League Rising Star Award as well as the FIBA European Young Player of the Year Award, given annually to the best player in Europe under the age of 22... **2005-06:** Made his Spanish ACB League debut on 10/15 at the age of 14, becoming the youngest player ever to compete in Spain's top professional league... Averaged 2.6 points, 1.1 rebounds 0.7 assists in 14 games during his rookie season... Helped his team to victories in the 2005 Catalan Cup Tournament and the 2006 EuroChallenge Tournament.

INTERNATIONAL NOTES

Began his international career on Spain's Under-16 team in 2005, winning a bronze medal at the 2005 FIBA Europe U16 Championships... Named MVP of the 2006 FIBA Europe U16 Championships after leading Spain to the gold medal... Averaged 22.3 points, 12.8 rebounds, 7.1 assists and 6.5 steals per game during the tournament, including two triple-doubles and a quadruple-double (posted 51 points, 24 rebounds, 12 assists and 7 steals in the championship game against Russia)... Named to the Spanish team for the 2008 Olympics in Beijing, where at age 17 he became the youngest ever to participate in the gold-medal game... A member of Spain's gold-medal-winning entry at the 2009 FIBA European Championships.

PERSONAL

Born on October 21, 1990, in El Mansou, Spain... His parents are Esteban and Tona Rubio... Has an older brother, Marc, who also plays professional basketball in Spain's second division, and a younger sister, Laia... Lists Steve Nash as his favorite NBA player... While visiting Minnesota the summer of 2011, he treated a North Minneapolis family affected by the recent tornadoes to an afternoon at the Mall of America.

CAREER HIGHS

Minutes	46	01/25/12	Minnesota	at	Dallas	
Field Goals	7	02/19/12	Minnesota	vs	Philadelphia	(3 times)
Field Goal Attempts	17	02/19/12	Minnesota	vs	Philadelphia	
Three-Point Field Goals	2	02/22/12	Minnesota	vs	Utah	(10 times)
Three-Point Attempts	5	02/17/12	Minnesota	at	Houston	(Twice)
Free Throws	8	01/25/12	Minnesota	at	Dallas	
Free Throw Attempts	9	01/25/12	Minnesota	at	Dallas	
Offensive Rebounds	4	03/05/12	Minnesota	vs	LA Clippers	
Defensive Rebounds	8	01/30/12	Minnesota	at	Houston	
Rebounds	8	01/30/12	Minnesota	at	Houston	(Twice)
Assists	14	02/07/12	Minnesota	vs	Sacramento	(Twice)
Steals	6	02/03/12	Minnesota	at	New Jersey	(Twice)
Turnovers	7	01/25/12	Minnesota	at	Dallas	
Blocked Shots	1	03/09/12	Minnesota	vs	LA Lakers	(8 times)
Points	22	02/19/12	Minnesota	vs	Philadelphia	

NBA REGULAR SEASON STATS

Year/Team	G	MIN	FIELD GOALS			3-POINT FG			FREE THROWS			REBOUNDS				PF	STL	BLK	PTS	AVG
			FG	FGA	PCT	FG	FGA	PCT	FT	FTA	PCT	OFF	DEF	TOT	AST					
11-12/MIN	41	1404	139	389	.357	32	94	.340	126	157	.803	21	150	171	336	97	91	8	436	10.6
TOTALS	41	1404	139	389	.357	32	94	.340	126	157	.803	21	150	171	336	97	91	8	436	10.6



ALEXEY SHVED



GUARD

#01 HEIGHT 6-6
WEIGHT 188

WOLVES

BIRTHDATE:

December 16, 1988

BIRTHPLACE:

Belgorod, Russia

EXPERIENCE:

Rookie

ACQUIRED:

Signed as a free agent on
July 25, 2012

DRAFTED:

Was not drafted (2010)

INTERNATIONAL CAREER NOTES

Shved has competed on the international stage with the Russian National Team since 2006... Averaged 11.4 points, 3.1 rebounds and 5.9 assists at the 2012 Olympics in London as Russia won the bronze medal... Scored 25 points in the bronze medal game, including going 6-for-11 from three-point range... In a 75-74 preliminary round win over Brazil, scored five points with less than a minute to go and then assisted on the game-winning three-pointer... Scored a game-high 22 points and dished out six assists as Russia defeated Nigeria to earn a spot in the 2012 Summer Olympics... Helped Russia win a bronze medal at Eurobasket 2011, averaging 8.5 points, 2.5 rebounds and 3.1 assists in 11 games... He competed at the 2006 FIBA U-18 World Championship and the 2007 and 2008 FIBA Europe U-20 Championships... Averaged 18.9 points, 3.4 rebounds and 3.0 assists at the 2008 FIBA Europe U-20 Championship... Scored 39 points vs. Serbia, converting 8-of-14 three-pointers. Totaled 23 points, six rebounds and six assists vs. Israel, hitting 5-of-7 threes.

CAREER NOTES

Signed with the Timberwolves as a free agent on July 25, 2012... Declared for the 2010 NBA Draft but when undrafted.

PROFESSIONAL CAREER NOTES

Helped lead CSKA Moscow to four league championships between 2007-08 and 2011-12, as well as a EuroLeague title in 2007-08 and runner-up finishes in 2008-09 and 2011-12... **2010-11:** Averaged 11.6 points, 3.0 rebounds and 3.3 assists in 23 Russian League games with CSKA Moscow... Was named the 2012 BEKO PBL Playoffs MVP by Sports Express after leading his club to the Russian National Championship, averaging 14.3 points, 2.3 rebounds and 4.0 assists while shooting 60.0 percent from beyond the arc during the postseason... In 21 EuroLeague appearances, averaged 10.6 points, 2.6 rebounds and 3.0 assists while shooting 49.3 percent from the three-point line as CSKA Moscow reached the EuroLeague finals... **2009-10:** Split the season between CSKA Moscow and Dynamo Moscow... Averaged 10.3 points and 3.7 assists and 0.6 steals in 21 games for Dynamo Moscow in the Russian Superleague this season, with 13 coming in a Dynamo uniform... Had a season-high 21 points on 8-of-11 shooting for Dynamo vs. Krasnie Krilya... Appeared in four Eurocup games for Dynamo, averaging 11.0 points, 5.3 rebounds and 2.0 assists... Registered 16 points and eight rebounds in 25 minutes vs. Benetton... **2008-09:** Averaged 2.7 points, 0.6 rebounds and 0.6 assists in 7.0 minutes for CSKA Moscow in 20 Russian Superleague games, including six playoff matches... Registered season highs in points (10) and minutes (20) vs. Samara during the regular season... Had seven points in seven minutes vs. Ural Great... Collected eight points, four rebounds and two assists in 13 minutes vs. Yenisey in the postseason... Made three EuroLeague appearances, posting 2.3 points in 3.1 minutes... In three contests in the Russian U-23 league playing for CSKA Moscow's junior team, averaged 10.7 points, 2.7 rebounds, 1.3 assists and 2.7 steals in 21.2 minutes... **2007-08:** Competing for CSKA Moscow, averaged 3.0 points, 1.3 rebounds and 0.5 assists in 8.2 minutes over 23 Russian Superleague games, including four post-season contests... Had season highs in points (11), rebounds (9), blocks (1) and minutes (20) vs. Samara... Scored 10 points and had a season-best three assists in 20 minutes vs. Yenisey... Made eight EuroLeague appearances with CSKA, averaging 2.8 points in 4.0 minutes... Had eight points in 17 minutes at Virtus VidiVici... In four Russian Cup games, averaged 1.0 points and 0.8 rebounds... Competed in four games for CSKA-Trinta in the U-23 league, contributing 14.8 points, 5.8 rebounds, 4.0 assists and 1.5 steals... **2006-07:** Posted 10.3 points, 2.1 and 3.1 assists in 56 contests for CSKA-Trinta, helping his team to a 52-8 record... Averaged 19.2 points, 4.0 rebounds, 5.9 assists and 2.0 steals in 26.5 minutes per game over 30 contests in Youth U-23 play... Totaled 31 points vs. Lobnya... Tallied 27 points, eight rebounds and eight assists vs. Rosneft KBTK... Made his Russian Superleague A debut with two points in four minutes vs. Ural Great for CSKA Moscow... Also made one EuroLeague appearance with two minutes vs. Zalgiris... Moved to BC Khimki Moscow and averaged 1.2 points and 1.3 assists in 13 Russian Superleague games... **2005-06:** Posted 17.3 points, 4.3 rebounds and 6.2 assists for CSKA Moscow's junior team in 16 contests... Averaged 14.0 points, seven assists and six rebounds in the EuroLeague Junior Tournament, helping his squad capture first place... Played in four games for CSK VVS Samara in the Russian Superleague B, averaging 8.0 points, 2.2 rebounds and 2.2 assists.

PERSONAL NOTES

Born on Dec. 16, 1988 in Belgorod, Russia... Took part in Basketball Without Borders (BWB) Europe in Russia this September, along with Timberwolves' teammate Andrei Kirilenko... BWB brought 50 of the top young players in Europe to Moscow to participate in camps with Shved and other NBA players and coaches... Loves cats and has a Bengal cat named Chica... Enjoys playing computer and video games.



GREG STIEMSMA



CENTER

#34 HEIGHT 6-11
WEIGHT 243

WOLVES

BIRTHDATE:

September 26, 1985

BIRTHPLACE:

Randolph, Wisconsin

COLLEGE:

Wisconsin

HIGH SCHOOL:

Randolph HS (Dallas, Texas)

EXPERIENCE:

One year

ACQUIRED:

Signed as a free agent on August 2, 2012

DRAFTED:

Not drafted by an NBA franchise (2008)

2011-12 SEASON

Averaged 2.9 points, 3.2 rebounds and 1.55 blocks in 13.9 minutes per game... Ranked 14th in the NBA in blocks per game and was ranked second amongst all rookies in blocks per game... Appeared in his first NBA game against the New Orleans Hornets on Dec. 28 and recorded two points, four rebounds and six blocks in 20:16 of action... Recorded his first career start against the Wizards on Jan. 2 and responded with 13 points, seven rebounds, two assists and two blocks... Pulled down seven rebounds to go along with a season-high three assists, three steals and 27 minutes against Portland on Mar. 9... Grabbed a season-high eight boards against Golden State on Mar. 14... In his return home to Milwaukee, scored six points, grabbed four rebounds, handed out three assists, swiped four steals and had five blocks on Mar. 22... Tied season-highs with six blocks and four steals at Charlotte on Apr. 15... Appeared in four games for the Sioux Falls Skyforce of the NBA Development League averaging 9.0 points, 10.8 rebounds and 4.5 blocks per game before signing with the Celtics... Led the Celtics in steals 10 times and in blocks 24 times... Appeared in 19 postseason games for the Celtics, averaging 1.5 points and 2.2 rebounds in 7.5 minutes per game.

NBA CAREER NOTES

Signed as a free agent by the Timberwolves on August 2, 2012... Signed by the Timberwolves as a free agent on April 13, 2010... Waived by the Timberwolves on September 10, 2010... Signed with the Boston Celtics on December 19, 2011.

PROFESSIONAL CAREER NOTES

2010-11: Appeared in 29 games for Telekom Ankara of the Turkish League averaging 6.0 points, 4.0 rebounds and 1.8 blocks per game... Shot 59.3% from the floor and 69.7% from the free throw line... **2009-10:** Appeared in 47 games for the Sioux Falls SkyForce of the NBA Development League averaging 9.1 points, 7.3 rebounds and a league-leading 3.7 blocks per game... Was named 2010 NBA Development League Defensive Player of the Year and All-NBA Development League Honorable Mention... Averaged 15.0 points, 10.7 rebounds and 4.3 blocks in three playoff games... **2008-09:** Played for both Oyak Renault Bursa of the Turkish League and for the Seoul SK Knights of the Korean Basketball League... In 17 games for Oyak, averaged 7.9 points, 6.7 rebounds and 1.9 blocks per game... For Seoul, averaged 14.3 points, 9.1 rebounds, 1.2 assists, 1.3 steals and 2.8 blocks per game in 16 games.

INTERNATIONAL CAREER NOTES

2012: Withdrew from the 2012 USA Select Team after undergoing a non-surgical process to help combat plantar fasciitis... **2011:** Earned a bronze medal with Team USA at the Pan American Games... Lead the tournament in Field Goal Percentage (.889) and was second in the tournament in blocked shots with 11 as Team USA went on to win the Bronze medal.

COLLEGE NOTES

Played four seasons for Wisconsin and posted his best season during his senior year when he led the team in blocks and recorded 3.5 points and 3.1 rebounds per game.

PERSONAL NOTES

Born on September 26, 1985, in Randolph, Wisconsin... Enjoys playing golf.



GREG STIEMSMA



CAREER HIGHS

Minutes	29	04/14/12	Boston	at	New Jersey	
Field Goals	5	01/02/12	Boston	vs	Washington	
Field Goal attempts	9	03/09/12	Boston	vs	Portland	
Three-Point Field Goals	0	04/20/12	Boston	at	Atlanta	(55 times)
Three-Point attempts	0	04/20/12	Boston	at	Atlanta	(55 times)
Free Throws	4	03/14/12	Boston	at	Golden State	
Free Throw attempts	5	04/13/12	Boston	at	Toronto	
Offensive Rebounds	5	03/14/12	Boston	at	Golden State	
Defensive Rebounds	9	04/14/12	Boston	at	New Jersey	
Rebounds	9	04/14/12	Boston	at	New Jersey	(Twice)
Assists	3	04/08/12	Boston	vs	Philadelphia	(3 times)
Steals	4	04/05/12	Boston	at	Charlotte	(Twice)
Turnovers	7	03/20/11	Minnesota	vs	Sacramento	
Blocked Shots	6	04/05/12	Boston	at	Charlotte	(Twice)
Points	13	01/02/12	Minnesota	vs	Washington	

NBA REGULAR SEASON STATS

Year/Team	G	MIN	FIELD GOALS			3-POINT FG			FREE THROWS			REBOUNDS				PF	STL	BLK	PTS	AVG
			FG	FGA	PCT	FG	FGA	PCT	FT	FTA	PCT	OFF	DEF	TOT	AST					
11-12/BOS	55	766	66	121	.545	0	0	---	29	41	.707	48	129	177	28	144	37	85	161	2.9
Totals	55	766	66	121	.545	0	0	---	29	41	.707	48	129	177	28	144	37	85	161	2.9

NBA PLAYOFF STATS

Year/Team	G	MIN	FIELD GOALS			3-POINT FG			FREE THROWS			REBOUNDS				PF	STL	BLK	PTS	AVG
			FG	FGA	PCT	FG	FGA	PCT	FT	FTA	PCT	OFF	DEF	TOT	AST					
2012/BOS	19	143	12	18	.667	0	0	---	4	6	.667	9	32	41	5	26	4	11	28	1.5
Totals	19	143	12	18	.667	0	0	---	4	6	.667	9	32	41	5	26	4	11	28	1.5



DERRICK WILLIAMS



FORWARD

#07 **HEIGHT**
6-8
WEIGHT
243

WOLVES

BIRTHDATE:

May 25, 1991

BIRTHPLACE:

Bellflower, California

COLLEGE:

Arizona

HIGH SCHOOL:

La Mirada HS
(La Mirada, California)

EXPERIENCE:

One year

ACQUIRED:

2011 NBA Draft

DRAFTED:

2011, 1st Round (2nd overall)
by the Minnesota Timberwolves

2011-12 SEASON

Finished his rookie season in the NBA as the only Timberwolves player to appear in all 66 games... Ranked 7th among first-year players in scoring (8.8 ppg) and 5th in rebounding (4.7 rpg) while logging 21.5 mpg; he was named to the All-Rookie Second Team... Shot 41.2% from the floor, 26.8% (37-for-138) from three-point range and 69.7% from the line... Drew 15 starts, averaging 11.3 ppg (38.6%) and 5.7 rpg while playing 30.0 mpg in those contests... Shot 32.8% (59-for-180) over his final 20 outings, on the heels of a 14-game run that saw him hit 50.8%... Also dipped to 9-for-52 (17.3%) from beyond the arc in those 20, after hitting 42.5% in his previous 14... Collected a pair of double-doubles, most recently totaling 13 points and 10 rebounds Apr. 16 at Indiana... Tied his season high with 27 points Apr. 11 at Denver, his fourth 20+ effort of the season... Posted season highs with 11 rebounds and three blocks Mar. 19 at Golden State... Collected 22 points and 10 rebounds while logging a season-high 42:35 vs. the L.A. Lakers on Mar. 9... Led the Wolves with 27 points Feb. 28 at the L.A. Clippers, sinking his final eight shots... Chipped in two points and three rebounds in the BBVA Rising Stars Challenge on Feb. 25, as part of All-Star Weekend in Orlando; he also participated in the Sprite Slam Dunk Contest.

CAREER NOTES

Selected by Minnesota with the 2nd overall pick in the 2011 NBA Draft... Signed a multi-year contract with the Timberwolves on Dec. 12, 2012.

COLLEGE NOTES

Scored more points in his first two college seasons (1,227, 17.8 ppg) than any player in Arizona history, and his career average of 7.9 free throws per game is also the highest in school history... Named Pac-10 Freshman of the Year in 2010... Named Pac-10 Player of the Year as a sophomore, and earned First Team All-Pac-10 honors following each of his two seasons as a Wildcat... Became the fifth player in conference history to earn Pac-10 Freshman and Player of the Year honors in consecutive seasons or less (Jason Kidd, Shareef Abdur-Rahim, Mike Bibby, Kevin Love)... **2010-11:** Ranked second in the Pac-10 in scoring (19.5 ppg), ninth in the nation (and second in the conference) in field goal percentage (.595), and fourth in the league in rebounding (8.3 rpg)... Earned Pac-10 and USBWA District Player of the Year honors, and named a Second Team All-American by the Associated Press, USBWA, NABC and The Sporting News... Also earned First Team All-American honors from Sports Illustrated, the John Wooden Award and College Insider... Selected to the NCAA West Regional All-Tournament team and the Pac-10 All-Tournament team... Ranked as the nation's most efficient player after averaging 1.95 points per field goal attempt... His 741 points scored qualified as the third-highest single-season total in school history, while his 247 free throws and 331 attempts set new single-season school records... Shot 56.8 percent from beyond the arc to rank second all-time at Arizona... Had three 30-point games and 13 double-doubles on the season... Poured in a career-high 32 points on 11-of-17 shooting (5-of-6 from three) to go with 13 rebounds, two assists and two steals in a win over Duke during the Wildcats' Elite-Eight NCAA Tournament run... Attempted a school-record 22 free throws en route to a 31-point, 12-rebound performance vs. California in Pac-10 play... Contributed 31 points (8-of-12 from the field and 15-of-16 from the line) and 10 rebounds vs. Arizona State... Totaled 27 points on 9-of-15 shooting vs. Kansas and 27 points and a then-career-high 14 rebounds vs. New Mexico State... Notched 26 points and 11 rebounds vs. Washington, making a game-saving block with two-tenths of a second left to preserve the



DERRICK WILLIAMS

win... Also had a game-saving block in the NCAA Tournament vs. Memphis with 2.0 seconds remaining... **2009-10:** Ranked seventh in the Pac-10 in scoring (15.7), sixth in rebounding (7.1), fourth in field goal percentage (.574, 12th nationally), third in defensive rebounds (4.9) and eighth in offensive rebounds (2.2)... Named First Team All-Pac-10, becoming just the 16th freshman to earn that honor in three decades, and the Pac-10 Freshman of the Year... Also honored as First Team Freshman All-American by the Sporting News and Collegeinsider.com... Recorded 20 or more points nine times, including four consecutive contests in January... Tallied four double-doubles on the season... Notched a season-high 28 points on 10-of-15 shooting vs. UNLV... Attempted 21 free throw attempts, a school record at the time, vs. Wisconsin, finishing with 25 points, eight boards and a block... Registered 24 points and six rebounds vs. North Carolina State, setting season highs of 10 field goals and two blocks... Notched his first career double-double with game-highs of 20 points and 13 rebounds at Oregon.

PERSONAL

Full name is Derrick Le Ron Williams... Son of Rhoma Moore... Mother attended Mississippi Valley State University... Lists hobbies as basketball, movies and video games... Also enjoys the beach, music and watching "classic" television like the "Fresh Prince of Bel Air."



CAREER HIGHS

Minutes	43	03/09/12	Minnesota	vs.	LA Lakers	
Field Goals	10	04/11/12	Minnesota	at	Denver	
Field Goal attempts	20	04/11/12	Minnesota	at	Denver	
Three-Point Field Goals	4	02/28/12	Minnesota	at	LA Clippers	(Twice)
Three-Point attempts	9	04/11/12	Minnesota	at	Denver	
Free Throws	7	04/16/12	Minnesota	at	Indiana	
Free Throw attempts	8	04/16/12	Minnesota	at	Indiana	(3 Times)
Offensive Rebounds	4	01/21/12	Minnesota	at	Utah	
Defensive Rebounds	11	03/19/12	Minnesota	at	Golden State	
Rebounds	11	03/19/12	Minnesota	at	Golden State	(Twice)
Assists	3	03/25/12	Minnesota	vs.	Denver	(Twice)
Steals	3	03/01/12	Minnesota	at	Phoenix	(Twice)
Turnovers	5	04/11/12	Minnesota	at	Denver	
Blocked Shots	3	03/19/12	Minnesota	at	Golden State	(Twice)
Points	27	04/11/12	Minnesota	at	Denver	(Twice)

NBA REGULAR SEASON STATS

Year/Team	G	MIN	FIELD GOALS			3-POINT FG			FREE THROWS			REBOUNDS				PF	STL	BLK	PTS	AVG
			FG	FGA	PCT	FG	FGA	PCT	FT	FTA	PCT	OFF	DEF	TOT	AST					
11-12/MIN	66	1418	205	498	.412	37	138	.268	136	195	.697	77	234	311	38	95	30	31	583	8.8
TOTALS	66	1418	205	498	.412	37	138	.268	136	195	.697	77	234	311	38	95	30	31	583	8.8

2012-13
TIMBERWOLVES
MEDIA GUIDE

FRONT OFFICE



WOLVES UNITED





• TIMBERWOLVES DIRECTORY •

OwnerGlen Taylor
Chief Executive Officer.....Rob Moor
PresidentChris Wright

BASKETBALL OPERATIONS

President of Basketball Operations.....David Kahn
Head CoachRick Adelman
Assistant CoachesTerry Porter, Jack Sikma, T.R. Dunn, Bill Bayno
Player Development CoachesDavid Adelman, Shawn Respert
Director of Player Personnel/Game Preparation.....R.J. Adelman
Advance Scout/Assistant CoachPat Zipfel
Director of Basketball Administration.....Rob Babcock
Director of Team OperationsAmy Peterson
Head Athletic Trainer.....Gregg Farnam
Physical Therapist/Assistant Athletic Trainer.....Andrew Tai
Strength & Conditioning Coach.....Keke Lyles
Assistant Athletic Trainer/Assistant Strength & Conditioning CoachDave Crewe
Video Coordinator.....Adam Johansen
Equipment ManagerClayton Wilson
Personnel Scouts.....Milton Barnes, Curtis Crawford,
.....Steve Gordon, Derek Pierce, J.T. Prada
Directors of International Scouting.....Zarko Durisic, Pete Philo
Assistant Video CoordinatorSam Newman-Beck
Basketball Operations Assistants.....Matt Bollero, Derek Eddie, Emmanuel Rohan
Directory of SecurityBob Goedderz
Vice President, Team Medical ServicesDr. Sheldon Burns
Orthopaedic SurgeonDr. David Fischer
CustodianRobert Burnett

BUSINESS OPERATIONS

Executive Vice President and Chief Financial OfficerRoger Griffith
Vice President and General CounselGreg Jackson
Manager of Office Services/Executive Assistant to the CEOSusan Eitel
Executive Assistant to President/Sales & Marketing Coordinator.....Mary Bohmbach

COMMUNICATIONS & MARKETING

Sr. VP of Marketing & Communications, Chief Marketing OfficerTed Johnson

ANALYTICS & RESEARCH

Director of Analytics & Research.....Brett Kahnke
Database Marketing ManagerMark Smith
Business Research AnalystKyle Burkhardt

BROADCAST

Director of Broadcasting and Information Technology.....Dan Larkin
Television Play-By-Play AnnouncerDave Benz
Radio Play-By-Play AnnouncerAlan Horton
Executive Producer & Radio HostJohn Focke
Production ManagerErik Nelson
Editor/Graphic Designer.....Joe Kronenberg
Motion Graphics Artist/Editor.....Tim McDonough
Editor/Broadcast CoordinatorCrystal Klein
Videographer/EditorAndrew Schingen

COMMUNITY RELATIONS

Manager of Community Relations.....Matt Makovec
Community Relations CoordinatorKristen Mehrwerth

INFORMATION TECHNOLOGY

Manager of Information TechnologyAminkeng Tazisong
Network AdministratorDavid Dziasek

INTERACTIVE SERVICES

Director of Interactive Services.....Bob Stanke
Web Editor/Writer.....Mark Remme
Social Media CoordinatorAlexandra Kozel
Interactive Designer/DeveloperSam Flood

MARKETING

Director of MarketingJohn O'Connell
Event Marketing Manager.....Jon Hanson
Event CoordinatorJosh Effinger



•TIMBERWOLVES DIRECTORY•

CREATIVE SERVICES

Creative Services Manager.....	Henry Moore
Graphics Logistics & Operations Manager.....	John Schissel
Graphic Designer.....	Emilie Rainsberry
Creative Services Associate.....	Derrick Aviles
Project Brand Manager.....	Rebecca Longawa
Top Regional Photographer.....	David Sherman

PUBLIC RELATIONS

Director of Public Relations & Community Relations.....	Mike Cristaldi
Public Relations Senior Coordinator.....	Aaron Seehusen
Communications Manager.....	Dan Bell
Statistician.....	Paul Swanson

CORPORATE SALES & SERVICE

Director of Corporate Sales.....	Chris Potenza
Corporate Sales Executives.....	Lainie Gentile, Sarah Leeth, Nick Maurer, Mike Welch
.....	Scott Wilson, Sam Van De Laarschot
Sr. Manager of Corporate Services.....	Greg Vanderwilt
Corporate Account Executives.....	Suzie Hewitt, Kristin Hough, Jennifer O'Neill
Corporate Analytics & Service Coordinator.....	Lauren Hazuka

FINANCE

VP of Finance.....	Peter Stene
--------------------	-------------

ACCOUNTING

Accounting Manager.....	Marci Schwen
Sr. Accountant & Payroll Manager.....	J.T. Hoffman
Accounting & Ticketing Specialist.....	Erich Heber
Accounts Payable Clerk/Mail Room Specialist.....	Vicky Reynolds

BOX OFFICE

Manager of Ticketing.....	Eric Caulfield
Sr. Ticketing Specialist.....	Tony Nguyen
Ticketing Specialist.....	Kileigh Carpenter

HUMAN RESOURCES

Director of Human Resources.....	Sianneh Mulbah
Human Resources Specialist.....	Kirsten Hengstler
Human Resources Assistant/Receptionist.....	Brittany Roach

TICKET SALES & PREMIUM SEATING

Sr. Vice President, Tickets and Premium Seating.....	Ryan Tanke
Tickets & Premium Seating Supervisor.....	Laura Meyer
Business Development Supervisor.....	Samantha Baugh
Client Development Manager.....	Chris Palaia

SEASON TICKETS

Manager of Season Ticket.....	Jim Buffo
Sr. Account Executive, Season Tickets.....	Scott McKone, Charlie Romans, Larry Traverse
Account Executives, Season Tickets.....	George Truehart III, Stanley Jackson, Conor Noonan
Account Representatives, Season Tickets.....	Colin Anderson, Adam Dohn, Annie Eversman

GROUP EVENTS

Manager of Group Events.....	Jane Thede
Sr. Account Executives, Group Events.....	Matt Bare, Erica Noah
Account Executive, Group Events.....	Joanna Opitz
Account Representatives, Group Events.....	Mickey Kirk, Kate LaFerriere
Group Event Associate.....	Jared Hensch
Group Events Coordinator.....	Eric Clos

PREMIUM SEATING

Director of Premium Seating.....	Britt Carlson
Sr. Account Executive, Premium Seating.....	Steve Beno
Account Executives, Premium Seating.....	Derric Manrique, Travis Smith
Service Representative, Premium Seating.....	Elizabeth Schulz

FAN EXPERIENCE & COMMUNITY BASKETBALL

Vice President, Fan Experience & Community Basketball.....	Jeff Munneke
Fan Experience Supervisor.....	Laura Janquart
Fan Experience Specialists (Wolves).....	Callie Barnowsky, Michelle Burns
.....	Pierre Harris, Laura Schearer
Fan Experience Specialist (Lynx).....	Zach McGowan
Basketball Academy Manager.....	Steve Brown



INSIDE SALES

Inside Sales SupervisorMike Fuhrman
 Inside Sales Associates.....Nick Baumann, Jeff Charn, Matt Corners,
Stephen Miley, Ashley Morgenstern, Kayla Vopat

GAME PRESENTATION

Game Presentation ManagerChadwick Folkestad
 Game Presentation Coordinator.....Aaron Dodge
 Dance & Performance Manager.....Athenia Elie
 Production Coordinator.....Nicole Averso

LYNX DEDICATED STAFF

Chief Operating OfficerConrad Smith
 Ticket Sales ManagerJoe Schwei
 Business Development ManagerCarley Knox
 Public Relations Manager.....Alex King
 Fan Relations Manager.....Erin Henning
 Community Relations Manager.....Amanda Collins
 Sr. Account ExecutivesAlex Damlo, Katie Reed
 Ticket Sales RepresentativesTrevor Lyga, Cedric Ware, Amanda Wilcox



• OWNER •



GLEN TAYLOR

On March 23, 1995, Glen Taylor closed the deal that made him majority owner of the Minnesota Timberwolves. He added the title of NBA owner to a list that already included international businessman, state senator, entrepreneur, philanthropist and executive of the year.

Glen Taylor is chairman and CEO of the multinational Taylor Corporation, based in Mankato, Minn. He earned a Bachelor of Science degree from Minnesota State University, Mankato. During this period, he worked part time at Carlson Wedding Service, a print shop specializing in formal invitations. After graduation he continued to work at the company, developing strategies to cut delivery time, improve service and expand offerings. Taylor purchased the company in 1975, assembled a passionate leadership team and dramatically expanded the firm's capabilities, growing it into one of the largest privately held companies in the United States. Today Taylor Corporation, based in North Mankato, includes more than 70 subsidiaries providing business and personal communications products, technologies and marketing services. Other enterprises owned by Glen are in securities, agricultural, and medical fields.

He continued his education at the Harvard Graduate School of Business. In 1997, Mankato State University awarded Taylor their first honorary doctorate. Taylor received the degree of Honorary Doctor of Laws for his distinguished professional career and volunteer service. In October 2001, Taylor was inducted into the Minnesota State University, Mankato Hall of Distinction.

Taylor's business savvy has been recognized by Corporate Report magazine, which honored him as its Executive of the Year (1987), and the Sales and Marketing Executives of Minneapolis/St. Paul, who awarded him with their Sales Executive of the Year Award (1999). He was also inducted into the Minnesota Hall of Fame (2002) by Twin Cities Monthly Magazine.

Taylor was elected to the Minnesota Senate in 1980, where he served until 1990. He became assistant Senate minority leader in 1982. From 1984 to 1986, he served as Senate minority leader. While in the Senate, Taylor was instrumental in providing leadership in the areas of higher education, child care and economic development policies.

He has served on the NBA Planning Committee and has been Chairman of the Audit Committee. In October of 2008, Taylor was named chairman of the NBA's Board of Governors.

Through personal involvement, Taylor has remained active in many community, civic and charitable causes. He has also served on his church's board of deacons and board of trustees and on the Mankato State University Foundation board of directors.

Taylor and his family have provided financial assistance and participated in missions to Africa, Turkey, Egypt and Central America to support the Starkey Hearing Foundation and Common Hope.

Nationally, Taylor has provided expert testimony on business and childcare issues to the U.S. Senate and House of Representatives and served as a committee chair on the 1991 Commission on Reform and Efficiency (CORE).

Taylor and his wife, Becky, live in Mankato. Their children and grandchildren enjoy attending many of the Timberwolves games.

LIMITED PARTNERS

WILLIAM F. BIEBER Chairman, ATEK Companies, Plymouth, Minn. Bieber resides in Edina, Minnesota.

JOHN E. MOORE President of Moore G.P. LLC. Moore resides in Minneapolis, Minnesota.

RALPH W. BURNET Chairman of Coldwell Banker Burnet, Edina, Minnesota, and Owner and Chairman of RWB Hospitality LLC. Burnet resides in his hometown of Wayzata, Minn.

THOMAS E. MOORE Senior Vice President Investments at UBS Financial Services Inc. Moore resides in Edina, Minnesota.

DENNIS FRANDSEN Owner/CEO of Frandsen Corporation, North Branch, Minnesota. A native of Luck, Wisconsin, Frandsen resides in Rush City, Minnesota.

TERI E. POPP President Minnesota Military Family Tribute and retired attorney residing in Orono, Minnesota.

R. WYNN KEARNEY, JR. Kearney is a retired orthopedic surgeon who resides in Mankato, his hometown.

WILLIAM J. (BILL) POPP Owner/President of POPP Communications., Golden Valley, Minn. A native of Minneapolis, Popp resides in Orono, Minnesota.

FRED LUTZ Lutz, a retired soft drink bottler, resides in North Mankato, Minnesota.

JOYCE SEXTON President Sexton Family Foundation. Sexton resides in Las Vegas, Nevada.

MICHAEL J. McGLYNN CEO of Decopac, Inc. (a McGlynn family company). McGlynn resides in Wayzata, Minnesota.

WILLIAM SEXTON Retired President/Owner Old Northwest Company. Sexton resides in Las Vegas, Nevada.



• CHIEF EXECUTIVE OFFICER •



ROB MOOR

Rob Moor became chief executive officer of the Minnesota Timberwolves in 2004 following 10 years as the team's president. While reorganizing the Timberwolves and building a first-class staff, Moor was also involved in securing a WNBA franchise for Minnesota in 1998 and, in 2004, leading the effort to form Midwest Entertainment Group and manage Target Center until the spring of 2007.

Moor's strategic goals for the Timberwolves and Lynx revolve around customer service and a fan-centered attitude. 'If we provide great customer service and great entertainment, we will always be successful,' Moor says.

In a career that began at MGM Studios in Culver City, Calif., Moor was involved in the merger with United Artists and the subsequent sale of the studio to Ted Turner. Moor worked for Turner Entertainment for two years before moving to 20th Century Fox in film distribution. While at Fox, Moor had the opportunity to join the Los Angeles Kings where he transitioned his entertainment career to sports. Moor was the executive vice president of the Los Angeles Kings when he moved to Minnesota to lead the Timberwolves.

In addition to being on the executive committee of Meet Minneapolis, Convention and Visitors Association, Moor is also involved with several non-profit organizations. Born in Geneva, Switzerland, Moor lived in Europe until he moved to the United States in 1966. Moor currently resides in Plymouth, Minn.

• PRESIDENT •



CHRIS WRIGHT

This season marks Wright's 22nd year with the Timberwolves organization and ninth as the team's president. Wright is responsible for the day-to-day operations of the team.

He leads a senior management group that is responsible for leading the strategic direction of the business operations of the franchise. By developing a culture driven by the values of maximum effort, teamwork, passion for what we do, innovative thinking, fun and integrity, Wright and his senior management team are integrating the business and basketball operations to meet the strategic and financial goals of the team.

As president, Wright also articulates the mission for the organization, which is to creatively provide the ultimate sports and entertainment experience at exceptional value, with unparalleled customer service, while connecting with and engaging in our community. Whether coming to the arena, watching a game on television, purchasing a ticket online, or meeting players and staff in the community, Timberwolves fans know that they are the sole focus of the organization's efforts.

Wright believes that by developing a culture that understands the identity and brand essence of the Timberwolves that the team's organizational objectives will be achieved. He believes in hiring a staff that is genuinely optimistic and passionate about the franchise — a staff that is professional, yet strives for fun with Timberwolves fans and clients.

A native of England, Wright came to the United States in 1978. Prior to joining the Timberwolves, he spent three years working for the state of Minnesota, first as a consultant working on bids for major national and international events, including the programming of the \$17.4 million National Sports Center in Blaine, Minn. Prior to that, Wright also served as general manager for two Major Indoor Soccer League Teams, the Pittsburgh Spirit (1981-86) and the Minnesota Strikers (1986-87).

Wright, who graduated from Carnegie College of Physical Education in Headingly, Leeds, Yorkshire, England, is very involved in and consults with many local charities and youth sports programs. He was elected to and serves on the executive board of directors of the Minneapolis Downtown Council. Wright resides in Eden Prairie with his wife Walla and daughter Christy. He also has two sons Ned and Jeff, and daughters-in-law Laura and Amy.



• PRESIDENT OF BASKETBALL OPERATIONS •



DAVID KAHN

David Kahn is in his fourth season as the Timberwolves' President of Basketball Operations after being named to the position on May 22, 2009. During his three years with the organization, Kahn has overseen the transformation of the roster into a young, athletic and up-tempo team, while also working to change the organizational culture through expanding the basketball operations and player development staff and upgrading the team's facilities. This past summer, Kahn added NBA veterans Brandon Roy, Andre Kirilenko and Chase Budinger to the Wolves' roster, while signing promising Russian guard Alexy Shved.

Last year, Kahn hired one of the most successful head coaches in NBA history in Rick Adelman to lead the Wolves. Two years after drafting Spanish phenom Ricky Rubio with the 5th overall pick in the 2009 NBA Draft, Kahn signed the young point guard to run the point for the Wolves. Kahn also signed two-time All-Star Kevin Love to a four-year contract extension, ensuring the budding superstar will be in Minnesota for the foreseeable future. All these moves were made while retaining the flexibility to continue acquiring future assets.

Kahn brings a wealth of diverse skills to the Timberwolves stemming from previous positions in both the on-court and business sides of professional basketball, including nine years on the basketball operations staff of the Indiana Pacers. In addition to holding the titles of Assistant to the President for one season and Assistant General Manager for two years, Kahn also served four seasons as the team's General Manager, where he worked with and learned from one of the most storied minds in the league in Donnie Walsh.

In his role as GM, Kahn assisted Walsh with player acquisitions, trades, the NBA Draft, contract negotiations and salary cap management. Additionally, Kahn represented the Pacers on the NBA's Competition Committee, and also

oversaw the design, development and marketing of Conseco Fieldhouse, widely considered one of the premier venues in the league. The Fieldhouse elevated the Pacers into the top third of the league in local revenue, despite being the NBA's fifth-smallest market. From the time Kahn joined the Pacers organization in 1995 until his departure in 2004, the team compiled a 430-276 (.609) record, made eight playoff appearances and advanced to the Eastern Conference Finals four times, including an NBA Finals appearance in 2000.

In 2002, Kahn transitioned his work with the Pacers into an advisory role and began spearheading an effort to bring Major League Baseball to his hometown of Portland, Ore. Kahn helped create the Oregon Stadium Campaign, a private entity that led Portland's drive for an MLB franchise during the league's relocation of the Montreal Expos. He led the lobbying efforts that resulted in a \$150 million construction bill for a new baseball stadium in Portland while serving as Mayor Vera Katz's Special Advisor on baseball until her retirement in 2004.

Prior to joining the Timberwolves, Kahn spent the previous four years helping establish the NBA Development League through Southwest Basketball, LLC. Kahn's company owned and operated five D-League teams. Kahn's involvement proved instrumental in the growth of the D-League from eight to 16 teams and the development of the D-League as an NBA farm system with affiliations to NBA teams.

After graduating from UCLA in 1983, Kahn began his career in sports as a writer and columnist covering the NBA for the Portland Oregonian from 1984-89 before joining the staff of NBC's "NBA Showtime" studio show from 1990-95. While serving as a basketball consultant for the show and working closely with the on-air talent including Bob Costas, Julius Erving and Pat Riley, Kahn earned his law degree at New York University in 1993 and later began working for Proskauer Rose LLP, the firm that provides outside counsel to the NBA and a variety of other sports entities.





• HEAD COACH •



RICK ADELMAN

Rick Adelman completed his first season as the head coach of the Timberwolves. Adelman was named the 10th head coach in Minnesota Timberwolves history on Sept. 28, 2011. Adelman ranks eighth all-time in NBA coaching wins with a 971-656 (.597 winning percentage) career record in 21 seasons as a head coach.

Under Adelman's leadership, the 2011-12 Wolves made dramatic improvements that led to a 26-40 record, a nine-win increase from the previous season. At 26-40, the Wolves increased their winning percentage from .262 in 2010-11 to .400 in 2011-12, a +.138 improvement, good for the second-best one-season winning percentage increase in team history (95-96 - 96-97: .170).

Adelman, 65, has previously served as head coach of four NBA teams: Portland (1988-94), Golden State (1995-97), Sacramento (1998-2006) and Houston (2007-11). Some of his coaching highlights include: two NBA Finals appearances (1990 and 1992 with Portland), four Western Conference Finals (1989-90, 1990-91 and 1991-92 with Portland and 2001-02 with Sacramento) and four division titles (1990-91 and 1991-92 with Portland; 2001-02 and 2002-03 with Sacramento).

Adelman's teams have reached the NBA playoffs in 16 of his 21 seasons as a head coach, and he holds an all-time playoff record of 79-78 (.503 winning percentage). He is one of only five head coaches in NBA history to win 60+ games in a season with two different teams (Portland and Sacramento). Adelman has been runner-up for the NBA Coach of the Year award four times. Most recently, Adelman was the head coach of the Houston Rockets the past four seasons, leading Houston to a 193-135 record. His .588 winning percentage was the highest in franchise history.

Adelman's trademark offenses have finished among the top five in the NBA in scoring on 13 occasions over his head coaching career. He has had five additional teams rank in the top 10 in points per game. His teams have

also shown a great balance on the defensive end of the floor. Adelman has had seven squads finish in the top five in scoring defense.

Adelman began his coaching career at Chemeketa Community College in Salem, Oregon, where his teams amassed a 141-39 record over six seasons (1977-83). Chemeketa won or shared in three Oregon community college championships and one regional title.

As a player, Adelman spent seven seasons in the NBA with the San Diego Rockets, Portland Trail Blazers, Chicago Bulls, New Orleans Jazz and Kansas City-Omaha Kings. Selected by the Rockets in the seventh round (79th overall) of the 1968 NBA Draft, the 6-2 guard averaged 6.7 points, 3.1 assists and 2.7 rebounds in two seasons as a reserve in San Diego. Adelman was taken by Portland in the 1970 NBA Expansion Draft and was made the first team captain in Trail Blazers history. Traded by the Trail Blazers to the Bulls prior to the 1973-74 campaign, Adelman was again dealt to the Jazz early in the 1974-75 season. Looking for veteran leadership in their run to the 1975 NBA Playoffs, the Kings made a late-season acquisition to obtain Adelman. He retired in 1975 with career averages of 7.7 points, 3.5 assists and 2.4 rebounds in 462 regular season games.

Adelman began his playing career at St. Pius X High School in Downey, California, before attending Loyola Marymount University in Los Angeles, where he was named MVP of the West Coast Athletic Conference as a senior in 1967-68.

A native of Lynwood, California, Adelman and his wife, Mary Kay, who have been married for more than 40 years, enjoy playing golf and tennis, as well as spending time with their six children: Kathy and her husband, John, R.J., Laura and her husband, Chris, David and his wife Jenny, Caitlin and her husband Jeff, and Patrick; and seven grandchildren: Mary Kay, Anna, Mackenzie, Emilie, Madison, Zachary and Tyler.

NBA ALL-TIME COACHING WINS LIST

Rank	Coach	Seasons	Wins	Losses	Win %
1	Don Nelson	31	1335	1063	.557
2	Lenny Wilkens	32	1332	1155	.536
3	Jerry Sloan	26	1221	803	.603
4	Pat Riley	24	1210	694	.636
5	Phil Jackson	20	1155	485	.704
6	Larry Brown	26	1098	904	.548
7	George Karl	23	1036	703	.596
8	Rick Adelman	21	971	656	.597
9	Bill Fitch	25	944	1106	.460
10	Red Auerbach	20	938	479	.662

BOLD - Denotes Active Coach



• HEAD COACH •

ADELMAN'S NBA COACHING RECORD

Season	Team	Regular Season			Postseason			Playoff Result
		W	L	Pct.	W	L	Pct.	
1988-89	Portland	14	21	.400	0	3	.000	Reached Western Conference First Round
1989-90	Portland	59	23	.720	12	9	.571	Reached NBA Finals
1990-91	Portland	63	19	.768	9	7	.563	Reached Western Conference Finals
1991-92	Portland	57	25	.695	13	8	.619	Reached NBA Finals
1992-93	Portland	51	31	.622	1	3	.250	Reached Western Conference First Round
1993-94	Portland	47	35	.573	1	3	.250	Reached Western Conference First Round
1995-96	Golden State	36	46	.439	—	—	—	—
1996-97	Golden State	30	52	.366	—	—	—	—
1998-99	Sacramento	27	23	.540	2	3	.400	Reached Western Conference First Round
1999-00	Sacramento	44	38	.537	2	3	.400	Reached Western Conference First Round
2000-01	Sacramento	55	27	.671	3	5	.375	Reached Western Conference Semifinals
2001-02	Sacramento	61	21	.744	10	6	.625	Reached Western Conference Finals
2002-03	Sacramento	59	23	.720	7	5	.583	Reached Western Conference Semifinals
2003-04	Sacramento	55	27	.671	7	5	.583	Reached Western Conference Semifinals
2004-05	Sacramento	50	32	.610	1	4	.200	Reached Western Conference First Round
2005-06	Sacramento	44	38	.537	2	4	.333	Reached Western Conference First Round
2007-08	Houston	55	27	.671	2	4	.333	Reached Western Conference First Round
2008-09	Houston	53	29	.646	7	6	.538	Reached Western Conference Semifinals
2009-10	Houston	42	40	.512	—	—	—	—
2010-11	Houston	43	39	.524	—	—	—	—
2011-12	Minnesota	26	40	.394	—	—	—	—
Totals	21 Seasons	971	656	.597	79	78	.503	Two NBA Finals Appearances



• ASSISTANT COACHES •



TERRY PORTER

Terry Porter heads into his second season on Rick Adelman's staff with the Timberwolves. The pair reunited last season in Minnesota after leading the Portland Trail Blazers to six consecutive playoff appearances and two trips to the NBA Finals in the early 1990s. Porter's coaching career began as an assistant to Adelman with the Sacramento Kings in 2002, and includes head coaching stints with the Milwaukee Bucks (2003-04 and 2004-05) and Phoenix Suns (2008-09). Porter was also an assistant coach with the Detroit Pistons during the 2006-07 and 2007-08 seasons. Most recently, Porter served as an alumni ambassador for the Blazers during the 2009-10 season before joining their broadcast team last season.

A Trail Blazer legend, Porter was selected with the 24th overall pick in the 1985 draft and spent his first 10 seasons in Portland, including six with Adelman at the helm. Porter remains the franchise's all-time leader in assists and three-pointers made, and ranks second in team history in points, free throws made, steals and minutes played. Porter was an instrumental part of Portland's 1990 and 1992 Western Conference Champion squads and a two-time NBA All-Star.

Porter played with the Timberwolves from 1995 through 1998. The 6-3 guard also played one season in Miami and three with San Antonio, finishing his career with averages of 12.2 points, 3.0 rebounds and 5.6 assists in 1,274 career games. Porter's teams advanced to the playoffs in 16 of his 17 NBA seasons.

As a head coach, Porter's 2003-04 Bucks were the highest scoring team in the Eastern Conference while committing the East's fewest turnovers. Milwaukee earned a playoff berth that season before being defeated by the eventual NBA Champion Detroit Pistons. The loss of point guard T.J. Ford for the entire 2004-05 season limited the club to a 30-52 in Porter's second season. In two seasons with the Bucks, Porter's clubs went a combined 71-93 and were 50-32 at home. As the head coach in Phoenix, Porter compiled a 28-23 record before the Suns made a midseason coaching change.

Porter received his degree in communications from the University of Wisconsin-Stevens Point. In 1999, he was given the university's Distinguished Alumnus Award. Porter and his wife Suzie have three children: Brianna, Franklin and Malcolm.



JACK SIKMA

Jack Sikma begins his second season with the Timberwolves after spending the previous four seasons on the Houston Rockets' coaching staff. Sikma's coaching career began when he was named as a special assignments coach for the Seattle SuperSonics prior to the 2003-04 season. The former Sonics center was promoted to assistant coach following that campaign.

In 14 seasons as a player in the NBA, Sikma averaged 15.6 points and 9.8 rebounds in 1,107 games with Seattle and the Milwaukee Bucks. A seven-time NBA All-Star, Sikma was also named to the 1977-78 NBA All-Rookie Team and earned 1981-82 NBA All-Defense Second Team accolades.

A 6-foot-11 product of Illinois Wesleyan University, Sikma was selected by the Sonics with the eighth overall pick of the 1977 NBA Draft. Sikma became just the third Sonics player to grab 1,000 rebounds in a season when he pulled down 1,013 boards in 1978-79. He used his tenacity on the glass to help carry Seattle into the playoffs, saving his best for the 1979 NBA Finals against the Washington Bullets when he grabbed 17 rebounds in each of Games Three, Four and Five to help the Sonics capture the league title.

When Sikma was traded to Milwaukee in 1986, he left the Sonics having registered more rebounds (7,729), blocked shots (705) and free throws made (3,044) than any prior player in team history. He still holds the team's career marks for rebounds and free throws made, while ranking second in blocked shots, third in points (12,034) and fourth in games played (715).

Sikma retired from playing after the 1990-91 season and returned to the Seattle area. His jersey #43 was retired by the franchise during a halftime ceremony of a Sonics vs. Detroit Pistons game on Nov. 21, 1992.

Born on Nov. 14, 1955, in Kankakee, Ill., Sikma and his wife, Shawn, have three sons, Jacob, Lucas and Nathan.



T.R. DUNN

A long-time assistant to Rick Adelman, Dunn enters his second season on the Wolves' coaching staff after spending the previous four campaigns with the Houston Rockets. Dunn was also an assistant on the Sacramento Kings coaching staff from 2004 through 2007, with the first two of those three seasons also being Adelman-led teams.

Prior to joining the Kings, Dunn spent two seasons (2002-04) as an assistant coach for the Denver Nuggets. In 2001-02, Dunn worked as an assistant coach at his alma mater, the University of Alabama. Prior to that, he coached in the WNBA for the Charlotte Sting, serving as head coach in 2000 and as an assistant coach during the 1999 season. Dunn also served a prior stint as an assistant for the Nuggets in 1997-98 and was an assistant coach for the Charlotte Hornets from 1991-97.

During his 14-year NBA playing career, Dunn was regarded as one of the premier defensive players of his time. He was named to the NBA's All-Defensive Second Team three times (1983-85) and was considered one of the top rebounding guards in the NBA throughout his career. He missed just six games due to injury over a 10-year span (1978-88), finishing with career averages of 5.1 points, 4.4 rebounds and 1.6 assists in 993 regular season games. Drafted by Portland with the 41st overall pick of the 1977 NBA Draft, Dunn spent his first three campaigns with the Trail Blazers before being traded to Denver. He also played one season with the Phoenix Suns (1988-89) before returning to the Nuggets for his final two years.

In 10 seasons as a member of the Nuggets (1980-88 and 1989-91), Dunn scored 3,585 points and became a mainstay in the franchise's record books. He still ranks second all-time in steals (1,070), fourth in games played (734) and fifth in minutes played (18,322). In the playoffs, Dunn recorded 238 career points for the Nuggets and tied for the most steals in a single game (7 vs. Portland on 4/20/86). Dunn still ranks first in steals (83), second in games played (58), second in offensive rebounds (119) and fifth in total rebounds (287) in Denver's postseason history.

A four-year letterman at Alabama from 1973-77, Dunn finished his collegiate career with a scoring average of 11.2 points per game. Theodore Roosevelt Dunn and his wife, Cynthia, have two sons, Schmoen and Keenan.



BILL BAYNO

Bill Bayno enters his second season on the Wolves bench after spending the previous five years on the Portland Trail Blazers' coaching staff. Bayno was named an assistant coach for the Blazers in 2006, following two years as an international and collegiate scout for the organization. Throughout his time in Portland, Bayno was lauded for his player development work, especially with big men Greg Oden, Marcus Camby and LaMarcus Aldridge.

During the offseason, Bayno has traveled to Africa each year since 2005 as part of the NBA's Basketball Without Borders initiative. A consultant for the SK Knights of the Korean Basketball League and a former staffer at the Reebok Eurocamp in Treviso, Italy, Bayno also served as a consultant for Caguas Criollos of the National Superior Basketball League of Puerto Rico in 2004 and worked closely with Peter John Ramos, who was drafted later that year by the Washington Wizards.

Bayno was head coach of the 2003 CBA Champion Yakima Sun Kings, as well as head coach of Talk 'N Text of the Philippine Professional Basketball Association in 2002 where he led the team to a regular season title and the final round of the playoffs. The New York native also experienced success as head coach at UNLV from 1995-2000. Bayno's Runnin' Rebels won four conference championships (two regular season and two conference tournament) and earned four post-season berths. His coaching resume also includes assistant coaching positions under current University of Kentucky Head Coach John Calipari at Massachusetts from 1988-95; Naismith Basketball Hall of Fame coach Larry Brown at Kansas in 1986-87; and P.J. Carlesimo at Seton Hall in 1985-86.



• BASKETBALL STAFF •



DAVID ADELMAN

PLAYER DEVELOPMENT COACH

David Adelman enters his second year with the Timberwolves after spending the past five seasons as head basketball coach at Lincoln High School in Portland, Ore. Adelman is responsible for assisting in all of the team's player development initiatives.

Along with fellow player development coach Shawn Respert, Adelman headed up the 2012 Timberwolves Summer League entry where he guided the club to a 4-1 overall record.

Adelman went 83-53 in five seasons at Lincoln, leading the Cardinals to Portland Interscholastic district championships in the 2006-07, 2009-10 and 2010-11 seasons, while also reaching the Oregon Class 6A state championship final against in 2009.

Prior to coaching at Lincoln, Adelman was an assistant coach at his alma matter, Jesuit High School in Portland, from 2001-06, helping the team win a state title in 2005. As a player, Adelman helped Jesuit win a state championship in 1999.

Adelman, 30, attended the University of Portland before joining the Jesuit staff. He is in the process of finishing a degree in history from Portland State. Adelman and his wife, Jenny, were married this past summer and reside in Minneapolis.



SHAWN RESPERT

PLAYER DEVELOPMENT COACH

Shawn Respert begins his second season in Minnesota after serving three seasons in Houston as the Rockets' Director of Player Programs. Respert is responsible for assisting in all of the team's player development initiatives. Previously, he was the Director of Basketball Operations for the NBA D-League.

Along with fellow player development coach David Adelman, Respert headed up the 2012 Timberwolves Summer League entry, guiding the club to a 4-1 overall record.

Respert, who spent nearly two years at the D-League offices in New York, also spent two-and-a-half years working in a similar capacity at Rice University as its Director of Basketball Operations.

A former college Player of the Year at Michigan State from 1990-95, Respert was chosen by the Portland Trail Blazers with the eighth overall selection in the 1995 NBA Draft. After having his draft rights traded to Milwaukee, Respert played a total of four NBA seasons with the Bucks (1995-96, 1996-97), Toronto Raptors (1996-97, 1997-98), Dallas Mavericks (1997-98) and Phoenix Suns (1998-99). Following his NBA career, he went on to play four years in the European Basketball League, including stints with Olympiakos, Milano, Near East, Imola and Stargard. Respert, a standout guard at Michigan State University, was inducted into the school's Athletics Hall of Fame on September 20, 2012.



R.J. ADELMAN

DIRECTOR OF PLAYER PERSONNEL/GAME PREPARATION

R.J. Adelman enters his second year with the Timberwolves after spending the previous four seasons on his father's staff in Houston. He is involved with evaluating throughout the NBA, working with the coaching staff on game preparation and planning, and overseeing the team's statistical evaluation and analysis. Adelman will also oversee the team's advance scouts and video department.

Before joining the Rockets, Adelman worked as an NBA advance scout for the Seattle SuperSonics. He also served five years as a scout for the Sacramento Kings, including the final three seasons as assistant video coordinator.

He joined Maloof Sports and Entertainment after practicing law in Portland, Oregon, working in private practice and as a real estate lawyer for GMAC Mortgage.

Adelman was a four-year letterman in basketball at Willamette University in Salem, Oregon, which won the NAIA Division II National Championship in 1993. After completing his bachelor's degree in political science from Willamette in 1995, Adelman earned his law degree from the University of Oregon in 2001.



PAT ZIPFEL

ADVANCE SCOUT/ASSISTANT COACH

Pat Zipfel enters his second season as the Timberwolves NBA advance scout after serving in that capacity for the Houston Rockets since 2007. Zipfel travels throughout the country to watch upcoming Wolves' opponents and prepare scouting reports that the coaching staff will use as one of their tools in formulating game plans.

Zipfel was an advance scout for the Portland Trailblazers from 2004-07 and held the same position for the L.A. Clippers from, 2000-03. During the 2003-04 season, Zipfel was head coach of the New Jersey Squires of the American Basketball Association.

From 1996-99, Zipfel was director of athletics and head basketball coach at Centenary College, where he led the Cyclones to their only postseason appearance in the 1990s. Zipfel was head coach at Bucks County Community College for the 1995-96 season. He worked as a scout with Bertka Views Scouting Service from 1992-94, and prior to that he was an assistant basketball coach at The Citadel from 1989-92.



ROB BABCOCK

DIRECTOR OF BASKETBALL ADMINISTRATION

Rob Babcock, who has 25 years of NBA management experience, returned to the Timberwolves in 2006 after spending two seasons as the general manager of the Toronto Raptors.

Babcock spent 12 years with Minnesota during his first stint with the team, the final two seasons as vice president of player personnel. Babcock served as the team's director of player personnel from 1994-2002, and two seasons (1992-94) as a scout. Babcock joined the NBA in 1987 as the director of scouting for the Denver Nuggets, where he spent five seasons before

joining the Wolves.

A native of Phoenix, Babcock attended Grand Canyon College in Phoenix and helped his team to a second-place finish in the 1974 NAIA final national rankings. Babcock began his coaching career in Mexico City at The American School Foundation. He later returned to Phoenix where he coached at Greenway and Maryvale high schools. After coaching high school he served as the head coach at Phoenix College for five years. In 1982, he earned Southwest Valley Coach of the Year honors.

Babcock has two brothers who also work in the NBA. His older brother Pete is with the Cavs and younger brother Dave is with the Bucks.

Rob and his wife, Laura, have two sons, Nathan and Christopher.



AMY PETERSON

DIRECTOR OF TEAM OPERATIONS

Amy Peterson returns for her 13th season with the Timberwolves and her fourth season as Director of Team Operations. Peterson's responsibilities include handling the day-to-day activities of the basketball department, including serving as a liaison between the business department and basketball operations, assisting with contract administration, carrying out NBA initiatives, and coordinating all individual business travel needs. A vital part of her duties include assisting players with personal, professional and social development and helping new players and their families with relocation and integration to the community.

Peterson began with the organization in 2000 as a Lynx Ticket Sales Executive. With the Wolves, she has held positions as Basketball Operations Assistant and Player Programs Coordinator.

Peterson attended Waldorf Junior College and graduated from Minnesota State University, Mankato with a Sports Marketing degree. She also played basketball at both schools.

The Britt, Iowa, native resides in Minneapolis.



• BASKETBALL STAFF •



GREGG FARNAM

ATHLETIC TRAINER

Gregg Farnam enters his 16th season with the Timberwolves and his 13th as the team's head athletic trainer.

Farnam is responsible for all aspects of the Wolves' training room operations, including monitoring each player's physical condition and assessing/treating injuries.

During the offseason, Farnam regularly provides training services for USA Basketball and other NBA initiatives. He served as the athletic trainer for the United States Men's U19 team that brought home the silver medal at the 2007 FIBA World Championships in Nova Sad, Serbia, in July 2007, as well as the gold-medal-winning United States men's basketball team at the Goodwill Games in Brisbane, Australia, in September 2001. Most recently he served as the athletic trainer for the 2012 U.S. Select Team. Additionally, Farnam served as the trainer for USA Basketball's National Team Mini Camp in Las Vegas during the summer of 2010, before traveling to Singapore as the head trainer for the NBA's Basketball without Borders Asia contingent.

Farnam graduated with a bachelor's degree in sports medicine from St. Cloud State University and has a master's degree in exercise science and health promotions from California University of Pennsylvania. He is a certified member of the National Trainers Association, the National Strength and Conditioning Association and the National Academy of Sports Medicine.

Farnam and his wife, Tiffany, along with their sons, Nolan and Maximilian, and daughters, Mae, Ella and Clare, reside in Rogers, Minn.



ANDREW TAI

PHYSICAL THERAPIST/ASSISTANT ATHLETIC TRAINER

Andrew Tai returns for his third season in Minnesota and will assist the Wolves training staff with day-to-day treatments and rehabilitative services.

Tai, a certified athletic trainer, has been practicing physical therapy in the sports world for more than 10 years. This marks Tai's second stint in the NBA, having previously served as the assistant athletic trainer and team physical therapist for the Sacramento Kings from 2004 through 2006. Tai also served as an athletic trainer at Stanford University from 2002 through 2004.

A native of Southern California, Tai got his masters degree in physical therapy from the University of Utah. He is also an avid West Coast Swing dancer who has both competed in numerous competitions and provided rehabilitative services to some of the top professional competitors in the dancing world.



KEKE LYLES


STRENGTH AND CONDITIONING COACH

Keke Lyles enters his second season as the team's strength and conditioning coach and is responsible for developing and prescribing individualized training programs for each of the Timberwolves players.

Lyles joins the Wolves training staff after serving as assistant strength & conditioning coach for the Indiana Pacers during the 2010-11 season. Previous to that, Lyles was the head strength & conditioning coach for women's basketball at Northeastern University from 2008 through 2010. He also was the assistant strength & conditioning coach and assisted with sports medicine for the men's basketball team at Northeastern from 2007 through 2010. Lyles also completed internships with the Boston Celtics.

The Redlands, Calif., native completed his undergraduate and graduate studies at Northeastern University in Boston, receiving his bachelor's degree in rehabilitation science and his doctorate of physical therapy.

Lyles and his wife, Jade, and daughter, Baylie, reside in St. Louis Park.



DAVE CREWE

ASSISTANT ATHLETIC TRAINER AND ASSISTANT STRENGTH & CONDITIONING COACH

Dave Crewe begins his first season with the team as assistant athletic trainer and assistant strength and conditioning coach, and third overall with the team.

In his position, Crewe is responsible for assisting in daily treatment and rehabilitation of the players, and working with the strength and conditioning coach on program development.

Prior to his time with the Timberwolves, Crewe spent three years with the NFL's Kansas City Chiefs, working in the team's athletic training department.

Crewe received his bachelor's degree in Exercise Sports Science - Athletic Training in 2008 from the University of Wisconsin-La Crosse. The Twin Lakes, Wisconsin native obtained his masters degree in Rehabilitative Sciences from California University of Pennsylvania.

Crewe resides in Minneapolis.



ADAM JOHANSEN

VIDEO COORDINATOR

Adam Johansen returns for his third season as the Timberwolves' video coordinator.

In his current position, Johansen is responsible for preparing scout edits for pre-game, in-game and post-game activities for the team and coaching staff.

Prior to joining the Wolves, Johansen worked for the Miami Heat video department during the 2009-10 season. Johansen has also held coaching positions at the University of Louisiana-Monroe and Cumberland University in Lebanon, Tenn., where his responsibilities included scouting upcoming opponents as well as practice and bench coaching duties.

A native of Santa Rosa, Calif., Johansen earned his BS in sociology from UC Davis in 2007 where he served as a manager for the Aggie basketball team. Johansen resides in downtown Minneapolis.



CLAYTON WILSON

EQUIPMENT MANAGER

Clayton Wilson begins his 24th season associated with the Minnesota Timberwolves, and his 21st as the team's equipment manager. Wilson started with the organization working game nights for the Wolves during the team's inaugural 1989-90 season at the Metrodome, before becoming the equipment manager during the 1992-93 campaign.

In his role, Wilson's duties include managing all of the team's equipment and uniform-related matters, both at home and on the road; setting up team practices on the road; and overseeing the Wolves practice facility inside Target Center.

Wilson brings over 40 seasons of sports experience to the position, having started his career in professional sports with Major League Baseball's Minnesota Twins as a bat boy. During this time, he was on the field as the Twins captured their two World Series Championships (1987 and 1991). Recently, Wilson was invited to dust off his bat boy uniform and return to the diamond for the Twins Old Timer's game as part of the team's 50th Anniversary Season celebration.

Wilson lives in Minneapolis with his wife, Amanda, and their children, Jack and Anna.



• MEDICAL STAFF •



DR. SHELDON BURNS

VICE PRESIDENT, TEAM MEDICAL SERVICES

Dr. Sheldon Burns returns for his 24th season as the Timberwolves' medical director, and his fifth as Vice President, Team Medical Services. A doctor at Edina Family Physicians, Burns is a Board Certified Specialist in Family Practice, Emergency Medicine and Sports Medicine. His duties with the Timberwolves include serving as team physician, coordinating medical care and assisting in other club medical matters.

For his work with numerous NBA teams, Burns was named the National Basketball Trainers Association 2005 NBA Physician of the Year. Burns is also the team physician for the National Football League's Minnesota Vikings and Medical Director for the WNBA's Minnesota Lynx and the National Hockey League's Minnesota Wild. He has been the team physician on four Gold Medal teams in three different Olympic Games, including the Men's and Women's USA Basketball Teams in Beijing in 2008. He was also the head physician for the U.S. team in the World University Games in Bangkok, Thailand in 2007. Additionally, he has served as tournament physician for the Minnesota State High School League.

Burns is a Clinical Professor at the University of Minnesota Medical School and is active in teaching at the Minnesota Orthopaedic Sports Medicine Institute and the TRIA Orthopaedic Center. He has been a Deputy Medical Commissioner of the International Olympic Committee and has worked in various roles in 10 Olympic Games. Burns, a native of Grand Meadow, Minn., and a summer resident of Nisswa, Minn., received his undergraduate degree from Hamline University and earned his medical degree in 1974 from the University of Minnesota Medical School. He resides in Edina and has two children, Alicen and Evan, who live in Minneapolis.



DR. DAVID FISCHER


ORTHOPAEDIC SURGEON

Dr. David Fischer is serving his 24th season as orthopaedic surgeon for the Timberwolves. Fischer is a clinical associate professor with the Department of Orthopaedic Surgery at the University of Minnesota and the director of The Orthopaedic Center & TRIA Orthopaedic Center's Sports Medicine Fellowship Program.

Fischer served 26 years as the team physician for the National Football League's Minnesota Vikings. His resume includes work as team physician for 1992 United States Olympic men's basketball team and the 1991 USA World University Games men's and women's basketball teams. In 1990, he served as chairman of the local medical committee for the United States Olympic Festival in Minneapolis. He was a United States Olympic Committee staff physician at the 1989 United States Olympic Festival in Oklahoma City.

Fischer's exemplary work has been regularly recognized by Mpls. St. Paul Magazine, which rated him one of the top orthopaedic surgeons in the Twin Cities. Fischer completed his undergraduate degree at Northwestern University and is a graduate of the University of Minnesota Medical School. Fischer and his wife, Andrea, have two children, David and Katherine, and reside in Edina, Minn.

• EXECUTIVE STAFF •



ROGER GRIFFITH

EXECUTIVE VICE PRESIDENT & CHIEF FINANCIAL OFFICER

Roger Griffith joined the Timberwolves in 1994 as executive vice president and CFO. In this role, he is responsible for all finance, accounting, box office and budgeting for the organization.

In 1999, Griffith added the duties of chief operating officer of the WNBA's Minnesota Lynx to his responsibilities, and transitioned to executive vice president of the Lynx prior to the 2009 WNBA season. In this role, Griffith has worked to assemble one of the most talented teams in the league, featuring hometown favorite Lindsay Whalen along with 2011 Rookie of the Year Maya Moore and perennial All-Star Seimone Augustus. The 2011 team posted a franchise-best 27-7 regular season en route to capturing the organization's first league championship, and the first for a major pro sports team in Minnesota in 20 years.

Prior to coming to the Timberwolves, Griffith gained a variety of experience in public and private industry. He previously worked for Taymark, a Taylor Corporation company, as division manager of the ad specialty direct mail division. He also worked for Northwest Airlines as the director of internal audit and spent time with a public accounting firm.

A native of Shakopee, Minn., Griffith graduated magna cum laude from Augsburg College in 1984 with a degree in business administration with a concentration in accounting. In 1988, he earned his MBA in general management from the University of Minnesota. Griffith resides in Eagan, Minn., with his wife, Jean, and daughters, Emma and Abby.



GREG JACKSON

VICE PRESIDENT AND GENERAL COUNSEL

In 1994, Greg Jackson assisted in the acquisition of the Timberwolves by Glen Taylor and following consummation of the acquisition was appointed Vice President and General Counsel for the Timberwolves.

He is responsible for all legal matters affecting the team including executive, coach, and player contracts and the management of legal counsel representing the team.

Jackson has worked with and represented Glen Taylor and his companies in various capacities for more than 25 years and currently also serves as Chief Administrative Officer, General Counsel and Secretary of Taylor Corporation and its subsidiaries.

Jackson is an honors graduate of both Pillsbury College (Owatonna, MN) and the University of Minnesota Law School (Minneapolis, MN).



• EXECUTIVE STAFF •



TED JOHNSON

SR. VP OF MARKETING & COMMUNICATIONS/CHIEF MARKETING OFFICER

Ted Johnson enters his ninth season with the organization, having served as vice president of communications prior to his promotion to senior vice president of marketing & communications/chief marketing officer in 2007. Johnson oversees the strategic development and day-to-day operations of community relations, information technology, interactive services, marketing, publications, public relations, research & analytics and the FastBreak Foundation. Additionally, Johnson oversees the broadcast department and the

Timberwolves' radio and television broadcasts.

Prior to joining the Timberwolves, Johnson was employed by the public relations agency Weber Shandwick. Before that, he spent eight years in government service and political campaign management. Johnson served as deputy campaign manager for Hubert H. Humphrey III's 1998 gubernatorial campaign and held management roles in other national, statewide and legislative campaigns in Minnesota. Johnson also spent time between 1994 and 1996 on the White House advance staff organizing official visits for President Bill Clinton and First Lady Hillary Clinton.

Johnson graduated from the University of Minnesota-Duluth with degrees in political science and history. He is active in the Twin Cities non-profit community having served on the board of directors for Ronald McDonald House Charities, Athletes Committed to Education Students (ACES) and Catholic Charities of Minnesota. A native of Coon Rapids, Minn., Johnson, his wife, Lisa, son, Thor, and daughter, Greta, reside in Vadnais Heights, Minn.



RYAN TANKE

SENIOR VICE PRESIDENT, TICKETS AND PREMIUM SEATING

Ryan Tanke begins his sixth season as senior vice president of tickets and premium seating. Tanke was promoted to his current position in 2007 after serving as vice president of tickets and premium seating. Prior to that, Tanke held the title of manager of suite sales and marketing.

In his current role, the LaCrosse, Wisc. native oversees all aspects of sales and service for the Timberwolves ticket and suite level initiatives. His department's main objective is to deliver a Timberwolves experience that continually exceeds the expectations of clients and fans. Under Tanke's leadership, the Timberwolves had the second largest increase in the NBA last season with a 12% lift in overall attendance. The 2011-12 season featured 11 Target Center sellouts and an average attendance of 17,491 fans per game, the most since selling out 15 games and averaging 17,636 in the banner season of 2003-04. For the third consecutive season the Timberwolves have added more than 2,000 new season ticket memberships, finishing among the league leaders each year. Combined with a 96% season member renewal rate, the team will have its largest season ticket member base since 2004-05.

In August of 2012, Tanke spearheaded the expansion of the new Treasure Island VIP Terrace on the Executive Level of Target Center. With both the Lexus Courtside Club and popular Loge Boxes sold out for this season, the additional space will be used to accommodate the demand for all-inclusive premium seating. In March 2011, Tanke was selected to the Minneapolis St. Paul Business Journal's 40 under Forty, a list which honors young, successful professionals in the Twin Cities. Tanke was also a featured speaker at the Sports Facilities & Franchises Ticketing Symposium in June 2012 and at the Association of Luxury Suite Directors on the topic of using Social Media to maximize tickets sales and client engagement.



JEFF MUNNEKE

VICE PRESIDENT, FAN EXPERIENCE & COMMUNITY BASKETBALL

Jeff Munneke is the Timberwolves' employee with the longest tenure, having been hired on June 20, 1988. His ascension to vice president of client development in 2004 followed a year as executive director of fan relations and 12 years as the organization's director of ticket sales.

Munneke oversees all aspects of the fan experience department, which includes serving as the primary contact for all fan interactions with a focus on Wolves season ticket holders. His staff also renews all season ticket accounts while assisting in new sales. Munneke has also overseen community youth basketball for 16 seasons, and earned a distinguished service award from the Minnesota Basketball Coaches Association (MBCA) in 2007, as well as being inducted into the MBCA Hall of Honor in October of 2011.

As director of ticket sales, Munneke oversaw a staff that was responsible for selling and servicing full and partial season ticket accounts, group sales events and promotions and also running the Timberwolves youth basketball program.

A native of Lake City, Minn., Munneke graduated from Huron University, where he earned a degree in communications and was captain of the basketball team. Munneke broke into the sports industry as a sales representative in 1987 for the Minnesota Strikers, a Major Indoor Soccer League team.

Munneke and his wife, Julie, reside in Champlin, Minn., with their son, Ty (senior at the University of South Dakota) and daughter, Megan (12).



CONRAD SMITH

LYNX CHIEF OPERATING OFFICER

Conrad Smith was named Lynx Chief Operating Officer on November 19, 2008. During his tenure as head of business operations, Smith has presided over some of the largest attendance increases in the league, developed new corporate sponsorships and implemented several community initiatives, including Breast Health Awareness, Close the Gap, Read To Achieve, Lynx Fit and Hoops for Hunger. During the Lynx's run to the WNBA Championship this summer, Smith and his staff helped pack Target Center with two of the largest crowds in franchise history and surpassed previous team revenue records.

Smith oversees Lynx ticket sales, corporate sponsorships, marketing, advertising, public relations and other business segments. Additionally, he serves as a community ambassador, helps drive marketing and communications needs for the organization, and operates as the team liaison to the league on marketing and business matters.

Smith has 25 years of professional sports experience, including the last 15 with the Timberwolves and Lynx organization. During that time, Smith was Vice President of Corporate Sales and Services, and most recently served as Vice President of Business Development, working with premier sponsors such as Verizon, Best Buy, Pepsi and Target.

A graduate of Emerson College in Boston, Smith first came to the Twin Cities in 1983. Before joining the Timberwolves, he spent four years as the Director of Corporate Sales for the Minnesota Twins. Prior to that, Smith held a similar position with the National Hockey League's Minnesota North Stars. He has served on the Boards of the Ronald McDonald House Twin Cities as well as the Timberwolves Foundation.

Smith resides in Eagan, Minn., with his wife, Carla, their daughters, Tara and Christine, and their son, Brent.



• TIMBERWOLVES STAFF •

BASKETBALL OPERATIONS



SAM NEWMAN-BECK
ASSISTANT VIDEO
COORDINATOR



MATT BOLLERO
BASKETBALL OPERATIONS
ASSISTANT



DERRICK EDDIE
BASKETBALL OPERATIONS
ASSISTANT



EMMANUEL ROHAN
BASKETBALL OPERATIONS
ASSISTANT



BOB GOEDDERZ
DIRECTOR OF SECURITY



ROBERT BURNETT
CUSTODIAN

BUSINESS OPERATIONS



SUSAN EITEL
MANAGER OF OFFICE
SERVICES/EXECUTIVE ASSISTANT
TO THE CEO



MARY BOHMBACH
EXECUTIVE ASSISTANT TO
PRESIDENT/SALES &
MARKETING COORDINATOR

ANALYTICS & RESEARCH



BRETT KAHNKE
DIRECTOR OF ANALYTICS
& RESEARCH



MARK SMITH
DATABASE MARKETING
MANAGER



KYLE BURKHARDT
BUSINESS RESEARCH
ANALYST

BROADCAST



DAN LARKIN
DIRECTOR OF BROADCASTING
AND INFORMATION TECHNOLOGY



JOE KRONENBERG
EDITOR/GRAPHIC DESIGNER

COMMUNITY RELATIONS



TIM MCDONOUGH
MOTION GRAPHIC ARTIST/
EDITOR



CRYSTAL KLEIN
EDITOR/BROADCAST
COORDINATOR



ANDREW SCHINGEN
VIDEOGRAPHER



MATHEW MAKOVEC
MANAGER OF COMMUNITY
RELATIONS



KRISTIN MEHRWERTH
COORDINATOR OF
COMMUNITY RELATIONS

INFORMATION TECHNOLOGY



MINKENG TAZISONG
INFORMATION TECHNOLOGY
MANAGER



DAVE DZIASEK
NETWORK ADMINISTRATOR

INTERACTIVE SERVICES



BOB STANKE
DIRECTOR OF INTERACTIVE
SERVICES



MARK REMME
WEB EDITOR/WRITER



ALEXANDRA KOZEL
SOCIAL MEDIA COORDINATOR



SAM FLOOD
INTERACTIVE
DESIGNER/DEVELOPER

MARKETING



JOHN O'CONNELL
DIRECTOR OF MARKETING



JON HANSON
EVENT MARKETING MANAGER

CREATIVE SERVICES



JOSH EFFINGER
EVENT COORDINATOR



HENRY MOORE
CREATIVE SERVICES MANAGER



JOHN SCHISSEL
GRAPHICS LOGISTICS &
OPERATIONS MANAGER



EMILIE RAINSBERRY
GRAPHIC DESIGNER



DERRICK AVILES
CREATIVE SERVICES ASSOCIATE



REBECCA LONGAWA
PROJECT BRAND MANAGER



DAVID SHERMAN
TOP REGIONAL
PHOTOGRAPHER

CORPORATE SALES & SERVICES



CHRIS POTENZA
DIRECTOR OF CORPORATE
SALES



LAINIE GENTILE
CORPORATE SALES EXECUTIVE



SARAH LEETH
CORPORATE SALES EXECUTIVE



NICK MAURER
CORPORATE SALES EXECUTIVE



MIKE WELCH
CORPORATE SALES EXECUTIVE



SCOTT WILSON
CORPORATE SALES EXECUTIVE

FINANCE



PETER STENE
VP OF FINANCE



MARCI SCHWEN
ACCOUNTING MANAGER



J.T. HOFFMAN
SR. ACCOUNTANT & PAYROLL
MANAGER



ERICH HEBER
ACCOUNTING & TICKETING
SPECIALIST



VICKY REYNOLDS
ACCOUNTS PAYABLE
CLERK/MAIL ROOM
SPECIALIST

BOX OFFICE



ERIC CAULFIELD
MANAGER OF TICKETING



TONY NGUYEN
SR. TICKETING SPECIALIST



HUMAN RESOURCES



KILEIGH CARPENTER
TICKETING SPECIALIST



SIANNEH MULBAH
DIRECTOR OF HUMAN
RESOURCES



KIRSTEN HENGSTLER
HUMAN RESOURCES SPECIALIST



BRITNEY ROACH
HUMAN RESOURCES
ASSISTANT/RECEPTIONIST

SEASON TICKETS



JIM BUFFO
MANAGER OF
SEASON TICKETS



SCOTT MCKONE
SR. ACCOUNT EXECUTIVE



CHARLIE ROMANS
SR. ACCOUNT EXECUTIVE



LARRY TRAVERSE
SR. ACCOUNT EXECUTIVE



GEORGE TRUEHART III
ACCOUNT EXECUTIVE



STANLEY JACKSON
ACCOUNT EXECUTIVE



CONOR NOONAN
ACCOUNT EXECUTIVE



COLIN ANDERSON
ACCOUNT REPRESENTATIVE



ADAM DOHM
ACCOUNT REPRESENTATIVE

GROUP EVENTS



ANNIE EVERSMAN
ACCOUNT REPRESENTATIVE



JANE THEDE
GROUP EVENTS MANAGER



MATT BARE
SR. ACCOUNT EXECUTIVE



ERICA NOAH
SR. ACCOUNT EXECUTIVE



JOANNA OPTZ
ACCOUNT EXECUTIVE



MICKEY KIRK
ACCOUNT REPRESENTATIVE



KATE LAFERRIERE
ACCOUNT ASSOCIATE



JARED HENSCH
ACCOUNT ASSOCIATE



ERIC CLOS
GROUP EVENTS
COORDINATOR



BRITT CARLSON
DIRECTOR OF PREMIUM
SEATING



STEVE BENO
SR. ACCOUNT EXECUTIVE



DERRIC MANRIQUE
ACCOUNT EXECUTIVE



TRAVIS SMITH
ACCOUNT EXECUTIVE

PREMIUM SEATING

TICKET SALES & PREMIUM SEATING



ELIZABETH SCHULTZ
SERVICE REPRESENTATIVE



LAURA MEYER
TICKETS & PREMIUM SEATING
SUPERVISOR



SAMANTHA BAUGH
BUSINESS DEVELOPMENT
SUPERVISOR



CHRIS PALAIA
SEASON TICKET MANAGER

FAN EXPERIENCE & BASKETBALL ACADEMY



LAURA JANQUART
FAN EXPERIENCE SUPERVISOR



CALLIE BARNOWSKY
FAN EXPERIENCE SPECIALIST



MICHELLE BURNS
FAN EXPERIENCE SPECIALIST



PIERRE HARRIS
FAN EXPERIENCE SPECIALIST



LAURA SCHEERER
FAN EXPERIENCE SPECIALIST



ZACH MCGOWAN
FAN EXPERIENCE SPECIALIST



STEVE BROWN
BASKETBALL ACADEMY
MANAGER

INSIDE SALES



MIKE FUHRMAN
INSIDE SALES SUPERVISOR



NICK BAUMANN
INSIDE SALES ASSOCIATE



JEFF CHARN
INSIDE SALES ASSOCIATE



MATT CORNERS
INSIDE SALES ASSOCIATE



STEPHEN MILEY
INSIDE SALES ASSOCIATE



ASHLEY MORGENSTERN
INSIDE SALES ASSOCIATE



KAYLA VOPAT
INSIDE SALES ASSOCIATE



CHADWICK FOLKESTAD
GAME PRESENTATION
MANAGER



AARON DODGE
GAME PRESENTATION
COORDINATOR



ATHENIA ELIE
DANCE & PERFORMANCE
MANAGER



NICOLE AVERSO
PRODUCTION COORDINATOR

GAME PRESENTATION

• LYNX DEDICATED STAFF •



JOE SCHWEI
TICKET SALES MANAGER



CARLEY KNOX
BUSINESS DEVELOPMENT
MANAGER



ALEX KING
PUBLIC RELATIONS
MANAGER



ERIN HENNING
FAN RELATIONS MANAGER



AMANDA COLLINS
COMMUNITY RELATIONS
MANAGER



KATIE REED
SR. ACCOUNT EXECUTIVE



ALEX DAMLO
SR. ACCOUNT EXECUTIVE



TREVOR LYGA
TICKET SALES
REPRESENTATIVE



CEDRIC WARE
TICKET SALES
REPRESENTATIVE



AMANDA WILCOX
TICKET SALES
REPRESENTATIVE

• TICKET INFORMATION •

PURCHASING TICKETS IN PERSON

Tickets for single games may be purchased at more than 25 Ticketmaster ticket centers located in the Twin Cities; Rochester; St. Cloud; Duluth; Fargo, ND; and Sioux Falls, SD. Tickets purchased at a Ticketmaster ticket center are subject to a convenience charge. Tickets may also be purchased at the Target Center box office between the hours of 10 a.m. - 6 p.m., Monday through Friday, and 10 a.m. - 4 p.m. on Saturday.

BY PHONE/INTERNET

To order tickets by phone, call Ticketmaster at 1.800.4.NBA.TIX. To order tickets online, go to timberwolves.com/wolvestix. Phone and internet orders must be placed at least two hours before game time and charged to Mastercard, Visa, Discover or American Express. Tickets purchased by phone and internet are subject to a service charge.

PREMIUM SEATING

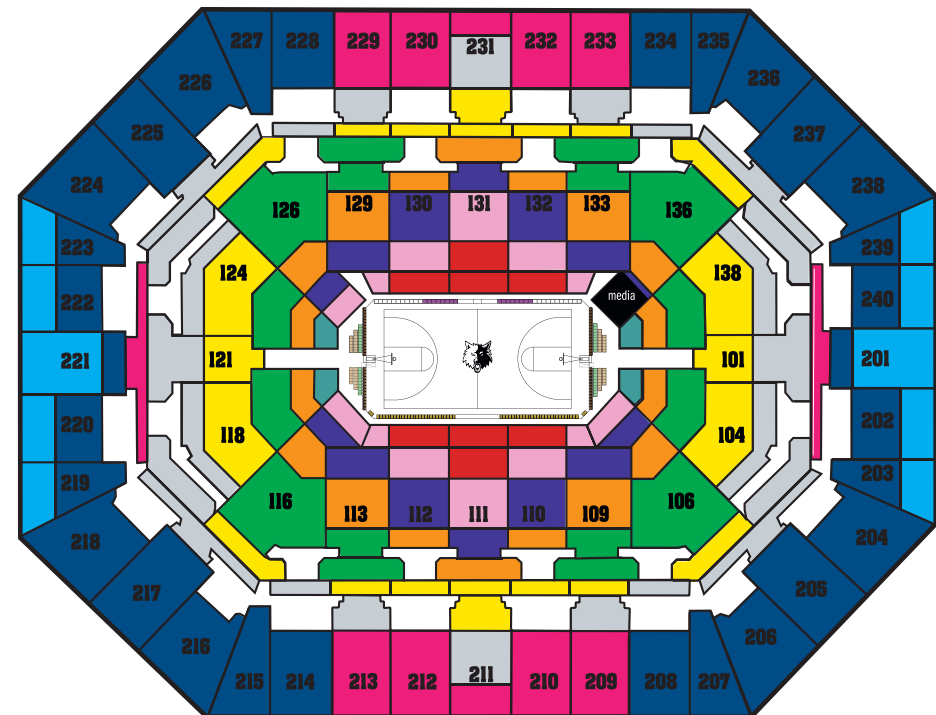
The Executive Suite Level, Treasure Island VIP Terrace and Lexus Courtside Club provide elite, upscale seating opportunities for entertaining clients and prospects. For more information on premium seating at Target Center, please call 612.673.8070 or e-mail premiumseating@timberwolves.com.

GROUP ORDERS

The Timberwolves welcome group orders of 15 or more tickets to all home games. Call 612.673.1234 #2 for further details, including discounts available, or go to timberwolves.com/groupitx.

SEASON TICKETS

Information concerning season tickets is available by calling the Timberwolves at 612.673.1234 #1 or online at timberwolves.com.



PRICE CODE	AVERAGE PRICE	SEASON PRICE
	\$203	\$8,729
	\$129	\$5,547
	\$87	\$3,741
	\$59	\$2,537
	\$40	\$1,720
	\$25	\$1,075
	\$20	\$860
	\$14	\$602
	\$9	\$387
	\$6	\$258

PRICE CODE	AVERAGE PRICE	SEASON PRICE
LEXUS COURTSIDE CLUB		
	\$1,380	\$59,340
	\$690	\$29,670
	\$655	\$28,165
	\$203	\$8,729
	\$129	\$5,547
LogeBOX		
	\$129	\$5,547
Treasure Island VIP Terrace		
	\$108	\$4,644



• TARGET CENTER/AEG STAFF DIRECTORY •

Steve Mattson	VP/General Manager
Sandy Sweetser	Sr. Director, Events and Marketing
Tom Reller	Sr. Director, Operations
David Balcer	Director, Ticketing
Jane Espenson	Director, Human Resources
Courtney Hasko	Director, Marketing
Keith Hilsen	Director, Finance
Barbara Hoffmann	Director, Hospitality
Aaron Liepins	Director, Security
Andy Warg	Director, Booking
Wendy Almquist	Exec Asst/Office Mgr
Sara Grunewald	Asst. Director, Ticketing
Dimitri Dixon	Box Office Supervisor
Lori Schweder	Lead Ticket Seller
Scott Beine	Manager, Custodial
Thomas Westbrook	Event Custodial Supervisor
Diane McAlester	Lead Custodian
Emily Hegmon	Manager, Guest Services
Carla Jo Mehl	Manager, Events
Tracy Pitts	Staff Accountant
Jason King	Accounting Coordinator
Karen Swan	Manager, Group Marketing
Kelli Behr	Group Marketing Representative
Lynne Major	Group Marketing Assistant
Megan TeBrake	Manager, Hospitality
Katrina Jaeger	Manager, Marketing
Jerry Skinaway	Manager, Conversion
Curvell Smith	Conversion Crew Lead
Jerry Abell	Manager, Production
Tom Bolstad	Lead Stagehand/Stage Mgr
Mark Christopherson	Electrician
Rick Stepanek	Lead Maintenance Tech
Dave Dvorak	Maintenance Tech I
Kevin Moore	Maintenance Tech I
Joel Tenner	Maintenance Tech I
Marcellus Washington	Manager, Security
Davonnte Dunkins	Security Officer
Bruce Mettner	Security Officer
Reginald Monroe	Security Officer
Felipe Patterson	Security Officer
Raheem Shabazz	Security Officer
Duane Weaver	Security Officer

TARGET CENTER





• CRUNCH •



STATS

HEIGHT:

6' (ground to the tip of ears)

WEIGHT:

190 pounds

VERTICAL JUMP:

15' (with trampoline)

FAVORITE MOVIE:

Dances with Wolves

FAVORITE BOOK:

Call of the Wild

FAVORITE DUNK:

Reverse Power Slam!



CRUNCH is a fun-filled character that entertains as well as energizes the crowd during home games at Target Center. With his crazy antics and high-flying dunks, CRUNCH stirs Wolves fans into a frenzy to help the Wolves win.

CRUNCH makes countless appearances throughout the year in all corners of Minnesota's communities. Be it a birthday party, a classroom full of kids, retail promotions at stores and events, school fundraisers, corporate events, parades, and even wedding receptions, CRUNCH is the perfect way to bring life to your event.

If you would like to schedule CRUNCH, please send an e-mail to crunch@timberwolves.com, or call the CRUNCH coordinator at 612-673-8370.




• TIMBERWOLVES DANCERS •



The Timberwolves Dancers proudly represent the Minnesota Timberwolves organization, serving as a link between the action on the court and the organization's commitment to touching the lives of basketball fans everywhere. Each dancer comes to the team with extensive training and performing experience. Under the direction of Coach Athenia Elie, the Timberwolves Dancers aim to use their talent and love of performing to confidently represent the Minnesota Timberwolves throughout the basketball community, both locally and nationally.

The Timberwolves Dancers are the Twin Cities premier performance group. Whether it's exploring the latest hip hop craze or venturing back to a simpler time, the Timberwolves Dancers' performances offer up the most eclectic range of styles in the NBA. Outfitted in contemporary and classic fashions, the Timberwolves Dancers grace the arena during each game, creating personal relationships with fans and welcoming everyone to our home – the Target Center.

The Timberwolves Dancers are available for a wide variety of appearance and performance opportunities. To book the Timberwolves Dancers for your next event or gathering, please contact dancers@timberwolves.com



2012-13
TIMBERWOLVES
MEDIA GUIDE

MEDIA



WOLVES UNITED



• PUBLIC RELATIONS STAFF •



MIKE CRISTALDI

DIRECTOR OF PUBLIC RELATIONS & COMMUNITY RELATIONS

Mike Cristaldi enters his sixth season as the director of public relations and community relations and his 13th with the organization overall. Cristaldi joined the team as the manager of public relations for the WNBA's Minnesota Lynx in 2000 before transitioning to manager of the public relations for the Timberwolves prior to the 2003-04 NBA season. After being promoted to director in 2005, Cristaldi took over leadership of the team's community relations and publications departments in 2006.

In his current role, Cristaldi is responsible for overseeing the day-to-day public relations efforts for the Timberwolves, directing both the team's basketball and non-basketball publicity. He is also responsible for the strategic development of the team's publications and community relations efforts, including the FastBreak Foundation.

Before joining the Wolves and Lynx organization, Cristaldi served as director of public relations and the radio voice for the Continental Basketball Association's Rockford Lightning for the 1998-99 and 1999-2000 campaigns. Additionally, he spent the summer of 1998 working in the public relations and marketing departments for the Pacific Coast League's (Triple-A baseball) Las Vegas Stars.

Cristaldi earned a bachelor's degree in journalism and English from Marquette University. The native of Dedham, Mass., lives in Eden Prairie, Minn., with his wife, Heidi, and their daughters, Bella and Mia.



AARON SEEHUSEN

SENIOR COORDINATOR

Aaron Seehusen begins his second season with the Timberwolves as senior public relations coordinator, and fifth overall with the organization. Seehusen assists in all facets of the organization's day-to-day PR efforts and serves as an additional contact for local and national media with regard to interview requests for players and front office personnel.

Prior to joining the Wolves, Seehusen worked for the WNBA's Minnesota Lynx for four seasons, serving as Public Relations Manager for the final two seasons. With the Lynx, he managed all of the team's publicity efforts, including all local and national media requests for players, coaches and front office personnel. Seehusen, a native of Plymouth, Minn., joined the Timberwolves and Lynx organization as an intern in the summer of 2007. He also has worked for the Dubuque Thunderbirds of the Central States Hockey League.

Seehusen graduated from Loras College in Dubuque, Iowa, with bachelor's degrees in sports management and business. Seehusen resides in Brooklyn Park with his wife, Anne.



DAN BELL

COMMUNICATIONS MANAGER

Dan Bell enters his 20th season with the Timberwolves and his fourth as communications manager. Bell was a member of the Wolves' public relations staff from 1993-2000 before being promoted to manager of publications, a position he held until the spring of 2009. In his current position, Bell assists the public relations department in its day-to-day operations, manages the team's publications functions and assists in several community relations projects.

Prior to joining the Timberwolves, Bell was a graduate assistant in the St. Cloud State Sports Information Department. Additionally, he worked for G&K Services, Hallmark Cards and Frank's Nursery & Crafts.

Bell earned bachelor's degrees in marketing and public relations from St. Cloud State University. The native of Cold Spring, Minn., resides in Big Lake, Minn., with his wife, Deb, and their daughters, Amanda and Jackie.

• MEDIA INFO •

CREDENTIALS

Press seating at Timberwolves home games at Target Center is available to accredited media at tables located in the court-level auxiliary media section and in the upper-level press box. Single-game credentials must be requested no later than noon the day before the game (Friday at 5:00 p.m. for Sunday and Monday games). Requests should be made via e-mail to Timberwolves Public Relations Sr. Coordinator Aaron Seehusen at seehusen@timberwolves.com. Fax requests will also be accepted at (612) 673-8385. Credentials are good for admittance to Target Center, the arena floor, the locker rooms, the media work room and the media dining room. Those requesting single-game credentials will be seated on a first-come, first-served basis. Those holding Timberwolves or NBA season credentials may enter the building through the Target Center Media Entrance located at the corner of Sixth St. and Second Ave. Single-game credentials may also be picked up at the Media Entrance. **ALL MEDIA WILL BE REQUIRED TO PRESENT A PHOTO IDENTIFICATION PRIOR TO RECEIVING THEIR CREDENTIALS. ALL BAGS ARE SUBJECT TO INSPECTION PRIOR TO RECEIVING A CREDENTIAL.** Media members holding season passes should notify the public relations department if planning to cover a game in order to reserve seating. A media credential cannot be used to sit in spectator seating areas.

DINING ROOM

Accredited media is invited to have a meal before each game in the Minnesota Timberwolves media dining room located on the arena bowl level. Cost of a meal is \$8 per person. The dining room opens two hours before each game. Dining room usage will be limited to members of the media with valid Timberwolves or NBA media passes. It is impossible to accommodate family members, friends, guests or others. **ANY ABUSE OF DINING ROOM PRIVILEGES WILL CAUSE FORFEITURE OF YOUR MEDIA PASS.**

SERVICES

Complete statistics, along with pregame media notes, lineup information regarding injuries and other pertinent facts, will be furnished by the Timberwolves public relations department. Play-by-play sheets, active lists, halftime and final box scores and postgame coach/player quotes will be delivered to working media areas. There are sufficient electrical outlets available, and telephones are located at various points along press row and in the media work room. Preference for telephone use will be given to writers and broadcasters filing stories on deadline. The Timberwolves also provide one fax machine, which is available for complimentary use by working media.

PHOTOGRAPHERS

Only those photographers on assignment will be allowed space on the floor, and their media credentials must be worn prominently at all times. Credentials are good for admittance to Target Center, the arena floor, media work room and media dining room. Photographers are only allowed within the designated photographers area at each end of the court, unless permission is granted through the Timberwolves public relations department to shoot in other areas of the arena. Spaces will be reserved for local dailies and wire service photographers. Other spaces are available on a first-come, first-served basis. Positions may be switched or rotated upon agreement of all parties involved. Professional courtesy should apply in all cases.

LOCKER ROOM

Both the Timberwolves and visitors locker rooms will be opened 90 minutes before game time and will remain open until 45 minutes before the contest begins. They will re-open 10 minutes after the game. **CELL PHONE USE INSIDE NBA LOCKER ROOMS IS PROHIBITED.**

COURTESY

Your cooperation is requested in maintaining a working atmosphere in the media room, at courtside and in the locker room areas. During postgame interviews, preference for obtaining players and coaches will be given to game broadcast crews conducting live postgame shows, newspapers writing on deadline and television stations conducting live reports.



• BROADCAST TEAM •



DAVE BENZ

TELEVISION PLAY-BY-PLAY ANNOUNCER

Dave Benz begins his first season as Timberwolves television play-by-play announcer. Benz will team with television analyst Jim Petersen for 75 telecasts this season, 50 on Fox Sports North and 25 on the Wolves' exclusive over-the-air partner, WFTC MY29.

Benz, a graduate of Oswego State University (Oswego, NY) brings a wealth of experience and versatility to Minnesota with over 20 years in the sports industry. His television and radio play-by-play experience includes college basketball for FOX Sports, the mtv, and Comcast Sportsnet where he covered a number of men's and women's programs in the Mountain West, Pac-12, Big-12, WCC, Big West and Sun Belt conferences. He has also been behind the mic for Major League Baseball Cactus League games as well as Arena Football League and CHSAA High School Football games. Most recently he was the radio "Voice of the Sabercats" for San Jose's AFL team.

Benz comes to the Twin Cities from the San Francisco Bay Area where he worked as host, anchor and reporter for Comcast Sportsnet Bay Area. There he had the opportunity to cover the Giants 2010 World Series title and the 49ers run to the NFC Championship game as a pre and postgame show host. His lengthy career has afforded him the opportunity to regularly cover a number of NBA teams, including roles as pre and postgame host for the Miami Heat, Dallas Mavericks, Houston Rockets, San Antonio Spurs and Golden State Warriors. He has also covered the Indiana Pacers, Milwaukee Bucks, Washington Wizards and Denver Nuggets.

Dave Benz and his wife Sacha have one child, Brendan who is three.



JIM PETERSEN

TELEVISION ANALYST

Jim Petersen returns for his 15th season with the Wolves' broadcast team. Partnered with Petersen brings the experience of an eight-year NBA career to his analysis.

A St. Louis Park native, Petersen was named Minnesota's Mr. Basketball in 1980 and was the first McDonald's All-American from Minnesota. He went on to be a four-year letter winner at the University of Minnesota and was a member of the Gophers' 1982 Big Ten Championship team.

Petersen was selected 51st overall by the Houston Rockets in the 1984 NBA draft. He played forward and center for the Houston Rockets, Sacramento Kings and Golden State Warriors before

retiring in 1992.

After leaving the NBA, Petersen worked for the NBA Players Association in their player programs division, facilitating seminars in NBA locker rooms on topics such as AIDS awareness, substance abuse and career/financial planning for life after basketball. In 2009, Petersen also joined the coaching staff of the WNBA's Minnesota Lynx as an assistant coach, winning a WNBA title in 2011.

Petersen currently resides in Wayzata along with his wife Tika, and son, Sanjay.



ROBBY INCMIKOSKI

SIDELINE REPORTER

Robby Incmikoski returns for his fourth season as part of the Timberwolves broadcast team and will join and Jim Petersen as the sideline reporter for all Wolves games on FS North this season.

In addition to his work with the Wolves, Incmikoski also serves as host and sideline reporter for a variety of live sporting events, including Minnesota Twins baseball on FS North. Prior to relocating to Minneapolis in 2009, Incmikoski worked as a reporter and host for FOX Sports Arizona, covering the Suns, Diamondbacks and Coyotes telecasts.

A native of Philadelphia, Penn., Incmikoski earned his degree from Temple University.



ALAN HORTON

RADIO PLAY-BY-PLAY ANNOUNCER

Alan Horton enters his sixth season as the play-by-play announcer for the Minnesota Timberwolves. Horton will call every Wolves game this season on the team's radio home, WCCO-AM 830.

Horton also handles the radio play-by-play duties for the Minnesota Lynx. He came to the Timberwolves and Lynx after spending the 2007 WNBA season calling the Seattle Storm's games for Seattle radio, as well as serving as the executive producer of the Seattle SuperSonics radio network.

A native of Massachusetts, Horton spent 10 years in Southern California as a sports broadcaster on both radio and television. In addition to his time with the Storm, his play-by-play experience includes the San Diego Padres, San Diego State University football, men's and women's basketball and baseball, as well as high school football and basketball. Horton lives in Minneapolis with his wife, Amy, and their children, Andre and Alessandra.



JOHN FOCKE

RADIO PRODUCER/STUDIO HOST

John Focke joined the Minnesota Timberwolves as producer and studio host prior to the 2007-08 season. Prior to joining the Timberwolves and Lynx, Focke was the voice of Northern Michigan University Hockey as well as the host of the University's football and basketball pregame, half-time and post game shows, in addition to providing color commentary for the games.

In addition to his duties as studio host for both the Wolves and Lynx, Focke serves as the radio play-by-play voice for the Lynx during road games.

A native of St. Paul, Focke graduated from Ohio University in 2002 before starting his career as a sports director at KATE Radio in Albert Lea where he called play-by-play for the local high school and covered the Wolves, Twins, Vikings, Wild and Gophers. Focke also spent a year with the Minnesota Wild as a part time producer with their Radio Network.

WOLVES TRAVELING MEDIA

RAY RICHARDSON
ST. PAUL PIONEER PRESS
BEAT WRITER

JERRY ZGODA
MINNEAPOLIS STAR TRIBUNE
BEAT WRITER

DAVE DITTMAN
TV DIRECTOR

TREVOR FLECK
TV PRODUCER


BRUCE WOLFE
TV GRAPHICS

2012-13
TIMBERWOLVES
MEDIA GUIDE

2011-12 REVIEW



WOLVES UNITED





2011-12

26-40



BACK ROW (L-R):

Player Development Coach Shawn Respert, Michael Beasley, Kevin Love, Nikola Pekovic, Darko Milicic, Brad Miller, Anthony Randolph, Assistant Coach Jack Sikma.

MIDDLE ROW (L-R):

Video Coordinator Adam Johansen, Head Athletic Trainer Gregg Farnam, Strength and Conditioning Coach Keke Lyles, J.J. Barea, Ricky Rubio, Wayne Ellington, Player Development Coach David Adelman, Assistant Coach Terry Porter, Physical Therapist/Assistant Athletic Trainer Andrew Tai, Assistant Coach T.R. Dunn, Assistant Coach Bill Bayno.

FRONT ROW (L-R):

President of Basketball Operations David Kahn, Wes Johnson, Malcolm Lee, Derrick Williams, Head Coach Rick Adelman, Luke Ridnour, Anthony Tolliver, Martell Webster.

PLAYER	G/GS	MIN	FIELD GOALS			3-POINT FG			FREE THROWS			REBOUNDS				AST	PF	STL	BLK	PTS	AVG
			FG	FGA	PCT	FG	FGA	PCT	FT	FTA	PCT	OFF	DEF	TOT							
Love	55/55	2145	474	1059	.448	105	252	.372	379	460	.824	226	508	734		111	152	47	28	1432	26.0
Pekovic	47/35	1264	256	454	.564	0	0	---	139	187	.743	181	165	346		31	98	29	31	651	13.9
Ridnour	53/53	1750	242	550	.440	49	152	.322	106	119	.891	106	119	.891		252	136	56	16	639	12.1
Beasley	47/7	1087	221	497	.445	38	101	.376	61	95	.642	39	168	207		45	83	18	19	541	11.5
Barea	41/11	1032	167	418	.400	53	143	.371	76	98	.776	14	100	114		232	61	21	0	463	11.3
Rubio	41/31	1404	139	389	.357	32	94	.340	126	157	.803	21	150	171		336	97	91	8	436	10.6
Williams	66/15	1418	205	498	.412	37	138	.268	136	195	.697	77	234	311		38	95	30	31	583	8.8
Randolph	34/5	517	94	200	.470	0	1	.000	64	84	.762	42	81	123		19	56	13	35	252	7.4
Webster	47/26	1140	115	272	.423	37	109	.339	57	72	.792	42	126	168		40	86	31	17	324	6.9
Ellington	51/4	973	122	302	.404	35	108	.324	32	40	.800	14	85	99		33	56	26	10	311	6.1
Johnson	65/64	1469	158	397	.398	53	169	.314	24	34	.706	24	153	177		59	115	35	48	393	6.0
Milicic	29/23	472	59	130	.454	0	0	---	16	37	.432	35	62	97		17	59	9	25	134	4.6
Tolliver	51/0	882	71	782	.390	25	101	.248	41	55	.745	50	103	153		22	86	18	19	208	4.1
Lee	19/0	243	23	59	.390	2	10	.200	14	17	.824	9	17	26		31	22	8	4	62	3.3
Miller	15/1	146	9	27	.333	7	15	.467	10	12	.833	4	15	19		24	10	4	2	35	2.3
TIMBERWOLVES	66	15940	2355	5434	.433	473	1423	.332	1281	1662	.771	797	2089	2886		1290	1212	436	293	6464	97.9
OPPONENTS	66	15940	2572	5656	.455	406	1195	.340	1059	1402	.755	771	2096	2867		1422	1435	549	377	6609	100.1

• 2011-12 DAY-BY-DAY •

G#	DATE	OPPONENT	WOLVES/OPP	RECORD	HIGH POINTS	HIGH REBOUNDS	ATTENDANCE
1	12/26	OKLAHOMA CITY	L 100-104	0-1	Beasley - 24	Love - 12	19,406
2	12/27	@ Milwaukee	L 95-98	0-2	Love - 31	Love - 20	17,352
3	12/30	MIAMI	L 101-103	0-3	Love - 25	Love - 17	19,356
4	1/1	DALLAS	W 99-82	1-3	Love - 25	Love - 17	15,115
5	1/2	SAN ANTONIO	W 106-96	2-3	Love - 24	Love - 15	15,514
6	1/4	MEMPHIS	L 86-90	2-4	Love - 27	Love - 14	17,404
7	1/6	CLEVELAND	L 87-98	2-5	Love - 29	Love - 14	16,943
8	1/8	@ Washington	W 93-72	3-5	Love - 20	Love - 16	13,095
9	1/9	@ Toronto	L 87-97	3-6	Barea - 16	Love - 14	14,097
10	1/10	CHICAGO	L 100-111	3-7	Ridnour - 22	Love - 13	19,356
11	1/13	@ New Orleans	W 87-80	4-7	Love - 34	Love - 15	14,295
12	1/14	@ Atlanta	L 91-93	4-8	Love - 30	Love - 13	13,135
13	1/16	SACRAMENTO	W 99-86	5-8	Love - 33	Love - 11	16,159
14	1/18	DETROIT	W 93-85	6-8	Love - 20	Love - 17	15,598
15	1/20	@ L.A. Clippers	W 101-98	7-8	Milicic - 22	Love - 14	19,492
16	1/21	@ Utah	L 98-108	7-9	Rubio - 17	Love, Williams - 8	19,911
17	1/23	HOUSTON	L 92-107	7-10	Love - 39	Love - 11	16,924
18	1/25	@ Dallas	W 105-90	8-10	Love - 31	Love - 11	20,150
19	1/27	SAN ANTONIO	W 87-79	9-10	Love, Rubio - 18	Love - 16	16,699
20	1/29	L.A. LAKERS	L 101-106	9-11	Love - 33	Love - 13	17,551
21	1/30	@ Houston	W 120-108	10-11	Beasley - 34	Rubio - 8	14,264
22	2/1	INDIANA	L 99-109	10-12	Love - 21	Love - 17	15,017
23	2/3	@ New Jersey	W 108-105	11-12	Pekovic - 27	Pekovic - 11	15,069
24	2/4	HOUSTON	W 100-91	12-12	Love - 25	Love - 18	19,356
25	2/7	SACRAMENTO	W 86-84	13-12	Pekovic - 23	Beasley - 14	14,073
26	2/8	@ Memphis	L 80-85	13-13	Barea - 17	Pekovic, Williams - 9	13,287
27	2/10	DALLAS	L 97-104	13-14	Love - 32	Love - 12	17,119
28	2/11	NEW YORK	L 98-100	13-15	Love - 32	Love - 12	20,232
29	2/13	@ Orlando	L 89-102	13-16	Love - 19	Love - 15	18,846
30	2/15	CHARLOTTE	W 102-90	14-16	Love - 30	Love - 18	15,139
31	2/17	@ Houston	W 111-98	15-16	Love - 33	Love - 17	16,836
32	2/19	PHILADELPHIA	W 92-91	16-16	Rubio - 22	Love - 15	18,759
33	2/20	@ Denver	L 101-103 (OT)	16-17	Love - 22	Love - 13	17,236
34	2/22	UTAH	W 100-98	17-17	Barea - 22	Pekovic - 12	18,776
35	2/28	@ L.A. Clippers	W 109-97	18-17	Beasley, Williams - 27	Love, Rubio - 7	19,243
36	2/29	@ L.A. Lakers	L 85-104	18-18	Beasley, Webster - 14	Randolph - 9	18,997
37	3/1	@ Phoenix	L 95-104	18-19	Love - 23	Love - 10	15,071
38	3/3	@ Portland	W 122-110	19-19	Love - 42	Love - 10	20,644
39	3/5	L.A. CLIPPERS	W 95-94	20-19	Love - 39	Love - 17	19,509
40	3/7	PORTLAND	W 106-94	21-19	Love - 29	Love - 16	17,118
41	3/9	L.A. LAKERS	L 102-105	21-20	Pekovic - 25	Pekovic - 13	20,164
42	3/10	NEW ORLEANS	L 89-95	21-21	Love - 31	Love - 16	20,123
43	3/12	@ Phoenix	W 127-124	22-21	Love - 30	Pekovic, Williams - 8	14,568
44	3/15	@ Utah	L 105-111 (OT)	22-22	Love - 25	Love - 16	18,503
45	3/16	@ L.A. Lakers	L 92-97	22-23	Love - 27	Love - 15	18,997
46	3/18	@ Sacramento	L 99-105	22-24	Love - 21	Love - 11	15,616
47	3/19	@ Golden State	W 97-93	23-24	Love - 36	Love - 16	19,596
48	3/21	@ San Antonio	L 100-116	23-25	Barea - 18	Love - 12	18,581
49	3/23	@ Oklahoma City	L 140-149 (2OT)	23-26	Love - 51	Love - 14	18,203
50	3/25	DENVER	W 117-100	24-26	Love - 30	Love - 21	20,023
51	3/27	@ Memphis	L 86-93	24-27	Love - 28	Love - 11	14,796
52	3/28	@ Charlotte	W 88-83	25-27	Love - 40	Love - 19	10,540
53	3/30	BOSTON	L 79-100	25-28	Love - 22	Love - 11	19,356
54	4/1	@ Portland	L 106-119	25-29	Love - 26	Love - 9	20,359
55	4/2	@ Sacramento	L 108-116	25-30	Love - 23	Love - 7	17,161
56	4/4	GOLDEN STATE	L 94-97	25-31	Love - 29	Love - 12	12,279
57	4/7	@ New Orleans	L 90-99	25-32	Love - 29	Love - 12	15,520
58	4/9	PHOENIX	L 90-114	25-33	Love - 25	Love - 13	17,274
59	4/11	@ Denver	L 107-113	25-34	Randolph - 28	Williams - 8	15,823
60	4/12	L.A. CLIPPERS	L 82-95	25-35	Pekovic - 17	Beasley - 10	16,016
61	4/14	OKLAHOMA CITY	L 110-115	25-36	Beasley - 26	Pekovic - 13	19,552
62	4/16	@ Indiana	L 88-111	25-37	Barea - 14	Williams - 10	11,845
63	4/17	MEMPHIS	L 84-91	25-38	Barea - 28	Pekovic - 11	16,709
64	4/19	@ Detroit	W 91-80	26-38	Pekovic - 23	Randolph - 10	12,458
65	4/22	GOLDEN STATE	L 88-93	26-39	Pekovic - 19	Pekovic - 16	15,872
66	4/26	DENVER	L 102-131	26-40	Barea - 20	Pekovic - 10	14,824

• 2011-12 SEASON SUMMARY •

WOLVES VS. THE NBA IN 2011-12

	RECORD	HOME	ROAD	OT
OVERALL	26-40	13-20	13-20	0-3
Atlantic	2-3	1-2	1-1	
Central	2-5	1-3	1-2	
Southeast	3-3	1-1	2-2	
EASTERN	7-11	3-6	4-5	
Southwest	8-9	4-5	4-4	
Northwest	4-9	3-3	1-6	0-3
Pacific	7-11	3-6	4-5	
WESTERN	19-29	10-14	9-15	0-3
Head Coach: Rick Adelman				
Overall: 21 Years; 971-656 (.597)				
W/Club: 1 Year; 26-40 (.394)				

TEAM WINNING & LOSING STREAKS

	OVERALL	HOME	ROAD
Long:	Loss-2	Loss-8	Win-1
	Win-3	Win-5	Win-3
	Loss-11	Loss-8	Loss-5
Last:	Win-4/19 at Detroit, 91-80	Win-3/25 vs. Denver, 117-100	Win-4/19 at Detroit, 91-80
	Loss-4-26 vs. Denver, 102-131	Loss-4-26 vs. Denver, 102-131	Loss-4/16 at Indiana, 88-111

	WON	LOST	OFFENSE	Vs OPP	HOME ATTENDANCE
Oct.			100+ 14-14	If Opp W/L to date:	43 Games
Nov.			100< 12-26	.500+ 13-26	577,197 Total
Dec.	0	3		.500- 13-14	17,491 Average
Jan.	10	8	DEFENSE		20,232 High
Feb.	8	7	100+ 5-26		11 Sellouts
Mar.	7	10	100< 21-14		
Apr.	1	12			

WOLVES MARGINS OF VICTORY/DEFEAT

MARGINS	1	2	3	4	5	6	7	8	9	10	11	12	13	14	15	16	17	18	19	20	21	22	23
Won By:	2	2	3	1	1	1	2	1	1	1	5	2	1	2	1						1		
Lost By:		4	3	2	5	3	3	1	3	3	2	3	1	2				1		1	1		

MARGINS	24	25	26	27	28	29	30	31	32	33	34	35	36	37	38	39	40	41	42	43	44	45	46+
Won By:																							
Lost By:	1					1																	

At Start Of:	OVERALL	HOME	ROAD	FG%	OVERALL	HOME	ROAD
2nd- Ahead:	15-13	7-7	8-6	-44%	13-33	7-17	6-16
Behind:	10-25	5-12	5-13	45-49%	6-5	4-2	2-3
Tied:	1-2	1-1	0-1	50-54%	3-2	1-1	2-1
3rd-Ahead:	13-9	7-7	6-2	55-59%	4-0	1-0	3-0
Behind:	13-30	6-13	7-17	+60%	0-0	0-0	0-0
Tied:	0-1	0-0	0-1				
4th-Ahead:	20-4	9-3	11-1				
Behind:	5-35	3-16	2-19				
Tied:	1-1	1-1	0-0				

• 2011-12 TEAM NOTES •

STARTING LINEUPS

Game #s	Forward	Forward	Center	Guard	Guard	Rec
1-7	Beasley	Love	Milicic	Ridnour	Johnson	2-5
8-10	Johnson	Love	Milicic	Ridnour	Ellington	1-2
11-16, 22-23, 39-40	Johnson	Love	Milicic	Rubio	Ridnour	7-3
17	Williams	Love	Milicic	Rubio	Ridnour	0-1
18	Williams	Love	Milicic	Rubio	Ellington	1-0
19-21, 24, 27-28, 30-35, 37-38	Johnson	Love	Pekovic	Rubio	Ridnour	9-5
25-26, 36, 41	Johnson	Williams	Pekovic	Rubio	Ridnour	1-3
29	Johnson	Love	Pekovic	Rubio	Webster	0-1
42-45, 47	Johnson	Love	Pekovic	Ridnour	Webster	2-3
46	Johnson	Love	Milicic	Ridnour	Webster	0-1
48-54	Johnson	Williams	Love	Ridnour	Webster	2-5
55	Johnson	Love	Miller	Barea	Webster	0-1
56-59	Johnson	Love	Pekovic	Barea	Webster	0-4
60-61	Johnson	Williams	Pekovic	Barea	Webster	0-2
62-66	Johnson	Randolph	Pekovic	Barea	Webster	1-4

GAME LEADERS

	TIMES LED TEAM			DOUBLE FIGURES					DOUBLE-DOUBLES	
	Pts	Reb	Ast	10+ Pts	20+ Pts	30+ Pts	10+ Reb	10+ Ast	Pt/Reb	Pt/Ast
Jose Barea	7	0	1-9	24	5	0	1	8	*1	7
Michael Beasley	5	2	0	26	6	1	5	0	4	0
Wayne Ellington	0	0	0	16	0	0	0	0	0	0
Wes Johnson	0	0	0	9	0	0	0	0	0	0
Malcolm Lee	0	0	1	0	0	0	0	0	0	0
Kevin Love	43	50	0	54	46	19	48	0	48	0
Darko Milicic	1	0	0	6	1	0	0	0	0	0
Brad Miller	0	0	1	1	0	0	0	0	0	0
Nikola Pekovic	6	9	0	36	11	1	16	16	16	0
Anthony Randolph	1	2	0	9	2	0	2	0	2	0
Luke Ridnour	1	0	18	36	6	0	0	5	0	5
Ricky Rubio	3	2	33	24	1	0	0	15	0	12
Anthony Tolliver	0	0	0	9	1	0	1	0	1	0
Martell Webster	1	0	0	15	1	0	1	0	0	0
Derrick Williams	1	5	0	27	4	0	4	0	2	0

BY THE NUMBERS

14-14	when scoring 100+ points	5-26	when allowing 100+ points
12-26	when scoring less than 100	21-14	when allowing less than 100
14-7	when shooting 45%+	9-23	when allowing 45%+
12-33	when shooting less than 45%	17-17	when allowing less than 45%
18-5	when outshooting their foe or even	20-17	when outrebounding their foe or tied
8-35	when being outshot	6-23	when being outrebounded
13-18	when committing <15 TOs	11-5	when making 10+ three-pointers
13-22	when committing 15+ TOs	13-35	when making <10 three-pointers
21-5	when leading or tied after 3 quarters	13-16	in games decided by 10+ points
5-35	when trailing after 3 quarters	13-24	in games decided by <10 points



• 2011-12 GAME-BY-GAME STATS •

DATE	OPPONENT	FG-FGA	FG%	3P-3PA	3P%	FT-FTA	FT%	OR	DR	TR	AST	PF	STL	TO	BLK	PTS
D26	OKLAHOMA CITY	39-87	.448	3-22	.136	19-26	.731	10	30	40	22	24	4	12	2	100
D27	@ Milwaukee	28-70	.400	6-14	.429	33-45	.733	16	38	54	14	24	6	26	0	95
D30	MIAMI	39-83	.470	11-29	.379	12-20	.600	12	37	49	21	22	11	25	4	101
J1	DALLAS	36-85	.424	10-22	.455	17-24	.708	17	37	54	15	17	7	17	3	99
J2	SAN ANTONIO	41-71	.577	12-21	.571	12-15	.800	7	31	38	18	18	4	19	7	106
J4	MEMPHIS	33-82	.402	7-21	.333	13-24	.542	17	33	50	15	20	5	17	3	86
J6	CLEVELAND	31-79	.392	4-20	.200	21-31	.677	12	31	43	15	19	8	16	4	87
J8	@ Washington	36-80	.450	10-26	.385	11-15	.733	10	34	44	22	18	8	17	7	93
J9	@ Toronto	27-80	.338	7-24	.292	26-33	.788	15	24	39	14	26	8	16	4	87
J10	CHICAGO	33-78	.423	8-22	.364	26-32	.813	7	23	30	18	17	10	11	4	100
J13	@ New Orleans	24-70	.343	6-25	.240	33-38	.868	12	36	48	11	19	5	17	5	87
J14	@ Atlanta	38-85	.447	4-21	.190	11-12	.917	10	30	40	21	21	12	15	4	91
J16	SACRAMENTO	37-80	.463	10-26	.385	15-19	.789	9	29	38	24	20	11	13	8	99
J18	DETROIT	30-75	.400	8-23	.348	25-34	.735	13	31	44	14	19	11	15	4	93
J20	@ L.A. Clippers	36-81	.444	6-15	.400	23-33	.697	10	29	39	21	22	8	11	3	101
J21	@ Utah	37-83	.446	8-21	.381	16-21	.762	13	22	35	17	20	10	11	3	98
J23	HOUSTON	33-80	.413	5-12	.417	21-27	.778	7	33	40	22	20	9	20	1	92
J25	@ Dallas	34-77	.442	9-21	.429	28-33	.848	11	38	49	20	12	10	16	12	105
J27	SAN ANTONIO	36-82	.439	2-9	.222	13-18	.722	10	36	46	18	10	7	10	1	87
J29	L.A. LAKERS	40-104	.385	5-21	.238	16-23	.696	24	28	52	19	19	5	4	6	101
J30	@ Houston	43-74	.581	6-17	.353	28-31	.903	7	33	40	18	21	6	18	3	120
F1	INDIANA	34-91	.374	3-17	.176	28-37	.757	14	37	51	16	25	5	16	4	99
F3	@ New Jersey	36-82	.439	7-16	.438	29-32	.906	16	31	47	24	18	9	16	3	108
F4	HOUSTON	37-82	.451	6-20	.300	20-23	.870	14	34	48	21	15	7	17	2	100
F7	SACRAMENTO	32-79	.405	4-14	.286	18-28	.643	12	37	49	21	20	11	16	6	86
F8	@ Memphis	31-79	.392	4-19	.211	14-19	.737	10	37	47	16	15	10	16	5	80
F10	DALLAS	32-79	.405	6-23	.261	27-31	.871	13	34	47	20	21	7	28	1	97
F11	NEW YORK	37-84	.440	6-19	.316	18-19	.947	10	36	46	18	21	9	23	4	98
F13	@ Orlando	33-80	.413	6-21	.286	17-25	.680	13	37	50	14	17	3	18	5	89
F15	CHARLOTT	43-85	.506	4-16	.250	12-16	.750	11	35	46	26	15	9	13	6	102
F17	@ Houston	43-77	.558	5-15	.333	20-23	.870	13	31	44	24	12	7	19	8	111
F19	PHILADELPHIA	33-85	.388	3-16	.188	23-26	.885	14	34	48	13	12	4	10	6	92
F20	@ Denver	36-99	.364	6-27	.222	23-24	.958	16	34	50	23	24	7	15	8	101
F22	UTAH	31-77	.403	11-22	.500	27-38	.711	19	29	48	20	19	5	18	3	100
F28	@ L.A. Clippers	40-78	.513	10-22	.455	19-27	.704	9	30	39	27	18	4	10	1	109
F29	@ L.A. Lakers	35-89	.393	5-19	.263	10-18	.556	12	32	44	22	17	7	14	1	85
M1	@ Phoenix	34-86	.395	1-13	.077	26-32	.813	16	21	37	14	20	12	12	6	95
M3	@ Portland	43-80	.538	12-23	.522	24-28	.857	10	27	37	20	20	4	14	3	122
M5	L.A. CLIPPERS	32-80	.400	11-28	.393	20-27	.741	14	29	43	19	21	2	12	3	95
M7	PORTLAND	37-78	.474	13-23	.565	19-26	.731	15	32	47	23	12	5	13	1	106

DATE	OPPONENT	FG-FGA	FG%	3P-3PA	3P%	FT-FTA	FT%	OR	DR	TR	AST	PF	STL	TO	BLK	PTS
M9	L.A. LAKERS	37-81	.457	8-20	.400	20-26	.769	10	24	34	19	20	9	13	5	102
M10	NEW ORLEANS	33-80	.413	5-23	.217	18-25	.720	16	31	47	19	19	5	17	4	89
M12	@ Phoenix	50-89	.562	14-22	.636	13-21	.619	12	27	39	30	22	4	11	3	127
M15	@ Utah	36-83	.434	9-27	.333	24-33	.727	9	38	47	22	22	8	18	5	105
M16	@ L.A. Lakers	37-92	.402	4-22	.182	14-20	.700	18	37	55	21	21	7	12	2	92
M18	@ Sacramento	38-92	.413	6-25	.240	17-17	1.000	17	34	51	18	19	5	21	5	99
M19	@ Golden State	35-74	.473	9-21	.429	18-23	.783	9	39	48	24	14	5	17	5	97
M21	@ San Antonio	39-88	.443	7-22	.318	15-20	.750	9	32	41	20	19	8	14	4	100
M23	@ Oklahoma City	49-100	.490	14-36	.389	28-36	.778	11	32	43	24	17	6	17	4	140
M25	DENVER	45-99	.455	12-35	.343	15-15	1.000	18	24	42	25	19	6	9	5	117
M27	@ Memphis	33-85	.388	9-29	.310	11-13	.846	12	28	40	13	21	7	14	8	86
M28	@ Charlotte	33-81	.407	8-21	.381	14-20	.700	13	37	50	22	17	3	14	3	88
M30	BOSTON	26-75	.347	6-24	.250	21-25	.840	14	31	45	15	13	5	21	1	79
A1	@ Portland	36-78	.462	5-21	.238	29-35	.829	8	28	36	16	19	7	8	4	106
A2	@ Sacramento	39-81	.481	11-21	.524	19-26	.731	11	24	35	23	22	6	12	4	108
A4	GOLDEN STATE	37-87	.425	9-31	.290	11-16	.688	13	36	49	20	14	5	19	5	94
A7	@ New Orleans	33-81	.407	10-25	.400	14-18	.778	9	24	33	20	17	6	11	7	90
A9	PHOENIX	32-83	.386	6-22	.273	20-23	.870	10	27	37	17	19	7	14	2	90
A11	@ Denver	42-84	.500	8-24	.333	15-18	.833	10	26	36	27	23	5	15	9	107
A12	L.A. CLIPPERS	31-77	.403	5-21	.238	15-22	.682	12	33	45	20	12	4	17	6	82
A14	OKLAHOMA CITY	42-84	.500	4-11	.364	22-34	.647	10	29	39	19	23	7	13	4	110
A16	@ Indiana	32-87	.368	7-25	.280	17-25	.680	10	35	45	16	20	4	10	6	88
A17	MEMPHIS	26-73	.356	7-22	.318	25-30	.833	14	32	46	16	12	6	18	7	84
A19	@ Detroit	34-73	.466	3-15	.200	20-28	.714	5	43	48	24	11	3	14	7	91
A22	GOLDEN STATE	30-82	.366	7-26	.269	21-21	1.000	9	37	46	18	13	1	13	10	88
A26	DENVER	40-89	.449	10-27	.370	12-19	.632	8	21	29	22	14	5	13	4	102

Season Totals	2355-5434.433	473-1423	.332	1281-1662.771	797	2089	2886	1290	1212	436	1001	293	6464
Season Averages	35.7-82.3	7.2-21.6		19.4-25.2	12.1	31.7	43.7	19.5	18.4	6.6	15.2	4.4	97.9

• 2011-12 SEASON SUPERLATIVES •

WOLVES INDIVIDUAL HIGHS

Points	51	Kevin Love at Oklahoma City (3/23/12) 2OT
Field Goals Made	16	Kevin Love at Oklahoma City (3/23/12) 2OT
Field Goals Attempted	31	Kevin Love at Charlotte (3/28/12)
Field Goal Percentage (Min. 10 FGM)	.786	(11-14) Nikola Pekovic at New Jersey (2/3/12)
3-Point Field Goals Made	7	Kevin Love at Oklahoma City (3/23/12) 2OT
3-Point Field Goals Attempted	11	Kevin Love at Oklahoma City (3/23/12) 2OT
Free Throws Made	19	Kevin Love at Milwaukee (12/27/11)
Free Throws Attempted	24	Kevin Love at Milwaukee (12/27/11)
Free Throw Percentage (Min. 10 FTM)	1.000	(14-14) Kevin Love vs. Dallas (2/10/12)
Total Rebounds	21	Kevin Love vs. New York (2/11/12); Kevin Love vs. Denver (3/25/12)
Offensive Rebounds	9	Kevin Love at Milwaukee (12/27/11); Nikola Pekovic at Houston (2/17/12)
Defensive Rebounds	18	Kevin Love vs. New York (2/10/12)
Assists	15	Jose Barea at Denver (4/11/12)
Steals	6	Ricky Rubio vs. Detroit (1/18/12); Ricky Rubio at New Jersey (2/3/12)
Turnovers	7	(4x) MR: Jose Barea vs. L.A. Clipper (4/12/12)
Blocked Shots	7	Darko Milicic at Dallas (1/25/12)
Minutes Played	49:19	Kevin Love at Oklahoma City (3/23/12) 2OT

OPPONENT INDIVIDUAL HIGHS

Points	45	Russell Westbrook at Oklahoma City (3/23/12) 2OT
Field Goals Made	17	Russell Westbrook at Oklahoma City (3/23/12) 2OT
Field Goals Attempted	29	Kobe Bryant vs. L.A. Lakers (1/29/12); Al Harrington at Denver (2/20/12) OT
Field Goal Percentage (Min. 10 FGM)	.750	(12-16) Jason Smith at New Orleans (4/7/12)
3-Point Field Goals Made	8	Anthony Morrow at New Jersey (2/3/12)
3-Point Field Goals Attempted	11	Anthony Morrow at New Jersey (2/3/12)
Free Throws Made	13	Danny Granger vs. Indiana (2/1/12)
Free Throws Attempted	15	Danny Granger vs. Indiana (2/1/12)
Free Throw Percentage (Min. 10 FTM)	1.000	Kobe Bryant vs. L.A. Lakers (3/9/12)
Total Rebounds	17	Kevin Durant at Oklahoma City (3/23/12) 2OT
Offensive Rebounds	8	(4x) MR: Blake Griffin vs. L.A. Clippers (4/12/12)
Defensive Rebounds	15	Kevin Durant at Oklahoma City (3/23/12) 2OT
Assists	17	Steve Nash at Phoenix (3/1/12); Rajon Rondo vs. Boston (3/30/12)
Steals	8	Paul Millsap at Utah (3/15/12) OT
Turnovers	8	Jason Kidd vs. Dallas (2/10/12)
Blocked Shots	5	(3x) MR: Roy Hibbert at Indiana (4/16/12)
Minutes Played	52:24	Kevin Durant at Oklahoma City (3/23/12) 2OT

WOLVES HIGHS

Points, Game	140	at Oklahoma City (3/23/12) 2 OT
Points, 1st Half	68	vs. Denver (3/25/12)
Points, 2nd Half	66	at Houston (1/30/12)
Points, 1st Quarter	40	at Portland (3/3/12)
Points, 2nd Quarter	35	(2x) MR: vs. Denver (3/25/12)
Points, 3rd Quarter	42	at Houston (1/30/12)
Points, 4th Quarter	38	at Portland (3/3/12)
Points, Overtime	13	at Oklahoma City (3/23/12)

Field Goals Made	50	at Phoenix (3/12/12)
Field Goals Att	104	vs. L.A. Lakers (1/29/12)
Field Goal Pct	.581	(43-74) at Houston (1/30/12)

3-Pt Field Goals Made	14	(2x) MR: at OKC (3/23/12) 2OT
3-Pt Field Goals Att	36	at Oklahoma City (3/23/12) 2OT
3-Pt Field Goal Pct	.636	(14-22) at Phoenix (3/12/12)

Free Throws Made	33	(2x) MR: at N.O. (1/13/12)
Free Throws Att	45	at Milwaukee (12/27/11)
Free Throw Pct	1.000	(21-21) vs. Golden State (4/22/12)

Total Rebounds	55	at L.A. Lakers (3/16/12)
Offensive Rebounds	24	vs. L.A. Lakers (1/29/12)
Defensive Rebounds	43	at Detroit (4/19/12)

Assists	30	at Phoenix (3/12/12)
Steals	12	(2x) MR: at Phoenix (3/1/12)
Turnovers	28	vs. Dallas (2/10/12)
Blocked Shots	12	at Dallas (1/25/12)
Personal Fouls	26	at Toronto (1/9/12)

OPPONENT HIGHS

Points, Game	149	at Oklahoma City (2/23/12) 2OT
Points, 1st Half	68	at Denver (4/11/12)
Points, 2nd Half	70	vs. Denver (4/26/12)
Points, 1st Quarter	37	at Denver (4/11/12)
Points, 2nd Quarter	34	vs. San Antonio (1/2/12)
Points, 3rd Quarter	38	vs. Golden State (4/4/12)
Points, 4th Quarter	38	vs. Denver (4/26/12)
Points, Overtime	12	at Utah (3/15/12)

Field Goals Made	60	at Oklahoma City (3/23/12) 2OT
Field Goals Att	113	at Oklahoma City (3/23/12) 2OT
Field Goal Pct	.629	(56-89) vs. Denver (4/26/12)

3-Pt Field Goals Made	12	(2x) MR: vs. Clippers (4/12/12)
3-Pt Field Goals Att	31	vs. Clippers (4/12/12)
3-Pt Field Goal Pct	.550	(11-20) vs. Chicago (1/10/12)

Free Throws Made	29	at Oklahoma City (3/23/12)
Free Throws Att	35	at Denver (2/20/12) OT
Free Throw Pct	.950	(19-20) at OKC (3/23/12)

Total Rebounds	59	at Memphis (2/8/12)
Offensive Rebounds	21	at Memphis (2/8/12)
Defensive Rebounds	44	at Indiana (4/16/12)

Assists	30	(2x) MR: vs. Denver (4/26/12)
Steals	16	vs. Dallas (2/10/12)
Turnovers	20	(2x) MR: vs. New York (2/11/12)
Blocked Shots	12	at L.A. Lakers (3/16/12)
Personal Fouls	32	at New Orleans (1/13/12)

WOLVES LOWS

Points	79	vs. Boston (3/30/12)
Field Goals Made	30	at Indiana (4/12/12)
Field Goals Attempted	28	vs. Memphis (4/17/12)
Field Goal Percentage	13	at Indiana (4/12/12)
3-Point Field Goals Made	13	at Memphis (2/8/12)
3-Point Field Goals Attempted	13	vs. Memphis (4/17/12)
Free Throws Made	11	vs. New York (2/11/12)
Free Throws Attempted	6	at Utah (3/12/12)

Field Goals Att	70	at New Orleans (1/13/12)
Field Goal Pct	.338	(2x) MR: at New Orleans (1/13/12) (27-80) at Toronto (1/9/12)

3-Pt Field Goals Made	1	at Phoenix (3/1/12)
3-Pt Field Goals Att	9	vs. San Antonio (1/27/12)
3-Pt Field Goal Pct	.077	(1-13) at Phoenix (3/1/12)

Free Throws Made	10	at L.A. Lakers (2/29/12)
Free Throws Att	12	at Atlanta (1/14/12)
Free Throw Pct	.542	(13-24) vs. Memphis (1/4/12)

Total Rebounds	29	vs. Denver (4/26/12)
Offensive Rebounds	5	at Detroit (4/19/12)
Defensive Rebounds	21	(2x) MR: vs. Denver (4/26/12)

Assists	11	at New Orleans (1/13/12)
Steals	1	vs. Golden State (4/22/12)
Turnovers	4	vs. L.A. Lakers (1/29/12)
Blocked Shots	0	at Milwaukee (12/27/11)
Personal Fouls	10	vs. San Antonio (1/27/12)

OPPONENT LOWS

Points, Game	72	at Washington (1/8/12)
Points, 1st Half	31	at Detroit (4/19/12)
Points, 2nd Half	36	(3x) MR: vs. Memphis (4/17/12)
Points, 1st Quarter	14	at Golden State (3/19/12)
Points, 2nd Quarter	15	at Detroit (4/19/12)
Points, 3rd Quarter	13	at New Orleans (1/13/12)
Points, 4th Quarter	12	at Washington (1/8/12)
Points, Overtime	10	at Denver (2/20/12)

Field Goals Made	29	vs. Dallas (1/1/12)
Field Goals Att	71	at L.A. Clippers (1/20/12)
Field Goal Pct	.345	(30-87) at Washington (1/8/12)

3-Pt Field Goals Made	0	at Memphis (3/27/12)
3-Pt Field Goals Att	7	(2x) MR: vs. New Orleans (3/10/12)
3-Pt Field Goal Pct	.000	(0-11) at Memphis (3/27/12)

Free Throws Made	3	vs. Portland (3/7/12)
Free Throws Att	4	vs. Portland (3/7/12)
Free Throw Pct	.467	(7-15) vs. Charlotte (2/15/12)

Total Rebounds	26	at Houston (2/17/12)
Offensive Rebounds	2	vs. San Antonio (1/27/12)
Defensive Rebounds	18	at Houston (2/17/12)

Assists	12	at L.A. clippers (1/20/12)
Steals	0	vs. L.A. Lakers (1/29/12)
Turnovers	7	at Phoenix (3/12/12)
Blocked Shots	1	vs. New York (2/11/12)
Personal Fouls	14	at Atlanta (1/14/12)

• 2011-12 TOP INDIVIDUAL PERFORMANCES •

POINTS

51	Kevin Love, 3/23 at OKC
42	Kevin Love, 3/3 at Por.
40	Kevin Love, 3/28 at Cha.
39	Kevin Love, 3/5 vs. LAC
39	Kevin Love, 1/23 vs. Hou.
36	Kevin Love, 3/19 at G.S.
34	Michael Beasley, 1/30 at Hou.
34	Kevin Love, 1/13 at N.O.
33	Kevin Love, 2/17 at Hou.
33	Kevin Love, 1/29 vs. LAL
33	Kevin Love, 1/16 vs. Sac.

FIELD GOALS

16	Kevin Love, 3/23 at OKC
15	Kevin Love, 3/3 at Por.
14	Kevin Love, 3/28 at Cha.
13	MR: Michael Beasley, 4/14 vs. OKC

FREE THROWS

19	Kevin Love, 12/27 at Mil.
17	Kevin Love, 1/13 at N.O.
14	Kevin Love, 2/10 vs. Dal.
12	Kevin Love, 3/23 at OKC
12	Michael Beasley, 1/30 at Hou.

3-PT. FIELD GOALS

7	Kevin Love, 3/23 at OKC
5	Jose Barea, 4/17 vs. Mem.
5	Kevin Love, 3/12 at Pho.
5	Kevin Love, 3/5 vs. LAC
5	Kevin Love, 3/3 at Por.
5	Jose Barea, 2/22 vs. Utah
5	Kevin Love, 1/23 vs. Hou.
5	Kevin Love, 1/1 vs. Dal.

TOTAL REBOUNDS

21	Kevin Love, 3/25 vs. Den.
21	Kevin Love, 2/11 vs. N.Y.
20	Kevin Love, 12/27 at Mil.
19	Kevin Love, 3/28 at Cha.
18	Kevin Love, 2/15 vs. Cha.
18	Kevin Love, 2/4 vs. Hou.
17	Kevin Love, 3/19 at G.S.
17	Kevin Love, 3/5 vs. LAC
17	Kevin Love, 2/17 at Hou.
17	Kevin Love, 2/1 vs. Ind.
17	Kevin Love, 1/18 vs. Det.
17	Kevin Love, 1/1 vs. Dal.

OFFENSIVE REBOUNDS

9	Nikola Pekovic, 2/17 at Hou.
9	Kevin Love, 12/27 at Mil.
8	Nikola Pekovic, 2/22 vs. Utah
8	Kevin Love, 1/4 vs. Mem.

DEFENSIVE REBOUNDS

18	Kevin Love, 2/11 vs. N.Y.
14	Kevin Love, 3/25 vs. Den.
14	Kevin Love, 3/15 at Utah
14	Kevin Love, 2/17 at Hou.
14	Kevin Love, 2/15 vs. Cha.
14	Kevin Love, 1/27 vs. S.A.
14	Kevin Love, 1/8 at Was.

ASSISTS

15	Jose Barea, 4/11 at Den.
14	Luke Ridnour, 3/28 at Cha.
14	Jose Barea, 3/23 at OKC
14	Ricky Rubio, 2/7 vs. Sac.
14	Ricky Rubio, 1/8 at Was.
13	Luke Ridnour, 3/15 at Utah
12	Jose Barea, 4/22 vs. G.S.
12	Jose Barea, 4/19 at Det.
12	Ricky Rubio, 3/3 at Por.
12	Ricky Rubio, 1/25 at Dal.
12	Ricky Rubio, 1/23 vs. Hou.
12	Ricky Rubio, 1/14 at Atl.
12	Ricky Rubio, 1/10 vs. Chi.
12	Ricky Rubio, 12/30 vs. Mia.

STEALS

6	Ricky Rubio, 2/3 at N.J.
6	Ricky Rubio, 1/18 vs. Det.
5	Ricky Rubio, 2/7 vs. Sac.
5	Ricky Rubio, 1/14 at Atl.

BLOCKED SHOTS

7	Darko Milicic, 1/25 at Dal.
5	Anthony Randolph, 4/22 vs. G.S.
5	Anthony Randolph, 4/11 at Den.
4	Kevin Love, 3/27 at Mem.

TURNOVERS

7	Jose Barea, 4/12 vs. LAC
7	Jose Barea, 4/4 vs. G.S.
7	Jose Barea, 2/13 at Orl.
7	Ricky Rubio, 1/25 at Dal.

MINUTES PLAYED

49	Kevin Love, 3/23 at OKC
48	Jose Barea, 4/22 vs. G.S.
48	Luke Ridnour, 3/23 at OKC
48	Kevin Love, 2/20 at Den.
47	Jose Barea, 3/23 at OKC

• 2011-12 INDIVIDUAL HIGHS •

PLAYER	MINUTES	FIELD GOALS	FREE THROWS	OFFENSIVE REBOUNDS	TOTAL REBOUNDS	ASSISTS	STEALS	TURNOVERS	BLOCKED SHOTS	POINTS
JOSE JUAN BAREA	48C Apr. 22 vs G.S.	10 (2) Apr. 17 vs Mem.	6 (2) Feb. 8 at Mem.	2 (3) Apr. 4 vs G.S.	9C Mar. 23 at OKC.	10T Mar. 23 at OKC.	15C Apr. 11 at Den.	3 (2) Apr. 14 vs OKC.	7C(3) Apr. 12 vs LA-C	28 Apr. 17 vs Mem.
MICHAEL BEASLEY	43 Jan. 2 vs S.A.	13 Apr. 14 vs OKC.	12C Jan. 30 at Hou.	4 Mar. 18 at Sac.	11 Feb. 7 vs Sac.	14 Feb. 7 vs Sac.	4 Apr. 19 at Det.	2 (4) Apr. 14 vs OKC.	5 (2) Apr. 16 at Ind.	34 Jan. 30 at Hou.
WAYNE ELLINGTON	39 Jan. 25 at Dall.	7 (3) Apr. 4 vs G.S.	5 Jan. 25 at Dall.	2 (2) Apr. 4 vs G.S.	6T(2) Apr. 17 vs Mem.	7T(2) Apr. 17 vs Mem.	4 Apr. 2 at Sac.	3T(3) Mar. 21 at S.A.	4 Mar. 10 vs N.O.	17 (2) Apr. 4 vs G.S.
WESLEY JOHNSON	38 Apr. 4 vs G.S.	8 Mar. 7 vs Port.	3 Apr. 14 vs OKC.	3T Mar. 7 vs Port.	8C Feb. 3 at N.J.	8T(2) Feb. 3 at N.J.	3 (5) Apr. 11 at Den.	4T Mar. 9 vs LA-L	6C Jan. 30 at Hou.	19 Mar. 7 vs Port.
MALCOLM LEE	23C Apr. 9 vs Phoe.	4C Apr. 16 at Ind.	3C Apr. 9 vs Phoe.	2C(2) Apr. 26 vs Den.	3C Apr. 1 at Port.	4C Apr. 1 at Port.	5C Apr. 9 vs Phoe.	2C Apr. 1 at Port.	3C Apr. 4 vs G.S.	9C Apr. 16 at Ind.
KEVIN LOVE	49C Mar. 23 at OKC.	16C Mar. 23 at OKC.	19C Dec. 27 at Milw.	9 Dec. 27 at Milw.	18 Feb. 11 vs N.Y.	21 (2) Mar. 25 vs G.S.	5 (3) Apr. 4 vs G.S.	3T(3) Feb. 22 vs Utah	6T(4) Feb. 4 vs Hou.	51C Mar. 23 at OKC.
DARKO MILICIC	34 Jan. 20 at LA-C	10 Jan. 20 at LA-C	4 Dec. 26 vs OKC.	5 Jan. 20 at LA-C	8 Dec. 27 at Milw.	9 Dec. 27 at Milw.	5T Feb. 28 at LA-C	2 Jan. 16 vs Sac.	5 Dec. 27 at Milw.	22 Jan. 20 at LA-C
BRAD MILLER	25 Apr. 16 at Ind.	4 Apr. 2 at Sac.	3 Jan. 29 vs LA-L	2 Apr. 17 vs Mem.	4 Apr. 26 vs Den.	4 Apr. 26 vs Den.	6 Apr. 2 at Sac.	2 Apr. 26 vs Den.	3 Apr. 4 vs G.S.	11 Apr. 2 at Sac.
NIKOLA PEKOVIC	44C Feb. 15 vs Cha.	13C Feb. 17 at Hou.	9C(3) Mar. 9 vs LA-L	9C Feb. 17 at Hou.	13C Apr. 22 vs G.S.	16C Apr. 22 vs G.S.	2T(9) Apr. 22 vs G.S.	3C(2) Feb. 17 at Hou.	6T Feb. 17 at Hou.	30C Feb. 17 at Hou.
ANTHONY RANDOLPH	34 (2) Apr. 22 vs G.S.	11 Apr. 11 at Den.	8 Apr. 22 vs G.S.	6 Mar. 18 at Sac.	9 (2) Apr. 19 at Det.	11 Apr. 14 vs OKC.	3 Apr. 26 vs Den.	3 Mar. 15 at Utah	4 Apr. 22 vs G.S.	28 Apr. 11 at Den.
LUKE RIDNOUR	48T Mar. 23 at OKC.	10 Jan. 16 at LA-C	7 Jan. 20 at LA-C	2 (4) Mar. 28 at Cha.	6 (2) Feb. 17 at Hou.	6 (4) Mar. 3 at Port.	14 Mar. 28 at Cha.	3 (7) Apr. 1 at Port.	5 Mar. 18 at Sac.	25 (2) Mar. 25 vs Den.
RICKY RUBIO	46C Jan. 25 at Dall.	7C(3) Feb. 19 vs Phil.	8C Jan. 25 at Dall.	4C Mar. 5 vs LA-C	8C Jan. 30 at Hou.	8C(2) Jan. 30 at Hou.	14C(2) Feb. 7 vs Sac.	6C(2) Feb. 3 at N.J.	7C Jan. 25 at Dall.	22C Feb. 19 vs Phil.
ANTHONY TOLLIVER	44 Mar. 23 at OKC.	9 Mar. 23 at OKC.	4 (3) Apr. 2 at Sac.	4 (2) Mar. 23 at OKC.	8 Mar. 28 at Cha.	11 Mar. 28 at Cha.	3 Mar. 25 vs Den.	2 (5) Apr. 17 vs Mem.	4C Mar. 28 at Cha.	23 Mar. 23 at OKC.
MARTELL WEBSTER	41 Mar. 28 at Cha.	7 (2) Apr. 22 vs G.S.	5 (2) Mar. 18 at Sac.	5C Mar. 27 at Mem.	8 Apr. 4 vs G.S.	10 Mar. 27 at Mem.	6C Mar. 12 at Phoe.	2 (8) Apr. 11 at Den.	3 (5) Apr. 1 at Port.	21 Mar. 3 at Port.
DERRICK WILLIAMS	43C Mar. 9 vs LA-L	10C Apr. 11 at Den.	7C Apr. 16 at Ind.	4C Jan. 21 at Utah	11C(2) Mar. 19 at G.S.	11C(2) Mar. 19 at G.S.	3C(2) Mar. 25 vs Den.	3C(2) Mar. 1 at Phoe.	5C(2) Apr. 11 at Den.	27C(2) Apr. 11 at Den.
TIMBERWOLVES High Games	290 Mar. 23 at OKC.	50 Mar. 12 at Phoe.	33 (2) Jan. 13 at N.O.	24 Jan. 29 vs LA-L	43 Apr. 19 at Det.	55 Mar. 16 at LA-L	30 Mar. 12 at Phoe.	12 (2) Mar. 1 at Phoe.	28 Feb. 10 vs Dall.	140 Mar. 23 at OKC.
TIMBERWOLVES Low Games	240 (63) Apr. 26 vs Den.	24 Jan. 13 at N.O.	10 Feb. 29 at LA-L	5 Apr. 19 at Det.	21 (2) Apr. 26 vs Den.	29 Apr. 26 vs Den.	11 Jan. 13 at N.O.	1 Apr. 22 vs G.S.	4 Jan. 29 vs LA-L	79 Mar. 30 vs Bos.
OPPONENTS High Games	290 Mar. 23 at OKC.	60 Mar. 23 at OKC.	29 Dec. 26 vs OKC.	21 Feb. 8 at Mem.	44 Apr. 16 at Ind.	59 Feb. 8 at Mem.	30 (2) Apr. 26 vs Den.	16 Feb. 10 vs Dall.	20 (2) Feb. 11 vs N.Y.	149 Mar. 23 at OKC.
OPPONENTS Low Games	240 (63) Apr. 26 vs Den.	29 Jan. 1 vs Dall.	3 Mar. 7 vs Port.	2 Jan. 27 vs S.A.	18 Feb. 17 at Hou.	26 Feb. 17 at Hou.	12 Jan. 20 at LA-C	0 Jan. 29 vs LA-L	7 Mar. 12 at Phoe.	72 Jan. 8 at Wash.

"C" indicates a new career-high, "T" a tied career-high.
Numbers in parentheses indicate the number of games in which a player or team has reached a given total (if more than one).

2012-13
TIMBERWOLVES
MEDIA GUIDE

HISTORY



WOLVES UNITED





BACK ROW (L-R):

Player Development Coach Darrick Martin, Assistant Coach J.B. Bickerstaff, Assistant Coach Bill Laimbeer, Head Coach Kurt Rambis, Assistant Coach Reggie Theus, Assistant Coach Dave Wohl, Player Development Assistant Coach Jason Glover, Director of Security Bob Goedderz.

MIDDLE ROW (L-R):

Physical Therapist/Assistant Athletic Trainer Andrew Tai, Strength and Conditioning Coach Dave Vitel, Wayne Ellington, Luke Ridnour, Jonny Flynn, Sebastian Telfair, Martell Webster, Athletic Trainer Gregg Farnam, Video Coordinator Adam Johansen.

FRONT ROW (L-R):

President of Basketball Operations David Kahn, Lazar Hayward, Anthony Randolph, Darko Milicic, Michael Beasley, Kevin Love, Nikola Pekovic, Anthony Tolliver, Wes Johnson.

PLAYER	G/GS	MIN	FIELD GOALS			3-POINT FG			FREE THROWS			REBOUNDS			AST	PF	STL	BLK	PTS	AVG
			FG	FGA	PCT	FG	FGA	PCT	FT	FTA	PCT	OFF	DEF	TOT						
Love	73/73	2611	482	1026	.470	88	211	.417	424	499	.850	330	782	1112	184	148	45	28	1476	20.2
Beasley	73/73	2361	561	1246	.450	60	164	.366	219	291	.753	118	291	409	158	222	54	52	1401	19.2
Ridnour	71/66	2159	319	681	.468	81	184	.440	121	137	.883	37	162	199	384	146	89	10	840	11.8
Webster	46/1	1094	152	340	.447	55	132	.417	94	122	.770	36	111	147	53	101	28	9	453	9.8
Johnson	79/63	2069	271	682	.397	103	289	.356	64	92	.696	51	189	240	148	163	58	54	709	9.0
Milicic	69/69	1686	271	578	.469	0	0	---	64	115	.557	133	227	360	104	229	54	140	606	8.8
Brewer	56/22	1362	168	437	.384	26	99	.263	121	171	.708	45	107	152	77	134	89	14	483	8.6
Randolph (TOT)	40/3	590	123	264	.466	1	4	.250	58	86	.674	43	117	160	33	62	22	24	305	7.6
Randolph (MIN)	23/3	463	109	219	.498	0	0	---	52	74	.703	32	88	120	26	47	18	16	270	11.7
Telfair	37/8	711	97	241	.402	28	78	.359	44	60	.733	17	37	54	111	64	25	3	266	7.2
Tolliver	65/4	1362	141	313	.450	47	115	.409	105	131	.802	92	203	295	82	145	28	28	434	6.7
Ellington	62/8	1181	160	397	.403	48	121	.397	42	53	.792	26	82	108	72	85	28	3	410	6.6
Pekovic	65/11	887	136	263	.517	0	0	---	87	114	.763	90	103	193	27	181	18	35	359	5.5
Flynn	53/8	983	108	296	.365	31	100	.310	32	42	.762	12	65	77	182	58	34	3	279	5.3
Hayward	42/0	419	55	154	.357	17	60	.283	33	42	.786	23	47	70	28	44	12	7	160	3.8
Ager	4/0	29	6	11	.545	3	4	.750	0	0	---	0	2	2	1	4	1	0	15	3.8
Koufos	39/1	336	47	108	.435	0	2	.000	12	24	.500	42	55	97	7	50	8	20	106	2.7
Gaines	8/0	65	7	22	.318	2	6	.333	5	10	.500	1	5	6	6	4	3	0	21	2.6
TIMBERWOLVES	82	19780	3090	7014	.441	589	1565	.376	1519	1977	.768	1085	2556	3641	1650	1825	592	422	8288	101.1
OPPONENTS	82	19780	3230	6902	.468	639	1707	.374	1733	2227	.778	913	2577	3490	2031	1717	777	447	8832	107.7

G#	DATE	OPPONENT	WOLVES/OPP	RECORD	HIGH POINTS	HIGH REBOUNDS	ATTENDANCE
1	10/27	SACRAMENTO	L 116-117	0-1	Ridnour-20	Love-10	17,067
2	10/29	MILWAUKEE	W 96-85	1-1	Beasley-21	Love-16	17,197
3	10/30	@ Memphis	L 89-109	1-2	Ellington-15	Love-13	12,753
4	11/2	@ Miami	L 97-129	1-3	Love-20	Pekovic-8	19,600
5	11/3	@ Orlando	L 86-128	1-4	Love-22	Love-9	18,846
6	11/5	ATLANTA	L 103-113	1-5	Brewer, Johnson, Love-18	Love-12	17,222
7	11/7	@ Houston	L 94-120	1-6	Love-16	Love-16	15,058
8	11/9	@ LA Lakers	L 94-99	1-7	Love-23	Love-24	18,997
9	11/10	@ Sacramento	W 98-89	2-7	Beasley-42	Beasley, Love-9	12,433
10	11/12	NEW YORK	W 112-103	3-7	Beasley-35	Love-31	15,232
11	11/14	@ Atlanta	L 105-111	3-8	Beasley-25	Love-17	12,027
12	11/15	@ Charlotte	L 110-113	3-9	Beasley-28	Milicic-12	11,211
13	11/17	LA CLIPPERS	W 113-111	4-9	Beasley-33	Love-14	12,909
14	11/19	LA LAKERS	L 95-112	4-10	Beasley-25	Milicic-16	19,356
15	11/22	@ Oklahoma City	L 107-117	4-11	Love-24	Love-17	17,653
16	11/24	SAN ANTONIO	L 109-113 (OT)	4-12	Love-32	Love-22	13,117
17	11/27	GOLDEN STATE	L 94-104	4-13	Beasley-28	Love-22	14,440
18	12/1	@ Dallas	L 86-100	4-14	Beasley-16	Love-15	19,567
19	12/3	@ San Antonio	L 101-107	4-15	Beasley-28	Love-18	18,581
20	12/4	CLEVELAND	W 129-95	5-15	Love-28	Love-19	14,422
21	12/6	@ New York	L 114-121	5-16	Love-33	Love-15	19,763
22	12/8	OKLAHOMA CITY	L 103-111	5-17	Beasley-26	Love-21	13,907
23	12/10	DETROIT	W 109-99	6-17	Love-27	Love-18	13,988
24	12/11	@ Chicago	L 82-113	6-18	Love-23	Love-15	21,102
25	12/14	@ Golden State	L 99-108	6-19	Milicic-25	Love-14	17,615
26	12/15	@ Phoenix	L 122-128	6-20	Love-23	Love-16	16,977
27	12/17	@ Portland	L 102-107	6-21	Beasley-33	Love-17	20,310
28	12/18	@ Denver	L 113-115	6-22	Love-43	Love-17	15,409
29	12/20	@ LA Clipper	L 90-113	6-23	Beasley-20	Love-10	16,053
30	12/22	UTAH	L 107-112	6-24	Love-25	Love-19	15,809
31	12/26	@ Cleveland	W 98-97	7-24	Beasley-28	Love-18	20,562
32	12/27	NEW ORLEANS	W 113-98	8-24	Beasley-30	Love-11	11,679
33	12/29	DENVER	L 113-119	8-25	Beasley-33	Love-14	17,093
34	1/1	NEW JERSEY	W 103-88	9-25	Love-23	Love-10	12,665
35	1/3	@ Boston	L 93-96	9-26	Beasley-19	Love-24	18,624
36	1/5	CHARLOTTE	L 105-108 (OT)	9-27	Love-35	Love-15	14,881
37	1/7	PORTLAND	L 98-108	9-28	Love-30	Love-19	12,213
38	1/9	@ San Antonio	L 91-94	9-29	Love-18	Love-17	18,581
39	1/11	SAN ANTONIO	L 96-107	9-30	Love-20	Love-20	11,209
40	1/13	WASHINGTON	W 109-97	10-30	Love-35	Love, Milicic-11	11,437
41	1/15	ORLANDO	L 99-108	10-31	Brewer-23	Love-15	17,391
42	1/17	@ Portland	L 102-113	10-32	Love, Milicic-22	Love-17	20,239
43	1/19	@ LA Clipper	L 111-126	10-33	Love-26	Love-11	17,793
44	1/24	HOUSTON	L 125-129	10-34	Love-24	Love-17	11,983
45	1/26	OKLAHOMA CITY	L 117-118 (OT)	10-35	Love-31	Love-21	14,979
46	1/28	@ Utah	L 100-108	10-36	Love-22	Love-15	19,911
47	1/29	TORONTO	W 103-87	11-36	Love-21	Love-12	14,991
48	2/2	MEMPHIS	L 84-102	11-37	Beasley-19	Love-10	12,662
49	2/4	@ Toronto	L 100-111	11-38	Love-20	Love-15	14,389
50	2/5	DENVER	L 100-113	11-39	Beasley-23	Love-19	15,389
51	2/7	@ New Orleans	W 104-92	12-39	Love-27	Love-17	13,401
52	2/8	@ Houston	W 112-108	13-39	Love-20	Love-14	15,679
53	2/11	@ Indiana	L 105-116	13-40	Love-22	Love-15	12,559
54	2/12	PHILADELPHIA	L 87-107	13-41	Love-16	Love-13	17,011
55	2/14	PORTLAND	L 81-95	13-42	Webster-17	Love-11	11,227
56	2/16	LA CLIPPERS	L 90-98	13-43	Ellington, Love-18	Love-18	15,227
57	2/22	@ Milwaukee	L 88-94	13-44	Beasley-21	Love-17	13,106
58	2/23	MEMPHIS	L 95-104	13-45	Ellington-16	Love-11	11,497
59	2/25	NEW ORLEANS	L 81-95	13-46	Johnson, Ridnour-22	Love-14	16,965
60	2/27	GOLDEN STATE	W 126-123	14-46	Love-37	Love-23	16,021
61	3/1	LA LAKERS	L 79-90	14-47	Johnson-20	Love-11	17,111
62	3/2	@ Detroit	W 116-105	15-47	Love-20	Love-20	13,122
63	3/4	@ Philadelphia	L 100-111	15-48	Love-21	Love-23	12,008
64	3/5	@ Washington	L 96-103	15-49	Love-20	Love-21	18,216
65	3/7	DALLAS	L 105-108	15-50	Love-23	Love-17	13,288
66	3/9	INDIANA	W 101-75	16-50	Beasley, Love-16	Love-21	15,153
67	3/11	UTAH	W 122-101	17-50	Love-24	Love-12	18,534
68	3/13	@ Golden State	L 77-100	17-51	Beasley, Webster-16	Love-12	17,788
69	3/16	@ Utah	L 104-119	17-52	Love-22	Love-11	19,465
70	3/18	@ LA Lakers	L 98-106	17-53	Johnson-29	Love-13	18,997
71	3/20	SACRAMENTO	L 95-127	17-54	Ridnour-22	Milicic-6	18,993
72	3/24	@ Dallas	L 96-104	17-55	Randolph-31	Randolph-11	20,296
73	3/25	@ Oklahoma City	L 103-111	17-56	Randolph-24	Randolph-15	18,203
74	3/27	BOSTON	L 82-85	17-57	Beasley-28	Tolliver-15	19,178
75	3/30	CHICAGO	L 91-108	17-58	Love-16	Love-9	19,207
76	4/1	MIAMI	L 92-111	17-59	Webster-22	Love-7	19,096
77	4/2	@ Memphis	L 89-106	17-60	Beasley-20	Pekovic-6	15,327
78	4/5	@ New Jersey	L 105-107	17-61	Beasley, Randolph-20	Beasley-11	13,461
79	4/6	PHOENIX	L 98-108	17-62	Beasley-24	Beasley-11	16,113
80	4/9	@ Denver	L 106-130	17-63	Hayward, Webster-15	Tolliver-7	19,155
81	4/11	@ Phoenix	L 127-135 (OT)	17-64	Beasley-26	Randolph, Tolliver-10	17,485
82	4/13	HOUSTON	L 102-121	17-65	Beasley-34	Tolliver-13	17,101

2009-10 15-67



BACK ROW (L-R):

Video Coordinator Mike Lindahl, Assistant Director of Player Development Darrick Martin, Assistant Coach J.B. Bickerstaff, Assistant Coach Bill Laimbeer, Head Coach Kurt Rambis, Assistant Coach Reggie Theus, Assistant Coach Dave Wohl, Director of Security Bob Goedderz.

MIDDLE ROW (L-R):

Strength and Conditioning Intern Joe Bueckers, Strength and Conditioning Coach Dave Vitel, Physical Therapist Andre Deloya, Sasha Pavlovic, Wayne Ellington, Jonny Flynn, Ramon Sessions, Ryan Gomes, Corey Brewer, Damien Wilkins, Orthopaedic Surgeon Dr. David Fischer, Vice President of Team Medical Services Dr. Sheldon Burns, Athletic Trainer Gregg Farnam, Training Intern Tim Greve.

FRONT ROW (L-R):

President Chris Wright, Ryan Hollins, Oleksiy Pechevov, Al Jefferson, President of Basketball Operations David Kahn, Owner Glen Taylor, Kevin Love, Brian Cardinal, Darko Milicic, CEO Rob Moor.

	FIELD GOALS					3-POINT FG			FREE THROWS			REBOUNDS									
PLAYER	G/GS	MIN	FG	FGA	PCT	FG	FGA	PCT	FT	FTA	PCT	OFF	DEF	TOT	AST	PF	STL	BLK	PTS	AVG	
Jefferson	76/76	2463	560	1125	.498	0	4	.000	181	266	.680	180	523	703	137	205	63	98	1301	17.1	
Love	60/22	1714	291	646	.450	35	106	.330	225	276	.815	227	431	658	136	136	43	23	842	14.0	
Flynn	81/81	2339	397	952	.417	77	215	.358	223	270	.826	24	167	191	356	98	82	2	1094	13.5	
Brewer	82/82	2482	409	949	.431	82	237	.346	166	256	.648	70	209	279	193	224	117	29	1066	13.0	
Gomes	76/64	2210	327	732	.447	74	199	.372	104	126	.825	76	272	348	124	155	62	16	832	10.9	
Sessions	82/1	1732	253	555	.456	1	15	.067	167	233	.717	58	156	214	258	137	55	5	674	8.2	
Milicic (TOT)	32/18	685	100	204	.490	0	1	.000	15	28	.536	47	104	151	47	82	22	34	215	6.7	
Milicic (MIN)	24/18	614	92	187	.492	0	1	.000	15	28	.536	42	91	133	43	75	18	33	199	8.3	
Ellington	76/1	1384	190	448	.424	64	162	.395	61	70	.871	33	126	159	74	72	20	5	505	6.6	
Hollins	73/27	1223	169	303	.558	0	1	.000	109	158	.690	79	128	207	51	199	19	38	447	6.1	
Wilkins	80/31	1585	165	381	.433	18	61	.295	103	129	.798	72	177	249	135	144	66	25	451	5.6	
Pechevov	44/5	447	77	188	.410	14	52	.269	29	32	.906	32	92	124	11	55	9	14	197	4.5	
Pavlovic	71/0	877	109	300	.363	35	118	.297	10	26	.385	12	105	117	58	84	23	6	263	3.7	
Tucker (TOT)	15/0	95	17	39	.436	1	7	.143	16	21	.762	6	4	10	4	6	0	0	51	3.4	
Tucker (MIN)	4/0	25	4	9	.444	0	0	---	0	0	---	1	2	3	1	1	0	0	8	2.0	
Jawai	39/2	412	49	111	.441	0	1	.000	26	38	.684	49	55	104	24	58	10	9	124	3.2	
Cardinal	29/0	267	14	36	.389	3	9	.333	17	18	.944	7	22	29	24	56	9	3	48	1.7	
Hart	1/0	5	0	1	.000	0	0	---	0	0	---	0	0	0	1	0	1	0	0	0.0	
TIMBERWOLVES	82	19780	3106	6923	.449	403	1181	.341	1436	1926	.746	962	2556	3518	1626	1699	597	306	8051	98.2	
OPPONENTS	82	19780	3343	6961	.480	618	1690	.366	1534	1981	.774	917	2640	3557	2103	1686	721	442	8838	107.8	

•2009-10 DAY-BY-DAY•

G#	DATE	OPPONENT	WOLVES/OPP	RECORD	HIGH POINTS	HIGH REBOUNDS	ATTENDANCE
1	10/28	NEW JERSEY	W 95-93	1-0	Flynn - 18	Wilkins - 10	18,358
2	10/30	CLEVELAND	L 87-104	1-1	Flynn - 17	Jefferson - 8	19,366
3	11/1	@ Phoenix	L 112-120	1-2	Gomes - 23	Gomes - 15	15,376
4	11/2	@ L.A. Clippers	L 90-93	1-3	Jefferson - 24	Sessions - 8	13,614
5	11/4	BOSTON	L 90-92	1-4	Pechevov - 24	Pechevov - 8	19,133
6	11/6	MILWAUKEE	L 72-87	1-5	Flynn - 20	Pechevov - 9	13,758
7	11/8	@ Portland	L 93-116	1-6	Jawai-16	Jefferson - 10	20,306
8	11/9	@ Golden State	L 105-146	1-7	Flynn - 20	Wilkins - 10	15,468
9	11/11	PORTLAND	L 84-107	1-8	Flynn - 15	Gomes - 7	13,555
10	11/13	DALLAS	L 77-89	1-9	Flynn - 11	Pavlovic - 10	12,372
11	11/14	@ Memphis	L 87-97	1-10	Brewer - 16	Hollins - 8	10,019
12	11/18	HOUSTON	L 84-97	1-11	Jefferson - 20	Jefferson - 10	11,137
13	11/21	@ Portland	L 78-106	1-12	Jefferson - 20	Jefferson, Pechevov - 10	20,453
14	11/23	@ L.A. Clippers	L 87-91	1-13	Flynn - 17	Jefferson - 13	13,815
15	11/25	DENVER	L 111-124	1-14	Brewer - 22	Brewer - 13	13,101
16	11/27	PHOENIX	L 95-120	1-15	Sessions - 23	Hollins - 6	18,225
17	11/29	@ Denver	W 106-100	2-15	Gomes - 27	Wilkins - 12	15,147
18	12/2	MEMPHIS	L 95-97	2-16	Gomes - 20	Jefferson - 9	11,408
19	12/4	@ New Orleans	L 89-98	2-17	Jefferson - 20	Jefferson - 14	14,720
20	12/5	UTAH	W 108-101	3-17	Gomes - 23	Jefferson - 11	18,466
21	12/8	@ Toronto	L 88-94	3-18	Love - 18	Jefferson - 11	15,167
22	12/9	NEW ORLEANS	L 96-97	3-19	Gomes - 21	Jefferson - 16	12,066
23	12/11	@ L.A. Lakers	L 92-104	3-20	Jefferson - 24	Love - 19	18,997
24	12/12	@ Sacramento	L 100-120	3-21	Jefferson - 26	Love - 12	11,333
25	12/14	@ Utah	W 110-108	4-21	Flynn - 28	Love - 14	18,090
26	12/16	L.A. CLIPPERS	L 95-120	4-22	Love - 19	Love - 12	12,526
27	12/18	SACRAMENTO	W 112-96	5-22	Brewer, Love - 20	Love - 16	13,144
28	12/20	@ Boston	L 104-122	5-23	Flynn - 21	Jefferson, Love - 11	18,624
29	12/22	ATLANTA	L 87-112	5-24	Jefferson - 17	Love - 19	11,271
30	12/23	@ New Jersey	W 103-99	6-24	Jefferson - 27	Love - 16	10,204
31	12/26	WASHINGTON	W 101-89	7-24	Brewer - 27	Wilkins - 13	16,838
32	12/29	@ San Antonio	L 99-117	7-25	Jefferson - 20	Love - 12	18,581
33	12/30	UTAH	L 103-107	7-26	Jefferson - 21	Love - 11	14,123
34	1/1	ORLANDO	L 94-106	7-27	Flynn - 23	Jefferson, Love - 10	17,065
35	1/2	@ Indiana	L 111-122	7-28	Jefferson - 23	Hollins - 9	12,685
36	1/6	GOLDEN STATE	L 101-107	7-29	Jefferson - 26	Love - 15	12,046
37	1/8	INDIANA	W 116-109	8-29	Jefferson - 25	Love - 13	13,111
38	1/9	@ Chicago	L 96-110	8-30	Gomes - 15	Love - 10	20,255
39	1/11	@ Denver	L 94-105	8-31	Brewer - 25	Jefferson - 15	14,669
40	1/13	@ Houston	L 114-120 (3OT)	8-32	Jefferson - 26	Jefferson - 26	15,175
41	1/15	@ Memphis	L 110-135	8-33	Brewer - 22	Love - 9	12,812
42	1/18	PHILADELPHIA	W 108-103 (OT)	9-33	Flynn - 29	Jefferson - 13	14,637
43	1/20	OKLAHOMA CITY	L 92-94	9-34	Brewer - 25	Jefferson - 9	12,995
44	1/22	NEW ORLEANS	L 94-96	9-35	Jefferson - 25	Jefferson - 13	17,101
45	1/23	@ Milwaukee	L 94-127	9-36	Flynn - 20	Love - 12	17,742
46	1/26	@ New York	L 105-132	9-37	Brewer - 22	Jefferson - 10	18,111
47	1/27	@ Cleveland	L 95-109	9-38	Brewer - 22	Jefferson, Love - 10	20,562
48	1/29	L.A. CLIPPERS	W 111-97	10-38	Brewer - 20	Jefferson - 16	13,398
49	1/31	NEW YORK	W 112-91	11-38	Love - 25	Jefferson, Love - 11	13,711
50	2/5	@ Dallas	W 117-108	12-38	Flynn - 19	Love - 11	20,034
51	2/6	MEMPHIS	W 109-102	13-38	Gomes - 26	Jefferson, Love - 7	14,159
52	2/9	@ Philadelphia	L 97-119	13-39	Ellington - 16	Jefferson - 10	11,038
53	2/10	CHARLOTTE	L 92-93	13-40	Jefferson - 19	Jefferson - 10	13,352
54	2/16	@ Detroit	L 85-108	13-41	Love - 22	Love - 15	14,449
55	2/17	@ Washington	L 99-108	13-42	Jefferson - 18	Love - 13	13,143
56	2/19	CHICAGO	L 94-100	13-43	Brewer - 19	Flynn, Wilkins - 7	18,183
57	2/21	OKLAHOMA CITY	L 107-109	13-44	Flynn, Love - 19	Love - 14	14,202
58	2/23	@ Miami	W 91-88	14-44	Love - 17	Love - 12	15,854
59	2/24	@ Atlanta	L 92-98	14-45	Love - 19	Love - 12	15,059
60	2/26	@ Oklahoma City	L 92-109	14-46	Love - 19	Milicic - 9	18,203
61	2/27	PORTLAND	L 91-110	14-47	Jefferson - 19	Jefferson - 11	19,266
62	3/3	@ Dallas	L 109-112	14-48	Brewer - 24	Love - 14	19,511
63	3/6	HOUSTON	L 98-112	14-49	Love - 20	Love - 11	15,587
64	3/8	DALLAS	L 112-125	14-50	Jefferson - 36	Jefferson - 14	14,007
65	3/10	DENVER	L 102-110	14-51	Brewer - 21	Milicic - 12	14,256
66	3/12	SAN ANTONIO	L 85-103	14-52	Ellington - 17	Jefferson - 9	17,009
67	3/14	@ Sacramento	L 100-114	14-53	Jefferson - 22	Jefferson - 10	10,736
68	3/16	@ Phoenix	L 114-152	14-54	Brewer - 21	Jefferson - 8	18,197
69	3/17	@ Utah	L 100-122	14-55	Brewer, Jefferson - 17	Jefferson - 8	19,851
70	3/19	@ L.A. Lakers	L 96-104	14-56	Flynn - 20	Milicic - 12	18,997
71	3/22	TORONTO	L 100-106	14-57	Jefferson - 22	Gomes, Jefferson - 7	14,554
72	3/24	@ Charlotte	L 95-108	14-58	Jefferson - 21	Love - 9	14,457
73	3/26	@ Orlando	L 97-106	14-59	Jefferson - 18	Jefferson - 13	17,461
74	3/28	PHOENIX	L 105-111	14-60	Love - 23	Love - 22	16,668
75	3/31	SACRAMENTO	W 108-99	15-60	Brewer, Jefferson - 19	Jefferson - 12	15,582
76	4/3	MIAMI	L 84-97	15-61	Jefferson, Sessions - 12	Love - 11	17,601
77	4/4	@ Oklahoma City	L 108-116	15-62	Flynn, Gomes - 22	Love - 9	18,203
78	4/7	GOLDEN STATE	L 107-116	15-63	Flynn, Gomes - 19	Love - 18	15,863
79	4/9	L.A. LAKERS	L 88-97	15-64	Flynn - 19	Love - 18	20,200
80	4/11	@ New Orleans	L 86-114	15-65	Gomes - 18	Love - 6	14,931
81	4/12	@ San Antonio	L 111-133	15-66	Pavlovic-16	Love - 9	18,581
82	4/14	DFTROIT	L 98-103	15-67	Rrwer - 27	Jefferson - 11	15,790

2008-09 24-58



BACK ROW (L-R):

Shelden Williams, Mark Madsen, Al Jefferson, Jason Collins, Kevin Love, Corey Brewer, Brian Cardinal.

MIDDLE ROW (L-R):

Strength and Condition Intern Joe Bueckers, Strength and Condition Coach Dave Vitel, Athletic Training Intern Kakeru Nakajima, Physical Therapist Andre Deloya, Sebastian Telfair, Kevin Ollie, Rodney Carney, Mike Miller, Ryan Gomes, Craig Smith, Randy Foye, Bobby Brown, Vice President Team Medical Services Dr. Sheldon Burns, Director of Security Bob Goedderz, Athletic Trainer Gregg Farnam, Video Coordinator Mike Lindahl.

FRONT ROW (L-R):

Director of Player Personnel Zarko Durisic, Assistant General Manager Rob Babcock, Assistant General Manager Fred Hoiberg, General Manager Jim Stack, Chief Executive Officer Rob Moor, Owner Glen Taylor, Head Coach Kevin McHale, Assistant Coach Jerry Sichting, Assistant Coach J.B. Bickerstaff, Assistant Coach Dean Cooper, Assistant Coach Ed Pinckney.

PLAYER	FIELD GOALS			3-POINT FG			FREE THROWS			REBOUNDS											
	G/GS	MIN	FG	FGA	PCT	FG	FGA	PCT	FT	FTA	PCT	OFF	DEF	TOT	AST	PF	STL	BLK	PTS	AVG	
Jefferson	50/50	1836	485	975	.497	0	4	.000	186	252	.738	172	376	548	79	141	39	83	1156	23.1	
Foye	70/61	2494	399	981	.407	111	308	.360	230	272	.846	34	180	214	303	201	72	26	1139	16.3	
Gomes	82/76	2614	420	974	.431	106	285	.372	146	181	.807	106	286	392	135	183	63	22	1092	13.3	
Love	81/37	2048	316	688	.459	2	19	.105	265	336	.789	274	460	734	84	205	35	50	899	11.1	
Smith	74/31	1460	289	514	.562	0	1	.000	168	248	.677	98	186	284	79	184	31	19	746	10.1	
Miller	73/47	2356	264	548	.482	85	225	.378	109	149	.732	73	410	483	326	139	30	31	722	9.9	
Telfair	75/43	2095	267	697	.383	73	211	.346	131	160	.819	32	95	127	343	184	73	12	738	9.8	
McCants	34/2	636	105	292	.360	38	119	.319	60	81	.741	11	52	63	32	63	27	6	308	9.1	
Carney	67/6	1199	176	423	.416	79	226	.350	50	66	.758	36	90	126	26	94	45	29	481	7.2	
Brewer	15/8	307	37	90	.411	5	12	.417	14	19	.737	18	31	49	25	37	15	3	93	6.2	
Brown (TOT)	68/2	931	141	360	.392	45	130	.346	34	43	.791	14	38	52	117	95	21	3	361	5.3	
Brown (MIN)	21/1	256	47	113	.416	14	36	.389	8	9	.889	6	10	16	30	21	6	2	116	5.5	
Williams (TOT)	45/0	513	70	157	.446	0	2	.000	46	63	.730	49	104	153	12	64	22	18	186	4.1	
Williams (MIN)	15/0	207	30	68	.441	0	0	---	14	21	.667	24	51	75	4	28	10	8	74	4.9	
Ollie	50/21	850	61	150	.407	0	1	.000	80	96	.833	13	62	75	117	79	19	4	202	4.0	
Cardinal	64/4	909	65	169	.385	30	92	.326	30	35	.857	39	103	142	76	135	37	13	190	3.0	
Collins	31/22	422	22	70	.314	0	0	---	13	28	.464	28	42	70	11	73	9	13	57	1.8	
Madsen	19/1	116	3	14	.214	0	0	---	0	4	.000	1	0	18	4	18	1	1	6	0.3	
Booth	1/0	1	0	0	---	0	0	---	0	0	---	1	0	1	0	0	0	0	0	0.0	
TIMBERWOLVES	82	19805	2986	6766	.441	543	1539	.353	1504	1957	.769	975	2442	3417	1674	1785	512	322	8019	97.8	
OPPONENTS	82	19805	3109	6561	.474	536	1420	.377	1668	2145	.778	813	2539	3352	1765	1642	610	484	8422	102.7	

•2008-09 DAY-BY-DAY•

G#	DATE	OPPONENT	WOLVES/OPP	RECORD	HIGH POINTS	HIGH REBOUNDS	ATTENDANCE
1	10/29	SACRAMENTO	W 98-96	1-0	Jefferson - 21	Jefferson - 10	17,820
2	11/1	DALLAS	L 85-95	1-1	McCants - 18	Jefferson - 12	16,893
3	11/2	@ Oklahoma City	L 85-88	1-2	Jefferson - 24	Jefferson - 13	18,163
4	11/5	SAN ANTONIO	L 125-129(2OT)	1-3	Jefferson - 30	Jefferson - 14	11,112
5	11/7	@ Sacramento	L 109-121	1-4	Love - 20	Jefferson - 9	10,592
6	11/8	@ Portland	L 93-97	1-5	Jefferson - 27	Love - 7	20,599
7	11/11	@ Golden State	L 110-113(OT)	1-6	Jefferson - 25	Jefferson - 12	17,422
8	11/15	PORTLAND	L 83-88	1-7	Jefferson - 26	Jefferson - 6	12,213
9	11/16	@ Denver	L 84-90	1-8	Jefferson - 20	Jefferson - 14	16,721
10	11/19	PHILADELPHIA	W 102-96	2-8	Jefferson - 25	Miller - 10	10,111
11	11/21	BOSTON	L 78-95	2-9	Jefferson - 21	Smith - 7	19,107
12	11/23	@ Detroit	W 106-80	3-9	Foye - 23	Smith - 9	22,076
13	11/26	PHOENIX	L 102-110	3-10	Jefferson - 28	Jefferson - 17	11,708
14	11/28	@ Oklahoma City	W 105-103	4-10	Smith - 23	Jefferson - 9	18,229
15	11/29	DENVER	L 97-106	4-11	Foye - 25	Jefferson - 13	14,197
16	12/1	@ Charlotte	L 90-100	4-12	Foye - 23	Miller - 10	9,285
17	12/3	@ Orlando	L 89-100	4-13	Jefferson - 19	Love - 12	15,705
18	12/5	@ New Jersey	L 84-113	4-14	Foye - 20	Jefferson - 12	15,364
19	12/6	L.A. CLIPPERS	L 84-107	4-15	Jefferson - 28	Love - 15	10,863
20	12/9	UTAH	L 96-99	4-16	Jefferson - 21	Love - 15	10,475
21	12/10	@ Denver	L 105-116	4-17	Foye, Jefferson - 26	Love - 14	14,007
22	12/12	SAN ANTONIO	L 86-98	4-18	Jefferson - 29	Jefferson - 13	15,336
23	12/14	@ L.A. Lakers	L 86-98	4-19	Jefferson - 20	Jefferson - 13	18,997
24	12/15	@ Sacramento	L 103-118	4-20	Jefferson - 22	Love - 15	10,593
25	12/17	CLEVELAND	L 70-93	4-21	Jefferson - 20	Jefferson - 11	14,899
26	12/20	HOUSTON	L 102-109	4-22	Jefferson - 34	Jefferson - 13	12,115
27	12/23	@ San Antonio	L 93-99	4-23	Jefferson - 28	Foye - 16	17,996
28	12/26	@ New York	W 120-107	5-23	McCants - 23	Jefferson - 15	19,763
29	12/27	ORLANDO	L 94-118	5-24	McCants - 21	Love - 10	17,003
30	12/29	MEMPHIS	W 108-98(OT)	6-24	Jefferson - 38	Jefferson - 16	12,207
31	12/30	@ Dallas	L 100-107	6-25	Jefferson - 21	Jefferson - 9	20,264
32	1/2	GOLDEN STATE	W 115-108	7-25	Jefferson - 32	Gomes, Jefferson - 10	11,921
33	1/3	@ Chicago	W 102-92	8-25	Foye - 21	Jefferson - 14	20,516
34	1/6	@ Memphis	W 94-87	9-25	Foye - 23	Jefferson - 12	10,156
35	1/7	OKLAHOMA CITY	W 129-87	10-25	Foye - 32	Love - 15	10,772
36	1/10	MILWAUKEE	W 106-104	11-25	Carney - 22	Love - 12	15,007
37	1/13	MIAMI	L 96-99	11-26	Foye - 29	Jefferson - 10	10,866
38	1/16	@ Phoenix	W 105-103	12-26	Jefferson - 22	Love - 14	18,422
39	1/19	@ L.A. Clippers	W 94-86	13-26	Jefferson, Smith - 20	Jefferson - 17	14,399
40	1/20	@ Utah	L 107-112	13-27	Jefferson - 25	Love - 9	19,911
41	1/23	NEW ORLEANS	W 116-108	14-27	Foye, Jefferson - 24	Jefferson - 14	18,224
42	1/25	CHICAGO	W 109-108(OT)	15-27	Jefferson - 39	Love - 15	16,009
43	1/26	@ Milwaukee	W 90-83	16-27	Jefferson - 23	Jefferson, Miller - 10	12,914
44	1/28	DETROIT	L 89-98	16-28	Jefferson - 24	Love - 10	14,232
45	1/30	L.A. LAKERS	L 119-132	16-29	Jefferson - 34	Jefferson - 13	19,111
46	2/1	@ Boston	L 101-109	16-30	Jefferson - 34	Jefferson - 11	18,624
47	2/3	@ Indiana	W 116-111	17-30	Foye - 19	Jefferson - 15	11,015
48	2/4	ATLANTA	L 86-94	17-31	Jefferson - 18	Love - 14	13,745
49	2/7	@ Houston	L 90-107	17-32	Jefferson - 36	Jefferson - 22	16,815
50	2/8	@ New Orleans	L 97-101	17-33	Jefferson - 25	Jefferson - 14	16,046
51	2/10	TORONTO	L 102-110	17-34	Foye - 33	Love - 12	12,722
52	2/17	@ Washington	L 103-111	17-35	Foye - 23	Love - 11	11,623
53	2/18	@ Miami	W 111-104	18-35	Telfair - 30	Cardinal - 10	17,525
54	2/20	INDIANA	L 105-112	18-36	Foye - 36	Love - 12	13,777
55	2/22	L.A. LAKERS	L 108-111	18-37	Gomes, Telfair - 20	Love - 10	19,177
56	2/24	@ Toronto	L 110-118	18-38	Foye - 25	Miller - 12	17,457
57	2/25	UTAH	L 103-120	18-39	Gomes, Love - 24	Love - 15	13,108
58	2/27	PORTLAND	L 82-102	18-40	Miller, Smith - 16	Gomes - 9	17,017
59	3/1	HOUSTON	L 94-105	18-41	Foye - 24	Miller, Smith - 6	13,716
60	3/3	GOLDEN STATE	L 94-118	18-42	Foye - 19	Love - 14	14,780
61	3/6	@ L.A. Lakers	L 90-110	18-43	Gomes - 20	Love - 14	18,997
62	3/7	@ Portland	L 93-95	18-44	Gomes - 28	Collins, Love, Miller - 7	20,535
63	3/9	WASHINGTON	L 99-110	18-45	Gomes, Telfair - 18	Love - 11	13,119
64	3/11	MEMPHIS	W 104-79	19-45	Gomes - 25	Love, Miller - 11	12,443
65	3/13	NEW YORK	L 94-102	19-46	Gomes - 28	Miller - 11	14,311
66	3/14	CHARLOTTE	W 108-100	20-46	Love - 22	Love, Smith - 7	15,276
67	3/17	@ San Antonio	L 86-93	20-47	Love, Telfair - 17	Love - 19	18,797
68	3/18	@ New Orleans	L 93-94	20-48	Love - 23	Love - 11	17,253
69	3/20	@ Houston	L 88-107	20-49	Smith - 19	Love - 12	17,456
70	3/22	OKLAHOMA CITY	L 90-97	20-50	Smith - 19	Miller, Smith - 10	18,561
71	3/23	@ Atlanta	L 97-109	20-51	Foye - 19	Miller - 9	13,425
72	3/25	@ Philadelphia	L 88-96	20-52	Carney - 21	Gomes, Love - 9	16,965
73	3/27	@ Cleveland	L 85-107	20-53	Foye, Love - 18	Love - 6	20,562
74	3/29	NEW JERSEY	W 108-99	21-53	Miller - 22	Love - 11	16,539
75	3/31	DALLAS	L 88-108	21-54	Love - 23	Love - 12	12,111
76	4/3	@ Utah	W 103-102	22-54	Carney, Gomes - 25	Miller - 9	19,911
77	4/5	DENVER	L 87-110	22-55	Telfair - 18	Williams-12	16,839
78	4/7	@ L.A. Clippers	W 87-77	23-55	Gomes - 24	Love - 15	16,757
79	4/8	@ Golden State	W 105-97	24-55	Telfair - 21	Love - 12	18,808
80	4/11	PHOENIX	L 97-110	24-56	Telfair - 21	Miller - 9	18,478
81	4/13	@ Dallas	L 94-96	24-57	Smith - 24	Love - 11	19,900
82	4/15	SACRAMENTO	L 90-97	24-58	Smith - 18	Love - 10	17,333

2007-08 22-60



BACK ROW (L-R):

Craig Smith, Chris Richard, Al Jefferson, Michael Doleac, Antoine Walker, Mark Madsen, Corey Brewer.

MIDDLE ROW (L-R):

Physical Therapist Andre Deloya, Assistant Athletic Trainer Anthony Aldridge, Strength and Conditioning Coach Dave Vitel, Athletic Trainer Gregg Farnam, Sebastian Telfair, Randy Foye, Ryan Gomes, Marko Jaric, Kirk Snyder, Rashad McCants, Greg Buckner, Orthopaedic Surgeon Dr. David Fischer, Video Coordinator Mike Lindahl.

FRONT ROW (L-R):

Director of Player Personnel Zarko Durisic, Assistant Coach Ed Pinckney, Assistant General Manager Rob Babcock, Assistant General Manager Fred Hoiberg, General Manager Jim Stack, Chief Executive Officer Rob Moor, Owner Glen Taylor, Vice President of Basketball Operations Kevin McHale, President Chris Wright, Head Coach Randy Wittman, Assistant Coach Jerry Sichting, Assistant Coach Bob Ociepka, Assistant Coach J.B. Bickerstaff.

PLAYER	G/GS	MIN	FIELD GOALS			3-POINT FG			FREE THROWS			REBOUNDS			AST	PF	STL	BLK	PTS	AVG
			FG	FGA	PCT	FG	FGA	PCT	FT	FTA	PCT	OFF	DEF	TOT						
Jefferson	82/82	2919	721	1441	.500	0	5	.000	284	394	.721	308	603	911	117	222	74	119	1726	21.0
McCants	75/24	2020	428	944	.453	142	349	.407	116	155	.748	50	156	206	162	234	66	18	1114	14.9
Foye	39/31	1259	198	462	.429	61	148	.412	53	65	.815	13	115	128	164	102	36	3	510	13.1
Gomes	82/74	2434	392	857	.457	59	179	.330	190	229	.830	133	342	475	145	154	65	10	1033	12.6
Smith	77/11	1547	297	528	.563	0	9	.000	133	200	.665	123	230	353	60	217	36	17	727	9.4
Telfair	60/51	1933	223	556	.401	32	114	.281	78	105	.743	16	119	135	355	171	59	11	556	9.3
Jaric	75/56	2189	227	528	.430	46	127	.362	121	163	.742	38	184	222	311	180	97	32	621	8.3
Walker	46/1	892	136	375	.363	61	188	.324	35	66	.530	56	112	168	45	80	33	8	368	8.0
Snyder (TOT)	36/18	761	96	189	.508	5	23	.217	64	88	.727	30	96	126	64	55	20	15	261	7.3
Snyder (MIN)	27/18	680	83	161	.516	3	14	.214	58	77	.753	25	89	114	56	49	19	14	227	8.4
Ratiff	10/6	214	23	45	.511	0	1	.000	17	25	.680	13	26	39	7	30	3	19	63	6.3
Brewer	79/35	1803	182	486	.374	7	36	.194	88	110	.800	82	210	292	111	188	76	25	459	5.8
Green	29/0	358	49	148	.331	15	39	.385	34	41	.829	11	51	62	29	43	8	4	147	5.1
Buckner	31/4	520	45	117	.385	15	50	.300	19	22	.864	10	55	65	39	63	21	2	124	4.0
Doleac	24/8	257	28	63	.444	0	0	---	1	2	.500	16	33	49	7	44	10	10	57	2.4
Richard	52/3	556	41	87	.471	0	0	---	16	27	.593	52	83	135	18	83	10	12	98	1.9
Madsen	20/6	151	3	19	.158	0	0	---	3	12	.250	18	20	38	4	25	3	2	9	0.5
TIMBERWOLVES	82	19730	3076	6817	.451	441	1259	.350	1246	1693	.736	964	2428	3392	1630	1885	616	306	7839	95.6
OPPONENTS	82	19730	3056	6481	.472	541	1516	.357	1742	2266	.769	871	2545	3416	1899	1434	610	468	8395	102.4

•2007-08 DAY-BY-DAY•

G#	DATE	OPPONENT	WOLVES/OPP	RECORD	HIGH POINTS	HIGH REBOUNDS	ATTENDANCE
1	11/2	DENVER	L 91-99	0-1	McCants - 23	Jefferson - 13	19,443
2	11/4	@ New York	L 93-97	0-2	Gomes - 19	Jefferson - 12	19,763
3	11/6	ORLANDO	L 103-111	0-3	Jefferson - 25	Jefferson - 10	12,003
4	11/9	@ L.A. Lakers	L 93-107	0-4	Jefferson - 24	Jefferson - 15	18,997
5	11/10	@ Sacramento	L 93-100	0-5	Jefferson - 17	Jefferson - 12	13,170
6	11/14	SACRAMENTO	W 108-103	1-5	McCants - 33	Jaric - 8	11,656
7	11/16	WASHINGTON	L 89-105	1-6	McCants - 19	Jefferson - 10	11,783
8	11/17	NEW ORLEANS	L 82-100	1-7	Jefferson - 20	Jefferson - 10	15,324
9	11/21	CLEVELAND	L 86-97	1-8	Jefferson - 30	Jefferson - 8	15,224
10	11/23	@ Denver	L 93-99	1-9	Walker - 24	Jefferson - 14	17,097
11	11/24	ATLANTA	L 87-94	1-10	Jefferson - 23	Jefferson - 16	14,101
12	11/26	@ New Orleans	W 103-94	2-10	Jaric - 21	Buckner - 9	8,393
13	11/28	@ Dallas	L 103-109	2-11	Jefferson - 31	Jefferson - 14	20,054
14	11/30	SAN ANTONIO	L 91-106	2-12	Jefferson - 23	Jefferson - 11	16,297
15	12/1	@ Memphis	L 80-109	2-13	McCants - 18	Walker - 9	12,896
16	12/4	L.A. LAKERS	L 95-116	2-14	Telfair - 16	Jefferson - 12	17,513
17	12/6	@ Atlanta	L 89-90	2-15	Smith - 20	Brewer - 18	12,232
18	12/8	PHOENIX	W 100-93	3-15	Jefferson - 32	Jefferson - 20	19,356
19	12/11	@ Washington	L 88-102	3-16	Smith - 36	Brewer - 9	12,177
20	12/12	@ Philadelphia	L 94-98	3-17	Jefferson - 22	Jefferson - 11	10,971
21	12/14	SEATTLE	L 88-99	3-18	Jefferson - 22	Jefferson - 16	16,523
22	12/15	@ Milwaukee	L 92-95	3-19	Smith - 30	Jefferson - 15	15,512
23	12/17	@ Miami	L 87-91	3-20	Jefferson - 22	Jefferson - 20	19,600
24	12/19	GOLDEN STATE	L 98-111	3-21	Jefferson - 24	Jefferson - 14	13,001
25	12/21	INDIANA	W 131-118	4-21	Jefferson - 29	Jefferson - 13	15,379
26	12/22	@ New Orleans	L 76-110	4-22	Gomes - 20	Jefferson - 13	11,257
27	12/26	@ Golden State	L 101-105	4-23	Jefferson - 20	Jefferson - 19	19,596
28	12/28	@ Portland	L 98-109	4-24	Jefferson - 22	Gomes, Jefferson - 7	20,491
29	12/29	@ Seattle	L 90-109	4-25	Jefferson - 17	Jefferson, Richard - 8	14,038
30	12/31	@ L.A. Clippers	L 82-91	4-26	Jefferson - 23	Gomes, Jefferson - 15	14,404
31	1/2	PORTLAND	L 79-90	4-27	Jefferson - 29	Jefferson - 16	13,339
32	1/4	DENVER	L 107-118	4-28	McCants - 34	Jefferson - 15	13,536
33	1/6	DALLAS	L 78-101	4-29	McCants - 21	Jefferson - 11	17,644
34	1/8	MIAMI	W 101-91	5-29	McCants - 27	Jefferson - 10	13,111
35	1/11	@ Houston	L 82-113	5-30	Gomes - 20	Gomes, Jefferson - 6	16,223
36	1/12	@ San Antonio	L 88-105	5-31	Jefferson - 24	Gomes - 9	18,797
37	1/15	GOLDEN STATE	L 98-105	5-32	Walker - 26	Jefferson - 14	10,777
38	1/18	@ Phoenix	L 95-115	5-33	Jefferson - 27	Jefferson - 14	18,422
39	1/19	@ Denver	L 108-111	5-34	McCants - 23	Jefferson - 16	18,196
40	1/21	@ Golden State	W 109-108	6-34	Gomes - 35	Jefferson - 12	19,144
41	1/23	PHOENIX	W 117-107	7-34	Jefferson - 39	Jefferson - 15	15,101
42	1/25	@ Boston	L 86-87	7-35	Telfair - 18	Smith - 10	18,624
43	1/27	NEW JERSEY	W 98-95	8-35	Jefferson - 40	Jefferson - 19	11,937
44	1/29	@ Chicago	L 85-96	8-36	Jefferson - 20	Jefferson - 12	21,725
45	1/30	CHICAGO	W 83-67	9-36	Jefferson - 26	Jefferson - 20	10,910
46	2/1	L.A. CLIPPERS	W 104-83	10-36	Jefferson - 25	Jefferson - 11	12,739
47	2/4	HOUSTON	L 86-92	10-37	Jefferson - 33	Jefferson - 16	10,019
48	2/8	BOSTON	L 86-88	10-38	Jefferson - 18	Jefferson - 9	19,511
49	2/10	TORONTO	L 82-105	10-39	Jefferson - 18	Jefferson - 9	13,785
50	2/12	@ New Jersey	L 88-92	10-40	Telfair - 24	Jefferson - 11	14,975
51	2/13	L.A. LAKERS	L 92-117	10-41	Jefferson - 19	Jefferson - 9	13,874
52	2/19	PHILADELPHIA	W 104-88	11-41	McCants - 20	Jefferson - 14	12,981
53	2/21	SAN ANTONIO	L 99-100	11-42	Jefferson - 28	Smith - 6	13,920
54	2/24	DALLAS	L 83-99	11-43	Jefferson - 22	Jefferson - 8	19,429
55	2/26	UTAH	W 111-100	12-43	Jefferson, McCants - 22	Gomes - 11	15,009
56	2/27	@ Toronto	L 85-107	12-44	Jefferson - 23	Ratiff - 6	18,325
57	2/29	@ Cleveland	L 84-92	12-45	Jefferson - 22	Jefferson - 10	20,562
58	3/2	SEATTLE	L 108-111 (OT)	12-46	Jefferson - 30	Jefferson - 12	11,508
59	3/4	CHARLOTTE	L 89-109	12-47	Jefferson - 18	Jefferson - 11	10,019
60	3/5	@ Utah	L 76-105	12-48	Foye - 18	Jefferson - 10	19,911
61	3/7	@ Sacramento	W 111-103	13-48	McCants - 22	Jefferson - 13	13,990
62	3/8	@ L.A. Clippers	W 99-96	14-48	Jefferson - 30	Jefferson - 12	17,807
63	3/11	PORTLAND	L 96-103	14-49	Jefferson - 20	Jefferson - 10	13,433
64	3/14	@ Seattle	W 121-116	15-49	Gomes - 23	Gomes - 15	14,035
65	3/15	@ Portland	L 96-107	15-50	Jaric - 19	Jefferson - 11	20,079
66	3/17	L.A. CLIPPERS	W 99-90	16-50	Jefferson - 22	Jefferson - 14	10,034
67	3/19	MEMPHIS	W 98-94	17-50	Jefferson - 29	Jefferson - 13	12,666
68	3/21	@ Indiana	L 113-124	17-51	McCants - 22	Jefferson - 9	11,805
69	3/22	NEW YORK	W 114-93	18-51	Gomes - 26	Jefferson - 9	14,789
70	3/26	@ Houston	L 86-97	18-52	Jefferson - 21	Jefferson - 10	18,269
71	3/28	@ San Antonio	L 84-99	18-53	Gomes - 17	Gomes - 10	18,797
72	3/30	UTAH	W 110-103	19-53	Jefferson - 22	Jefferson - 8	19,356
73	4/1	DETROIT	L 90-94	19-54	Jefferson - 26	Gomes, Jefferson - 7	15,119
74	4/2	@ Utah	L 100-117	19-55	Jaric - 18	Jaric, Smith - 5	19,911
75	4/4	@ Phoenix	L 88-117	19-56	Jefferson - 24	Jefferson - 12	18,422
76	4/6	MEMPHIS	L 101-113	19-57	Gomes - 19	Gomes, Jefferson, Smith - 8	16,764
77	4/8	@ Charlotte	L 119-121	19-58	Jefferson - 40	Jefferson - 10	15,728
78	4/9	NEW ORLEANS	L 90-122	19-59	McCants - 23	Jefferson - 8	17,165
79	4/11	@ Orlando	W 102-101	20-59	Foye - 25	Jefferson - 11	17,519
80	4/12	@ Memphis	W 114-105	21-59	McCants - 23	Gomes - 12	10,281
81	4/15	@ Detroit	L 103-115	21-60	Jefferson - 30	Gomes, Jefferson - 9	22,076
82	4/16	MILWAUKEE	W 110-101 (OT)	22-60	Foye - 32	Jefferson - 11	17,459

2006-07 32-50



BACK ROW (L-R):

Ricki Davis, Justin Reed, Kevin Garnett, Mark Blount, Mark Madsen, Craig Smith, Trenton Hassell, Director of International Scouting Zarko Durisic.

MIDDLE ROW (L-R):

Strength and Conditioning Coach Dave Vitel, Assistant Athletic Trainer Anthony Aldridge, Athletic Trainer Gregg Farnam, Physical Therapist Andre Deloya, Athletic Training Intern Mike Joseph, Marko Jaric, Troy Hudson, Mike James, Rashad McCants, Randy Foye, Bracey Wright, Assistant Coach Brent Haskins, Video Coordinator Mike Lindahl, Orthopaedic Surgeon Dr. David Fischer, Vice President Team Medical Services Dr. Sheldon Burns.

FRONT ROW (L-R):

Assistant Coach Vince Taylor, Assistant General Manager Rob Babcock, Assistant General Manager Fred Hoiberg, General Manager Jim Stack, Chief Executive Officer Rob Moor, Owner Glen Taylor, Vice President of Basketball Operations Kevin McHale, Head Coach Randy Wittman, Assistant Coach Bob Ociepka, Assistant Coach Rex Kalamian, Assistant Coach Bob Thornton, Assistant Coach Aleksandar Dzikić.

PLAYER	G/GS	MIN	FIELD GOALS			3-POINT FG			FREE THROWS			REBOUNDS			AST	PF	STL	BLK	PTS	AVG
			FG	FGA	PCT	FG	FGA	PCT	FT	FTA	PCT	OFF	DEF	TOT						
Garnett	76/76	2995	638	1341	.476	12	56	.214	416	498	.835	183	792	975	313	184	89	126	1704	22.4
Davis	81/81	3021	506	1089	.465	123	310	.397	239	285	.839	54	261	315	385	189	80	23	1374	17.0
Blount	82/81	2544	427	839	.509	9	31	.290	147	195	.754	136	369	505	67	239	43	58	1010	12.3
Foye	82/12	1879	300	691	.434	68	185	.368	164	192	.854	49	169	218	232	184	53	21	832	10.1
James	82/65	2069	297	703	.422	80	215	.372	154	184	.837	25	138	163	297	171	55	7	828	10.1
Smith	82/5	1537	246	463	.531	0	6	.000	116	186	.624	149	267	416	49	223	51	18	608	7.4
Hassell	76/68	2223	217	443	.490	6	25	.240	72	92	.783	83	160	243	203	144	22	26	512	6.7
Hudson	34/6	554	74	195	.379	28	80	.350	26	32	.813	8	40	48	73	23	14	2	202	5.9
Jaric	70/13	1555	136	325	.418	32	85	.376	67	88	.761	54	130	184	145	172	75	16	371	5.3
McCants	37/0	554	62	177	.350	20	75	.267	40	58	.690	14	33	47	38	71	26	7	184	5.0
Wright	19/0	190	24	60	.400	6	20	.300	13	18	.722	7	14	21	15	6	9	1	67	3.5
Reed	41/3	318	40	107	.374	0	0	---	26	30	.867	15	31	46	17	44	5	3	106	2.6
Griffin	13/0	92	7	27	.259	0	1	.000	4	5	.800	7	18	25	4	8	0	7	18	1.4
Madsen	56/0	473	23	43	.535	0	0	---	15	29	.517	35	52	87	10	100	10	10	61	1.1
TIMBERWOLVES	82	20005	2997	6503	.461	384	1089	.353	1499	1892	.792	819	2474	3293	1848	1758	532	325	7877	96.4
OPPONENTS	82	20005	3075	6689	.460	518	1488	.348	1510	1987	.760	957	2438	3395	1782	1679	583	360	8178	99.7

G#	DATE	OPPONENT	WOLVES/OPP	RECORD	HIGH POINTS	HIGH REBOUNDS	ATTENDANCE
1	11/1	SACRAMENTO	W 92-83	1-0	Garnett - 24	Garnett - 12	19,356
2	11/3	@ Denver	W 112-109	2-0	Garnett - 27	Garnett - 15	19,234
3	11/4	@ Portland	L 86-88	2-1	Garnett - 20	Garnett - 10	20,113
4	11/6	@ Sacramento	L 81-93	2-2	James - 23	Blount, Garnett - 10	17,317
5	11/7	@ L.A. Lakers	L 88-95	2-3	Garnett - 26	Garnett - 9	18,997
6	11/11	ORLANDO	L 98-109	2-4	Garnett - 28	Garnett - 11	18,229
7	11/14	PORTLAND	W 101-89	3-4	Davis - 27	Garnett - 13	15,761
8	11/17	@ Cleveland	L 76-92	3-5	Garnett - 14	Garnett - 11	20,562
9	11/18	NO/OKLA. CITY	L 96-99	3-6	Garnett - 22	Garnett - 17	16,151
10	11/22	NEW YORK	W 107-89	4-6	Davis - 21	Garnett - 9	15,991
11	11/24	@ NO/Okla. City	W 86-79	5-6	Davis - 23	Garnett - 16	18,258
12	11/25	L.A. CLIPPERS	W 104-96	6-6	Garnett - 25	Garnett - 10	15,379
13	11/27	@ Dallas	L 87-93	6-7	Garnett - 19	Garnett - 12	19,939
14	11/28	@ Houston	L 75-82	6-8	Garnett - 25	Garnett - 11	12,709
15	12/1	DENVER	L 92-106	6-9	Davis, Garnett - 21	Garnett - 11	14,768
16	12/3	@ Philadelphia	W 95-84	7-9	Davis - 22	Garnett - 14	13,039
17	12/6	HOUSTON	W 90-84	8-9	Garnett - 24	Garnett - 12	15,017
18	12/8	UTAH	W 110-103	9-9	Garnett - 31	Garnett - 14	14,227
19	12/9	@ Chicago	W 91-81	10-9	Garnett - 18	Garnett - 12	22,011
20	12/13	@ San Antonio	L 82-95	10-10	Blount, Garnett - 19	Garnett - 12	18,362
21	12/16	@ Milwaukee	L 104-108	10-11	Garnett - 26	Blount - 10	17,970
22	12/20	L.A. LAKERS	L 94-111	10-12	Davis, Garnett - 22	Garnett - 11	16,788
23	12/22	MILWAUKEE	L 107-113	10-13	James - 28	Garnett - 14	13,334
24	12/23	@ Indiana	W 78-71	11-13	Garnett - 29	Garnett - 19	15,810
25	12/26	CHICAGO	W 100-98	12-13	Garnett - 26	Garnett - 14	16,294
26	12/27	@ Toronto	L 97-100	12-14	Garnett - 24	Garnett - 9	19,800
27	12/29	SEATTLE	W 101-82	13-14	Davis - 24	Garnett - 13	19,356
28	12/30	@ New Jersey	L 92-100	13-15	Davis, Foye - 18	Garnett - 11	18,956
29	1/1	@ Charlotte	W 102-96	14-15	Garnett - 32	Garnett - 14	14,827
30	1/3	SAN ANTONIO	W 103-101 (OT)	15-15	Blount - 28	Garnett - 17	14,185
31	1/5	PHILADELPHIA	W 104-102 (OT)	16-15	Garnett - 25	Garnett - 14	14,577
32	1/7	HOUSTON	W 103-99 (OT)	17-15	Garnett - 26	Garnett - 13	17,059
33	1/10	L.A. CLIPPERS	L 91-92	17-16	Davis - 24	Garnett - 17	14,223
34	1/12	@ Memphis	W 116-110	18-16	Garnett - 28	Garnett - 11	16,119
35	1/13	NEW JERSEY	W 109-98	19-16	Garnett - 32	Garnett - 14	16,220
36	1/15	@ Detroit	W 94-90 (OT)	20-16	Davis - 21	Garnett - 14	22,076
37	1/17	ATLANTA	L 88-105	20-17	Blount - 16	Garnett - 13	11,866
38	1/19	DETROIT	L 98-104 (2OT)	20-18	Blount - 22	Garnett - 19	20,119
39	1/21	@ Phoenix	L 102-131	20-19	Foye - 25	Hassell - 7	18,422
40	1/22	@ Utah	L 91-106	20-20	Davis - 32	Garnett - 11	19,911
41	1/24	@ Portland	L 98-101 (OT)	20-21	Garnett - 31	Garnett - 8	13,266
42	1/26	@ Seattle	L 100-102	20-22	Smith - 26	Garnett - 10	16,610
43	1/27	@ L.A. Clippers	W 101-87	21-22	Garnett - 32	Garnett - 9	19,060
44	1/29	PHOENIX	W 121-112	22-22	Garnett - 44	Garnett - 11	16,221
45	1/31	SACRAMENTO	L 98-100	22-23	Davis - 24	Garnett - 10	14,607
46	2/2	@ NO/Okla. City	L 83-90	22-24	Blount - 21	Garnett - 13	18,032
47	2/3	@ Dallas	L 93-94	22-25	Garnett - 25	Garnett - 12	20,467
48	2/5	@ Houston	L 77-105	22-26	Garnett - 18	Garnett - 12	10,761
49	2/7	GOLDEN STATE	W 121-93	23-26	Davis - 26	Garnett - 15	13,212
50	2/9	@ Memphis	L 97-105 (OT)	23-27	Blount - 25	Garnett - 17	25,963
51	2/11	BOSTON	W 109-107	24-27	Davis - 28	Garnett - 17	19,538
52	2/14	DENVER	W 99-94	25-27	Blount - 24	Garnett - 17	15,797
53	2/20	@ Washington	L 100-112	25-28	Garnett - 26	Garnett - 13	16,799
54	2/21	CHARLOTTE	L 95-100	25-29	Garnett - 22	Garnett - 11	16,576
55	2/23	PHOENIX	L 104-116	25-30	Garnett - 28	Garnett - 19	20,196
56	2/25	WASHINGTON	W 98-94	26-30	Davis - 27	Garnett - 17	15,347
57	2/27	DALLAS	L 65-91	26-31	Davis, Garnett - 15	Garnett - 13	13,326
58	3/2	UTAH	L 83-109	26-32	Garnett - 22	Blount, Hassell - 5	14,759
59	3/4	@ Boston	L 117-124 (2OT)	26-33	Davis - 35	Garnett - 13	18,271
60	3/6	L.A. LAKERS	W 117-107 (2OT)	27-33	Davis - 33	Garnett - 17	15,197
61	3/9	@ Miami	L 91-105	27-34	Garnett - 23	Garnett - 11	19,600
62	3/10	@ Atlanta	L 93-99	27-35	Garnett - 32	Garnett, Smith - 10	16,927
63	3/13	INDIANA	W 86-81	28-35	Garnett - 30	Garnett - 9	15,232
64	3/16	@ Golden State	L 86-106	28-36	Foye - 20	Garnett - 13	18,527
65	3/18	@ L.A. Lakers	L 102-109	28-37	Davis - 33	Garnett - 15	18,997
66	3/20	@ Phoenix	L 90-108	28-38	Garnett - 30	Garnett - 16	18,422
67	3/21	@ Sacramento	W 95-89	29-38	Foye - 24	Garnett - 18	17,317
68	3/23	@ Seattle	L 82-85	29-39	Smith - 19	Garnett - 22	16,794
69	3/25	PORTLAND	W 94-93	30-39	Garnett - 22	Garnett - 9	16,273
70	3/27	SEATTLE	L 106-114	30-40	Davis - 21	Garnett - 12	15,120
71	3/28	@ Utah	L 102-108	30-41	Garnett - 25	Garnett - 8	19,911
72	3/30	MIAMI	L 77-92	30-42	Garnett - 22	Garnett - 20	20,056
73	4/1	@ Orlando	W 105-104 (OT)	31-42	Davis - 36	Garnett - 14	17,451
74	4/3	CLEVELAND	L 88-101	31-43	Garnett - 22	Garnett - 12	16,118
75	4/6	@ New York	W 99-94	32-43	Foye - 19	Garnett - 15	19,763
76	4/7	NO/OKLA. CITY	L 94-96	32-44	McCants - 17	Garnett - 12	15,907
77	4/9	TORONTO	L 100-111	32-45	Davis - 28	Garnett - 10	15,561
78	4/11	DALLAS	L 88-105	32-46	Reed - 17	Blount - 10	13,671
79	4/13	SAN ANTONIO	L 91-110	32-47	James - 23	Smith - 9	19,356
80	4/15	@ Golden State	L 108-121	32-48	Davis - 42	Smith - 13	18,223
81	4/16	@ Denver	L 107-122	32-49	Foye, Reed - 19	Foye, Smith - 9	18,080
82	4/18	MEMPHIS	L 94-116	32-50	Foye - 26	Smith - 13	14,977

2005-06 33-49



BACK ROW (L-R):

Ricky Davis, Justin Reed, Kevin Garnett, Mark Blount, Eddie Griffin, Mark Madsen, Ronald Dupree.

MIDDLE ROW (L-R):

Athletic Training Intern Dave Kragness, Athletic Trainer Gregg Farnam, Physical Therapist Andre Deloya, Strength and Conditioning Coach Thomas McKinney, Marko Jaric, Troy Hudson, Trenton Hassell, Rashad McCants, Anthony Carter, Marcus Banks, Assistant Coach Brent Haskins, Basketball Consultant Fred Hoiberg, Orthopaedic Surgeon Dr. David Fischer, Medical Director Dr. Sheldon Burns.

FRONT ROW (L-R):

Assistant Coach Aleksandar Dzikić, Assistant Coach Vince Taylor, Assistant Coach Bob Thornton, General Manager Jim Stack, Chief Executive Officer Rob Moor, Owner Glen Taylor, Vice President of Basketball Operations Kevin McHale, President Chris Wright, Head Coach Dwane Casey, Assistant Coach Johnny Davis, Assistant Coach Rex Kalamian.

PLAYER	G/GS	MIN	FIELD GOALS			3-POINT FG			FREE THROWS			REBOUNDS			AST	PF	STL	BLK	PTS	AVG
			FG	FGA	PCT	FG	FGA	PCT	FT	FTA	PCT	OFF	DEF	TOT						
Garnett	76/76	2957	626	1191	.526	8	30	.267	396	489	.810	214	752	966	308	206	104	107	1656	21.8
Szczerbiasiak	40/40	1555	292	590	.495	58	143	.406	163	182	.896	36	154	190	112	90	21	15	805	20.1
Davis (TOT)	78/78	3207	584	1304	.448	73	242	.302	275	345	.797	65	286	351	394	190	91	17	1516	19.4
Davis (MIN)	36/36	1460	255	595	.429	33	117	.282	146	181	.807	25	139	164	173	99	42	8	689	19.1
Blount (TOT)	81/55	2240	373	734	.508	0	0	---	168	222	.757	96	269	365	99	254	40	76	914	11.3
Blount (MIN)	42/30	1157	179	354	.506	0	0	---	71	95	.747	60	143	203	33	147	25	40	429	10.2
Banks (TOT)	58/29	1496	219	468	.468	22	63	.349	118	147	.803	23	112	135	220	162	54	11	578	10.0
Banks (MIN)	40/28	1228	186	388	.479	16	44	.364	91	117	.778	19	97	116	188	124	47	11	479	12.0
Hudson	36/0	800	127	333	.381	40	101	.396	48	52	.923	8	36	44	106	55	12	4	342	9.5
Hassell	77/67	2514	286	616	.464	7	23	.304	131	176	.744	82	134	216	203	201	43	29	710	9.2
Wright	7/0	135	21	51	.412	6	17	.353	14	16	.875	3	15	18	5	8	1	0	62	8.9
McCants	79/12	1362	241	535	.450	67	180	.372	78	106	.736	29	114	143	63	176	44	22	627	7.9
Jaric	75/49	2102	226	566	.399	40	133	.301	95	138	.688	60	173	233	293	189	108	21	587	7.8
Olowokandi	32/24	752	87	195	.446	0	0	---	19	39	.487	45	134	179	17	100	19	27	193	6.0
Griffin	70/27	1359	130	370	.351	16	82	.195	44	74	.595	107	282	389	40	125	13	148	320	4.6
Reed (TOT)	72/6	997	119	295	.403	0	1	.000	87	120	.725	53	71	124	41	163	23	15	325	4.5
Reed (MIN)	40/6	706	94	221	.425	0	1	.000	62	80	.775	40	55	95	34	118	18	11	250	6.3
Carter	45/8	589	53	137	.387	4	15	.267	40	55	.727	9	53	62	101	71	24	9	150	3.3
Frahm	25/0	225	24	65	.369	15	48	.313	3	5	.600	3	20	23	15	22	3	2	66	2.6
Dupree	36/0	265	33	63	.524	0	1	.000	14	41	.341	21	28	49	14	44	12	0	80	2.2
Madsen	62/7	676	27	66	.409	0	7	.000	20	47	.426	50	91	141	11	114	23	17	74	1.2
Tskitishvili	5/0	13	1	4	.250	0	0	---	1	2	.500	0	2	2	0	0	0	0	3	0.6
TIMBERWOLVES	82	19855	2888	6340	.456	310	942	.329	1436	1895	.758	811	2422	3233	1716	1889	559	471	7522	91.7
OPPONENTS	82	19855	2852	6474	.441	447	1229	.364	1525	2072	.736	974	2411	3385	1554	1736	539	374	7676	93.6

•2005-06 DAY-BY-DAY•

G#	DATE	OPPONENT	WOLVES/OPP	RECORD	HIGH POINTS	HIGH REBOUNDS	ATTENDANCE
1	11/2	PORTLAND	W 90-86	1-0	Garnett, Frahm - 18	Olowokandi - 8	16,799
2	11/4	@ Seattle	L 102-107 (OT)	1-1	Garnett - 23	Olowokandi - 10	17,072
3	11/5	@ LA Clippers	L 99-100 (OT)	1-2	Garnett - 25	Garnett - 15	16,212
4	11/7	LA CLIPPERS	W 93-78	2-2	Garnett - 22	Garnett - 11	11,791
5	11/9	LA LAKERS	W 88-74	3-2	Garnett - 17	Garnett - 15	15,192
6	11/13	@ Denver	L 91-102	3-3	Szczerbiasiak - 20	Garnett - 9	16,545
7	11/15	HOUSTON	L 89-94	3-4	Garnett - 25	Olowokandi - 6	14,091
8	11/17	WASHINGTON	W 109-98	4-4	Garnett - 25	Garnett - 13	13,683
9	11/19	CHARLOTTE	W 102-89	5-4	Garnett - 19	Garnett - 11	15,892
10	11/23	@ NO/Okla. City	L 80-84	5-5	Garnett - 24	Garnett - 11	19,163
11	11/25	MILWAUKEE	W 99-91	6-5	Szczerbiasiak - 30	Garnett - 12	17,422
12	11/26	@ Cleveland	W 89-85	7-5	Garnett - 26	Griffin - 12	20,562
13	11/29	LA CLIPPERS	L 84-93	7-6	Garnett - 29	Griffin - 14	13,101
14	12/2	@ LA Lakers	W 113-108	8-6	Szczerbiasiak - 34	Garnett - 8	18,997
15	12/4	@ Sacramento	W 85-77	9-6	Szczerbiasiak - 18	Garnett - 10	17,317
16	12/5	@ Utah	W 91-77	10-6	Szczerbiasiak - 26	Griffin - 11	18,218
17	12/7	@ Portland	W 84-74	11-6	Jaric, Szczerbiasiak - 19	Garnett - 14	12,401
18	12/10	LA LAKERS	W 95-82	12-6	Garnett - 30	Griffin - 12	18,739
19	12/12	@ Philadelphia	L 89-90 (OT)	12-7	Szczerbiasiak - 23	Olowokandi - 10	13,310
20	12/13	SACRAMENTO	L 91-93	12-8	Szczerbiasiak - 25	Madsen - 10	13,989
21	12/15	SAN ANTONIO	L 88-90	12-9	Garnett - 24	Garnett - 21	17,003
22	12/18	@ Dallas	L 95-102	12-10	Szczerbiasiak - 28	Garnett - 16	20,134
23	12/21	NO/OKLA. CITY	W 88-69	13-10	Szczerbiasiak - 21	Olowokandi - 10	14,454
24	12/23	PORTLAND	L 83-91	13-11	Szczerbiasiak - 26	Garnett - 8	14,875
25	12/26	PHOENIX	L 89-103	13-12	Szczerbiasiak - 27	Garnett - 19	17,197
26	12/28	SEATTLE	W 108-95	14-12	Szczerbiasiak - 30	Griffin - 12	17,819
27	12/30	@ Orlando	L 87-107	14-13	Garnett - 29	Garnett - 11	15,683
28	1/1	@ Miami	L 70-97	14-14	Szczerbiasiak - 19	Garnett - 11	20,274
29	1/4	DALLAS	W 91-78	15-14	Garnett - 23	Garnett - 10	15,702
30	1/6	@ San Antonio	L 77-83	15-15	Garnett - 18	Garnett - 17	18,797
31	1/7	@ Dallas	L 79-83	15-16	Garnett - 26	Garnett - 11	20,151
32	1/10	@ Milwaukee	L 92-95	15-17	Jaric - 21	Garnett - 13	15,417
33	1/11	CHICAGO	W 99-93	16-17	Garnett - 28	Garnett - 14	15,177
34	1/13	DENVER	W 103-89	17-17	Garnett - 31	Garnett - 15	18,417
35	1/16	@ New York	W 96-90	18-17	Garnett, Szczerbiasiak - 24	Garnett - 16	18,277
36	1/18	@ Boston	L 96-103	18-18	Garnett - 29	Garnett - 13	15,859
37	1/20	INDIANA	W 90-85	19-18	Szczerbiasiak - 20	Griffin - 14	18,991
38	1/22	PHILADELPHIA	L 84-86	19-19	Szczerbiasiak - 18	Garnett - 14	15,893
39	1/24	DETROIT	L 83-107	19-20	Garnett - 21	Garnett - 10	17,232
40	1/25	@ Memphis	L 87-107	19-21	Garnett - 29	Garnett - 9	16,813
41	1/27	@ Houston	W 96-92	20-21	Davis, Garnett - 26	Garnett - 12	14,408
42	1/28	@ San Antonio	L 88-102	20-22	Garnett - 23	Garnett - 10	18,797
43	1/30	BOSTON	W 110-85	21-22	Banks - 20	Blount - 10	17,003
44	2/1	@ Detroit	L 74-90	21-23	Hassell, Garnett - 14	Garnett - 12	22,076
45	2/3	@ Portland	L 85-89	21-24	Garnett - 27	Garnett - 15	15,004
46	2/4	@ Golden State	L 77-109	21-25	Davis - 20	Garnett - 11	20,023
47	2/6	@ Phoenix	W 103-101	22-25	Garnett, Banks - 19	Garnett - 12	17,972
48	2/8	CLEVELAND	L 91-97	22-26	Davis - 33	Garnett - 18	17,093
49	2/10	UTAH	L 80-94	22-27	Hassell - 19	Garnett - 18	17,622
50	2/11	NO/OKLA. CITY	L 94-100	22-28	Davis - 23	Garnett - 21	15,933
51	2/13	TORONTO	L 94-98	22-29	Garnett - 23	Garnett - 19	14,911
52	2/15	SEATTLE	W 102-92	23-29	Davis - 25	Garnett - 15	16,083
53	2/21	@ Washington	L 78-90	23-30	Davis - 25	Garnett - 11	14,998
54	2/24	DENVER	L 101-102 (OT)	23-31	Garnett - 23	Garnett - 15	19,356
55	2/26	MEMPHIS	W 105-99	24-31	Davis - 35	Garnett - 10	16,298
56	2/28	@ Chicago	L 100-111	24-32	Garnett - 27	Garnett - 12	19,865
57	3/1	NEW JERSEY	W 100-90	25-32	Garnett - 26	Garnett - 16	15,369
58	3/5	GOLDEN STATE	W 103-90	26-32	Garnett - 23	Garnett - 21	15,797
59	3/7	HOUSTON	L 87-93	26-33	Banks - 26	Garnett - 21	16,588
60	3/8	@ Utah	L 93-96	26-34	Garnett - 26	Garnett - 13	17,490
61	3/10	@ Seattle	L 96-107	26-35	Blount - 23	Garnett - 11	16,713
62	3/11	@ Phoenix	L 102-110	26-36	Garnett - 28	Garnett - 10	18,422
63	3/13	@ LA Clippers	L 87-95	26-37	Davis - 20	Garnett - 16	17,258
64	3/15	@ LA Lakers	L 89-92	26-38	Banks - 18	Garnett - 14	18,997
65	3/16	@ Golden State	L 97-105	26-39	Davis - 29	Garnett - 17	17,526
66	3/19	SACRAMENTO	W 95-89	27-39	Garnett - 37	Garnett - 10	18,207
67	3/21	MIAMI	W 100-96	28-39	Davis - 26	Garnett - 11	17,927
68	3/23	@ New Jersey	L 82-86	28-40	Garnett - 24	Garnett - 11	15,952
69	3/24	@ Toronto	L 77-97	28-41	Garnett - 15	Garnett - 12	17,493
70	3/26	NEW YORK	W 98-94	29-41	Garnett - 26	Garnett - 15	16,201
71	3/29	ORLANDO	W 103-91	30-41	Garnett - 27	Garnett - 19	15,142
72	3/31	@ Denver	L 94-106	30-42	Garnett - 22	Garnett - 16	19,497
73	4/2	GOLDEN STATE	W 106-104 (OT)	31-42	Banks - 24	Garnett - 13	15,834
74	4/4	@ Charlotte	L 92-97	31-43	Garnett - 24	Garnett - 22	14,214
75	4/5	@ Atlanta	L 99-101	31-44	Davis - 33	Garnett - 15	15,969
76	4/7	UTAH	L 95-103	31-45	Reed - 18	Garnett - 13	16,622
77	4/9	ATLANTA	W 84-83	32-45	McCants - 28	Jaric - 9	15,557
78	4/11	@ Memphis	L 76-92	32-46	Reed - 14	Reed - 8	15,571
79	4/12	@ Houston	W 82-79	33-46	Blount - 16	Griffin, Wright - 6	16,499
80	4/14	@ Indiana	L 77-89	33-47	Griffin - 18	Griffin - 12	18,345
81	4/16	SAN ANTONIO	L 90-103	33-48	Banks - 25	Blount, McCants - 6	15,231
82	4/19	MEMPHIS	L 92-102 (2OT)	33-49	Wright - 19	Griffin - 15	15,934

2004-05 44-38



BACK ROW (L-R):

Mark Madsen, John Thomas, Ervin Johnson, Kevin Garnett, Michael Olowokandi, Eddie Griffin, Ndudi Ebi, Wally Szczerbiak.

MIDDLE ROW (L-R):

Athletic Trainer Gregg Farnam, Physical Therapist Andre Deloya, Strength and Conditioning Coach Thomas McKinney, Anthony Carter, Troy Hudson, Sam Cassell, Latrell Sprewell, Trenton Hassell, Fred Hoiberg, Orthopaedic Surgeon Dr. David Fischer, Medical Director Dr. Sheldon Burns, Video Coordinator Mike Lindahl, Athletic Training Intern Chris Walker.

FRONT ROW (L-R):

Assistant Coach Don Zierden, Assistant Coach Randy Wittman, General Manager Jim Stack, Chief Executive Officer Rob Moor, Owner Glen Taylor, Vice President of Basketball Operations/Head Coach Kevin McHale, President Chris Wright, Assistant Coach Jerry Sichting, Assistant Coach Sid Lowe.

PLAYER	G/GS	MIN	FIELD GOALS			3-POINT FG			FREE THROWS			REBOUNDS			AST	PF	STL	BLK	PTS	AVG
			FG	FGA	PCT	FG	FGA	PCT	FT	FTA	PCT	OFF	DEF	TOT						
Garnett	82/82	3121	683	1360	.502	6	25	.240	445	549	.811	247	861	1108	466	207	121	112	1817	22.2
Szczerbiak	81/37	2558	465	919	.506	63	169	.373	260	304	.855	82	221	303	191	178	40	16	1253	15.5
Cassell	59/38	1522	319	687	.464	27	103	.262	134	155	.865	25	132	157	301	160	36	14	799	13.5
Ebi	2/0	54	11	21	.524	0	1	.000	5	9	.556	6	10	16	1	7	1	1	27	13.5
Sprewell	80/79	2450	398	961	.414	69	211	.327	156	188	.830	65	189	254	179	124	53	21	1021	12.8
Hudson	79/32	1729	266	664	.401	89	258	.345	70	90	.778	19	86	105	283	121	27	6	691	8.7
Griffin	70/0	1492	202	522	.387	67	204	.328	56	78	.718	128	325	453	53	120	23	118	527	7.5
Hassell	82/51	2068	225	475	.474	1	11	.091	90	114	.789	80	139	219	128	200	30	30	541	6.6
Olowokandi	62/34	1215	161	353	.456	0	0	---	46	69	.667	106	218	324	29	193	15	56	368	5.9
Hoiberg	76/0	1272	139	284	.489	70	145	.483	89	102	.873	32	149	181	85	105	50	15	437	5.8
Carter	66/12	742	72	177	.407	2	17	.118	35	51	.686	12	57	69	161	88	35	18	181	2.7
Thomas	44/8	521	42	86	.488	0	0	---	27	46	.587	39	58	97	17	82	15	13	111	2.5
Madsen	41/14	601	34	66	.515	0	0	---	20	40	.500	63	65	128	18	103	7	14	88	2.1
Johnson	46/23	410	28	54	.519	1	1	1.000	16	25	.640	43	70	113	6	86	7	13	73	1.6
TIMBERWOLVES	82	19755	3045	6629	.459	395	1145	.345	1449	1820	.796	947	2580	3527	1918	1774	460	447	7934	96.8
OPPONENTS	82	19755	2967	6777	.438	468	1291	.363	1413	1880	.752	1032	2359	3391	1783	1629	540	323	7815	95.3

•2004-05 DAY-BY-DAY•

G#	DATE	OPPONENT	WOLVES/OPP	RECORD	HIGH POINTS	HIGH REBOUNDS	ATTENDANCE
1	11/3	NEW YORK	W 99-93	1-0	Garnett - 25	Garnett - 20	17,295
2	11/4	@ Denver	L 92-94 (OT)	1-1	Garnett - 28	Garnett - 15	19,099
3	11/6	NEW ORLEANS	W 99-92	2-1	Garnett - 29	Garnett - 15	15,812
4	11/9	INDIANA	L 101-102	2-2	Garnett - 22	Garnett - 10	15,409
5	11/11	@ Houston	W 96-91	3-2	Garnett - 20	Garnett - 17	15,566
6	11/16	MIAMI	W 108-97	4-2	Garnett - 25	Garnett - 21	17,347
7	11/17	@ Detroit	L 85-93	4-3	Garnett, Sprewell - 24	Garnett - 13	22,076
8	11/20	@ New Orleans	W 99-94	5-3	Griffin - 23	Garnett - 12	15,632
9	11/22	@ Dallas	W 83-82	6-3	Garnett - 21	Garnett - 17	19,939
10	11/23	SEATTLE	L 92-103	6-4	Garnett, Szczerbiak - 16	Garnett - 14	16,129
11	11/25	@ Indiana	L 102-106	6-5	Garnett - 23	Garnett - 9	17,149
12	11/26	MEMPHIS	W 115-90	7-5	Garnett - 26	Garnett - 15	17,985
13	11/28	@ Sacramento	W 121-110	8-5	Garnett - 28	Garnett - 16	17,317
14	12/1	@ Golden State	W 107-99	9-5	Cassell - 26	Garnett - 16	15,706
15	12/3	@ Phoenix	W 97-93	10-5	Garnett - 23	Garnett - 19	16,915
16	12/4	@ L.A. Clipper	W 107-100 (OT)	11-5	Cassell - 30	Garnett - 15	17,587
17	12/7	DALLAS	L 87-97	11-6	Garnett - 32	Garnett - 12	16,235
18	12/8	@ Philadelphia	W 119-84	12-6	Griffin - 27	Garnett - 11	16,393
19	12/10	SACRAMENTO	W 113-105	13-6	Garnett - 35	Garnett - 18	19,101
20	12/11	@ Chicago	L 88-99	13-7	Cassell - 17	Garnett - 21	20,782
21	12/14	PORTLAND	W 100-89	14-7	Szczerbiak - 28	Garnett - 19	15,103
22	12/15	@ Toronto	L 90-96	14-8	Garnett - 23	Garnett - 15	16,888
23	12/17	L.A. CLIPPERS	W 113-86	15-8	Szczerbiak - 29	Garnett - 10	18,371
24	12/21	@ Cleveland	L 97-107	15-9	Garnett - 26	Garnett - 13	19,094
25	12/23	@ San Antonio	L 82-96	15-10	Szczerbiak - 22	Olowokandi - 12	18,797
26	12/26	WASHINGTON	W 109-74	16-10	Szczerbiak - 23	Garnett - 12	16,433
27	12/29	@ New York	L 87-100	16-11	Sprewell - 22	Garnett - 13	19,763
28	1/1	MEMPHIS	L 95-104	16-12	Garnett - 30	Garnett - 10	16,577
29	1/4	PHOENIX	L 115-122	16-13	Garnett - 47	Garnett - 17	18,132
30	1/5	@ Charlotte	L 84-102	16-14	Garnett - 23	Garnett - 20	12,037
31	1/7	PHILADELPHIA	W 89-84	17-14	Cassell - 26	Garnett - 18	19,420
32	1/8	@ Washington	L 114-117	17-15	Garnett - 25	Garnett - 19	20,173
33	1/10	L.A. LAKERS	L 96-105	17-16	Garnett - 23	Garnett - 13	18,642
34	1/12	ORLANDO	L 80-87	17-17	Garnett - 19	Garnett - 25	15,532
35	1/14	@ Denver	W 93-83	18-17	Sprewell - 29	Garnett - 10	18,906
36	1/15	PORTLAND	W 92-84	19-17	Sprewell - 18	Griffin - 18	17,439
37	1/17	TORONTO	L 91-100	19-18	Szczerbiak - 25	Garnett - 14	16,632
38	1/19	@ L.A. Lakers	L 90-93	19-19	Garnett - 27	Garnett - 9	18,417
39	1/21	@ Seattle	W 112-107	20-19	Szczerbiak - 34	Garnett - 8	17,072
40	1/22	@ Portland	W 92-83	21-19	Szczerbiak - 18	Garnett - 16	18,432
41	1/24	DETROIT	W 86-83	22-19	Garnett - 22	Griffin - 10	17,439
42	1/26	ATLANTA	W 104-87	23-19	Sprewell - 32	Garnett - 10	15,423
43	1/28	UTAH	W 93-91	24-19	Garnett - 25	Garnett - 14	19,553
44	1/30	SACRAMENTO	L 84-94	24-20	Garnett - 21	Garnett - 13	18,722
45	2/1	@ Milwaukee	L 86-91	24-21	Sprewell - 24	Garnett - 13	15,947
46	2/2	PHOENIX	L 79-108	24-22	Szczerbiak - 16	Garnett - 13	17,179
47	2/4	HOUSTON	L 113-119 (OT)	24-23	Cassell - 24	Garnett - 14	19,444
48	2/6	BOSTON	L 100-103	24-24	Garnett, Olowokandi - 21	Garnett - 13	16,174
49	2/8	@ Memphis	L 96-108	24-25	Garnett - 24	Griffin - 9	16,169
50	2/9	DENVER	W 98-92	25-25	Garnett - 24	Garnett - 11	15,442
51	2/11	@ Utah	L 82-100	25-26	Sprewell - 16	Garnett - 8	19,291
52	2/13	CHICAGO	L 83-87	25-27	Sprewell - 26	Garnett - 14	19,420
53	2/15	NEW JERSEY	W 82-71	26-27	Garnett, Olowokandi - 17	Olowokandi - 12	16,299
54	2/17	CLEVELAND	W 94-88	27-27	Szczerbiak - 26	Garnett - 18	18,122
55	2/24	@ L.A. Clippers	L 86-92	27-28	Sprewell - 17	Olowokandi - 11	18,569
56	2/25	@ Seattle	L 88-98	27-29	Garnett - 31	Garnett - 14	17,072
57	2/27	@ Portland	W 91-83	28-29	Sprewell - 27	Garnett - 12	17,068
58	3/2	GOLDEN STATE	L 93-99	28-30	Garnett - 28	Garnett - 13	15,074
59	3/6	MILWAUKEE	W 103-97	29-30	Szczerbiak - 28	Garnett - 10	18,779
60	3/6	@ Boston	W 99-97	30-30	Garnett - 21	Garnett - 13	17,242
61	3/8	CHARLOTTE	W 102-97	31-30	Garnett - 30	Garnett - 15	16,333
62	3/10	@ Miami	L 90-107	31-31	Garnett - 22	Garnett - 19	19,854
63	3/11	@ Orlando	W 101-96	32-31	Garnett - 25	Garnett - 18	16,326
64	3/13	DALLAS	L 93-102	32-32	Garnett - 24	Garnett - 13	19,420
65	3/15	@ Dallas	W 100-91	33-32	Garnett - 25	Garnett - 12	20,434
66	3/16	@ San Antonio	L 73-89	33-33	Sprewell - 21	Garnett - 11	18,797
67	3/18	@ Memphis	L 83-88	33-34	Garnett - 30	Garnett - 19	18,119
68	3/20	HOUSTON	W 94-86	34-34	Garnett - 30	Garnett - 17	18,071
69	3/23	NEW ORLEANS	W 107-102	35-34	Garnett - 24	Garnett - 13	15,877
70	3/26	@ New Jersey	W 96-75	36-34	Cassell - 23	Garnett - 8	17,849
71	3/27	L.A. CLIPPERS	W 89-85	37-34	Garnett - 20	Garnett - 13	14,007
72	3/31	@ L.A. Lakers	W 105-96	38-34	Garnett - 23	Garnett - 12	18,997
73	4/1	@ Phoenix	L 98-107	38-35	Szczerbiak - 18	Garnett, Griffin - 15	18,422
74	4/1	@ Sacramento	W 112-100	39-35	Garnett - 30	Garnett - 13	17,317
75	4/6	UTAH	W 111-86	40-35	Szczerbiak - 20	Garnett - 16	15,022
76	4/8	DENVER	L 104-107	40-36	Cassell - 27	Garnett - 16	19,904
77	4/9	@ Atlanta	L 98-105	40-37	Garnett - 31	Olowokandi - 13	17,583
78	4/13	GOLDEN STATE	W 116-100	41-37	Sprewell - 27	Garnett - 15	15,239
79	4/15	@ Utah	W 100-84	42-37	Garnett - 22	Garnett, Griffin - 9	18,817
80	4/17	SEATTLE	L 94-109	42-38	Sprewell - 20	Garnett, Griffin - 8	17,779
81	4/18	@ New Orleans	W 102-99	43-38	Szczerbiak - 18	Ebi - 8	15,234
82	4/20	SAN ANTONIO	W 95-73	44-38	Hassell - 19	Olowokandi - 14	18,122

2003-04 58-24



BACK ROW (L-R):

Gary Trent, Mark Madsen, Ervin Johnson, Kevin Garnett, Michael Olowokandi, Oliver Miller, Ndudi Ebi, Wally Szczerbiak.

MIDDLE ROW (L-R):

Athletic Training Intern Eric Sand, Athletic Trainer Gregg Farnam, Strength and Conditioning Coach/Assistant Trainer Joe Sharpe, Physical Therapist Andre Deloya, Troy Hudson, Sam Cassell, Latrell Sprewell, Trenton Hassell, Fred Hoiberg, Medical Director Dr. Sheldon Burns, Orthopaedic Surgeon Dr. David Fischer.

FRONT ROW (L-R):

Assistant Coach Greg Ballard, Special Assistant to the VP of Basketball Operations/General Manager Ed Prohovsky, Assistant Coach Don Zierden, Assistant Coach Randy Wittman, Vice President of Player Personnel Rob Babcock, President Rob Moor, Vice President of Basketball Operations/General Manager Kevin McHale, Head Coach Flip Saunders, Director of Scouting and Player Development/Assistant Coach Jerry Sichting, Assistant Coach Sid Lowe.

PLAYER	G/GS	MIN	FIELD GOALS			3-POINT FG			FREE THROWS			REBOUNDS			AST	PF	STL	BLK	PTS	AVG
			FG	FGA	PCT	FG	FGA	PCT	FT	FTA	PCT	OFF	DEF	TOT						
Garnett	82/82	3231	804	1611	.499	11	43	.256	368	465	.791	245	894	1139	409	202	120	178	1987	24.2
Cassell	81/81	2838	620	1270	.488	74	86	.398	289	331	.873	44	227	271	592	247	102	18	1603	19.8
Sprewell	82/82	3100	518	1266	.409	99	299	.331	240	295	.814	56	254	310	286	101	88	21	1375	16.8
Szczerbiak	28/0	622	106	236	.449	20	46	.435	53	64	.828	24	64	88	33	42	12	1	285	10.2
Hudson	29/1	503	80	207	.386	31	77	.403	27	33	.818	4	31	35	70	32	7	0	218	7.5
Hoiberg	79/3	1804	178	383	.465	76	172	.442	98	116	.845	21	247	268	109	136	66	10	530	6.7
Olowokandi	43/25	925	121	285	.425	0	0	---	36	61	.590	78	167	245	24	137	16	68	278	6.5
Trent	68/2	1025	155	328	.473	0	6	.000	69	91	.758	83	133	216	49	129	12	17	379	5.6
Hassell	81/74	2264	177	381	.465	4	13	.308	48	61	.787	68	189	257	133	200	36	54	406	5.0
Madsen	72/12	1246	101	204	.495	0	6	.000	57	118	.483	134	138	272	28	175	33	18	259	3.6
Martin	16/0	172	20	67	.299	6	26	.231	9	9	1.000	2	5	7	23	23	2	1	55	3.4
McLeod	33/0	391	27	82	.329	1	10	.100	33	43	.767	5	29	34	59	39	16	1	88	2.7
Goldwire	5/0	66	5	14	.357	2	6	.333	1	1	1.000	1	5	6	10	5	3	0	13	2.6
Miller	48/1	506	53	100	.530	0	1	.000	15	23	.652	46	84	130	36	91	19	26	121	2.5
Johnson	66/47	965	55	103	.534	0	1	.000	17	28	.607	61	171	232	24	156	27	43	127	1.9
Lewis	14/0	65	7	20	.350	2	5	.400	0	0	---	1	6	7	2	10	2	2	16	1.1
Ebi	17/0	32	6	14	.429	0	0	---	1	4	.250	2	1	3	3	6	0	4	13	0.8
TIMBERWOLVES	82	19755	3033	6571	.462	326	897	.363	1361	1743	.781	875	2645	3520	1890	1731	561	462	7753	94.5
OPPONENTS	82	19755	2741	6625	.414	395	1181	.334	1426	1893	.753	1001	2400	3401	1701	1656	547	296	7303	89.1

•2003-04 DAY-BY-DAY•

G#	DATE	OPPONENT	WOLVES/OPP	RECORD	HIGH POINTS	HIGH REBOUNDS	ATTENDANCE
1	10/29	MILWAUKEE	W 95-89	1-0	Garnett - 25	Garnett - 21	17,784
2	10/31	@ New Jersey	L 61-84	1-1	Garnett - 23	Sprewell - 10	17,145
3	11/1	TORONTO	W 73-56	2-1	Garnett - 20	Garnett - 7	15,869
4	11/3	@ Utah	L 88-93	2-2	Cassell - 27	Olowokandi - 8	17,177
5	11/5	SACRAMENTO	L 121-125 (OT)	2-3	Garnett - 28	Garnett - 11	15,889
6	11/7	@ Orlando	W 100-71	3-3	Sprewell - 22	Garnett - 17	16,074
7	11/8	@ Miami	W 88-79	4-3	Garnett - 25	Garnett - 17	14,645
8	11/11	SEATTLE	L 87-89	4-4	Garnett - 26	Garnett - 13	14,107
9	11/13	@ Chicago	W 92-89 (OT)	5-4	Sprewell - 27	Garnett - 17	21,722
10	11/14	UTAH	L 77-85	5-5	Garnett - 23	Garnett - 14	17,182
11	11/18	DENVER	W 89-76	6-5	Garnett - 26	Garnett - 11	15,090
12	11/21	@ Cleveland	W 97-83	7-5	Sprewell - 31	Garnett - 15	19,269
13	11/22	L.A. CLIPPERS	W 103-91	8-5	Garnett - 30	Garnett - 19	16,080
14	11/25	@ Indiana	L 75-98	8-6	Garnett, Cassell - 25	Garnett - 16	14,540
15	11/26	NEW YORK	L 92-97	8-7	Garnett - 25	Garnett - 14	15,901
16	11/28	@ Memphis	W 102-98	9-7	Cassell - 25	Garnett - 18	16,741
17	11/29	@ Dallas	L 88-92	9-8	Garnett - 28	Garnett - 20	20,089
18	12/3	@ Phoenix	W 92-79	10-8	Cassell - 27	Garnett - 12	16,508
19	12/5	@ Sacramento	W 112-109 (OT)	11-8	Sprewell - 37	Garnett - 25	17,317
20	12/7	@ L.A. Clippers	W 96-94	12-8	Sprewell - 27	Garnett - 8	14,370
21	12/9	GOLDEN STATE	L 95-98	12-9	Garnett - 33	Garnett - 14	14,195
22	12/12	@ Washington	W 110-91	13-9	Cassell - 25	Garnett - 16	16,802
23	12/15	@ Boston	W 116-95	14-9	Garnett, Cassell - 27	Garnett - 12	17,234
24	12/16	HOUSTON	W 92-75	15-9	Cassell - 25	Garnett - 13	15,715
25	12/18	DALLAS	W 114-109	16-9	Garnett - 35	Trent - 12	17,794
26	12/20	INDIANA	W 102-80	17-9	Garnett - 28	Garnett - 9	16,624
27	12/23	@ New York	W 98-92	18-9	Cassell, Sprewell - 31	Garnett - 13	19,763
28	12/26	@ Portland	L 92-101	18-10	Garnett - 27	Garnett - 10	17,237
29	12/27	@ Seattle	W 104-86	19-10	Garnett - 28	Garnett - 14	17,072
30	12/30	CHICAGO	W 98-93	20-10	Garnett - 28	Garnett - 15	20,092
31	1/2	ATLANTA	W 93-75	21-10	Garnett - 18	Garnett - 15	17,074
32	1/3	@ Dallas	L 112-119	21-11	Cassell - 34	Garnett - 22	19,936
33	1/6	L.A. LAKERS	W 106-90	22-11	Sprewell - 30	Garnett - 18	20,095
34	1/8	PORTLAND	W 96-75	23-11	Garnett - 26	Garnett - 14	15,599
35	1/10	MIAMI	W 83-77	24-11	Garnett - 28	Garnett - 17	17,026
36	1/13	@ New Orleans	W 94-89	25-11	Sprewell - 26	Garnett - 14	14,701
37	1/14	@ San Antonio	W 100-93	26-11	Cassell - 33	Garnett - 10	17,411
38	1/17	@ Houston	L 76-95	26-12	Cassell - 25	Garnett - 7	18,145
39	1/19	NEW ORLEANS	W 97-90	27-12	Garnett - 29	Garnett - 15	17,117
40	1/21	@ Toronto	W 108-97	28-12	Cassell - 30	Garnett - 11	18,846
41	1/23	DETROIT	W 80-79	29-12	Garnett - 22	Garnett - 17	19,006
42	1/25	PHOENIX	W 99-95	30-12	Cassell - 32	Garnett - 17	16,002
43	1/26	@ Denver	W 97-95	31-12	Garnett - 31	Garnett - 13	15,320
44	1/28	@ Golden State	L 90-97	31-13	Sprewell - 27	Garnett - 20	18,112
45	1/30	@ L.A. Lakers	W 97-84	32-13	Sprewell - 35	Garnett - 11	18,997
46	2/1	PHILADELPHIA	W 106-101	33-13	Garnett - 32	Garnett - 13	16,987
47	2/3	ORLANDO	W 113-100	34-13	Garnett - 30	Garnett - 14	14,979
48	2/4	@ Atlanta	L 89-97	34-14	Cassell - 20	Garnett - 12	16,073
49	2/6	CLEVELAND	W 103-92	35-14	Garnett - 35	Garnett - 12	19,212
50	2/8	MEMPHIS	L 98-99	35-15	Cassell - 34	Garnett - 16	19,179
51	2/10	L.A. CLIPPERS	W 96-84	36-15	Garnett - 31	Garnett - 16	15,298
52	2/11	@ Utah	W 77-66	37-15	Cassell - 24	Garnett - 12	19,911
53	2/17	PHOENIX	W 110-95	38-15	Garnett - 32	Garnett - 14	16,181
54	2/19	SACRAMENTO	W 92-75	39-15	Garnett - 22	Garnett - 24	18,667
55	2/20	@ Detroit	W 88-87	40-15	Garnett - 25	Garnett - 13	22,076
56	2/22	SAN ANTONIO	L 92-94	40-16	Garnett - 28	Garnett - 10	20,347
57	2/24	@ Milwaukee	W 108-102	41-16	Cassell - 29	Garnett - 18	18,717
58	2/25	NEW JERSEY	W 81-68	42-16	Hudson - 24	Olowokandi - 11	17,232
59	2/27	GOLDEN STATE	W 91-81	43-16	Garnett - 29	Hoiberg - 11	19,012
60	2/29	@ Philadelphia	L 74-81	43-17	Garnett - 27	Garnett - 13	20,453
61	3/3	DALLAS	W 121-97	44-17	Garnett - 28	Garnett - 19	19,006
62	3/5	HOUSTON	L 109-112	44-18	Garnett - 32	Garnett - 18	20,109
63	3/7	BOSTON	L 77-80	44-19	Garnett - 20	Garnett, Olowokandi - 14	17,661
64	3/9	@ Seattle	W 105-92	45-19	Sprewell - 31	Garnett, Olowokandi - 10	17,072
65	3/10	@ Portland	L 79-92	45-20	Garnett - 20	Cassell - 8	15,456
66	3/12	L.A. LAKERS	W 96-86	46-20	Garnett - 20	Garnett - 13	20,391
67	3/14	PORTLAND	L 83-92	46-21	Cassell, Garnett - 20	Garnett - 14	18,787
68	3/18	@ San Antonio	L 86-106	46-22	Garnett - 28	Garnett - 12	18,797
69	3/19	@ Phoenix	W 93-80	47-22	Szczerbiak - 24	Garnett - 20	18,422
70	3/21	DENVER	W 98-77	48-22	Garnett - 20	Garnett - 13	19,557
71	3/23	SAN ANTONIO	W 86-81	49-22	Garnett - 27	Cassell, Garnett - 10	20,111
72	3/24	@ Denver	L 92-101	49-23	Garnett - 24	Garnett - 14	19,099
73	3/26	@ L.A. Lakers	L 73-90	49-24	Sprewell - 19	Garnett - 16	18,997
74	3/27	@ L.A. Clippers	W 98-82	50-24	Sprewell - 18	Garnett - 15	19,424
75	3/29	@ Houston	W 94-88	51-24	Garnett - 27	Garnett - 11	16,270
76	3/31	SEATTLE	W 90-83	52-24	Garnett, Sprewell - 27	Olowokandi - 11	19,006
77	4/2	WASHINGTON	W 91-73	53-24	Garnett - 22	Olowokandi - 12	19,159
78	4/4	MEMPHIS	W 90-82	54-24	Cassell - 36	Garnett - 22	19,068
79	4/8	@ Sacramento	W 94-86	55-24	Cassell - 29	Garnett - 17	17,317
80	4/9	@ Golden State	W 92-74	56-24	Garnett - 29	Garnett - 15	19,753
81	4/12	UTAH	W 104-90	57-24	Sprewell - 24	Garnett - 17	18,881
82	4/14	@ Memphis	W 107-90	58-24	Garnett - 26	Garnett, Olowokandi - 9	19,351

2002-03 51-31



BACK ROW (L-R):

Anthony Peeler, Wally Szczerbiak, Marc Jackson, Kevin Garnett, Loren Woods, Rasha Nesterovic, Joe Smith, Gary Trent.

MIDDLE ROW (L-R):

Athletic Training Intern James Tousignant, Strength and Conditioning Coach/Assistant Trainer Joe Sharpe, Athletic Trainer Gregg Farnam, Mike Wilks, Rod Strickland, Troy Hudson, Kendall Gill, Felipe Lopez, Igor Rakocevic, Physical Therapist Andre Deloya, Orthopaedic Surgeon Dr. David Fischer, Medical Director Dr. Sheldon Burns.

FRONT ROW (L-R):

Special Assistant to the VP of Basketball Operations/General Manager Ed Prohofsky, Assistant Coach Don Zierden, Assistant Coach Randy Wittman, Vice President of Player Personnel Rob Babcock, Owner Glen Taylor, Vice President of Basketball Operations/General Manager Kevin McHale, Head Coach Flip Saunders, Director of Scouting and Player Development/Assistant Coach Jerry Sichting, Assistant Coach Greg Ballard.

PLAYER	G/GS	MIN	FIELD GOALS			3-POINT FG			FREE THROWS			REBOUNDS			AST	PF	STL	BLK	PTS	AVG
			FG	FGA	PCT	FG	FGA	PCT	FT	FTA	PCT	OFF	DEF	TOT						
Garnett	82/82	3321	743	1481	.502	20	71	.282	377	502	.751	244	858	1102	495	199	113	129	1883	23.0
Szczerbiak	52/42	1836	351	729	.481	61	145	.421	150	173	.867	53	188	241	136	123	44	22	913	17.6
Hudson	79/74	2600	409	956	.428	97	266	.365	208	231	.900	42	141	183	452	160	60	7	1123	14.2
Nesterovic	77/77	2337	400	762	.525	0	2	.000	61	95	.642	146	358	504	114	256	39	116	861	11.2
Gill	82/34	2068	286	677	.422	19	59	.322	123	161	.764	51	197	248	156	176	78	15	714	8.7
Peeler	82/39	2245	252	609	.414	87	212	.410	39	50	.780	40	201	241	244	161	72	13	630	7.7
Smith	54/21	1117	151	328	.460	0	2	.000	102	131	.779	111	159	270	38	171	14	55	404	7.5
Strickland	47/8	956	120	278	.432	1	11	.091	79	107	.738	20	75	95	215	55	46	6	320	6.8
Trent	80/22	1222	208	389	.535	0	2	.000	60	101	.594	106	185	291	77	142	32	23	476	6.0
Jackson	77/0	1041	153	349	.438	1	1	1.000	114	149	.765	86	139	225	37	137	24	30	421	5.5
Wilks (TOT)	46/7	688	50	148	.338	10	35	.286	37	47	.787	20	51	71	92	69	27	4	147	3.2
Wilks (MIN)	31/0	324	21	67	.313	4	18	.222	16	18	.889	11	19	30	50	31	11	3	62	2.0
Slater	26/0	141	27	50	.540	0	0	---	27	45	.600	18	13	31	4	31	6	1	81	3.1
Woods	38/11	353	29	76	.382	1	3	.333	21	27	.778	27	68	95	19	37	10	13	80	2.1
Rakocevic	42/0	244	22	58	.379	5	12	.417	29	36	.806	4	13	17	33	25	4	0	78	1.9
TIMBERWOLVES	82	19805	3172	6809	.466	296	804	.368	1406	1826	.770	959	2614	3573	2070	1704	553	433	8046	98.1
OPPONENTS	82	19805	3005	6873	.437	472	1362	.347	1394	1853	.752	974	2444	3418	1871	1686	571	405	7876	96.0

•2002-03 DAY-BY-DAY•

GF	DATE	OPPONENT	WOLVES/OPP	RECORD	HIGH POINTS	HIGH REBOUNDS	ATTENDANCE
1	10/30	DENVER	W 83-77	1-0	Hudson - 23	Garnett - 12	16,113
2	11/1	ORLANDO	W 111-105	2-0	Garnett - 23	Garnett - 14	14,117
3	11/2	@ Indiana	L 80-87	2-1	Gill - 14	Garnett - 10	16,058
4	11/4	@ New Jersey	L 82-106	2-2	Garnett - 23	Garnett - 10	14,076
5	11/5	WASHINGTON	W 90-86	3-2	Gill - 22	Garnett - 16	18,009
6	11/7	MILWAUKEE	W 114-110	4-2	Garnett - 28	Garnett - 24	14,776
7	11/9	BOSTON	L 99-105	4-3	Garnett - 24	Nesterovic - 13	15,349
8	11/11	@ San Antonio	L 75-91	4-4	Nesterovic - 16	Garnett - 14	15,594
9	11/13	@ New Orleans	L 98-102	4-5	Garnett, Strickland - 16	Nesterovic - 12	13,019
10	11/15	@ Memphis	W 99-95	5-5	Garnett - 28	Woods - 10	14,871
11	11/16	INDIANA	L 101-107	5-6	Garnett - 27	Garnett - 9	15,176
12	11/19	MEMPHIS	W 110-106 (OT)	6-6	Garnett - 34	Garnett - 22	13,332
13	11/20	@ Atlanta	W 103-93	7-6	Hudson - 20	Garnett - 12	7,812
14	11/23	NEW JERSEY	L 82-96	7-7	Garnett - 19	Garnett - 15	15,474
15	11/24	@ New York	W 106-88	8-7	Garnett - 25	Garnett - 15	18,779
16	11/27	SACRAMENTO	W 90-74	9-7	Garnett - 20	Garnett - 13	17,821
17	11/29	@ Utah	L 77-95	9-8	Garnett - 21	Garnett - 13	18,644
18	12/1	@ L.A. Lakers	W 110-107	10-8	Garnett - 23	Garnett - 15	18,997
19	12/3	@ Sacramento	L 86-98	10-9	Hudson - 19	Garnett - 16	17,317
20	12/5	@ Golden State	W 114-98	11-9	Garnett - 21	Garnett - 15	12,357
21	12/7	@ L.A. Clipper	L 88-104	11-10	Garnett - 19	Garnett - 14	16,666
22	12/9	@ Denver	W 92-84	12-10	Hudson - 22	Garnett - 13	12,378
23	12/12	ATLANTA	W 113-95	13-10	Garnett - 21	Garnett, Gill - 8	13,709
24	12/14	PORTLAND	L 92-98 (OT)	13-11	Garnett - 21	Smith - 11	15,003
25	12/17	L.A. LAKERS	W 96-80	14-11	Garnett - 23	Smith - 13	16,447
26	12/18	@ Philadelphia	L 94-99	14-12	Garnett - 24	Garnett - 16	17,004
27	12/20	@ Boston	L 99-108	14-13	Garnett - 27	Nesterovic - 13	17,078
28	12/21	HOUSTON	W 98-86	15-13	Garnett - 27	Trent - 13	16,329
29	12/27	@ Chicago	W 113-100	16-13	Garnett - 25	Garnett - 15	19,398
30	12/28	@ Detroit	L 82-106	16-14	Garnett - 20	Garnett - 13	22,076
31	12/30	PHOENIX	W 104-98	17-14	Garnett - 22	Garnett - 14	18,347
32	1/4	UTAH	L 97-105	17-15	Garnett - 26	Garnett - 14	16,473
33	1/7	@ Houston	L 86-94	17-16	Garnett - 25	Garnett - 16	12,212
34	1/8	HOUSTON STATE	W 102-95	18-16	Hudson - 23	Garnett - 14	13,222
35	1/10	SACRAMENTO	W 115-109 (OT)	19-16	Smith - 25	Garnett - 15	16,591
36	1/12	@ Toronto	L 91-105	19-17	Garnett - 26	Trent - 7	19,800
37	1/13	DENVER	W 89-75	20-17	Peeler - 20	Garnett - 15	13,009
38	1/15	@ L.A. Clipper	W 95-64	21-17	Garnett - 21	Nesterovic - 10	15,838
39	1/17	@ Golden State	L 98-107	21-18	Garnett - 22	Nesterovic - 7	14,374
40	1/18	@ Portland	W 104-98	22-18	Garnett - 31	Garnett - 20	20,484
41	1/20	TORONTO	W 89-81	23-18	Garnett - 19	Garnett - 15	14,773
42	1/22	SEATTLE	W 96-91	24-18	Garnett - 20	Nesterovic - 10	13,273
43	1/24	L.A. CLIPPERS	W 88-85	25-18	Szczerbiak - 18	Garnett - 14	14,084
44	1/25	@ Washington	W 97-89	26-18	Gill - 19	Garnett - 10	20,173
45	1/27	SAN ANTONIO	W 106-95	27-18	Garnett - 34	Garnett - 10	14,306
46	1/30	@ Dallas	L 109-112	27-19	Hudson, Garnett - 31	Garnett - 17	19,874
47	1/31	@ Houston	L 101-121	27-20	Hudson - 23	Garnett - 7	15,497
48	2/2	PHILADELPHIA	W 99-91	28-20	Garnett - 30	Garnett - 17	18,089
49	2/4	HOUSTON	W 103-89	29-20	Garnett - 23	Garnett - 11	15,333
50	2/11	DALLAS	W 100-98	30-20	Garnett - 26	Garnett - 12	15,145
51	2/12	@ Cleveland	W 102-91	31-20	Garnett - 26	Garnett - 17	9,190
52	2/14	NEW ORLEANS	W 114-93	32-20	Garnett - 23	Garnett, Trent - 8	16,347
53	2/16	GOLDEN STATE	W 109-102	33-20	Garnett - 37	Garnett - 22	15,003
54	2/17	@ Utah	L 97-109	33-21	Garnett - 34	Garnett - 10	19,370
55	2/19	@ Denver	W 85-77	34-21	Garnett - 25	Garnett - 14	15,109
56	2/21	DETROIT	W 103-96	35-21	Garnett - 34	Garnett - 16	14,881
57	2/23	PHOENIX	W 99-97	36-21	Szczerbiak - 30	Garnett - 15	15,771
58	2/24	@ Milwaukee	W 117-114	37-21	Garnett - 34	Garnett, Nesterovic - 12	18,717
59	2/26	UTAH	W 92-85	38-21	Garnett - 24	Garnett - 17	14,227
60	2/28	CLEVELAND	W 118-95	39-21	Szczerbiak - 25	Garnett - 10	15,279
61	3/2	NEW YORK	W 99-90	40-21	Szczerbiak - 26	Garnett - 16	15,071
62	3/4	@ Seattle	L 83-92	40-22	Garnett - 22	Garnett - 11	16,368
63	3/5	@ Sacramento	L 95-96 (OT)	40-23	Garnett - 27	Garnett - 24	17,317
64	3/7	@ L.A. Lakers	L 96-106	40-24	Nesterovic - 19	Garnett, Szczerbiak - 10	18,997
65	3/9	@ Phoenix	W 105-98	41-24	Garnett - 29	Garnett - 14	19,023
66	3/10	@ Dallas	W 92-83	42-24	Garnett - 31	Garnett - 18	20,049
67	3/12	SAN ANTONIO	L 99-111	42-25	Hudson - 30	Garnett - 13	15,309
68	3/14	L.A. LAKERS	L 99-106	42-26	Garnett - 23	Garnett - 17	20,199
69	3/16	PORTLAND	W 111-95	43-26	Szczerbiak - 20	Jackson - 12	19,006
70	3/18	MEMPHIS	W 96-80	44-26	Garnett - 29	Garnett - 19	15,355
71	3/21	@ San Antonio	W 101-94 (OT)	45-26	Garnett - 24	Garnett - 18	18,797
72	3/25	MIAMI	W 108-91	46-26	Garnett, Szczerbiak - 26	Jackson - 10	15,237
73	3/27	@ Orlando	L 107-110	46-27	Garnett - 26	Garnett - 14	15,033
74	3/28	@ Miami	L 84-111	46-28	Garnett - 17	Garnett - 9	14,522
75	3/30	DALLAS	L 95-119	46-29	Garnett - 24	Garnett - 11	19,304
76	4/2	SEATTLE	W 91-86	47-29	Hudson - 31	Garnett - 9	14,117
77	4/5	@ Phoenix	L 94-111	47-30	Garnett - 25	Garnett - 17	18,413
78	4/6	@ Portland	W 97-78	48-30	Szczerbiak - 25	Garnett - 14	20,169
79	4/9	@ Seattle	L 92-100	48-31	Garnett - 29	Garnett - 18	16,039
80	4/11	L.A. CLIPPERS	W 106-90	49-31	Garnett - 24	Garnett - 15	16,107
81	4/13	CHICAGO	W 119-95	50-31	Szczerbiak - 44	Garnett - 19	18,171
82	4/16	@ Memphis	W 95-87	51-31	Garnett - 19	Garnett - 16	15,478

2001-02 50-32



BACK ROW (L-R):

Maurice Evans, Marc Jackson, Joe Smith, Rasho Nesterovic, Loren Woods, Kevin Garnett, Gary Trent, Wally Szczerbiak.

MIDDLE ROW (L-R):

Strength and Conditioning Coach Sol Brandys, Athletic Training Intern Dan Duffy, Anthony Peeler, Terrell Brandon, Robert Pack, Sam Mitchell, Chauncey Billups, William Avery, Physical Therapist Andre Deloya, Orthopaedic Surgeon Dr. David Fischer, Medical Director Dr. Sheldon Burns.

FRONT ROW (L-R):

Assistant Coach Don Zierden, Assistant Coach Jimmy Williams, Assistant Coach Randy Wittman, Director of Player Personnel Rob Babcock, President Rob Moor, Owner Glen Taylor, Vice President of Basketball Operations Kevin McHale, Head Coach Flip Saunders, Director of Scouting and Player Development/Assistant Coach Jerry Sichting, Assistant Coach Greg Ballard, Special Assistant to the VP of Basketball Operations Ed Prohofsky, Trainer Gregg Farnam.

PLAYER	G/GS	MIN	FIELD GOALS			3-POINT FG			FREE THROWS			REBOUNDS			AST	PF	STL	BLK	PTS	AVG
			FG	FGA	PCT	FG	FGA	PCT	FT	FTA	PCT	OFF	DEF	TOT						
Garnett	81-81	3175	659	1401	.470	37	116	.319	359	448	.801	243	738	981	422	184	96	126	1714	21.2
Szczerbiak	82-82	3117	609	1200	.508	87	191	.455	226	272	.831	120	271	391	257	188	66	21	1531	18.7
Billups	82-54	2355	348	823	.423	124	315	.394	207	234	.885	35	191	226	450	169	66	17	1027	12.5
Brandon	32-28	962	155	365	.425	4	23	.174	83	84	.988	17	76	93	264	49	52	6	397	12.4
Smith	72-63	1922	297	581	.511	2	3	.667	171	206	.830	152	301	453	82	250	39	59	767	10.7
Peeler	82-0	2060	288	684	.421	111	283	.392	50	58	.862	37	169	206	177	137	61	11	737	9.0
Nesterovic	82-82	2218	324	657	.493	0	1	.000	39	71	.549	200	334	534	75	262	45	109	687	8.4
Trent	64-10	1140	193	381	.507	0	2	.000	92	144	.639	104	166	270	60	160	21	27	478	7.5
Jackson (TOT)	39-0	495	60	164	.366	0	1	.000	66	80	.825	48	80	128	14	69	11	6	186	4.8
Jackson (MIN)	22-0	326	38	99	.384	0	1	.000	26	32	.813	31	54	85	7	44	6	3	102	4.6
Pack	16-0	252	25	68	.368	1	4	.250	11	15	.733	7	16	23	49	32	13	0	62	3.9
Mitchell	74-10	726	98	227	.432	10	35	.286	38	49	.776	18	64	82	45	79	12	4	244	3.3
Avery	28-0	258	26	90	.289	6	35	.171	13	19	.684	4	20	24	36	17	7	0	71	2.5
Lopez	67-0	581	59	156	.378	14	33	.424	37	55	.673	29	51	80	39	73	18	1	169	2.5
Evans	10-0	45	9	19	.474	0	3	.000	3	4	.750	3	1	4	4	9	0	0	21	2.1
Woods	60-0	516	33	96	.344	0	2	.000	44	60	.733	46	76	122	22	60	17	34	110	1.8
TIMBERWOLVES	82	19805	3175	6887	.461	396	1047	.378	1399	1754	.798	1059	2562	3621	1993	1739	524	427	8145	99.3
OPPONENTS	82	19805	2962	6654	.445	492	1321	.372	1452	1958	.742	912	2326	3238	1855	1676	542	407	7868	96.0

•2001-02 DAY-BY-DAY•

GF	DATE	OPPONENT	WOLVES/OPP	RECORD	HIGH POINTS	HIGH REBOUNDS	ATTENDANCE
1	10/30	PHILADELPHIA	W 83-74	1-0	Billups - 22	Smith - 8	18,697
2	11/2	MEMPHIS	W 111-102	2-0	Garnett - 30	Garnett - 14	16,922
3	11/3	@ Houston	W 90-88	3-0	Garnett - 37	Garnett - 12	10,724
4	11/6	NEW YORK	W 104-94	4-0	Szczerbiak - 35	Garnett - 13	16,444
5	11/8	CHICAGO	W 127-74	5-0	Smith - 17	Smith - 8	15,719
6	11/10	@ Milwaukee	W 98-82	6-0	Garnett - 20	Garnett - 15	18,717
7	11/13	CLEVELAND	L 103-107	6-1	Garnett - 28	Garnett - 14	13,605
8	11/16	@ Indiana	W 120-113 (2OT)	7-1	Garnett - 24	Trent - 12	17,097
9	11/17	ORLANDO	W 103-95	8-1	Garnett, Smith - 21	Garnett - 16	19,479
10	11/20	@ Miami	W 80-73	9-1	Szczerbiak - 22	Garnett - 16	15,226
11	11/21	@ Orlando	L 106-117	9-2	Smith - 26	Garnett - 13	15,014
12	11/24	SAN ANTONIO	W 99-94	10-2	Nesterovic - 24	Garnett, Nesterovic - 12	19,006
13	11/27	@ Seattle	L 102-112	10-3	Garnett - 22	Smith - 13	11,663
14	11/28	@ LA Clippers	L 75-94	10-4	Szczerbiak - 20	Garnett - 15	16,335
15	12/1	@ LA Lakers	L 76-102	10-5	Szczerbiak - 19	Garnett - 14	18,997
16	12/4	SEATTLE	W 108-83	11-5	Garnett - 21	Garnett - 15	16,182
17	12/6	@ Memphis	W 105-80	12-5	Brandon - 22	Garnett - 15	12,861
18	12/8	HOUSTON	W 107-97	13-5	Garnett - 21	Garnett - 9	16,447
19	12/11	GOLDEN STATE	W 107-86	14-5	Szczerbiak - 22	Smith - 12	15,534
20	12/12	@ Utah	W 98-87	15-5	Garnett - 24	Szczerbiak - 10	17,870
21	12/14	SACRAMENTO	W 114-94	16-5	Garnett - 29	Garnett - 24	17,113
22	12/15	@ Dallas	L 117-125	16-6	Szczerbiak - 27	Smith - 13	19,485
23	12/18	DALLAS	L 103-107	16-7	Billups - 23	Trent - 8	17,079
24	12/19	@ New Jersey	L 112-117 (OT)	16-8	Garnett - 29	Garnett - 21	12,810
25	12/21	CHARLOTTE	W 94-89	17-8	Garnett - 20	Garnett - 14	17,237
26	12/22	@ Chicago	W 95-74	18-8	Szczerbiak - 19	Smith - 13	19,121
27	12/26	@ Denver	W 94-91	19-8	Billups, Garnett - 22	Garnett - 12	14,726
28	12/28	@ Sacramento	L 111-125	19-9	Szczerbiak - 31	Nesterovic - 10	17,317
29	12/30	@ Portland	W 95-93	20-9	Garnett, Szczerbiak - 27	Garnett - 16	18,543
30	1/2	MILWAUKEE	W 95-77	21-9	Garnett - 22	Garnett - 19	19,497
31	1/4	UTAH	W 93-86	22-9	Szczerbiak - 37	Garnett - 15	19,579
32	1/5	@ Atlanta	W 112-96	23-9	Szczerbiak - 23	Garnett - 14	13,826
33	1/7	DETROIT	W 109-93	24-9	Garnett - 23	Garnett - 12	14,427
34	1/9	SEATTLE	W 111-106	25-9	Garnett - 29	Garnett - 10	16,561
35	1/11	LA LAKERS	W 120-102	26-9	Szczerbiak - 34	Billups - 11	19,806
36	1/12	@ Washington	W 108-100	27-9	Garnett - 31	Nesterovic - 11	20,674
37	1/15	LA CLIPPERS	W 97-83	28-9	Szczerbiak - 21	Garnett - 12	18,101
38	1/18	@ Phoenix	L 100-103 (OT)	28-10	Garnett - 32	Garnett - 14	16,860
39	1/19	@ Golden State	W 105-102	29-10	Billups, Garnett - 21	Smith - 9	14,283
40	1/21	WASHINGTON	W 105-101	30-10	Garnett - 23	Nesterovic - 7	20,320
41	1/23	@ Detroit	L 83-104	30-11	Billups, Garnett - 19	Garnett - 13	14,623
42	1/25	@ Toronto	L 100-107	30-12	Billups - 17	Nesterovic, Woods - 9	19,800
43	1/26	ATLANTA	W 103-80	31-12	Garnett - 20	Garnett - 7	19,828
44	1/29	@ Cleveland	L 81-114	31-13	Garnett - 14	Garnett - 11	14,783
45	1/30	@ Philadelphia	L 91-96	31-14	Szczerbiak - 31	Smith - 13	20,436
46	2/1	@ Boston	W 98-95 (OT)	32-14	Garnett, Brandon - 21	Garnett - 15	18,624
47	2/3	SACRAMENTO	L 107-112	32-15	Garnett - 32	Garnett - 12	19,006
48	2/4	@ San Antonio	L 83-113	32-16	Trent - 16	Trent - 8	17,809
49	2/6	PORTLAND	W 113-103	33-16	Szczerbiak - 30	Garnett - 12	16,233
50	2/13	PHOENIX	W 107-92	34-16	Garnett - 33	Garnett - 13	18,701
51	2/15	DENVER	L 98-99	34-17	Peeler - 24	Garnett - 14	19,669
52	2/17	MIAMI	W 93-80	35-17	Billups - 23	Garnett - 12	19,279
53	2/19	@ Dallas	W 117-100	36-17	Billups - 36	Smith - 12	20,035
54	2/21	@ Houston	L 83-89	36-18	Garnett - 19	Garnett - 12	12,620
55	2/23	@ San Antonio	W 112-88	37-18	Garnett - 30	Garnett, Nesterovic - 11	34,735
56	2/25	@ Charlotte	W 97-92	38-18	Szczerbiak - 24	Jackson - 12	11,222
57	2/27	LA LAKERS	W 112-101	39-18	Garnett - 33	Garnett - 15	19,769
58	3/1	SAN ANTONIO	L 77-85	39-19	Szczerbiak - 21	Garnett - 10	19,799
59	3/2	@ Utah	W 116-105	40-19	Garnett - 26	Garnett - 11	18,641
60	3/5	@ Seattle	L 83-97	40-20	Peeler - 20	Garnett - 10	17,072
61	3/6	@ Portland	L 78-85	40-21	Garnett - 19	Garnett - 13	19,233
62	3/8	@ Phoenix	L 76-81	40-22	Szczerbiak - 27	Garnett - 18	16,914
63	3/11	LA CLIPPERS	L 99-108	40-23	Garnett - 26	Garnett - 11	17,992
64	3/13	HOUSTON	L 95-96	40-24	Billups - 23	Garnett - 15	18,101
65	3/15	INDIANA	L 85-98	40-25	Garnett - 24	Garnett - 12	19,143
66	3/17	UTAH	L 89-96	40-26	Szczerbiak - 33	Garnett - 11	18,113
67	3/19	TORONTO	W 112-80	41-26	Garnett - 20	Nesterovic - 12	17,010
68	3/21	@ Memphis	W 95-93	42-26	Garnett - 25	Garnett - 14	12,314
69	3/23	PORTLAND	L 99-108	42-27	Garnett - 23	Garnett - 10	19,497
70	3/26	GOLDEN STATE	L 106-115	42-28	Garnett - 31	Garnett - 7	17,202
71	3/28	DALLAS	W 113-111	43-28	Szczerbiak - 26	Garnett - 18	19,668
72	3/29	@ New York	W 98-77	44-28	Szczerbiak - 25	Garnett - 15	19,763
73	3/31	NEW JERSEY	W 86-85	45-28	Garnett - 23	Garnett - 22	15,221
74	4/3	MEMPHIS	W 92-81	46-28	Billups - 26	Garnett - 17	17,183
75	4/4	@ Denver	L 87-88	46-29	Garnett - 21	Garnett - 18	15,509
76	4/6	PHOENIX	W 108-104	47-29	Garnett - 32	Garnett - 11	18,716
77	4/8	@ Golden State	W 100-93	48-29	Garnett - 22	Garnett - 12	13,261
78	4/9	@ Sacramento	L 103-122	48-30	Szczerbiak - 16	Garnett - 12	17,317
79	4/11	@ LA Lakers	L 83-96	48-31	Garnett - 18	Garnett - 16	18,997
80	4/13	@ LA Clippers	W 101-98	49-31	Garnett - 35	Garnett - 10	19,567
81	4/15	BOSTON	L 90-93	49-32	Garnett - 20	Garnett - 11	17,009
82	4/17	DENVER	W 104-90	50-32	Szczerbiak - 20	Nesterovic - 8	16,779

2000-01 47-35



BACK ROW (L-R):

Sam Jacobson, Reggie Slater, Andrae Patterson, LaPhonso Ellis, Kevin Garnett, Rasha Nesterovic, Dean Garrett, Tom Hammonds, Sam Mitchell, Wally Szczerbiak, Felipe Lopez.

MIDDLE ROW (L-R):

Trainer Gregg Farnam, Athletic Training Intern Jeff Otte, Physical Therapist Andre Deloya, Terrell Brandon, Anthony Peeler, William Avery, Chauncey Billups, Strength and Conditioning Coach Sol Brandys, Orthopaedic Surgeon Dr. David Fischer, Medical Director Dr. Sheldon Burns.

FRONT ROW (L-R):

Assistant Coach Don Zierden, Assistant Coach Jimmy Williams, Director of Player Personnel Rob Babcock, President Rob Moor, Owner Glen Taylor, Vice President of Basketball Operations Kevin McHale, General Manager/Head Coach Flip Saunders, Director of Scouting and Player Development/Assistant Coach Jerry Sichting, Assistant Coach Greg Ballard, Special Assistant to the VP of Basketball Operations Ed Prohofsky.

PLAYER	G/GS	MIN	FIELD GOALS			3-POINT FG			FREE THROWS			REBOUNDS			AST	PF	STL	BLK	PTS	AVG
			FG	FGA	PCT	FG	FGA	PCT	FT	FTA	PCT	OFF	DEF	TOT						
Garnett	81/81	3202	704	1475	.477	19	66	.288	357	467	.764	219	702	921	401	204	111	145	1784	22.0
Brandon	78/78	2821	511	1134	.451	33	91	.363	195	224	.871	60	238	298	583	138	161	21	1250	16.0
Szczerbiak	82/82	2856	469	920	.510	26	77	.338	181	208	.870	133	314	447	260	226	59	33	1145	14.0
Peeler	75/41	2126	308	732	.421	100	256	.391	75	87	.862	44	148	192	192	166	91	18	791	10.5
Ellis	82/5	1948	298	642	.464	7	22	.318	169	214	.790	199	295	494	93	290	67	74	772	9.4
Billups	77/33	1790	248	587	.422	73	194	.376	144	171	.842	32	126	158	260	178	51	11	713	9.3
Lopez (TOT)	70/48	1565	211	478	.441	19	52	.365	109	156	.699	55	179	234	107	156	62	30	550	7.9
Lopez (MIN)	23/10	457	69	152	.454	13	23	.565	19	33	.576	25	49	74	34	46	21	12	170	7.4
Slater	55/16	686	90	175	.514	0	0	---	74	110	.673	78	108	186	26	126	18	9	254	4.6
Nesterovic	73/39	1233	147	319	.462	0	1	.000	34	65	.523	99	187	286	45	189	25	63	328	4.5
Day	31/0	345	44	118	.373	26	69	.377	18	23	.783	10	27	37	28	52	10	7	132	4.3
Mitchell	82/4	983	118	289	.408	9	43	.209	40	55	.727	28	95	123	57	117	26	10	285	3.5
Avery	55/0	463	55	144	.382	16	59	.271	28	36	.778	5	24	29	75	48	13	4	154	2.8
Garrett	70/21	831	75	156	.481	0	0	---	27	39	.692	65	152	217	24	93	26	49	177	2.5
Jacobson	14/0	59	9	18	.500	0	0	---	2	3	.667	3	3	6	4	19	3	0	20	1.4
Hammonds	7/0	30	3	10	.300	0	0	---	1	2	.500	2	2	4	1	8	0	0	7	1.0
TIMBERWOLVES	82	19830	3148	6871	.458	322	901	.357	1364	1737	.785	1002	2470	3472	2083	1900	682	456	7982	97.3
OPPONENTS	82	19830	2977	6588	.452	350	996	.351	1567	2164	.724	967	2505	3472	1834	1655	583	357	7871	96.0

•2000-01 DAY-BY-DAY•

G#	DATE	OPPONENT	WOLVES/OPP	RECORD	HIGH POINTS	HIGH REBOUNDS	ATTENDANCE
1	10/31	@ Houston	W 106-98	1-0	Garnett - 28	Nesterovic - 13	11,327
2	11/2	@ San Antonio	L 91-103	1-1	Garnett - 21	Garrett - 12	14,193
3	11/4	SACRAMENTO	W 99-91	2-1	Garnett - 28	Garrett - 12	19,006
4	11/6	@ Utah	L 92-98	2-2	Brandon - 25	Garrett - 9	19,911
5	11/8	@ Denver	L 107-109 (OT)	2-3	Garnett - 26	Garrett - 16	10,549
6	11/9	PHILADELPHIA	L 82-84	2-4	Garnett - 24	Garrett - 9	16,119
7	11/11	@ Milwaukee	W 103-92	3-4	Billups - 31	Szczerbiak - 12	18,717
8	11/15	GOLDEN STATE	W 92-90	4-4	Garnett - 24	Nesterovic - 11	16,034
9	11/17	SAN ANTONIO	W 99-94 (OT)	5-4	Garnett - 32	Garrett - 12	17,288
10	11/18	@ Atlanta	W 94-84	6-4	Garnett - 25	Garrett - 11	13,036
11	11/22	VANCOUVER	W 101-100	7-4	Garnett - 24	Ellis, Nesterovic - 12	16,783
12	11/24	@ L.A. Lakers	L 108-115	7-5	Brandon - 27	Garrett - 7	18,997
13	11/25	@ Golden State	L 93-114	7-6	Garnett - 22	Garrett - 12	14,268
14	11/28	@ Chicago	W 96-76	8-6	Szczerbiak - 18	Garrett - 12	22,204
15	11/29	DENVER	L 100-107	8-7	Garnett - 25	Garrett - 13	15,227
16	12/1	@ Boston	W 102-98	9-7	Billups - 29	Garrett - 13	14,630
17	12/2	@ New York	L 90-100	9-8	Garnett - 21	Garnett, Szczerbiak - 7	19,763
18	12/5	CHICAGO	W 100-90	10-8	Garnett - 25	Garrett, Ellis - 8	16,170
19	12/7	WASHINGTON	W 105-88	11-8	Brandon, Garnett - 24	Garrett - 7	16,018
20	12/9	L.A. CLIPPERS	W 85-73	12-8	Garnett - 23	Szczerbiak - 12	16,143
21	12/11	@ Philadelphia	W 96-91 (OT)	13-8	Garnett - 23	Garrett - 12	18,707
22	12/12	@ New Jersey	L 94-116	13-9	Garnett - 21	Garrett - 10	11,649
23	12/15	@ Detroit	W 99-90	14-9	Garnett - 26	Garrett - 13	13,744
24	12/16	INDIANA	W 113-110 (OT)	15-9	Garnett - 34	Garrett - 20	17,249
25	12/19	@ Golden State	L 99-120	15-10	Garnett - 29	Garrett - 16	13,367
26	12/20	@ L.A. Clippers	L 96-103	15-11	Garnett - 22	Garrett - 7	15,636
27	12/22	CHARLOTTE	L 74-83	15-12	Garnett - 20	Garrett - 12	16,327
28	12/23	UTAH	L 92-98	15-13	Garnett - 20	Garrett - 9	16,789
29	12/26	TORONTO	W 100-97	16-13	Brandon - 24	Garrett - 9	16,828
30	12/28	ATLANTA	W 88-81	17-13	Peeler - 22	Garrett - 12	16,801
31	12/30	NEW YORK	L 79-88	17-14	Szczerbiak - 22	Garrett - 10	18,322
32	1/1	HOUSTON	W 106-96	18-14	Garnett - 21	Szczerbiak - 10	14,779
33	1/2	@ Washington	L 108-115	18-15	Garnett - 31	Ellis - 10	11,712
34	1/4	SEATTLE	W 105-92	19-15	Peeler - 22	Szczerbiak - 11	16,045
35	1/7	@ Phoenix	W 108-88	20-15	Peeler - 28	Peeler - 10	17,531
36	1/8	@ Sacramento	L 97-100	20-16	Garnett - 26	Szczerbiak - 9	17,317
37	1/10	DALLAS	L 86-106	20-17	Garnett - 26	Garrett - 13	16,274
38	1/12	L.A. CLIPPERS	W 95-89	21-17	Brandon, Garnett - 17	Garrett - 10	16,837
39	1/15	BOSTON	L 102-107	21-18	Garnett - 23	Garrett - 9	17,228
40	1/17	@ Utah	W 89-81	22-18	Garnett - 23	Garrett - 11	18,590
41	1/19	@ Seattle	W 98-93	23-18	Peeler - 24	Garnett - 17	15,515
42	1/21	@ Vancouver	W 96-94	24-18	Brandon, Garnett - 20	Garrett - 9	13,108
43	1/23	PHOENIX	W 82-73	25-18	Brandon - 26	Garnett - 13	19,677
44	1/25	ORLANDO	W 109-100	26-18	Ellis - 24	Garrett - 18	17,345
45	1/27	PORTLAND	W 93-80	27-18	Brandon - 22	Garnett - 11	19,367
46	1/29	MILWAUKEE	W 99-96	28-18	Garnett - 29	Garrett - 18	17,171
47	1/31	L.A. LAKERS	W 96-83	29-18	Garnett - 21	Garnett, Ellis - 10	19,006
48	2/1	@ Cleveland	W 90-81	30-18	Brandon - 27	Garrett - 10	13,904
49	2/3	@ Toronto	W 108-105	31-18	Garnett - 30	Garrett - 13	19,800
50	2/7	SACRAMENTO	W 117-88	32-18	Garnett - 40	Garrett - 7	18,274
51	2/13	@ Portland	L 88-109	32-19	Garnett - 20	Garnett - 14	19,987
52	2/14	@ Phoenix	L 96-104	32-20	Garnett, Ellis - 20	Ellis - 13	17,747
53	2/16	SAN ANTONIO	L 85-91	32-21	Garnett - 31	Garrett - 16	18,881
54	2/18	VANCOUVER	L 102-110	32-22	Garnett, Ellis - 16	Garrett - 13	18,693
55	2/21	HOUSTON	L 83-89	32-23	Garnett - 23	Garrett - 15	16,541
56	2/23	GOLDEN STATE	W 122-83	33-23	Brandon - 27	Brandon - 10	19,006
57	2/25	@ Indiana	L 100-110	33-24	Garnett - 23	Garrett - 14	18,345
58	2/28	DETROIT	W 111-100	34-24	Brandon - 23	Garrett - 10	16,273
59	3/2	@ Denver	W 89-71	35-24	Garnett - 24	Garrett - 14	17,844
60	3/4	SEATTLE	W 119-111 (OT)	36-24	Szczerbiak - 27	Garrett - 16	19,006
61	3/6	@ Charlotte	W 95-89	37-24	Garnett - 22	Garnett - 13	12,630
62	3/9	@ Miami	L 79-86	37-25	Szczerbiak - 19	Garrett - 13	16,500
63	3/10	@ Orlando	L 93-105	37-26	Garnett - 21	Garrett - 15	17,248
64	3/12	MIAMI	W 94-77	38-26	Garnett - 24	Garrett - 15	17,882
65	3/14	@ San Antonio	L 100-106 (OT)	38-27	Garnett - 24	Garrett - 13	35,676
66	3/15	@ Dallas	L 83-103	38-28	Garnett - 28	Garrett - 16	17,472
67	3/18	CLEVELAND	W 91-76	39-28	Garnett - 21	Ellis - 12	18,718
68	3/21	DALLAS	W 109-97	40-28	Garnett - 28	Garrett - 15	18,101
69	3/23	DENVER	W 101-90	41-28	Garnett - 30	Garrett - 15	18,777
70	3/25	NEW JERSEY	W 105-91	42-28	Brandon - 34	Garrett - 18	19,006
71	3/28	@ Seattle	L 93-94	42-29	Garnett - 21	Garrett - 9	15,916
72	3/30	@ Sacramento	L 98-110	42-30	Brandon - 20	Lopez - 9	17,317
73	4/1	@ Portland	W 99-95	43-30	Brandon - 30	Garnett - 10	20,580
74	4/4	PORTLAND	W 83-79	44-30	Garnett - 18	Garrett - 18	17,207
75	4/6	PHOENIX	W 101-88	45-30	Garnett - 25	Garnett - 8	18,627
76	4/8	L.A. LAKERS	L 99-104	45-31	Brandon - 23	Garrett - 8	20,099
77	4/10	@ Vancouver	W 104-91	46-31	Szczerbiak - 28	Garnett - 14	10,430
78	4/12	@ L.A. Lakers	L 102-119	46-32	Brandon - 21	Ellis - 10	18,997
79	4/13	@ L.A. Clippers	L 105-111	46-33	Garnett - 23	Garnett - 12	18,964
80	4/15	UTAH	W 107-100	47-33	Garnett, Szczerbiak - 17	Slater - 7	17,447
81	4/17	@ Houston	L 87-114	47-34	Avery, Szczerbiak - 16	Garrett - 6	16,285
82	4/18	@ Dallas	L 100-120	47-35	Billups - 21	Lopez - 10	18,187

1999-00 50-32



BACK ROW (L-R):

Sam Mitchell, Malik Sealy, Joe Smith, Kevin Garnett, Rasho Nesterovic, Dean Garrett, Tom Hammonds, Andrae Patterson, Wally Szczerbiak.

MIDDLE ROW (L-R):

Strength and Conditioning Coach Sol Brandys, Assistant Trainer Chris Strickland, Assistant Trainer Gregg Farnam, Trainer Chris Palmer, Terrell Brandon, Anthony Peeler, William Avery, Bobby Jackson, Video Coordinator Don Zierden, Medical Director Dr. Sheldon Burns, Orthopaedic Surgeon Dr. David Fischer.


FRONT ROW (L-R):

Director of Scouting and Player Development/Assistant Coach Jerry Sichting, Assistant Coach Greg Ballard, Director of Player Personnel Rob Babcock, President Rob Moor, Owner Glen Taylor, Vice President of Basketball Operations Kevin McHale, General Manager/Head Coach Flip Saunders, Assistant Coach Sidney Lowe, Special Assistant to the VP of Basketball Operations Ed Prohovsky.

PLAYER	G/GS	MIN	FIELD GOALS			3-POINT FG			FREE THROWS			REBOUNDS			AST	PF	STL	BLK	PTS	AVG
			FG	FGA	PCT	FG	FGA	PCT	FT	FTA	PCT	OFF	DEF	TOT						
Garnett	81/81	3243	759	1526	.497	30	81	.370	309	404	.785	223	733	956	401	205	120	126	1857	22.9
Brandon	71/71	2587	486	1042	.466	53	132	.402	187	208	.899	44	194	238	629	158	134	30	1212	17.1
Szczerbiak	73/53	2171	342	669	.511	28	78	.359	133	161	.826	89	183	272	201	175	58	23	845	11.6
Sealy	82/61	2392	371	780	.476	10	35	.286	177	218	.812	119	233	352	197	197	76	19	929	11.3
Smith	78/9	1975	289	623	.464	1	1	1.000	195	258	.756	186	298	484	88	302	45	85	774	9.9
Peeler	82/22	2073	316	725	.436	85	255	.333	87	109	.798	58	174	232	195	171	62	10	804	9.8
Mitchell	66/24	1227	168	376	.447	10	23	.435	81	92	.880	28	110	138	111	116	27	14	427	6.5
Nesterovic	82/55	1723	206	433	.476	0	2	.000	59	103	.573	135	244	379	93	262	21	85	471	5.7
Jackson	73/10	1034	140	346	.405	13	46	.283	76	98	.776	50	103	153	172	114	48	7	369	5.1
Avery	59/1	484	56	181	.309	18	63	.286	24	36	.667	8	32	40	88	60	14	2	154	2.6
Hammonds	56/0	372	42	97	.433	0	0	----	33	56	.589	34	67	101	10	55	8	3	117	2.1
Garrett	56/23	604	48	108	.44	0	0	----	18	26	.692	41	99	140	19	94	8	40	114	2.0
Patterson	5/0	20	3	4	.750	0	0	----	0	0	----	1	1	2	1	4	1	0	6	1.2
TIMBERWOLVES	82	19905	3226	6910	.467	248	716	.346	1379	1769	.780	1016	2471	3487	2205	1913	622	444	8079	98.5
OPPONENTS	82	19905	2924	6576	.445	380	1066	.356	1644	2185	.752	916	2440	3356	1737	1685	591	344	7872	96.0

• 1999-00 DAY-BY-DAY •

G#	DATE	OPPONENT	WOLVES/OPP	RECORD	HIGH POINTS	HIGH REBOUNDS	ATTENDANCE
1	11/5	@ Sacramento	L 95-100	0-1	Garnett - 34	Garnett - 17	32,623
2	11/6	SACRAMENTO	W 114-101	1-1	Garnett - 31	Garnett - 12	34,013
3	11/11	NEW YORK	W 93-90	2-1	Garnett - 35	Garnett - 14	18,397
4	11/13	PHOENIX	W 111-100	3-1	Nesterovic - 23	Garnett - 12	20,003
5	11/17	L.A. CLIPPERS	L 85-89	3-2	Garnett - 23	Garnett - 20	13,677
6	11/19	UTAH	W 89-84	4-2	Garnett - 29	Garnett - 11	17,517
7	11/21	@ Vancouver	W 105-81	5-2	Szczerbiak - 19	Garnett - 14	12,493
8	11/22	@ Utah	L 93-108	5-3	Brandon - 21	Garnett - 7	19,725
9	11/24	PORTLAND	L 81-88	5-4	Szczerbiak - 26	Garnett - 19	16,219
10	11/26	@ Denver	L 105-114	5-5	Smith - 18	Nesterovic - 9	18,506
11	11/27	VANCOUVER	W 113-82	6-5	Garnett - 20	Jackson - 7	16,881
12	11/30	DENVER	W 109-92	7-5	Smith - 26	Smith - 9	13,117
13	12/2	ORLANDO	L 93-103	7-6	Smith - 18	Smith - 13	13,228
14	12/4	DALLAS	L 84-103	7-7	Garnett - 20	Smith - 17	16,671
15	12/8	@ Seattle	L 94-110	7-8	Garnett - 22	Garnett - 12	13,180
16	12/9	@ Portland	L 86-90	7-9	Garnett - 26	Garnett - 7	19,980
17	12/11	GOLDEN STATE	L 76-104	7-10	Nesterovic - 23	Nesterovic - 13	17,739
18	12/14	@ Atlanta	L 94-105	7-11	Garnett - 22	Garnett - 15	14,070
19	12/15	@ Charlotte	L 98-103	7-12	Sealy - 27	Garnett - 20	16,303
20	12/17	L.A. LAKERS	L 88-97	7-13	Garnett - 28	Garnett - 21	19,354
21	12/18	@ Dallas	W 108-104	8-13	Garnett - 27	Garnett - 14	13,702
22	12/20	@ Cleveland	W 100-94	9-13	Garnett - 24	Garnett - 18	13,911
23	12/22	@ Chicago	W 106-86	10-13	Garnett - 22	Garnett - 13	22,102
24	12/23	SEATTLE	W 109-102	11-13	Brandon - 30	Garnett - 14	16,773
25	12/27	@ Orlando	W 107-105	12-13	Garnett - 26	Garnett - 23	14,703
26	12/28	@ Miami	L 78-89	12-14	Garnett - 16	Garnett - 9	15,200
27	12/30	CHICAGO	W 94-76	13-14	Garnett - 22	Garnett - 11	19,623
28	1/4	SAN ANTONIO	W 91-88	14-14	Sealy - 22	Garnett - 11	15,179
29	1/6	PORTLAND	W 98-96	15-14	Garnett, Sealy - 27	Brandon - 8	15,223
30	1/8	@ Detroit	W 110-105	16-14	Brandon - 28	Garnett - 14	20,529
31	1/9	@ Philadelphia	W 123-112	17-14	Brandon - 27	Garnett - 10	20,232
32	1/11	MIAMI	L 106-116	17-15	Garnett - 35	Garnett - 9	15,121
33	1/13	BOSTON	W 103-85	18-15	Brandon - 20	Garnett - 10	14,659
34	1/15	L.A. LAKERS	L 91-104	18-16	Garnett - 22	Garnett - 10	19,767
35	1/17	INDIANA	W 101-100	19-16	Garnett - 37	Garnett - 13	16,731
36	1/19	@ Utah	W 91-88	20-16	Garnett - 31	Garnett - 10	19,678
37	1/21	@ L.A. Clippers	W 95-89	21-16	Mitchell - 20	Sealy - 8	12,853
38	1/23	@ Golden State	W 99-81	22-16	Garnett - 22	Garnett - 15	11,569
39	1/25	@ Houston	W 92-84	23-16	Garnett - 27	Garnett - 12	15,094
40	1/27	@ San Antonio	L 80-92	23-17	Garnett - 26	Garnett - 8	15,911
41	1/29	UTAH	W 96-94	24-17	Garnett - 29	Garnett - 13	19,006
42	1/31	SACRAMENTO	W 105-90	25-17	Garnett - 31	Garnett - 12	18,046
43	2/2	@ Washington	L 93-103	25-18	Garnett - 22	Garnett - 11	14,005
44	2/4	HOUSTON	W 102-85	26-18	Garnett - 23	Garnett - 18	18,223
45	2/5	@ Denver	W 105-97 (OT)	27-18	Garnett - 30	Garnett - 14	19,099
46	2/9	@ L.A. Lakers	L 81-114	27-19	Garnett - 29	Garnett - 6	18,843
47	2/10	@ Phoenix	L 85-101	27-20	Mitchell - 16	Garnett - 13	19,023
48	2/15	DENVER	L 104-107 (OT)	27-21	Garnett - 24	Garnett - 11	14,117
49	2/16	@ New York	L 89-93	27-22	Garnett - 23	Garnett - 13	19,763
50	2/18	VANCOUVER	W 103-91	28-22	Brandon - 21	Garnett - 10	17,101
51	2/20	NEW JERSEY	L 89-91	28-23	Garnett - 27	Garnett - 18	19,449
52	2/22	GOLDEN STATE	W 112-89	29-23	Brandon, Szczerbiak - 21	Garnett - 14	13,992
53	2/24	L.A. CLIPPERS	W 116-91	30-23	Smith - 18	Garnett, Szczerbiak, Smith - 8	13,089
54	2/25	@ Toronto	W 107-85	31-23	Garnett - 28	Garnett - 12	19,800
55	2/27	SAN ANTONIO	W 102-98	32-23	Garnett - 29	Garnett - 16	19,654
56	2/29	CHARLOTTE	L 87-92	32-24	Garnett - 21	Garnett - 9	15,922
57	3/2	@ San Antonio	W 108-102	33-24	Garnett - 23	Garnett - 13	16,320
58	3/4	@ Milwaukee	W 91-84	34-24	Brandon - 22	Smith - 13	17,632
59	3/5	SEATTLE	W 105-100 (OT)	35-24	Garnett - 21	Garnett - 13	15,006
60	3/7	WASHINGTON	L 86-90	35-25	Garnett, Szczerbiak - 26	Garnett - 13	14,227
61	3/9	@ Dallas	W 100-79	36-25	Garnett - 22	Garnett - 13	13,435
62	3/11	@ Houston	W 100-86	37-25	Brandon - 24	Garnett - 15	16,285
63	3/14	@ Phoenix	L 100-107	37-26	Brandon - 18	Garnett - 11	19,023
64	3/16	@ Portland	W 96-92	38-26	Brandon - 25	Garnett - 12	20,060
65	3/19	MILWAUKEE	W 109-82	39-26	Brandon - 28	Garnett - 8	15,551
66	3/21	CLEVELAND	W 111-107 (OT)	40-26	Garnett - 29	Garnett - 14	13,404
67	3/22	@ Boston	W 109-106	41-26	Garnett - 40	Garnett, Sealy - 8	16,606
68	3/24	@ New Jersey	W 116-115 (OT)	42-26	Garnett - 38	Garnett, Szczerbiak, Sealy - 8	17,655
69	3/26	TORONTO	W 106-101 (OT)	43-26	Garnett - 34	Garnett - 10	19,902
70	3/28	PHILADELPHIA	L 100-102	43-27	Garnett - 31	Smith - 12	16,991
71	3/30	HOUSTON	W 122-90	44-27	Garnett - 25	Smith - 10	15,009
72	3/31	@ Indiana	L 85-109	44-28	Brandon - 24	Garnett - 12	18,345
73	4/2	PHOENIX	L 86-87	44-29	Sealy - 19	Garnett - 13	19,006
74	4/4	ATLANTA	W 86-76 (OT)	45-29	Garnett, Smith - 18	Garnett - 14	13,233
75	4/6	@ L.A. Clippers	W 112-90	46-29	Garnett - 28	Nesterovic - 13	15,317
76	4/7	@ Sacramento	W 95-92	47-29	Brandon - 30	Garnett - 14	17,317
77	4/10	DETROIT	W 102-100	48-29	Garnett - 25	Garnett - 9	15,374
78	4/12	@ Seattle	L 83-110	48-30	Garnett - 18	Smith - 10	14,178
79	4/14	@ Vancouver	W 104-94 (2OT)	49-30	Garnett, Brandon, Szczerbiak - 20	Garnett, Smith - 12	17,748
80	4/16	@ L.A. Lakers	L 95-101	49-31	Brandon - 18	Garnett - 15	18,912
81	4/17	@ Golden State	W 101-96	50-31	Brandon - 21	Nesterovic, Smith - 11	11,362
82	4/19	DALLAS	L 107-113	50-32	Peeler - 22	Jackson, Smith - 8	16,818



BACK ROW (L-R):

Trainer Chris Palmer, Tom Hammonds, Dean Garrett, Trevor Winter, Kevin Garnett, Joe Smith, Bill Curley, Andrae Patterson, Medical Director Dr. Sheldon Burns.

MIDDLE ROW (L-R):

Assistant Trainer Gregg Farnam, Bobby Jackson, Anthony Peeler, Dennis Scott, Sam Mitchell, Malik Sealy, Reggie Jordan, James Robinson, Terrell Brandon, Orthopaedic Surgeon Dr. David Fischer.

FRONT ROW (L-R):

Strength and Conditioning Coach Sol Brandys, Director of Player Personnel Rob Babcock, Assistant Coach Greg Ballard, Assistant Coach Randy Wittman, Vice President of Basketball Operations Kevin McHale, Owner Glen Taylor, General Manager/Head Coach Flip Saunders, President Rob Moor, Director of Scouting and Player Development/Assistant Coach Jerry Sichting, Special Assistant to the VP of Basketball Operations Ed Prohovsky.

PLAYER	G/GS	MIN	FIELD GOALS			3-POINT FG			FREE THROWS			REBOUNDS			AST	PF	STL	BLK	PTS	AVG
			FG	FGA	PCT	FG	FGA	PCT	FT	FTA	PCT	OFF	DEF	TOT						
Garnett	47/47	1780	414	900	.460	4	14	.286	145	206	.706	166	323	489	202	152	78	83	977	20.8
Marbury	18/18	661	124	304	.408	8	39	.205	63	87	.724	17	45	62	167	44	29	5	319	17.7
Brandon (TOT)	36/34	1217	212	507	.418	12	47	.255	65	78	.833	27	107	134	309	82	63	10	501	13.9
Brandon (MIN)	21/20	712	127	299	.425	5	19	.263	39	47	.830	16	65	81	205	57	39	7	298	14.2
Smith	43/42	1418	223	522	.427	0	3	.00	142	188	.755	154	200	354	68	147	32	66	588	13.7
Mitchell	50/20	1344	213	522	.408	9	38	.237	126	165	.764	55	127	182	98	111	35	16	561	11.2
Peeler	28/28	810	103	272	.379	34	114	.298	30	41	.732	30	54	84	78	60	35	6	270	9.6
Sealy	31/7	731	95	231	.411	6	23	.261	55	61	.902	23	69	92	36	68	30	5	251	8.1
Jackson	50/12	941	141	348	.405	10	27	.370	61	79	.772	43	92	135	167	75	39	3	353	7.1
Scott (TOT)	36/9	738	87	213	.408	37	97	.381	23	31	.742	8	50	58	40	49	15	3	234	6.5
Scott (MIN)	21/9	532	70	157	.446	29	68	.426	22	27	.815	5	33	38	32	32	12	2	191	9.1
Robinson (TOT)	31/0	506	67	185	.362	21	74	.284	28	41	.683	18	44	62	56	60	22	8	183	5.9
Robinson (MIN)	17/0	226	28	87	.322	13	44	.295	8	14	.571	8	27	35	38	31	8	5	77	4.5
Garrett	49/37	1054	116	231	.502	0	0	----	38	51	.745	99	158	257	28	113	30	45	270	5.5
Hammonds	49/0	716	82	179	.458	0	0	----	48	75	.640	54	82	136	20	88	8	7	212	4.3
Nesterovic	2/0	30	3	12	.250	0	0	----	2	2	1.000	3	5	8	1	5	0	0	8	4.0
Patterson	35/0	284	43	97	.443	0	5	.000	28	36	.778	30	35	65	15	62	19	7	114	3.3
Curley	35/7	372	29	72	.403	1	5	.200	19	22	.864	20	31	51	14	83	17	9	78	2.2
Evans (TOT)	16/0	145	13	44	.295	4	13	.308	4	4	1.000	6	13	19	15	8	5	3	34	2.1
Evans (MIN)	5/0	24	2	10	.200	0	2	.000	0	0	----	2	0	2	1	1	2	0	4	0.8
Carr	11/2	81	9	26	.346	3	9	.333	2	4	.500	0	12	12	7	9	1	1	23	2.1
Jordan	27/1	296	15	54	.278	0	0	----	21	38	.553	27	32	59	41	38	12	5	51	1.9
Grant	4/0	8	1	4	.250	0	0	----	0	0	----	1	0	1	0	4	0	0	2	0.5
Winter	1/0	5	0	0	----	0	0	----	0	0	----	1	2	3	0	5	0	0	0	0.0
TIMBERWOLVES	50	12025	1838	4327	.425	122	410	.298	849	1143	.743	754	1392	2146	1218	1185	426	272	4647	92.9
OPPONENTS	50	12025	1680	3823	.439	213	654	.326	1055	1470	.718	591	1563	2154	1114	1017	363	262	4628	92.6

G#	DATE	OPPONENT	WOLVES/OPP	RECORD	HIGH POINTS	HIGH REBOUNDS	ATTENDANCE
1	2/5	@ Denver	W 110-92	1-0	Smith - 23	Garrett - 7	17,171
2	2/6	@ San Antonio	L 82-96	1-1	Garnett - 19	Garrett - 16	21,319
3	2/9	SAN ANTONIO	W 74-70	2-1	Sealy - 16	Garrett - 12	16,422
4	2/11	L.A. LAKERS	W 86-75	3-1	Garnett - 21	Jackson - 6	19,006
5	2/14	@ L.A. Clippers	W 95-73	4-1	Garnett - 24	Garrett - 11	8,592
6	2/15	@ Golden State	L 99-101	4-2	Garnett - 29	Garrett - 10	13,118
7	2/17	HOUSTON	W 116-102	5-2	Marbury - 40	Garrett - 9	18,151
8	2/19	VANCOUVER	W 115-96	6-2	Marbury - 23	Garrett - 11	17,907
9	2/21	SACRAMENTO	W 102-90	7-2	Smith - 30	Garrett - 19	16,848
10	2/22	SAN ANTONIO	W 95-89	8-2	Mitchell - 17	Garrett - 11	15,374
11	2/25	@ New York	L 113-115 (OT)	8-3	Garnett - 25	Smith - 16	19,763
12	2/26	@ Toronto	L 92-102	8-4	Marbury - 17	Garrett, Smith - 9	15,122
13	2/28	PORTLAND	L 93-100	8-5	Marbury - 25	Garrett, Smith - 9	16,219
14	3/2	GOLDEN STATE	W 89-78	9-5	Garnett - 27	Garrett - 14	14,776
15	3/4	@ Vancouver	W 102-93	10-5	Garnett - 23	Smith - 9	13,329
16	3/5	@ Portland	L 85-97	10-6	Marbury - 18	Smith - 12	19,264
17	3/7	@ Seattle	W 88-77	11-6	Garnett - 19	Garrett - 14	17,072
18	3/9	SEATTLE	W 85-84	12-6	Garnett - 22	Garrett - 16	17,237
19	3/11	@ Golden State	L 82-89	12-7	Garnett - 22	Smith - 15	11,150
20	3/12	@ Sacramento	W 101-95	13-7	Garnett - 26	Garrett - 17	17,317
21	3/13	@ Utah	L 72-99	13-8	Garnett - 22	Garrett - 14	19,911
22	3/15	UTAH	L 83-90	13-9	Smith - 26	Smith - 17	18,447
23	3/16	L.A. LAKERS	L 101-107	13-10	Smith - 22	Smith - 13	19,006
24	3/18	@ Vancouver	L 81-86	13-11	Garnett - 20	Smith - 12	17,466
25	3/19	@ Denver	W 105-101	14-11	Garnett - 28	Garrett, Smith - 8	14,219
26	3/21	L.A. CLIPPERS	L 85-100	14-12	Garnett - 27	Garrett, Smith - 8	15,371
27	3/24	@ Boston	W 87-68	15-12	Garnett, Scott - 22	Garrett - 14	18,128
28	3/26	MIAMI	W 100-93	16-12	Garnett - 19	Garrett - 9	19,006
29	3/28	MILWAUKEE	L 85-94	16-13	Mitchell - 20	Garrett - 18	18,449
30	3/30	DALLAS	W 98-78	17-13	Garnett, Brandon - 22	Garrett - 9	15,609
31	4/2	DENVER	W 107-88	18-13	Garnett - 28	Brandon - 8	15,979
32	4/3	SACRAMENTO	W 105-96	19-13	Garnett - 24	Garrett - 10	17,011
33	4/5	DALLAS	W 100-93	20-13	Garnett, Mitchell - 18	Garrett - 9	14,107
34	4/7	@ Phoenix	L 82-90	20-14	Garnett - 19	Garrett - 13	19,023
35	4/8	@ L.A. Clippers	L 91-99	20-15	Garnett - 15	Garrett - 10	7,205
36	4/9	@ L.A. Lakers	L 89-96	20-16	Hammonds - 22	Garrett - 16	17,505
37	4/11	DETROIT	W 88-79	21-16	Garnett - 20	Smith - 17	19,006
38	4/12	HOUSTON	L 90-95	21-17	Garnett, Mitchell - 21	Garrett - 9	16,093
39	4/14	@ San Antonio	L 79-95	21-18	Jackson - 14	Garrett - 6	15,864
40	4/15	@ Dallas	L 95-10	21-19	Smith - 21	Smith - 9	13,034
41	4/16	VANCOUVER	W 89-75	22-19	Smith - 26	Smith - 12	18,347
42	4/18	UTAH	L 76-97	22-20	Garnett - 18	Garrett - 8	17,472
43	4/21	@ Seattle	L 105-119	22-21	Garnett - 23	Garrett - 7	17,072
44	4/23	@ Sacramento	L 97-105	22-22	Garnett - 29	Garrett - 9	17,317
45	4/25	@ Portland	L 84-100	22-23	Garnett - 30	Garrett, Smith - 4	20,437
46	4/28	PHOENIX	W 97-92	23-23	Mitchell - 25	Smith - 13	16,771
47	4/30	GOLDEN STATE	W 90-85	24-23	Garnett - 28	Garrett - 15	18,157
48	5/1	L.A. CLIPPERS	W 103-93	25-23	Garnett - 19	Garrett - 14	17,203
49	5/4	@ Houston	L 83-100	25-24	Garnett - 18	Brandon - 9	16,285
50	5/5	@ Phoenix	L 96-100	25-25	Garnett - 20	Garrett - 11	18,773

1997-98 45-37



BACK ROW (L-R):

Bill Curley, Matt Fish, Clifford Rozier, Paul Grant, Stanley Roberts, Kevin Garnett, Tom Gugliotta, Cherokee Parks.

MIDDLE ROW (L-R):

Trainer Chris Palmer, Assistant Trainer Gregg Farnam, Strength and Conditioning Coach Sol Brandys, Shane Heal, Stephon Marbury, Reggie Jordan, Doug West, Sam Mitchell, Chris Carr, Terry Porter, Michael Williams, DeJuan Wheat, Orthopaedic Surgeon Dr. David Fischer, Medical Director Dr. Sheldon Burns.

FRONT ROW (L-R):

Video Coordinator Trey Schwab, Director of Player Personnel Rob Babcock, Assistant Coach Greg Ballard, Assistant Coach Randy Wittman, Vice President of Basketball Operations Kevin McHale, Owner Glen Taylor, General Manager/Head Coach Flip Saunders, President Rob Moor, Director of Scouting and Player Development/Assistant Coach Jerry Sichting, Special Assistant to the VP of Basketball Operations Ed Prohofsky.

PLAYER	G/GS	MIN	FIELD GOALS			3-POINT FG			FREE THROWS			REBOUNDS			AST	PF	STL	BLK	PTS	AVG
			FG	FGA	PCT	FG	FGA	PCT	FT	FTA	PCT	OFF	DEF	TOT						
Gugliotta	41/41	1582	319	635	.502	2	17	.118	183	223	.821	106	250	356	167	102	61	22	823	20.1
Garnett	82/82	3222	635	1293	.491	3	16	.188	245	332	.738	222	564	786	348	224	139	150	1518	18.5
Marbury	82/81	3112	513	1237	.415	95	304	.313	329	450	.731	58	172	230	704	222	104	7	1450	17.7
Mitchell	81/33	2239	371	800	.464	15	43	.349	243	292	.832	118	267	385	107	200	64	22	1000	12.3
Peeler (TOT)	38/32	1193	190	420	.452	53	125	.424	36	47	.766	37	86	123	137	97	61	6	469	12.3
Peeler (MIN)	30/24	991	155	348	.445	48	106	.453	32	41	.780	31	72	103	114	81	52	6	390	13.0
Carr	51/40	1165	190	452	.420	40	127	.315	84	99	.848	43	112	155	85	129	17	11	504	9.9
Porter	82/8	1786	259	577	.449	92	233	.395	167	195	.856	37	131	168	271	103	63	16	777	9.5
Parks	79/43	1703	224	449	.499	0	1	.000	110	169	.651	140	297	437	53	237	36	86	558	7.1
Roberts	74/44	1328	191	386	.495	0	0	----	75	156	.481	109	254	363	27	237	36	86	558	7.1
Hammonds	57/2	1140	127	246	.516	0	1	.000	92	132	.697	100	171	271	36	127	15	17	346	6.1
West	38/10	688	64	171	.374	0	2	.000	29	40	.725	23	59	82	45	97	11	5	157	4.1
Curley	11/1	146	16	33	.485	0	1	.000	2	3	.667	11	17	28	4	28	3	1	34	3.1
Jordan	57/1	487	54	113	.478	0	1	.000	41	72	.569	57	40	97	50	63	35	9	149	2.6
Williams	25/0	161	16	48	.333	0	4	.000	32	33	.970	2	12	14	32	24	9	2	64	2.6
Wheat	34/0	150	20	50	.400	8	17	.471	9	15	.600	3	8	11	25	12	6	1	57	1.7
Rozier	6/0	30	3	6	.500	0	0	----	0	1	.000	3	3	6	0	7	0	0	6	1.0
TIMBERWOLVES	82	19930	3157	6844	.461	303	873	.347	1673	2253	.743	1063	2429	3492	2068	1882	639	427	8290	101.1
OPPONENTS	82	19930	3076	6860	.448	432	1206	.358	1648	2220	.742	1116	2411	3527	1909	1863	609	412	8232	100.4

• 1997-98 DAY-BY-DAY •

G#	DATE	OPPONENT	WOLVES/OPP	RECORD	HIGH POINTS	HIGH REBOUNDS	ATTENDANCE
1	10/31	GOLDEN STATE	W 129-113	1-0	Gugliotta - 28	Garnett, Gugliotta - 11	16,784
2	11/1	CHARLOTTE	W 106-90	2-0	Marbury - 23	Parks - 13	19,006
3	11/4	@ Portland	L 105-122	2-1	Gugliotta, Marbury - 27	Gugliotta - 8	20,158
4	11/7	@ Vancouver	W 108-97	3-1	Marbury - 26	Garnett - 11	15,302
5	11/8	@ Golden State	W 97-90	4-1	Gugliotta - 29	Gugliotta - 12	19,283
6	11/11	SAN ANTONIO	L 92-93	4-2	Gugliotta - 22	Gugliotta - 9	14,593
7	11/13	WASHINGTON	L 88-91 (OT)	4-3	Marbury - 26	Garnett - 20	16,491
8	11/15	@ San Antonio	W 105-94	5-3	Garnett - 26	Gugliotta - 12	17,410
9	11/18	@ Phoenix	W 108-90	6-3	Garnett - 26	Gugliotta - 10	19,023
10	11/19	@ L.A. Lakers	L 93-118	6-4	Gugliotta - 22	Garnett - 11	17,505
11	11/21	CLEVELAND	L 80-103	6-5	Carr - 19	Gugliotta - 8	17,002
12	11/24	@ Utah	L 124-133 (OT)	6-6	Marbury - 38	Parks - 9	19,911
13	11/26	PORTLAND	L 90-96	6-7	Gugliotta - 18	Roberts - 7	17,882
14	11/28	@ Denver	L 84-95	6-8	Gugliotta - 18	Gugliotta - 12	13,628
15	11/29	VANCOUVER	W 106-87	7-8	Gugliotta - 23	Garnett, Gugliotta - 10	17,494
16	12/3	INDIANA	L 90-94	7-9	Garnett - 25	Gugliotta - 12	16,559
17	12/5	SACRAMENTO	W 101-90	8-9	Marbury - 22	Garnett - 12	16,151
18	12/6	@ Washington	L 103-114	8-10	Marbury - 27	Gugliotta - 11	20,674
19	12/9	SEATTLE	L 99-108	8-11	Carr - 18	Garnett - 15	15,073
20	12/11	@ New York	L 103-107	8-12	Marbury - 22	Gugliotta - 11	19,763
21	12/13	PHOENIX	W 112-101	9-12	Mitchell - 24	Garnett - 8	18,899
22	12/16	L.A. LAKERS	L 96-109	9-13	Garnett - 21	Garnett - 18	16,874
23	12/17	@ Philadelphia	W 94-90	10-13	Gugliotta - 30	Roberts - 10	11,945
24	12/20	L.A. CLIPPERS	W 92-91	11-13	Gugliotta - 24	Garnett - 14	18,135
25	12/22	@ Sacramento	L 79-89	11-14	Gugliotta - 19	Gugliotta - 17	14,612
26	12/23	@ Seattle	W 112-103	12-14	Marbury - 35	Garnett - 10	17,072
27	12/26	NEW JERSEY	W 116-96	13-14	Gugliotta, Marbury - 22	Parks - 13	17,947
28	12/28	@ Detroit	W 93-89	14-14	Marbury - 19	Gugliotta - 13	19,450
29	12/30	CHICAGO	W 99-95	15-14	Gugliotta, Marbury - 23	Garnett - 11	20,097
30	1/2	@ Boston	L 89-93	15-15	Mitchell - 21	Carr - 11	18,624
31	1/3	DENVER	W 109-87	16-15	Garnett, Mitchell - 18	Garnett - 13	19,006
32	1/7	PHOENIX	L 77-92	16-16	Gugliotta - 21	Garnett - 13	16,771
33	1/9	PORTLAND	W 96-91	17-16	Marbury - 27	Garnett - 10	17,998
34	1/10	@ New Jersey	W 108-101	18-16	Gugliotta - 24	Garnett - 10	20,049
35	1/12	GOLDEN STATE	W 103-87	19-16	Garnett - 21	Garnett - 9	15,898
36	1/16	@ Houston	W 116-115 (OT)	20-16	Gugliotta - 33	Gugliotta - 13	16,285
37	1/17	@ Dallas	W 113-110 (OT)	21-16	Garnett, Gugliotta - 22	Gugliotta - 13	15,327
38	1/19	L.A. CLIPPERS	W 117-109	22-16	Gugliotta, Parks - 20	Gugliotta, Parks - 8	18,712
39	1/21	BOSTON	W 104-95	23-16	Garnett - 20	Gugliotta - 10	19,006
40	1/24	@ Toronto	L 107-113 (OT)	23-17	Gugliotta - 25	Gugliotta - 13	15,778
41	1/27	ATLANTA	W 113-96	24-17	Gugliotta - 26	Parks - 9	16,842
42	1/29	@ Vancouver	W 112-106	25-17	Marbury - 31	Garnett - 15	15,111
43	1/30	@ L.A. Lakers	L 114-121	25-18	Marbury - 35	Garnett, Mitchell - 7	17,505
44	2/1	MILWAUKEE	W 110-118	25-19	Garnett - 26	Garnett - 12	20,188
45	2/2	@ Cleveland	L 99-109	25-20	Marbury - 27	Mitchell - 7	13,841
46	2/4	NEW YORK	W 95-88	26-20	Marbury - 29	Garnett, Mitchell - 8	17,228
47	2/11	ORLANDO	L 89-96	26-21	Garnett - 29	Garnett - 12	17,093
48	2/13	@ Denver	W 107-80	27-21	Marbury - 22	Garnett - 11	12,013
49	2/15	DALLAS	W 105-99 (OT)	28-21	Mitchell - 25	Garnett - 13	19,949
50	2/17	@ Miami	L 84-110	28-22	Garnett - 14	Roberts - 8	15,200
51	2/18	@ Orlando	L 102-115	28-23	Garnett, Mitchell - 19	Garnett, Hammonds - 8	17,077
52	2/20	HOUSTON	W 100-95 (OT)	29-23	Marbury - 27	Garnett - 17	19,083
53	2/22	SACRAMENTO	W 113-95	30-23	Mitchell - 17	Garnett - 11	17,977
54	2/24	@ San Antonio	W 99-105	30-24	Garnett - 25	Garnett - 11	14,422
55	2/26	@ Houston	L 98-118	30-25	Roberts, Marbury - 16	Roberts - 10	16,285
56	2/27	L.A. LAKERS	L 91-104	30-26	Garnett - 17	Garnett - 11	20,197
57	3/1	DETROIT	W 115-113 (2OT)	31-26	Garnett, Marbury - 26	Garnett - 12	18,651
58	3/3	DALLAS	L 99-110	31-27	Garnett - 22	Garnett - 11	18,493
59	3/4	@ Charlotte	L 102-112	31-28	Peeler, Marbury - 20	Garnett - 9	22,493
60	3/6	TORONTO	W 113-91	32-28	Garnett - 26	Garnett - 10	18,156
61	3/8	SEATTLE	L 98-99 (OT)	32-29	Mitchell - 21	Garnett, Parks - 10	19,006
62	3/11	@ Golden State	W 113-84	33-29	Garnett - 22	Roberts - 10	10,390
63	3/12	@ Portland	L 92-95	33-30	Mitchell - 21	Parks - 10	20,553
64	3/14	@ Utah	L 80-114	33-31	Porter - 16	Garnett, Roberts - 10	17,072
65	3/16	UTAH	L 96-102	33-32	Marbury - 26	Garnett - 16	17,333
66	3/18	SAN ANTONIO	L 76-92	33-33	Garnett - 16	Garnett - 10	19,297
67	3/20	DENVER	W 104-88	34-33	Porter, Garnett, Hammonds - 16	Garnett - 11	18,007
68	3/21	VANCOUVER	W 102-88	35-33	Garnett - 22	Garnett - 9	18,336
69	3/23	@ Dallas	L 87-91	35-34	Peeler - 23	Mitchell - 10	11,274
70	3/25	@ Phoenix	W 99-97	36-34	Peeler - 20	Peeler - 8	19,023
71	3/27	@ L.A. Clippers	W 100-98	37-34	Mitchell - 22	Mitchell - 8	11,758
72	3/29	@ Sacramento	W 104-96	38-34	Garnett - 32	Garnett - 14	16,465
73	4/2	@ Indiana	L 108-11	38-35	Garnett - 24	Garnett - 12	14,869
74	4/3	@ Chicago	L 93-107	38-36	Mitchell - 24	Garnett - 8	23,985
75	4/5	@ Atlanta	W 97-96	39-36	Mitchell - 22	Garnett - 13	15,165
76	4/7	MIAMI	W 92-89	40-36	Garnett - 27	Garnett - 14	17,978
77	4/10	PHILADELPHIA	W 107-102	41-36	Mitchell - 29	Garnett - 16	18,448
78	4/11	UTAH	W 110-103	42-36	Marbury - 30	Garnett, Parks - 9	20,051
79	4/13	@ L.A. Clippers	W 107-88	43-36	Garnett - 23	Garnett - 10	9,158
80	4/14	@ Utah	L 109-126	43-37	Marbury - 25	Garnett - 10	19,911
81	4/17	HOUSTON	W 102-95	44-37	Garnett - 20	Garnett, Hammonds - 10	19,881
82	4/18	@ Milwaukee	W 111-109	45-37	Wheat - 19	Garnett - 8	16,886

1996-97 40-42

• 1996-97 DAY-BY-DAY •



BACK ROW (L-R):

Chris Carr, Bill Curley, Tom Gugliotta, Kevin Garnett, Stojko Vrankovic, Dean Garrett, Cherokee Parks, Sam Mitchell.

MIDDLE ROW (L-R):

Trainer Chris Palmer, Trainer Assistant Eric Elfrink, Video Coordinator Trey Schwab, James Robinson, Reggie Jordan, Doug West, Terry Porter, Stephon Marbury, Shane Heal, Michael Williams, Orthopaedic Surgeon Dr. David Fischer, Medical Director Dr. Sheldon Burns, Strength and Conditioning Coach Sol Brandys.

FRONT ROW (L-R):

President Rob Moor, Assistant Coach Greg Ballard, Director of Scouting and Player Development/Assistant Coach Jerry Sichting, Vice President of Basketball Operations Kevin McHale, General Manager/Head Coach Flip Saunders, Owner Glen Taylor, Assistant Coach Mike Schuler, Assistant Coach Randy Wittman, Director of Player Personnel Rob Babcock.

PLAYER	G/GS	MIN	FIELD GOALS			3-POINT FG			FREE THROWS			REBOUNDS			AST	PF	STL	BLK	PTS	AVG
			FG	FGA	PCT	FG	FGA	PCT	FT	FIA	PCT	OFF	DEF	TOT						
Gugliotta	81/81	3131	592	1339	.442	24	93	.258	464	566	.820	187	515	702	335	237	293	89	1672	20.6
Garnett	77/77	2995	549	1100	.499	6	21	.286	205	272	.754	190	428	618	236	199	175	163	1308	17.0
Marbury	67/64	2324	355	871	.408	102	288	.354	245	337	.727	54	130	184	522	159	67	19	1057	15.8
Mitchell	82/5	2044	269	603	.446	4	25	.160	224	295	.759	112	214	326	79	232	51	20	766	9.3
Robinson	69/5	1309	196	482	.407	102	267	.382	78	114	.684	24	88	112	126	125	30	8	572	8.3
Garrett	68/47	1665	223	389	.573	0	0	----	96	138	.696	149	346	495	38	158	40	95	542	8.0
West	68/66	1920	226	484	.467	15	45	.333	64	94	.681	37	111	148	113	218	61	24	531	7.8
Porter	82/20	1568	187	449	.416	67	220	.335	127	166	.765	31	145	176	295	104	54	11	568	6.9
Carr	55/10	830	125	271	.461	31	88	.352	56	73	.767	31	82	113	48	93	24	10	337	6.1
Vrankovic	53/35	766	78	139	.561	0	0	----	25	37	.676	57	111	168	14	121	10	67	181	3.4
Parks	76/0	961	103	202	.510	0	1	.000	46	76	.605	83	112	195	34	150	41	48	252	3.3
Jordan (TOT)	19/0	130	16	26	.615	0	0	----	8	17	.471	11	16	27	12	15	7	3	40	2.1
Jordan (MIN)	10/0	31	8	10	.800	0	0	----	4	7	.571	0	4	4	1	2	2	0	20	2.0
Heal	43/0	236	26	97	.268	20	65	.308	3	5	.600	2	16	18	33	20	3	3	75	1.7
TIMBERWOLVES	82	19780	2937	6436	.456	371	1093	.339	1637	2180	.751	957	2302	3259	1874	1818	618	557	7882	96.1
OPPONENTS	82	19780	2945	6539	.450	467	1290	.362	1646	2184	.754	1069	2364	3433	1785	1829	654	445	8003	97.6

G#	DATE	OPPONENT	WOLVES/OPP	RECORD	HIGH POINTS	HIGH REBOUNDS	ATTENDANCE
1	11/1	SAN ANTONIO	W 82-78	1-0	Gugliotta - 24	Gugliotta - 10	18,109
2	11/3	@ L.A. Lakers	L 85-91	1-1	Gugliotta - 26	Gugliotta - 14	15,407
3	11/5	@ Phoenix	W 98-95	2-1	Gugliotta - 19	Garnett - 9	19,023
4	11/7	@ Portland	L 94-95 (OT)	2-2	Gugliotta - 25	Gugliotta - 11	20,439
5	11/10	@ L.A. Clippers	L 70-81	2-3	Gugliotta - 18	Gugliotta - 11	6,314
6	11/12	PORTLAND	W 100-97	3-3	Gugliotta - 26	Gugliotta, Garnett - 11	14,107
7	11/14	DALLAS	W 100-90	4-3	Gugliotta - 30	Gugliotta, Garnett - 7	14,079
8	11/16	@ New York	L 79-82	4-4	Gugliotta - 19	Garnett - 9	19,763
9	11/19	@ Houston	L 93-122	4-5	Garnett - 20	Gugliotta - 7	16,285
10	11/21	@ Orlando	L 86-90	4-6	Gugliotta - 19	Gugliotta, Garnett - 6	17,248
11	11/23	L.A. CLIPPERS	W 98-96	5-6	Garnett - 24	Gugliotta - 12	16,877
12	11/25	@ Washington	L 98-105	5-7	Gugliotta - 25	Gugliotta - 12	12,224
13	11/27	SEATTLE	L 98-106	5-8	Gugliotta - 22	Garnett - 17	16,173
14	11/29	@ Denver	W 108-103	6-8	Marbury - 30	Gugliotta, Garnett - 8	12,129
15	11/30	TORONTO	W 79-70	7-8	Gugliotta - 25	Garnett - 9	18,679
16	12/3	SACRAMENTO	L 89-96	7-9	Gugliotta - 22	Gugliotta - 13	11,191
17	12/5	@ Seattle	L 86-117	7-10	Gugliotta - 27	Gugliotta, Garnett - 10	17,072
18	12/6	@ Utah	L 95-106	7-11	Gugliotta - 28	Garnett - 11	19,911
19	12/8	@ L.A. Lakers	L 86-110	7-12	Gugliotta, Marbury - 16	Mitchell, Vrankovic - 7	15,212
20	12/10	HOUSTON	L 94-96	7-13	Mitchell - 28	Mitchell - 13	14,627
21	12/11	@ Chicago	L 86-103	7-14	Gugliotta, West - 19	Parks - 10	23,505
22	12/13	PHOENIX	W 108-105	8-14	Gugliotta - 25	Gugliotta - 11	17,097
23	12/14	CLEVELAND	L 93-101	8-15	Gugliotta - 21	Garnett - 9	14,873
24	12/18	@ Golden State	L 96-123	8-16	Gugliotta - 20	Garnett - 10	12,818
25	12/19	@ Sacramento	L 105-112	8-17	Gugliotta - 33	Gugliotta - 12	17,317
26	12/21	L.A. LAKERS	W 103-88	9-17	Garnett - 23	Garnett - 9	18,127
27	12/23	UTAH	W 107-98	10-17	Marbury - 33	Gugliotta - 9	14,434
28	12/26	NEW YORK	W 88-80	11-17	Marbury - 27	Garnett - 12	17,293
29	12/28	DENVER	W 103-96 (OT)	12-17	Gugliotta - 27	Gugliotta, Garnett - 13	18,814
30	12/30	@ Cleveland	L 96-108	12-18	Robinson - 23	Gugliotta - 8	16,587
31	1/3	@ Boston	W 94-84	13-18	Gugliotta - 32	Gugliotta - 19	16,054
32	1/4	@ Milwaukee	W 94-84	14-18	Gugliotta - 25	Gugliotta, Garnett - 13	17,218
33	1/7	HOUSTON	L 95-104	14-19	Marbury - 23	Garnett - 9	18,658
34	1/9	@ New Jersey	W 110-107	15-19	Gugliotta - 26	Gugliotta - 11	14,025
35	1/11	L.A. CLIPPERS	W 95-93	16-19	Gugliotta - 28	Garnett - 9	16,093
36	1/14	@ Atlanta	L 93-95	16-20	Gugliotta, Garnett - 13	Gugliotta - 12	14,032
37	1/15	CHICAGO	L 102-112	16-21	Garnett, Marbury - 21	Vrankovic - 9	20,113
38	1/18	GOLDEN STATE	W 108-93	17-21	Garnett - 27	Gugliotta - 11	17,891
39	1/20	SAN ANTONIO	W 96-83	18-21	Garnett, Marbury - 20	Gugliotta - 12	17,113
40	1/21	@ Toronto	L 106-118	18-22	Robinson - 21	Garnett - 13	15,859
41	1/23	@ Vancouver	W 95-76	19-22	Gugliotta - 33	Gugliotta - 15	15,282
42	1/25	@ Portland	L 94-101	19-23	Garnett - 32	Garnett - 7	21,314
43	1/28	SACRAMENTO	L 88-91	19-24	Gugliotta - 25	Gugliotta - 8	14,119
44	1/30	@ Dallas	W 92-82	20-24	Mitchell - 21	Garnett - 12	14,836
45	1/31	@ San Antonio	W 97-95	21-24	Garnett - 30	Garnett - 20	13,564
46	2/2	PORTLAND	W 103-102	22-24	Gugliotta - 27	Garnett - 16	19,006
47	2/4	@ Charlotte	L 101-115	22-25	Gugliotta - 35	Garnett - 10	24,042
48	2/6	VANCOUVER	W 103-86	23-25	Garnett - 18	Garnett - 13	14,277
49	2/12	L.A. LAKERS	L 84-100	23-26	Garnett - 17	Garnett - 10	18,243
50	2/14	ORLANDO	W 104-100	24-26	Carr - 22	Garnett - 14	19,006
51	2/16	PHOENIX	W 107-96	25-26	Gugliotta - 23	Garnett - 12	18,774
52	2/18	@ Sacramento	L 84-95	25-27	Gugliotta - 28	Gugliotta - 18	17,317
53	2/19	@ Vancouver	W 84-73	26-27	Garnett - 25	Gugliotta, Garnett - 10	15,729
54	2/21	GOLDEN STATE	W 101-82	27-27	Gugliotta - 18	Garnett - 12	16,279
55	2/26	@ San Antonio	W 108-89	28-27	Gugliotta - 29	Garnett - 11	14,153
56	2/27	@ Dallas	W 107-105 (2OT)	29-27	Garnett - 23	Garnett - 9	12,405
57	3/2	CHARLOTTE	L 96-108	29-28	Garnett - 19	Gugliotta - 15	19,006
58	3/5	DETROIT	L 88-92	29-29	Gugliotta - 23	Gugliotta - 15	17,003
59	3/7	DENVER	W 96-83	30-29	Gugliotta - 30	Garnett - 13	18,522
60	3/9	UTAH	L 106-115	30-30	Marbury - 21	Garnett - 8	19,006
61	3/11	PHILADELPHIA	W 104-100	31-30	Marbury - 24	Garnett - 12	15,527
62	3/13	SEATTLE	L 92-108	31-31	Mitchell - 17	Garnett - 9	17,979
63	3/14	@ Philadelphia	L 95-109	31-32	Robinson - 25	Garnett, Garnett - 7	18,731
64	3/16	BOSTON	W 119-101	32-32	Garnett - 26	Gugliotta - 12	17,346
65	3/18	@ Indiana	L 97-115	32-33	Robinson - 26	Parks - 5	14,184
66	3/19	VANCOUVER	W 95-72	33-33	Robinson - 18	Garnett - 11	13,368
67	3/21	@ Detroit	L 98-112	33-34	Gugliotta - 18	Gugliotta, Garnett - 9	21,454
68	3/23	MIAMI	L 108-113	33-35	Marbury - 27	Gugliotta - 14	19,006
69	3/25	@ Houston	L 103-112	33-36	Marbury - 16	Garnett - 10	16,285
70	3/26	@ Denver	W 102-100	34-36	Gugliotta - 25	Gugliotta - 10	10,326
71	3/28	@ Seattle	L 81-92	34-37	Garnett - 18	Garnett - 9	17,072
72	3/30	@ Golden State	W 113-102	35-37	Garnett - 33	Gugliotta - 8	14,498
73	4/2	NEW JERSEY	W 94-89	36-37	Garnett - 24	Garnett - 8	14,919
74	4/4	WASHINGTON	W 97-95	37-37	Garnett - 22	Gugliotta, Garnett - 10	18,788
75	4/6	INDIANA	L 83-94	37-38	Marbury - 17	Garnett - 8	18,881
76	4/8	@ Phoenix	L 107-115	37-39	Marbury - 27	Gugliotta, Garnett - 12	19,023
77	4/10	@ L.A. Clippers	W 108-96	38-39	Marbury - 29	Gugliotta - 15	15,283
78	4/12	ATLANTA	L 66-80	38-40	Garnett - 21	Garnett - 15	18,874
79	4/14	@ Miami	W 95-87	39-40	Marbury - 17	Garnett - 15	14,856
80	4/16	DALLAS	L 77-92	39-41	Garnett - 16	Garnett - 9	16,444
81	4/18	MILWAUKEE	W 122-112	40-41	Gugliotta - 22	Garnett - 8	19,006
82	4/19	@ Utah	L 89-101	40-42	Robinson - 28	Garnett - 9	19,911

1995-96 26-56



BACK ROW (L-R):

Eric Riley, Andrew Lang, Tom Gugliotta, Marquess Bragg, Isaiah Rider, Mark Davis, Sam Mitchell, Kevin Garnett.

MIDDLE ROW (L-R):

Video Coordinator Trey Schwab, Assistant Coach Randy Wittman, Doug West, Terry Porter, Anthony "Spud" Webb, Darrick Martin, Jerome Allen, Assistant Coach Greg Ballard, Trainer Assistant Eric Elfrink.

FRONT ROW (L-R):

Trainer Chris Palmer, President Rob Moor, Director of Player Personnel Rob Babcock, Vice President of Basketball Operations Kevin McHale, Owner Glen Taylor, General Manager/Head Coach Flip Saunders, Assistant Coach Mike Schuler, Director of Scouting and Player Development/Assistant Coach Jerry Sichting, Strength and Conditioning Coach Sol Brandys.

PLAYER	G/GS	MIN	FIELD GOALS			3-POINT FG			FREE THROWS			REBOUNDS			AST	PF	STL	BLK	PTS	AVG
			FG	FGA	PCT	FG	FGA	PCT	FT	FTA	PCT	OFF	DEF	TOT						
Rider	75/68	2594	560	1206	.464	102	275	.371	248	296	.838	99	210	309	213	204	48	23	1470	19.6
Laettner	44/44	1518	283	582	.486	9	31	.290	217	266	.816	98	204	302	129	157	40	43	792	18.0
Gugliotta	78/78	2835	473	1004	.471	26	86	.302	289	374	.773	176	514	690	238	265	139	96	1261	16.2
Lang (TOT)	71/69	2365	353	790	.447	1	5	.200	125	156	.801	153	302	455	65	241	42	126	832	11.7
Lang (MIN)	20/18	550	72	171	.421	1	2	.500	30	38	.789	42	79	121	3	63	7	41	175	8.8
Mitchell	78/42	2145	303	618	.490	1	18	.056	237	291	.814	107	232	339	74	220	49	26	844	10.8
Garnett	80/43	2293	361	735	.491	8	28	.286	105	149	.705	175	326	501	145	189	86	131	835	10.4
Porter	82/40	2072	269	608	.442	71	226	.314	164	209	.785	36	176	212	452	154	89	15	773	9.4
Webb (TOT)	77/21	1462	186	430	.433	47	129	.364	125	145	.862	26	74	100	294	109	52	7	544	7.1
Webb (MIN)	26/21	645	82	208	.394	29	72	.403	51	58	.879	7	33	40	154	41	25	5	244	9.4
Martin (TOT)	59/16	1149	147	362	.406	20	69	.290	101	120	.842	16	66	82	217	123	53	3	415	7.0
Martin (MIN)	35/16	747	88	231	.381	15	47	.319	63	74	.851	3	41	44	156	76	26	2	254	7.3
Rooks	49/7	902	112	227	.493	1	6	.167	106	159	.667	60	144	204	38	106	19	28	331	6.8
West	73/16	1639	175	393	.445	1	13	.077	114	144	.792	48	113	161	119	228	30	17	465	6.4
Williams	9/7	189	13	40	.325	1	3	.333	28	33	.848	3	20	23	31	37	5	3	55	6.1
Riley	25/10	310	35	74	.473	0	1	.000	22	28	.786	32	44	76	5	42	8	16	92	3.7
Davis	57/0	571	55	149	.369	4	13	.308	74	116	.638	56	69	125	47	92	40	22	188	3.3
Allen	41/0	362	36	105	.343	10	33	.303	26	36	.722	5	20	25	49	42	21	5	108	2.6
Bragg	53/0	369	54	120	.450	0	0	---	23	41	.561	38	41	79	8	71	17	8	131	2.5
Smith	8/0	39	3	10	.300	0	3	.000	0	2	.000	0	5	5	6	7	1	0	6	0.8
TIMBERWOLVES	82	19780	2974	6481	.459	279	857	.326	1797	2314	.777	985	2271	3256	1867	1994	650	481	8024	97.9
OPPONENTS	82	19780	3086	6586	.469	530	1393	.380	1761	2368	.744	1036	2317	3353	1966	1940	725	498	8463	103.2

• 1995-96 DAY-BY-DAY •

G#	DATE	OPPONENT	WOLVES/OPP	RECORD	HIGH POINTS	HIGH REBOUNDS	ATTENDANCE
1	11/3	@ Sacramento	L 86-95	0-1	Porter - 19	Gugliotta - 12	17,319
2	11/5	@ Vancouver	L 98-100 (OT)	0-2	Laettner - 26	Laettner - 11	19,193
3	11/7	L.A. LAKERS	W 93-92	1-2	Laettner, Rider - 16	Gugliotta - 9	14,756
4	11/10	PORTLAND	L 102-108	1-3	Gugliotta - 33	Gugliotta - 17	11,972
5	11/11	@ Houston	L 97-119	1-4	Mitchell - 13	Rooks - 14	16,285
6	11/15	SAN ANTONIO	L 96-105	1-5	Gugliotta - 20	Gugliotta - 13	9,954
7	11/17	@ Toronto	L 96-114	1-6	Rider - 30	West - 7	18,401
8	11/18	UTAH	L 102-126	1-7	Rider - 24	Gugliotta - 8	17,376
9	11/22	SEATTLE	L 97-106	1-8	Rider - 25	Gugliotta - 8	12,504
10	11/24	ORLANDO	L 98-109	1-9	Gugliotta, Rider - 29	Gugliotta - 14	17,377
11	11/26	@ Milwaukee	W 105-102	2-9	Laettner - 25	Gugliotta - 8	13,896
12	11/28	VANCOUVER	W 121-98	3-9	Mitchell, Laettner, Williams - 18	Gugliotta, Laettner - 9	10,251
13	12/1	@ Phoenix	L 105-111	3-10	Rooks - 19	Gugliotta - 12	19,023
14	12/2	@ Denver	L 105-109	3-11	Gugliotta - 25	Gugliotta - 11	16,789
15	12/6	NEW JERSEY	W 108-97	4-11	Rider - 20	Gugliotta, Garnett - 7	10,471
16	12/8	L.A. CLIPPERS	W 112-94	5-11	Rider - 27	Gugliotta, Laettner - 8	10,948
17	12/9	@ Charlotte	L 108-114	5-12	Laettner - 20	Laettner - 8	24,042
18	12/12	@ Atlanta	W 85-78	6-12	Rider - 20	Gugliotta - 15	7,613
19	12/15	CLEVELAND	L 88-100	6-13	Laettner - 22	Laettner - 9	10,722
20	12/17	PHILADELPHIA	L 99-101	6-14	Laettner - 23	Laettner - 11	12,315
21	12/19	@ Cleveland	L 95-100	6-15	Laettner - 19	Gugliotta, Laettner - 9	14,304
22	12/20	@ Orlando	L 100-107	6-16	Laettner - 29	Laettner - 10	17,248
23	12/22	@ Boston	L 113-114	6-17	Laettner - 23	Gugliotta - 11	18,400
24	12/23	DALLAS	W 111-98	7-17	Rider - 26	Gugliotta - 12	16,942
25	12/27	MILWAUKEE	L 93-99 (OT)	7-18	Mitchell, Rider - 18	Rooks - 9	17,101
26	12/28	@ Utah	L 83-99	7-19	Gugliotta - 13	Rooks - 8	19,911
27	12/30	@ San Antonio	L 84-122	7-20	Rider - 23	Gugliotta - 9	17,047
28	1/2	HOUSTON	L 100-105	7-21	Gugliotta - 25	Gugliotta - 17	11,568
29	1/4	@ Phoenix	W 98-93	8-21	Laettner - 21	Laettner - 8	19,023
30	1/5	@ Golden State	L 119-122 (OT)	8-22	Gugliotta - 36	Gugliotta - 10	15,025
31	1/7	@ Portland	L 97-113	8-23	Laettner - 19	Gugliotta - 6	20,268
32	1/9	@ L.A. Lakers	L 104-106	8-24	Laettner - 29	Gugliotta, Laettner - 9	10,755
33	1/11	@ L.A. Clippers	L 89-109	8-25	Laettner - 24	Laettner - 9	5,744
34	1/13	@ Indiana	L 94-103	8-26	Gugliotta, Laettner - 20	Gugliotta - 17	16,639
35	1/15	SACRAMENTO	W 103-94	9-26	Rider - 29	Gugliotta - 8	14,102
36	1/17	GOLDEN STATE	W 98-88	10-26	Rider - 31	Gugliotta - 14	11,651
37	1/19	SAN ANTONIO	W 100-92	11-26	Rider - 27	Gugliotta - 14	18,827
38	1/20	@ New Jersey	L 97-103 (OT)	11-27	Laettner - 25	Gugliotta, Laettner - 9	12,026
39	1/24	PHOENIX	L 91-101	11-28	Gugliotta - 20	Gugliotta - 14	15,117
40	1/27	@ New York	L 95-104	11-29	Mitchell - 20	Laettner - 8	19,763
41	1/30	DENVER	L 86-88	11-30	Rider - 25	Garnett - 11	10,477
42	2/2	@ San Antonio	L 90-101	11-31	Rider - 20	Four players - 6	14,236
43	2/3	@ Dallas	W 105-96	12-31	Rider - 26	Gugliotta - 20	16,415
44	2/5	DALLAS	W 104-92	13-31	Laettner - 23	Gugliotta - 11	13,244
45	2/7	PORTLAND	L 93-103	13-32	Rider - 26	Garnett - 10	11,690
46	2/13	@ Sacramento	W 94-90	14-32	Rider - 18	Gugliotta - 11	17,317
47	2/14	@ Seattle	L 93-130	14-33	Laettner - 19	Garnett - 6	16,260
48	2/16	CHICAGO	L 100-103	14-34	Rider - 29	Garnett - 15	20,214
49	2/18	WASHINGTON	L 96-108	14-35	Martin - 24	Garnett - 9	15,394
50	2/19	@ Detroit	L 83-113	14-36	Gugliotta - 19	Garnett - 12	15,970
51	2/21	HOUSTON	W 120-101	15-36	Rider - 22	Garnett - 12	14,224
52	2/23	DETROIT	W 94-93	16-36	Rider - 26	Garnett - 12	14,154
53	2/25	ATLANTA	L 76-92	16-37	Rider - 16	Garnett - 7	14,673
54	2/27	@ Chicago	L 99-120	16-38	Garnett, Rider - 20	Gugliotta - 10	23,716
55	2/28	PHOENIX	L 93-117	16-39	Rider - 21	Lang - 9	13,108
56	3/1	CHARLOTTE	W 105-101	17-39	Gugliotta - 18	Gugliotta - 10	18,522
57	3/3	MIAMI	W 89-87	18-39	Rider - 30	Rider - 15	14,519
58	3/5	@ Miami	L 72-113	18-40	Webb - 16	Garnett - 5	14,328
59	3/6	@ Philadelphia	W 103-90	19-40	Rider - 29	Garnett - 19	8,031
60	3/8	SEATTLE	L 112-132	19-41	Rider - 24	Garnett - 13	13,930
61	3/10	UTAH	L 96-104	19-42	Webb - 21	Garnett - 8	17,198
62	3/13	NEW YORK	L 82-106	19-43	Garnett - 23	Garnett - 9	13,483
63	3/15	SACRAMENTO	W 113-87	20-43	Mitchell - 23	Garnett - 9	13,277
64	3/17	VANCOUVER	W 90-85	21-43	Gugliotta - 26	Gugliotta, Mitchell - 10	12,228
65	3/19	@ Portland	L 78-106	21-44	Rider - 14	Garnett - 7	19,977
66	3/20	@ L.A. Clippers	L 96-110	21-45	Rider - 33	Garnett - 11	6,457
67	3/22	@ Dallas	W 110-84	22-45	Rider - 31	Gugliotta - 17	17,008
68	3/23	@ Houston	W 108-103	23-45	Rider - 19	Gugliotta - 12	16,285
69	3/27	BOSTON	L 116-121	23-46	Garnett - 33	Gugliotta - 13	12,693
70	3/29	INDIANA	W 93-91	24-46	Gugliotta - 23	Gugliotta - 8	19,006
71	3/31	L.A. CLIPPERS	L 107-110	24-47	Rider - 25	Gugliotta - 12	16,228
72	4/2	@ Denver	L 78-86	24-48	Rider - 17	Garnett - 11	15,042
73	4/3	@ Vancouver	L 103-105	24-49	Rider - 28	Rider - 11	16,216
74	4/5	@ Utah	W 103-99	25-49	Rider, Garnett - 20	Gugliotta - 15	19,911
75	4/6	@ Golden State	L 106-111	25-50	Rider - 30	Garnett - 8	15,025
76	4/8	TORONTO	W 115-101	26-50	Rider - 28	Rider - 10	13,011
77	4/10	L.A. LAKERS	L 90-111	26-51	Rider - 28	Garnett - 9	19,006
78	4/12	@ Washington	L 106-116	26-52	Lang - 21	Garnett - 14	18,756
79	4/14	DENVER	L 91-98	26-53	Porter - 23	Lang - 8	18,717
80	4/17	GOLDEN STATE	L 103-109	26-54	Gugliotta - 23	Mitchell - 13	12,719
81	4/19	@ Seattle	L 86-94	26-55	Mitchell - 21	Rider - 8	17,072
82	4/20	@ L.A. Lakers	L 82-106	26-56	Gugliotta - 15	Gugliotta - 12	17,505

1994-95 21-61



BACK ROW (L-R):

Trainer Chris Palmer, Pat Durham, Christian Laettner, Greg Foster, Mike Brown, Stacey King, Sean Rooks, Tom Gugliotta, Andres Guibert, Strength and Conditioning Coach Sol Brandy.

MIDDLE ROW (L-R):

Assistant Coach Mike Schuler, Head Coach Bill Blair, Darrick Martin, Winston Garland, Isaiah Rider, Doug West, Chris Smith, Assistant Coach Randy Wittman, Assistant Coach Greg Ballard.

FRONT ROW (L-R):

Team Physician Dr. Sheldon Burns, Director of Player Personnel Rob Babcock, President Rob Moor, Owner Glen Taylor, General Manager Jack McCloskey, Assistant General Manager Kevin McHale, Team Orthopaedic Surgeon Dr. David Fischer.

PLAYER	G/GS	MIN	FIELD GOALS			3-POINT FG			FREE THROWS			REBOUNDS			AST	PF	STL	BLK	PTS	AVG
			FG	FGA	PCT	FG	FGA	PCT	FT	FTA	PCT	OFF	DEF	TOT						
Rider	75/67	2645	558	1249	.447	139	396	.351	277	339	.817	90	159	249	245	194	69	23	1532	20.4
Laettner	81/80	2770	450	920	.489	13	40	.325	409	500	.818	164	449	613	234	302	101	87	1322	16.3
West	71/65	2328	351	762	.461	11	61	.180	206	246	.837	60	167	227	185	250	65	24	919	12.9
Gugliotta (TOT)	77/63	2568	371	837	.443	60	186	.323	174	252	.690	165	407	572	279	203	132	62	976	12.7
Gugliotta (MIN)	31/17	1018	162	357	.454	28	88	.318	93	122	.762	49	173	222	139	86	61	28	445	14.4
Rooks	80/70	2405	289	615	.470	0	5	.000	290	381	.761	165	321	486	97	208	29	71	868	10.9
Marshall	40/8	1036	158	423	.374	32	106	.302	83	122	.680	64	132	196	57	63	25	50	431	10.8
Martin	34/9	803	95	233	.408	7	38	.184	57	65	.877	14	50	64	133	88	34	0	254	7.5
Garland	73/58	1931	170	410	.415	19	75	.253	89	112	.795	48	120	168	318	184	71	13	448	6.1
Williams	1/1	28	1	4	.250	0	0	----	4	5	.800	0	1	1	3	3	2	0	6	6.0
King	50/10	792	99	212	.467	0	1	.000	68	102	.667	54	111	165	26	126	24	20	166	5.3
Durham	59/2	852	117	237	.494	5	26	.192	63	96	.656	37	57	94	53	114	36	32	302	5.1
Smith	64/17	1073	116	264	.439	47	108	.435	41	63	.651	14	59	73	146	119	32	22	320	5.0
Foster (TOT)	78/3	1073	150	318	.472	7	23	.304	78	111	.703	85	174	259	39	183	15	28	385	4.9
Foster (MIN)	61/0	845	109	232	.470	7	23	.304	56	80	.700	67	138	205	23	129	13	20	281	4.6
Shackelford	21/2	239	39	65	.600	0	0	----	16	20	.800	16	51	67	8	47	8	6	94	4.5
Jones	11/0	139	15	44	.341	2	12	.167	13	16	.813	6	5	11	16	19	6	0	45	4.1
Eisley	34/4	496	37	105	.352	8	32	.250	31	40	.775	10	32	42	77	78	18	5	113	3.3
Guibert	17/0	167	16	47	.340	0	4	.000	13	19	.684	16	29	45	10	29	8	1	45	2.6
Brown	27/0	213	10	40	.250	0	1	.000	15	27	.556	9	36	45	10	35	7	0	35	1.3
TIMBERWOLVES	82	19780	2729	6219	.449	318	1016	.313	1824	2355	.775	883	2090	2973	1780	2074	609	402	7726	94.2
OPPONENTS	82	19780	3088	6509	.474	468	1243	.377	1820	2491	.731	1169	2305	3474	2069	1982	703	512	8464	103.2

• 1994-95 DAY-BY-DAY •

G#	DATE	OPPONENT	WOLVES/OPP	RECORD	HIGH POINTS	HIGH REBOUNDS	ATTENDANCE
1	11/4	@ Denver	L 108-130	0-1	Marshall - 26	Laettner - 7	17,171
2	11/5	HOUSTON	L 85-115	0-2	Rider - 18	Marshall - 7	16,578
3	11/8	@ Detroit	L 112-126	0-3	Laettner - 24	Laettner, Rider - 10	13,424
4	11/9	L.A. LAKERS	L 99-122	0-4	Rider - 27	King - 8	15,892
5	11/11	CHICAGO	L 100-112	0-5	King - 17	Laettner - 9	15,109
6	11/12	BOSTON	L 101-114	0-6	Rooks - 20	Laettner - 9	13,278
7	11/15	@ Golden State	W 114-112	1-6	Rider - 35	Rooks - 11	15,025
8	11/16	@ Phoenix	L 90-105	1-7	Marshall - 30	Marshall - 13	19,023
9	11/19	SAN ANTONIO	L 101-109	1-8	Laettner - 22	Marshall, Laettner - 8	14,109
10	11/22	@ Cleveland	L 79-112	1-9	Laettner - 14	Marshall - 8	19,125
11	11/23	ATLANTA	L 77-89	1-10	Rider - 26	King - 14	13,662
12	11/25	PHILADELPHIA	L 71-109	1-11	Laettner - 22	Rooks - 11	13,919
13	11/28	@ San Antonio	L 88-92	1-12	Rider - 23	Laettner - 13	14,272
14	11/29	@ Dallas	L 83-92	1-13	West - 23	Rooks - 12	12,810
15	12/1	@ Utah	W 96-94	2-13	Rider - 19	Rooks - 7	19,323
16	12/3	@ L.A. Clippers	W 103-95	3-13	Laettner, Rider, West - 19	Laettner - 10	6,196
17	12/6	DENVER	L 95-102	3-14	West - 25	Laettner - 13	13,669
18	12/10	PHOENIX	L 89-103	3-15	Garland, West - 20	King - 10	18,161
19	12/13	@ Atlanta	L 83-85 (OT)	3-16	Rider - 23	Laettner - 11	8,418
20	12/14	UTAH	L 95-103	3-17	Rider - 24	Rooks - 7	13,118
21	12/16	NEW JERSEY	W 94-93	4-17	Rider - 27	Laettner - 10	11,101
22	12/17	@ Washington	W 96-87	5-17	West - 25	Rooks - 10	18,756
23	12/20	@ L.A. Lakers	L 95-108	5-18	Rider - 35	Rooks - 6	11,101
24	12/22	@ Sacramento	L 89-109	5-19	Rider - 27	Foster - 8	17,317
25	12/26	L.A. CLIPPERS	W 82-81	6-19	Laettner - 26	Rooks - 10	12,338
26	12/30	NEW YORK	L 81-90	6-20	Rider - 21	Rooks - 9	18,122
27	1/3	DENVER	L 99-108 (2OT)	6-21	Rider - 26	Laettner - 10	12,739
28	1/5	@ Miami	L 91-114	6-22	Rider - 23	Foster - 7	14,305
29	1/6	@ Orlando	L 99-121	6-23	Rider - 32	Laettner - 8	16,010
30	1/8	@ New York	L 87-102	6-24	Rider - 21	Rooks - 11	19,763
31	1/10	SACRAMENTO	L 85-98	6-25	Laettner - 26	Laettner - 10	13,017
32	1/11	@ Charlotte	L 91-100	6-26	Laettner - 20	Laettner - 9	23,698
33	1/13	DETROIT	W 104-92	7-26	Laettner, Marshall - 25	Rooks - 9	12,516
34	1/14	@ New Jersey	L 84-93	7-27	Rider - 29	Laettner - 10	15,065
35	1/16	HOUSTON	W 94-75	8-27	Rider - 24	West - 11	12,442
36	1/19	SEATTLE	L 87-102	8-28	Rider - 22	Marshall, Shackelford - 8	13,396
37	1/20	@ Chicago	L 86-93	8-29	Shackelford - 18	Shackelford - 7	22,283
38	1/22	CHARLOTTE	W 100-83	9-29	Rider - 29	Laettner - 11	19,006
39	1/24	PHOENIX	L 85-100	9-30	Laettner, Person - 22	Laettner - 10	17,242
40	1/27	@ Dallas	W 102-94	10-30	Laettner - 21	Laettner - 7	17,352
41	1/28	@ Houston	L 93-114	10-31	Eisley, Laettner - 14	Laettner - 8	16,611
42	1/30	@ Utah	L 80-115	10-32	Rider - 19	Shackelford - 6	19,911
43	2/1	DALLAS	L 83-104	10-33	Laettner - 26	Laettner - 11	14,202
44	2/3	PORTLAND	L 97-112	10-34	Rider - 30	Laettner - 8	11,572
45	2/5	@ Boston	L 82-115	10-35	Rider - 18	Foster - 9	14,890
46	2/7	GOLDEN STATE	W 109-100	11-35	Rider - 41	Rider - 8	14,396
47	2/8	@ Milwaukee	L 93-100	11-36	Rooks - 23	Laettner - 10	14,568
48	2/14	WASHINGTON	L 96-99	11-37	Rider - 34	Laettner - 12	13,296
49	2/15	@ Philadelphia	W 101-97	12-37	West - 33	Marshall - 11	8,306
50	2/17	INDIANA	L 78-110	12-38	Rooks - 18	Laettner - 9	13,175
51	2/19	ORLANDO	W 100-95	13-38	Rider - 33	Rider - 10	19,334
52	2/21	@ Portland	L 86-99	13-39	Rider - 21	Gugliotta - 11	12,888
53	2/22	@ Seattle	L 104-120	13-40	Laettner - 18	Durham, Laettner - 7	13,012
54	2/26	MIAMI	W 106-99	14-40	Rider - 38	Laettner - 11	15,789
55	2/28	@ Denver	L 101-114	14-41	Rider - 20	Gugliotta - 7	17,171
56	3/1	@ Sacramento	W 98-87	15-41	Rooks - 28	Rooks - 13	17,317
57	3/3	HOUSTON	W 108-105	16-41	Gugliotta - 21	Laettner - 8	17,068
58	3/5	@ L.A. Lakers	L 102-105	16-42	Smith - 24	Gugliotta - 8	11,943
59	3/6	@ L.A. Clippers	L 88-101	16-43	West - 31	Rooks - 8	6,024
60	3/8	SEATTLE	L 104-118	16-44	Laettner - 20	Gugliotta - 10	14,339
61	3/10	L.A. LAKERS	W 109-103	17-44	Rider - 33	Laettner - 12	17,891
62	3/12	PORTLAND	L 88-102	17-45	Laettner - 21	West - 6	13,337
63	3/14	@ San Antonio	L 100-115	17-47	Rooks - 21	Laettner - 8	16,661
64	3/16	@ Houston	L 97-104	17-46	King - 20	King - 16	10,711
65	3/17	CLEVELAND	W 80-77	18-47	Laettner - 22	Laettner, Rooks - 12	14,222
66	3/19	L.A. CLIPPERS	W 96-93	19-47	Rider - 21	Laettner - 16	12,385
67	3/22	DALLAS	L 96-99	19-48	Laettner - 26	Laettner - 12	14,496
68	3/24	SAN ANTONIO	L 97-111	19-49	Gugliotta - 22	Laettner - 5	15,112
69	3/26	SACRAMENTO	L 98-104	19-50	Laettner - 23	Rooks - 10	15,553
70	3/29	@ Seattle	L 92-109	19-51	Rider - 19	King, Gugliotta - 7	12,336
71	3/31	@ Phoenix	L 96-106	19-52	Rider - 26	Laettner - 12	19,023
72	4/1	@ Golden State	W 126-104	20-52	Rider - 42	Laettner - 13	15,025
73	4/4	@ Portland	L 91-95	20-53	Rider - 20	King - 9	12,888
74	4/7	@ Dallas	L 94-111	20-54	Laettner - 22	Laettner - 9	17,502
75	4/10	DENVER	L 107-114	20-55	Gugliotta - 30	Gugliotta - 11	16,161
76	4/12	GOLDEN STATE	L 109-123	20-56	Gugliotta - 24	Gugliotta - 16	13,850
77	4/14	MILWAUKEE	W 104-100 (OT)	21-56	Laettner - 25	Laettner - 11	16,871
78	4/16	@ Indiana	L 75-114	21-57	Laettner - 20	Gugliotta - 7	14,633
79	4/18	UTAH	L 94-113	21-58	Rider - 18	Laettner - 9	14,442
80	4/19	@ Denver	L 81-106	21-59	Laettner - 23	Gugliotta - 6	17,171
81	4/21	@ Utah	L 96-99	21-60	Rider - 25	Gugliotta - 11	19,911
82	4/23	SAN ANTONIO	L 91-97	21-61	Rider - 25	Laettner - 8	18,872

1993-94 20-62



BACK ROW (L-R):

Equipment Manager Clayton Wilson, Stanley Jackson, Michael Williams, Doug West, Tellis Frank, Christian Laettner, Thurl Bailey, Stacey King, Mike Brown, Marlon Maxey, Chuck Person, Brian Davis, Isaiah Rider, Chris Smith, Video Coordinator Greg Bittner.

FRONT ROW (L-R):

Strength and Conditioning Coordinator Sol Brandys, Scout Stan Novak, Orthopaedic Surgeon Dr. David Fischer, Team Physician Dr. Sheldon Burns, Trainer Jay Jensen, President Bob Stein, Co-Owner Harvey Ratner, Co-Owner Marv Wolfenson, General Manager Jack McCloskey, Head Coach Sidney Lowe, Assistant Coach Bob Weinbauer, Assistant Coach Chuck Davisson, Assistant to the General Manager/Assistant Coach Jim Brewer, Scout Rob Babcock.

PLAYER	G/GS	MIN	FIELD GOALS			3-POINT FG			FREE THROWS			REBOUNDS			AST	PF	STL	BLK	PTS	AVG
			FG	FGA	PCT	FG	FGA	PCT	FT	FTA	PCT	OFF	DEF	TOT						
Laettner	70/67	2428	396	883	.448	6	25	.240	375	479	.783	160	442	602	307	264	87	86	1173	16.8
Rider	79/60	2415	522	1115	.468	54	150	.360	215	265	.811	118	197	315	202	194	54	28	1313	16.6
West	72/61	2182	434	891	.487	1	8	.125	187	231	.810	61	170	231	172	236	65	24	1056	14.7
M. Williams	71/66	2206	314	687	.457	10	45	.222	333	397	.839	67	154	221	512	193	118	24	971	13.7
Person	77/37	2029	356	843	.422	100	272	.368	82	108	.759	55	198	253	185	164	45	12	894	11.6
King (TOT)	49/30	1053	146	341	.428	0	2	.000	93	136	.684	90	151	241	58	121	31	42	385	7.9
King (MIN)	18/15	516	78	170	.459	0	0	----	57	83	.687	40	69	109	19	57	13	30	213	11.8
Bailey	79/3	1297	232	455	.510	0	2	.000	119	149	.799	66	149	215	54	93	20	58	583	7.4
Longley	49/29	989	134	289	.464	0	1	.000	56	80	.700	87	208	295	46	131	35	58	324	6.6
Smith	80/16	1617	184	423	.435	10	39	.256	95	141	.674	15	107	122	285	131	38	18	473	5.9
Maxey	55/2	626	89	167	.533	0	2	.000	70	98	.714	75	124	199	10	113	16	33	48	4.5
Brown	82/40	1921	111	260	.427	0	2	.000	77	118	.653	119	328	447	72	218	51	29	299	3.6
Guibert	5/0	33	6	20	.300	0	0	----	3	6	.500	10	6	16	2	6	0	1	15	3.0
Frank	67/11	959	67	160	.419	0	2	.000	54	76	.711	83	137	220	57	163	35	35	188	2.8
C. Williams	4/0	46	5	13	.385	0	1	.000	1	1	1.000	1	5	6	6	6	2	0	11	2.8
Jackson	17/0	92	17	33	.515	1	5	.200	3	3	1.000	12	15	27	16	13	5	0	38	2.2
Davis	68/3	374	40	126	.317	1	3	.333	50	68	.735	21	34	55	22	34	16	4	131	1.9
TIMBERWOLVES	82	19730	2985	6535	.457	183	557	.329	1777	2303	.772	990	2343	3333	1967	2016	600	440	7930	96.7
OPPONENTS	82	19730	3244	6874	.472	227	738	.308	1783	2451	.727	1102	2296	3398	2108	1855	824	549	8498	103.6

• 1993-94 DAY-BY-DAY •

G#	DATE	OPPONENT	WOLVES/OPP	RECORD	HIGH POINTS	HIGH REBOUNDS	ATTENDANCE
1	11/5	@ Detroit	L 99-104	0-1	Williams - 20	Maxey - 10	21,454
2	11/6	UTAH	L 95-105	0-2	Laettner - 22	Laettner - 12	18,827
3	11/9	@ San Antonio	L 95-110	0-3	Williams - 23	Maxey, Laettner - 9	16,087
4	11/11	@ Houston	L 99-107	0-4	Laettner - 22	West - 7	10,238
5	11/12	DALLAS	L 99-115	0-5	Laettner - 26	Laettner - 7	18,346
6	11/16	@ Milwaukee	W 102-98	1-5	Laettner - 29	Longley, Laettner, Person - 9	13,871
7	11/19	SACRAMENTO	W 113-108	2-5	Laettner - 27	Laettner - 13	17,810
8	11/20	DENVER	L 89-90	2-6	Rider - 20	Brown - 8	18,023
9	11/24	NEW JERSEY	W 107-106	3-6	Williams - 28	Brown, Laettner - 8	16,177
10	11/26	SEATTLE	L 92-110	3-7	Williams - 19	Brown - 6	18,298
11	11/27	L.A. LAKERS	L 92-96	3-8	Laettner - 23	Laettner - 8	18,354
12	12/1	@ Sacramento	W 111-101	4-8	West - 23	Brown - 12	17,317
13	12/2	@ Golden State	W 103-91	5-8	Williams - 28	Laettner - 15	15,025
14	12/4	@ Seattle	L 82-99	5-9	West - 18	Laettner - 11	14,693
15	12/5	@ L.A. Lakers	W 101-99	6-9	Laettner - 25	Laettner - 10	11,256
16	12/8	PORTLAND	L 111-114	6-10	Rider - 30	Laettner - 10	18,078
17	12/10	L.A. CLIPPERS	W 109-108	7-10	Rider - 27	Laettner - 12	17,886
18	12/11	DETROIT	L 80-92	7-11	Laettner - 20	Longley - 10	18,397
19	12/14	@ Charlotte	L 85-101	7-12	Williams - 22	Laettner - 11	23,698
20	12/15	UTAH	L 95-97	7-13	Williams - 29	Frank - 8	17,696
21	12/17	@ L.A. Clippers	W 105-90	8-13	Rider - 32	Laettner - 10	8,643
22	12/18	@ Portland	L 95-105	8-14	Laettner - 24	Laettner - 10	12,888
23	12/20	WASHINGTON	L 84-99	8-15	Laettner - 25	Laettner - 12	17,880
24	12/22	@ Chicago	L 98-106	8-16	Rider - 25	Laettner - 11	18,312
25	12/23	DALLAS	L 89-93	8-17	Williams - 33	Laettner - 7	17,940
26	12/26	@ Denver	L 97-100	8-18	Person - 22	Laettner, Frank, Longley - 8	17,171
27	12/27	@ Utah	L 93-97	8-19	Person - 22	Williams, Brown, Laettner - 9	19,911
28	12/30	HOUSTON	L 104-110	8-20	Rider - 30	Longley - 19	18,461
29	1/5	DENVER	W 109-95	9-20	Williams - 22	Laettner - 12	17,134
30	1/7	PHOENIX	L 103-110	9-21	West - 27	Longley - 14	19,006
31	1/8	BOSTON	W 108-90	10-21	Person - 20	Longley - 11	18,377
32	1/11	@ San Antonio	L 98-108	10-22	Rider - 26	Williams, Frank - 6	17,664
33	1/12	@ Dallas	W 103-85	11-22	West, Rider - 23	Frank, Longley - 9	10,550
34	1/14	ORLANDO	W 96-92	12-22	Rider - 19	Longley - 9	19,006
35	1/17	@ New York	L 94-106	12-23	Williams - 21	Longley - 8	19,763
36	1/19	@ New Jersey	L 91-112	12-24	West - 17	Longley - 8	9,158
37	1/20	SAN ANTONIO	W 93-83	13-24	West - 23	Frank - 10	17,749
38	1/22	ATLANTA	L 81-98	13-25	Rider - 25	Laettner, Longley - 7	19,006
39	1/26	UTAH	W 100-98	14-25	Laettner, Person - 22	Laettner - 10	17,242
40	1/28	@ Portland	L 98-109	14-26	Laettner - 23	Laettner - 11	12,888
41	1/29	@ L.A. Clippers	L 93-103	14-27	West - 30	Laettner - 14	10,634
42	2/2	DALLAS	L 88-92	14-28	Rider - 22	Laettner - 9	17,665
43	2/4	@ Indiana	L 93-114	14-29	Rider - 27	Rider - 8	11,808
44	2/6	@ Houston	L 90-101	14-30	West - 30	Laettner - 12	13,805
45	2/8	@ Dallas	L 105-108 (OT)	14-31	West - 24	Maxey - 14	10,705
46	2/9	@ Phoenix	L 106-111	14-32	Person - 25	Laettner - 12	19,023
47	2/15	MILWAUKEE	W 97-90	15-32	Laettner - 23	Laettner - 13	17,454
48	2/17	@ Washington	L 105-109	15-33	West - 26	Laettner - 8	8,206
49	2/18	CLEVELAND	L 78-85	15-34	Rider - 22	Longley - 10	18,548
50	2/21	SAN ANTONIO	L 89-114	15-35	Rider - 25	Brown, Frank, Rider - 7	18,148
51	2/22	@ Cleveland	L 81-114	15-36	Laettner - 21	Longley - 13	17,542
52	2/24	PHOENIX	L 101-120	15-37	Rider - 28	Laettner - 10	18,174
53	2/27	GOLDEN STATE	W 107-100	16-37	Rider - 25	Brown - 7	18,263
54	3/1	@ Atlanta	L 99-102	16-38	Laettner - 21	Laettner - 15	10,955
55	3/2	MIAMI	L 100-108 (OT)	16-39	Laettner - 21	Laettner - 8	16,906
56	3/4	@ Phoenix	L 101-106	16-40	Rider - 21	King - 7	19,023
57	3/6	@ Denver	L 97-117	16-41	Smith - 25	West, Bailey - 8	17,171
58	3/8	@ Utah	L 86-100	16-42	Smith - 21	West, Brown, Person, Frank - 8	19,911
59	3/9	SACRAMENTO	L 96-104	16-43	West - 28	Person - 9	17,436
60	3/11	CHARLOTTE	L 91-97	16-44	Person - 23	Person - 8	18,575
61	3/13	L.A. LAKERS	L 88-90	16-45	Person - 26	Brown - 13	17,255
62	3/15	PHILADELPHIA	W 96-87	17-45	Rider - 21	Person - 9	16,248
63	3/17	SEATTLE	L 92-107	17-46	King - 17	Brown - 16	17,581
64	3/18	@ Philadelphia	W 100-98	18-46	King - 20	King - 16	10,711
65	3/20	CHICAGO	L 80-90	18-47	Rider - 25	Brown - 9	19,006
66	3/22	HOUSTON	W 83-81	19-47	King - 19	King - 13	17,178
67	3/24	NEW YORK	L 106-123	19-48	Rider - 22	King, Laettner - 5	16,875
68	3/26	@ Seattle	L 93-113	19-49	Laettner - 20	Laettner - 10	14,651
69	3/29	@ L.A. Lakers	L 89-91	19-50	Rider - 22	Laettner - 12	13,588
70	4/1	@ Golden State	L 109-146	19-51	Rider - 20	Maxey - 8	15,025
71	4/2	@ Sacramento	L 87-102	19-52	Laettner - 19	King - 12	17,317
72	4/6	L.A. CLIPPERS	W 110-100	20-52	West - 27	Laettner - 9	17,362
73	4/8	@ Boston	L 108-112	20-53	Laettner - 28	Brown - 8	14,890
74	4/9	GOLDEN STATE	L 105-117	20-54	Laettner, West - 24	Brown - 9	17,878
75	4/11	@ San Antonio	L 89-101	20-55	West - 16	Frank - 9	19,138
76	4/12	@ Houston	L 89-98	20-56	Rider - 28	Laettner - 9	12,048
77	4/15	INDIANA	L 112-130	20-57	Rider - 22	Laettner - 13	17,209
78	4/17	DENVER	L 88-99	20-58	Laettner - 19	Laettner - 12	17,388
79	4/19	@ Miami	L 99-126	20-59	Rider - 28	Jackson - 11	14,953
80	4/20	@ Orlando	L 101-121	20-60	Rider - 28	Laettner - 11	15,291
81	4/22	PORTLAND	L 103-118	20-61	Rider - 25	Laettner - 10	18,577
82	4/24	@ Dallas	L 102-116	20-62	Rider - 25	Brown - 9	11,843



BACK ROW (L-R):

Equipment Manager Clayton Wilson, Michael Williams, Lance Blanks, Doug West, Chuck Person, Christian Laettner, Brad Sellers, Luc Longley, Felton Spencer, Thurl Bailey, Marlon Maxey, Bob McCann, Gundars Vetra, Chris Smith, Video Coordinator Greg Bittner.

FRONT ROW (L-R):

Orthopaedic Surgeon Dr. David Fischer, Team Physician Dr. Sheldon Burns, Strength and Conditioning Coordinator Sol Brandys, Trainer Jay Jensen, President Bob Stein, Co-Owner Harvey Ratner, Co-Owner Marv Wolfenson, General Manager Jack McCloskey, Head Coach Jimmy Rodgers, Assistant to the General Manager/Assistant Coach Jim Brewer, Assistant Coach Sid Lowe, Assistant Coach Chuck Davisson.

PLAYER	G/GS	MIN	FIELD GOALS			3-POINT FG			FREE THROWS			REBOUNDS			AST	PF	STL	BLK	PTS	AVG
			FG	FGA	PCT	FG	FGA	PCT	FT	FIA	PCT	OFF	DEF	TOT						
West	80/80	3104	646	1249	.517	2	23	.087	249	296	.841	89	158	247	235	279	85	21	1543	19.3
Laettner	81/81	2823	503	1061	.474	4	40	.100	462	553	.835	171	537	708	223	290	105	83	1472	18.2
Person	78/75	2985	541	1248	.433	118	332	.355	109	168	.649	98	335	433	343	198	67	30	1309	16.8
Williams	76/76	2661	353	791	.446	26	107	.243	419	462	.907	84	189	273	661	268	165	23	1151	15.1
Bailey	70/3	1276	203	446	.455	0	0	----	119	142	.838	53	162	215	61	88	20	47	525	7.5
McCann	79/7	1536	200	410	.488	0	2	.000	95	152	.625	92	190	282	68	202	51	58	495	6.3
Longley	55/25	1045	133	292	.455	0	0	----	53	74	.716	71	169	240	51	169	47	77	319	5.8
Maxey	43/3	520	93	169	.550	0	1	.000	45	70	.643	66	98	164	12	75	11	18	231	5.4
Glass	4/0	71	8	27	.296	0	2	.000	4	6	.667	1	2	3	9	6	3	0	20	5.0
Smith	80/6	1266	125	289	.433	2	14	.143	95	120	.792	32	64	96	196	96	48	16	347	4.3
Spencer	71/48	1296	105	226	.465	0	0	----	83	127	.654	134	190	324	17	243	23	66	293	4.1
Vetra	13/0	89	19	40	.475	3	3	1.000	4	6	.667	4	4	8	6	12	2	0	45	3.5
Blanks (TOT)	61/2	642	65	150	.433	11	43	.256	20	32	.625	18	50	68	72	61	16	5	161	2.6
Blanks (MIN)	61/2	642	65	150	.433	11	43	.256	20	32	.625	18	50	68	72	61	16	5	161	2.6
Sellers (TOT)	54/4	533	49	130	.377	0	1	.000	37	39	.949	27	56	83	46	40	6	11	135	2.5
Sellers (MIN)	54/4	533	49	130	.377	0	1	.000	37	39	.949	27	56	83	46	40	6	11	135	2.5
Randall	2/0	8	0	1	.000	0	1	.000	0	0	----	0	0	0	1	1	0	0	0	0.0
TIMBERWOLVES	82	19855	3043	6529	.466	166	569	.292	1794	2247	.798	940	2204	3144	2001	2028	649	455	8046	98.1
OPPONENTS	82	19855	3323	6814	.488	208	578	.360	1830	2413	.758	1122	2331	3453	2144	1875	734	494	8684	105.9

• 1992-93 DAY-BY-DAY •

G#	DATE	OPPONENT	WOLVES/OPP	RECORD	HIGH POINTS	HIGH REBOUNDS	ATTENDANCE
1	11/6	@ Boston	L 92-113	0-1	Person - 24	Bailey - 8	14,890
2	11/7	GOLDEN STATE	L 119-121 (OT)	0-2	Laettner - 26	Laettner - 14	19,006
3	11/10	DALLAS	W 118-104	1-2	Person - 24	Laettner - 12	18,202
4	11/12	@ New Jersey	W 88-84	2-2	West - 24	Person - 12	14,226
5	11/14	PHOENIX	L 101-108	2-3	West - 23	Person - 12	19,006
6	11/17	CHICAGO	L 103-124	2-4	Person - 26	Person - 12	19,006
7	11/20	WASHINGTON	L 100-108	2-5	Person - 23	Laettner - 10	18,301
8	11/21	@ Denver	L 118-131	2-6	Laettner - 23	Person - 8	12,457
9	11/25	NEW YORK	L 78-99	2-7	Laettner - 29	Person - 10	18,063
10	11/27	@ Washington	W 102-83	3-7	Person - 26	Laettner - 9	12,346
11	11/28	DETROIT	W 82-80	4-7	Laettner - 23	McCann, Person - 9	19,006
12	12/3	@ Utah	L 91-110	4-8	Person, West - 16	Person - 9	19,911
13	12/5	@ Seattle	L 87-124	4-9	West - 18	Laettner - 9	11,223
14	12/6	@ L.A. Lakers	L 85-107	4-10	Person, West - 20	Person - 9	14,068
15	12/8	@ Houston	L 94-102	4-11	Person - 22	Williams - 8	10,077
16	12/10	@ Dallas	W 111-88	5-11	Person - 26	Longley - 9	11,124
17	12/12	HOUSTON	L 87-104	5-12	Person - 28	Laettner - 9	19,006
18	12/15	BOSTON	L 119-124 (2OT)	5-13	Laettner - 35	Laettner - 17	19,006
19	12/18	@ L.A. Clippers	L 95-103	5-14	Laettner - 24	Laettner - 10	10,353
20	12/19	Golden State	L 116-122 (OT)	5-15	West - 39	Person - 14	15,025
21	12/23	SACRAMENTO	L 96-102 (OT)	5-16	West - 26	Laettner, Person - 11	18,091
22	12/26	ATLANTA	L 105-113	5-17	Laettner - 26	Laettner, Longley, Person - 7	18,502
23	12/28	@ Utah	L 95-114	5-18	Williams - 19	Laettner, Person - 8	19,911
24	12/30	NEW JERSEY	L 92-118	5-19	Laettner - 18	Laettner - 8	18,032
25	1/2	DALLAS	W 103-71	6-19	Laettner - 26	McCann - 10	18,104
26	1/5	@ Milwaukee	L 100-114	6-20	West - 28	Laettner - 9	14,085
27	1/6	L.A. LAKERS	L 78-98	6-21	Person - 15	Person - 8	18,494
28	1/8	SEATTLE	L 93-98	6-22	West - 23	Person - 11	19,178
29	1/9	@ Cleveland	L 93-116	6-23	West - 23	McCann - 7	20,273
30	1/13	SAN ANTONIO	L 81-89	6-24	West - 16	Laettner - 13	17,852
31	1/15	DENVER	W 99-89	7-24	Person - 19	Laettner, Person - 7	18,777
32	1/18	L.A. CLIPPERS	L 93-94	7-25	West, Williams - 20	Bailey, Laettner, Spencer - 6	17,879
33	1/20	PORTLAND	L 94-110	7-26	West - 20	Laettner - 10	18,149
34	1/23	@ Sacramento	L 108-113	7-27	West - 25	Laettner - 11	17,317
35	1/25	@ Denver	L 97-102	7-28	Person - 29	Laettner - 12	10,178
36	1/27	PHOENIX	L 116-117 (OT)	7-29	Person - 28	Laettner - 9	18,503
37	1/29	@ Detroit	L 103-112	7-30	Laettner - 22	Laettner - 11	21,454
38	1/30	MILWAUKEE	W 91-82	8-30	West - 24	Spencer - 10	19,006
39	2/2	@ Portland	W 104-91	9-30	Person, Williams - 24	Laettner - 13	12,888
40	2/3	@ Phoenix	L 102-122	9-31	Laettner, Longley - 16	Longley, Person - 9	19,023
41	2/5	@ Houston	W 112-105	10-31	West - 33	McCann - 9	12,513
42	2/6	@ San Antonio	L 95-104	10-32	Laettner - 21	Laettner, Longley - 8	16,057
43	2/10	MIAMI	L 90-101	10-33	Person - 20	Longley - 9	18,289
44	2/12	@ Indiana	W 102-100	11-33	Laettner - 22	Laettner - 7	13,975
45	2/13	HOUSTON	L 88-97	11-34	West - 18	Laettner - 10	19,006
46	2/15	UTAH	L 91-112	11-35	Person - 26	Person - 8	18,493
47	2/18	SACRAMENTO	W 121-114	12-35	Laettner - 28	Laettner - 16	17,813
48	2/23	@ New York	L 91-95	12-36	Williams - 27	Bailey, Spencer - 5	19,763
49	2/24	SEATTLE	L 77-89	12-37	Laettner - 28	Laettner - 9	17,824
50	2/26	DALLAS	W 99-89	13-37	West - 21	Laettner - 15	18,011
51	2/28	@ Miami	L 93-105	13-38	Bailey - 23	Longley - 9	15,008
52	3/2	@ Orlando	L 89-108	13-39	West - 28	Laettner - 13	15,151
53	3/4	CLEVELAND	L 95-103	13-40	Williams - 24	Bailey, Spencer - 8	17,854
54	3/6	SAN ANTONIO	W 106-105	14-40	Person - 33	Laettner - 9	18,844
55	3/8	PHILADELPHIA	L 83-92	14-41	Person - 22	McCann - 7	17,832
56	3/9	@ Utah	L 107-116	14-42	West - 23	Laettner - 19	19,911
57	3/11	@ Sacramento	L 95-109	14-43	Maxey - 12	Maxey - 12	17,317
58	3/12	@ L.A. Clippers	L 93-117	14-44	West - 20	Laettner, Maxey - 10	11,740
59	3/14	L.A. CLIPPERS	L 107-124	14-45	West - 28	Maxey - 8	18,101
60	3/16	DENVER	W 100-97	15-45	West - 28	Laettner - 14	17,818
61	3/18	@ Charlotte	L 85-113	15-46	Laettner, Vetra, West - 17	Laettner - 13	23,698
62	3/19	@ Atlanta	L 103-121	15-47	Laettner - 23	Laettner - 12	10,519
63	3/21	CHARLOTTE	L 95-99	15-48	Laettner - 27	Laettner - 18	19,006
64	3/23	@ Chicago	L 100-107	15-49	Person - 31	Laettner - 12	18,767
65	3/24	SAN ANTONIO	L 92-105	15-50	Laettner - 26	Laettner - 7	17,806
66	3/26	GOLDEN STATE	L 91-94	15-51	West - 27	Laettner - 12	18,374
67	3/28	HOUSTON	W 101-100	16-51	Person - 37	Spencer - 14	17,891
68	3/30	@ Golden State	W 103-100	17-51	Williams - 25	Laettner - 10	15,025
69	3/31	@ L.A. Lakers	W 126-113	18-51	Laettner - 28	Laettner - 10	15,350
70	4/2	@ San Antonio	L 101-108	18-52	Williams - 19	Laettner - 9	16,057
71	4/4	@ Denver	L 94-120	18-53	West - 29	Laettner - 15	16,461
72	4/7	INDIANA	L 105-113	18-54	Williams - 30	Spencer - 7	17,815
73	4/9	ORLANDO	L 92-95	18-55	West - 23	Laettner - 9	19,006
74	4/11	@ Portland	L 110-127	18-56	Person - 21	Person - 7	12,888
75	4/13	@ Seattle	L 95-129	18-57	Smith - 24	McCann - 7	12,461
76	4/14	@ Phoenix	L 84-98	18-58	West - 27	Laettner - 8	19,023
77	4/16	PORTLAND	L 109-117	18-59	Laettner - 28	Maxey - 6	19,006
78	4/18	@ Philadelphia	L 79-106	18-60	West - 24	Laettner - 13	10,405
79	4/20	L.A. LAKERS	L 95-107	18-61	Laettner, West - 20	Laettner - 11	19,006
80	4/22	@ Houston	L 110-112 (OT)	18-62	West - 29	Person, Spencer - 7	16,123
81	4/23	@ Dallas	L 100-103	18-63	Williams - 31	Williams - 9	17,502
82	4/25	UTAH	W 113-111	19-63	Williams - 29	Spencer - 9	18,627

1991-92 15-67



BACK ROW (L-R):

Assistant Coach Sid Lowe, Myron Brown, Scott Brooks, Doug West, Tyrone Corbin, Tod Murphy, Felton Spencer, Randy Breuer, Tellis Frank, Sam Mitchell, Tony Campbell, Gerald Glass, Pooh Richardson, Assistant Coach/Director of Player Personnel Jim Brewer.

FRONT ROW (L-R):


Equipment Manager Greg Bittner, Strength and Conditioning Coordinator Sol Brandys, Scout Walt Perrin, Video Coordinator/Scout Chuck Davisson, Head Coach Jimmy Rodgers, Owner Marv Wolfenson, Owner Harvey Ratner, President Bob Stein, Trainer Jay Jensen, Dr. Sheldon Burns, Dr. David Fischer.

PLAYER	G/GS	MIN	FIELD GOALS			3-POINT FG			FREE THROWS			REBOUNDS			AST	PF	STL	BLK	PTS	AVG
			FG	FGA	PCT	FG	FGA	PCT	FT	FTA	PCT	OFF	DEF	TOT						
Campbell	78/41	2441	527	1137	.464	13	37	.351	240	299	.803	141	145	286	229	206	84	31	1307	16.8
Richardson	82/82	2922	587	1261	.466	53	155	.342	123	178	.691	91	210	301	685	152	119	25	1350	16.5
Corbin	11/8	344	57	142	.401	0	1	.000	44	53	.830	24	45	69	33	31	12	6	158	14.4
West	80/72	2540	463	894	.518	4	23	.174	186	231	.805	107	150	257	281	239	66	26	1116	14.0
Glass	75/41	1822	383	871	.440	16	54	.296	77	125	.616	107	153	260	175	171	66	30	859	11.5
Bailey (TOT)	84/18	2104	368	836	.440	0	2	.000	215	270	.796	122	363	485	78	160	35	117	951	11.3
Bailey (MIN)	71/18	1777	329	735	.448	0	1	.000	171	215	.795	99	308	407	59	129	30	102	829	11.7
Mitchell	82/63	2151	307	725	.423	2	11	.182	209	266	.786	158	315	473	94	230	53	39	825	10.1
Spencer	61/54	1481	141	331	.426	0	0	---	123	178	.691	167	268	435	53	241	27	79	405	6.6
Breuer	67/25	1176	161	344	.468	0	1	.000	41	77	.532	98	183	281	89	117	27	99	363	5.4
Brooks	82/0	1082	167	374	.447	32	90	.356	51	63	.810	27	72	99	205	82	66	7	417	5.1
Frank	10/0	140	18	33	.545	0	0	---	10	15	.667	8	18	26	8	24	5	4	46	4.6
Longley	66/3	991	114	249	.458	0	0	---	53	80	.663	67	190	257	53	157	35	64	281	4.3
Randall (TOT)	54/0	441	68	149	.456	3	16	.188	32	43	.744	39	32	71	33	39	12	3	171	3.2
Randall (MIN)	39/0	374	58	127	.457	3	14	.214	26	35	.743	35	27	62	26	31	12	3	145	3.7
Brown	4/0	23	4	6	.667	1	3	.333	0	0	---	0	3	3	6	2	1	0	9	2.3
Murphy	47/3	429	39	80	.488	1	2	.500	19	34	.559	36	74	110	11	40	9	8	98	2.1
Garrick	15/0	112	11	33	.333	1	2	.500	6	8	.750	2	7	9	18	14	7	3	29	1.9
TIMBERWOLVES	82	19805	3366	7342	.458	126	394	.320	1379	1857	.743	1167	2168	3335	2025	1866	619	526	8237	100.5
OPPONENTS	82	19805	3453	7116	.485	171	483	.354	1738	2337	.744	1311	2534	3845	2088	1675	660	574	8815	107.5

• 1991-92 DAY-BY-DAY •

G#	DATE	OPPONENT	WOLVES/OPP	RECORD	HIGH POINTS	HIGH REBOUNDS	ATTENDANCE
1	11/1	UTAH	L 97-112	0-1	Richardson - 20	Mitchell - 9	19,006
2	11/6	DALLAS	L 94-87	0-2	West - 14	Spencer - 9	19,006
3	11/7	@ Denver	L 77-88	0-3	Campbell - 18	Corbin - 9	9,837
4	11/9	@ Sacramento	W 84-80	1-3	Mitchell - 17	Mitchell - 10	17,014
5	11/10	@ L.A. Lakers	L 86-96	1-4	Campbell - 14	Spencer - 13	16,833
6	11/13	WASHINGTON	L 114-119 (OT)	1-5	Mitchell - 24	Mitchell, Spencer - 14	19,006
7	11/15	PORTLAND	L 102-107	1-6	West - 19	Corbin - 10	19,006
8	11/17	SEATTLE	L 91-101	1-7	Richardson - 17	Breuer, Mitchell - 7	19,006
9	11/20	@ San Antonio	L 106-113	1-8	Corbin, Richardson - 23	Mitchell - 11	16,057
10	11/21	@ Houston	L 102-106	1-9	West - 24	Mitchell - 9	12,902
11	11/23	HOUSTON	W 102-89	2-9	Breuer - 18	Corbin, Mitchell - 11	19,006
12	11/27	DENVER	W 101-92	3-9	Glass, Mitchell - 22	Glass - 10	19,006
13	11/30	@ Dallas	L 78-79	3-10	Glass - 23	Bailey, Glass - 7	16,155
14	12/3	PHOENIX	L 95-101	3-11	Campbell - 27	Glass - 13	18,582
15	12/6	@ Seattle	L 94-96	3-12	Glass - 27	Longley - 11	9,796
16	12/7	@ L.A. Clippers	L 87-101	3-13	Campbell, Richardson - 21	Bailey, Longley - 7	9,788
17	12/11	SAN ANTONIO	L 85-98	3-14	Glass - 21	Richardson - 9	18,247
18	12/13	PHILADELPHIA	L 95-104	3-15	Campbell - 21	Mitchell - 10	18,632
19	12/14	@ Milwaukee	L 92-103	3-16	Mitchell - 21	West - 10	14,911
20	12/16	@ Portland	L 104-119	3-17	Campbell - 25	Breuer, Murphy, West - 7	12,888
21	12/17	@ Golden State	L 105-119	3-18	West - 28	Mitchell - 9	15,025
22	12/19	L.A. LAKERS	W 93-85	4-18	Campbell - 23	Mitchell - 10	18,402
23	12/21	L.A. CLIPPERS	L 87-100	4-19	Richardson - 21	Spencer - 10	18,391
24	12/23	NEW YORK	L 91-97	4-20	Brooks - 18	Breuer - 10	19,006
25	12/27	GOLDEN STATE	L 102-106 (OT)	4-21	Richardson - 22	Mitchell - 17	19,006
26	12/28	@ Atlanta	L 122-125 (OT)	4-22	Campbell - 36	Mitchell - 8	12,209
27	12/30	SACRAMENTO	L 109-117	4-23	Richardson - 23	Spencer - 10	19,006
28	1/2	MILWAUKEE	L 91-92	4-24	Campbell - 24	Mitchell, Spencer - 8	19,006
29	1/4	BOSTON	W 100-96	5-24	Campbell - 34	Spencer - 11	19,006
30	1/7	CLEVELAND	L 98-113	5-25	Richardson - 18	Bailey - 10	18,388
31	1/8	@ New Jersey	L 97-103	5-26	Campbell - 22	Richardson - 9	7,113
32	1/10	@ Boston	W 104-94	6-26	Glass - 22	Spencer - 11	14,890
33	1/11	UTAH	W 101-96	7-26	Campbell - 21	Spencer - 11	19,006
34	1/13	@ Phoenix	L 111-131	7-27	Richardson - 14	Spencer - 8	14,496
35	1/14	@ Utah	L 110-116	7-28	Richardson - 27	Bailey - 11	19,911
36	1/16	SAN ANTONIO	L 111-125	7-29	Glass - 16	Spencer - 7	18,674
37	1/18	NEW JERSEY	L 100-112	7-30	West - 22	Spencer - 9	19,006
38	1/20	@ Miami	L 106-121	7-31	Campbell - 21	Bailey, Spencer - 7	15,008
39	1/21	@ Orlando	L 92-105	7-32	West - 26	Longley - 9	15,151
40	1/23	DETROIT	L 100-111	7-33	Richardson - 23	Mitchell - 10	18,807
41	1/24	@ Philadelphia	L 86-119	7-34	Mitchell - 19	Bailey - 10	14,271
42	1/28	@ Houston	L 102-111	7-35	Richardson - 21	Bailey - 7	13,338
43	1/31	@ San Antonio	L 101-103	7-36	Campbell - 20	Bailey - 8	16,057
44	2/2	@ Cleveland	L 95-106	7-37	Campbell - 29	Bailey - 9	15,685
45	2/3	DENVER	W 114-99	8-37	Campbell - 30	Breuer - 9	18,434
46	2/5	ORLANDO	L 102-109	8-38	Richardson - 20	West - 8	18,408
47	2/11	L.A. LAKERS	L 108-116	8-39	Richardson - 22	Mitchell, Richardson - 7	19,006
48	2/13	@ Detroit	W 96-93	9-39	Campbell - 28	Breuer - 9	21,454
49	2/15	INDIANA	L 101-117	9-40	Campbell - 21	Mitchell - 9	19,006
50	2/17	@ Houston	W 124-122 (OT)	10-40	Campbell - 35	Mitchell - 9	13,605
51	2/19	@ San Antonio	L 103-113	10-41	Campbell, West - 21	Breuer, Mitchell - 6	16,057
52	2/21	@ Dallas	L 94-109	10-42	Richardson - 17	Mitchell - 10	16,009
53	2/22	@ Chicago	L 90-105	10-43	Campbell - 20	Bailey - 11	18,676
54	2/24	SEATTLE	L 91-106	10-44	Longley - 19	Bailey, Longley, Richardson - 5	18,082
55	2/26	DALLAS	W 106-105	11-44	Glass - 31	Campbell - 8	18,173
56	2/29	@ New York	L 87-103	11-45	Campbell - 20	Bailey - 8	17,368
57	3/3	SAN ANTONIO	L 102-103	11-46	Richardson - 27	Glass - 10	18,707
58	3/5	CHICAGO	L 100-113	11-47	Richardson - 22	Longley - 9	19,006
59	3/7	@ Indiana	L 97-108	11-48	Campbell - 19	Longley - 6	13,716
60	3/10	@ Charlotte	L 96-105	11-49	West - 23	Bailey, Campbell, Longley - 8	23,698
61	3/11	PORTLAND	L 113-124	11-50	West - 25	Spencer - 10	18,479
62	3/13	@ Washington	L 115-118	11-51	Richardson - 22	Bailey - 7	8,715
63	3/15	PHOENIX	L 113-118	11-52	Brooks - 21	Bailey - 6	19,006
64	3/17	@ Portland	L 91-111	11-53	Campbell - 16	Spencer - 9	12,888
65	3/18	@ Golden State	L 120-123	11-54	Campbell - 30	Glass - 10	15,025
66	3/20	@ L.A. Lakers	L 121-131	11-55	Glass - 21	Bailey - 12	16,291
67	3/21	@ Phoenix	L 105-121	11-56	Richardson - 23	Spencer - 11	14,496
68	3/23	DENVER	L 95-100	11-57	West - 20	Breuer - 12	19,006
69	3/25	MIAMI	L 97-105	11-58	Brooks - 19	Longley - 9	18,818
70	3/27	ATLANTA	L 103-105	11-59	West - 22	Bailey - 9	19,006
71	3/29	SACRAMENTO	L 86-112	11-60	Bailey - 21	Spencer - 10	19,006
72	3/31	@ Denver	W 121-114	12-60	Richardson - 27	Bailey - 11	12,335
73	4/3	@ Dallas	W 104-95	13-60	Richardson - 22	Bailey, Spencer - 9	15,795
74	4/5	UTAH	W 93-91	14-60	Campbell - 22	Spencer - 16	19,006
75	4/7	L.A. CLIPPERS	L 108-115	14-61	Richardson - 23	Spencer - 6	18,096
76	4/9	HOUSTON	L 102-117	14-62	Bailey, Richardson - 21	Spencer - 10	18,167
77	4/11	@ Sacramento	L 94-114	14-63	Richardson - 21	Spencer - 7	17,014
78	4/12	@ Seattle	L 116-126	14-64	Richardson - 25	West - 8	11,391
79	4/14	GOLDEN STATE	L 100-122	14-65	Richardson - 22	Spencer - 10	18,410
80	4/16	@ L.A. Clippers	L 93-96	14-66	Glass - 16	Bailey - 6	14,025
81	4/17	@ Utah	L 106-120	14-67	Richardson - 23	Spencer - 9	19,911
82	4/19	CHARLOTTE	W 130-107	15-67	Campbell - 23	Spencer - 10	19,006

• 1990-91 DAY-BY-DAY •



BACK ROW (L-R):

Dr. Sheldon Burns, Dr. David Fischer, Director of Player Personnel Billy McKinney, Owner Harvey Ratner, Owner Marv Wolfenson, President Bob Stein, Strength and Conditioning Coordinator Sol Brandys, Scout Walt Perrin, Assistant Coach Dave Pritchett, Assistant Coach Eric Musselman.

MIDDLE ROW (L-R):

Trainer Jay Jensen, Pooh Richardson, Jim Thomas, Gerald Glass, Sam Mitchell, Tony Campbell, Scott Brooks, Head Coach Bill Musselman, Equipment Manager Greg Bittner.

FRONT ROW (L-R):

Assistant Coach Tom Thibodeau, Tod Murphy, Tyrone Corbin, Felton Spencer, Randy Breuer, Doug West, Richard Coffey, Scout Jim Brewer.

PLAYER	G/GS	MIN	FIELD GOALS			3-POINT FG			FREE THROWS			REBOUNDS			AST	PF	STL	BLK	PTS	AVG
			FG	FGA	PCT	FG	FGA	PCT	FT	FTA	PCT	OFF	DEF	TOT						
Campbell	77/71	2893	652	1502	.434	16	61	.262	358	446	.803	161	185	346	214	204	121	48	1678	21.8
Corbin	82/82	3196	587	1311	.448	2	10	.200	296	371	.798	185	404	589	347	257	162	53	1472	18.0
Richardson	82/82	3154	635	1350	.470	42	128	.328	89	165	.539	82	204	286	734	114	131	13	1401	17.1
Mitchell	82/60	3121	445	1010	.441	0	9	.000	307	396	.775	188	332	520	133	338	66	57	1197	14.6
Spencer	81/46	2099	195	381	.512	0	1	.000	182	252	.722	272	369	641	25	337	48	121	572	7.1
Glass	51/3	606	149	340	.438	2	17	.118	52	76	.684	54	48	102	42	76	28	9	352	6.9
Breuer	73/44	1505	197	435	.453	0	0	----	35	79	.443	114	231	345	73	132	35	80	429	5.9
Brooks	80/0	980	159	370	.441	45	135	.333	61	72	.847	28	44	72	204	122	53	5	424	5.3
Murphy	52/19	1063	90	227	.396	1	17	.059	70	105	.667	92	163	255	60	101	25	20	251	4.8
West	75/1	824	118	246	.480	0	1	.000	58	84	.690	56	80	136	48	115	35	23	294	3.9
Thornton	12/1	110	4	13	.308	0	0	----	8	10	.800	1	14	15	1	18	0	3	16	1.3
Coffey	52/1	320	28	75	.373	0	1	.000	12	22	.545	42	37	79	3	45	6	4	68	1.3
Godfred	10/0	20	5	12	.417	0	1	.000	3	4	.750	0	2	2	0	5	1	4	13	1.3
Thomas	3/0	14	1	4	.250	0	0	----	0	0	----	0	0	0	1	0	1	0	2	0.7
TIMBERWOLVES	82	19905	3265	7276	.449	108	381	.283	1531	2082	.735	1275	2113	3388	1885	1864	712	440	8169	99.6
OPPONENTS	82	19905	3320	6778	.490	171	505	.339	1680	2219	.757	1094	2379	3473	2142	1692	512	511	8491	103.5

G#	DATE	OPPONENT	WOLVES/OPP	RECORD	HIGH POINTS	HIGH REBOUNDS	ATTENDANCE
1	11/2	DALLAS	W 98-85	1-0	Campbell - 24	Corbin - 9	19,006
2	11/3	@ Milwaukee	L 93-111	1-1	Campbell - 30	Murphy - 9	15,102
3	11/6	@ Indiana	L 96-98	1-2	Corbin - 23	Breuer - 12	8,473
4	11/7	CHICAGO	L 91-96	1-3	Campbell - 26	Spencer - 9	19,006
5	11/9	CHARLOTTE	W 106-77	2-3	Campbell - 26	Corbin - 13	19,006
6	11/11	ORLANDO	W 108-81	3-3	Campbell - 24	Spencer - 9	19,006
7	11/13	@ Houston	L 88-90	3-4	Corbin - 19	Murphy - 10	13,234
8	11/15	@ Denver	L 108-121	3-5	Campbell, Corbin - 24	Corbin - 14	6,663
9	11/18	UTAH	L 94-103	3-6	Campbell, Corbin - 24	Corbin, Mitchell - 6	19,006
10	11/20	@ Dallas	W 92-91 (OT)	4-6	Campbell - 28	Corbin - 16	15,975
11	11/21	@ San Antonio	L 100-114	4-7	Mitchell - 18	Corbin - 11	15,908
12	11/25	HOUSTON	L 91-107	4-8	Richardson - 22	Mitchell - 7	19,118
13	11/27	@ Sacramento	W 89-80	5-8	Corbin - 17	Spencer - 13	17,014
14	11/29	@ Portland	L 92-107	5-9	Corbin - 26	Spencer - 9	12,884
15	11/30	@ Utah	L 79-96	5-10	Richardson - 22	Campbell - 13	12,616
16	12/2	@ L.A. Clippers	L 77-102	5-11	Campbell - 20	Breuer - 8	10,409
17	12/4	INDIANA	W 83-81	6-11	Breuer, Richardson - 20	Spencer - 8	19,118
18	12/6	L.A. LAKERS	L 73-83	6-12	Campbell - 23	Spencer - 11	19,006
19	12/11	L.A. CLIPPERS	W 101-95	7-12	Campbell - 30	Spencer - 16	19,006
20	12/13	NEW YORK	L 76-87	7-13	Richardson - 22	Mitchell - 6	19,006
21	12/15	SAN ANTONIO	L 74-90	7-14	Richardson - 16	Spencer - 11	19,006
22	12/18	@ Sacramento	L 99-108	7-15	Campbell - 28	Corbin - 11	17,014
23	12/19	@ Phoenix	L 96-112	7-16	Glass - 27	Mitchell, Spencer - 7	14,487
24	12/22	@ Golden State	L 102-115	7-17	Glass - 24	Corbin - 10	15,025
25	12/23	@ L.A. Lakers	L 94-118	7-18	Glass - 32	Spencer - 19	16,115
26	12/28	DETROIT	L 85-97	7-19	Campbell - 26	Spencer - 14	19,006
27	12/30	SEATTLE	W 126-106	8-19	Mitchell - 26	Spencer - 12	19,006
28	1/2	DALLAS	W 115-95	9-19	Campbell - 32	Spencer - 16	19,006
29	1/4	WASHINGTON	L 100-111	9-20	Corbin - 26	Spencer - 11	19,006
30	1/5	@ Atlanta	L 112-117 (OT)	9-21	Campbell - 34	Corbin - 11	10,998
31	1/7	PHOENIX	L 106-119	9-22	Campbell - 29	Mitchell - 9	19,006
32	1/9	@ Orlando	W 111-103	10-22	Richardson - 30	Spencer - 14	15,077
33	1/11	@ Miami	W 108-107	11-22	W 108-107	Spencer - 12	15,008
34	1/15	PORTLAND	L 117-132	11-23	Mitchell - 29	Spencer - 9	19,006
35	1/16	@ New York	W 93-89	12-23	Corbin - 22	Corbin - 12	14,345
36	1/19	GOLDEN STATE	W 121-113	13-23	Richardson - 35	Corbin - 11	19,006
37	1/21	@ Denver	L 110-115	13-24	Mitchell - 26	Breuer - 16	7,292
38	1/24	@ Houston	L 94-118	13-25	Richardson - 23	Spencer - 8	13,535
39	1/26	@ San Antonio	L 105-112	13-26	Richardson - 25	Spencer - 8	15,908
40	1/28	BOSTON	L 87-108	13-27	Corbin, Richardson - 18	Corbin - 13	19,006
41	1/30	SACRAMENTO	W 95-86	14-27	Corbin - 27	Corbin, Mitchell - 7	19,006
42	2/2	@ Cleveland	L 110-113 (OT)	14-28	Campbell, Mitchell - 28	Mitchell - 11	16,002
43	2/3	PHILADELPHIA	W 110-102 (2OT)	15-28	Mitchell - 37	Corbin - 13	19,006
44	2/5	UTAH	W 94-93	16-28	Mitchell - 22	Murphy - 15	19,006
45	2/7	@ Orlando	L 103-108	16-29	Richardson - 30	Murphy - 9	15,077
46	2/12	@ Golden State	L 105-126	16-30	Corbin - 31	Corbin - 15	15,025
47	2/13	@ L.A. Lakers	L 106-120	16-31	Richardson - 31	Mitchell - 8	16,662
48	2/15	@ L.A. Clippers	L 107-124	16-32	Corbin - 25	Corbin - 10	12,168
49	2/16	@ Utah	L 107-115	16-33	Campbell - 25	Campbell, Murphy - 7	12,616
50	2/18	DENVER	W 128-114	17-33	Campbell - 25	Murphy - 11	19,006
51	2/20	GOLDEN STATE	L 105-108	17-34	Mitchell - 29	Murphy - 12	19,006
52	2/22	ORLANDO	L 101-103	17-35	Campbell - 33	Spencer - 14	19,006
53	2/24	HOUSTON	L 91-100	17-36	Richardson - 21	Spencer - 10	19,006
54	2/26	DALLAS	W 100-94	18-36	Corbin - 31	Corbin - 11	19,006
55	2/27	@ Boston	L 111-116	18-37	Campbell - 33	Spencer - 16	14,890
56	3/2	L.A. CLIPPERS	L 102-104	18-38	Corbin - 20	Corbin - 11	19,006
57	3/5	L.A. LAKERS	W 94-85	19-38	Campbell - 25	Mitchell - 14	19,006
58	3/7	SEATTLE	L 86-91	19-39	Corbin, Richardson - 16	Spencer - 11	19,006
59	3/10	PHOENIX	L 109-123	19-40	Campbell - 27	Spencer - 14	19,006
60	3/12	@ Chicago	L 99-131	19-41	Richardson - 18	Breuer, Corbin, Spencer, West - 6	18,268
61	3/14	@ Denver	L 105-112	19-42	Campbell - 32	Spencer - 13	7,308
62	3/15	@ Seattle	W 100-96 (OT)	20-42	Campbell - 26	Mitchell - 9	11,947
63	3/17	MIAMI	W 90-87	21-42	Campbell - 24	Breuer - 14	19,006
64	3/19	HOUSTON	L 85-98	21-43	Campbell - 32	Mitchell - 14	19,006
65	3/20	@ New Jersey	L 111-118 (OT)	21-44	Campbell - 29	Spencer - 13	8,209
66	3/22	CLEVELAND	W 110-105	22-44	Campbell - 30	Corbin - 8	19,006
67	3/23	@ Utah	L 89-95	22-45	Richardson - 25	Mitchell, Spencer - 6	12,616
68	3/26	@ Phoenix	L 95-117	22-46	Mitchell - 19	Corbin - 12	14,487
69	3/29	@ Seattle	L 107-117	22-47	Campbell - 30	Campbell - 8	12,968
70	3/30	@ Portland	L 91-121	22-48	Campbell - 26	Breuer - 10	12,881
71	4/2	PORTLAND	L 93-104	22-49	Campbell - 22	Mitchell - 8	19,006
72	4/4	DENVER	W 134-122	23-49	Corbin - 26	Breuer - 12	19,006
73	4/5	@ Detroit	L 82-101	23-50	Campbell - 22	Mitchell - 7	21,454
74	4/7	SAN ANTONIO	L 87-92	23-51	Campbell - 22	Richardson - 9	19,006
75	4/9	NEW JERSEY	W 109-89	24-51	Campbell - 24	Spencer - 13	19,006
76	4/11	ATLANTA	W 112-98	25-51	Campbell - 27	Breuer - 13	19,006
77	4/12	@ Charlotte	L 110-111 (2OT)	25-52	Campbell - 34	Mitchell - 10	23,901
78	4/14	@ Philadelphia	W 96-88	26-52	Campbell - 23	Breuer - 13	14,164
79	4/15	SACRAMENTO	W 112-94	27-52	Corbin - 19	Corbin, Spencer - 11	19,006
80	4/17	@ Dallas	L 100-102	27-53	Campbell - 27	Spencer - 12	16,224
81	4/19	MILWAUKEE	W 109-91	28-53	Campbell - 28	Spencer - 13	19,006
82	4/21	@ Washington	W 89-87	29-53	Campbell - 22	Spencer - 9	12,084

1989-90 22-60



BACK ROW (L-R):

Dr. Sheldon Burns, Director of Player Personnel Billy McKinney, Owner Harvey Ratner, Owner Marv Wolfenson, President Bob Stein, Dr. David Fischer, Strength and Conditioning Coordinator Sol Brandys, Assistant Trainer Howard Rappaport.

MIDDLE ROW (L-R):

Trainer Jay Jensen, Pooh Richardson, Sam Mitchell, Tony Campbell, Adrian Branch, Donald Royal, Sidney Lowe, Head Coach Bill Musselman.

FRONT ROW (L-R):

Assistant Coach Tom Thibodeau, Scott Roth, Tyrone Corbin, Tod Murphy, Brad Lohaus, Doug West, Gary Leonard, Assistant Coach Bob Zuffelato.

PLAYER	G/GS	MIN	FIELD GOALS			3-POINT FG			FREE THROWS			REBOUNDS			AST	PF	STL	BLK	PTS	AVG
			FG	FGA	PCT	FG	FGA	PCT	FT	FIA	PCT	OFF	DEF	TOT						
Campbell	82/81	3164	723	1581	.457	9	54	.167	448	569	.787	209	242	451	213	260	111	31	1903	23.2
Corbin	82/80	3011	521	1083	.481	0	11	.000	161	209	.770	219	385	604	216	288	175	41	1203	14.7
Mitchell	80/30	2414	372	834	.446	0	9	.000	268	349	.768	180	282	462	89	301	66	54	1012	12.7
Richardson	82/48	2581	426	925	.461	23	83	.277	63	107	.589	55	162	217	554	143	133	25	938	11.4
Breuer (TOT)	81/55	1879	298	696	.428	0	1	.000	126	193	.653	154	263	417	97	196	42	108	722	8.9
Breuer (MIN)	51/47	1325	212	510	.416	0	1	.000	94	142	.662	111	179	290	84	133	33	75	518	10.2
Murphy	82/59	2493	260	552	.471	16	43	.372	144	203	.709	207	357	564	106	229	76	60	680	8.3
Lohaus	28/24	590	94	202	.465	1	16	.063	21	26	.808	21	89	110	62	66	14	22	210	7.5
Roth	71/3	1061	159	420	.379	18	52	.346	150	201	.746	34	78	112	115	144	51	6	486	6.8
Branch	11/0	91	25	61	.410	1	1	1.000	14	22	.636	8	12	20	4	14	6	0	65	5.9
Royal	66/0	746	117	255	.459	0	1	.000	153	197	.777	69	68	137	43	107	32	8	387	5.9
Sellers (TOT)	59/0	700	103	254	.406	0	5	.000	58	73	.795	39	50	89	33	74	17	22	264	4.5
Sellers (MIN)	14/0	113	19	56	.339	0	2	.000	9	12	.750	8	11	19	1	11	6	3	47	3.4
West	52/0	378	53	135	.393	3	11	.273	26	32	.813	24	46	70	18	61	10	6	135	2.6
Lowe	80/38	1744	73	229	.319	2	9	.222	39	54	.722	41	122	163	337	114	73	4	187	2.3
Leonard	22/0	127	13	31	.419	0	1	.000	6	14	.429	10	17	27	1	26	3	9	32	1.5
Johnson	4/0	17	0	2	.000	0	0	----	0	0	----	0	3	3	1	4	0	0	0	0.0
TIMBERWOLVES	82	19855	3067	6876	.446	73	294	.248	1596	2137	.747	1196	2053	3249	1844	1901	789	344	7803	95.2
OPPONENTS	82	19855	3081	6391	.482	129	391	.330	1859	2420	.768	1050	2322	3372	1880	1748	578	489	8150	99.4

• 1989-90 DAY-BY-DAY •

G#	DATE	OPPONENT	WOLVES/OPP	RECORD	HIGH POINTS	HIGH REBOUNDS	ATTENDANCE
1	11/3	@ Seattle	L 94-106	0-1	Corbin - 20	Corbin - 8	13,805
2	11/5	@ Portland	L 83-93	0-2	Campbell - 20	Corbin - 12	12,884
3	11/8	CHICAGO	L 84-96	0-3	Campbell - 31	Murphy, Corbin - 10	35,427
4	11/10	PHILADELPHIA	W 125-118 (OT)	1-3	Campbell - 38	Corbin - 13	29,117
5	11/12	SEATTLE	L 97-108	1-4	Mitchell - 31	Mitchell - 10	21,702
6	11/14	GOLDEN STATE	W 101-98	2-4	Campbell - 26	Corbin - 11	24,961
7	11/15	SAN ANTONIO	L 76-86	2-5	Campbell, Mitchell - 23	Mitchell - 10	20,382
8	11/17	@ Boston	L 99-116	2-6	Mitchell - 22	Corbin - 9	14,890
9	11/18	@ New York	L 96-111	2-7	Campbell, Mitchell - 29	Mitchell - 10	17,614
10	11/21	UTAH	L 101-103 (OT)	2-8	Corbin - 26	Corbin, Mitchell - 8	20,179
11	11/22	DENVER	L 93-96	2-9	Campbell - 21	Lohaus - 10	22,025
12	11/24	@ Dallas	L 89-99	2-10	Campbell - 24	Mitchell - 12	17,007
13	11/25	@ Charlotte	L 73-81	2-11	Campbell - 24	Lohaus - 11	23,901
14	11/29	@ Miami	W 105-100	3-11	Campbell - 31	Corbin - 8	15,008
15	11/30	@ Orlando	L 96-103	3-12	Corbin - 25	Lohaus - 11	15,077
16	12/2	@ Cleveland	W 101-74	4-12	Campbell - 24	Corbin - 10	14,995
17	12/5	NEW JERSEY	W 92-90	5-12	Campbell - 26	Mitchell - 8	18,918
18	12/9	@ Atlanta	L 91-104	5-13	West - 23	Lohaus - 7	11,876
19	12/12	@ Indiana	L 112-113 (OT)	5-14	Corbin - 27	Mitchell - 12	8,754
20	12/13	DALLAS	L 87-90	5-15	Campbell, Lohaus - 19	Mitchell - 11	21,087
21	12/15	MIAMI	L 84-95	5-16	Campbell - 23	Mitchell - 11	21,899
22	12/17	UTAH	L 112-122	5-17	Campbell - 34	Murphy - 8	23,262
23	12/19	@ Washington	L 99-112	5-18	Campbell, Mitchell - 28	Corbin - 13	6,703
24	12/20	L.A. LAKERS	L 97-106 (OT)	5-19	Campbell - 26	Murphy - 9	25,689
25	12/23	MILWAUKEE	L 90-94	5-20	Campbell - 23	Corbin - 14	23,249
26	12/26	@ Chicago	L 99-112	5-21	Campbell - 20	Mitchell - 8	18,676
27	12/27	HOUSTON	W 108-91	6-21	Lowe - 22	Murphy - 11	27,661
28	12/29	PHOENIX	L 101-118	6-22	Richardson, Campbell - 22	Richardson - 6	25,699
29	12/30	@ Milwaukee	L 99-109	6-23	Mitchell - 28	Murphy - 12	17,924
30	1/2	L.A. CLIPPERS	L 79-87	6-24	Campbell - 31	Murphy - 20	23,980
31	1/4	CHARLOTTE	W 100-98	7-24	Campbell - 25	Murphy - 13	23,415
32	1/6	@ San Antonio	L 96-109	7-25	Roth - 24	Corbin, Mitchell - 9	15,881
33	1/9	@ Sacramento	L 70-84	7-26	Campbell - 20	Campbell - 9	17,014
34	1/11	PORTLAND	L 80-82	7-27	Campbell - 26	Breuer - 11	22,672
35	1/12	@ Detroit	L 86-97	7-28	Campbell - 28	Campbell - 7	21,454
36	1/18	@ Phoenix	L 96-113	7-29	Mitchell - 22	Murphy - 14	14,070
37	1/20	@ L.A. Clippers	L 95-97	7-30	Campbell - 27	Breuer - 13	12,030
38	1/23	@ Golden State	L 102-109	7-31	Campbell - 25	Corbin - 11	15,025
39	1/26	CLEVELAND	L 84-85	7-32	Campbell - 34	Murphy - 9	24,933
40	1/27	DETROIT	L 83-85	7-33	Royal - 23	Murphy - 11	29,066
41	1/29	SACRAMENTO	W 109-91	8-33	Campbell - 25	Murphy - 9	17,250
42	1/31	SEATTLE	W 110-82	9-33	Campbell - 20	Breuer - 10	24,153
43	2/2	BOSTON	W 116-105	10-33	Campbell - 44	Campbell - 14	35,713
44	2/4	GOLDEN STATE	L 95-105	10-34	Breuer - 40	Corbin - 13	29,434
45	2/6	@ Houston	L 101-108	10-35	Royal - 21	Mitchell - 10	14,505
46	2/8	@ Dallas	L 77-90	10-36	Campbell, Murphy - 17	Murphy - 10	17,007
47	2/13	@ Utah	L 104-110 (OT)	10-37	Campbell - 29	Campbell - 10	12,616
48	2/14	CHARLOTTE	W 95-86	11-37	Campbell - 33	Mitchell - 11	17,391
49	2/16	INDIANA	W 111-105	12-37	Mitchell, Richardson - 24	Corbin - 11	25,395
50	2/18	ATLANTA	W 108-98	13-37	Campbell, Corbin - 26	Corbin - 12	28,514
51	2/20	HOUSTON	W 97-92	14-37	Campbell - 30	Corbin - 12	19,325
52	2/21	@ New Jersey	L 93-95	14-38	Campbell - 26	Mitchell - 8	8,219
53	2/23	@ San Antonio	L 95-105	14-39	Campbell - 20	Murphy, Royal - 11	15,910
54	2/25	DALLAS	L 82-87	14-40	Murphy - 16	Murphy - 13	24,141
55	2/27	WASHINGTON	W 104-88	15-40	Campbell - 29	Murphy - 14	18,456
56	3/2	@ Seattle	L 83-99	15-41	Richardson - 19	Mitchell - 9	11,272
57	3/4	@ L.A. Lakers	L 96-115	15-42	Breuer, Corbin - 18	Campbell - 8	17,505
58	3/7	DENVER	L 73-86	15-43	Richardson - 19	Murphy - 15	18,947
59	3/8	L.A. CLIPPERS	W 111-94	16-43	Campbell - 30	Corbin - 14	21,632
60	3/10	PHOENIX	L 98-101 (OT)	16-44	Campbell - 27	Corbin - 14	30,158
61	3/12	SAN ANTONIO	L 88-92	16-45	Breuer - 21	Breuer - 12	19,834
62	3/15	NEW YORK	W 102-82	17-45	Campbell - 27	Murphy - 17	25,870
63	3/17	L.A. LAKERS	L 99-101	17-46	Campbell, Murphy - 24	Campbell - 11	43,606
64	3/18	@ Denver	L 98-103	17-47	Campbell - 22	Murphy - 13	11,864
65	3/20	@ Golden State	L 101-105	17-48	Campbell - 34	Corbin, Murphy - 10	15,025
66	3/21	@ Sacramento	L 84-90	17-49	Campbell, Corbin, Murphy - 20	Murphy - 11	17,014
67	3/23	@ Phoenix	L 99-120	17-50	Campbell - 28	Corbin - 6	14,487
68	3/25	@ Portland	W 110-105	18-50	Corbin, Richardson - 20	Murphy - 10	12,884
69	3/26	@ L.A. Clippers	L 96-101 (OT)	18-51	Campbell - 27	Corbin - 11	9,529
70	3/28	SACRAMENTO	W 93-88	19-51	Campbell - 32	Breuer - 11	22,713
71	3/30	@ Dallas	W 84-82	20-51	Campbell - 23	Corbin - 9	17,007
72	3/31	@ Houston	L 98-106	20-52	Corbin - 22	Corbin - 8	16,155
73	4/3	@ San Antonio	W 92-90	21-52	Campbell - 27	Corbin, Mitchell - 8	12,568
74	4/6	@ Charlotte	L 93-108	21-53	Campbell, Corbin - 22	Mitchell - 15	23,901
75	4/10	PORTLAND	L 94-106	21-54	Richardson - 21	Corbin - 9	29,303
76	4/12	@ Philadelphia	L 77-110	21-55	Corbin - 12	Breuer - 6	15,835
77	4/13	ORLANDO	W 117-102	22-55	Corbin - 36	Corbin - 19	45,458
78	4/15	UTAH	L 90-103	22-56	Campbell - 33	Corbin - 10	40,415
79	4/17	DENVER	L 89-99	22-57	Corbin - 25	Corbin - 13	49,551
80	4/19	@ L.A. Lakers	L 89-113	22-58	Campbell - 25	Corbin - 12	17,505
81	4/20	@ Utah	L 89-97	22-59	Campbell - 23	Murphy - 13	12,616
82	4/22	@ Denver	L 107-115	22-60	Mitchell - 27	Corbin - 11	14,303



• FORMER PLAYER STATS •

(STATISTICS INCLUDE THOSE GAMES IN A TIMBERWOLVES UNIFORM ONLY)

AGER, MAURICE College: Michigan State '06 No: 15 Pos: G Ht: 6-5 Birthdate: Feb. 9, 1984
Acquired: Signed as a free agent on Sept. 24, 2010.
Departed: Waived on Nov. 11, 2010.

YEAR	G-GS	MIN	FG	FGA	PCT	FT	FTA	PCT	OR	DR	TOT	A	PF-D	STL	TO	BLK	PTS	AVG
10-11	4-0	29	6	11	.545	0	0	---	0	2	2	1	4-0	1	4	0	15	3.8

Three-point FG: 3-4 (.750)

ALLEN, JEROME College: Pennsylvania '95 No: 53 Pos: G Ht: 6-4 Birthdate: Jan. 28, 1973
Acquired: 1995 NBA Draft (2nd Round/49th overall).
Departed: Unrestricted free agent on July 11, 1996.

YEAR	G-GS	MIN	FG	FGA	PCT	FT	FTA	PCT	OR	DR	TOT	A	PF-D	STL	TO	BLK	PTS	AVG
95-96	41-0	362	36	105	.343	26	36	.722	5	20	25	49	42-0	21	34	5	108	2.6

Three-point FG: 10-33 (.303)

AVERY, WILL College: Duke '99 No: 5 Pos: G Ht: 6-2 Birthdate: Aug. 8, 1979
Acquired: 1999 NBA Draft (1st Round/14th overall).
Departed: Unrestricted free agent on July 1, 2002.

YEAR	G-GS	MIN	FG	FGA	PCT	FT	FTA	PCT	OR	DR	TOT	A	PF-D	STL	TO	BLK	PTS	AVG
99-00	59-1	484	56	181	.309	24	36	.667	8	32	40	88	60-0	14	42	2	154	2.6

Three-point FG: 99-00, 18-63 (.286); 00-01, 16-59 (.271); 01-02, 6-35 (.171). Total, 40-157 (.255)

PLAYOFFS

YEAR	G-GS	MIN	FG	FGA	PCT	FT	FTA	PCT	OR	DR	TOT	A	PF-D	STL	TO	BLK	PTS	AVG
00-01	2-0	12	3	6	.500	0	0	---	0	1	1	2	0-0	0	0	1	7	3.5

Three-point FG: 1-2 (.500)

BAILEY, THURL College: North Carolina State '83 No: 41 Pos: F Ht: 6-11 Birthdate: April 7, 1961
Acquired: From Utah with a 1992 second-round draft pick for Tyrone Corbin on Nov. 25, 1991.
Departed: Unrestricted free agent on July 1, 1994.

YEAR	G-GS	MIN	FG	FGA	PCT	FT	FTA	PCT	OR	DR	TOT	A	PF-D	STL	TO	BLK	PTS	AVG
91-92	71-18	1777	329	735	.448	171	215	.795	99	308	407	59	129-1	30	87	102	829	11.7

Three-point FG: 91-92, 0-1 (.000); 93-94, 0-2 (.000). Total, 0-3 (.000)

YEAR	G-GS	MIN	FG	FGA	PCT	FT	FTA	PCT	OR	DR	TOT	A	PF-D	STL	TO	BLK	PTS	AVG
92-93	70-3	1276	203	446	.455	119	142	.838	53	162	215	61	88-0	20	60	47	525	7.5

Three-point FG: 91-92, 0-1 (.000); 93-94, 0-2 (.000). Total, 0-3 (.000)

BANKS, MARCUS College: UNLV '03 No: 3 Pos: G Ht: 6-2 Birthdate: Nov. 19, 1981
Acquired: From Boston with Mark Blount, Ricky Davis and Justin Reed and two future second-round picks for Wally Szczerbiak, Michael Olowokandi and Dwayne Jones and a future first-round pick on Jan. 26, 2006.
Departed: Unrestricted free agent on July 1, 2006.

YEAR	G-GS	MIN	FG	FGA	PCT	FT	FTA	PCT	OR	DR	TOT	A	PF-D	STL	TO	BLK	PTS	AVG
05-06	40-28	1228	186	388	.479	91	117	.778	19	97	116	188	124-0	47	96	11	479	12.0

Three-point FG: 16-44 (.364)

BEASLEY, MICHAEL College: Kansas State '08 No: 8 Pos: F Ht: 6-9 Birthdate: Jan. 9, 1989
Acquired: Via trade from Miami on July 12, 2010
Departed: Unrestricted free agent on July 1, 2012

YEAR	G-GS	MIN	FG	FGA	PCT	FT	FTA	PCT	OR	DR	TOT	A	PF-D	STL	TO	BLK	PTS	AVG
10-11	73-73	2361	561	1246	.450	219	291	.753	118	291	409	158	222-3	54	195	52	1401	19.2

Three-point FG: 10-11, 60-164 (.366); 11-12, 38-101 (.376). Total, 98-265 (.370)

BILLUPS, CHAUNCEY College: Colorado '97 No: 4 Pos: G Ht: 6-3 Birthdate: Nov. 25, 1976
Acquired: Signed as a free agent on Aug. 8, 2000.
Departed: Unrestricted free agent on July 1, 2002.

YEAR	G-GS	MIN	FG	FGA	PCT	FT	FTA	PCT	OR	DR	TOT	A	PF-D	STL	TO	BLK	PTS	AVG
00-01	77-33	1790	248	587	.422	144	171	.842	32	126	158	260	178-2	51	111	11	713	9.3

Three-point FG: 00-01, 73-194 (.376); 01-02, 124-315 (.394). Total, 197-509 (.387)

PLAYOFFS

YEAR	G-GS	MIN	FG	FGA	PCT	FT	FTA	PCT	OR	DR	TOT	A	PF-D	STL	TO	BLK	PTS	AVG
00-01	3-0	26	1	6	.167	1	1	1.000	1	4	5	2	5-0	0	1	0	3	1.0

Three-point FG: 00-01, 0-1 (.000); 01-02, 6-15 (.400). Total, 6-16 (.375)

BLANKS, LANCE College: Texas '90 No: 21 Pos: G Ht: 6-4 Birthdate: Sept. 9, 1966
Acquired: From Detroit with Brad Sellers and a future second-round pick for Gerald Glass and Mark Randall on Nov. 15, 1992.
Departed: Released on July 7, 1993.

YEAR	G-GS	MIN	FG	FGA	PCT	FT	FTA	PCT	OR	DR	TOT	A	PF-D	STL	TO	BLK	PTS	AVG
92-93	61-2	642	65	150	.433	20	32	.625	18	50	68	72	61-1	16	31	5	161	2.6

Three-point FG: 11-43 (.256)

BLOUNT, MARK College: Pittsburgh '97 No: 30 Pos: C Ht: 7-0 Birthdate: Nov. 30, 1975
Acquired: From Boston with Marcus Banks, Ricky Davis, Justin Reed and two future second-round picks for Wally Szczerbiak, Michael Olowokandi, Dwayne Jones and a future first-round pick on Jan. 26, 2006.
Departed: Traded to Miami along with Ricky Davis in exchange for Antoine Walker, Michael Doleac, Wayne Simien, a future first-round pick and cash considerations on Oct. 24, 2007.

YEAR	G-GS	MIN	FG	FGA	PCT	FT	FTA	PCT	OR	DR	TOT	A	PF-D	STL	TO	BLK	PTS	AVG
05-06	42-30	1157	179	354	.506	71	95	.747	60	143	203	33	147-3	25	74	40	429	10.2

Three-point FG: 06-07, 82-81 3701 606 1193 .508 218 195 .754 136 369 505 67 239-2 43 159 58 1010 12.3

BOOTH, CALVIN College: Penn State '99 No: 52 Pos: C Ht: 6-11 Birthdate: May 7, 1976
Acquired: From Philadelphia with Rodney Carney and a future first-round pick for a conditional second-round pick on July 9, 2008.
Departed: Traded to Sacramento with Rashad McCants for Bobby Brown and Shelden Williams on Feb. 19, 2009.

YEAR	G-GS	MIN	FG	FGA	PCT	FT	FTA	PCT	OR	DR	TOT	A	PF-D	STL	TO	BLK	PTS	AVG
08-09	1-0	1	0	0	---	0	0	---	1	0	1	0	0-0	0	0	0	0	0.0

BRAGG, MARQUES College: Providence '92 No: 33 Pos: F Ht: 6-8 Birthdate: March 24, 1970
Acquired: Signed as a free agent on Oct. 6, 1995.
Departed: Unrestricted free agent on July 11, 1996.

YEAR	G-GS	MIN	FG	FGA	PCT	FT	FTA	PCT	OR	DR	TOT	A	PF-D	STL	TO	BLK	PTS	AVG
95-96	53-0	369	54	120	.450	23	41	.561	38	41	79	8	71-0	17	26	8	131	2.5

BRANCH, ADRIAN College: Maryland '85 No: 1 Pos: G/F Ht: 6-7 Birthdate: Nov. 17, 1963
Acquired: Signed as a free agent on Oct. 20, 1989.
Departed: Released on Dec. 23, 1989.

YEAR	G-GS	MIN	FG	FGA	PCT	FT	FTA	PCT	OR	DR	TOT	A	PF-D	STL	TO	BLK	PTS	AVG
89-90	11-0	91	25	61	.410	14	22	.636	8	12	20	4	14-0	6	8	0	65	5.9

Three-point FG: 1-1 (.100)

BRANDON, TERRELL College: Oregon '91 No: 7 Pos: G Ht: 5-11 Birthdate: May 20, 1970
Acquired: From Milwaukee with Brian Evans (from New Jersey) in a three-team trade for Stephon Marbury, Chris Carr, Bill Curley (to New Jersey) and Paul Grant (to Milwaukee) on March 11, 1999.
Departed: Traded to Atlanta with Marc Jackson (to Philadelphia) in a four-team trade for Latrell Sprewell (from New York) on July 23, 2003.

YEAR	G-GS	MIN	FG	FGA	PCT	FT	FTA	PCT	OR	DR	TOT	A	PF-D	STL	TO	BLK	PTS	AVG
98-99	21-20	712	127	299	.425	39	47	.837	16	65	81	205	57-0	39	38	7	298	14.2

Three-point FG: 98-99, 5-19 (.263); 00-01, 73-194 (.376); 99-00, 53-132 (.402); 00-01, 33-91 (.363); 01-02, 4-23 (.174). Total, 168-459 (.366)

PLAYOFFS

YEAR	G-GS	MIN	FG	FGA	PCT	FT	FTA	PCT	OR	DR	TOT	A	PF-D	STL	TO	BLK	PTS	AVG
98-99	4-4	161	31	69	.449	12	13	.923	2	28	30	28	11-0	9	14	2	77	19.3

Three-point FG: 98-99, 3-5 (.600); 99-00, 4-11 (.364); 00-01, 4-9 (.444). Total, 11-25 (.440)

BREUER, RANDY College: Minnesota '83 No: 45 Pos: C Ht: 7-3 Birthdate: Oct. 11, 1960
Acquired: From Milwaukee for Brad Lohaus and a conditional one-time exchange of second-round picks in 1991 or 1992 on Jan. 4, 1990.
Departed: Unrestricted free agent on July 1, 1992.

YEAR	G-GS	MIN	FG	FGA	PCT	FT	FTA	PCT	OR	DR	TOT	A	PF-D	STL	TO	BLK	PTS	AVG
89-90	51-47	1325	212	510	.416	94	142	.662	111	179	290	84	133-2	33	68	75	518	10.2

Three-point FG: 89-90, 0-1 (.000); 91-92, 0-1 (.000). Total, 0-2 (.000)

YEAR	G-GS	MIN	FG	FGA	PCT	FT	FTA	PCT	OR	DR	TOT	A	PF-D	STL	TO	BLK	PTS	AVG
91-92	73-44	1505	197	435	.453	35	79	.443	114	231	345	73	132-1	35	69	80	429	5.9

Three-point FG: 91-92, 67-25 1176 161 344 .468 41 77 .532 98 183 281 89 117-0 27 41 99 363 5.4



• FORMER PLAYER STATS •

BREWER, COREY College: Florida '07 No: 22 Pos: G/F Ht: 6-9 Birthdate: March 5, 1986
Acquired: 2007 NBA Draft (1st Round/7th overall).
Departed: Traded to New York with Kosta Koufos (to Denver) in a three-team trade for Anthony Randolph, Eddy Curry, and cash considerations (from New York), as well as a future second-round pick (from Denver), on Feb. 22, 2011.

YEAR	G-GS	MIN	FG	FGA	PCT	FT	FTA	PCT	OR	DR	TOT	A	PF-D	STL	TO	BLK	PTS	AVG
07-08	79-35	1803	182	486	.374	88	110	.800	82	210	292	111	188-2	76	89	25	459	5.8
08-09	15-8	307	37	90	.411	14	19	.737	18	31	49	25	37-0	15	13	3	93	6.2
09-10	82-82	2482	409	949	.431	166	256	.648	70	209	279	193	224-4	117	164	29	1066	13.0
10-11	56-22	1362	168	437	.384	121	171	.708	45	107	152	77	134-1	89	77	14	483	8.6
TOTAL	232-147	5954	796	1962	.406	389	556	.700	215	557	772	406	583-7	297	343	71	2101	9.1
Three-point FG: 07-08, 7-36 (.194); 08-09, 5-12 (.417); 09-10, 82-237 (.346); 10-11, 26-99 (.263); Total, 120-384 (.313)																		

BROOKS, SCOTT College: UC Irvine '87 No: 1 Pos: G Ht: 5-11 Birthdate: July 31, 1965
Acquired: From Philadelphia for a 1990 second-round draft pick on June 26, 1990.
Departed: Traded to Houston for future considerations on Sept. 25, 1992.

YEAR	G-GS	MIN	FG	FGA	PCT	FT	FTA	PCT	OR	DR	TOT	A	PF-D	STL	TO	BLK	PTS	AVG
90-91	80-0	980	159	370	.430	61	72	.847	28	44	72	204	122-1	53	51	5	424	5.3
91-92	82-0	1082	167	374	.447	51	63	.810	27	72	99	205	82-0	66	51	7	417	5.1
TOTAL	162-0	2062	326	744	.438	112	135	.830	55	116	171	409	204-1	119	102	12	841	5.2
Three-point FG: 90-91, 45-135 (.333); 91-92, 32-90 (.356); Total, 77-225 (.342)																		

BROWN, BOBBY College: Cal State-Fullerton '07 No: 1 Pos: G Ht: 6-2 Birthdate: Sept. 24, 1984
Acquired: From Sacramento with Sheldon Williams for Calvin Booth and Rashad McCants on Feb. 19, 2009.
Departed: To New Orleans with Darius Songaila for Antonio Daniels on Sept. 9, 2009.

YEAR	G-GS	MIN	FG	FGA	PCT	FT	FTA	PCT	OR	DR	TOT	A	PF-D	STL	TO	BLK	PTS	AVG
08-09	21-1	256	47	113	.416	8	9	.889	6	10	16	30	21-0	6	16	2	116	5.5
Three-point FG: 08-09, 14-36 (.389)																		

BROWN, MIKE College: George Washington '85 No: 40 Pos: C Ht: 6-10 Birthdate: July 19, 1963
Acquired: From Utah for Felton Spencer on June 30, 1993.
Departed: Unrestricted free agent on July 1, 1995.

YEAR	G-GS	MIN	FG	FGA	PCT	FT	FTA	PCT	OR	DR	TOT	A	PF-D	STL	TO	BLK	PTS	AVG
93-94	82-40	1921	111	260	.427	77	118	.653	119	328	447	72	218-4	51	75	29	299	3.6
94-95	27-0	213	10	40	.250	15	27	.556	9	36	45	10	35-0	7	16	0	35	1.3
TOTAL	109-40	2134	121	300	.403	89	145	.614	128	364	492	82	253-4	58	91	29	334	3.1
Three-point FG: 93-94, 0-2 (.000); 94-95, 0-1 (.000); Total, 0-3 (.000)																		

BROWN, MYRON College: Slippery Rock '91 No: 34 Pos: G Ht: 6-3 Birthdate: Nov. 3, 1969
Acquired: 1991 NBA Draft (2nd Round/34th overall).
Departed: Released on Dec. 18, 1991.

YEAR	G-GS	MIN	FG	FGA	PCT	FT	FTA	PCT	OR	DR	TOT	A	PF-D	STL	TO	BLK	PTS	AVG
91-92	4-0	23	4	6	.667	0	0	.000	0	3	3	6	2-0	1	4	0	9	2.3
Three-point FG: 1-3 (.333)																		

BUCKNER, GREG College: Clemson '98 No: 7 Pos: G Ht: 6-4 Birthdate: Sept. 16, 1976
Acquired: From Dallas for Trenton Hassell on Sept. 28, 2007.
Departed: Traded to Memphis with Marko Jaric, Antoine Walker and the draft rights to O.J. Mayo for Brian Cardinal, Jason Collins, Mike Miller and the draft rights to Kevin Love on June 26, 2008.

YEAR	G-GS	MIN	FG	FGA	PCT	FT	FTA	PCT	OR	DR	TOT	A	PF-D	STL	TO	BLK	PTS	AVG
07-08	31-4	520	45	117	.385	19	22	.864	10	55	65	39	63-0	21	29	2	124	4.0
Three-point FG: 15-50 (.300)																		

CAMPBELL, TONY College: Ohio State '84 No: 19 Pos: G Ht: 6-7 Birthdate: May 7, 1962
Acquired: Signed as a free agent on Sept. 13, 1989.
Departed: Traded to New York for future considerations on Sept. 14, 1992.

YEAR	G-GS	MIN	FG	FGA	PCT	FT	FTA	PCT	OR	DR	TOT	A	PF-D	STL	TO	BLK	PTS	AVG
89-90	82-81	3164	723	1581	.457	448	569	.787	209	242	451	213	260-7	111	251	31	1903	23.2
90-91	77-71	2893	652	1502	.434	358	446	.803	161	185	346	214	204-0	121	190	48	1678	21.8
91-92	78-41	2441	527	1137	.464	240	299	.803	141	145	286	229	206-1	84	165	31	1307	16.8
TOTAL	237-193	8498	1902	4220	.451	1046	1314	.796	511	572	1083	656	670-8	316	606	110	4888	20.6
Three-point FG: 89-90, 9-54 (.167); 90-91, 16-61 (.262); 91-92, 13-37 (.351); Total, 38-152 (.250)																		

CARDINAL, BRIAN College: Purdue '00 No: 14 Pos: F Ht: 6-8 Birthdate: May 2, 1977
Acquired: From Memphis with Jason Collins, Mike Miller and the draft rights to Kevin Love for Greg Buckner, Marko Jaric, Antoine Walker and the draft rights to O.J. Mayo on June 26, 2008.
Departed: Traded to New York for Darko Milicic on Feb. 17, 2010.
Acquired: Signed as a free agent on Mar. 23, 2010.
Departed: Unrestricted free agent on July 1, 2010.

YEAR	G-GS	MIN	FG	FGA	PCT	FT	FTA	PCT	OR	DR	TOT	A	PF-D	STL	TO	BLK	PTS	AVG
08-09	64-4	909	65	169	.385	30	35	.857	39	103	142	76	135-0	37	48	13	190	3.0
09-10	29-0	267	14	36	.389	17	18	.944	7	22	29	24	56-1	9	7	3	48	1.7
TOTAL	93-4	1176	79	205	.385	47	53	.887	46	125	171	100	191-1	46	55	16	238	2.6
Three-point FG: 08-09, 30-92 (.326); 09-10, 3-9 (.333); Total 33-101 (.327)																		

CARNEY, RODNEY College: Memphis '06 No: 10 Pos: F Ht: 6-7 Birthdate: April 5, 1984
Acquired: From Philadelphia with Calvin Booth and a future first-round pick for a conditional second-round pick on July 9, 2008.
Departed: Unrestricted free agent on July 1, 2009.

YEAR	G-GS	MIN	FG	FGA	PCT	FT	FTA	PCT	OR	DR	TOT	A	PF-D	STL	TO	BLK	PTS	AVG
08-09	67-6	1199	176	423	.416	50	66	.758	36	90	126	26	94-0	45	43	29	481	7.2
Three-point FG: 79-226 (.350)																		

CARR, CHRIS College: Southern Illinois '95 No: 43 Pos: G Ht: 6-6 Birthdate: March 12, 1974
Acquired: Signed as a free agent on July 19, 1996.
Departed: Traded to New Jersey in a three-team trade with Stephon Marbury and Bill Curley and Paul Grant (to Milwaukee) for Terrell Brandon and Brian Evans on March 11, 1999.

YEAR	G-GS	MIN	FG	FGA	PCT	FT	FTA	PCT	OR	DR	TOT	A	PF-D	STL	TO	BLK	PTS	AVG
96-97	55-10	830	125	271	.461	56	73	.767	31	82	113	48	93-0	24	40	10	337	6.1
97-98	51-40	1165	190	452	.420	84	99	.848	43	112	155	85	129-1	17	37	11	504	9.9
98-99	11-2	81	9	26	.346	2	4	.500	0	12	12	7	9-0	1	4	1	23	2.1
TOTAL	117-52	2076	324	749	.433	142	176	.807	74	206	280	140	231-1	42	81	22	864	7.4
Three-point FG: 96-97, 31-88 (.352); 97-98, 40-127 (.315); 98-99, 3-9 (.333); Total, 74-224 (.330)																		

PLAYOFFS	YEAR	G-GS	MIN	FG	FGA	PCT	FT	FTA	PCT	OR	DR	TOT	A	PF-D	STL	TO	BLK	PTS	AVG
	96-97	1-0	8	0	2	.000	0	0	0	0	2	2	1	6-0	2	1	0	0	0.0

CARTER, ANTHONY College: Hawaii '98 No: 7 Pos: G Ht: 6-2 Birthdate: June 16, 1975
Acquired: Signed as a free agent on Oct. 4, 2004.
Departed: Unrestricted free agent on July 1, 2006.

YEAR	G-GS	MIN	FG	FGA	PCT	FT	FTA	PCT	OR	DR	TOT	A	PF-D	STL	TO	BLK	PTS	AVG
04-05	66-12	742	72	177	.407	35	51	.686	12	57	69	161	88-2	35	62	18	181	2.7
05-06	45-8	589	53	137	.387	40	55	.727	9	53	62	101	71-0	24	40	9	150	3.3
TOTAL	111-20	1331	125	314	.398	75	106	.708	21	110	131	262	159-2	59	102	27	331	3.0
Three-point FG: 04-05, 2-17 (.118); 05-06, 4-15 (.267); Total, 6-32 (.188)																		

CASSELL, SAM College: Florida State '93 No: 19 Pos: G Ht: 6-3 Birthdate: Nov. 18, 1969
Acquired: From Milwaukee with Ervin Johnson for Joe Smith and Anthony Peeler on June 27, 2003.
Departed: Traded to Los Angeles Clippers with a conditional first-round draft pick for Lionel Chalmers and Marko Jaric on Aug. 12, 2005.

YEAR	G-GS	MIN	FG	FGA	PCT	FT	FTA	PCT	OR	DR	TOT	A	PF-D	STL	TO	BLK	PTS	AVG
03-04	81-81	2838	620	1270	.488	289	331	.873	44	227	271	592	247-2	102	220	18	1603	19.8
04-05	59-38	1522	319	687	.464	134	155	.865	25	132	157	301	160-2	36	109	14	799	13.5
TOTAL	140-119	4360	939	1957	.480	423	486	.870	69	359	428	893	407-4	138	329	32	2402	17.2
Three-point FG: 03-04, 74-186 (.398); 04-05, 27-103 (.262); Total, 101-289 (.349)																		

PLAYOFFS																			
YEAR	G-GS	MIN	FG	FGA	PCT	FT	FTA	PCT	OR	DR	TOT	A	PF-D	STL	TO	BLK	PTS	AVG	
03-04	16-15	497	94	202	.465	52	61	.852	3	37	40	70	53-2	12	43	3	265	16.6	
Three-point FG: 25-60 (.417)																			



• FORMER PLAYER STATS •

CURLEY, BILL College: Boston College '94 No: 15 Pos: F Ht: 6-9 Birthdate: May 29, 1972
Acquired: From Portland with James Robinson and a first-round draft pick in 1997 or 1998 for Isaiah Rider on July 23, 1996.
Departed: Traded to New Jersey in a three-team trade with Stephon Marbury and Chris Carr and Paul Grant (to Milwaukee) for Terrell Brandon and Brian Evans from Milwaukee on March 11, 1999.
Acquired: Signed as a free agent on March 17, 1999.
Departed: Unrestricted free agent on July 1, 1999.

YEAR	G-GS	MIN	FG	FGA	PCT	FT	FTA	PCT	OR	DR	TOT	A	PF-D	STL	TO	BLK	PTS	AVG
96-97																		
97-98	11-1	146	16	33	.485	2	3	.667	11	17	28	4	28-1	3	3	1	34	3.1
98-99	35-2	372	29	72	.403	19	22	.864	20	31	51	14	83-1	17	10	19	78	2.2
TOTAL	46-3	518	45	105	.429	21	25	.840	31	48	79	18	111-2	20	13	20	112	2.4

Three-point FG: 97-98, 0-1 (.000); 98-99, 1-5 (.200). Total, 1-6 (.167)
PLAYOFFS

YEAR	G-GS	MIN	FG	FGA	PCT	FT	FTA	PCT	OR	DR	TOT	A	PF-D	STL	TO	BLK	PTS	AVG
97-98	2-0	7	0	0	----	0	0	----	0	0	0	0	0-0	0	0	0	0	0.0

DAVIS, BRIAN College: Duke '92 No: 23 Pos: G/F Ht: 6-7 Birthdate: June 21, 1970
Acquired: Signed as a free agent on Aug. 2, 1993.
Departed: Unrestricted free agent on July 1, 1994.

YEAR	G-GS	MIN	FG	FGA	PCT	FT	FTA	PCT	OR	DR	TOT	A	PF-D	STL	TO	BLK	PTS	AVG
93-94	68-3	374	40	126	.317	50	68	.735	21	34	55	22	34-0	16	19	4	131	1.9

Three-point FG: 1-3 (.333)
DAVIS, MARK College: Texas Tech '95 No: 7 Pos: G/F Ht: 6-6 Birthdate: April 26, 1973
Acquired: 1995 NBA Draft (2nd Round/48th overall).
Departed: Unrestricted free agent on July 11, 1996.

YEAR	G-GS	MIN	FG	FGA	PCT	FT	FTA	PCT	OR	DR	TOT	A	PF-D	STL	TO	BLK	PTS	AVG
95-96	57-0	571	55	149	.369	74	116	.638	56	69	125	47	92-1	40	68	22	188	3.3

Three-point FG: 4-13 (.308)
DAVIS, RICKY College: Iowa '98 No: 31 Pos: G Ht: 6-7 Birthdate: Sept. 23, 1979
Acquired: From Boston with Marcus Banks, Mark Blount, Justin Reed and two future second-round picks for Wally Szczerbiak, Michael Olowokandi, Dwayne Jones and a future first-round pick on Jan. 26, 2006.
Departed: Traded to Miami along with Mark Blount in exchange for Antoine Walker, Michael Doleac, Wayne Simien, a future first-round pick and cash considerations on Oct. 24, 2007.

YEAR	G-GS	MIN	FG	FGA	PCT	FT	FTA	PCT	OR	DR	TOT	A	PF-D	STL	TO	BLK	PTS	AVG
05-06	36-36	1460	255	595	.429	146	181	.807	25	139	164	173	99-1	42	98	8	689	19.1
06-07	81-81	3022	506	1089	.465	239	285	.839	54	261	315	385	189-1	80	210	23	1374	17.0

Three-point FG: 05-06, 33-117 (.282); 06-07, 123-310 (.397). Total, 156-427 (.365)
DAY, TODD College: Arkansas '92 No: 11 Pos: G/F Ht: 6-7 Birthdate: Jan. 7, 1970
Acquired: Signed as a free agent on Oct. 3, 2000.
Departed: Released on Feb. 27, 2001.

YEAR	G-GS	MIN	FG	FGA	PCT	FT	FTA	PCT	OR	DR	TOT	A	PF-D	STL	TO	BLK	PTS	AVG
00-01	31-0	345	44	118	.373	18	23	.783	10	27	37	28	52-0	10	24	7	132	4.3

Three-point FG: 26-69 (.377)
DOLEAC, MICHAEL College: Utah '98 No: 51 Pos: C Ht: 6-11 Birthdate: June 15, 1977
Acquired: From Miami with Antoine Walker, Wayne Simien, a future first-round draft pick and cash considerations for Mark Blount and Ricky Davis on Oct. 24, 2007.
Departed: Unrestricted free agent on July 1, 2008.

YEAR	G-GS	MIN	FG	FGA	PCT	FT	FTA	PCT	OR	DR	TOT	A	PF-D	STL	TO	BLK	PTS	AVG
07-08	24-8	257	28	63	.444	1	2	.500	16	33	49	7	44-0	10	12	10	57	2.4

DURHAM, PAT College: Colorado State '89 No: 30 Pos: G/F Ht: 6-7 Birthdate: March 10, 1967
Acquired: Signed as a free agent on Nov. 24, 1994.
Departed: Unrestricted free agent on July 1, 1995.

YEAR	G-GS	MIN	FG	FGA	PCT	FT	FTA	PCT	OR	DR	TOT	A	PF-D	STL	TO	BLK	PTS	AVG
94-95	59-2	852	117	237	.494	63	96	.656	37	57	94	53	114-0	36	45	32	302	5.3

Three-point FG: 5-26 (.192)
DUPREE, RONALD College: Louisiana State '03 No: 12 Pos: F Ht: 6-7 Birthdate: Jan. 26, 1981
Acquired: From Detroit for a future second-round pick on Oct. 31, 2005.
Departed: Unrestricted free agent on July 1, 2006.

YEAR	G-GS	MIN	FG	FGA	PCT	FT	FTA	PCT	OR	DR	TOT	A	PF-D	STL	TO	BLK	PTS	AVG
05-06	36-0	265	33	63	.524	14	41	.341	21	28	49	14	44-1	12	14	0	80	2.2

Three-point FG: 0-1 (.000)

EBI, NDUDI High School: Westbury Christian No: 44 Pos: F Ht: 6-9 Birthdate: June 18, 1984
Acquired: 2003 NBA Draft (1st Round/26th overall).
Departed: Released on Oct. 31, 2005.

YEAR	G-GS	MIN	FG	FGA	PCT	FT	FTA	PCT	OR	DR	TOT	A	PF-D	STL	TO	BLK	PTS	AVG
03-04	17-0	32	6	14	.429	1	4	.250	2	1	3	3	6-0	0	3	4	13	0.8
04-05	2-0	54	11	21	.524	5	9	.556	6	10	16	1	7-0	1	3	1	27	13.5
TOTAL	19-0	86	17	35	.486	6	13	.462	8	11	19	4	13-0	1	6	5	40	2.1

Three-point FG: 04-05, 0-1 (.000). Total, 0-1 (.000)
EISLEY, HOWARD College: Boston College '94 No: 10 Pos: G Ht: 6-3 Birthdate: Dec. 4, 1972
Acquired: 1994 NBA Draft (2nd Round/30th overall).
Departed: Released on Feb. 13, 1995.

YEAR	G-GS	MIN	FG	FGA	PCT	FT	FTA	PCT	OR	DR	TOT	A	PF-D	STL	TO	BLK	PTS	AVG
94-95	34-4	496	37	105	.352	31	40	.775	10	32	42	77	78-0	18	42	5	113	3.3

Three-point FG: 8-32 (.250)
ELLINGTON, WAYNE College: North Carolina '09 No: 22 Pos: G Ht: 6-4 Birthdate: Nov. 29, 1987
Acquired: 2009 NBA Draft.
Departed: Traded to the Memphis Grizzlies on July 24, 2012 in exchange for Dante Cunningham

YEAR	G-GS	MIN	FG	FGA	PCT	FT	FTA	PCT	OR	DR	TOT	A	PF-D	STL	TO	BLK	PTS	AVG
09-10	76-1	1384	190	448	.424	61	70	.871	33	126	159	74	72-1	20	74	5	505	6.6
10-11	62-8	1181	160	397	.403	42	53	.792	26	82	108	72	85-0	28	53	3	410	6.6
11-12	51-4	973	122	302	.404	32	40	.800	14	85	99	33	56-0	26	26	10	311	6.1
TOTAL	189-13	3538	472	1147	.412	135	163	.828	73	293	366	179	213-2	74	153	18	1226	6.5

Three-point FG: 09-10, 64-162 (.395); 10-11, 48-121 (.397); 11-12, 35-108 (.324). Total: 147-391 (.376)
ELLIS, LAPHONSO College: Notre Dame '92 No: 3 Pos: F Ht: 6-8 Birthdate: May 5, 1970
Acquired: Signed as a free agent on Oct. 4, 2000.
Departed: Unrestricted free agent on July 1, 2001.

YEAR	G-GS	MIN	FG	FGA	PCT	FT	FTA	PCT	OR	DR	TOT	A	PF-D	STL	TO	BLK	PTS	AVG
00-01	82-5	1948	298	642	.464	169	214	.790	199	295	494	93	290-7	67	108	74	772	9.4

Three-point FG: 7-22 (.318)
PLAYOFFS

YEAR	G-GS	MIN	FG	FGA	PCT	FT	FTA	PCT	OR	DR	TOT	A	PF-D	STL	TO	BLK	PTS	AVG
00-01	4-0	77	9	23	.391	6	8	.750	7	7	14	0	13-0	1	5	3	24	6.0

Three-point FG: 0-1 (.000)
EVANS, BRIAN College: Indiana '92 No: 11 Pos: F Ht: 6-8 Birthdate: Sept. 13, 1973
Acquired: From New Jersey with Terrell Brandon (from Milwaukee) in a three-team trade for Stephon Marbury, Chris Carr, Bill Curley (to New Jersey) and Paul Grant (to Milwaukee) on March 11, 1999.
Departed: Released on March 26, 1999.

YEAR	G-GS	MIN	FG	FGA	PCT	FT	FTA	PCT	OR	DR	TOT	A	PF-D	STL	TO	BLK	PTS	AVG
98-99	5-0	24	2	10	.200	0	0	----	2	0	2	1	1-0	2	0	0	4	0.8

Three-point FG: 0-1 (.000)
EVANS, MAURICE College: Texas '01 No: 1 Pos: G Ht: 6-5 Birthdate: Nov. 8, 1978
Acquired: Signed as a free agent on July 23, 2001.
Departed: Released on Oct. 24, 2002.

YEAR	G-GS	MIN	FG	FGA	PCT	FT	FTA	PCT	OR	DR	TOT	A	PF-D	STL	TO	BLK	PTS	AVG
01-02	10-0	45	9	19	.474	3	4	.750	3	1	4	4	9-0	0	2	0	21	2.1

Three-point FG: 0-3 (.000)
FLYNN, JONNY College: Syracuse '09 No: 10 Pos: G Ht: 6-0 Birthdate: Feb. 6, 1989
Acquired: 2009 NBA Draft (1st Round/6th overall).
Departed: Traded to Houston with the draft rights to Donatas Motiejunas and a future second-round pick for Brad Miller, the draft rights to Nikola Mirotic and Chandler Parsons and a future first-round pick on June 24, 2011.

YEAR	G-GS	MIN	FG	FGA	PCT	FT	FTA	PCT	OR	DR	TOT	A	PF-D	STL	TO	BLK	PTS	AVG
09-10	81-81	2339	397	952	.417	223	270	.826	24	167	191	356	98-0	82	233	2	1094	13.5
10-11	53-8	983	108	296	.365	32	42	.762	12	65	77	182	58-0	34	113	3	279	5.3
TOTAL	134-89	3322	505	1248	.405	255	312	.817	36	232	268	538	156-0	116	346	5	1373	10.2

Three-point FG: 09-10, 77-215 (.346); 10-11, 31-100 (.310). Total, 108-315 (.343)
FOSTER, GREG College: Texas-El Paso '90 No: 44 Pos: F Ht: 6-11 Birthdate: Oct. 3, 1968
Acquired: Signed as a free agent on Dec. 16, 1994.
Departed: Unrestricted free agent on July 1, 1995.

YEAR	G-GS	MIN	FG	FGA	PCT	FT	FTA	PCT	OR	DR	TOT	A	PF-D	STL	TO	BLK	PTS	AVG
94-95	61-0	845	109	232	.470	56	80	.700	67	138	205	23	129-0	13	54	20	281	4.6

Three-point FG: 7-23 (.304)

• FORMER PLAYER STATS •

FOYE, RANDY College: Villanova '06 No: 4 Pos: G Ht: 6-4 Birthdate: Sept. 24, 1983
Acquired: From Portland in exchange for the draft rights to Brandon Roy on June 28, 2006.
Departed: Traded to Washington with Mike Miller for Oleksiy Pechev, Darius Songaila and Etan Thomas on June 24, 2009.

YEAR	G-GS	MIN	FG	FGA	PCT	FT	FTA	PCT	OR	DR	TOT	A	PF-D	STL	TO	BLK	PTS	AVG
06-07	82-12	1879	300	691	.434	164	192	.854	49	169	218	232	184-1	53	152	21	832	10.1
07-08	39-31	1259	198	462	.429	53	65	.815	13	115	128	164	102-1	36	79	3	510	13.1
08-09	70-61	2494	399	981	.407	230	272	.846	34	180	214	303	201-3	72	150	26	1139	16.3
TOTAL	191-104	5632	897	2134	.420	447	529	.845	96	464	560	699	487-5	161	381	50	2481	13.0

Three-point FG: 06-07, 68-185 (.368); 07-08, 61-148 (.412); 08-09, 111-308 (.360). Total, 240-641 (.374)

FRAHM, RICHIE College: Gonzaga '00 No: 24 Pos: G Ht: 6-3 Birthdate: Aug. 14, 1977
Acquired: Signed as a free agent on Sept. 25, 2005.
Departed: Released on March 16, 2006.

YEAR	G-GS	MIN	FG	FGA	PCT	FT	FTA	PCT	OR	DR	TOT	A	PF-D	STL	TO	BLK	PTS	AVG
05-06	25-0	225	24	65	.369	3	5	.600	3	20	23	15	22-0	3	4	2	66	2.6

Three-point FG: 15-48 (.313)

FRANK, TELLIS College: Western Kentucky '87 No: 32/30 Pos: F Ht: 6-10 Birthdate: April 26, 1965
Acquired: Signed as a free agent on Oct. 4, 1991.
Departed: Released on Nov. 29, 1991.
Acquired: Signed as a free agent on Aug. 30, 1993.
Departed: Unrestricted free agent on July 1, 1994.

YEAR	G-GS	MIN	FG	FGA	PCT	FT	FTA	PCT	OR	DR	TOT	A	PF-D	STL	TO	BLK	PTS	AVG
91-92	10-0	140	18	33	.545	10	15	.667	8	18	26	8	24-0	5	5	4	46	4.6
93-94	67-11	959	67	167	.419	54	76	.711	83	157	240	57	163-1	35	49	35	188	2.8
TOTAL	77-11	1099	85	200	.425	64	91	.703	91	175	266	65	187-1	40	54	39	234	3.0

Three-point FG: 93-94, 0-2 (.000)

GAINES, SUNDIATA College: Georgia '08 No: 1 Pos: G Ht: 6-1 Birthdate: April 18, 1986
Acquired: Signed as a free agent on Nov. 12, 2010.
Departed: Waived on Jan. 4, 2011.

YEAR	G-GS	MIN	FG	FGA	PCT	FT	FTA	PCT	OR	DR	TOT	A	PF-D	STL	TO	BLK	PTS	AVG
10-11	8-0	65	7	22	.318	5	10	.500	1	5	6	6	4-0	3	6	0	21	2.6

Three-point FG: 2-6 (.333)

GARLAND, WINSTON College: SW Missouri State '87 No: 22 Pos: G Ht: 6-3 Birthdate: Dec. 19, 1964
Acquired: Signed as a free agent on Nov. 11, 1994.
Departed: Unrestricted free agent on July 1, 1995.

YEAR	G-GS	MIN	FG	FGA	PCT	FT	FTA	PCT	OR	DR	TOT	A	PF-D	STL	TO	BLK	PTS	AVG
94-95	73-58	1931	170	410	.415	89	112	.795	48	120	168	318	184-1	71	105	13	448	6.1

Three-point FG: 19-75 (.253)

GARNETT, KEVIN High School: Farragut Academy '95 No: 21 Pos: F Ht: 6-11 Birthdate: May 19, 1976
Acquired: 1995 NBA Draft (1st Round/5th Overall)
Departed: Traded to Boston for Al Jefferson, Gerald Green, Ryan Gomes, Theo Ratliff, Sebastian Telfair and two first round picks on July 31, 2007.

YEAR	G-GS	MIN	FG	FGA	PCT	FT	FTA	PCT	OR	DR	TOT	A	PF-D	STL	TO	BLK	PTS	AVG
95-96	80-43	2293	361	735	.491	105	149	.705	175	326	501	145	189-2	86	110	131	835	10.4
96-97	77-77	2995	549	1100	.499	205	272	.754	190	428	618	236	199-2	105	175	163	1309	17.0
97-98	82-82	3222	635	1293	.491	245	322	.738	222	564	786	348	224-1	139	192	150	1518	18.5
98-99	47-47	1780	414	900	.460	145	206	.704	166	323	489	202	152-5	78	135	83	977	20.8
99-00	81-81	3243	759	1526	.497	309	404	.765	223	733	956	401	205-1	120	268	126	1857	22.9
00-01	81-81	3202	704	1475	.477	357	467	.764	219	702	921	401	204-0	111	230	145	1784	22.0
01-02	81-81	3175	659	1401	.470	359	448	.801	243	738	981	422	184-0	96	229	126	1714	21.2
02-03	82-82	3321	743	1481	.502	377	502	.751	244	858	1102	495	199-0	113	229	129	1883	23.0
03-04	82-82	3231	804	1611	.499	368	465	.791	245	894	1139	409	202-1	120	212	178	1987	24.2
04-05	82-82	3121	683	1360	.502	445	549	.811	247	861	1108	466	207-0	121	222	112	1817	22.2
05-06	76-76	2957	626	1191	.526	396	489	.810	214	752	966	308	206-3	104	180	107	1656	21.8
06-07	76-76	2995	638	1341	.476	416	498	.835	183	792	975	313	184-2	89	205	126	1704	22.4
TOTAL	927-890	35536	7575	15414	.491	3727	4781	.780	2571	7971	10542	4146	2355-17	1282	2387	1576	19041	20.5

Three-point FG: 95-96, 8-28 (.286); 96-97, 6-21 (.286); 97-98, 3-16 (.188); 98-99, 4-14 (.286); 99-00, 30-81 (.370); 00-01, 19-66 (.288); 01-02, 37-116 (.319); 02-03, 20-71 (.282); 03-04, 11-43 (.256); 04-05, 6-25 (.240); 05-06, 8-30 (.267); 06-07, 12-56 (.214). Total, 164-567 (.289)

PLAYOFFS																			
YEAR	G-GS	MIN	FG	FGA	PCT	FT	FTA	PCT	OR	DR	TOT	A	PF-D	STL	TO	BLK	PTS	AVG	
96-97	3-3	125	24	51	.471	3	3	1.000	14	14	28	11	6-0	4	4	3	52	17.3	
97-98	5-5	194	36	75	.480	7	9	.778	17	31	48	20	17-0	4	22	12	79	15.8	
98-99	4-4	170	35	79	.443	17	23	.739	16	32	48	15	10-0	7	13	8	87	21.8	
99-00	4-4	171	30	78	.385	13	16	.813	13	30	43	35	12-0	5	11	3	75	18.8	
00-01	4-4	165	27	58	.466	30	36	.833	10	38	48	17	13-0	4	6	6	84	21.0	
01-02	3-3	130	24	56	.429	23	32	.719	16	40	56	15	11-0	5	12	5	72	24.0	
02-03	6-6	265	71	138	.514	17	28	.607	11	83	94	31	23-1	10	18	10	162	27.0	
03-04	18-18	783	168	372	.452	97	125	.776	39	224	263	92	57-2	24	75	41	438	24.3	
TOTAL	47-47	2003	415	907	.458	207	272	.761	136	492	628	236	149-3	63	161	88	1049	22.3	
Three-point FG: 96-97, 1 (1.000); 97-98, 0 (-); 98-99, 0 (0.000); 99-00, 2-3 (.667); 00-01, 0-3 (0.000); 02-03, 1-2 (.500); 02-03, 3-9 (.333); 03-04, 5-16 (.313).																			

Three-point FG: 96-97, 1-1 (1.000); 97-98, 0-0 (—); 98-99, 0-2 (.000); 99-00, 2-3 (.667); 00-01, 0-3 (.000); 01-02, 1-2 (.500); 02-03, 3-9 (.333); 03-04, 5-16 (.313). Total, 12-36 (.333)

GARRETT, DEAN College: Indiana '88 No: 22 Pos: C Ht: 6-11 Birthdate: Nov. 27, 1966
Acquired: From Denver with Bobby Jackson in a three-team trade that also included Toronto. Sent Micheal Williams, the rights to Zeljko Rebraca, and a future first round pick to the Raptors on Jan. 21, 1999.
Departed: Traded to Golden State with a second-round pick in the 2007 NBA Draft for Marc Jackson on Feb. 21, 2002.

YEAR	G-GS	MIN	FG	FGA	PCT	FT	FTA	PCT	OR	DR	TOT	A	PF-D	STL	TO	BLK	PTS	AVG
96-97	68-47	1665	223	389	.573	96	138	.696	149	346	495	38	158-1	40	34	95	542	8.0
98-99	49-37	1054	116	231	.502	38	51	.745	99	158	257	28	113-0	30	29	45	270	5.5
99-00	56-23	604	48	108	.444	18	26	.692	41	99	140	19	94-1	8	21	40	114	2.0
00-01	70-21	831	75	156	.481	27	39	.692	65	152	217	24	93-0	26	25	49	177	2.5
01-02	29-0	152	14	40	.350	0	3	.000	13	34	47	4	26-0	5	7	9	28	1.0
TOTAL	272-128	4306	476	924	.515	179	257	.696	367	789	1156	113	484-2	109	116	238	1131	4.2

PLAYOFFS		YEAR	G-GS	MIN	FG	FGA	PCT	FT	FTA	PCT	OR	DR	TOT	A	PF-D	STL	TO	BLK	PTS	AVG
		96-97	3-3	118	15	29	.517	8	10	.800	19	16	35	4	11-0	2	1	3	38	12.7
		98-99	4-3	92	10	18	.556	2	5	.400	9	7	16	5	16-1	2	2	3	22	5.5
		99-00	3-0	16	1	2	.500	1	2	.500	1	1	2	0	2-0	0	0	1	3	1.0
		00-01	3-2	41	4	12	.333	5	6	.833	2	7	9	0	6-0	1	0	1	13	4.3
		TOTAL	13-8	267	30	61	.492	16	23	.696	31	31	62	9	35-1	5	3	8	76	5.8

GARRICK, TOM College: Rhode Island '88 No: 22 Pos: G Ht: 6-2 Birthdate: July 7, 1966
Acquired: Signed as a free agent on Dec. 16, 1991.
Departed: Released on March 6, 1992.

YEAR	G-GS	MIN	FG	FGA	PCT	FT	FTA	PCT	OR	DR	TOT	A	PF-D	STL	TO	BLK	PTS	AVG
91-92	15-0	112	11	33	.333	6	8	.750	2	7	9	18	14-0	7	10	3	29	1.9

Three-point FG: 1-2 (.500)

GILL, KENDALL College: Illinois '90 No: 9 Pos: F/G Ht: 6-5 Birthdate: May 25, 1968
Acquired: Signed as a free agent on Sept. 25, 2002.
Departed: Unrestricted free agent on July 1, 2003.

YEAR	G-GS	MIN	FG	FGA	PCT	FT	FTA	PCT	OR	DR	TOT	A	PF-D	STL	TO	BLK	PTS	AVG
02-03	82-34	2068	286	677	.422	123	161	.764	51	197	248	156	176-2	78	108	15	714	8.7

Three-point FG: 19-59 (.322)

PLAYOFFS																			
YEAR	G-GS	MIN	FG	FGA	PCT	FT	FTA	PCT	OR	DR	TOT	A	PF-D	STL	TO	BLK	PTS	AVG	
02-03	6-0	118	10	27	.370	9	14	.643	6	7	13	7	12-1	4	4	1	31	5.2	
Three-point FG: 2-4 (.500)																			

Three-point FG: 2-4 (.500)

GLASS, GERALD College: Mississippi '90 No: 22/4 Pos: G/F Ht: 6-6 Birthdate: Nov. 12, 1967
Acquired: 1990 NBA Draft (1st Round/20th overall).
Departed: Traded to Detroit with Mark Randall for Lance Blanks, Brad Sellers and a future second-round draft pick on Nov. 15, 1992.

YEAR	G-GS	MIN	FG	FGA	PCT	FT	FTA	PCT	OR	DR	TOT	A	PF-D	STL	TO	BLK	PTS	AVG
90-91	51-3	606	149	340	.438	52	76	.684	54	48	102	42	76-2	28	41	9	352	6.9
91-92	75-41	1822	383	871	.440	77	125	.616	107	153	260	175	171-0	66	103	30	859	11.5
92-93	4-0	71	8	27	.296	4	6	.667	1	2	3	9	6-0	3	5	0	20	5.0
TOTAL	130-44	2499	540	1238	.436	133	207	.643	162	203	365	226	253-2	97	149	39	1231	9.5

Three-point FG: 249.1, 2-17 (.118); 12-92, 16-54 (.296); 92-93, 0-2 (.000). Total, 18-73 (.247)



• FORMER PLAYER STATS •

GRANT, PAUL College: Wisconsin '97 No: 40 Pos: C Ht: 7-0 Birthdate: Jan. 6, 1974
Acquired: 1997 NBA Draft (1st Round/20th overall).
Departed: Traded to Milwaukee in a three-team trade with Stephon Marbury, Chris Carr and Bill Curley (to New Jersey) for Terrell Brandon and Brian Evans on March 11, 1999.

YEAR	G-GS	MIN	FG	FGA	PCT	FT	FTA	PCT	OR	DR	TOT	A	PF-D	STL	TO	BLK	PTS	AVG
98-99	4-0	8	1	4	.250	0	0	---	1	0	1	0	4-0	0	1	0	2	0.5

GREEN, GERALD High School: Gulf Shores Academy No: 15 Pos: F Ht: 6-8 Birthdate: Jan. 26, 1986
Acquired: From Boston with Al Jefferson, Ryan Gomes, Theo Ratliff, Sebastian Telfair and two future first-round picks for Kevin Garnett on July 31, 2007.
Departed: Traded to Houston for Kirk Snyder, a future second-round pick and cash considerations on Feb. 21, 2008

YEAR	G-GS	MIN	FG	FGA	PCT	FT	FTA	PCT	OR	DR	TOT	A	PF-D	STL	TO	BLK	PTS	AVG
07-08	29-0	358	49	148	.331	34	41	.829	11	51	62	29	43-0	8	32	4	147	5.1

Three-point FG: 15-39 (.385)

GRIFFIN, EDDIE College: Seton Hall '01 No: 41 Pos: F Ht: 6-10 Birthdate: May 30, 1982
Acquired: Signed as a free agent on October 5, 2004.
Departed: Released on March 13, 2007.

YEAR	G-GS	MIN	FG	FGA	PCT	FT	FTA	PCT	OR	DR	TOT	A	PF-D	STL	TO	BLK	PTS	AVG
04-05	70-0	1492	202	522	.387	56	78	.718	128	325	453	53	120-1	23	55	118	527	7.5
05-06	70-27	1359	130	370	.351	44	74	.595	107	282	389	40	125-0	13	43	148	320	4.6
06-07	13-0	92	7	27	.259	4	5	.800	7	18	25	4	8-0	0	6	7	18	1.4
TOTAL	153-27	2943	339	919	.369	104	157	.662	242	625	867	97	253-1	36	104	273	865	5.7

Three-point FG: 04-05, 67-204 (.328); 05-06, 16-82 (.195); 06-07, 0-1 (.000). TOTAL, 83-287 (.289)

GUGLIOTTA, TOM College: North Carolina State '92 No: 24 Pos: F Ht: 6-10 Birthdate: Dec. 19, 1969
Acquired: From Golden State for Donyell Marshall on Feb. 18, 1995.
Departed: Unrestricted free agent on July 1, 1998.

YEAR	G-GS	MIN	FG	FGA	PCT	FT	FTA	PCT	OR	DR	TOT	A	PF-D	STL	TO	BLK	PTS	AVG
94-95	31-17	1018	162	357	.454	93	122	.762	49	173	222	139	86-0	61	81	28	445	14.4
95-96	78-78	2835	473	1004	.471	289	374	.773	176	514	690	238	265-1	139	234	96	1261	16.2
96-97	81-81	3131	592	1339	.442	464	566	.820	187	515	702	335	237-3	130	293	89	1672	20.6
97-98	41-41	1582	319	635	.502	183	223	.821	106	250	356	167	102-0	61	109	22	823	20.1
TOTAL	231-217	8566	1546	3335	.464	1029	1285	.801	518	1452	1970	879	690-4	391	717	235	4201	18.2

Three-point FG: 94-95, 28-88 (.318); 95-96, 26-86 (.302); 96-97, 24-93 (.258); 97-98, 2-17 (.118). Total, 80-284 (.282)

PLAYOFFS

YEAR	G-GS	MIN	FG	FGA	PCT	FT	FTA	PCT	OR	DR	TOT	A	PF-D	STL	TO	BLK	PTS	AVG
96-97	3-3	121	23	52	.442	6	10	.600	2	14	16	13	13-0	7	6	2	55	18.3

Three-point FG: 3-4 (.750)

GUIBERT, ANDRES High School: Manuel Fajardo (Cuba) No: 51 Pos: F Ht: 6-10 Birthdate: Oct. 28, 1968
Acquired: Signed as a free agent on April 13, 1994.
Departed: Selected in 1995 Expansion Draft by Toronto on June 24, 1995.

YEAR	G-GS	MIN	FG	FGA	PCT	FT	FTA	PCT	OR	DR	TOT	A	PF-D	STL	TO	BLK	PTS	AVG
93-94	5-0	33	6	20	.300	3	6	.500	10	6	16	2	6-0	0	6	1	15	3.0
94-95	17-0	167	16	47	.340	13	19	.684	16	29	45	10	29-0	8	12	1	45	2.6
TOTAL	22-0	200	22	67	.328	16	25	.640	26	35	61	12	35-0	8	18	2	60	2.7

Three-point FG: 94-95, 0-4 (.000). Total, 0-4 (.000)

HAMMONDS, TOM College: Georgia Tech '89 No: 20 Pos: F Ht: 6-9 Birthdate: March 27, 1967
Acquired: Signed as a free agent on Nov. 25, 1997.
Departed: Retired on Oct. 2, 2001.

YEAR	G-GS	MIN	FG	FGA	PCT	FT	FTA	PCT	OR	DR	TOT	A	PF-D	STL	TO	BLK	PTS	AVG
97-98	57-2	1140	127	246	.516	92	132	.697	100	171	271	36	127-1	15	48	17	346	6.1
98-99	49-0	716	82	179	.458	48	75	.640	54	82	136	20	88-1	8	32	7	212	4.3
99-00	56-0	372	42	97	.433	33	56	.589	34	67	101	10	55-0	8	21	3	117	2.1
00-01	7-0	30	3	10	.300	1	2	.500	2	2	4	1	8-1	0	3	0	7	1.0
TOTAL	169-2	2258	254	532	.477	174	265	.657	186	322	508	67	278-3	31	104	27	682	4.0

Three-point FG: 97-98, 0-1 (.000)

PLAYOFFS

YEAR	G-GS	MIN	FG	FGA	PCT	FT	FTA	PCT	OR	DR	TOT	A	PF-D	STL	TO	BLK	PTS	AVG
97-98	5-1	113	12	28	.429	12	16	.750	10	12	22	2	18-0	0	4	1	36	7.2
98-99	4-0	18	0	0	----	4	4	1.000	0	2	2	0	4-0	0	4	0	4	1.0
99-00	1-0	2	0	0	----	0	0	----	0	0	0	0	0-0	0	0	0	0	0.0
TOTAL	10-1	133	12	28	.429	16	20	.800	10	20	24	2	22-0	2	8	1	40	4.0

HART, JASON College: Syracuse '00 No: 6 Pos: G Ht: 6-3 Birthdate: April 29, 1978
Acquired: Signed as a free agent on Sept. 28, 2009.
Departed: Traded to Phoenix for Alando Tucker, a future second-round pick and cash considerations on Dec. 29, 2009.

YEAR	G-GS	MIN	FG	FGA	PCT	FT	FTA	PCT	OR	DR	TOT	A	PF-D	STL	TO	BLK	PTS	AVG
09-10	1-0	5	0	1	.000	0	0	---	0	0	0	1	0-0	1	0	0	0	0.0

HASSELL, TRENTON College: Austin Peay '01 No: 23 Pos: G Ht: 6-5 Birthdate: March 4, 1979
Acquired: Signed as a free agent on Oct. 29, 2003.
Departed: Traded to Dallas in exchange for Greg Buckner on Sept. 28, 2007.

YEAR	G-GS	MIN	FG	FGA	PCT	FT	FTA	PCT	OR	DR	TOT	A	PF-D	STL	TO	BLK	PTS	AVG
03-04	81-74	2264	177	381	.465	48	61	.787	68	189	257	133	200-1	36	46	54	406	5.0
04-05	82-51	2068	225	475	.474	90	114	.789	80	139	219	128	200-1	30	64	30	541	6.6
05-06	77-67	2514	286	616	.464	131	176	.744	82	134	216	203	201-3	43	124	29	710	9.2
06-07	76-68	2223	217	443	.490	72	92	.783	83	160	243	203	144-1	22	80	26	512	6.7
TOTAL	316-260	9069	905	1915	.473	341	443	.770	313	622	935	667	745-6	131	314	139	2169	6.9

Three-point FG: 03-04, 4-13 (.308); 04-05, 1-11 (.091); 05-06, 7-23 (.304); 06-07, 6-25 (.240). Total, 18-72 (.250)

PLAYOFFS

YEAR	G-GS	MIN	FG	FGA	PCT	FT	FTA	PCT	OR	DR	TOT	A	PF-D	STL	TO	BLK	PTS	AVG
03-04	18-18	472	62	119	.521	13	16	.813	21	23	44	27	42-0	10	16	7	138	7.7

Three-point FG: 1-2 (.500)

HAYWARD, LAZAR College: Marquette No: 32 Pos: F Ht: 6-6 Birthdate: Nov. 26, 1986
Acquired: Via trade on June 24, 2010 from Washington
Departed: Traded to Oklahoma City on Dec. 13

YEAR	G-GS	MIN	FG	FGA	PCT	FT	FTA	PCT	OR	DR	TOT	A	PF-D	STL	TO	BLK	PTS	AVG
10-11	42-0	419	55	154	.357	33	42	.786	23	47	70	28	44-0	12	19	7	160	3.8

Three-point FG: 17-60 (.283)

HEAL, SHANE High School: Upper Yarra (Australia) No: 10 Pos: G Ht: 6-0 Birthdate: Sept. 6, 1970
Acquired: Signed as a free agent on July 28, 1996.
Departed: Released on Oct. 30, 1997.

YEAR	G-GS	MIN	FG	FGA	PCT	FT	FTA	PCT	OR	DR	TOT	A	PF-D	STL	TO	BLK	PTS	AVG
96-97	43-0	236	26	97	.268	3	5	.600	2	16	18	33	20-0	3	17	3	75	1.7

Three-point FG: 20-65 (.308)

PLAYOFFS

YEAR	G-GS	MIN	FG	FGA	PCT	FT	FTA	PCT	OR	DR	TOT	A	PF-D	STL	TO	BLK	PTS	AVG
96-97	2-0	3	2	2	1.000	0	0	----	0	0	0	1	0-0	0	0	0	2	3.0

Three-point FG: 2-2 (1.000)

HOIBERG, FRED College: Iowa State '95 No: 32 Pos: G Ht: 6-5 Birthdate: Oct. 15, 1972
Acquired: Signed as a free agent on July 28, 2003.
Departed: Released on Aug. 15, 2005.

YEAR	G-GS	MIN	FG	FGA	PCT	FT	FTA	PCT	OR	DR	TOT	A	PF-D	STL	TO	BLK	PTS	AVG
03-04	79-3	1804	178	383	.465	98	116	.845	21	247	268	109	136-0	66	44	10	530	6.7
04-05	76-0	1272	139	284	.489	89	102	.873	32	149	181	85	105-0	50	20	15	437	5.8
TOTAL	155-3	3076	317	667	.475	187	218	.858	53	396	449	194	141-0	116	64	25	967	6.2

Three-point FG: 03-04, 76-172 (.442); 04-05, 70-145 (.483). Total, 146-317 (.461)

PLAYOFFS

YEAR	G-GS	MIN	FG	FGA	PCT	FT	FTA	PCT	OR	DR	TOT	A	PF-D	STL	TO	BLK	PTS	AVG
03-04	18-0	438	39	86	.453	15	16	.938	9	57	66	23	29-0	16	8	0	115	6.4

Three-point FG: 22-48 (.458)

HOLLINS, RYAN College: UCLA '06 No: 1 Pos: C Ht: 7-0 Birthdate: Oct. 10, 1984
Acquired: Signed as a free agent on Aug. 10, 2009.
Departed: Traded to Cleveland with Ramon Sessions and a future second-round pick for Sebastian Telfair and Delonte West on July 26, 2010.

YEAR	G-GS	MIN	FG	FGA	PCT	FT	FTA	PCT	OR	DR	TOT	A	PF-D	STL	TO	BLK	PTS	AVG
09-10	73-27	1223	169	303	.558	109	158	.690	79	128	207	51	199-3	19	95	38	447	6.1

Three-point 0-1 (.000)

HUDSON, TROY College: Southern Illinois '97 No: 16 Pos: G Ht: 6-1 Birthdate: Mar. 13, 1976
Acquired: Signed as a free agent on Aug. 26, 2002.
Departed: Released on Aug. 3, 2007.

YEAR	G-GS	MIN	FG	FGA	PCT	FT	FTA	PCT	OR	DR	TOT	A	PF-D	STL	TO	BLK	PTS	AVG
02-03	79-74	2600	409	956	.428	208	231	.900	42	141	183	452	160-1	60	182	7	1123	14.2
03-04	29-1	503	80	207	.386	27	33	.818	4	31	35	70	32-0	7	34	0	218	7.5
04-05	79-32	1729	266	664	.401	70	90	.778	19	86	105	283	121-0	27	113	6	691	8.7
05-06	36-0	800	127	333	.381	48	52	.923	8	36	44	106	55-0	12	40	4	342	9.5
06-07	34-6	554	74	195	.379	26	32	.813	8	40	48	73	23-0	14	40	2	202	5.9
TOTAL	257-113	6186	956	2355	.406	379	438	.865	81	334	415	984	391-1	120	409	19	2576	10.0

Three-point FG: 02-03, 97-266 (.365); 03-04, 31-77 (.403); 04-05, 89-258 (.345); 05-06, 40-101 (.396); 06-07, 28-80 (.350). Total, 285-782 (.365)

PLAYOFFS

YEAR	G-GS	MIN	FG	FGA	PCT	FT	FTA	PCT
------	------	-----	----	-----	-----	----	-----	-----



• FORMER PLAYER STATS •

JACKSON, BOBBY College: Minnesota '97 No: 24 Pos: G Ht: 6-1 Birthdate: March 13, 1973
Acquired: From Denver with Dean Garrett in a three-team trade that also included Toronto. Sent Micheal Williams, the rights to Zeljko Rebraca, and a future first round pick to the Raptors on Jan. 21, 1999.
Departed: Unrestricted free agent on July 1, 2000.

YEAR	G-GS	MIN	FG	FGA	PCT	FT	FTA	PCT	OR	DR	TOT	A	PF-D	STL	TO	BLK	PTS	AVG
98-99	50-0	941	310	791	.392	149	183	.259	78	224	302	317	75-0	39	75	3	353	7.1
99-00	73-10	1034	140	346	.405	76	98	.776	50	103	153	172	114-0	48	58	7	369	5.1
TOTAL	123-10	1975	450	1137	.396	225	281	.800	128	327	455	489	189	87	133	10	722	5.8

Three-point FG: 98-99, 10-27 (.370); 99-00, 13-46 (.283). Total, 23-73 (.315)

YEAR	G-GS	MIN	FG	FGA	PCT	FT	FTA	PCT	OR	DR	TOT	A	PF-D	STL	TO	BLK	PTS	AVG
98-99	4-0	27	2	10	.200	0	0	----	1	3	4	2	3-0	0	2	0	4	1.0
99-00	3-0	30	4	8	.500	6	6	1.000	0	5	5	4	4-0	2	2	1	15	5.0
TOTAL	7-0	57	6	18	.333	6	6	1.000	1	8	9	6	7-0	2	4	1	19	2.7

Three-point FG: 98-99, 0-3 (.000); 99-00, 1-3 (.333). Total, 1-6 (.167)

JACKSON, MARC College: Temple '97 No: 25 Pos: F/C Ht: 6-10 Birthdate: Jan. 16, 1975
Acquired: From Golden State for Dean Garrett and a second-round pick in the 2007 NBA Draft on Feb. 21, 2002.
Departed: Traded to Philadelphia with Terrell Brandon (to Atlanta) in a four-team trade for Latrell Sprewell on July 23, 2003.

YEAR	G-GS	MIN	FG	FGA	PCT	FT	FTA	PCT	OR	DR	TOT	A	PF-D	STL	TO	BLK	PTS	AVG
01-02	22-0	326	38	99	.384	26	32	.813	31	54	85	7	44-0	6	18	3	102	4.6
02-03	77-0	1041	153	349	.438	114	149	.765	86	139	225	37	137-0	24	59	30	421	5.5
TOTAL	99-0	1367	191	448	.426	140	181	.773	117	193	310	44	181-0	30	77	33	523	5.3

Three-point FG: 01-02, 0-1 (.000); 02-03, 1-1 (1.000). Total, 1-2 (.500)

YEAR	G-GS	MIN	FG	FGA	PCT	FT	FTA	PCT	OR	DR	TOT	A	PF-D	STL	TO	BLK	PTS	AVG
01-02	1-0	1	0	0	----	0	0	----	0	0	0	0	1-0	0	0	0	0	0.0
02-03	6-0	110	17	32	.531	16	19	.842	10	23	33	8	19-0	2	9	1	50	8.3
TOTAL	7-0	111	17	32	.531	16	19	.842	10	23	33	8	20-0	2	9	1	50	7.1

Three-point FG: 02-03, 0-1 (.000)

JACKSON, STANLEY College: Alabama-Birmingham '93 No: 7 Pos: G Ht: 6-3 Birthdate: Oct. 14, 1970
Acquired: Signed as a free agent on Aug. 30, 1993.
Departed: Unrestricted free agent on July 1, 1994.

YEAR	G-GS	MIN	FG	FGA	PCT	FT	FTA	PCT	OR	DR	TOT	A	PF-D	STL	TO	BLK	PTS	AVG
93-94	17-0	92	17	33	.515	3	3	1.000	12	15	27	16	13-0	5	10	0	38	2.2

Three-point FG: 1-5 (.200)

JACOBSON, SAM College: Minnesota '98 No: 9 Pos: G/F Ht: 6-4 Birthdate: July 22, 1975
Acquired: Signed as a free agent on Oct. 17, 2000.
Departed: Unrestricted free agent on July 1, 2001.

YEAR	G-GS	MIN	FG	FGA	PCT	FT	FTA	PCT	OR	DR	TOT	A	PF-D	STL	TO	BLK	PTS	AVG
00-01	14-0	59	9	18	.500	2	3	.667	3	3	6	4	19-0	3	0	0	20	1.4

JAMES, MIKE College: Duquesne '98 No: 13 Pos: G Ht: 6-2 Birthdate: June 23, 1975
Acquired: Signed as a free agent on July 13, 2006.
Departed: Traded to Houston with Justin Reed for Juwan Howard on June 14, 2007.

YEAR	G-GS	MIN	FG	FGA	PCT	FT	FTA	PCT	OR	DR	TOT	A	PF-D	STL	TO	BLK	PTS	AVG
06-07	82-65	2069	297	703	.422	154	184	.837	25	138	163	297	171-1	55	129	7	828	10.1

Three-point FG: 80-215 (.372)

JARIC, MARKO College: Serbia No: 55 Pos: G Ht: 6-7 Birthdate: Oct. 12, 1978
Acquired: From the Los Angeles Clippers with Lionel Chalmers for Sam Cassell and a conditional first-round draft pick on Aug. 12, 2005.
Departed: Traded to Memphis with Greg Buckner, Antoine Walker and the draft rights to O.J. Mayo for Brian Cardinal, Jason Collins, Mike Miller and the draft rights to Kevin Love on June 26, 2008.

YEAR	G-GS	MIN	FG	FGA	PCT	FT	FTA	PCT	OR	DR	TOT	A	PF-D	STL	TO	BLK	PTS	AVG
05-06	75-49	2102	226	566	.399	95	138	.688	60	173	233	293	189-3	108	127	21	587	7.8
06-07	70-13	1555	136	325	.418	67	88	.761	54	130	184	145	172-1	75	88	16	371	5.3
07-08	75-56	2189	227	528	.430	121	163	.742	38	184	222	311	180-1	97	128	32	621	8.3
TOTAL	220-118	5846	589	1419	.415	283	389	.728	152	487	639	749	541-5	280	343	69	1579	7.2

Three-point FG: 05-06, 40-133 (.301); 06-07, 32-85 (.376); 07-08, 46-127 (.362). Total 118-345 (.342)

JAWAI, NATHAN College: Australia No: 15 Pos: F Ht: 6-10 Birthdate: Oct. 10, 1986
Acquired: From Dallas for a future second-round pick on Oct. 20, 2009.
Departed: Unrestricted free agent on July 1, 2010.

YEAR	G-GS	MIN	FG	FGA	PCT	FT	FTA	PCT	OR	DR	TOT	A	PF-D	STL	TO	BLK	PTS	AVG
09-10	39-2	412	49	111	.441	26	38	.684	49	55	104	24	58-0	10	27	9	124	3.2

Three-point FG: 0-1 (.000)

JEFFERSON, AL High School: Prentiss High School '04 No: 25 Pos: F Ht: 6-10 Birthdate: Jan. 4, 1985
Acquired: From Boston with Ryan Gomes, Gerald Green, Theo Ratliff, Sebastian Telfair and two future first-round picks for Kevin Garnett on July 31, 2007.
Departed: Traded to Utah for two future first-round picks and Kosta Koufos on July 14, 2010.

YEAR	G-GS	MIN	FG	FGA	PCT	FT	FTA	PCT	OR	DR	TOT	A	PF-D	STL	TO	BLK	PTS	AVG
07-08	82-82	2919	721	1441	.500	284	394	.721	308	603	911	117	222-0	74	167	119	1726	21.0
08-09	50-50	1836	485	975	.497	186	252	.738	172	376	548	79	141-2	39	92	83	1156	23.1
09-10	76-76	2463	560	1125	.498	181	266	.680	180	523	703	137	205-1	63	136	98	1301	17.1
TOTAL	208-208	7218	1766	3541	.499	651	912	.714	660	1502	2162	333	568	176	395	300	4183	20.1

Three-point FG: 07-08, 0-5 (.000); 08-09, 0-4 (.000); 09-10, 0-4 (.000). Total 0-13 (.000)

JOHNSON, ERVIN College: New Orleans '93 No: 40 Pos: C Ht: 6-11 Birthdate: Dec. 21, 1967
Acquired: From Milwaukee with Sam Cassell for Joe Smith and Anthony Peeler on June 27, 2003.
Departed: Unrestricted free agent on July 1, 2005.

YEAR	G-GS	MIN	FG	FGA	PCT	FT	FTA	PCT	OR	DR	TOT	A	PF-D	STL	TO	BLK	PTS	AVG
03-04	66-47	965	55	103	.534	17	28	.607	61	171	232	24	156-1	27	30	43	127	1.9
04-05	46-23	410	28	54	.519	16	25	.640	43	70	113	6	86-0	7	18	13	73	1.6
TOTAL	112-70	1375	83	157	.529	33	53	.623	104	241	345	30	242-1	34	48	56	200	1.8

Three-point FG: 03-04, 0-1 (.000); 04-05, 1-1 (1.000). Total 1-2 (.500)

YEAR	G-GS	MIN	FG	FGA	PCT	FT	FTA	PCT	OR	DR	TOT	A	PF-D	STL	TO	BLK	PTS	AVG
03-04	18-16	356	19	38	.500	10	16	.625	27	57	84	13	56-0	11	6	10	48	2.7

JOHNSON, STEVE College: Oregon State '81 No: 33 Pos: C Ht: 6-10 Birthdate: Nov. 3, 1957
Acquired: Selected in Expansion Draft from Portland on June 15, 1989.
Departed: Traded to Seattle with a conditional 1991 second-round draft pick for Brad Sellers on Feb. 22, 1990.

YEAR	G-GS	MIN	FG	FGA	PCT	FT	FTA	PCT	OR	DR	TOT	A	PF-D	STL	TO	BLK	PTS	AVG
89-90	4-0	17	0	2	.000	0	0	----	0	3	1	0	4-0	0	6	0	0	0.0

JOHNSON, WES College: Syracuse '10 No: 4 Pos: F Ht: 6-7 Birthdate: July 11, 1987
Acquired: 2010 NBA Draft (1st Round/4th Overall).
Departed: Traded to Phoenix as part of a three team trade on July 27, 2012.

YEAR	G-GS	MIN	FG	FGA	PCT	FT	FTA	PCT	OR	DR	TOT	A	PF-D	STL	TO	BLK	PTS	AVG
10-11	79-63	2069	271	682	.397	64	92	.696	51	189	240	148	163-3	58	95	54	709	9.0
11-12	65-64	1469	158	397	.398	24	34	.706	24	153	177	59	115-0	35	60	48	393	6.0
TOTAL	144-127	3538	429	1079	.398	88	126	.698	75	342	417	207	278-3	93	155	102	1102	7.7

Three-point FG: 10-11, 103-289 (.356); 11-12, 53-169 (.314). Total, 156-458 (.341)

JONES, ASKIA College: Kansas State '94 No: 2 Pos: G Ht: 6-5 Birthdate: Dec. 3, 1971
Acquired: Signed as a free agent on Sept. 19, 1994.
Departed: Released on Nov. 24, 1994.

YEAR	G-GS	MIN	FG	FGA	PCT	FT	FTA	PCT	OR	DR	TOT	A	PF-D	STL	TO	BLK	PTS	AVG
94-95	11-0	139	15	44	.341	13	16	.813	6	5	11	16	19-0	6	9	0	45	4.1

Three-point FG: 2-12 (.167)

JORDAN, REGGIE College: New Mexico State '94 No: 31 Pos: G Ht: 6-4 Birthdate: Jan. 26, 1968
Acquired: Signed as a free agent on March 19, 1997.
Departed: Unrestricted free agent on July 1, 1999.

YEAR	G-GS	MIN	FG	FGA	PCT	FT	FTA	PCT	OR	DR	TOT	A	PF-D	STL	TO	BLK	PTS	AVG
96-97	10-0	31	8	10	.800	4	7	.571	0	4	4	1	2-0	2	2	0	20	2.0
97-98	57-1	487	54	113	.478	41	72	.569	50	40	97	50	63-0	35	30	9	149	2.6
98-99	27-1	296	15	54	.278	21	38	.553	27	32	59	41	38-0	12	14	5	51	1.9
TOTAL	94-2	814	77	177	.435	66	117	.564	77	76	153	92	103-0	49	46	14	220	2.3

Three-point FG: 97-98, 0-1 (.000)

YEAR	G-GS	MIN	FG	FGA	PCT	FT	FTA	PCT	OR	DR	TOT	A	PF-D	STL	TO	BLK	PTS	AVG
97-98	2-0	29	5	8	.625	1	2	.500	3	6	9	3	5-0	1	0	0	12	6.0

Three-point FG: 97-98, 0-1 (.000)

KING, STACEY College: Oklahoma '89 No: 21 Pos: F/C Ht: 6-11 Birthdate: Jan. 29, 1967
Acquired: From Chicago for Luc Longley on Feb. 23, 1994.
Departed: Unrestricted free agent on July 1, 1995.

YEAR	G-GS	MIN	FG	FGA	PCT	FT	FTA	PCT	OR	DR	TOT	A	PF-D	STL	TO	BLK	PTS	AVG
93-94	18-15	516	78	170	.458	57	83	.687	40	69	109	19	57-0	13	40	33	48	4.5
94-95	50-10	792	99	212	.467	68	102	.667	54	111	165	26	126-1	24	64	20	266	5.3
TOTAL	68-24	1308	177	382	.463	125	185	.676	94	178	274	45	183-1	37	104	53	314	4.6
Three-point FG: 94-95, 0-1 (.000), Total, 0-1 (.000)																		

• FORMER PLAYER STATS •

KOUFOS, KOSTA College: Ohio State '08 No: 41 Pos: C Ht: 7-0 Birthdate: Feb. 24, 1989**Acquired:** From Utah along with two future first-round picks for Al Jefferson on July 13, 2010.**Departed:** Traded to Denver with Corey Brewer (to New York) in a three-team trade for Anthony Randolph, Eddy Curry, and cash considerations (from New York), as well as a future second-round pick (from Denver), on Feb. 22, 2011.

YEAR	G-GS	MIN	FG	FGA	PCT	FT	FTA	PCT	OR	DR	TOT	A	PF-D	STL	TO	BLK	PTS	AVG
10-11	39-1	336	47	108	.435	12	24	.500	42	55	97	7	50-0	8	25	20	106	2.7
Three-point FG: 0-2 (.000)																		

LAETNER, CHRISTIAN College: Duke '92 No: 32 Pos: F/C Ht: 6-11 Birthdate: Aug. 17, 1969**Acquired:** 1992 NBA Draft (1st Round/3rd overall).**Departed:** Traded to Atlanta with Sean Rooks for Andrew Lang and Anthony "Spud" Webb on Feb. 22, 1996.

YEAR	G-GS	MIN	FG	FGA	PCT	FT	FTA	PCT	OR	DR	TOT	A	PF-D	STL	TO	BLK	PTS	AVG
92-93	81-81	2823	503	1061	.474	462	553	.835	171	537	708	223	290-4	105	275	83	1472	18.2
93-94	70-67	2428	396	883	.448	375	479	.783	160	442	602	307	264-6	87	259	86	1173	16.8
94-95	81-80	2770	450	920	.489	409	500	.818	164	449	613	234	302-4	101	225	87	1322	16.3
95-96	44-44	1518	283	582	.486	217	266	.816	98	204	302	129	157-4	40	112	43	792	18.8
TOTAL	276-272	9539	1632	3446	.474	1463	1798	.832	593	1632	2225	893	1013-18	333	871	299	4759	17.2
Three-point FG: 92-93, 4-40 (.100); 93-94, 6-25 (.240); 94-95, 13-40 (.325); 95-96, 9-31 (.290). Total, 32-136 (.235)																		

LANG, ANDREW College: Arkansas '88 No: 28 Pos: C Ht: 6-11 Birthdate: June 28, 1966**Acquired:** From Atlanta with Anthony "Spud" Webb for Christian Laettner and Sean Rooks on Feb. 22, 1996.**Departed:** Traded to Milwaukee to reacquire the first-round pick sent to the Bucks in the June 26, 1996 Stephon Marbury trade on July 11, 1996.

YEAR	G-GS	MIN	FG	FGA	PCT	FT	FTA	PCT	OR	DR	TOT	A	PF-D	STL	TO	BLK	PTS	AVG
95-96	20-18	550	72	171	.421	30	38	.789	42	79	121	3	63-0	7	30	41	175	8.8
Three-point FG: 1-2 (.500)																		

LEONARD, GARY College: Missouri '89 No: 52 Pos: C Ht: 7-1 Birthdate: Feb. 16, 1967**Acquired:** 1989 NBA Draft (2nd Round/34th overall).**Departed:** Released on Oct. 31, 1990.

YEAR	G-GS	MIN	FG	FGA	PCT	FT	FTA	PCT	OR	DR	TOT	A	PF-D	STL	TO	BLK	PTS	AVG
89-90	22-0	127	13	31	.419	6	14	.429	10	17	27	1	26-0	3	8	9	32	1.5
Three-point FG: 0-1 (.000)																		

LEWIS, QUINCY College: Minnesota '99 No: 24 Pos: F Ht: 6-7 Birthdate: June 26, 1977**Acquired:** Signed as a free agent on Sept. 26, 2003.**Departed:** Released on Dec. 20, 2003.

YEAR	G-GS	MIN	FG	FGA	PCT	FT	FTA	PCT	OR	DR	TOT	A	PF-D	STL	TO	BLK	PTS	AVG
03-04	14-0	65	7	20	.350	0	0	---	1	6	7	2	10-0	2	3	2	16	1.1
Three-point FG: 2-5 (.400)																		

LOHAUS, BRAD College: Iowa '87 No: 54 Pos: C Ht: 6-11 Birthdate: Sept. 29, 1964**Acquired:** Selected in Expansion Draft from Sacramento on June 15, 1989.**Departed:** Traded to Milwaukee for Randy Breuer and a conditional one-time exchange of second round draft picks in 1991 or 1992 on Jan. 4, 1990.

YEAR	G-GS	MIN	FG	FGA	PCT	FT	FTA	PCT	OR	DR	TOT	A	PF-D	STL	TO	BLK	PTS	AVG
89-90	28-24	590	94	202	.465	21	26	.808	21	89	110	62	66-1	14	45	22	210	7.5
Three-point FG: 1-16 (.063)																		

LONGLEY, LUC College: New Mexico '91 No: 13 Pos: C Ht: 7-2 Birthdate: Jan. 19, 1969**Acquired:** 1991 NBA Draft (1st Round/7th overall).**Departed:** Traded to Chicago for Stacey King on Feb. 23, 1994.

YEAR	G-GS	MIN	FG	FGA	PCT	FT	FTA	PCT	OR	DR	TOT	A	PF-D	STL	TO	BLK	PTS	AVG
91-92	66-3	991	114	249	.458	53	80	.663	67	190	257	58	157-0	35	83	64	281	4.3
92-93	55-25	1045	133	292	.455	53	74	.716	71	169	240	51	169-4	47	88	77	319	5.8
93-94	49-29	989	134	289	.464	56	80	.700	87	208	295	46	131-1	35	79	58	324	6.6
TOTAL	170-57	3025	381	830	.459	162	234	.692	225	567	792	155	457-5	117	250	199	924	5.4
Three-point FG: 93-94, 0-1 (.000)																		

LOPEZ, FELIPE College: St. John's '98 No: 13 Pos: G/F Ht: 6-5 Birthdate: Dec. 19, 1974**Acquired:** Signed as a free agent on Feb. 28, 2001.**Departed:** Unrestricted free agent on July 1, 2003.

YEAR	G-GS	MIN	FG	FGA	PCT	FT	FTA	PCT	OR	DR	TOT	A	PF-D	STL	TO	BLK	PTS	AVG
00-01	23-10	457	69	152	.454	19	33	.576	25	49	74	34	46-0	21	27	12	170	7.4
01-02	67-0	581	59	156	.378	37	55	.673	29	51	80	39	73-0	18	36	1	169	2.5
02-03	90-10	1038	128	308	.416	56	88	.636	54	100	154	73	119-0	39	63	13	339	3.8
Did not play - injured																		
Three-point FG: 00-01, 13-23 (.565); 01-02, 14-33 (.424). Total, 27-56 (.482)																		

PLAYOFFS	YEAR	G-GS	MIN	FG	FGA	PCT	FT	FTA	PCT	OR	DR	TOT	A	PF-D	STL	TO	BLK	PTS	AVG
	00-01	4-0	55	7	22	.318	2	3	.667	4	7	11	5	5-0	4	2	0	17	4.3
	01-02	3-0	30	1	4	.250	1	2	.500	1	0	1	1	6-0	1	1	0	4	1.3
	TOTAL	7-0	85	8	26	.308	3	5	.600	5	7	12	6	11-0	5	3	0	21	3.0
	Three-point FG: 00-01, 1-5 (.200); 01-02, 1-2 (.500). Total, 2-7 (.286)																		

LOWE, SIDNEY College: North Carolina State '83 No: 35 Pos: G Ht: 6-0 Birthdate: Jan. 21, 1960**Acquired:** Signed as a free agent on Aug. 3, 1989.**Departed:** Retired on Sept. 27, 1990.

YEAR	G-GS	MIN	FG	FGA	PCT	FT	FTA	PCT	OR	DR	TOT	A	PF-D	STL	TO	BLK	PTS	AVG
89-90	80-38	1744	73	229	.319	39	54	.722	41	122	163	337	114-0	73	63	4	187	2.3
Three-point FG: 2-9 (.222)																		

MADSEN, MARK College: Stanford '00 No: 35 Pos: F Ht: 6-9 Birthdate: Jan. 28, 1976**Acquired:** Signed as a free agent on July 28, 2003.**Departed:** Traded to the L.A. Clippers with Craig Smith and Sebastian Telfair for Quentin Richardson on July 20, 2009.

YEAR	G-GS	MIN	FG	FGA	PCT	FT	FTA	PCT	OR	DR	TOT	A	PF-D	STL	TO	BLK	PTS	AVG
03-04	72-12	1246	101	204	.495	57	118	.483	134	138	272	28	175-2	33	47	18	259	3.6
04-05	41-14	601	34	66	.515	20	40	.500	63	65	128	18	103-1	7	24	14	88	2.1
05-06	62-7	676	27	66	.409	20	47	.426	50	91	141	11	114-2	23	26	17	74	1.2
06-07	56-0	473	23	43	.535	15	29	.517	35	52	87	10	100-0	10	21	10	61	1.1
07-08	20-6	151	3	19	.158	3	12	.250	18	20	38	4	25-0	3	9	2	9	0.5
08-09	19-1	116	3	14	.214	0	4	.000	10	8	18	4	18-0	1	3	1	6	0.3
TOTAL	270-40	3263	191	412	.464	115	250	.460	310	374	684	75	535-5	77	130	62	497	1.8
Three-point FG: 03-04, 0-6 (.000); 05-06, 0-7 (.000). Total, 0-13 (.000)																		

PLAYOFFS

YEAR	G-GS	MIN	FG	FGA	PCT	FT	FTA	PCT	OR	DR	TOT	A	PF-D	STL	TO	BLK	PTS	AVG
03-04	17-0	222	17	32	.531	13	29	.448	28	30	58	2	43-0	5	7	4	47	2.8

MARBURY, STEPHON College: Georgia Tech '96 No: 3 Pos: G Ht: 6-2 Birthdate: Feb. 20, 1977**Acquired:** From Milwaukee for Ray Allen and a future first-round draft pick on June 26, 1996.**Departed:** Traded to New Jersey with Chris Carr and Bill Curley and Paul Grant (to Milwaukee) in a three-team trade for Terrell Brandon (from Milwaukee) and Brian Evans (from New Jersey) on March 11, 1999.

YEAR	G-GS	MIN	FG	FGA	PCT	FT	FTA	PCT	OR	DR	TOT	A	PF-D	STL	TO	BLK	PTS	AVG
96-97	67-64	2324	355	871	.408	245	337	.727	54	130	184	522	159-2	67	210	19	1057	15.8
97-98	82-81	3112	513	1237	.415	329	450	.731	58	172	230	704	222-0	104	256	7	1450	17.7
98-99	18-18	661	124	304	.408	63	87	.724	17	45	62	167	44-0	29	55	5	319	17.7
TOTAL	167-163	6097	992	2412	.411	637	874	.729	129	347	476	1393	425-2	200	521	31	2826	16.9
Three-point FG: 96-97, 102-288 (.354); 97-98, 95-304 (.313); 98-99, 8-39 (.205). Total, 205-631 (.325)																		

PLAYOFFS

YEAR	G-GS	MIN	FG	FGA	PCT	FT	FTA	PCT	OR	DR	TOT	A	PF-D	STL	TO	BLK	PTS	AVG
96-97	3-3	117	26	65	.400	6	10	.600	2	10	12	23	9-0	2	9	0	64	21.3
97-98	5-5	209	22	72	.306	18	23	.783	5	11	16	38	16-0	12	18	0	69	13.8
TOTAL	8-8	326	48	137	.350	24	33	.727	7	21	28	61	25-0	14	27	0	133	16.6
Three-point FG: 1996-97, 6-20 (.300); 1997-98, 7-25 (.280). Total, 13-45 (.289)																		



• FORMER PLAYER STATS •

McCANN, BOB College: Morehead State '87 No: 30 Pos: F Ht: 6-7 Birthdate: April 22, 1964
Acquired: Signed as a free agent on Aug. 5, 1992.
Departed: Released on July 7, 1993.

YEAR	G-GS	MIN	FG	FGA	PCT	FT	FTA	PCT	OR	DR	TOT	A	PF-D	STL	TO	BLK	PTS	AVG
92-93	79-7	1536	200	410	.488	95	152	.625	92	190	282	68	202-2	51	79	58	495	6.3

Three-point FG: 0-2 (.000)

McCANTS, RASHAD College: North Carolina '05 No: 1 Pos: G Ht: 6-4 Birthdate: Sept. 25, 1984
Acquired: 2005 NBA Draft (1st Round/14th overall).
Departed: Traded to Sacramento with Calvin Booth for Bobby Brown and Shelden Williams on Feb. 19, 2009.

YEAR	G-GS	MIN	FG	FGA	PCT	FT	FTA	PCT	OR	DR	TOT	A	PF-D	STL	TO	BLK	PTS	AVG
05-06	79-12	1362	241	535	.450	78	106	.736	29	114	143	63	176-1	44	86	22	627	7.9
06-07	37-0	554	62	177	.350	40	58	.690	14	33	47	38	71-1	26	40	7	184	5.0
07-08	75-24	2020	428	944	.453	116	155	.748	50	156	206	162	234-3	66	172	18	1114	14.9
08-09	34-2	636	105	292	.360	60	81	.741	11	52	63	32	63-0	27	45	6	308	9.1
TOTAL	225-38	4572	836	1948	.429	294	400	.735	104	355	459	295	544-5	163	343	53	2233	9.9

Three-point FG: 05-06, 67-180 (.372); 06-07, 20-75 (.267); 07-08, 142-349 (.407); 08-09, 38-119 (.319). Total: 267-723 (.369)

McLEOD, KEITH College: Bowling Green '02 No: 4 Pos: G Ht: 6-2 Birthdate: Nov. 5, 1979
Acquired: Signed as a free agent on Sept. 26, 2003 and Oct. 25, 2003.
Departed: Released on Oct. 21, 2003 and Jan. 7, 2004.

YEAR	G-GS	MIN	FG	FGA	PCT	FT	FTA	PCT	OR	DR	TOT	A	PF-D	STL	TO	BLK	PTS	AVG
03-04	33-0	391	27	82	.329	33	43	.767	5	29	34	59	39-0	16	29	1	88	2.7

Three-point FG: 1-10 (.100)

MILICIC, DARKO No: 31 Pos: C Ht: 7-0 Birthdate: June 20, 1985
Acquired: Via trade from New York on February 17, 2010.
Departed: Waived on July 12, 2012.

YEAR	G-GS	MIN	FG	FGA	PCT	FT	FTA	PCT	OR	DR	TOT	A	PF-D	STL	TO	BLK	PTS	AVG
09-10	24-18	614	92	187	.492	15	28	.536	42	91	133	43	75-1	18	33	33	199	8.3
10-11	69-69	1686	271	578	.469	64	115	.557	133	227	360	104	229-4	54	151	140	606	8.8
11-12	29-23	472	59	130	.469	16	37	.432	35	62	97	17	59-2	9	32	25	134	4.6
TOTAL	122-110	2772	422	895	.472	95	180	.528	210	380	590	164	363-7	81	206	198	939	7.7

Three-point FG: 0-1 (.000)

MILLER, BRAD College: Purdue '99 No: 52 Pos: C/F Ht: 6-11 Birthdate: April 12, 1976
Acquired: From Houston with draft rights to Nikola Mirotic and a future first round pick in exchange for Jonny Flynn, the draft rights to Donatas Motiejunas and a future second round pick on June 24, 2011.
Departed: Traded to New Orleans along with two second round picks for a conditional second round selection on July 13, 2012.

YEAR	G-GS	MIN	FG	FGA	PCT	FT	FTA	PCT	OR	DR	TOT	A	PF-D	STL	TO	BLK	PTS	AVG
11-12	15-1	146	9	27	.333	10	12	.833	4	15	19	24	10-0	4	12	2	35	2.3

Three-point FG: 7-15 (.467)

MILLER, MIKE College: Florida '00 No: 33 Pos: G/F Ht: 6-8 Birthdate: Feb. 19, 1980
Acquired: From Memphis with Brian Cardinal, Jason Collins and the draft rights to Kevin Love for Greg Buckner, Marko Jaric, Antoine Walker and the draft rights to O.J. Mayo on June 26, 2008.
Departed: Traded to Washington with Randy Foye for Oleksiy Pechevov, Darius Songaila and Etan Thomas on June 24, 2009.

YEAR	G-GS	MIN	FG	FGA	PCT	FT	FTA	PCT	OR	DR	TOT	A	PF-D	STL	TO	BLK	PTS	AVG
08-09	73-47	2356	264	548	.482	109	149	.732	73	410	483	326	139-0	30	145	31	722	9.9

Three-point FG: 85-225 (.378)

MILLER, OLIVER College: Arkansas '92 No: 3 Pos: C Ht: 6-9 Birthdate: April 6, 1964
Acquired: Signed as a free agent on Dec. 13, 2003.
Departed: Unrestricted free agent on July 1, 2004.

YEAR	G-GS	MIN	FG	FGA	PCT	FT	FTA	PCT	OR	DR	TOT	A	PF-D	STL	TO	BLK	PTS	AVG
03-04	48-1	506	53	100	.530	15	23	.652	46	84	130	36	91-0	19	33	26	121	2.5

Three-point FG: 0-1 (.000)

PLAYOFFS	G-GS	MIN	FG	FGA	PCT	FT	FTA	PCT	OR	DR	TOT	A	PF-D	STL	TO	BLK	PTS	AVG
03-04	8-0	31	1	4	.250	1	2	.500	0	5	5	1	13-0	0	3	3	3	0.4

MITCHELL, SAM College: Mercer '85 No: 42 Pos: F Ht: 6-7 Birthdate: Sept. 2, 1963
Acquired: Signed as a free agent on July 23, 1989.
Departed: Traded to Indiana with Pooh Richardson for Chuck Person and Micheal Williams on Sept. 8, 1992.
Acquired: Signed as a free agent on Sept. 29, 1995.
Departed: Unrestricted free agent on July 1, 2002.

YEAR	G-GS	MIN	FG	FGA	PCT	FT	FTA	PCT	OR	DR	TOT	A	PF-D	STL	TO	BLK	PTS	AVG
89-90	80-30	2414	372	834	.446	268	349	.768	180	282	462	89	301-7	66	96	54	1012	12.7
90-91	82-60	3121	445	1010	.441	307	396	.775	188	332	520	133	338-13	66	104	57	1197	14.6
91-92	82-63	2151	307	725	.423	209	266	.786	158	315	473	94	230-3	53	97	39	825	10.1
95-96	78-42	2145	303	618	.490	237	291	.814	107	232	339	74	220-3	49	87	26	844	10.8
96-97	82-5	2044	269	603	.446	224	295	.759	112	214	326	79	232-1	51	93	20	766	9.3
97-98	81-33	2239	371	800	.464	243	292	.832	118	267	385	107	200-0	64	66	22	1000	12.3
98-99	50-20	1344	213	522	.408	126	165	.764	55	127	182	98	111-1	35	34	16	561	11.2
99-00	66-24	1227	168	376	.447	81	92	.880	28	110	138	111	116-0	27	44	14	427	6.5
00-01	82-4	983	118	289	.408	40	55	.727	28	95	123	57	117-0	26	36	10	285	3.5
01-02	74-10	726	98	227	.432	38	49	.776	18	64	82	45	79-0	12	26	4	244	3.3
TOTAL	757-291	18394	2664	6004	.444	1773	2250	.788	992	2038	3030	887	1944-28	449	683	262	7161	9.5

Three-point FG: 89-90, 0-9 (.000); 90-91, 0-9 (.000); 91-92, 2-11 (.182); 95-96, 1-18 (.056); 96-97, 4-25 (.160); 97-98, 15-43 (.349); 98-99, 9-38 (.237); 99-00, 10-23 (.435); 00-01, 9-43 (.209); 01-02, 10-35 (.286). Total: 60-254 (.236)

PLAYOFFS

YEAR	G-GS	MIN	FG	FGA	PCT	FT	FTA	PCT	OR	DR	TOT	A	PF-D	STL	TO	BLK	PTS	AVG
96-97	3-0	47	6	13	.462	5	8	.625	2	5	7	1	9-0	1	1	1	17	5.7
97-98	5-5	177	26	58	.448	17	19	.895	7	20	27	8	18-0	1	5	1	72	14.4
98-99	4-1	131	15	40	.375	9	12	.750	5	9	14	6	13-0	1	8	2	40	10.0
99-00	4-0	68	9	18	.500	3	3	1.000	2	5	7	2	5-0	0	4	1	23	5.8
00-01	4-0	50	2	10	.200	2	2	1.000	1	6	7	3	5-0	1	1	0	6	1.5
01-02	3-2	34	3	9	.333	2	2	1.000	0	2	2	3	5-0	1	0	1	8	2.7
TOTAL	23-8	507	61	148	.412	38	46	.826	17	47	64	23	55-0	5	19	6	166	7.2

Three-point FG: 97-98, 3-14 (.214); 98-99, 1-6 (.167); 99-00, 2-5 (.400); 00-01, 0-1 (.000). Total: 6-26 (.231)

MURPHY, TOD College: UC Irvine '86 No: 4/9 Pos: F Ht: 6-10 Birthdate: Dec. 24, 1963
Acquired: Signed as a free agent on Aug. 16, 1989.
Departed: Released on June 16, 1992.

YEAR	G-GS	MIN	FG	FGA	PCT	FT	FTA	PCT	OR	DR	TOT	A	PF-D	STL	TO	BLK	PTS	AVG
89-90	82-59	2493	260	552	.471	144	203	.709	207	357	564	106	229-2	76	61	60	680	8.3
90-91	52-19	1063	90	227	.396	70	105	.667	92	163	255	60	101-1	25	32	20	251	4.8
91-92	47-3	429	39	80	.488	19	34	.559	36	74	110	11	40-0	9	18	8	98	2.1
TOTAL	181-81	3985	389	859	.453	233	342	.681	335	594	929	177	370-3	110	111	88	1029	5.7

Three-point FG: 89-90, 16-43 (.372); 90-91, 1-17 (.059); 91-92, 1-2 (.500). Total: 18-62 (.290)

NESTEROVIC, RASHO College: Slovenia '98 No: 8 Pos: C Ht: 7-0 Birthdate: May 30, 1976
Acquired: 1998 NBA Draft (1st Round/17th overall).
Departed: Unrestricted free agent on July 1, 2003.

YEAR	G-GS	MIN	FG	FGA	PCT	FT	FTA	PCT	OR	DR	TOT	A	PF-D	STL	TO	BLK	PTS	AVG
98-99	2-0	30	3	12	.250	2	2	1.000	3	5	8	1	5-0	0	1	0	8	4.0
99-00	82-55	1723	206	433	.476	59	103	.573	135	244	379	93	262-9	21	71	85	471	5.7
00-01	73-39	1233	147	319	.461	34	65	.523	99	187	286	45	189-3	25	55	63	328	4.5
01-02	82-82	2218	324	657	.493	39	71	.549	200	334	534	75	262-3	45	94	109	687	8.4
02-03	77-77	2337	400	762	.525	61	95	.642	146	358	504	114	256-9	39	99	116	861	11.2
TOTAL	316-253	7541	1080	2183	.495	195	336	.580	583	1128	1711	328	974-24	130	320	373	2355	7.5

Three-point FG: 99-00, 0-2 (.000); 00-01, 0-1 (.000); 01-02, 0-1 (.000); 02-03, 0-2 (.000). Total: 0-6 (.000)

PLAYOFFS

YEAR	G-GS	MIN	FG	FGA	PCT	FT	FTA	PCT	OR	DR	TOT	A	PF-D	STL	TO	BLK	PTS	AVG
98-99	3-0	29	4	8	.500	0	0	---	4	3	7	3	4-0	0	1	0	8	2.7
99-00	4-4	126	11	25	.440	3	6	.500	5	8	13	6	20-1	3	4	7	25	6.3
00-01	4-2	49	5	13	.385	0	0	---	5	7	12	3	9-0	1	3	3	10	2.5
01-02	3-3	92	15	31	.484	4	9	.444	6	14	20	3	10-0	1	4	0	34	11.3
02-03	6-6	169	19	38	.500	4	6	.667	9	21	30	4	28-0	1	5	4	42	7.0
TOTAL	20-15	465	54	115	.470	11	21	.524	29	53	82	19	71-1	6	17	14	119	6.0

OLLIE, KEVIN College: Connecticut '97 No: 12 Pos: G Ht: 6-2 Birthdate: Dec. 12, 1972
Acquired: Signed as a free agent on Oct. 1, 2008.
Departed:



• FORMER PLAYER STATS •

LOWOKANDI, MICHAEL College: University of Pacific '98 No: 34 Pos: C Ht: 7-0 Birthdate: Apr. 3, 1975
Acquired: Signed as a free agent on July 16, 2003.
Departed: Traded to Boston along with Wally Szczerbiak, Dwayne Jones and a future first-round draft pick in exchange for Ricky Davis, Marcus Banks, Justin Reed and two conditional second-round draft picks (2006 and 2008) on Jan. 26, 2006.

YEAR	G-S	MIN	FG	FGA	PCT	FT	FTA	PCT	OR	DR	TOT	A	PF-D	STL	TO	BLK	PTS	AVG
03-04	43-25	925	121	285	.425	36	61	.590	78	167	245	24	137-3	16	54	68	278	6.5
04-05	62-34	1215	161	353	.456	46	69	.667	106	218	324	29	193-3	15	68	56	368	5.9
05-06	32-24	752	87	195	.446	19	39	.487	45	134	179	17	100-2	19	41	27	193	6.0
TOTAL	137-83	2892	369	833	.443	101	169	.598	229	519	748	70	430-8	50	163	151	839	6.1

YEAR	G-S	MIN	FG	FGA	PCT	FT	FTA	PCT	OR	DR	TOT	A	PF-D	STL	TO	BLK	PTS	AVG
03-04	15-2	224	12	37	.324	7	8	.875	16	36	52	2	50-0	2	17	11	31	2.1

PACK, ROBERT College: Southern California '91 No: 14 Pos: G Ht: 6-2 Birthdate: Feb. 3, 1969
Acquired: Signed as a free agent on March 11, 2002.
Departed: Unrestricted free agent on July 1, 2002.

YEAR	G-S	MIN	FG	FGA	PCT	FT	FTA	PCT	OR	DR	TOT	A	PF-D	STL	TO	BLK	PTS	AVG
01-02	16-0	252	25	68	.368	11	15	.733	7	16	23	49	32-0	13	20	0	62	3.9

YEAR	G-S	MIN	FG	FGA	PCT	FT	FTA	PCT	OR	DR	TOT	A	PF-D	STL	TO	BLK	PTS	AVG
01-02	3-0	10	1	5	.200	1	1	1.000	0	0	0	0	5-0	0	1	0	3	1.0

PARKS, CHEROKEE College: Duke '95 No: 44 Pos: F/C Ht: 6-11 Birthdate: Oct. 11, 1972
Acquired: From Dallas on June 29, 1996 for restructuring the conditions of the first-round pick owed to Dallas from the Nov. 1, 1994 Sean Rooks trade. Dallas received Minnesota's first-round pick in 1997.
Departed: Unrestricted free agent on July 1, 1998.

YEAR	G-S	MIN	FG	FGA	PCT	FT	FTA	PCT	OR	DR	TOT	A	PF-D	STL	TO	BLK	PTS	AVG
96-97	76-0	961	103	202	.510	46	76	.605	83	112	195	34	150-2	41	32	48	252	3.3
97-98	79-43	1703	224	449	.499	110	169	.651	140	297	437	53	237-4	36	66	86	558	7.1
TOTAL	155-43	2664	327	651	.502	156	245	.637	223	409	632	87	387-6	77	98	134	810	5.2

YEAR	G-S	MIN	FG	FGA	PCT	FT	FTA	PCT	OR	DR	TOT	A	PF-D	STL	TO	BLK	PTS	AVG
96-97	1-0	11	2	3	.667	0	0	----	0	5	5	0	5-0	1	0	0	4	4.0
97-98	1-0	1	0	0	----	0	0	----	0	0	0	0	5-0	0	0	0	0	0.0
TOTAL	2-0	12	2	3	.667	0	0	----	0	5	5	0	5-0	1	0	0	4	2.0

PATTERSON, ANDRAE College: Indiana '98 No: 45/33 Pos: F Ht: 6-9 Birthdate: Nov. 12, 1975
Acquired: 1998 NBA Draft (2nd Round/46th overall).
Departed: Unrestricted free agent on July 1, 2001.

YEAR	G-S	MIN	FG	FGA	PCT	FT	FTA	PCT	OR	DR	TOT	A	PF-D	STL	TO	BLK	PTS	AVG
98-99	35-0	284	43	97	.443	28	36	.778	30	35	65	15	62-1	19	22	7	114	3.3
99-00	5-0	20	3	4	.750	0	0	----	1	1	2	1	4-0	1	1	0	6	1.2
00-01	Did not play - injured																	
TOTAL	40-0	304	46	101	.455	28	36	.778	31	36	67	16	66-1	20	23	7	120	3.0

YEAR	G-S	MIN	FG	FGA	PCT	FT	FTA	PCT	OR	DR	TOT	A	PF-D	STL	TO	BLK	PTS	AVG
98-99	2-0	7	0	0	----	0	0	----	1	3	4	2	1-0	0	1	0	0	0.0

PAVLOVIC, SASHA College: Montenegro No: 11 Pos: G/F Ht: 6-7 Birthdate: Nov. 15, 1983
Acquired: Signed as a free agent on Sept. 17, 2009.
Departed: Unrestricted free agent on July 1, 2010.

YEAR	G-S	MIN	FG	FGA	PCT	FT	FTA	PCT	OR	DR	TOT	A	PF-D	STL	TO	BLK	PTS	AVG
09-10	71-0	877	109	300	.363	10	26	.385	12	105	117	58	84-1	23	53	6	263	3.7

PECHEROV, OLEKSIY College: Ukraine No: 4 Pos: C Ht: 7-0 Birthdate: Dec. 8, 1985
Acquired: From Washington with Darius Songaila, Etan Thomas and a future first-round pick for Randy Foye and Mike Miller on June 24, 2009.
Departed: Unrestricted free agent on July 1, 2010.

YEAR	G-S	MIN	FG	FGA	PCT	FT	FTA	PCT	OR	DR	TOT	A	PF-D	STL	TO	BLK	PTS	AVG
09-10	44-5	447	77	188	.410	29	32	.906	32	92	124	11	55-0	9	32	14	197	4.5

PEELER, ANTHONY College: Missouri '92 No: 1/44 Pos: G Ht: 6-4 Birthdate: Nov. 25, 1969
Acquired: From Vancouver for Doug West on Feb. 18, 1998.
Departed: Traded to Milwaukee with Joe Smith for Sam Cassell and Ervin Johnson on June 27, 2003.

YEAR	G-S	MIN	FG	FGA	PCT	FT	FTA	PCT	OR	DR	TOT	A	PF-D	STL	TO	BLK	PTS	AVG
97-98	30-24	991	155	348	.445	32	41	.780	31	72	103	114	81-0	52	45	6	390	13.0
98-99	28-28	810	103	272	.379	30	41	.732	30	54	84	78	60-0	35	38	6	270	9.6
99-00	82-22	2073	316	725	.436	87	109	.798	58	174	232	195	171-1	62	85	10	804	9.8
00-01	75-41	2126	308	732	.421	75	87	.862	44	148	192	192	166-1	91	105	18	791	10.5
01-02	82-0	2060	288	684	.421	50	58	.862	37	169	206	177	137-0	61	76	11	737	9.0
02-03	82-39	2245	252	609	.414	39	50	.780	40	201	241	244	161-0	72	82	13	630	7.7
TOTAL	379-154	10305	1422	3373	.422	313	386	.811	240	818	1058	1000	776-2	373	431	64	3622	9.6

YEAR	G-S	MIN	FG	FGA	PCT	FT	FTA	PCT	OR	DR	TOT	A	PF-D	STL	TO	BLK	PTS	AVG
97-98	5-5	213	31	77	.403	4	4	1.000	16	22	38	18	15-0	10	8	3	81	16.2
98-99	4-4	125	11	35	.314	0	0	----	7	9	16	6	12-1	4	4	0	27	6.8
99-00	4-0	90	11	24	.458	6	8	.750	2	7	9	5	9-0	3	1	1	30	7.5
00-01	4-4	137	14	53	.264	0	0	----	3	11	14	7	10-0	7	6	1	34	8.5
01-02	3-0	67	9	20	.450	4	6	.667	1	12	13	2	5-0	4	6	0	27	9.0
02-03	6-5	166	13	38	.342	1	2	.500	5	16	21	18	14-0	4	4	1	29	4.8
TOTAL	26-18	798	89	247	.360	15	20	.750	34	77	111	48	65-1	32	29	6	228	8.8

PERSON, CHUCK College: Auburn '86 No: 45 Pos: F Ht: 6-8 Birthdate: June 27, 1964
Acquired: From Indiana with Micheal Williams for Sam Mitchell and Pooh Richardson on Sept. 8, 1992.
Departed: Unrestricted free agent on July 1, 1994.

YEAR	G-S	MIN	FG	FGA	PCT	FT	FTA	PCT	OR	DR	TOT	A	PF-D	STL	TO	BLK	PTS	AVG
92-93	78-75	2985	541	1248	.433	109	168	.649	98	335	433	343	198-2	67	219	30	1309	16.8
93-94	77-37	2029	356	843	.422	82	108	.759	55	198	253	185	164-0	45	121	12	894	11.6
TOTAL	155-112	5014	897	2091	.429	191	276	.692	153	533	686	528	362-2	112	340	42	2203	14.2

PORTER, TERRY College: Wisconsin-Stevens Point '85 No: 30 Pos: G Ht: 6-3 Birthdate: April 8, 1963
Acquired: Signed as a free agent on Oct. 16, 1995.
Departed: Unrestricted free agent on July 1, 1998.

YEAR	G-S	MIN	FG	FGA	PCT	FT	FTA	PCT	OR	DR	TOT	A	PF-D	STL	TO	BLK	PTS	AVG
95-96	82-40	2072	269	608	.442	164	209	.785	36	176	212	452	154-0	89	173	15	773	9.4
96-97	82-20	1568	187	449	.416	127	166	.765	31	145	176	295	104-0	54	128	11	568	6.9
97-98	82-8	1786	259	577	.449	167	195	.856	37	131	168	271	103-0	63	104	16	777	9.5
TOTAL	246-68	5426	715	1634	.438	458	570	.804	104	452	556	915	361-0	206	405	42	2118	8.6

YEAR	G-S	MIN	FG	FGA	PCT	FT	FTA	PCT	OR	DR	TOT	A	PF-D	STL	TO	BLK	PTS	AVG
96-97	3-0	46	5	13	.385	3	4	.750	1	2	3	9	2-0	2	2	2	16	5.3
97-98	5-4	188	27	63	.429	15	18	.833	7	18	25	16	10-0	5	4	0	79	15.8
TOTAL	8-4	234	32	76	.421	18	22	.818	8	20	28	25	12-0	7	6	2	95	11.9

RAKOCEVIC, IGOR College: Yugoslavia '00 No: 36 Pos: G Ht: 6-3 Birthdate: March 29, 1978
Acquired: 2000 NBA Draft (2nd Round/51st overall).
Departed: Released on May 6, 2003.

YEAR	G-S	MIN	FG	FGA	PCT	FT	FTA	PCT	OR	DR	TOT	A	PF-D	STL	TO	BLK	PTS	AVG
02-03	42-0	244	22	58	.379	29	36	.806	4	13	17	33	25-0	4	23	0	78	1.9

RANDALL, MARK College: Kansas '91 No: 52 Pos: F Ht: 6-9 Birthdate: Sept. 30, 1967
Acquired: Claimed off waivers on Jan. 2, 1992.
Departed: Traded to Detroit with Gerald Glass for Lance Blanks, Brad Sellers and a future second-round pick on Nov. 15, 1992.

YEAR	G-S	MIN	FG	FGA	PCT	FT	FTA	PCT	OR	DR	TOT	A	PF-D	STL	TO	BLK	PTS	AVG
91-92	39-0	374	58	127	.457	26	35	.743	35	27	62	26	31-0	12	19	3	145	3.7
92-93	2-0	8	0	1	.000	0	0	.000	0	0	0	1	1-0	0	1	0	0	0.0
TOTAL	41-0	382	58	128	.453	26	35	.743	35	27	62	27	32-0	12	20	3	145	3.7

RANDOLPH, ANTHONY College: LSU '08 No: 15 Pos: F Ht: 6-11 Birthdate: July 15, 1989
Acquired: From New York, along with Eddie Curry, cash considerations and a future second round pick from Denver, in a three-team, 13-player trade that sent Corey Brewer to New York and Kosta Koufos to Denver.
Departed: Not extended qualifying offer - June 30, 2012.

YEAR	G-S	MIN	FG	FGA	PCT	FT	FTA	PCT	OR	DR	TOT	A	PF-D	STL	TO	BLK	PTS	AVG
10-11	23-3	463	109	219	.498	52	74	.703	32	88	120	26	47-0	18	43	16	270	11.7
11-12	34-5	517	94	200	.470	64	84	.762	42	81	123	19	56-1	13	40	35	252	7.4
TOTAL	57-8	980	203	419	.484	116	158	.734	74	169	243	45	103-1	31	83	51	522	9.2
Three-point FG: 0-1 (.000)																		

• FORMER PLAYER STATS •

RATLIFF, THEO

College: Wyoming '95 No: 42 Pos: C Ht: 6-10 Birthdate: April 17, 1973
Acquired: From Boston with Al Jefferson, Gerald Green, Ryan Gomes, Sebastian Telfair and two future first-round picks for Kevin Garnett on July 31, 2007.
Departed: Waived on Feb. 29, 2008

YEAR	G-GS	MIN	FG	FGA	PCT	FT	FTA	PCT	OR	DR	TOT	A	PF-D	STL	TO	BLK	PTS	AVG
07-08	10-6	214	23	45	.511	17	25	.680	13	26	39	7	30-1	3	12	19	63	6.3

Three-point FG: 0-1 (.000)

REED, JUSTIN

College: Mississippi '04 No: 9 Pos: F Ht: 6-8 Birthdate: Jan. 16, 1982
Acquired: From Boston with Mark Blount, Ricky Davis and Marcus Banks and two future second-round picks for Wally Szczerbiak, Michael Olowokandi and Dwayne Jones and a future first-round pick on Jan. 26, 2006.
Departed: Traded to Houston with Mike James for Juwan Howard on June 14, 2007.

YEAR	G-GS	MIN	FG	FGA	PCT	FT	FTA	PCT	OR	DR	TOT	A	PF-D	STL	TO	BLK	PTS	AVG
05-06	40-6	706	94	221	.425	62	80	.775	40	55	95	34	118-1	18	37	11	250	6.3
06-07	41-3	318	40	107	.374	26	30	.867	15	31	46	17	44-0	5	22	3	106	2.6
TOTAL	81-9	1014	134	328	.409	88	110	.800	55	86	141	51	162-1	23	59	14	356	4.4

Three-point FG: 05-06, 0-1 (.000); 06-07, 0-0 (---). Total, 0-1 (.000)

RICHARD, CHRIS

College: Florida '07 No: 32 Pos: F Ht: 6-9 Birthdate: Dec. 25, 1984
Acquired: 2007 NBA Draft (2nd Round/41st overall).
Departed: Released on Oct. 23, 2008.

YEAR	G-GS	MIN	FG	FGA	PCT	FT	FTA	PCT	OR	DR	TOT	A	PF-D	STL	TO	BLK	PTS	AVG
07-08	52-3	556	41	87	.471	16	27	.593	52	83	135	18	83-0	10	23	12	98	1.9

RICHARDSON, POOH

College: UCLA '89 No: 24 Pos: G Ht: 6-1 Birthdate: May 14, 1966
Acquired: 1989 NBA Draft (1st Round/10th overall).
Departed: Traded to Indiana with Sam Mitchell for Chuck Person and Micheal Williams on Sept. 8, 1992.

YEAR	G-GS	MIN	FG	FGA	PCT	FT	FTA	PCT	OR	DR	TOT	A	PF-D	STL	TO	BLK	PTS	AVG
89-90	82-48	2581	426	925	.461	63	107	.589	55	162	217	554	143-0	133	141	25	938	11.4
90-91	82-82	3154	635	1350	.470	89	165	.539	82	204	286	734	114-0	131	174	13	1401	17.1
91-92	82-82	2922	587	1261	.466	123	178	.691	91	210	301	685	152-0	119	204	25	1350	16.5
TOTAL	246-212	8657	1648	3536	.466	275	450	.611	228	576	804	1973	409-0	383	519	63	3689	15.0

Three-point FG: 89-90, 23-83 (.277); 90-91, 42-128 (.328); 91-92, 53-155 (.342). Total, 118-366 (.322)

RIDER, ISAIAH

College: UNLV '93 No: 34 Pos: G Ht: 6-5 Birthdate: March 12, 1971
Acquired: 1993 NBA Draft (1st Round/5th overall).
Departed: Traded to Portland for James Robinson, Bill Curley and a first-round draft pick in 1997 or 1998 on July 23, 1996.

YEAR	G-GS	MIN	FG	FGA	PCT	FT	FTA	PCT	OR	DR	TOT	A	PF-D	STL	TO	BLK	PTS	AVG
93-94	79-60	2415	522	1115	.468	215	265	.811	118	197	315	202	194-0	54	218	28	1313	16.6
94-95	75-67	2645	558	1249	.447	277	339	.817	90	159	249	245	194-3	69	232	23	1532	20.4
95-96	75-68	2594	560	1206	.464	248	296	.838	99	210	309	213	204-2	48	201	23	1470	19.6
TOTAL	229-195	7654	1640	3570	.459	740	900	.822	307	566	873	760	592-5	171	651	74	4315	18.8

Three-point FG: 93-94, 54-150 (.360); 94-95, 139-396 (.351); 95-96, 102-275 (.371). Total, 295-821 (.359)

RILEY, ERIC

College: Michigan '93 No: 40 Pos: C Ht: 7-0 Birthdate: June 2, 1970
Acquired: Signed as a free agent on Oct. 14, 1995.
Departed: Unrestricted free agent on July 1, 1996.

YEAR	G-GS	MIN	FG	FGA	PCT	FT	FTA	PCT	OR	DR	TOT	A	PF-D	STL	TO	BLK	PTS	AVG
95-96	25-10	310	35	74	.473	22	28	.786	32	44	76	5	42-0	8	17	16	92	3.7

Three-point FG: 0-1 (.000)

ROBERTS, STANLEY

College: LSU '91 No: 53 Pos: C Ht: 7-0 Birthdate: Feb. 7, 1970
Acquired: From the L.A. Clippers for Stojko Vrankovic on June 25, 1997.
Departed: Unrestricted free agent on June 15, 1998.

YEAR	G-GS	MIN	FG	FGA	PCT	FT	FTA	PCT	OR	DR	TOT	A	PF-D	STL	TO	BLK	PTS	AVG
97-98	74-4	1328	191	386	.495	75	156	.481	109	254	363	27	226-5	24	70	72	457	6.2

PLAYOFFS

YEAR	G-GS	MIN	FG	FGA	PCT	FT	FTA	PCT	OR	DR	TOT	A	PF-D	STL	TO	BLK	PTS	AVG
97-98	1-0	8	0	1	.000	1	2	.500	1	1	2	0	0-0	0	1	0	1	1.0

ROBINSON, JAMES

College: Alabama '93 No: 26 Pos: G Ht: 6-2 Birthdate: Aug. 31, 1970
Acquired: Signed as a free agent on March 26, 1999.
Departed: Unrestricted free agent on July 1, 1999.

YEAR	G-GS	MIN	FG	FGA	PCT	FT	FTA	PCT	OR	DR	TOT	A	PF-D	STL	TO	BLK	PTS	AVG
96-97	69-5	1309	196	482	.407	78	114	.684	24	88	112	126	125-1	30	69	8	572	8.3
98-99	17-0	226	28	87	.322	8	14	.571	8	27	35	38	31-0	8	28	5	77	4.5
TOTAL	86-5	1535	224	569	.394	86	128	.672	32	115	147	164	156-1	38	97	13	649	7.5

Three-point FG: 96-97, 102-267 (.382); 98-99, 13-44 (.295). Total, 115-311 (.370)

PLAYOFFS

YEAR	G-GS	MIN	FG	FGA	PCT	FT	FTA	PCT	OR	DR	TOT	A	PF-D	STL	TO	BLK	PTS	AVG
96-97	2-0	31	5	12	.417	0	0	----	1	2	3	3	4-0	2	1	0	14	7.0
98-99	4-0	10	1	4	.250	0	0	----	0	1	1	0	3-0	0	3	0	3	0.8
TOTAL	6-0	41	6	16	.385	0	0	----	1	3	4	3	7-0	2	4	0	17	2.8

Three-point FG: 1997, 4-10 (.400); 1999, 1-3 (.333). Total, 5-13 (.385)

ROOKS, SEAN

College: Arizona '92 No: 45 Pos: C Ht: 6-10 Birthdate: Sept. 9, 1969
Acquired: From Dallas for a conditional 1996, 1997 or 1998 first-round draft pick on Nov. 1, 1994.
Departed: Traded to Atlanta with Christian Laettner for Andrew Lang and Anthony "Spud" Webb on Feb. 22, 1996.

YEAR	G-GS	MIN	FG	FGA	PCT	FT	FTA	PCT	OR	DR	TOT	A	PF-D	STL	TO	BLK	PTS	AVG
94-95	80-70	2405	289	615	.470	290	381	.761	165	321	486	97	208-1	29	142	71	868	10.9
95-96	49-7	902	112	227	.493	106	159	.667	60	144	204	38	106-0	19	49	28	331	6.8
TOTAL	129-77	3307	401	842	.476	396	540	.733	225	465	690	135	314-1	48	191	99	1199	9.3

ROTH, SCOTT

College: Wisconsin '85 No: 3 Pos: F Ht: 6-6 Birthdate: June 3, 1963
Acquired: Selected in Expansion Draft from San Antonio on June 15, 1989.
Departed: Released on July 6, 1990.

YEAR	G-GS	MIN	FG	FGA	PCT	FT	FTA	PCT	OR	DR	TOT	A	PF-D	STL	TO	BLK	PTS	AVG
89-90	71-3	1061	159	420	.379	150	201	.746	34	78	112	115	144-1	51	85	6	486	6.8

Three-point FG: 18-52 (.346)

ROYAL, DONALD

College: Notre Dame '87 No: 15 Pos: F Ht: 6-7 Birthdate: May 2, 1966
Acquired: Signed as a free agent on Sept. 12, 1989.
Departed: Opted to play in Israel after 1989-90 season.

YEAR	G-GS	MIN	FG	FGA	PCT	FT	FTA	PCT	OR	DR	TOT	A	PF-D	STL	TO	BLK	PTS	AVG
89-90	66-0	746	117	255	.459	153	197	.777	69	68	137	43	107-0	32	81	8	387	5.9

Three-point FG: 0-1 (.000)

ROZIER, CLIFFORD

College: Louisville '94 No: 22 Pos: C Ht: 6-11 Birthdate: Oct. 31, 1972
Acquired: Signed as a free agent on Oct. 1, 1997.
Departed: Released on Nov. 25, 1997.

YEAR	G-GS	MIN	FG	FGA	PCT	FT	FTA	PCT	OR	DR	TOT	A	PF-D	STL	TO	BLK	PTS	AVG
97-98	6-0	30	3	6	.500	0	1	.000	3	3	6	0	7-0	0	4	0	6	1.0

SCOTT, DENNIS

College: Georgia Tech '91 No: 3 Pos: G/F Ht: 6-8 Birthdate: Sept. 5, 1968
Acquired: Signed as a free agent on March 17, 1999.
Departed: Unrestricted free agent on July 1, 1999.

YEAR	G-GS	MIN	FG	FGA	PCT	FT	FTA	PCT	OR	DR	TOT	A	PF-D	STL	TO	BLK	PTS	AVG
98-99	21-9	532	70	157	.446	22	27	.815	5	33	38	32	32-0	12	14	2	191	9.1

Three-point FG: 29-68 (.426)

SEALY, MALIK

College: St. John's '92 No: 2 Pos: G/F Ht: 6-8 Birthdate: Feb. 1, 1970
Acquired: Signed as a free agent on Jan. 22, 1999.
Departed: Died May 20, 2000.

YEAR	G-GS	MIN	FG	FGA	PCT	FT	FTA	PCT	OR	DR	TOT	A	PF-D	STL	TO	BLK	PTS	AVG
98-99	31-7	731	95	231	.411	55	61	.902	23	69	92	36	68-0	30	33	5	251	8.1
99-00	82-61	2392	371	780	.476	177	218	.812	119	233	352	197	197-0	76	110	19	929	11.3
TOTAL	113-68	3123	466	1011	.461	232	279	.832	142	302	444	233	265-0	106	143	24	1180	10.4

Three-point FG: 98-99, 6-23 (.261); 99-00, 10-35 (.286). Total, 16-58 (.276)

PLAYOFFS

YEAR	G-GS	MIN	FG	FGA	PCT	FT	FTA	PCT	OR	DR	TOT	A	PF-D	STL	TO	BLK	PTS	AVG
98-99	4-0	70	8	23	.348	4	5	.800	2	4	6	3	4-0	1	2	1	20	5.0
99-00	4-4	122	19	41	.463	11	16	.688	5	13	18	5	10-0	2	0	0	50	12.5
TOTAL	8-4	192	27	64	.422	15	21	.714	7	17	24	8	14-0	3	2	1	70	8.6

Three-point FG: 99-00, 1-3 (.333)

SELLERS, BRAD

College: Ohio State '86 No: 2/4 Pos: F Ht: 7-0 Birthdate: Dec. 17, 1962
Acquired: From Seattle for Steve Johnson and a conditional second-round draft pick on Feb. 22, 1990.
Departed: Released on June 27, 1990.
Acquired: From Detroit with Lance Blanks and a future second-round pick for Gerald Glass and Mark Randall on Nov. 15, 1992.
Departed: Released on July 7, 1993.

YEAR	G-GS	MIN	FG	FGA	PCT	FT	FTA	PCT	OR	DR	TOT	A	PF-D	STL	TO	BLK	PTS	AVG
89-90	14-0	113	19	56	.339	9	12	.750	8	11	19	1	11-0	6	12	3	47	3.4
92-93	54-4	533	49	130	.377	37	39	.949	27	56	83	46	40-0	6	27	11	335	2.5
TOTAL	68-4	646	68	186	.366	46	51	.902	35	67	102	47	51-0	12	39		182	2.7



• FORMER PLAYER STATS •

SHACKLEFORD, CHARLES College: North Carolina State '88 No: 17 Pos: C Ht: 6-11 Birthdate: April 22, 1966
Acquired: Signed as a free agent on Sept. 29, 1994.
Departed: Released on Feb. 27, 1995.

YEAR	G-GS	MIN	FG	FGA	PCT	FT	FTA	PCT	OR	DR	TOT	A	PF-D	STL	TO	BLK	PTS	AVG
94-95	21-2	239	39	65	.600	16	20	.800	16	51	65	8	47-0	8	8	6	94	4.5

SLATER, REGGIE College: Wyoming '92 No: 35 Pos: F Ht: 6-7 Birthdate: Aug. 27, 1970
Acquired: Signed as a free agent on Oct. 3, 2000, Oct. 1, 2002 and Oct. 7, 2003.
Departed: Unrestricted free agent on July 1, 2001. Released on Jan. 6, 2003 and Oct. 23, 2003.

YEAR	G-GS	MIN	FG	FGA	PCT	FT	FTA	PCT	OR	DR	TOT	A	PF-D	STL	TO	BLK	PTS	AVG
00-01	55-16	686	90	175	.514	74	110	.673	78	108	186	26	126-1	18	43	9	254	4.6
02-03	26-0	141	27	50	.540	27	45	.600	18	13	31	4	31-0	6	9	1	81	3.1
TOTAL	81-16	827	117	225	.520	101	155	.652	96	121	217	30	157-1	24	52	10	335	4.1

PLAYOFFS

YEAR	G-GS	MIN	FG	FGA	PCT	FT	FTA	PCT	OR	DR	TOT	A	PF-D	STL	TO	BLK	PTS	AVG
00-01	4-0	52	6	16	.375	1	2	.500	5	9	14	0	15-1	2	3	3	13	3.3

SMITH, CHARLES College: Georgetown '89 No: 31 Pos: G Ht: 6-2 Birthdate: Nov. 29, 1967
Acquired: Signed as a free agent on Dec. 5, 1995.
Departed: Released on Jan. 4, 1996.

YEAR	G-GS	MIN	FG	FGA	PCT	FT	FTA	PCT	OR	DR	TOT	A	PF-D	STL	TO	BLK	PTS	AVG
95-96	8-0	39	3	10	.300	0	2	.000	0	5	5	6	7-0	1	5	0	17	0.8

Three-point FG: 0-3 (.000)

SMITH, CHRIS College: Connecticut '92 No: 3 Pos: G Ht: 6-3 Birthdate: May 17, 1970
Acquired: 1992 NBA Draft (2nd Round/34th overall).
Departed: Unrestricted free agent on July 1, 1995.

YEAR	G-GS	MIN	FG	FGA	PCT	FT	FTA	PCT	OR	DR	TOT	A	PF-D	STL	TO	BLK	PTS	AVG
92-93	80-6	1266	125	289	.433	95	120	.792	32	64	96	196	96-1	48	68	16	347	4.3
93-94	80-16	1617	184	423	.435	95	141	.674	15	107	122	285	131-1	38	101	18	473	5.9
94-95	64-17	1073	116	264	.439	41	63	.651	14	59	73	146	119-0	32	50	22	320	5.0
TOTAL	224-39	3956	425	976	.435	231	324	.713	61	230	291	627	346-2	118	219	56	1140	5.1

Three-point FG: 92-93, 2-14 (.143); 93-94, 10-39 (.256); 94-95, 47-108 (.435). Total, 59-161 (.366)

SMITH, CRAIG College: Boston College '06 No: 5 Pos: F Ht: 6-7 Birthdate: Nov. 10, 1983
Acquired: 2006 NBA Draft (2nd Round/36th overall).
Departed: Traded to the L.A. Clippers with Mark Madsen and Sebastian Telfair for Quentin Richardson on July 20, 2009.

YEAR	G-GS	MIN	FG	FGA	PCT	FT	FTA	PCT	OR	DR	TOT	A	PF-D	STL	TO	BLK	PTS	AVG
06-07	82-5	1537	246	463	.531	116	186	.624	149	267	416	49	223-2	51	74	18	608	7.4
07-08	77-11	1547	297	528	.563	133	200	.665	123	230	353	60	217-0	36	89	17	727	9.4
08-09	74-31	1460	289	514	.562	168	248	.677	98	186	284	79	184-4	31	105	19	746	10.1
TOTAL	233-47	4543	832	1505	.553	417	634	.658	370	683	1053	188	624-6	118	268	54	2081	8.9

Three-point FG: 06-07, 0-6 (.000); 07-08, 0-9 (.000); 08-09, 0-1 (.000). Total, 0-16 (.000)

SMITH, JOE College: Maryland '95 No: 32 Pos: F Ht: 6-10 Birthdate: July 26, 1975
Acquired: Signed as a free agent on Jan. 22, 1999.
Departed: Contract voided by NBA on Oct. 25, 2000.
Acquired: Signed as a free agent on June 30, 2001.
Departed: Traded to Milwaukee with Anthony Peeler for Sam Cassell and Ervin Johnson on June 27, 2003.

YEAR	G-GS	MIN	FG	FGA	PCT	FT	FTA	PCT	OR	DR	TOT	A	PF-D	STL	TO	BLK	PTS	AVG
98-99	43-42	1418	223	522	.427	142	188	.755	154	200	354	68	147-3	32	66	66	588	13.7
99-00	78-9	1975	289	623	.464	195	258	.756	186	298	484	88	302-8	45	119	85	774	9.9
01-02	72-63	1922	297	581	.511	171	206	.830	152	301	453	82	250-2	39	86	59	767	10.7
02-03	11-17	151	328	460	.102	131	179	.111	159	270	38	171-2	14	43	55	404	7.5	
TOTAL	247-135	6432	960	2054	.467	610	783	.779	603	958	1561	276	870-16	130	314	265	2533	10.3

Three-point FG: 98-99, 0-3 (.000); 99-00, 1-1 (.000); 01-02, 2-3 (.667); 02-03, 0-2 (.000). Total, 3-9 (.333)

PLAYOFFS

YEAR	G-GS	MIN	FG	FGA	PCT	FT	FTA	PCT	OR	DR	TOT	A	PF-D	STL	TO	BLK	PTS	AVG
98-99	4-4	120	11	37	.297	8	11	.727	10	16	26	5	15-0	2	5	8	30	7.5
99-00	4-0	79	8	17	.471	2	2	1.000	7	5	12	1	15-0	3	4	1	18	4.5
01-02	3-1	43	3	7	.429	7	8	.875	4	7	11	0	8-0	0	1	1	13	4.3
02-03	5-1	40	4	6	.667	6	6	1.000	0	6	6	0	14-0	1	3	1	14	2.8
TOTAL	16-6	282	26	67	.388	23	27	.852	21	34	55	6	52-0	6	13	11	75	4.7

Three-point FG: 99-00, 0-1 (.000)

SNYDER, KIRK College: Nevada '04 No: 30 Pos: G Ht: 6-6 Birthdate: June 5, 1983
Acquired: From Houston along with a future second-round pick and cash considerations for Gerald Green on Feb. 21, 2008.
Departed: Unrestricted free agent on July 1, 2008.

YEAR	G-GS	MIN	FG	FGA	PCT	FT	FTA	PCT	OR	DR	TOT	A	PF-D	STL	TO	BLK	PTS	AVG
07-08	27-18	680	83	161	.516	58	77	.753	25	89	114	56	49-0	19	48	14	227	8.4

Three-point FG: 3-14 (.214)

SPENCER, FELTON College: Louisville '90 No: 50 Pos: C Ht: 7-0 Birthdate: Jan. 5, 1968
Acquired: 1990 NBA Draft (1st Round/6th overall).
Departed: Traded to Utah for Mike Brown on June 30, 1993.

YEAR	G-GS	MIN	FG	FGA	PCT	FT	FTA	PCT	OR	DR	TOT	A	PF-D	STL	TO	BLK	PTS	AVG
90-91	81-46	2099	195	381	.512	182	252	.722	272	369	641	25	337-14	48	77	121	572	7.1
91-92	61-54	1481	141	331	.426	123	178	.691	167	268	435	53	241-7	27	70	79	405	6.6
92-93	71-48	1296	105	226	.465	83	127	.654	134	190	324	17	243-10	23	70	66	293	4.1
TOTAL	213-148	4876	441	938	.470	388	557	.697	573	827	1400	95	821-31	98	217	266	1270	6.0

Three-point FG: 90-91, 0-1 (.000)

SPREWELL, LATRELL College: Alabama '92 No: 8 Pos: C/F Ht: 6-5 Birthdate: Sept. 8, 1970
Acquired: From New York in a four-team trade that sent Terrell Brandon to Atlanta and Marc Jackson to Philadelphia on July 23, 2003.
Departed: Unrestricted free agent on July 1, 2005.

YEAR	G-GS	MIN	FG	FGA	PCT	FT	FTA	PCT	OR	DR	TOT	A	PF-D	STL	TO	BLK	PTS	AVG
03-04	82-82	3100	518	1266	.409	240	295	.814	56	254	310	286	101-0	88	158	21	1375	16.8
04-05	80-79	2450	398	961	.414	156	188	.830	65	189	254	179	124-0	53	127	21	1021	12.8
TOTAL	162-161	5550	916	2227	.412	396	483	.820	121	443	564	465	225-0	141	285	42	2396	14.8

Three-point FG: 03-04, 99-299 (.331); 04-05, 69-211 (.327). Total 168-510 (.329)

PLAYOFFS

YEAR	G-GS	MIN	FG	FGA	PCT	FT	FTA	PCT	OR	DR	TOT	A	PF-D	STL	TO	BLK	PTS	AVG
03-04	18-16	771	130	309	.421	60	77	.779	11	68	79	72	35-0	29	47	12	357	19.8

Three-point FG: 03-04, 37-96 (.385)

STRICKLAND, ROD College: DePaul '88 No: 1 Pos: G Ht: 6-3 Birthdate: July 11, 1966
Acquired: Signed as a free agent on Oct. 27, 2002.
Departed: Unrestricted free agent on July 1, 2003.

YEAR	G-GS	MIN	FG	FGA	PCT	FT	FTA	PCT	OR	DR	TOT	A	PF-D	STL	TO	BLK	PTS	AVG
02-03	47-8	956	120	278	.432	79	107	.738	20	75	95	215	55-0	46	76	6	320	6.8

Three-point FG: 02-03, 1-11 (.091)

PLAYOFFS

YEAR	G-GS	MIN	FG	FGA	PCT	FT	FTA	PCT	OR	DR	TOT	A	PF-D	STL	TO	BLK	PTS	AVG
02-03	6-0	73	11	21	.524	6	6	1.000	0	6	6	17	5-0	4	8	2	28	4.7

Three-point FG: 02-03, 0-0 (.000)

SCZCERBIAK, WALLY College: Miami (Ohio) '99 No: 10 Pos: F Ht: 6-7 Birthdate: Mar. 5, 1977

Acquired: 1999 NBA Draft (1st Round/6th overall).
Departed: Traded to Boston along with Michael Olowokandi, Dwayne Jones and a future first-round draft pick in exchange for Ricky Davis, Marcus Banks, Justin Reed and two conditional second-round draft picks (2006 and 2008) on Jan. 26, 2006.

YEAR	G-GS	MIN	FG	FGA	PCT	FT	FTA	PCT	OR	DR	TOT	A	PF-D	STL	TO	BLK	PTS	AVG
99-00	73-53	2171	342	669	.511	133	161	.826	89	183	272	201	175-3	58	83	23	845	11.6
00-01	82-82	2856	469	920	.510	181	208	.870	133	314	447	260	226-4	59	138	33	1145	14.0
01-02	82-82	3117	609	1200	.508	226	272	.831	120	271	391	257	188-1	66	181	21	1531	18.7
02-03	52-42	1836	351	729	.481	150	173	.867	53	188	241	136	123-0	44	87	22	913	17.6
03-04	28-0	622	106	236	.449	53	64	.828	24	64	88	33	42-0	12	42	1	285	10.2
04-05	81-37	2558	465	919	.506	260	304	.855	82	221	303	191	178-0	40	132	16	1253	15.5
05-06	40-40	1555	292	590	.495	163	182	.896	36	154	190	112	90-0	21	86	15	805	20.1
TOTAL	438-336	14715	2634	5263	.501	1166	1364	.855	537	1395	1932	1391	1022-8	300	749	131	6777	15.5

Three-point FG: 99-00, 28-78 (.359); 00-01, 26-77 (.338); 01-02, 87-191 (.455); 02-03, 61-145 (.421); 03-04, 20-46 (.435); 04-05, 63-169 (.373); 05-06, 58-143 (.406)

Total, 343-849 (.404)

PLAYOFFS

YEAR	G-GS	MIN	FG	FGA	PCT	FT	FTA	PCT	OR</
------	------	-----	----	-----	-----	----	-----	-----	------



• FORMER PLAYER STATS •

THOMAS, JIM College: Indiana '83 No: 20 Pos: G Ht: 6-2 Birthdate: Oct. 19, 1960
Acquired: Signed as a free agent on Oct. 30, 1990.
Departed: Released on Nov. 10, 1990.

YEAR	G-GS	MIN	FG	FGA	PCT	FT	FTA	PCT	OR	DR	TOT	A	PF-D	STL	TO	BLK	PTS	AVG
90-91	3-0	14	1	4	.250	0	0	.000	0	0	0	1	0-0	1	1	0	2	0.7

THOMAS, JOHN College: Minnesota '97 No: 12 Pos: F Ht: 6-9 Birthdate: Sept. 8, 1975
Acquired: Signed as a free agent on Oct. 4, 2004.
Departed: Released on Nov. 1, 2004.
Acquired: Signed as a free agent on Jan. 10, 2005.
Departed: Unrestricted free agent on July 1, 2005.

YEAR	G-GS	MIN	FG	FGA	PCT	FT	FTA	PCT	OR	DR	TOT	A	PF-D	STL	TO	BLK	PTS	AVG
04-05	44-8	521	42	86	.488	27	46	.587	39	58	97	17	82-1	15	18	13	111	2.5

THORNTON, BOB College: UC Irvine '84 No: 25 Pos: F Ht: 6-10 Birthdate: July 10, 1962
Acquired: From Philadelphia for a 1991 second-round draft pick on Nov. 10, 1990.
Departed: Unrestricted free agent on July 1, 1991.

YEAR	G-GS	MIN	FG	FGA	PCT	FT	FTA	PCT	OR	DR	TOT	A	PF-D	STL	TO	BLK	PTS	AVG
90-91	12-1	110	4	13	.308	8	10	.800	1	14	15	1	18-0	0	9	3	16	1.3

TOLLIVER, ANTHONY College: Creighton '07 No: 44 Pos: F Ht: 6-8 Birthdate: June 1, 1985
Acquired: Signed as a free agent on August 9, 2010.
Departed: Unrestricted free agent on July 1, 2012.

YEAR	G-GS	MIN	FG	FGA	PCT	FT	FTA	PCT	OR	DR	TOT	A	PF-D	STL	TO	BLK	PTS	AVG
10-11	65-4	1362	141	313	.450	105	131	.802	92	203	295	82	145-1	28	49	28	434	6.7
11-12	51-0	882	71	182	.390	41	55	.745	50	103	153	22	86-1	18	35	19	208	4.1
TOTAL	116-4	2224	212	495	.428	146	186	.785	142	306	448	104	231-2	46	84	47	642	5.5

Three-point FG: 10-11, 47-115 (.409); 11-12, 25-101 (.248). Total, 72-216 (.333)

TRENT, GARY College: Ohio '95 No: 20 Pos: F Ht: 6-8 Birthdate: Sept. 22, 1974
Acquired: Signed as a free agent on Oct. 2, 2001.
Departed: Unrestricted free agent on July 1, 2004.

YEAR	G-GS	MIN	FG	FGA	PCT	FT	FTA	PCT	OR	DR	TOT	A	PF-D	STL	TO	BLK	PTS	AVG
01-02	64-10	1140	193	381	.507	92	144	.639	104	166	270	60	160-0	21	58	27	478	7.5
02-03	80-22	1221	208	389	.535	60	101	.594	106	185	291	77	142-0	32	59	23	476	6.0
03-04	68-2	1025	155	328	.473	69	91	.758	83	133	216	49	129-2	12	54	17	379	5.6
TOTAL	212-34	3386	556	1098	.506	221	336	.658	293	484	777	186	431-2	65	171	67	1333	6.3

Three-point FG: 01-02, 0-2 (.000); 02-03, 0-2 (.000); 03-04, 0-6 (.000). Total, 0-10 (.000)

YEAR	G-GS	MIN	FG	FGA	PCT	FT	FTA	PCT	OR	DR	TOT	A	PF-D	STL	TO	BLK	PTS	AVG
01-02	3-0	48	8	16	.500	3	6	.500	5	4	9	1	8-0	0	3	0	19	6.3
02-03	6-0	42	5	14	.357	4	6	.667	4	3	7	1	6-0	1	4	0	14	2.3
03-04	13-0	70	8	25	.320	5	8	.625	6	6	12	2	11-0	0	3	0	21	1.6
TOTAL	22-0	160	21	55	.382	12	20	.600	15	13	28	4	25-0	1	10	0	54	2.5

Three-point FG: 03-04, 0-2 (.000)

TSKITISHVILI, NIKOLOZ College: Georgia (Europe) No: 17 Pos: F Ht: 7-0 Birthdate: April 14, 1983
Acquired: Signed as a free agent on Aug. 9, 2005.
Departed: Traded to Phoenix for a 2006 second-round draft pick on Jan. 26, 2006.

YEAR	G-GS	MIN	FG	FGA	PCT	FT	FTA	PCT	OR	DR	TOT	A	PF-D	STL	TO	BLK	PTS	AVG
05-06	5-0	13	1	4	.250	1	2	.500	0	2	2	0	0-0	0	2	0	3	0.6

TUCKER, ALANDO College: Wisconsin '07 No: 29 Pos: F Ht: 6-6 Birthdate: Feb. 11, 1984
Acquired: From Phoenix with a future second-round pick and cash considerations for Jason Hart on Dec. 29, 2009.
Departed: Waived on March 22, 2010.

YEAR	G-GS	MIN	FG	FGA	PCT	FT	FTA	PCT	OR	DR	TOT	A	PF-D	STL	TO	BLK	PTS	AVG
09-10	4-0	25	4	9	.444	0	0	---	1	2	3	1	1-0	0	1	0	8	2.0

VETRA, GUNDARS College: Latvia '92 No: 2 Pos: G/F Ht: 6-6 Birthdate: May 22, 1967
Acquired: Signed as a free agent on July 2, 1992.
Departed: Unrestricted free agent on July 1, 1993.

YEAR	G-GS	MIN	FG	FGA	PCT	FT	FTA	PCT	OR	DR	TOT	A	PF-D	STL	TO	BLK	PTS	AVG
92-93	13-0	89	19	40	.475	4	6	.667	4	4	8	6	12-0	2	2	0	45	3.5

Three-point FG: 3-3 (1.000)

VRANKOVIC, STOJKO College: Croatia No: 11 Pos: C Ht: 7-2 Birthdate: Jan. 22, 1964
Acquired: Signed as a free agent on Sept. 6, 1996.
Departed: Traded to L.A. Clippers for Stanley Roberts on June 25, 1997.

YEAR	G-GS	MIN	FG	FGA	PCT	FT	FTA	PCT	OR	DR	TOT	A	PF-D	STL	TO	BLK	PTS	AVG
96-97	53-35	766	78	139	.561	25	37	.676	57	111	168	14	121-0	10	52	67	181	3.4

PLAYOFFS

YEAR	G-GS	MIN	FG	FGA	PCT	FT	FTA	PCT	OR	DR	TOT	A	PF-D	STL	TO	BLK	PTS	AVG
96-97	1-0	6	0	2	.000	0	0	---	0	0	1	3	0-0	0	0	0	0	0.0

WALKER, ANTOINE College: Kentucky '96 No: 24 Pos: F Ht: 6-9 Birthdate: Aug. 12, 1976
Acquired: From Miami with Michael Doleac, Wayne Simien, a future first-round draft pick and cash considerations for Mark Blount and Ricky Davis on Oct. 24, 2007.
Departed: Traded to Memphis with Greg Buckner, Marko Jaric and the draft rights to O.J. Mayo for Brian Cardinal, Jason Collins, Mike Miller and the draft rights to Kevin Love on June 26, 2008.

YEAR	G-GS	MIN	FG	FGA	PCT	FT	FTA	PCT	OR	DR	TOT	A	PF-D	STL	TO	BLK	PTS	AVG
07-08	46-1	892	136	375	.363	35	66	.530	56	112	168	45	80-0	33	46	8	368	8.0

Three-point FG: 61-188 (.324)

WEBB, SPUD College: North Carolina State '85 No: 4 Pos: G Ht: 5-7 Birthdate: July 13, 1963
Acquired: From Atlanta with Andrew Lang for Christian Laettner and Sean Rooks on Feb. 22, 1996.
Departed: Unrestricted free agent July 11, 1996

YEAR	G-GS	MIN	FG	FGA	PCT	FT	FTA	PCT	OR	DR	TOT	A	PF-D	STL	TO	BLK	PTS	AVG
95-96	26-21	645	82	208	.394	51	58	.879	7	33	40	154	41-0	25	59	5	244	9.4

Three-point FG: 29-72 (.403)

WEBSTER, MARTELL High School: Seattle Prep HS (Seattle, WA) No: 5 Pos: G/F Ht: 6-7 Birthdate: Dec. 4, 1986
Acquired: From Portland in exchange for the draft rights to Luke Babbitt and Ryan Gomes on June 24, 2010.
Departed: Waived on July 13, 2012.

YEAR	G-GS	MIN	FG	FGA	PCT	FT	FTA	PCT	OR	DR	TOT	A	PF-D	STL	TO	BLK	PTS	AVG
10-11	46-1	1094	152	340	.447	94	122	.770	36	111	147	53	101	28	58	9	453	9.8
11-12	47-26	1140	115	272	.423	57	72	.792	42	126	168	40	86	31	46	17	324	6.9
TOTAL	93-27	2234	267	612	.436	151	194	.778	78	237	315	93	187	59	104	26	777	8.4

Three-point FG: 10-11, 55-132 (.417); 11-12, 37-109 (.339). Total, 92-241 (.382)

WEST, DOUG College: Villanova '89 No: 5 Pos: G/F Ht: 6-6 Birthdate: May 27, 1967
Acquired: 1989 NBA Draft (2nd Round/38th overall).
Departed: Traded to Vancouver for Anthony Peeler on Feb. 18, 1998.

YEAR	G-GS	MIN	FG	FGA	PCT	FT	FTA	PCT	OR	DR	TOT	A	PF-D	STL	TO	BLK	PTS	AVG
89-90	52-0	378	53	135	.393	26	32	.813	24	46	70	18	61-0	10	31	6	135	2.6
90-91	75-1	824	118	246	.480	58	84	.690	56	80	136	48	115-0	35	41	23	294	3.9
91-92	80-72	2540	463	894	.518	186	231	.805	107	150	257	281	239-1	66	120	26	1116	14.0
92-93	80-80	3104	646	1249	.517	249	296	.841	89	158	247	235	279-1	85	165	21	1543	19.3
93-94	72-61	2182	434	891	.487	187	231	.810	61	170	231	172	236-3	65	137	24	1056	14.7
94-95	71-65	2328	351	762	.461	206	246	.837	60	167	227	185	250-4	65	126	24	919	12.9
95-96	73-16	1639	175	393	.445	114	144	.792	48	113	161	119	228-2	30	81	17	465	6.4
96-97	68-66	1920	226	484	.467	64	94	.681	37	111	148	113	218-3	61	66	24	531	7.8
97-98	38-10	688	64	171	.374	29	40	.725	23	59	82	45	97-1	11	21	5	157	4.1
TOTAL	609-371	15603	2530	5225	.484	1119	1398	.800	505	1417	1922	1216	1723-15	428	788	170	6216	10.2

Three-point FG: 89-90, 3-11 (.273); 90-91, 0-1 (.000); 91-92, 4-23 (.174); 92-93, 2-23 (.087); 93-94, 1-8 (.125); 94-95, 11-61 (.180); 95-96, 1-13 (.077); 96-97, 15-45 (.333); 97-98, 0-2 (.000). Total, 37-187 (.198)

YEAR	G-GS	MIN	FG	FGA	PCT	FT	FTA	PCT	OR	DR	TOT	A	PF-D	STL	TO	BLK	PTS	AVG
96-97	3-3	87	12	22	.545	9	9	1.000	0	4	4	6	11-0	2	1	1	33	11.0

Three-point FG: 0-2 (.000)

WHEAT, DEJUAN College: Louisville '97 No: 32 Pos: G Ht: 6-0 Birthdate: Oct. 14, 1973
Acquired: Signed as a free agent on Oct. 23, 1997.
Departed: Unrestricted free agent on July 1, 1998.

YEAR	G-GS	MIN	FG	FGA	PCT	FT	FTA	PCT	OR	DR	TOT	A	PF-D	STL	TO	BLK	PTS	AVG
97-98	34-0	150	20	50	.400	9	15	.600	3	8	11	25	12-0	6	9	1	57	1.7

Three-point FG: 8-17 (.471)

PLAYOFFS

YEAR	G-GS	MIN	FG	FGA	PCT	FT	FTA	PCT	OR	DR	TOT	A	PF-D	STL	TO	BLK	PTS	AVG
97-98	1-0	3	1	2	.500	0	0	---	0	1	1	0	0-0	1	0	0	2	2.0

WILKINS, DAMIEN College: Georgia '04 No: 3 Pos: F Ht: 6-6 Birthdate: Jan. 11, 1980
Acquired: From Oklahoma City with Chucky Atkins for Etan Thomas and two future second-round picks on July 27, 2009.
Departed: Unrestricted free agent on July 1, 2010.

YEAR	G-GS	MIN	FG	FGA	PCT	FT	FTA	PCT	OR	DR	TOT	A	PF-D	STL	TO	BLK	PTS	AVG
09-10	80-31	1585	165	381	.433	103	129	.798	72	177	249	135	144-0	66	76	25	451	5.6

Three-point FG: 18-61 (.295)



• FORMER PLAYER STATS •

WILKS, MIKE

College: Rice '02

No: 29

Pos: G

Ht: 5-10

Birthdate: May 7, 1979

Acquired: Signed as a free agent on Feb. 12, 2003.

Departed: Qualifying offer rescinded on Sept. 2, 2003.

YEAR	G-GS	MIN	FG	FGA	PCT	FT	FTA	PCT	OR	DR	TOT	A	PF-D	STL	TO	BLK	PTS	AVG
02-03	31-0	324	21	67	.313	16	18	.889	11	19	30	50	31-0	11	12	3	62	2.0

Three-point FG: 02-03, 4-18 (.222)

PLAYOFFS

YEAR	G-GS	MIN	FG	FGA	PCT	FT	FTA	PCT	OR	DR	TOT	A	PF-D	STL	TO	BLK	PTS	AVG
02-03	4-0	7	1	2	.500	0	0	---	0	0	0	0	3-0	0	0	0	3	0.8

Three-point FG: 1-1 (1.000)

WILLIAMS, COREY

College: Oklahoma State '92

No: 12

Pos: G

Ht: 6-2

Birthdate: April 24, 1970

Acquired: Signed as a free agent on Feb. 21, 1994.

Departed: Released on Feb. 28, 1994.

YEAR	G-GS	MIN	FG	FGA	PCT	FT	FTA	PCT	OR	DR	TOT	A	PF-D	STL	TO	BLK	PTS	AVG
93-94	4-0	46	5	13	.385	1	1	1.000	1	5	6	6	6-0	2	2	0	11	2.8

Three-point FG: 0-1 (.000)

WILLIAMS, MICHAEL

College: Baylor '88

No: 24/4

Pos: G

Ht: 6-2

Birthdate: July 23, 1966

Acquired: From Indiana with Chuck Person for Sam Mitchell and Pooh Richardson on Sept. 8, 1992.

Departed: Traded to Toronto for the rights to Zeljko Rebraca and a future first-round pick on Jan. 21, 1999.

YEAR	G-GS	MIN	FG	FGA	PCT	FT	FTA	PCT	OR	DR	TOT	A	PF-D	STL	TO	BLK	PTS	AVG
92-93	76-76	2661	353	791	.446	419	462	.907	84	189	273	661	268-7	118	227	23	1151	15.1
93-94	71-66	2206	314	687	.457	333	397	.839	67	154	221	512	193-3	193	203	24	971	13.7
94-95	1-1	28	1	4	.250	4	5	.800	0	1	1	3	3-0	3	3	0	6	6.0
95-96	9-7	189	13	40	.325	28	33	.848	3	20	23	31	37-0	5	23	3	55	6.1
96-97	Did not play - injured																	
97-98	25-0	161	16	48	.333	32	33	.970	2	12	14	32	24-0	9	16	2	64	2.6
TOTAL	182-150	5245	697	1570	.444	816	930	.877	156	376	532	1239	525-10	328	452	52	2247	12.3

Three-point FG: 92-93, 26-107 (.243); 93-94, 10-45 (.222); 95-96, 1-3 (.333); 97-98, 0-4 (.000). Total, 37-159 (.233)

PLAYOFFS

YEAR	G-GS	MIN	FG	FGA	PCT	FT	FTA	PCT	OR	DR	TOT	A	PF-D	STL	TO	BLK	PTS	AVG
97-98	4-0	58	6	15	.400	7	9	.778	2	7	9	11	14-0	3	3	1	20	5.0

Three-point FG: 1-2 (.500)

WILLIAMS, SHELDEN

College: Duke '06

No: 23

Pos: F

Ht: 6-9

Birthdate: Oct. 21, 1983

Acquired: From Sacramento with Bobby Brown for Calvin Booth and Rashad McCants on Feb. 19, 2009.

Departed: Unrestricted free agent on July 1, 2009.

YEAR	G-GS	MIN	FG	FGA	PCT	FT	FTA	PCT	OR	DR	TOT	A	PF-D	STL	TO	BLK	PTS	AVG
08-09	15-0	207	30	68	.441	14	21	.667	24	51	75	4	28-0	10	8	8	74	4.9

WINTER, TREVOR

College: Minnesota '97

No: 50

Pos: C

Ht: 7-0

Birthdate: Jan. 7, 1974

Acquired: Signed as a free agent on Jan. 3, 1999.

Departed: Released on May 4, 1999.

YEAR	G-GS	MIN	FG	FGA	PCT	FT	FTA	PCT	OR	DR	TOT	A	PF-D	STL	TO	BLK	PTS	AVG
98-99	1-0	5	0	0	---	0	0	---	1	2	3	0	5-0	0	0	0	0	0.0

WOODS, LOREN

College: Arizona '01

No: 3

Pos: C

Ht: 7-1

Birthdate: June 21, 1978

Acquired: 2001 NBA Draft (2nd Round/46th overall).

Departed: Unrestricted free agent on July 1, 2003.

YEAR	G-GS	MIN	FG	FGA	PCT	FT	FTA	PCT	OR	DR	TOT	A	PF-D	STL	TO	BLK	PTS	AVG
01-02	60-0	516	33	96	.344	44	60	.733	46	76	122	22	60-0	17	36	34	110	1.8
02-03	38-11	353	29	76	.382	21	27	.778	27	68	95	19	37-0	10	23	13	80	2.1
TOTAL	98-11	869	62	172	.360	65	87	.747	73	144	217	41	97-0	27	59	47	190	1.9

Three-point FG: 01-02, 0-2 (.000); 02-03, 1-5 (.200). Total, 1-7 (.143)

PLAYOFFS

YEAR	G-GS	MIN	FG	FGA	PCT	FT	FTA	PCT	OR	DR	TOT	A	PF-D	STL	TO	BLK	PTS	AVG
02-03	2-0	2	1	3	.333	0	0	---	1	0	1	0	0-0	0	0	0	1	1.0

WRIGHT, BRACEY

College: Indiana '05

No: 6

Pos: G

Ht: 6-3

Birthdate: July 1, 1984

Acquired: 2005 NBA Draft (2nd Round/47th overall).

Departed: Unrestricted free agent on July 1, 2007.

YEAR	G-GS	MIN	FG	FGA	PCT	FT	FTA	PCT	OR	DR	TOT	A	PF-D	STL	TO	BLK	PTS	AVG
05-06	7-0	135	21	51	.412	14	16	.875	3	15	18	5	8-0	1	8	0	62	8.9
06-07	19-0	190	24	60	.400	13	18	.722	7	14	21	15	6-0	9	6	1	67	3.5
TOTAL	26-0	325	45	111	.405	27	34	.794	10	29	39	20	14	10	14	1	129	5.0

Three-point FG: 01-02, 0-2 (.000); 02-03, 1-5 (.200). Total, 1-7 (.143)

• ALL-TIME JERSEY NUMBERS •

(includes Wolves who have appeared in a regular-season game through 2011-12)

1

Adrian Branch
Scott Brooks
Anthony Peeler
Maurice Evans
Rod Strickland
Rashad McCants
Bobby Brown
Ryan Hollins
Sundiata Gaines

2

Brad Sellers
Gundars Vetra
Askia Jones
Malik Sealy

3

Scott Roth
Chris Smith
Stephon Marbury
Dennis Scott
LaPhonso Ellis
Loren Woods
Oliver Miller
Marcus Banks
Sebastian Telfair
Damien Wilkins
Malcolm Lee

4

Tod Murphy
Gerald Glass
Brad Sellers
Michael Williams
Spud Webb
Chauncey Billups
Keith McCleod
Randy Foye
Oleksiy Pecherov
Wes Johnson

5

Doug West
Will Avery
Anthony Goldwire
Craig Smith
Martell Webster

6

Bracey Wright
Jason Hart

7

Stanley Jackson
Mark Davis
Terrell Brandon
Anthony Carter
Greg Buckner
Ramon Sessions
Derrick Williams

8

Rasho Nesterovic
Latrell Sprewell
Ryan Gomes
Michael Beasley

9

Tod Murphy
Sam Jacobson
Kendall Gill
Justin Reed
Ricky Rubio

10

Howard Easley
Shane Heal
Wally Szczerbiak
Rodney Carney
Jonny Flynn

11

Stojko Vrankovic
Brian Evans
Todd Day
Sasha Pavlovic
Jose Juan Barea

12

Corey Williams
John Thomas
Ronald Dupree
Kevin Ollie

13

Luc Longley
Felipe Lopez
Mike James
Luke Ridnour

14

Robert Pack
Brian Cardinal
Nikola Pekovic

15

Donald Royal
Darrick Martin
Bill Curley
Gerald Green
Nathan Jawai
Maurice Ager
Anthony Randolph

16

Troy Hudson

17

Charles Shackleford
Nikoloz Tskitishvili

19

Tony Campbell
Sam Cassell
Wayne Ellington

20

Jim Thomas
Tom Hammonds
Gary Trent

21

Lance Blanks
Stacey King
Kevin Garnett

22

Gerald Glass
Tom Garrick
Winston Garland
Dean Garrett
Clifford Rozier
Corey Brewer

23

Tyrone Corbin
Brian Davis
Trenton Hassell
Shelden Williams

24

Pooh Richardson
Michael Williams
Tom Gugliotta
Bobby Jackson
Quincy Lewis
Richie Frahm
Antoine Walker

25

Bob Thornton
Marlon Maxey
Marc Jackson
Al Jefferson

26

James Robinson

28

Andrew Lang

29

Mike Wilks
Alando Tucker

30

Bob McCann
Tellis Frank

Pat Durham
Terry Porter
Mark Blount
Kirk Snyder

31

Charles Smith
Reggie Jordan
Ricky Davis
Darko Milicic

32

Tellis Frank
Christian Laettner
DeJuan Wheat
Joe Smith
Fred Hoiberg
Chris Richard
Lazar Hayward

33

Steve Johnson
Richard Coffey
Marques Bragg
Andrae Patterson
Mike Miller

34

Myron Brown
Isaiah Rider
Michael Olowokandi
Jason Collins

35

Sidney Lowe
Reggie Slater
Mark Madsen

36

Igor Rakocevic

40

Mike Brown
Eric Riley
Paul Grant
Ervin Johnson

41

Thurl Bailey
Eddie Griffin
Kosta Koufos

42

Sam Mitchell
Donyell Marshall
Theo Ratliff
Kevin Love

43

Chris Carr

44

Greg Foster
Cherokee Parks
Anthony Peeler
Ndudi Ebi
Anthony Tolliver

45

Randy Brewer
Chuck Person
Sean Rooks
Andrae Patterson

50

Felton Spencer
Trevor Winter

51

Andres Gilebert
Michael Doleac

52

Gary Leonard
Dan Godfred
Mark Randall
Calvin Booth
Brad Miller

53

Jerome Allen
Stanley Roberts

54

Brad Lohaus

55

Marko Jaric

• RETIRED NUMBERS •

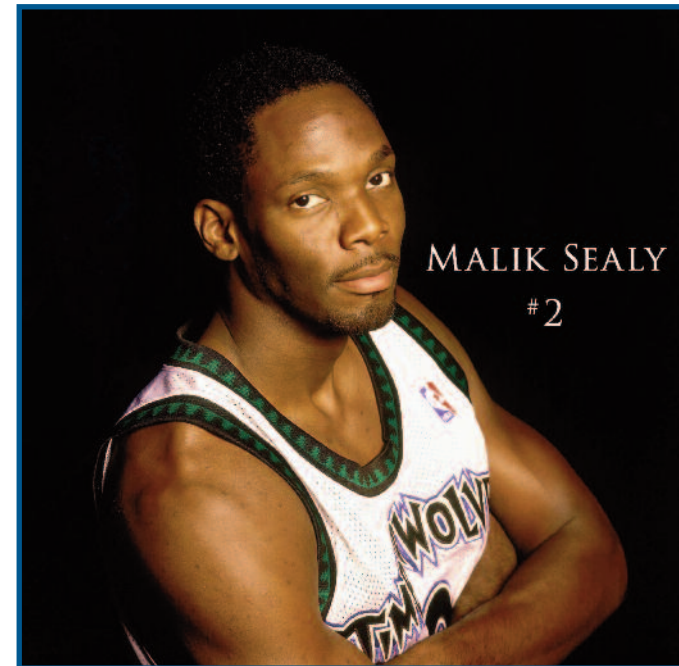
Malik Sealy was tragically killed in an automobile accident on May 20, 2000, cutting short the life of a young man beloved in the Twin Cities and across the country for far more than his on-court skills.

A true professional in every sense of the word, Sealy was actively involved in a wide variety of charitable organizations, including serving on the boards of Wheelchair Charities, Inc., and the Bronx Police Athletic League. He was a regular visitor to the Ronald McDonald House in Minneapolis and took on an active role in various school programs. He also ran basketball clinics in conjunction with the Refugee Project at the Camp Hill Summer Program in North Carolina.

A self-described "Renaissance Man," Sealy was much more than a basketball player. He started a men's accessories company, Malik Sealy XXI, Inc., designing and selling neckties. He also opened Baseline Recording Studios in Manhattan in the Spring of 2000 and enjoyed acting, having a significant role in the movie "Eddie" as well as making guest appearances on television's "The Sentinel" and "Diagnosis Murder."

A member of the Minnesota Timberwolves during the 1998-99 and 1999-00 seasons, Sealy's last season with the Wolves was perhaps the finest of his eight-year NBA career. He played in all 82 games, the last 60 as a starter, averaging 11.3 points per game and helping the Timberwolves to their first 50-win season. The photo of Sealy lying on his back after hitting a three at the buzzer to beat Indiana on Jan. 17, 2000 remains one of the most iconic images in Timberwolves history.

Prior to the Wolves home opener vs. Sacramento on Nov. 4, 2000, the Timberwolves raised Sealy's No. 2 jersey to the rafters in memory of a great person, player and teammate. It remains the only retired jersey in Timberwolves history.



• ALL-TIME COLLEGE ROSTER •

(includes Wolves who have appeared in a regular-season game through 2011-12)

Alabama

James Robinson
Latrell Sprewell

Alabama-Birmingham

Stanley Jackson

Arizona

Derrick Williams
Sean Rooks
Loren Woods

Arkansas

Todd Day
Andrew Lang
Oliver Miller

Auburn

Chuck Person

Austin Peay

Trenton Hassell

Baylor

Michael Williams

Boston College

Bill Curley
Howard Easley
Craig Smith

Bowling Green

Keith McLeod

Cal State-Fullerton

Bobby Brown

Clemson

Greg Buckner

Colorado

Chauncey Billups

Colorado State

Pat Durham

Connecticut

Donyell Marshall
Kevin Ollie
Chris Smith

Creighton

Anthony Tolliver

DePaul

Tyrone Corbin
Rod Strickland

Duke

Will Avery
Brian Davis
Christian Laettner
Cherokee Parks
Shelden Williams

Duquesne

Mike James

Evansville

Dan Godfread

Florida

Corey Brewer
Mike Miller
Chris Richard

Florida State

Sam Cassell

Georgetown

Charles Smith

George Washington

Mike Brown

Georgia

Sundiata Gaines
Damien Wilkins

Georgia Tech

Tom Hammonds
Stephon Marbury
Dennis Scott

Gonzaga

Richie Frahm

Hawaii

Anthony Carter

Houston

Anthony Goldwire

Illinois

Kendall Gill

Indiana

Brian Evans
Dean Garrett
Andrae Patterson
Jim Thomas
Bracey Wright

Iowa

Ricky Davis
Brad Lohaus

Iowa State

Fred Hoiberg

Kansas

Mark Randall

Kansas State

Michael Beasley
Askia Jones

Kentucky

Louisiana State

Ronald Dupree
Anthony Randolph
Stanley Roberts

Louisville

Clifford Rozier
Felton Spencer
DeJuan Wheat

Marquette

Lazar Hayward

Maryland

Adrian Branch
Joe Smith

Memphis

Rodney Carney

Mercer

Sam Mitchell

Miami (OH)

Wally Szczerbiak

Michigan

Eric Riley

Michigan State

Maurice Ager

Minnesota

Randy Breuer
Richard Coffey
Bobby Jackson
Sam Jacobson
Quincy Lewis
John Thomas
Trevor Winter

Mississippi

Gerald Glass
Justin Reed

Missouri

Gary Leonard
Anthony Peeler

Morehead State

Bob McCann

Nevada

Ramon Sessions
Kirk Snyder

UNLV

Marcus Banks
Isaiah Rider

New Mexico

Luc Longley

New Mexico State

Reggie Jordan

New Orleans

Ervin Johnson

North Carolina

Wayne Ellington
Rashad McCants

North Carolina State

Thurl Bailey
Tom Gugliotta
Sidney Lowe
Charles Shackelford
Spud Webb

Northeastern

Jose Juan Barea

Notre Dame

LaPhonso Ellis
Donald Royal

Ohio

Gary Trent

Ohio State

Tony Campbell
Kosta Koufos
Brad Sellers

Oklahoma

Stacey King

Oklahoma State

Corey Williams

Oregon

Terrell Brandon
Luke Ridnour

Oregon State

Steve Johnson

Pacific

Michael Olowokandi

Penn State

Calvin Booth

Pennsylvania

Jerome Allen

Pittsburgh

Mark Blount

Providence

Marques Bragg
Ryan Gomes

Purdue

Brad Miller

Brian Cardinal

Rhode Island

Tom Garrick

Rice

Mike Wilks

Seton Hall

Eddie Griffin

Slippery Rock

Myron Brown

Southern California

Robert Pack

Southern Illinois

Chris Carr
Troy Hudson

SW Missouri State

Winston Garland

St. John's

Felipe Lopez
Malik Sealy

Stanford

Jason Collins
Mark Madsen

Syracuse

Jonny Flynn
Jason Hart
Wes Johnson

Temple

Marc Jackson

Texas

Lance Blanks
Maurice Evans

Texas-El Paso

Greg Foster
Marlon Maxey

Texas Tech

Mark Davis

UC-Irvine

Scott Brooks
Tod Murphy
Bob Thornton

UCLA

Malcolm Lee
Ryan Hollins
Kevin Love
Darrick Martin
Pooh Richardson

Utah

Michael Doleac

Villanova

Randy Foye
Doug West

Western Kentucky

Frank Tellis

Wisconsin

Paul Grant
Scott Roth
Alando Tucker

Wisconsin-Steven's Point

Terry Porter

Wyoming

Theo Ratliff
Reggie Slater

No College

Ndudi Ebi
Kevin Garnett
Gerald Green
Andres Guibert
Shane Heal
Marko Jaric
Nathan Jawai
Al Jefferson
Darko Milicic
Rasho Nesterovic
Sasha Pavlovic
Oleksiy Pecherov
Nikola Pekovic
Igor Rakocevic
Ricky Rubio
Sebastian Telfair
Nikoloz Tskitshvili
Gundars Vetra
Stojko Vrankovic
Martell Webster

• WOLVES DRAFTS •

1989 DRAFT

Jerome "Pooh" Richardson, UCLA
(1st round - 10th overall)

Gary Leonard, Missouri
(2nd round - 34th overall)

Doug West, Villanova
(2nd round - 38th overall)

1990 DRAFT

Felton Spencer, Louisville
(1st round - 6th overall)

Gerald Glass, Mississippi
(1st round - 20th overall)

1991 DRAFT

Luc Longley, New Mexico
(1st round - 7th overall)

Myron Brown, Slippery Rock
(2nd round - 34th overall)

1992 DRAFT

Christian Laettner, Duke
(1st round - 3rd overall)

Marlon Maxey, Texas-El Paso
(2nd round - 28th overall)

Chris Smith, Connecticut
(2nd round - 34th overall)

Tim Burroughs, Jacksonville
(2nd round - 51st overall)

1993 DRAFT

Isaiah Rider, Nevada-Las Vegas
(1st round - 5th overall)

Sherron Mills, Va. Commonwealth
(2nd round - 29th overall)

1994 DRAFT

Donyell Marshall, Connecticut
(1st round - 4th overall)

Howard Easley, Boston College
(2nd round - 30th overall)

1995 DRAFT

Kevin Garnett, Farragut Academy HS
(1st round - 5th overall)

Mark Davis, Texas Tech
(2nd round - 48th overall)

Jerome Allen, Pennsylvania
(2nd round - 49th overall)

1996 DRAFT

Ray Allen, Connecticut
(1st round - 5th overall)

1997 DRAFT

Paul Grant, Wisconsin
(1st round - 20th overall)

Gordon Malone, West Virginia
(2nd round - 44th overall)

1998 DRAFT

Rasho Nesterovic, Kinder Bologna
(1st round - 17th overall)

Andrae Patterson, Indiana
(2nd round - 46th overall)

1999 DRAFT

Wally Szczerbiak, Miami of Ohio
(1st round - 6th overall)

William Avery, Duke
(1st round - 14th overall)

Louis Bullock Jr., Michigan
(2nd round - 42nd overall)

2000 DRAFT

Igor Rakocevic, Red Star Belgrade
(2nd round - 51st overall)

2001 DRAFT

Loren Woods, Arizona
(2nd round - 46th overall)

2002 DRAFT

Marcus Taylor, Michigan State
(2nd round - 52nd overall)

2003 DRAFT

Ndudi Ebi, Westbury Christian HS
(1st round - 26th overall)

Rick Rickert, Minnesota
(2nd round - 55th overall)

2004 DRAFT

Blake Stepp, Gonzaga
(2nd round - 58th overall)

2005 DRAFT

Rashad McCants, North Carolina
(1st round - 14th overall)

Bracey Wright, Indiana
(2nd round - 47th overall)

2006 DRAFT

Brandon Roy, Washington
(1st round - 6th overall)
Craig Smith, Boston College
(2nd round - 36th overall)

Bobby Jones, Washington
(2nd round - 37th overall)

Loukas Mavrokefalidis, Greece
(2nd round - 57th overall)

2007 DRAFT

Corey Brewer, Florida
(1st round - 7th overall)

Chris Richard, Florida
(2nd round - 41st overall)

2008 DRAFT

O.J. Mayo, USC
(1st round - 3rd overall)

Nikola Pekovic, Montenegro
(2nd round - 31st overall)

Mario Chalmers, Kansas
(2nd round - 34th overall)

2009 DRAFT

Ricky Rubio, Spain
(1st round - 5th overall)

Jonny Flynn, Syracuse
(1st round - 6th overall)

Ty Lawson, North Carolina
(1st round - 18th overall)

Wayne Ellington, North Carolina
(1st round - 18th overall)

Nick Calathes, Florida

(2nd round - 45th overall)

Henk Norel, Netherlands
(2nd round - 47th overall)

2010 DRAFT

Wesley Johnson, Syracuse
(1st round - 4th overall)

Luke Babbitt, Nevada
(1st round - 6th overall)

Trevor Booker, Clemson
(1st round - 23th overall)

Paulo Prestes, Brazil
(2nd round - 45th overall)

Hamady Ndiaye, Rutgers
(2nd round - 56th overall)

2011 DRAFT

Derrick Williams, Arizona
(1st round - 2nd overall)

Donatas Motiejunas, Lithuania
(1st round - 20th overall)

2012 DRAFT

Robbie Hummel, Purdue
(2nd round - 58th overall)



• WOLVES TRANSACTIONS •

The following transactions occurred on these dates in the history of the Minnesota Timberwolves:

1988

- JULY 21** Named **Billy McKinney** director of player personnel.
AUG. 23 Named **Bill Musselman** head coach.

1989

- JUNE 12** Lost NBA Expansion coin flip with the Orlando Magic in Los Angeles. The Magic elected to take the first selection in the 1989 NBA Expansion Draft, giving the Timberwolves the 10th pick overall in the 1989 NBA College Draft.
JUNE 15 Acquired the Milwaukee Bucks' second-round selection (34th overall) in the 1989 NBA College Draft for agreeing to select **Mark Davis** in the 1989 NBA Expansion Draft. Selected 11 players in the 1989 NBA Expansion Draft: **Rick Mahorn**, 6-10 forward from Detroit Pistons; **Tyrone Corbin**, 6-6 forward from Phoenix Suns; **Steve Johnson**, 6-10 center from Portland Trail Blazers; **Brad Lohaus**, 7-0 forward from Sacramento Kings; **David Rivers**, 6-0 guard from Los Angeles Lakers; **Mark Davis**, 6-5 guard from Milwaukee Bucks; **Scott Roth**, 6-8 forward from San Antonio Spurs; **Shelton Jones**, 6-9 forward from Philadelphia 76ers; **Eric White**, 6-8 forward from Los Angeles Clippers; **Maurice Martin**, 6-6 guard from Denver Nuggets; **Gunther Behnke**, 7-4 center from Cleveland Cavaliers.



- JUNE 27** Selected UCLA guard **Jerome "Pooh" Richardson** with the 10th pick in the first round of the 1989 NBA College Draft. The Wolves also selected Missouri center **Gary Leonard** (second round, 34th overall) and Villanova guard/forward **Doug West**

- (second round, 38th overall).
JULY 26 Signed free agent forward **Sam Mitchell** to a two-year contract.
AUG. 3 Signed restricted free agent guard **Sidney Lowe** to a two-year contract.
AUG. 16 Signed free agent forward **Tod Murphy** to a two-year contract.
AUG. 21 Signed second-round draft pick center **Gary Leonard** to a three-year contract. Named **Tom Thibodeau** assistant coach.
AUG. 31 Signed first-round draft pick guard **Pooh Richardson** to a four-year contract and second-round draft pick guard **Doug West** to a three-year contract.
SEPT. 12 Signed free agent guard **Conner Henry** and free-agent forward **Donald Royal** to contracts.
SEPT. 13 Signed free agent guard **Tony Campbell** to a four-year contract.
SEPT. 18 Named **Bob Zuffelato** assistant coach.
OCT. 6 Placed hold-out center **Steve Johnson** on the suspended list.
OCT. 20 Signed free agent guard/forward **Adrian Branch** to a two-year contract.
OCT. 27 Traded forward **Rick Mahorn** to the Philadelphia 76ers for 1990 first- and second-round draft picks, a 1991 second-round draft pick and a conditional 1992 second-round pick.
DEC. 13 Activated center **Steve Johnson** and placed forward **Scott Roth** (broken nose) on the injured list.
DEC. 23 Activated forward **Scott Roth** from the injured list and waived guard/forward **Adrian Branch**.

1990

- JAN. 4** Traded forward **Brad Lohaus** to the Milwaukee Bucks for center **Randy Breuer** and a conditional one-time exchange of second-round draft picks in 1991 or 1992.
JAN. 11 Placed center **Steve Johnson** (stomach ulcer) on the injured list.
FEB. 15 Activated center **Steve Johnson** from the injured list.
FEB. 22 Traded center **Steve Johnson** and a conditional 1991 second-round draft pick to the Seattle SuperSonics for forward **Brad Sellers**.
JUNE 26 Acquired guard **Scott Brooks** from the Philadelphia 76ers for a 1990 second-round draft pick (32nd overall).
JUNE 27 Waived forward **Brad Sellers**.
JUNE 28 Selected Louisville center **Felton Spencer** with the sixth pick and Mississippi guard **Gerald Glass** with the 20th pick in the first round of the 1990 NBA

- Draft.
JULY 6 Waived forward **Scott Roth**.
SEPT. 27 Announced that guard **Sidney Lowe** retired to become the club's television broadcast analyst.
OCT. 2 Signed free agent forward **Richard Coffey** to a two-year contract.
OCT. 3 Signed first-round draft pick center **Felton Spencer** to a five-year contract.
OCT. 9 Signed first-round draft pick guard **Gerald Glass** to a four-year contract.
OCT. 31 Waived center **Gary Leonard**. Signed free agent guard **Jim Thomas**.
NOV. 10 Waived guard **Jim Thomas**. Acquired forward/center **Bob Thornton** from the Philadelphia 76ers in exchange for a 1991 second-round draft pick.
NOV. 29 Announced **Billy McKinney** resigned his position as director of player personnel.
DEC. 4 Promoted **Jim Brewer** to director of player personnel.
DEC. 6 Placed forward **Bob Thornton** (broken wrist) on the injured list.
DEC. 29 Signed free agent forward **Dan Godfread** to a 10-day contract.

1991

- JAN. 7** Signed forward **Dan Godfread** to a second 10-day contract.
JAN. 18 Signed forward **Dan Godfread** to a contract for the remainder of the season.
APR. 22 Relieved head coach **Bill Musselman** and assistant coach **Tom Thibodeau** of their duties.
APR. 24 Signed guard **Scott Brooks** to a four-year contract.
MAY 5 Relieved assistant coach **Eric Musselman** of his duties.
JUNE 19 Named **Jimmy Rodgers** head coach.
JUNE 20 Released forward **Richard Coffey**.
JUNE 26 Selected New Mexico center **Luc Longley** with the seventh pick in the first round of the 1991 NBA Draft. The Wolves also selected Slippery Rock guard **Myron Brown** (second round, 34th overall).
JULY 18 Named **Jim Brewer** and **Sidney Lowe** assistant coaches.
AUG. 17 Renounced the rights to forward **Donald Royal**.
OCT. 4 Signed second-round draft pick guard **Myron Brown** to a two-year contract.
NOV. 19 Signed first-round draft pick center **Luc Longley** to a four-year contract and placed him on the suspended list to start the season.
NOV. 25 Acquired forward **Thurl Bailey** and a 1992 second-round draft pick from the Utah Jazz for forward **Tyrone Corbin**.

- NOV. 29** Activated center **Luc Longley** from the suspended list and released forward **Tellis Frank**.
DEC. 5 Placed center **Felton Spencer** (fracture to the ethmoid bone of the right eye) on the injured list.
DEC. 18 Waived guard **Myron Brown** and activated center **Felton Spencer** from the injured list.
DEC. 30 Placed forward **Tod Murphy** (sprained left foot) on the injured list.

1992

- JAN. 2** Claimed forward **Mark Randall** off waivers from the Chicago Bulls.
FEB. 10 Placed center **Felton Spencer** (sprained ankle) on the injured list.
MAR. 6 Activated center **Felton Spencer** from the injured list.
APR. 6 Signed guard/forward **Doug West** to a four-year contract extension.
JUNE 1 Named **Jack McCloskey** general manager.
JUNE 16 Announced the club did not exercise the option on forward **Tod Murphy's** contract for the 1992-93 season.
JUNE 24 Selected Duke center **Christian Laettner** with the third pick in the first round of the 1992 NBA Draft. The Wolves also selected UTEP forward **Marlon Maxey** (second round, 28th overall), Connecticut guard **Chris Smith** (second round, 34th overall), and Jacksonville forward **Tim Burroughs** (second round, 51st overall).
JULY 2 Signed guard/forward **Gundars Vetra** from Unified (Russia) National Team to a multi-year contract.
JULY 10 Named **Stan Novak** scout.
JULY 20 Signed second-round draft pick forward **Marlon Maxey** to a four-year contract.
JULY 23 Promoted **Jim Brewer** to assistant to the general manager and named **Chuck Davisson** assistant coach.
AUG. 5 Signed free agent forward **Bob McCann** to a one-year contract.
AUG. 28 Signed second-round draft pick guard **Chris Smith** to a multi-year contract.
SEPT. 2 Named **Rob Babcock** full-time scout.
SEPT. 8 Acquired forward **Chuck Person** and guard **Micheal Williams** from the Indiana Pacers for forward **Sam Mitchell** and guard **Pooh Richardson**.
SEPT. 4 Traded guard **Tony Campbell** to the New York Knicks for future considerations.
SEPT. 25 Traded guard **Scott Brooks** to the Houston Rockets for future considerations.
OCT. 14 Signed first-round draft pick forward **Christian Laettner** to a six-year contract.



• WOLVES TRANSACTIONS •

- NOV. 5 Placed forward **Marlon Maxey** (synovitis of the left knee) on the injured list.
- NOV. 15 Acquired guard **Lance Blanks**, forward **Brad Sellers** and a future second-round draft pick from the Detroit Pistons for guard/forward **Gerald Glass** and forward **Mark Randall**.
- DEC. 3 Placed guard/forward **Gundars Vetra** (lower back strain) on the injured list and activated forward **Marlon Maxey** from the injured list.

1993

- JAN. 2 Placed guard **Lance Blanks** (cartilage damage in right knee) on the injured list and activated guard/forward **Gundars Vetra** from the injured list.
- JAN. 11 Relieved head coach **Jimmy Rodgers** of his duties and named **Sidney Lowe** interim head coach.
- JAN. 30 Placed guard/forward **Gundars Vetra** (cartilage damage in right knee) on the injured list and activated guard **Lance Blanks** from the injured list.
- MAR. 15 Placed forward **Thurl Bailey** (dislocated toe) on the injured list and activated guard/forward **Gundars Vetra** from the injured list.
- MAR. 24 Promoted **Sidney Lowe** from interim head coach to head coach. Placed center **Luc Longley** (sprained right foot) on the injured list and activated forward **Thurl Bailey** from the injured list.
- JUNE 21 Named **Kevin McHale** broadcast television analyst and special assistant coach. Named **Bob Weinbauer** assistant coach.
- JUNE 30 Acquired forward/center **Mike Brown** from the Utah Jazz for center **Felton Spencer**. Selected UNLV guard/forward **Isaiah (J.R.) Rider** with the fifth pick in the first round of the 1993 NBA Draft. The Wolves also selected Virginia Commonwealth forward **Sherron Mills** (second round, 29th overall).
- JULY 7 Renounced the rights to forwards **Brad Sellers** and **Bob McCann** and waived guard **Lance Blanks**.
- AUG. 2 Signed free agent guard/forward **Brian Davis** to a multi-year contract.
- AUG. 20 Acquired the rights to forward **Conrad McRae** from the Washington Bullets for forward **Tim Burroughs**.
- AUG. 30 Signed free agent guards **Jo Jo English** and **Stanley Jackson** and forward **Tellis Frank**.
- OCT. 27 Signed first-round draft pick guard/forward **Isaiah Rider** to a seven-year contract.
- NOV. 4 Traded guard **Jo Jo English** to the Chicago Bulls for future considerations. Placed guard **Stanley Jackson** (sprained left wrist) on the injured list.
- DEC. 1 Placed forward **Marlon Maxey** (bruised right hand) on the injured list and activated guard **Stanley Jackson** from the injured list.
- DEC. 10 Placed guard/forward **Doug West** (rib separation)

- on the injured list and activated forward **Marlon Maxey** from the injured list.
- DEC. 20 Placed guard **Stanley Jackson** (sprained left wrist) on the injured list and activated guard/forward **Doug West** from the injured list.

1994

- FEB. 18 Placed guard **Micheal Williams** (sprained right wrist) on the injured list.
- FEB. 21 Signed guard **Corey Williams** to a 10-day contract.
- FEB. 23 Acquired center **Stacey King** from the Chicago Bulls for center **Luc Longley**.
- FEB. 28 Waived guard **Corey Williams** and activated guard **Micheal Williams** from the injured list.
- MAR. 2 Placed guard **Micheal Williams** (sprained right wrist) on the injured list and activated guard **Stanley Jackson** from the injured list.
- MAR. 10 Placed guard **Stanley Jackson** (sprained left wrist) on the injured list and activated guard **Micheal Williams** from the injured list.
- APR. 6 Placed forward/center **Stacey King** (chondral fracture, right knee) on the injured list and activated guard **Stanley Jackson** from the injured list.
- APR. 13 Placed forward **Tellis Frank** (strained arch, left foot) on the injured list and signed and activated forward/center **Andres Guibert**.
- APR. 29 Announced assistant coach **Bob Weinbauer** accepted the position of vice president of basketball operations with the Houston Rockets.
- JUNE 29 Selected Connecticut forward **Donyell Marshall** with the fourth pick in the first round of the 1994 NBA Draft. The Wolves also selected Boston College guard **Howard Easley** (second round, 30th overall). Acquired the rights to center **Zeljko Rebraca** from the Seattle SuperSonics for a 1996 second-round draft pick.
- JULY 1 Exercised the option on forward **Chuck Person's** contract, making him an unrestricted free agent.
- AUG. 17 Relieved head coach **Sidney Lowe**, assistant to the general manager/assistant coach **Jim Brewer** and assistant coach **Chuck Davisson** of their duties.
- AUG. 18 Named **Kevin McHale** assistant general manager and **Chris Palmer** trainer. Promoted **Rob Babcock** to director of player personnel and **Stan Novak** to director of scouting.
- AUG. 29 Named **Bill Blair** head coach.
- SEPT. 6 Named **Mike Schuler** assistant coach.
- SEPT. 9 Named **Randy Wittman** assistant coach.
- SEPT. 19 Signed free agent forward **Andres Guibert** and free agent guard **Askia Jones**.
- SEPT. 26 Signed first-round draft pick forward **Donyell Marshall** to a nine-year contract.
- SEPT. 28 Named **Greg Ballard** assistant coach.

- SEPT. 29 Signed free agent center **Charles Shackleford**.
- OCT. 3 Signed free agent guard **Dave Jamerson** and free agent forward **Pat Durham**.
- OCT. 5 Signed second-round draft pick guard **Howard Easley** to a one-year contract.
- NOV. 1 Acquired center **Sean Rooks** from the Dallas Mavericks for a conditional 1996, 1997 or 1998 first-round draft pick. Waived guard **Dave Jamerson** and forward **Pat Durham**.
- NOV. 2 Waived forward **Marlon Maxey**.
- NOV. 3 Placed center **Melvin Robinson** (tendinitis, left ankle) and center **Charles Shackleford** (strained lower back) on the injured list.
- NOV. 11 Placed guard **Micheal Williams** (torn plantar fascia, left heel) on the injured list and signed free agent guard **Winston Garland**.
- NOV. 24 Waived guard **Askia Jones** and signed free agent forward **Pat Durham**.
- DEC. 16 Placed center **Stacey King** (sprained left ankle) on the injured list and signed free agent forward **Greg Foster**.
- DEC. 30 Placed forward **Andres Guibert** (strained lower back) on the injured list and activated center **Stacey King** from the injured list.

1995

- JAN. 11 Placed center **Stacey King** (sprained left ankle) on the injured list and activated center **Charles Shackleford** from the injured list.
- FEB. 1 Placed guard **Chris Smith** (Achilles' tendinitis, right foot) on the injured list and activated center **Stacey King** from the injured list.
- FEB. 13 Waived guard **Howard Easley** and signed free agent guard **Darrick Martin** to a 10-day contract.
- FEB. 14 Placed center **Stacey King** (sprained left ankle) on the injured list and activated guard **Chris Smith**.
- FEB. 18 Acquired forward **Tom Gugliotta** from the Golden State Warriors for forward **Donyell Marshall**.
- FEB. 25 Signed guard **Darrick Martin** to a second 10-day contract.
- FEB. 26 Placed center **Charles Shackleford** (strained lower back) on the injured list and activated center **Stacey King** from the injured list.
- FEB. 27 Waived center **Charles Shackleford**.
- FEB. 28 Announced the retirement of general manager **Jack McCloskey**, effective at the conclusion of the 1995 NBA Draft.
- MAR. 3 Placed forward **Pat Durham** (sprained right ankle) on the injured list and activated forward **Andres Guibert** from the injured list.
- MAR. 7 Signed guard **Darrick Martin** to a contract for the remainder of the season.
- MAR. 12 Placed forward **Andres Guibert** (strained lower

back) on the injured list and activated forward **Pat Durham** from the injured list.

- MAY 11 Promoted **Kevin McHale** to vice president of basketball operations. Named **Phil "Flip" Saunders** general manager and **Jerry Sichting** director of scouting and player development.

JUNE 24 Forward **Andres Guibert** is taken with the fifth overall pick by the Toronto Raptors in the 1995 Expansion Draft.

JUNE 28 Selected Farragut Academy H.S. (Chicago) forward **Kevin Garnett** with the fifth pick in the first round of the 1995 NBA Draft. The Wolves also selected Texas Tech guard **Mark Davis** (second round, 48th overall) and Pennsylvania guard **Jerome Allen** (second round, 49th overall).

SEPT. 29 Signed free agent forward **Sam Mitchell** to a multi-year contract.

OCT. 2 Signed first-round draft pick forward **Kevin Garnett** to a three-year contract.

OCT. 5 Signed guard/forward **Doug West** to a contract extension.

OCT. 6 Signed second-round draft picks guard/forward **Mark Davis** and guard **Jerome Allen**, and free agents guard **Darrick Martin** and forward **Marques Bragg**.

OCT. 10 Signed center **Sean Rooks** to a one-year contract.

OCT. 14 Signed free agent center **Eric Riley**.

OCT. 16 Signed forward **Tom Gugliotta** and free agent guard **Terry Porter** to multi-year contracts.

NOV. 1 Waived guard **Darrick Martin**.

NOV. 2 Placed center **Eric Riley** (supra patella bursitis, right knee) on the injured list.



NOV. 14 Placed center **Christian Laettner** (sprained left



• WOLVES TRANSACTIONS •

- ankle) on the injured list and activated center **Eric Riley** from the injured list.
- NOV. 25 Placed center **Eric Riley** (quadriceps tendinitis, right knee) on the injured list and activated center **Christian Laettner** from the injured list.
- DEC. 5 Placed guard **Micheal Williams** (plantar fascia strain, left heel) on the injured list. Signed guard **Charles Smith**.
- DEC. 18 Relieved head coach **Bill Blair** of his duties. Named general manager **Flip Saunders** head coach, and director of scouting and player development **Jerry Sichting** assistant coach.

1996

- JAN. 4 Waived guard **Charles Smith**.
- JAN. 12 Acquired guard **Darrick Martin** from the Vancouver Grizzlies for a 1996 second-round draft pick.
- FEB. 22 Acquired center **Andrew Lang** and guard **Anthony "Spud" Webb** from the Atlanta Hawks for center **Christian Laettner** and center **Sean Rooks**.
- FEB. 23 Placed guard **Jerome Allen** (bursitis, right knee) on the injured list and activated center **Eric Riley** from the injured list.
- MAR. 6 Placed forward **Sam Mitchell** (sprained right ankle) on the injured list.



- MAR. 13 Activated forward **Sam Mitchell** from the injured list.
- MAR. 20 Placed center **Andrew Lang** (slight tear, left calf muscle) on the injured list.
- MAR. 22 Placed guard/forward **Doug West** (plantar fascia, right foot) on the injured list and activated guard **Jerome Allen** from the injured list.
- APR. 2 Placed guard **Darrick Martin** (tendinitis, right shoulder) on the injured list and activated center **Andrew**

- Lang** and guard/forward **Doug West** from the injured list.
- JUNE 26 Selected Connecticut guard **Ray Allen** with the fifth pick in the first round of the 1996 NBA Draft. Acquired guard **Stephon Marbury** (the fourth pick in the first round of the 1996 NBA Draft) from the Milwaukee Bucks for **Ray Allen** and a future first-round draft pick.
- JUNE 29 Acquired center **Cherokee Parks** from the Dallas Mavericks for restructuring the conditions of the first-round pick owed to Dallas from the Nov. 1, 1994 **Sean Rooks** trade. Dallas received Minnesota's first-round pick in 1997.
- JULY 11 Reacquired the future first-round pick sent to Milwaukee in the June 26, 1996 **Stephon Marbury** trade for center **Andrew Lang**.
- JULY 18 Signed guard **Stephon Marbury** to a three-year contract.
- JULY 19 Signed free agent guard **Chris Carr** to a multi-year contract.
- JULY 23 Acquired guard **James Robinson**, forward **Bill Curley** and a first-round draft pick in 1997 or 1998 from the Portland Trail Blazers for guard/forward **Isaiah Rider**.
- SEPT. 6 Signed center **Stojko Vrankovic** to a multi-year contract.
- SEPT. 18 Signed free agent guard **Shane Heal**, forward **Dean Garrett** and forward **Virginus Praskevicius**.
- OCT. 31 Placed guard **Micheal Williams** (plantar fascia strain, left heel), forward **Bill Curley** (right ankle surgery) and forward **Virginus Praskevicius** (strained left ankle) on the injured list.

1997

- FEB. 17 Waived forward **Virginus Praskevicius**.
- MAR. 18 Placed guard **Chris Carr** (bursitis, left ankle) on the injured list.
- MAR. 19 Signed free agent guard **Reggie Jordan** to a 10-day contract.
- MAR. 29 Signed guard **Reggie Jordan** to a second 10-day contract.
- APR. 8 Signed guard **Reggie Jordan** to a contract for the remainder of the season.
- APR. 21 Activated guard **Chris Carr** from the injured list and placed him on the playoff roster. Removed guard **Reggie Jordan** from the playoff roster.
- JUNE 23 Received the 20th pick in the first round of the 1997 NBA Draft from the Portland Trail Blazers to complete the July 23, 1996 **Isaiah Rider** trade.
- JUNE 25 Selected Wisconsin center **Paul Grant** with the 20th pick in the first round of the 1997 NBA Draft. The Wolves also selected West Virginia forward **Gordan**

- Malone** (second round, 44th overall). Acquired center **Stanley Roberts** from the Los Angeles Clippers for center **Stojko Vrankovic**.
- JULY 10 Named **Ed Prohovsky** special assistant to the vice president of basketball operations.
- JULY 15 Signed general manager/head coach **Flip Saunders** to a five-year contract extension.
- SEPT. 12 Signed first-round draft pick center **Paul Grant** to a three-year contract.
- OCT. 1 Signed forward **Kevin Garnett** to a multi-year contract extension. Signed free agent center **Clifford Rozier**.
- OCT. 10 Signed free agent guard **Reggie Jordan**.
- OCT. 23 Signed free agent guard **DeJuan Wheat**.
- OCT. 30 Waived guard **Shane Heal**. Placed forward **Bill Curley** (right thigh stress reaction), center **Paul Grant** (sprained right foot), and guard **Micheal Williams** (sore right hamstring) on the injured list.
- NOV. 25 Waived center **Clifford Rozier** and signed free agent forward **Tom Hammonds**.
- DEC. 22 Placed guard **DeJuan Wheat** (bursitis of the right knee) on the injured list and activated guard **Micheal Williams** from the injured list.

1998

- JAN. 30 Placed guard **Chris Carr** (sprained left ankle) on the injured list and activated guard **DeJuan Wheat** from the injured list.
- FEB. 18 Acquired guard **Anthony Peeler** from the Vancouver Grizzlies for guard **Doug West**.
- FEB. 4 Placed forward **Tom Gugliotta** (sore right ankle) on the injured list and activated guard **Chris Carr** from the injured list.
- MAR. 16 Placed guard **Chris Carr** (sprained left ankle) on the injured list and activated forward **Bill Curley** from the injured list.
- JUNE 25 Selected Virtus Kinder Bologna (Italy) center **Rasho Nesterovic** with the 17th pick in the first round of the 1998 NBA Draft. The Wolves also selected Indiana forward **Andrae Patterson** (second round, 46th overall).

1999

- JAN. 21 Acquired guard **Bobby Jackson** and center **Dean Garrett** from the Denver Nuggets in a three-team trade that also included the Toronto Raptors. Sent guard **Micheal Williams**, the rights to center **Zeljko Rebraca**, and a future first-round draft pick to the Raptors. Re-signed free-agent forward **Sam Mitchell**.
- JAN. 22 Signed free agent guard/forward **Malik Sealy** and free agent guard **Troy Hudson**, and re-signed free agent guard **Reggie Jordan**.
- JAN. 23 Signed free agent forward **Joe Smith** and re-signed

- free agent forward **Tom Hammonds**.
- JAN. 30 Signed free agent center **Trevor Winter**.
- FEB. 3 Waived guard **Troy Hudson**.
- FEB. 4 Placed center **Trevor Winter** (left knee tendinitis) on the injured list.
- FEB. 19 Placed center **Paul Grant** (right knee tendinitis) and guard **Reggie Jordan** (lower back spasms) on the injured list.
- MAR. 11 Acquired guard **Terrell Brandon** from the Milwaukee Bucks and forward **Brian Evans** and future considerations from the New Jersey Nets in a three-team trade. Sent guard **Stephon Marbury**, guard **Chris Carr** and forward **Bill Curley** to the Nets, and center **Paul Grant** to the Bucks. Activated guard **Reggie Jordan** from the injured list.
- MAR. 12 Placed guard/forward **Malik Sealy** (left ankle injury) on the injured list.
- MAR. 16 Placed guard **Anthony Peeler** (strained left calf) on the injured list and activated center **Trevor Winter** from the injured list.
- MAR. 17 Signed forward **Bill Curley** for the remainder of the season, after he was waived by New Jersey on March 13. Signed free agent guard/forward **Dennis Scott** to a 10-day contract. Placed center **Trevor Winter** (sore lower back) on the injured list.
- MAR. 26 Signed free agent guard **James Robinson** to a 10-day contract. Waived forward **Brian Evans**.
- MAR. 27 Signed guard/forward **Dennis Scott** for the remainder of the season.
- APR. 7 Placed guard **Terrell Brandon** (right thigh contusion) on the injured list. Activated guard/forward **Malik Sealy** from the injured list. Signed guard **James Robinson** to a second 10-day contract.
- APR. 17 Signed guard **James Robinson** for the remainder of the season.
- APR. 21 Placed guard/forward **Malik Sealy** (sprained left ankle) and guard **Reggie Jordan** (sprained right ankle) on the injured list. Activated guards **Terrell Brandon** and **Anthony Peeler** from the injured list.
- MAY 1 Placed guard/forward **Dennis Scott** (right knee tendinitis) on the injured list. Activated guard/forward **Malik Sealy** from the injured list.
- MAY 4 Placed forward **Bill Curley** (sprained right wrist) on the injured list. Waived center **Trevor Winter**. Signed center **Rasho Nesterovic** to a multi-year contract and placed him on the active roster.
- JUNE 30 Selected Miami of Ohio forward **Wally Szczerbiak** with the sixth pick and Duke guard **William Avery** with the 14th pick in the first round of the 1999 NBA Draft. The Wolves also selected Michigan guard **Louis Bullock** (second round, 42nd overall). Traded the rights to **Louis Bullock** to the Orlando Magic for




• WOLVES TRANSACTIONS •

- cash considerations.
- JULY 7** Announced assistant coach **Randy Wittman** accepted the position of head coach with the Cleveland Cavaliers.
- JULY 29** Signed general manager/head coach **Flip Saunders** to a multi-year contract extension.
- AUG. 2** Signed first-round draft pick forward **Wally Szczerbiak** to a multi-year contract.
- AUG. 5** Named **Sidney Lowe** assistant coach.
- AUG. 17** Re-signed free agent forwards **Joe Smith** and **Tom Hammonds**.
- AUG. 19** Signed first-round draft pick guard **William Avery** to a multi-year contract.
- AUG. 24** Re-signed free agent guard **Terrell Brandon**.
- AUG. 26** Re-signed free agent forward **Andrae Patterson**.
- DEC. 3** Waived forward **Lou Roe** and center **Danny Schayes**.
- DEC. 17** Placed center **Dean Garrett** (synovitis, left knee) on the injured list. Activated forward **Andrae Patterson**.
- DEC. 30** Placed forward **Wally Szczerbiak** (inflammation, right knee) and guard **Bobby Jackson** (bruised and strained right knee) on the injured list.

2000

- JAN. 2** Signed free agent center **Eric Riley** to a 10-day contract.
- JAN. 6** Activated center **Dean Garrett**.
- JAN. 7** Activated guard **Bobby Jackson**. Placed forward **Andrae Patterson** (further rehabilitation on surgically-repaired right knee) on the injured list. Re-signed center **Eric Riley** to a second 10-day contract.
- JAN. 11** Waived center **Eric Riley**. Activated forward **Wally Szczerbiak** from the injured list.



- MAY 31** Announced assistant coach **Sidney Lowe** accepted the position of head coach with the Vancouver

- Grizzlies.
- JUNE 28** Selected guard **Igor Rakocevic** (second round, 51st overall) from Belgrade, Yugoslavia, in the 2000 NBA Draft.
- JULY 11** Named **Jimmy Williams** and **Don Zierden** assistant coaches and **Brent Haskins** video coordinator.
- AUG. 8** Re-signed forward **Joe Smith** to a one-year contract and signed free agent forward **Chauncey Billups** to a multi-year contract.
- OCT. 3** Signed free agent guards **Corey Beck**, **Todd Day**, and **Steve Hart**, free agent forwards **Damian Owens** and **Reggie Slater**, and free agent center **John Coker**.
- OCT. 4** Signed free agent forward **LaPhonso Ellis** to a one-year contract.
- OCT. 7** Signed free agent center **Sharone Wright** to a one-year contract.
- OCT. 8** Waived center **John Coker**.
- OCT. 13** Waived guard **Steve Hart** and forward **Damian Owens**.
- OCT. 17** Signed free agent guard **Sam Jacobson** to a one-year contract. Exercised the 2001-02 option on the contract of center **Rasho Nesterovic**.
- OCT. 25** Contract of **Joe Smith** voided by the NBA.
- OCT. 26** Waived guard **Corey Beck**.
- OCT. 28** Waived center **Sharone Wright**.
- OCT. 30** Placed guard **Todd Day** (hyperextended left knee), forward **Tom Hammonds** (sore ankles) and forward **Andrae Patterson** (sore right knee) on the injured list.
- NOV. 17** Placed guard **Sam Jacobson** (patella tendinitis, left knee) on the injured list and activated guard **Todd Day** from the injured list.
- DEC. 1** Placed forward **Reggie Slater** (patella tendinitis, right knee) on the injured list and activated forward **Tom Hammonds** from the injured list.
- DEC. 15** Placed guard **Todd Day** (hyperextended left knee) on the injured list and activated guard **Sam Jacobson** from the injured list.
- DEC. 19** Placed forward **Tom Hammonds** (bilateral synovitis, ankles) on the injured list and activated forward **Reggie Slater** from the injured list.

2001

- JAN. 7** Placed guard **Sam Jacobson** (patella tendinitis, right knee) on the injured list and activated guard **Todd Day** from the injured list.
- FEB. 27** Waived guard **Todd Day**.
- FEB. 28** Signed free agent guard **Felipe Lopez** for the remainder of the season.
- MAR. 25** Placed guard **Anthony Peeler** (sprained left ankle) on the injured list and activated guard **Sam Jacobson** from the injured list.

- APR. 6** Placed guard **Sam Jacobson** (patella tendinitis, right knee) on the injured list and activated guard **Anthony Peeler** from the injured list.
- APR. 18** Placed forward **Kevin Garnett** (left calf contusion) on the injured list and activated forward **Tom Hammonds** from the injured list.
- JUNE 20** Signed head coach **Flip Saunders** to a multi-year contract extension.
- JUNE 27** Selected Arizona center **Loren Woods** (second round, 46th overall) in the 2001 NBA Draft.
- JULY 23** Signed rookie free agent guard **Maurice Evans** to a multi-year contract.
- JULY 27** Signed second-round draft pick center **Loren Woods** to a one-year contract.
- JULY 30** Signed free agent forward **Joe Smith** to a multi-year contract.
- AUG. 2** Re-signed free agent guard **Felipe Lopez** to a one-year contract.
- AUG. 7** Re-signed free agent forward **Sam Mitchell** to a one-year contract.
- AUG. 31** Named **Randy Wittman** assistant coach.
- SEPT. 30** Signed free agent guard **Steve Hart** and free agent forward **Bill Curley**.
- OCT. 2** Signed free agent forward **Gary Trent** to a one-year contract.
- OCT. 4** Exercised the 2002-03 option on the contract of forward **Wally Szczerbiak**.
- OCT. 9** Waived guard **Steve Hart**.
- OCT. 25** Waived forward **Bill Curley**.
- OCT. 25** Placed guard **William Avery** (patellar tendinitis, right knee), guard **Maurice Evans** (posterior tibialis tendinitis, left knee) and forward **Tom Hammonds** (bilateral synovitis, ankles) on the injured list.
- NOV. 19** Announced the retirement of forward **Tom Hammonds**.
- DEC. 12** Placed guard **Felipe Lopez** (bruised left hip) on the injured list and activated guard **William Avery** from the injured list.
- DEC. 18** Placed guard **Terrell Brandon** (synovitis, left knee) on the injured list and activated guard **Maurice Evans** from the injured list.
- DEC. 30** Placed guard **Maurice Evans** (posterior tibialis tendinitis, left knee) on the injured list and activated guard **Felipe Lopez** from the injured list.

2002

- JAN. 12** Placed forward **Gary Trent** (sprained left ankle) on the injured list and activated guard **Maurice Evans** from the injured list.
- JAN. 19** Placed guard **William Avery** (patellar tendinitis, right knee) on the injured list and activated guard **Terrell Brandon** from the injured list.
- FEB. 1** Placed guard **Maurice Evans** (posterior tibialis ten-

dinitis, left knee) on the injured list and activated forward **Gary Trent** from the injured list.

- FEB. 13** Placed guard **Terrell Brandon** (cartilage fracture, left femur) on the injured list and activated guard **William Avery** from the injured list.

- FEB. 21** Acquired center **Marc Jackson** from the Golden State Warriors in exchange for center **Dean Garrett** and Minnesota's second-round pick in the 2007 NBA Draft.

- MAR. 18** Signed free agent guard **Robert Pack** to a 10-day contract. Placed guard **William Avery** (patellar tendinitis, right knee) on the injured list.

- MAR. 28** Signed guard **Robert Pack** for the remainder of the season.

- JUNE 26** Selected Michigan State guard **Marcus Taylor** (second round, 52nd overall) in the 2002 NBA Draft.

- AUG. 20** Announced the retirement of forward **Sam Mitchell**.

- AUG. 26** Signed free agent guard **Troy Hudson** to a multi-year contract.

- SEPT. 10** Signed 2000 second-round draft pick guard **Igor Rakocevic** to a multi-year contract. Re-signed free agent center **Rasho Nesterovic** to a one-year contract.

- SEPT. 24** Promoted **Rob Babcock** from director of player personnel to vice president of player personnel.

- SEPT. 25** Re-signed free agent forward **Gary Trent** to a one-year contract. Signed free agent forward/guard **Kendall Gill** to a one-year contract.

- OCT. 1** Re-signed free agent center **Loren Woods** to a one-year contract. Signed second-round draft pick guard **Marcus Taylor** to a contract. Signed free agent guard **Randy Livingston** and free agent forward **Reggie Slater**.

- OCT. 24** Waived guards **Maurice Evans** and **Marcus Taylor**.

- OCT. 27** Signed free agent guard **Rod Strickland** to a one-year contract.

- OCT. 28** Placed forward **Joe Smith** (strained left groin) and guards **Terrell Brandon** (cartilage fracture, left femur) and **Felipe Lopez** (torn anterior cruciate and medial collateral ligaments, left knee) on the injured list. Waived guard **Randy Livingston**.

- OCT. 28** Signed guard **Wally Szczerbiak** to a six-year contract extension.

- NOV. 19** Placed guard **Wally Szczerbiak** (dislocated fifth metatarsal, left foot) on the injured list and activated forward **Joe Smith** from the injured list.

- NOV. 19** Suspended center **Loren Woods** indefinitely for conduct detrimental to the team.

2003

- JAN. 6** Waived forward **Reggie Slater** and activated guard **Wally Szczerbiak**.

- JAN. 8** Reinstated center **Loren Woods**.



• WOLVES TRANSACTIONS •

FEB. 2 Placed guard **Rod Strickland** (strained left groin) on the injured list. Signed free agent guard **Mike Wilks** to a 10-day contract.

FEB. 22 Signed guard **Mike Wilks** for the remainder of the season.

MAR. 18 Placed guard **Igor Rakocevic** (synovitis, right ankle) on the injured list and activated guard **Rod Strickland** from the injured list.

MAR. 30 Placed guard **Rod Strickland** (strained left groin) on the injured list and activated guard **Igor Rakocevic** from the injured list.

APR. 11 Placed guard **Igor Rakocevic** (synovitis, right ankle) on the injured list and activated guard **Rod Strickland** from the injured list.

MAY 6 Waived guard **Igor Rakocevic**.

JUNE 26 Selected Westbury Christian H.S. (Houston) forward **Ndudi Ebi** with the 26th pick in the first round of the 2003 NBA Draft. The Wolves also selected Minnesota forward **Rick Rickert** (second round, 55th overall).

JUNE 27 Acquired guard **Sam Cassell** and center **Ervin Johnson** from the Milwaukee Bucks for forward **Joe Smith** and guard **Anthony Peeler**.

JUNE 30 Made qualifying offer to guard **Mike Wilks**.

JULY 5 Signed 2003 first-round draft pick **Ndudi Ebi** to a multi-year contract.

JULY 16 Signed free agent center **Michael Olowokandi** to a multi-year contract.

JULY 23 Acquired guard/forward **Latrell Sprewell** from the New York Knicks in a four-team trade. Sent guard **Terrell Brandon** to the Atlanta Hawks and center **Marc Jackson** to the Philadelphia 76ers.

JULY 28 Signed free agent guard **Fred Hoiberg** and free-agent center **Mark Madsen** to contracts.

AUG. 13 Named **Sidney Lowe** assistant coach.

AUG. 22 Signed free agent guard **Kirk Penney** to a contract.

SEPT. 2 Rescinded qualifying offer to guard **Mike Wilks**.

SEPT. 3 Made qualifying offer to forward **Rick Rickert**.

SEPT. 26 Agreed to terms with free agent center **Jason Collier**, free agent forward/center **Brandon Kurtz**, free agent forward **Quincy Lewis** and free agent guard **Keith McLeod**.

SEPT. 30 Re-signed free agent forward **Gary Trent** to a one-year contract.

OCT. 1 Signed forward **Kevin Garnett** to a multi-year contract extension.

OCT. 7 Signed free agent forward **Reggie Slater** to a contract.

OCT. 21 Waived forward/center **Brandon Kurtz** and guard **Keith McLeod**.

OCT. 23 Waived center **Jason Collier**, guard **Kirk Penney**, and forward **Reggie Slater**.

OCT. 25 Re-signed guard **Keith McLeod** to a one-year contract.

OCT. 27 Placed guard **Troy Hudson** (sprained right ankle) on

the injured list.

OCT. 29 Placed forward **Wally Szczerbiak** (strained plantar fascia, left foot) on the injured list. Signed free agent guard **Trenton Hassell** to a one-year contract.

DEC. 13 Placed center **Michael Olowokandi** (right knee surgery) on the injured list. Signed free agent center **Oliver Miller** to a one-year contract.

DEC. 20 Waived forward **Quincy Lewis**. Activated guard **Troy Hudson** from the injured list.

2004

JAN. 7 Waived guard **Keith McLeod**. Signed free agent guard **Anthony Goldwire** to a 10-day contract.

JAN. 17 Signed guard **Anthony Goldwire** to a second 10-day contract.

JAN. 26 Waived guard **Anthony Goldwire**.

JAN. 30 Signed free agent guard **Darrick Martin** to a 10-day contract.

FEB. 10 Signed guard **Darrick Martin** to a second 10-day contract.

FEB. 19 Placed forward **Ndudi Ebi** (patellar tendinitis, right knee) on the injured list and activated guard **Wally Szczerbiak** from the injured list.

FEB. 20 Activated center **Michael Olowokandi** from the injured list.

MAR. 31 Placed guard **Troy Hudson** (sprained left ankle) on the injured list and signed guard **Darrick Martin** for the remainder of the season.

JUNE 24 Selected Gonzaga guard **Blake Stepp** (second round, 58th overall) in the 2004 NBA Draft.

JULY 9 Named **Jim Stack** general manager.



JULY 23 Re-signed free agent guard **Fred Hoiberg** to a multi-year contract.

AUG. 4 Matched Portland Trail Blazers contract offer to free

agent guard/forward **Trenton Hassell**.

AUG. 9 Re-signed free agent guard **Troy Hudson** to a multi-year contract.

OCT. 4 Signed free agent guards **Anthony Carter** and **Anthony Goldwire** and free agent forwards **Jackie Butler**, **Kasib Powell** and **John Thomas** to contracts.

OCT. 4 Signed 2003 second-round draft pick **Rick Rickert** and 2004 second-round draft pick **Blake Stepp** to contracts.

OCT. 5 Signed free agent forward **Eddie Griffin** to a contract.

OCT. 25 Waived guard **Blake Stepp** and forwards **Jackie Butler** and **Rick Rickert**.

OCT. 28 Waived guard **Anthony Carter** and forward **Kasib Powell**.

NOV. 1 Waived forward **John Thomas** and placed forward **Ndudi Ebi** (patellar tendinitis, left knee) on the injured list.

NOV. 25 Suspended center **Michael Olowokandi**.

NOV. 27 Reinstated center **Michael Olowokandi**.

2005

JAN. 10 Placed forward **Mark Madsen** (fractured left thumb) on the injured list and signed free agent forward **John Thomas** to a 10-day contract.

JAN. 15 NBA Suspended center **Michael Olowokandi** for four games after an incident in the Jan. 14 game at Denver.

JAN. 20 Signed **John Thomas** to a second 10-day contract.

JAN. 29 Signed **John Thomas** for the remainder of the season.

FEB. 12 Relieved head coach **Flip Saunders** of his duties and named **Kevin McHale** interim head coach.

FEB. 25 Placed forward **Eddie Griffin** (fractured second metacarpal, left hand) on the injured list and activated forward **Mark Madsen** from the injured list.

MAR. 14 Placed center **Ervin Johnson** (patellar tendinitis, right knee) on the injured list and activated forward **Eddie Griffin** from the injured list.

MAR. 25 Placed forward **Mark Madsen** (ruptured ligament, right wrist) on the injured list and activated center **Ervin Johnson** from the injured list.

APR. 18 Placed guard **Troy Hudson** (sore right groin) on the injured list and activated forward **Ndudi Ebi** from the injured list.

JUNE 17 Named **Dwane Casey** head coach.

JUNE 28 Selected North Carolina guard **Rashad McCants** (first round, 14th overall) and Indiana guard **Bracey Wright** (second round, 47th overall) in the 2005 NBA Draft.

JULY 1 Signed general manager **Jim Stack** to a contract extension.

JULY 8 Signed 2005 first-round draft pick **Rashad McCants**

to a multi-year contract.

JULY 23 Named **Johnny Davis** assistant coach.

AUG. 9 Re-signed free agent forward **Mark Madsen** to a multi-year contract and signed free agent forward **Nikoloz Tskitishvili** to a contract.

AUG. 12 Acquired guards **Lionel Chalmers** and **Marko Jaric** from the Los Angeles Clippers for guard **Sam Cassell** and a 2006 conditional NBA first-round draft pick.

AUG. 15 Waived guard **Fred Hoiberg**.

AUG. 18 Signed Seattle SuperSonics restricted free agent guard/forward **Damien Wilkins** to an offer sheet.

AUG. 22 Re-signed free agent forward **Eddie Griffin** to a multi-year contract.

AUG. 24 Seattle SuperSonics matched Timberwolves contract offer to restricted free agent guard/forward **Damien Wilkins**.

AUG. 26 Signed free agent forward/center **Dwayne Jones**.

SEPT. 9 Re-signed free agent guard **Anthony Carter**.

SEPT. 12 Signed 2005 second-round draft pick **Bracey Wright** to a contract.

SEPT. 15 Named **Bob Thornton**, **Rex Kalamian**, **Vince Taylor** and **Aleksandar Dzikić** assistant coaches. Promoted **Brent Haskins** to assistant coach/NBA advance scout.

SEPT. 26 Signed free agent guard **Richie Frahm**.

OCT. 3 Signed forward **Ryan Humphrey** and guards **John Lucas** and **Marlon Parmer**.

OCT. 13 Waived guard **Marlon Parmer**.

OCT. 19 Promoted **Zarko Durisic** to director of player personnel. Named **Pete Philo** international scout.

OCT. 27 Waived guard **Lionel Chalmers**, forward **Ryan Humphrey** and guard **John Lucas**.

OCT. 31 Acquired forward **Ronald Dupree** from Detroit for a future second-round draft choice. Waived forward **Ndudi Ebi**.

NOV. 3 Assigned center **Dwayne Jones** and guard **Bracey Wright** to the Florida Flame (D-League).

DEC. 28 Recalled center **Dwayne Jones** from Florida (D-League).

2006

JAN. 3 Re-assigned center **Dwayne Jones** to the Florida Flame (D-League).

JAN. 10 Recalled guard **Bracey Wright** from Florida (D-League).

JAN. 26 Acquired a second-round selection in the 2006 NBA Draft from Phoenix in exchange for forward **Nikoloz Tskitishvili**. Also acquired guards **Ricky Davis** and **Marcus Banks**, center **Mark Blount**, forward **Justin Reed** and two conditional second-round draft picks (2006 and 2008) from Boston in exchange for forward **Wally Szczerbiak**, centers **Michael Olowokandi** and **Dwayne Jones** and a future first-round draft



• WOLVES TRANSACTIONS •

choice.

JAN. 31 Re-assigned guard **Bracey Wright** to Florida Flame (D-League).

MAR. 16 Waived guard **Richie Frahm**.

APR. 10 Recalled guard **Bracey Wright** from the Florida Flame (D-League).

APR. 17 **Fred Hoiberg** announced his retirement from the NBA.

MAY 22 Named **Randy Wittman** assistant coach.

JUNE 28 Selected Washington guard **Brandon Roy** (first round, 6th overall) then traded his rights to the Portland Trail Blazers for the draft rights to **Randy Foye** (first round, 7th overall) and cash considerations. Also selected Boston College forward **Craig Smith** (second round, 36th overall), Washington guard **Bobby Jones** (second round, 37th overall) and Greek center **Loukas Mavrokefalidis** (second round, 57th overall). Traded draft rights to **Bobby Jones** to the Philadelphia 76ers for a future second-round draft pick and cash considerations.

JUNE 28 Exercised contract option on guard **Bracey Wright**. Made qualifying offer to free agent forward **Justin Reed**.

JULY 5 Signed 2006 first-round draft pick **Randy Foye** to a multi-year contract.

JULY 13 Signed free agent guard **Mike James** to a multi-year contract.

AUG. 2 Re-signed free agent forward **Justin Reed** to a multi-year contract.

AUG. 31 Signed 2006 second-round draft pick **Craig Smith** to a multi-year contract.

SEPT. 14 Named **Fred Hoiberg** and **Rob Babcock** assistant general managers. Named **Bob Ociepka** assistant coach and **Dave Vitel** strength and conditioning coach.

OCT. 2 Signed free agent guard **Tyrone Ellis** and free agent forwards **Vin Baker** and **Paul Shirley**.

OCT. 22 Waived guard **Tyrone Ellis** and forward **Paul Shirley**.

OCT. 24 Exercised the 2007-08 contract option on guard **Rashad McCants**.

NOV. 13 Waived forward **Vin Baker**.

2007

JAN. 23 Relieved **Dwane Casey** of his head coaching duties; promoted assistant coach **Randy Wittman** to head coach for the remainder of the season.

MAR. 13 Waived forward **Eddie Griffin**.

MAY 23 Reached multi-year contract agreement with head coach **Randy Wittman**.

JUNE 8 Named **Jerry Sichting** assistant coach.

JUNE 14 Acquired forward **Juwan Howard** from Houston in exchange for guard **Mike James** and forward **Justin Reed**.

JUNE 19 Named **John-Blair Bickerstaff** assistant coach.

JUNE 28 Selected Florida forward **Corey Brewer** (first round, 7th overall) and Florida forward **Chris Richard** (second round, 41st overall) in the 2007 NBA Draft.

JULY 10 Signed 2007 first-round draft pick **Corey Brewer** to a multi-year contract.

JULY 31 Acquired forwards **Al Jefferson**, **Ryan Gomes** and **Gerald Green**, guard **Sebastian Telfair**, center **Theo Ratliff** and two first-round draft picks in exchange for forward **Kevin Garnett**.



AUG. 3 Request waivers on guard **Troy Hudson** after reaching a contractual buyout agreement.

SEPT. 21 Named **Ed Pinckney** assistant coach.

SEPT. 26 Signed free agent center **John Edwards** to a one-year contract.

SEPT. 28 Acquired guard **Greg Buckner** from Dallas in exchange for forward **Trenton Hassell**.

SEPT. 29 Signed rookie forward **Chris Richard** to a one-year contract.

OCT. 24 Acquired forwards **Antoine Walker** and **Wayne Simien**, center **Michael Doleac**, a future first-round draft pick and cash considerations from Miami in exchange for guard **Ricky Davis** and center **Mark Blount**.

OCT. 25 Waived center **John Edwards**.

OCT. 29 Acquired guard **Beno Udrih** and cash considerations

from San Antonio in exchange for a conditional second-round pick in the 2008 Draft. Waived guard **Beno Udrih** and forwards **Juwan Howard** and **Wayne Simien**.

OCT. 31 Exercised the 2008-09 contract options on guards **Randy Foye** and **Rashad McCants**. Signed forward **Al Jefferson** to a five-year contract extension.

2008

JAN. 28 Assigned forward **Chris Richard** to the Sioux Falls Skyforce (D-League).

FEB. 18 Recalled forward **Chris Richard** from Sioux Falls (D-League).

FEB. 21 Acquired guard **Kirk Snyder**, a second-round draft pick in the 2010 NBA Draft and cash considerations from Houston in exchange for forward Gerald Green.

FEB. 29 Waived center **Theo Ratliff**.

JUNE 26 Selected USC guard **O.J. Mayo** (first round, 3rd overall) in the 2008 NBA Draft and subsequently traded his draft rights, along with guard **Greg Buckner**, guard **Marko Jaric** and forward **Antoine Walker** to the Memphis Grizzlies in exchange for the draft rights to forward/center **Kevin Love** (first round, 5th overall), forward **Brian Cardinal**, center **Jason Collins** and guard/forward **Mike Miller**. Also selected center **Nikola Pekovic** from Montenegro (second round, 31st overall) and Kansas guard **Mario Chalmers** (second round, 34th overall). Traded draft rights to **Mario Chalmers** to the Miami Heat for two future second-round draft picks and cash considerations.

JULY 9 Acquired forward **Rodney Carney**, center **Calvin Booth**, a future first-round draft pick and cash considerations from Philadelphia in exchange for a conditional second-round pick in the 2009 NBA Draft.

JULY 11 Signed 2008 first-round draft pick **Kevin Love** to a multi-year contract.

JULY 17 Re-signed restricted free-agent forward **Craig Smith** to a multi-year contract.

JULY 23 Re-signed free-agent guard **Sebastian Telfair** to a multi-year contract.

JULY 29 Re-signed restricted free-agent forward **Ryan Gomes** to a multi-year contract.

JULY 31 Named **Dean Cooper** assistant coach.

SEPT. 30 Re-signed center **Chris Richard** to a one-year contract. Signed free-agent guard **Blake Ahearn** and free-agent center **Rafael Araujo**.

OCT. 1 Signed free-agent guard **Kevin Ollie**.

OCT. 9 Signed free-agent center **David Harrison**.

OCT. 12 Waived center **Rafael Araujo**.

OCT. 23 Waived guard **Blake Ahearn**, center **David Harrison** and forward **Chris Richard**.

OCT. 29 Exercised the 2009-10 contract options on forward **Corey Brewer** and guard **Randy Foye**.

DEC. 8 Relieved **Randy Wittman** of his head coaching duties; reassigned **Kevin McHale** from vice president of basketball operations to head coach.

2009

FEB. 19 Acquired guard **Bobby Brown** and forward **Shelden Williams** from Sacramento in exchange for center **Calvin Booth** and guard **Rashad McCants**.

MAY 22 Named **David Kahn** president of basketball operations.

JUNE 17 Relieved **Kevin McHale** of his head coaching duties.

JUNE 24 Acquired the No. 5 pick in the 2009 NBA Draft, forwards **Oleksiy Pecherov** and **Darius Songaila**, and center **Etan Thomas** from Washington in exchange for guards **Randy Foye** and **Mike Miller**.

JUNE 25 Selected Spanish guard **Ricky Rubio** (first round, 5th overall), Syracuse guard **Jonny Flynn** (first round, sixth overall), North Carolina guards **Ty Lawson** (first round, 18th overall) and **Wayne Ellington** (first round, 28th overall), Florida guard **Nick Calathes** (second round, 45th overall) and Dutch forward **Henk Norel** (second round, 47th overall) in the 2009 NBA Draft. Traded the draft rights to **Ty Lawson** to Denver in exchange for a future first-round draft pick. Also traded the draft rights to **Nick Calathes** to Dallas in exchange for a future second-round draft pick.

JUNE 30 Announced that guard **Bobby Brown** exercised the player option on his contract to remain with the team.

JULY 10 Signed 2009 first-round draft picks **Jonny Flynn** and **Wayne Ellington** to multi-year contracts.

JULY 20 Acquired guard/forward **Quentin Richardson** from the L.A. Clippers in exchange for forward **Mark Madsen**, forward **Craig Smith** and guard **Sebastian Telfair**.

JULY 27 Acquired guard **Chuck Atkins** and guard/forward **Damien Wilkins** from Oklahoma City in exchange for center **Etan Thomas** and two future second-round draft picks.

AUG. 3 Signed Dallas Mavericks restricted free-agent center **Ryan Hollins** to an offer sheet.

AUG. 10 Named **Kurt Rambis** head coach. Signed restricted free-agent center **Ryan Hollins** to a multi-year contract.



• WOLVES TRANSACTIONS •

AUG. 13 Acquired center **Mark Blount** from Miami in exchange for guard/forward **Quentin Richardson**.

SEPT. 3 Named **Dave Wohl**, **Reggie Theus** and **Bill Laimbeer** assistant coaches.

SEPT. 4 Signed Milwaukee Bucks restricted free-agent guard **Ramon Sessions** to an offer sheet.

SEPT. 9 Acquired guard **Antonio Daniels** and a future second-round draft pick from New Orleans in exchange for guard **Bobby Brown** and forward **Darius Songaila**.

SEPT. 11 Signed restricted free-agent guard **Ramon Sessions** to a multi-year contract.

SEPT. 17 Signed free-agent guard/forward **Sasha Pavlovic**.

SEPT. 17 Waived guard **Chucky Atkins**.

SEPT. 26 Announced a restructuring of the basketball operations department. Named **Fred Hoiberg** vice president of basketball operations, **Jerry Sichting** director of pro player personnel, **Rob Babcock** director of scouting/administration, **Zarko Durisic** director of college and European player personnel and **Amy Peterson** director of team operations. Additionally, named **Milton Barnes**, **Dean Cooper**, **Pete Philo**, **Derek Pierce**, **J.T. Prada** and **Jim Stack** regional scouts.

SEPT. 28 Signed free-agents **Alonzo Gee**, **Devin Green**, **Jason Hart**, **Jack McClinton**, **Jared Reiner** and **Mustafa Shakur**.

OCT. 6 Waived guards **Alonzo Gee** and **Jack McClinton**.

OCT. 19 Waived guards **Devin Green** and **Mustafa Shakur**.

OCT. 20 Acquired forward **Nathan Jawai** from Dallas in return for a conditional 2nd-round choice in the 2012 NBA Draft.

OCT. 21 Waived center **Jared Reiner**.

OCT. 23 Waived guard **Antonio Daniels**.

NOV. 2 Exercised the 2010-11 contract options on forwards **Corey Brewer** and **Kevin Love**.

DEC. 29 Acquired forward **Alando Tucker**, a conditional 2nd-round choice in the 2010 NBA Draft and cash considerations from Phoenix in exchange for guard **Jason Hart**.

2010

FEB. 17 Acquired center **Darko Milicic** and cash considerations from New York in exchange for forward **Brian Cardinal**.

FEB. 19 Assigned forward **Nathan Jawai** to Sioux Falls (D-League).

FEB. 21 Recalled forward **Nathan Jawai** from Sioux Falls (D-League).

MAR. 1 Waived center **Mark Blount**.

MAR. 22 Waived forward **Alando Tucker**.

MAR. 23 Signed free-agent forward **Brian Cardinal**.

APR. 13 Signed free-agent center **Greg Stiemsma**.

MAY 17 Named **Tony Ronzone** Assistant General Manager/Player Personnel.

JUNE 24 Selected Syracuse forward **Wesley Johnson** (first round, 4th overall), Nevada forward **Luke Babbitt** (first round, 16th overall), Clemson forward **Trevor Booker** (1st round, 23rd overall), Brazilian center **Paulao Prestes** (2nd round, 45th overall) and Rutgers center **Hamady N'diaye** (second round, 56th overall) in the 2010 NBA Draft. Subsequently acquired guard/forward **Martell Webster** from Portland in exchange for forward **Ryan Gomes** and the draft rights to **Luke Babbitt**. Also acquired the draft rights to Marquette forward **Lazar Hayward** (first round, 30th overall) and Serbian forward **Nemanja Bjelica** (2nd round, 35th overall) from the Washington Wizards in exchange for the draft rights to **Trevor Booker** and **Hamady N'diaye**.

JULY 12 Acquired forward **Michael Beasley** from Miami in exchange for second-round picks in the 2011 and 2012 NBA Drafts and cash considerations. Signed 2010 first-round draft picks **Wesley Johnson** and **Lazar Hayward** to multi-year contracts. Signed free-agent center **Darko Milicic** to a multi-year contract.

JULY 13 Acquired two future first-round draft picks, one belonging to Utah and one belonging to Memphis, and center **Kosta Koufos** from the Utah Jazz in exchange for forward **Al Jefferson**.

JULY 21 Signed free-agent guard **Luke Ridnour** to a multi-year contract.

JULY 26 Acquired guards **Sebastian Telfair** and **Delonte West** from Cleveland in exchange for center **Ryan Hollins**, guard **Ramon Sessions** and a future second-round draft pick.

JULY 28 Signed 2008 second-round draft pick **Nikola Pekovic** to a multi-year contract.

AUG. 3 Waived guard **Delonte West**.

AUG. 9 Signed free-agent forward **Anthony Tolliver**.

AUG. 17 Waived center **Greg Stiemsma**.

SEPT. 24 Signed free-agents forward **Maurice Ager**, **Jason Hart**, **DerMarr Johnson** and **John Thomas**.

SEPT. 30 Waived forward **DerMarr Johnson**.

OCT. 20 Waived guard **Jason Hart** and center **John Thomas**.

NOV. 1 Exercised the 2011-12 contract options on forwards **Michael Beasley** and **Kevin Love**, center **Kosta Koufos** and guards **Jonny Flynn** and **Wayne**

Ellington.

NOV. 11 Waived guard **Maurice Ager**.

NOV. 12 Signed free-agent guard **Sundiata Gaines**.


2011

JAN. 4 Waived guard **Sundiata Gaines**.

FEB. 22 Acquired forward **Anthony Randolph**, center **Eddy Curry**, cash considerations and a future second-round pick in a three-team trade that sent guard **Corey Brewer** to New York and center **Kosta Koufos** to Denver.

MAR. 1 Waived center **Eddy Curry**.

JUNE 17 Signed 2009 first-round draft pick **Ricky Rubio** to a multi-year contract.



JUNE 24 Selected Arizona forward **Derrick Williams** (first round, 2nd overall) and Lithuanian forward **Donatas Motiejunas** (first round, 20th overall) in the 2011 NBA Draft.

JUNE 25 Acquired **Brad Miller**, the draft rights to **Nikola Mirotic** (first round, 23rd overall) and **Chandler Parsons** (second round, 38th overall pick), and a future first-round pick from the Houston Rockets in exchange for **Jonny Flynn**, the draft rights to **Donatas Motiejunas** and a future second-round pick.

JUNE 25 Acquired the draft rights to **Norris Cole** (first round, 28th overall) and **Malcolm Lee** (second round, 43rd overall), and cash considerations from the Chicago Bulls in exchange for the draft rights to **Nikola Mirotic**.

JUNE 25 Acquired the draft rights to **Bojan Bogdanovic** (sec-

ond round, 31st overall), a future second-round pick and cash considerations from the Miami Heat in exchange for the draft rights to **Norris Cole**.

JUNE 25 Acquired a future second-round pick and cash considerations from the New Jersey Nets in exchange for the draft rights to **Bojan Bogdanovic**.

JUNE 25 Received cash considerations from the Houston Rockets in exchange for the draft rights to **Chandler Parsons**.

JUNE 27 Acquired the draft rights to **Tanguy Ngombo** (second round, 57th overall) from the Portland Trail Blazers in exchange for a future second-round pick.

JUNE 29 Exercised the 2012-13 contract options on guard **Wayne Ellington** and forwards **Lazar Hayward** and **Wes Johnson**.

JULY 12 Relieved **Kurt Rambis** of his head coaching duties.

SEP. 28 **Rick Adelman** named head coach.

DEC. 7 Announced the competition of **Rick Adelman's** coaching staff: Named **Terry Porter**, **Jack Sikma**, **T.R. Dunn** and **Bill Bayno** assistant coaches; **David Adelman** and **Shawn Respert** player development coaches; **R.J. Adelman** director of player personnel/game preparation; **Pat Zipfel** advance scout.

DEC. 9 Wolves sign **Dominique Johnson**, **Will Conroy**, **Devean George** and **Shaun Pruitt** to training camp contracts.

DEC. 12 Signed No. 2 overall draft pick **Derrick Williams**.

DEC. 13 Traded forward **Lazar Hayward** to the Oklahoma City Thunder in exchange for a 2012 second-round pick, a conditional second round selection and guard **Robert Vaden**, who was immediately waived; Waived **Dominique Johnson** and **Shaun Pruitt**.

DEC. 14 Signed free-agent guard **Jose Juan Barea**; Waived **Will Conroy** and **Devean George**.

DEC. 15 Signed **Malcolm Lee** and **Bonzi Wells**.

DEC. 23 Waived **Bonzi Wells**.

FEB. 6 Assigned rookie guard **Malcolm Lee** to Sioux Falls of the NBA Developmental League.

FEB. 14 Recalled rookie guard **Malcolm Lee** from the Sioux Falls Skyforce.

FEB. 29 Re-assigned rookie guard **Malcolm Lee** to Sioux Falls of the NBA Developmental League.

MAR. 9 Recalled rookie guard **Malcolm Lee** from the Sioux Falls Skyforce.

JUNE 26 Acquired guard/forward **Chase Budinger** and the draft rights to **Lior Eliahu** from the Houston Rockets in exchange for the 18th overall pick in the 2012 NBA Draft.



- JUNE 28** Selected **Robbie Hummel** (Purdue) with the 58th pick (2nd round) of the 2012 NBA Draft.
- JUNE 30** Do not extend qualifying offers to **Michael Beasley** and **Anthony Randolph**, thus making both players free agents.
- JULY 12** Waived center **Darko Milicic**, designating him as the team's amnesty player.
- JULY 13** Waived guard **Martell Webster**.
- JULY 13** Traded forward/center **Brad Miller**, along with two second round picks, to New Orleans in exchange for a conditional second round selection.
- JULY 15** Signed restricted free-agent forward **Nicolas Batum** to an offer sheet.
- JULY 18** Portland matched Minnesota's offer sheet it had extended to forward **Nicolas Batum**.
- JULY 24** Traded guard **Wayne Ellington** to Memphis in exchange for forward **Dante Cunningham**.
- JULY 25** Signed free-agent guard **Alexey Shved**.
- JULY 27** Traded forward **Wes Johnson**, along with a future first-round pick, to Phoenix in a three-team trade that also involved the New Orleans Hornets. The Wolves acquired two second-round draft picks from New Orleans and a second round pick from Phoenix. Also in the trade, Phoenix sent center **Robin Lopez** and forward **Hakim Warrick** to New Orleans and the Hornets sent guard **Jerome Dyson** and forward/center **Brad Miller** to the Suns.
- JULY 27** Signed free-agent forward **Andrei Kirilenko**.
- JULY 31** Signed free-agent guard **Brandon Roy**.
- AUG. 2** Signed free-agent center **Greg Stiemsma**.
- SEPT. 28** Signed free-agents **Will Conroy**, **Mike Harris**, **Phil Jones**, **Chris Johnson**, **Seth Tarver** and **Jermaine Taylor**.
- OCT. 13** Waived **Phil Jones** and **Seth Tarver**.

• TIMBERWOLVES HISTORY •

Important dates in the formation and development of the Minnesota Timberwolves:


1987
APR. 3 The NBA Expansion Committee recommended Minnesota be granted an NBA franchise beginning with the 1989-90 season.

APR. 22 The Board of Governors voted unanimously to expand the NBA by four teams — Miami and Charlotte in 1988-89, Minnesota and Orlando in 1989-90. The purchase price of \$32.5 million is announced.

1988
JULY 12 A site dedication ceremony for the Wolves' new arena took place in downtown Minneapolis.

JULY 21 Named **Billy McKinney** director of player personnel.

AUG. 23 Named **Bill Musselman** head coach.



SEPT. 17 Unveiled logo at a news conference. Earlier, the nickname "Timberwolves" was selected by a 2-to-1 margin over "Polars" in a vote of 842 City Councils throughout the state.

OCT. 4 Announced the contribution of \$45,425.96 to the United Way bureaus in Minneapolis and St. Paul, reflecting interest earned on more than 12,000 Timberwolves season-ticket deposits.

DEC. 31 Eclipsed the NBA's expansion requirements, selling 11,300 season tickets more than 10 months prior to the 1989-90 season.

1989
JUNE 15 Selected 11 players in the NBA Expansion Draft.

OCT. 6 Opened first training camp at the 98th Street Racquet, Swim & Health Club in Bloomington, Minn.

OCT. 18 Began a six-game preseason schedule with a contest vs. the Los Angeles Lakers. A Metrodome crowd in excess of 20,000 watched the Lakers post a 100-90 victory.

NOV. 3 Played inaugural regular-season game, falling to the Seattle SuperSonics 106-94 at the Seattle Coliseum. **Sam Mitchell** scored the first points in club history, a pair of free throws at 11:15 of the first quarter.

NOV. 8 Played inaugural regular-season home contest, losing to the Chicago Bulls, 96-84. Michael Jordan scored a game-high 45 points to lead the Bulls over the Wolves in front of 35,427 at the Metrodome.

NOV. 10 Recorded first victory, defeating the Philadelphia 76ers, 125-118, in overtime before 29,117 at the Metrodome.

NOV. 29 Earned first road victory, 105-100, at Miami Arena.

1990
APR. 17 The third-largest crowd in NBA history, 49,551, came to the Metrodome for Fan Appreciation Night, enabling the Timberwolves to become the NBA's all-time single-season attendance champions. The season total of 1,072,572 was an average of 26,160 per game and topped Detroit's previous 1987-88 league record by 6,067.

AUG. 7 Along with Target Stores, announced an extension of their promotional agreement by naming the Timberwolves' new downtown arena "Target Center."

OCT. 13 Target Center officially opened with a ceremonial "jump ball." All proceeds from the event benefited the American Cancer Society.

OCT. 16 In the inaugural game played in Target Center, the Wolves lost 102-96 in an exhibition contest with the Philadelphia 76ers.

NOV. 2 In the first regular-season game at Target Center, the Timberwolves opened the 1990-91 season with a 98-85 win over Dallas before a sellout crowd of 19,006.

NOV. 29 Announced that **Billy McKinney** resigned his position as director of player personnel.

1991
APR. 22 Relieved head coach **Bill Musselman** and assistant coach **Tom Thibodeau** of their duties.

MAY 16 Center **Felton Spencer** was named to the NBA All-Rookie Second Team.

JUNE 19 Named **Jimmy Rodgers** head coach.

NOV. 1 Opened the 1991-92 season before a crowd of only 6,973 as the game was played during the largest snowfall in Minnesota history (24 inches in 24 hours). The Timberwolves lost 112-97 to the Utah Jazz.

NOV. 30 Center **Luc Longley** became the first native Australian to play in an NBA game (at Dallas).

1992
JAN. 15 Announced that guard/forward **Doug West** was chosen to compete in the ninth annual Gatorade Slam-Dunk Championship on All-Star Saturday at the Orlando Arena.

MAR. 23 NBA Commissioner David Stern, during a press conference at Target Center, announced that the Timberwolves had been selected to play host to the 1994 NBA All-Star Weekend, scheduled for Friday, Feb. 11 through Sunday, Feb. 13, 1994.

JUNE 1 Named **Jack McCloskey** general manager.

1993
JAN. 11 Relieved head coach **Jimmy Rodgers** of his duties and named **Sidney Lowe** interim head coach.

MAR. 24 Promoted **Sidney Lowe** to head coach.

APR. 25 Guard **Micheal Williams** broke Calvin Murphy's all-time NBA record for consecutive free throws when he hit his 79th straight in the final home game of the season. Williams continued adding to his mark, making five more in the contest to end the season at 84.

MAY 19 Along with the NBA, unveiled the official logo for the 1994 All-Star Weekend, scheduled for Feb. 11-13 at Target Center.

MAY 20 Forward/center **Christian Laettner** was named to the NBA All-Rookie First Team.

JUNE 21 Named **Kevin McHale** television broadcast analyst and special assistant coach and **Bob Weinbauer** assistant coach.

NOV. 9 Guard **Micheal Williams'** NBA-record consecutive free-throw streak came to an end at 97 with a second-quarter miss at San Antonio.

1994
JAN. 8 Announced that guard **Isaiah Rider** was chosen to compete in the 11th annual Gatorade Slam-Dunk Championship during All-Star Saturday, Feb. 12, at Target Center. Rider was also one of 16 first-year NBA players selected to participate in the inaugural Schick Rookie Game, scheduled prior to the slam-dunk championship.

FEB. 11-13 Along with the NBA, played host to All-Star Weekend at Target Center, featuring All-Star Saturday and the 44th annual All-Star Game.

FEB. 12 Guard **Isaiah Rider** won the 11th annual Gatorade Slam Dunk Championship during All-Star Saturday at Target Center. Rider finished his winning performance with a between-the-legs, one-handed dunk he called the "East Bay Funk."

APR. 15 Forward/center **Andres Guibert** became the first native Cuban to play in an NBA game (vs. Indiana).

APR. 29 Announced assistant coach **Bob Weinbauer** accepted the position of vice president of basketball operations with the Houston Rockets.

MAY 5 Guard **Isaiah Rider** was named to the NBA All-Rookie First Team.

MAY 23 Announced the sale of the Timberwolves from **Marv Wolfenson** and **Harvey Ratner** to Top Rank of Louisiana, pending NBA approval.

JUNE 15 The NBA Relocation Committee unanimously recommended (6-0) that the NBA Board of Governors disapprove the sale of the Timberwolves to Top Rank of Louisiana.

JUNE 21 The NBA Board of Governors voted 25-1, with one abstention, to disapprove the sale of the Timberwolves to Top Rank of Louisiana.

AUG. 5 Announced the sale of the Timberwolves from **Marv Wolfenson** and **Harvey Ratner** to a group led by businessman and former Minnesota state senator **Glen Taylor**, pending NBA approval.

AUG. 17 Relieved head coach **Sidney Lowe**, assistant to the general manager/assistant coach **Jim Brewer** and assistant coach **Chuck Davisson** of their duties.

AUG. 18 Named **Kevin McHale** assistant general manager.

AUG. 29 Named **Bill Blair** head coach.

SEPT. 30 Announced that **Marv Wolfenson**, **Harvey Ratner** and **Glen Taylor** had completed and signed a purchase agreement for the sale of the franchise.

OCT. 5 The NBA Board of Governors voted to approve the sale of the Timberwolves to **Glen Taylor**.

1995
MAR. 23 Announced the finalization of the franchise's sale to **Glen Taylor**.

MAY 11 Promoted **Kevin McHale** to vice president of basketball operations. Named **Flip Saunders** general manager and **Jerry Sichting** director of scouting and player development.

DEC. 18 Relieved **Bill Blair** of his head coaching duties. Named **Flip Saunders** head coach and **Jerry Sichting** assistant coach.

1996
JAN. 9 Rookie forward **Kevin Garnett** started his first NBA game. At 19 years, 7 months and 20 days, he was, at the time, the third-youngest player in NBA history to start a game.

MAY 16 Forward **Kevin Garnett** was named to the NBA All-Rookie Second Team.

MAY 18 Unveiled new logo and uniforms in a ceremony in the Mall of America rotunda.

1997
JAN. 28 Forward **Tom Gugliotta** was named to the Western Conference team for the 1997 NBA All-Star Game on Feb. 9 in Cleveland, becoming the first player in team history selected to play in an All-Star Game.

FEB. 1 Guard **Stephon Marbury** was named NBA Rookie of the Month for January. He was the first Timberwolves player to receive league rookie of the month honors. He averaged 16.9 ppg, 8.1 apg and 2.1 spg while leading the Timberwolves to a 9-6 January record.

FEB. 5 Forward **Kevin Garnett** was named to the Western Conference team for the 1997 NBA All-Star Game on Feb. 9 in Cleveland.

FEB. 8 Guard **Chris Carr** finished second in the Gatorade Slam Dunk Contest during All-Star Weekend.

FEB. 9 Forward **Tom Gugliotta** scored nine points and grabbed eight rebounds in 19 minutes for the Western Conference All-Stars in the 1997 NBA All-Star Game. **Kevin Garnett** added six points and nine rebounds in 18 minutes for the Western Conference All-Stars.

APR. 25 The Timberwolves participated in the first playoff game in franchise history. They fell to the Houston Rockets, 112-97, at The Summit in Houston.

MAY 6 Guard **Stephon Marbury** was named to the NBA All-Rookie First Team.

JULY 15 Signed general manager/head coach **Flip Saunders** to a five-year contract extension.


OCT. 1 Signed forward **Kevin Garnett** to a multi-year contract extension.

1998
JAN. 25 Forward **Kevin Garnett** was named a starter for the

• TIMBERWOLVES HISTORY •

- FEB. 8** Western Conference in the 1998 NBA All-Star Game on Feb. 8 in New York, becoming the first player in team history selected to start in an All-Star Game. Forward **Kevin Garnett** scored 12 points and grabbed four rebounds in 21 minutes for the Western Conference All-Stars in the 1998 NBA All-Star Game.
- MAR. 4** Forward **Tom Gugliotta** underwent season-ending surgery to remove bone spurs and chips from his right ankle.
- APR. 26** The Timberwolves won their first playoff game in franchise history, defeating the Seattle SuperSonics, 98-93, at KeyArena in Seattle.

- 1999**
- FEB. 22** Guard **Stephon Marbury** was named NBA Player of the Week for the week of Feb. 15-21. Marbury averaged 24.3 ppg, 11.8 apg, 2.0 rpg and 1.5 spg. In the Feb. 17 game vs. the Houston Rockets, Marbury scored 40 points, handed out 12 assists and had no turnovers, becoming only the fifth player in NBA history to record 40+ points, 10+ assists and no turnovers in a game.
- MAR. 18** The NBA announced the Wolves would face the San Antonio Spurs (later changed to the Sacramento Kings) at the Tokyo Dome in Tokyo, Japan on Nov. 5 and Nov.



- 6.**
- APR. 5** Forward **Kevin Garnett** was named NBA Player of the Week for the week of March 29-April 4. Garnett averaged 24.7 ppg, 8.6 rpg and 6.3 apg, while shooting 66.1% (37-56) from the field.
- APR. 20** Forward **Kevin Garnett** was selected by a five-member panel of former NBA players as the Midwest Division winner for the 1998-99 NBA Sportsmanship Award.
- JUNE 8** Forward **Kevin Garnett** was named to the NBA All-League Third Team.
- JUNE 24** The NBA announced the Minnesota Timberwolves were selected to play host to the 2000 Draft at Target Center on June 28, 2000.
- JULY 29** Signed general manager/head coach **Flip Saunders** to a multi-year contract extension.

- AUG. 2** Signed first-round draft pick forward **Wally Szczerbiak** to a multi-year contract.
- NOV. 5** Wolves opened the season in Tokyo, Japan vs. the Sacramento Kings. The Kings won 100-95 at the Tokyo Dome.
- NOV. 15** Forward **Kevin Garnett** was named NBA Player of the Week for the week of Nov. 8-14. He averaged 25.5 ppg and 13 rpg.
- DEC. 27** Forward **Kevin Garnett** was named NBA Player of the Week for the week of Dec. 20-26. He averaged 23.0 ppg and 41.0 mpg.

- 2000**
- JAN. 29** Forward **Kevin Garnett** was named a starter for the Western Conference in the 2000 NBA All-Star Game on Feb. 13 in Oakland.
- FEB. 2** Forward **Kevin Garnett** was named NBA Player of the Month for January. He averaged 25.7 ppg and 10.5 rpg, scoring more than 30 points four times that month.
- FEB. 2** **Flip Saunders** was named NBA Coach of the Month for January. He guided the Wolves to a franchise-record 12-3 (.800) mark. The club posted a 6-1 record on the road, and was 8-3 against .500+ opponents.
- FEB. 2** Forward **Wally Szczerbiak** scored 13 points and grabbed three rebounds in the Schick Rookie Challenge at the NBA All-Star Weekend in Oakland.
- FEB. 13** Forward **Kevin Garnett** started in the NBA All-Star Game in Oakland, recording 24 points, 10 rebounds and five assists.
- MAR. 27** Forward **Kevin Garnett** was named NBA Player of the Week for the week of March 20-26. He averaged 35.3 ppg and 10 rpg. In the March 22 game against Boston, he scored 40 points and grabbed eight rebounds.
- MAY 18** Forward **Wally Szczerbiak** was named to the 1999-2000 Schick All-Rookie First Team.
- MAY 20** Guard/forward **Malik Sealy** killed in a car accident.
- MAY 31** Forward **Kevin Garnett** was named to the 1999-2000 All-NBA First Team. Assistant coach **Sidney Lowe** accepted the position of head coach with the Vancouver Grizzlies.
- JUNE 28** Wolves played host to 2000 NBA Draft at Target Center.
- NOV. 5** Retired the jersey **Malik Sealy** prior to the home opener vs. Sacramento.
- NOV. 20** Forward **Kevin Garnett** was named NBA Player of the Week for the week of Nov. 13-19. He averaged 27.0 ppg, 11.0 rpg, and 4.0 apg, while shooting 64.7% from the field.
- DEC. 23** Minnesota played its 1,000th game in franchise history, at home against Utah.


- 2001**
- FEB. 2** **Flip Saunders** was named NBA Coach of the Month for January. He guided the Wolves to a franchise-record 12-4 (.750) mark, matching the club record for most wins in a calendar month (January 2000, March 2000).
- FEB. 9** Forward **Wally Szczerbiak** scored 27 points as a sophomore in the Schick Rookie Challenge at the 2001 All-Star Game in Washington and was named

- the game's MVP.
- FEB. 10** Forward **Kevin Garnett** scored 14 points in the 2001 All-Star Game in Washington. He was named an All-Star starter for the third time in four appearances.
- MAR. 21** **Flip Saunders** was selected to coach USA Basketball's entry in the 2001 Goodwill Games held Sept. 3-9 in Brisbane, Australia.
- APR. 7** The Timberwolves organization dedicated the **Malik Sealy Gym of Dreams** at the Episcopal Church of Gethsemane in Minneapolis.
- APR. 8** The Timberwolves organization honored former Minneapolis Lakers star **George Mikan** in a half-time ceremony of their game vs. the L.A. Lakers.
- MAY 2** Forward **Kevin Garnett** was named to the 2000-01 NBA All-Defensive First Team.
- MAY 21** Forward **Wally Szczerbiak** was named to USA Basketball's team for the 2001 Goodwill Games held Sept. 3-9 in Brisbane, Australia.
- MAY 22** Forward **Kevin Garnett** was named to the 2000-01 NBA All-Interview First Team.
- MAY 31** Forward **Kevin Garnett** was named to the 2000-01 All-NBA Second Team.
- JUNE 20** Signed head coach **Flip Saunders** to a multi-year contract extension.
- SEPT. 9** **Flip Saunders** and forward **Wally Szczerbiak** helped lead the United States men's basketball team to a 5-0 mark in winning the gold medal at the 2001 Goodwill Games in Brisbane, Australia.
- NOV. 19** Forward **Kevin Garnett** was named NBA Western Conference Player of the Week for games played Nov. 12-18.

- 2002**
- JAN. 14** Forward **Kevin Garnett** was named NBA Western Conference Player of the Week for games played Jan. 7-13.
- JAN. 26** Forward **Kevin Garnett** was named a starter for the Western Conference in the 2002 NBA All-Star Game on Feb. 10 in Philadelphia.
- JAN. 29** Guard **Wally Szczerbiak** was selected as a Western Conference reserve for the 2002 NBA All-Star Game on Feb. 10 in Philadelphia.
- FEB. 10** Guard **Wally Szczerbiak** made his first All-Star Game appearance, scoring 12 points with three assists in 12 minutes on Feb. 10 in Philadelphia. Forward **Kevin Garnett** made his fifth straight All-Star Game appearance, finishing with 14 points and 12 rebounds.
- MAR. 1** Forward **Kevin Garnett** was named NBA Western Conference Player of the Month for games played in February, the second such honor of his career.
- MAR. 11** Forward **Kevin Garnett** was selected to receive the NBA Community Assist Award for his community outreach during the month of February.
- MAR. 24** Center **Marc Jackson** scored the 100,000th point in club history in the fourth quarter at New York.
- APR. 30** Forward **Kevin Garnett** was named to the NBA All-Defensive First Team.
- MAY. 1** Forward **Kevin Garnett** was named to the NBA All-League Second Team.
- NOV. 25** Forward **Kevin Garnett** was named NBA Western

Conference Player of the Week for games played Nov. 18-24.

- 2003**
- JAN. 23** Forward **Kevin Garnett** was named a starter for the Western Conference in the 2003 NBA All-Star Game on Feb. 9 in Atlanta.
- FEB. 9** Forward **Kevin Garnett** made his sixth straight All-Star game appearance and was named Most Valuable Player of the 52nd annual contest; He finished with 37 points, nine rebounds and five steals in the West's 155-145 double-overtime win at Philips Arena in Atlanta.
- MAR. 3** Forward **Kevin Garnett** was named NBA Western Conference Player of the Month for games played in February, the third such honor of his career.
- MAR. 3** **Flip Saunders** was named NBA Coach of the Month for February, the third such honor of his career.
- APR. 17** Forward **Kevin Garnett** was named NBA Western Conference Player of the Month for games played in April, the fourth such honor of his career.
- MAY 6** Forward **Kevin Garnett** was named to the NBA All-League First Team.
- MAY 8** Forward **Kevin Garnett** was named to the NBA All-Defensive First Team.
- OCT. 1** Signed forward **Kevin Garnett** to a multi-year contract extension.
- NOV. 18** Donnie Satori of Waseca, Minn., became the 10 millionth fan to pass through the gates in franchise history.
- NOV. 24** Forward **Kevin Garnett** was named NBA Western Conference Player of the Week for games played Nov. 17-23.
- DEC. 22** Forward **Kevin Garnett** was named NBA Western



Conference Player of the Week for games played Dec. 15-21.

DEC. 29 Guard **Sam Cassell** was named NBA Western Conference Player of the Week for games played Dec. 22-28.

• TIMBERWOLVES HISTORY •

2004

- JAN. 5** Forward **Kevin Garnett** was named NBA Western Conference Player of the Month for games played in December, the fifth such honor of his career.
- JAN. 26** Timberwolves Head Coach **Flip Saunders** was named to coach the Western Conference All-Stars for the February 15 game at STAPLES Center.
- JAN. 26** Forward **Kevin Garnett** was named NBA Western Conference Player of the Week for games played Jan. 19-25.
- JAN. 29** Forward **Kevin Garnett** was named a starter for the Western Conference in the 2004 NBA All-Star Game on Feb. 15 in Los Angeles.
- FEB. 2** Forward **Kevin Garnett** was named NBA Western Conference Player of the Month for games played in January, the sixth such honor of his career.
- FEB. 2** Forward **Kevin Garnett** was named NBA Western Conference Player of the Week for games played Jan. 26-Feb. 1.
- FEB. 3** Guard **Sam Cassell** was named a reserve for the Western Conference in the 2004 NBA All-Star Game on Feb. 15 in Los Angeles.
- FEB. 15** Timberwolves Head Coach **Flip Saunders** led the Western Conference All-Stars to a 136-132 win over the East at STAPLES Center. **Kevin Garnett** recorded 12 points with seven rebounds and six assists. **Sam Cassell** added four points and a team-high seven assists.
- MAR. 1** Forward **Kevin Garnett** was named NBA Western Conference Player of the Month for games played in February, the seventh such honor of his career. It marked the first time in NBA history that a player won the award in three consecutive months.
- MAR. 12** The Timberwolves set a franchise single-game Target Center attendance record with a standing-room-only crowd of 20,391 during a 96-86 win over the Los Angeles Lakers.
- APR. 15** Forward **Kevin Garnett** was named NBA Western Conference Player of the Month for games played in April, the eighth such honor of his career.
- APR. 15** Timberwolves Head Coach **Flip Saunders** was named NBA Western Conference Coach of the Month for games played in April, the fourth such honor of his career.
- APR. 25** Forward **Kevin Garnett** was named to the NBA All-League First Team. Guard **Sam Cassell** was named to the NBA All-League Second Team.
- APR. 26** Forward **Kevin Garnett** was named to the NBA All-Defensive First Team.
- APR. 30** Timberwolves claim a 102-91 Game 5 first round victory at Target Center to defeat the Denver Nuggets, 4-1, and advance to the Western Conference Semifinals.
- MAY 3** Forward **Kevin Garnett** was named the NBA's Most Valuable Player. He tallied 1,219 points in MVP balloting, including 120 of a possible 123 first place votes from the media.
- MAY 19** Timberwolves post an 83-80 Game 7 semifinals victory at Target Center to defeat the Sacramento Kings, 4-3, and advance to the Western Conference

- MAY 31** Finals. Timberwolves fall to the Los Angeles Lakers, 96-90 in Game 6 of the Western Conference Finals and are eliminated from the series, 4-2.
- JULY 9** Named **Jim Stack** general manager.
- NOV. 8** Forward **Kevin Garnett** was named NBA Western Conference Player of the Week for games played Nov. 1-7.

2005

- FEB. 3** Forward **Kevin Garnett** was named a starter for the Western Conference in the 2005 NBA All-Star Game on Feb. 20 in Denver.
- FEB. 12** Relieved head coach **Flip Saunders** of his duties and named **Kevin McHale** interim head coach.
- FEB. 20** Forward **Kevin Garnett** tallied 10 points in 16 minutes for the Western Conference in the 2005 NBA All-Star Game in Denver.
- APR. 1** Forward **Kevin Garnett** was named NBA Western Conference Player of the Month for games played in March, the ninth such honor of his career.



- MAY 12** Forward **Kevin Garnett** was named to the NBA All-Defensive First Team.
- MAY 18** Forward **Kevin Garnett** was named to the NBA All-League Second Team.
- JUNE 17** Named **Dwane Casey** head coach.
- DEC. 5** **Kevin Garnett** was awarded the NBA's community assist award for the month of November, for his Katrina relief efforts and his donation of the 4XL Technology Center at Washburn High School in Minneapolis.

2006

- JAN. 17** **Kevin Garnett** was named Western Conference Player of the Week for his play in three games between Jan. 9 and 15. It was the 14th such honor for Garnett in his career.
- FEB. 9** **Kevin Garnett** was named to the 2006 Western Conference All-Star Team for the ninth consecutive season.

- FEB. 19** **Kevin Garnett** played in his ninth consecutive NBA All-Star Game, logging 16 minutes, grabbing nine rebounds and dishing four assists.
- APR. 17** **Fred Hoiberg** announced his retirement from the NBA due to the risks of playing with a pacemaker. He also announced that he would be joining the front office staff of the organization.
- APR. 27** The NBA announced that **Kevin Garnett** was the 2006 recipient of the J. Walter Kennedy Citizenship award presented annually by the Professional Basketball Writers Association.
- APR. 28** Original Timberwolves co-owner **Harvey Ratner** passes away at age 79.
- MAY 11** Forward **Kevin Garnett** was named to the NBA All-Defensive Second Team.
- NOV. 3** **Craig Smith** scores 20 points in 16 minutes of playing time at Denver to become the first Timberwolves player to tally 20 or more points in less than 20 minutes since Chauncey Billups on April 18, 2001.
- NOV. 6** **Kevin Garnett** records 15 points and 10 rebounds at Sacramento for his 37th consecutive point/rebound double-double. The streak would end the following day at Los Angeles Lakers, but his string was the NBA's longest in 23 years since Moses Malone had 44 consecutive point/rebound double-doubles.
- DEC. 3** **Kevin Garnett** scores the 18,000th point of his career against New York.
- DEC. 29** **Kevin Garnett** records block number 1,500 in his career against Seattle.

2007

- JAN. 2** **Randy Foye** was named the NBA Western Conference Rookie of the Month for December.
- JAN. 7** **Kevin Garnett** was named the NBA Western Conference Player of the Week.
- JAN. 7** **Kevin Garnett** broke his own franchise record of consecutive double-figure scoring games to 339, the eighth-longest streak in NBA history.
- JAN. 7** Minnesota tied an NBA record for most consecutive overtime games with three on Jan. 3, 5 and 7.
- JAN. 13** **Kevin Garnett** hauls in the 10,000th rebound of his career against New Jersey. He becomes the 32nd player in NBA history to reach that mark.
- JAN. 22** **Ricky Davis** scores 30 of his 32 points in the second half at Utah. His 30 points in a half ties a franchise record shared by Tony Campbell and Chauncey Billups.
- JAN. 23** Relieved **Dwane Casey** of his head coaching duties; promoted assistant coach **Randy Wittman** to head coach for the remainder of the season.
- JAN. 24** Minnesota set an NBA record for most overtime games in a calendar month with a total of six in January.
- JAN. 29** **Kevin Garnett** scores a season-high 44 points (three shy of his own club record) against Phoenix. It was the franchise's 10th game of 40 or more points.
- FEB. 16** **Randy Foye** plays in the Rookie Challenge at All-Star Weekend in Las Vegas and produces 14 points and seven assists.
- FEB. 18** **Kevin Garnett** starts for the Western Conference All-

Star Team and collects seven points, six rebounds and four assists. It was his 10th straight All-Star appearance and eighth start.

- MAR. 6** **Ricky Davis** plays 55:50 against the Lakers, the second-highest minute total in franchise history.
- MAR. 30** **Kevin Garnett** records his 30th career 20-point and 20-rebound game with 22 points and 20 rebounds against Miami.
- APR. 1** Minnesota sets a franchise record with its 10th overtime contest of the season in a 105-104 win at Orlando.
- APR. 6** **Kevin Garnett** scored the 19,000th point of his career at New York.
- APR. 9** **Kevin Garnett** scores 17 points against Toronto. It was his 398th consecutive game scoring in double-figures (in his final game of the season). His streak is the longest in franchise history and the eighth-



longest in NBA history.

- APR. 15** **Ricky Davis** becomes the seventh player in franchise history to score 40 or more points with 42 at Golden State.
- APR. 16** **Craig Smith's** five steals at Denver are one shy of the franchise's rookie record (Sam Mitchell, six).
- APR. 30** **Kevin Garnett** named to All-Defensive Team for the eighth time in his career (All-Second Team in 2007).
- MAY 19** **Kevin Garnett** named to All-NBA Third Team. His seventh career All-NBA selection.
- MAY 8** **Randy Foye** and **Craig Smith** named to the first and second NBA All-Rookie teams.
- JULY 31** Acquired forwards **Al Jefferson**, **Ryan Gomes** and **Gerald Green**, guard **Sebastian Telfair**, center **Theo Ratliff** and two first-round draft picks in exchange for forward **Kevin Garnett**.
- DEC. 6** **Corey Brewer** pulled down 18 rebounds at Atlanta, the most by a Timberwolves rookie since **Dean Garrett** grabbed 20 on Jan. 31, 1997.
- DEC. 8** **Al Jefferson** posted 32 points and 20 rebounds in a 100-93 win over Phoenix, joining **Kevin Garnett** as the only players in Wolves history with 30/20 games.
- DEC. 21** The Wolves posted a 131-118 win over Indiana to

• TIMBERWOLVES HISTORY •

record the second-highest single-game scoring total in franchise history.

2008

- JAN. 27** **Al Jefferson** poured in a career-high 40 points in a 98-95 win over New Jersey, becoming the eighth player in franchise history to surpass the 40-point plateau.
- JAN. 28** **Al Jefferson** was named Western Conference Player of the Week, the second such honor of his career.
- FEB. 16** **Gerald Green** competed in the Sprite Slam Dunk competition at All-Star Weekend in New Orleans, finishing as the runner-up to Orlando's Dwight Howard.
- MAR. 19** **Al Jefferson** grabbed his 273rd offensive rebound of the season, surpassing the previous club record of 272 set by Felton Spencer during the 1990-91 season.



- APR. 15** **Rashad McCants** hit his 140th three-pointer of the season, surpassing the previous team record of 139 set by Isaiah Rider during the 1994-95 season.
- JUN. 26** Unveiled a re-designed logo and new secondary logo in anticipation of the team's 20th NBA season. The new secondary logo made its public debut in front of a national audience as it adorned the hat worn by the Wolves' selection in that night's 2008 NBA Draft.
- AUG. 18** Introduced new uniforms for the franchise's 20th season in a public ceremony at the IDS Center's Crystal Court. The event marked the first change in the Timberwolves uniforms in 12 seasons.
- SEPT. 18** Tipped off the franchise's 20th season with a press conference at Target Center. The Wolves honored all season ticket holders who remain from the inaugural season and staged a ceremonial "opening tip" to the season between rookie center **Kevin Love** and inaugural season center **Randy Brewer**.
- DEC. 8** Relieved **Randy Wittman** of his head coaching duties; reassigned **Kevin McHale** from vice president of basketball operations to head coach.

2009

- JAN. 5** **Al Jefferson** was named Western Conference Player of the Week, the third such honor of his career.
- FEB. 2** **Kevin McHale** was named Western Conference Coach of the Month after guiding the Wolves to a 10-4 mark in January.
- APR. 3** **Kevin Love** was named Western Conference Rookie of the Month for March.
- APR. 15** **Kevin Love** tallied his 29th double-double, passing **Christian Laettner** for most by a Timberwolves rookie.
- MAY 22** Named **David Kahn** president of basketball operations.
- JUNE 17** Relieved **Kevin McHale** of his head coaching duties.
- AUG. 10** Named **Kurt Rambis** head coach.

2010

- JAN. 13** **Al Jefferson** hauled in a franchise-record 26 rebounds in the Wolves' triple-OT loss at Houston. The game also marked the first triple-overtime game in club history.
- FEB. 23** **Corey Brewer's** three-pointer in the second quarter at Miami extended his streak to 22 consecutive games with at least one trey, breaking the previous franchise record of 21 held by **Isaiah Rider**.
- APR. 30** **Jonny Flynn** was named to the NBA All-Rookie Second Team.
- NOV. 10** **Michael Beasley** scored a career-best 42 points to lead the Wolves to a 98-89 win over Sacramento, becoming the youngest Timberwolf in franchise history to score 40 points (age 21).
- NOV. 12** **Kevin Love** scored 31 points and grabbed 31 rebounds to help the Wolves erase a 21-point third quarter deficit en route to a 112-103 win over the Knicks. Love became the first player since Moses Malone in 1981-82 to accomplish a 30/30 game.
- NOV. 27** **Kevin Love** posted 21 points and 22 rebounds, his fourth 20/20 game of November, becoming the first player to have four 20/20 games in a month since Kevin Willis did so twice during the 1991-92 season. The Timberwolves made a franchise-record 18 three-pointers vs. Cleveland, including five from **Kevin Love** (who had a game-high 28 points), en route to the team's biggest margin of victory of the season (34 points).
- DEC. 18** **Kevin Love** scored a career-high 43 points and grabbed 17 rebounds in a road loss to Denver, setting a franchise record for points in a road game.

2011

- FEB. 16** **Kevin Love** scored 18 points and grabbed 18 rebounds for his 51st double-double before the All-Star break, the most in NBA history and joining George Mikan (50 in 1950) as the only players with 50+ double-doubles before the break.
- FEB. 18** **Wes Johnson** scored 25 points at the T-Mobile Rookie Challenge, the most by a Timberwolf since **Wally Szczerbiak** had 27 in 2001.
- FEB. 20** **Kevin Love** scored two points and grabbed four rebounds in 12 minutes during the Western Conference's 148-143 victory in the 2011 All-Star

Game.

- MAR. 13** **Kevin Love** (6 points, 12 rebounds) had his 53-game double-double streak snapped against Golden State. The streak was a franchise record, and the longest in the NBA since Elvin Hayes had a 55-game streak during the 1973-74 season.
- APR. 21** **Kevin Love** received the 2010-11 Kia NBA Most Improved Player Award.
- MAY 11** **Wes Johnson** was named to the NBA All-Rookie Second Team.
- MAY 18** Awarded the second overall pick in the 2011 NBA Draft.
- JUNE 17** Signed guard **Ricky Rubio** to a multi-year contract.



- JUNE 23** Selected forward **Derrick Williams** with the second overall pick of the 2011 NBA Draft.
- JULY 12** Relieved **Kurt Rambis** of his coaching duties.
- SEPT. 13** Reached an agreement in principle with **Rick Adelman** to become the team's next head coach.
- DEC. 27** **Kevin Love** tallied his 5th career 30-pt/20-reb game in scoring 31 points and grabbing 20 rebounds as the Wolves fell to the Bucks, 98-95. Love also established new single-game franchise records for fgm (19) and fta (24).
- DEC. 30** In just his third NBA game, **Ricky Rubio** recorded 12 points, 12 assists and six rebounds vs. Miami - the first Wolves player to record such line since Sam Cassell (Jan. 21, 2004 at Toronto).
- JAN. 18** **Ricky Rubio** registered nine points, eight rebounds, seven assists and six steals - the first such stat line in NBA history - in a 93-85 win over Detroit.
- JAN. 20** **Kevin Love's** three-pointer as time expired gave the Wolves a 101-98 win over the Los Angeles Clippers. Love record his 15th straight double-double (17 points, 14 rebounds) to start the season, the longest such streak since Moses Malone had 16 in 1981-82.
- FEB. 1** **Ricky Rubio** named the Western Conference Rookie of the Month for January, the first such honor of his career.
- FEB. 7** Playing without **Kevin Love**, the Wolves defeated the

Sacramento Kings 86-84 to move one game over .500 at 13-12. The record represented the Wolves' best mark after 25 games since they began the 2004-05 season 15-10.

- FEB. 8** **Ricky Rubio** and **Derrick Williams** selected to represent Wolves in 2012 BBVA Rising Stars Challenge.
- FEB. 9** **Kevin Love** named to Western Conference All-Star Team.
- FEB. 11** Drew an announced crowd of 20,232 vs. New York, the Wolves' largest home crowd since the 2003-04 season and the 4th-largest crowd in Target Center history. **Kevin Love** tallied his sixth career 30-point/20-rebound game, registering 32 points and 21 rebounds as the Wolves fell to the Knicks, 100-98.
- FEB. 24** Representing the Timberwolves at the BBVA Rising



Stars Challenge, **Ricky Rubio** scored 12 points and dished out seven assists, while **Derrick Williams** scored two points.

- FEB. 25** **Kevin Love** outlasted **Kevin Durant** to win the 2012 Foot Locker Three-Point Contest.
- FEB. 26** In his second NBA All-Star Game, **Kevin Love** scored 17 points in just over 18 minutes as the Western Conference defeated the Eastern Conference, 152-149.
- MAR. 3** Put a halt to a 16-game losing streak to Portland, defeating the Trail Blazers 122-110. In the win, **Kevin Love** erupted for a season-best 42 points, triggering a five-game binge that saw him average 34.2 ppg. **Ricky Rubio** tied a Wolves record by handing out 10 first-quarter assists. It was the Wolves' first win at the Rose Garden since Dec. 7, 2005.
- MAR. 10** Announced **Ricky Rubio** would undergo season-ending surgery to repair a torn ACL (anterior cruciate ligament) in his left knee suffered March 9 vs. the L.A. Lakers.



- MAR. 21** Announced **Ricky Rubio** underwent successful surgery to reconstruct a torn ACL (anterior cruciate ligament) and a torn LCL (lateral collateral ligament) in his left knee.
- MAR. 23** In the highest scoring NBA game in nearly four years, the Wolves fell to the Oklahoma City Thunder 149-140 in double-OT. **Kevin Love** scored a club-record 51 points, including a career-high seven three-pointers, while **J.J. Barea** became the 7th Wolves player in team history to record a triple-double with 25 points, 10 rebounds and a career-high-tying 14 assists. In the loss, Minnesota set team records for points scored (140) and three-point field goals attempted (36). The Wolves also set two-team records for points (289) and field goals made (109).
- MAR. 25** **Kevin Love** registered his 7th career 30-point/20-rebound game with 30 points and 21 rebounds as the Wolves defeated the Denver Nuggets, 117-100. Love's seven 30-point/20-rebound games are the most among all active NBA players.
- MAR. 28** **Kevin Love** scored 40 points while grabbing 19 rebounds in Minnesota's 88-83 win over Charlotte. Love's 40-point game was the third of his career, tying him with Kevin Garnett for the most in a Wolves uniform.
- APR. 12** Announced **Kevin Love** suffered a mild concussion and neck strain April 11 at Denver.
- MAY 12** **Kevin Love** finished 6th in the 2012 KIA Most Valuable Player balloting, totaling 58 points.
- MAY 15** **Ricky Rubio** finished 2nd in the 2012 KIA Rookie of the Year balloting.
- MAY 22** **Ricky Rubio** named to the 2012 NBA All-Rookie Team; **Derrick Williams** named to 2012 NBA All-Rookie Second Team.
- MAY 24** **Kevin Love** named to All-NBA Second Team.
- JULY 27** Signed free-agent forward **Andrei Kirilenko** to a contract.
- JULY 31** Signed free-agent guard **Brandon Roy** to a contract.
- OCT 17** Announced that **Kevin Love** would miss approximately 6-8 weeks with a broken right hand.

• TEAM NAME & LOGO HISTORY •

How Minnesota's team became the Timberwolves...

Minnesota's expansion team was officially dubbed the "Timberwolves" in December of 1986, nearly three years before the first game would be played on Nov. 3, 1989, and four months before the NBA officially granted Minnesota a team. After original owners Harvey Ratner and Marv Wolfenson submitted a formal expansion proposal to the NBA Board of Governors in October of 1986, they held a "Name the Team" contest that drew 6,076 entries from across the state featuring 1,284 different proposed nicknames. The two most common submissions, Timberwolves and Polars, were deemed finalists and the 842 city councils in Minnesota were asked to submit their vote for the winner. "Timberwolves" was selected by a 2-to-1 margin. Timberwolves was a fitting name for Minnesota's new team, as the state is home to the largest wolf population in the U.S. and the International Wolf Center, a comprehensive wolf research facility, is located in Ely, Minnesota.

1989-90 through 1995-96 Seasons

Similar to the naming contest, the Timberwolves held a public contest to select the team's first logo. After receiving over 2,600 submissions, some coming from as far away as Alaska and Norway, the team settled on a design submitted by Mark Thompson of Austin, Minn. Original Team President Bob Stein described the winning submission as "aggressive, but not sinister." The logo was first unveiled to the public on an oversized \$20,000 check that the team donated to the United Way on Sept. 17, 1987.



1996-97 through 2007-08 Seasons

Amid a display of lasers and smoke at the Mall of America's main rotunda, the Wolves turned the page on the franchise's expansion days by unveiling this new look on May 18, 1996. Owner Glen Taylor described the new logo, designed by L.A.-based Mednick Design Group, as "a step towards being more competitive, more aggressive." The new design featured a metallic color scheme and a more ferocious, intimidating wolf.

primary



secondary



The New Look

In honor of the Timberwolves' 20th season of play, the team's logo underwent a facelift to usher in a new era of Wolves basketball. Designed with assistance from adidas, the new version features a white accent on the face of the wolf along with a sleeker look for the tree line and text. Beginning with the 2008-09 season, the Wolves also feature a new secondary logo depicting a wolf howling at the moon with a basketball in the background. The inclusion of the basketball pays homage to the original Wolves logo, which also featured a basketball background.

primary



secondary



2012-13
TIMBERWOLVES
MEDIA GUIDE

RECORDS



WOLVES UNITED



• WOLVES INDIVIDUAL RECORDS •

MOST POINTS

Career:	19,041	Kevin Garnett
Season:	1,987	Kevin Garnett
Game:	51	Kevin Love
	47	Kevin Garnett
Half:	30	Most recently: Ricky Davis
Quarter:	24	Chauncey Billups
Overtime:	10	Randy Foye
		José Barea

MOST FIELD GOALS MADE

Career:	7,575	Kevin Garnett
Season:	804	Kevin Garnett
Game:	19	Wally Szczerbiak
		Kevin Garnett
Half:	13	Kevin Garnett
Quarter:	9	Most recently: Wally Szczerbiak
Overtime:	4	Most recently: José Barea

MOST CONSECUTIVE FIELD GOALS MADE

13	Felton Spencer
	Kevin Garnett
	Kevin Garnett

MOST FIELD GOALS ATTEMPTED

Career:	15,414	Kevin Garnett
Season:	1,611	Kevin Garnett
Game:	33	Kevin Garnett
Half:	20	Most recently: Michael Beasley

HIGHEST FIELD-GOAL PERCENTAGE

Career:	.553	(832-1,505) Craig Smith
Season:	.564	(256-454) Nikola Pekovic
Game:	.923	(12-13) Kevin Garnett
Half:	1.000	(9-9) Kevin Garnett
Quarter:	1.000	(8-8) Al Jefferson
		(8-8) Al Jefferson

MOST THREE-POINT FIELD GOALS MADE

Career:	465	Anthony Peeler
Season:	142	Rashad McCants
Game:	8	Stephon Marbury
Half:	6	Most recently: Rodney Carney
Quarter:	6	James Robinson
Overtime:	2	Most recently: Randy Foye

MOST CONSECUTIVE THREE-POINT FIELD GOALS MADE

9	Martell Webster
---	-----------------

MOST CONSECUTIVE GAMES WITH A THREE-POINT FIELD GOAL

33	Corey Brewer
----	--------------

1995-2007
2003-04
@ Oklahoma City, 3/23/12 (20T)
vs. Phoenix, 1/4/05
@ Utah (2nd), 1/22/07
@ Dallas (3rd), 2/19/02
vs. Milwaukee, 4/16/08;
@ Oklahoma City (2nd), 3/23/12

1995-2007
2003-04
vs. Chicago, 4/13/03;
vs. Phoenix, 1/4/05
vs. Sacramento (1st), 2/7/01
vs. Chicago (3rd), 4/13/03
@ Oklahoma City (2nd), 3/23/12

11/7/90 to 11/13/90;
12/3/97 to 12/5/97;
2/3/06 to 2/4/06

1995-2007
2003-04
vs. New Jersey, 2/20/00
@ Sacramento (1st), 11/10/10

2006-09
2011-12
@ Portland, 2/3/06
vs. Dallas (1st), 3/21/01
@ Charlotte (3rd), 4/8/08;
vs. Memphis (4th), 2/6/10

1998-2003
2007-08
@ Seattle, 12/23/97
@ Philadelphia (2nd), 3/25/09
@ Cleveland (4th), 12/30/96
vs. Milwaukee, 4/16/08

4/2/11 to 4/9/11

1/8/10 to 3/17/10

MOST THREE-POINT FIELD GOALS ATTEMPTED

Career:	1,226	Anthony Peeler
Season:	396	Isaiah Rider
Game:	15	Eddie Griffin
Half:	11	Eddie Griffin

HIGHEST THREE-POINT FIELD-GOAL PERCENTAGE

Career:	.461	(146-317) Fred Hoiberg
Season:	.483	(70-145) Fred Hoiberg
Game:	1.000	(6-6) Chuck Person

MOST FREE THROWS MADE

Career:	3,727	Kevin Garnett
Season:	464	Tom Gugliotta
Game:	19	Kevin Love
Half:	15	Tony Campbell
Quarter:	13	Kevin Love
Overtime:	6	Kevin Ollie

MOST CONSECUTIVE FREE THROWS MADE

97	Micheal Williams
----	------------------

MOST FREE THROWS ATTEMPTED

Career:	4,781	Kevin Garnett
Season:	569	Tony Campbell
Game:	24	Kevin Love
Half:	22	Tony Campbell
Quarter:	15	Ricky Davis
		Kevin Love
Overtime:	6	Most recently: Kevin Love

HIGHEST FREE-THROW PERCENTAGE

Career:	.895	(504-563) Terrell Brandon
Season:	.907	(419-462) Micheal Williams
Game:	1.000	(16-16) Tony Campbell
		(16-16) Micheal Williams

MOST REBOUNDS

Career:	10,542	Kevin Garnett
Season:	1,139	Kevin Garnett
Game:	31	Kevin Love
Half:	22	Kevin Love
Quarter:	15	Kevin Love
Overtime:	5	Most recently: Joe Smith

MOST OFFENSIVE REBOUNDS

Career:	2,571	Kevin Garnett
Season:	330	Kevin Love
Game:	12	Al Jefferson
		Kevin Love

1998-2003
1994-95
@ Philadelphia, 12/8/04
@ Philadelphia (1st), 12/8/04

2003-05
2004-05
vs. Miami, 2/10/93

1995-2007
1996-97
@ Milwaukee, 12/27/11
vs. L.A. Clippers (2nd), 3/8/90
@ Milwaukee (1st), 12/27/11
vs. Memphis, 12/29/08

3/24/93 to 11/9/93

1995-2007
1989-90
@ Milwaukee, 12/27/11
vs. L.A. Clippers (2nd), 3/8/90
vs. Memphis (4th), 2/26/06;
@ Milwaukee (1st), 12/27/11
@ Oklahoma City (1st), 3/23/12

1999-2002
1992-93
vs. Utah, 12/17/89;
vs. Indiana, 4/7/93

1995-2007
2003-04
vs. New York, 11/12/10
vs. New York (2nd), 11/12/10
vs. New York (3rd), 11/12/10
@ New York, 2/25/99

1995-2007
2010-11
vs. Phoenix, 11/26/08;
vs. New York, 11/12/10



• WOLVES INDIVIDUAL RECORDS •

MOST DEFENSIVE REBOUNDS

Career:	7,971	Kevin Garnett
Season:	894	Kevin Garnett
Game:	23	Kevin Garnett Al Jefferson

MOST ASSISTS

Career:	4,146	Kevin Garnett
Season:	734	Pooh Richardson
Game:	17	Most recently: Chauncey Billups
Half:	14	Pooh Richardson
Quarter:	10	Most recently: Ricky Rubio
Overtime:	4	Malik Sealy Kevin Garnett

MOST BLOCKED SHOTS

Career:	1,576	Kevin Garnett
Season:	178	Kevin Garnett
Game:	9	Randy Breuer Rasho Nesterovic
Half:	7	Rasho Nesterovic
Quarter:	6	Rasho Nesterovic
Overtime:	3	Kevin Garnett

MOST STEALS

Career:	1,282	Kevin Garnett
Season:	175	Tyrone Corbin
Game:	8	Tyrone Corbin Terrell Brandon
Half:	7	Tom Gugliotta
Quarter:	7	Tom Gugliotta
Overtime:	2	Terry Porter Ricky Davis

MOST PERSONAL FOULS

Career:	2,355	Kevin Garnett
Season:	338	Sam Mitchell
Game:	6	Several times
Half:	6	Most recently: Michael Beasley
Quarter:	6	Gerald Glass Doug West Andrae Patterson
Overtime:	5	Sam Mitchell

MOST DISQUALIFICATIONS (6 FOULS)

Career:	31	Felton Spencer
Season:	14	Felton Spencer

1995-2007
2003-04
@ Sacramento, 12/5/03 (OT); vs. Orlando, 1/12/05; @ Houston, 1/13/10 (3OT)

1995-2007
1990-91
vs. Dallas, 3/28/02
@ Washington (1st), 3/13/92
@ Portland (1st), 3/3/12
vs. Toronto, 3/26/00; vs. Atlanta, 4/4/00

1995-2007
2003-04
vs. Orlando, 4/13/90; @ Dallas, 3/10/03
vs. Sacramento (1st), 2/7/01
vs. Sacramento (1st), 2/7/01
@ New Jersey, 3/24/00

1995-2007
1989-90
@ Dallas, 3/30/90; @ New Jersey, 3/24/00 (OT)
@ Portland (1st), 2/21/95
@ Portland (2nd), 2/21/95
@ Houston, 1/16/98; vs. Denver, 2/24/06

1995-2007
1990-91
@ New York (2nd), 12/6/10
@ Phoenix (4th), 12/19/90;
@ Washington (4th), 2/17/94;
@ Seattle (4th), 4/21/99
@ Golden State, 1/5/96

1990-93
1990-91

MOST TURNOVERS

Career:	2,387	Kevin Garnett
Season:	293	Tom Gugliotta
Game:	10	Christian Laettner Christian Laettner Chuck Person
Half:	8	Most recently: Micheal Williams
Quarter:	6	Tyrone Corbin
Overtime:	3	

MOST GAMES PLAYED

Career:	927	Kevin Garnett
Season:	82	Most recently: Corey Brewer Ramon Sessions
Consecutive:	351	Kevin Garnett

MOST GAMES STARTED

Career:	890	Kevin Garnett
Season:	82	Tyrone Corbin Pooh Richardson Kevin Garnett Wally Szczerbiak Rasho Nesterovic Latrell Sprewell Al Jefferson Corey Brewer Kevin Garnett
Consecutive:	351	

MOST MINUTES PLAYED

Career:	35,535	Kevin Garnett
Season:	3,321	Kevin Garnett
Game (Reg.):	48	Most recently: José Barea
Game (OT):	58	Sam Mitchell
Consecutive:	181	Tyrone Corbin

1995-2007
1996-97
@ Phoenix, 4/14/93; vs. Golden State, 2/27/94
@ Denver (1st), 1/25/93
@ Atlanta (1st), 3/19/93
@ New Jersey, 3/20/91

1995-2007
2009-10
2009-10
2/21/02 thru 4/7/06

1995-2007
1990-91;
1990-91 and 1991-92;
1997-98, 2002-03, 2003-04, 2004-05;
2000-01 and 2001-02;
2001-02;
2003-04;
2007-08;
2009-10
2/21/02 thru 4/7/06

1995-2007
2002-03
vs. Golden State, 4/22/12
vs. Philadelphia, 2/3/91 (2OT)
4/13/90 to 4/20/90
(From start of 3rd quarter 4/13 vs. Orlando until 10:48 of 2nd quarter 4/20 @ Utah)



• WOLVES TEAM HIGHS •

MOST POINTS

Season:	8,290	1997-98
Game:	140	@ Oklahoma City
	134	vs. Denver
1st Half:	77	@ Golden State
2nd Half:	74	@ Utah
1st Quarter:	43	@ Memphis
2nd Quarter:	46	vs. Charlotte
3rd Quarter:	42	@ Houston
4th Quarter:	46	vs. New Jersey
Overtime:	19	Most recently: vs. Memphis

MOST FIELD GOALS MADE

Season:	3,366	1991-92
Game:	55	vs. Denver
Half:	31	vs. Denver (1st)
Quarter:	19	vs. Charlotte (2nd)
Overtime:	7	vs. Detroit (2nd)
		vs. Milwaukee

MOST FIELD GOALS ATTEMPTED

Season:	7,342	1991-92
Game:	112	vs. Philadelphia
Half:	62	@ San Antonio (2nd)
Quarter:	35	vs. Philadelphia (4th)
Overtime:	16	vs. Sacramento

HIGHEST FIELD-GOAL PERCENTAGE

Season:	.467	(3,226-6,910) 1999-2000
Game:	.642	(52-81) @ Philadelphia
		(52-81) vs. Chicago
Half:	.743	(26-35) vs. L.A. Lakers (1st)
Quarter:	.857	(12-14) vs. Phoenix (2nd)
Overtime:	1.000	(5-5) vs. Toronto

MOST THREE-POINT FIELD GOALS MADE

Season:	589	2010-11
Game:	18	vs. Cleveland
Half:	11	vs. Cleveland (1st)
Quarter:	8	@ Cleveland (4th)
		@ Portland (1st)
Overtime:	3	@ Detroit

MOST THREE-POINT FIELD GOALS ATTEMPTED

Season:	1,565	2010-11
Game:	36	@ Oklahoma City
	34	@ Philadelphia
Half:	19	@ Denver (1st)

HIGHEST THREE-POINT FIELD-GOAL PERCENTAGE

Season:	.378	(396-1,047) 2001-02
Game:	1.000	(2-2) Most recently: @ Milwaukee

MOST FREE THROWS MADE

Season:	1,824	1994-95
Game:	41	vs. Utah
		vs. Sacramento
Half:	32	vs. Boston (2nd)
Quarter:	23	vs. Utah (4th)
Overtime:	13	vs. Memphis

MOST FREE THROWS ATTEMPTED

Season:	2,355	1994-95
Game:	51	Most recently: vs. New York
Half:	38	vs. Dallas (2nd)
Quarter:	28	vs. Utah (4th)
Overtime:	13	vs. Memphis

HIGHEST FREE-THROW PERCENTAGE

Season:	.798	(1,794-2,247) 1992-93
Game:	1.000	(25-25) @ New Orleans

MOST REBOUNDS

Season:	3,641	2010-11
Game:	66	vs. Indiana
Half:	42	@ Phoenix (1st)

MOST OFFENSIVE REBOUNDS

Season:	1,275	1990-91
Game:	28	@ L.A. Clippers
		vs. L.A. Lakers
Half:	19	@ Denver (2nd)

MOST DEFENSIVE REBOUNDS

Season:	2,645	2003-04
Game:	50	vs. Indiana
Half:	28	@ Phoenix (1st)
		vs. Indiana (1st)

MOST ASSISTS

Season:	2,205	1999-2000
Game:	43	vs. Chicago
Half:	25	vs. Chicago (2nd)
Quarter:	15	Most recently: vs. Chicago (3rd)
Overtime:	6	vs. Atlanta

MOST BLOCKED SHOTS

Season:	557	1996-97
Game:	16	vs. Philadelphia
Half:	11	vs. Sacramento (1st)
Quarter:	8	vs. Sacramento (1st)
Overtime:	4	@ Denver

MOST STEALS

Season:	789	1989-90
Game:	17	Most recently: @ New Jersey
Half:	13	vs. New Jersey (2nd)
Quarter:	8	Most recently: vs. Washington (4th)
Overtime:	3	@ Houston
		vs. Denver

MOST PERSONAL FOULS

Season:	2,074	1994-95
Game:	37	@ Utah
	36	vs. San Antonio
		@ Utah
Half:	25	@ Phoenix (2nd)
Quarter:	18	@ Cleveland (4th)
Overtime:	8	@ Atlanta
		@ Utah

MOST DISQUALIFICATIONS (6 FOULS)

Season:	35	1990-91
Game:	4	@ Detroit

MOST TURNOVERS

Season:	1,478	1993-94
Game:	29	@ New Jersey
		@ Memphis
Half:	19	@ Vancouver (2nd)
Quarter:	11	Most recently: @ Utah (3rd)
Overtime:	5	@ New Jersey



• WOLVES TEAM LOWS •

FEWEST POINTS

Season:	7,522	2005-06	
Game:	61	@ New Jersey	10/31/03
1st Half:	26	@ Houston	1/17/04
2nd Half:	21	vs. Golden State	12/11/99
1st Quarter:	8	Most recently: vs. Phoenix	4/11/09
2nd Quarter:	8	Most recently: vs. Memphis	12/29/08
3rd Quarter:	7	vs. Golden State	12/11/99
4th Quarter:	7	vs. L.A. Lakers	12/20/06
Overtime:	2	vs. Sacramento	12/23/92;
		vs. Denver (2nd)	1/3/95

FEWEST FIELD GOALS MADE

Season:	2,792	1994-95	
Game:	22	vs. Atlanta	4/12/97
Half:	8	Most recently: @ Miami (2nd)	1/1/06
Quarter:	1	vs. Memphis (2nd)	12/29/08
Overtime:	1	Most recently: vs. Charlotte	1/5/11

FEWEST FIELD GOALS ATTEMPTED

Season:	6,219	1994-95	
Game:	59	@ Utah	12/1/94
Half:	24	vs. Utah (2nd)	4/12/04
Quarter:	9	vs. Utah (4th)	4/12/04
Overtime:	4	Most recently: vs. Memphis	12/29/08

LOWEST FIELD-GOAL PERCENTAGE

Season:	.425	(1,838-4,327) 1998-99	
Game:	.296	(24-81) vs. Dallas	2/27/07
Half:	.190	(8-42) vs. Atlanta (2nd)	2/25/96
Quarter:	.063	(1-16) vs. Memphis (2nd)	12/29/08
Overtime:	.100	(1-10) vs. Washington	11/13/91

FEWEST THREE-POINT FIELD GOALS MADE

Season:	73	1989-90	
Game:	0	Most recently: @ Houston	1/11/08

FEWEST THREE-POINT FIELD GOALS ATTEMPTED

Season:	294	1989-90	
Game:	0	Most recently: @ Dallas	1/12/94

LOWEST THREE-POINT FIELD-GOAL PERCENTAGE

Season:	.248	(73-294) 1989-90	
Game:	.000	Most attempted without a make: 12, vs. Indiana	2/17/95

FEWEST FREE THROWS MADE

Season:	1,246	2007-08	
Game:	2	vs. Portland	2/7/96;
		vs. Phoenix	2/2/05
Half:	0	Most recently: @ Cleveland (1st)	3/27/09

FEWEST FREE THROWS ATTEMPTED

Season:	1,693	2007-08	
Game:	5	vs. Portland	2/7/96;
		vs. Phoenix	2/2/05
Half:	0	Most recently: @ Indiana (1st)	4/14/06

LOWEST FREE-THROW PERCENTAGE

Season:	.735	(1,531-2,082) 1990-91	
Game:	.308	(4-13) vs. Houston	11/25/90

FEWEST REBOUNDS

Season:	2,973	1994-95	
Game:	22	Most recently: @ L.A. Lakers	12/2/05
Half:	8	Most recently: @ L.A. Lakers (1st)	12/2/05

FEWEST OFFENSIVE REBOUNDS

Season:	811	2005-06	
Game:	3	Most recently: vs. Portland	11/11/09
Half:	0	Most recently: vs. Portland (1st)	11/15/08

FEWEST DEFENSIVE REBOUNDS

Season:	2,053	1989-90	
Game:	15	Most recently: vs. Cleveland	12/15/95
Half:	4	Most recently: @ L.A. Lakers (1st)	12/2/05

FEWEST ASSISTS

Season:	1,290	2011-12	
Game:	6	@ L.A. Clippers	12/10/96
Half:	1	@ Portland (2nd)	4/4/95
Quarter:	0	Most recently: vs. Philadelphia (2nd)	2/19/12

FEWEST BLOCKED SHOTS

Season:	306	2007-08; 2009-10	
Game:	0	Most recently: @ Milwaukee	12/27/11

FEWEST STEALS

Season:	460	2004-05	
Game:	0	@ San Antonio	3/18/04;
		vs. Boston	2/6/05

FEWEST PERSONAL FOULS

Season:	1,212	2011-12	
Game:	10	Most recently: vs. San Antonio	1/27/12
Half:	2	@ San Antonio (1st)	12/13/06
Quarter:	0	Most recently: vs. L.A. Clippers (1st)	4/12/12

FEWEST TURNOVERS

Season:	1,043	2003-04	
Game:	4	Most recently: vs. L.A. Lakers	1/29/12
Half:	0	@ Portland (1st)	2/27/05



• WOLVES ROOKIE RECORDS •

MOST POINTS

Season: 1,472 Christian Laettner
Game: 35 Christian Laettner

MOST FIELD GOALS MADE

Season: 522 Isaiah Rider
Game: 15 Isaiah Rider

MOST FIELD GOALS ATTEMPTED

Season: 1,115 Isaiah Rider
Game: 27 Isaiah Rider

HIGHEST FIELD-GOAL PERCENTAGE

Season: .511 (342-669) Wally Szczerbiak

MOST THREE-POINT FIELD GOALS MADE

Season: 103 Wes Johnson
Game: 6 Stephon Marbury
Wes Johnson

MOST THREE-POINT FIELD GOALS ATTEMPTED

Season: 289 Wes Johnson
Game: 12 Rashad McCants

MOST FREE THROWS MADE

Season: 462 Christian Laettner
Game: 18 Christian Laettner

MOST FREE THROWS ATTEMPTED

Season: 553 Christian Laettner
Game: 20 Christian Laettner

HIGHEST FREE-THROW PERCENTAGE

Season: .854 (164-192) Randy Foye

MOST REBOUNDS

Season: 734 Kevin Love
Game: 20 Dean Garrett

MOST OFFENSIVE REBOUNDS

Season: 274 Kevin Love
Game: 11 Felton Spencer

MOST DEFENSIVE REBOUNDS

Season: 537 Christian Laettner
Game: 17 Christian Laettner

MOST ASSISTS

Season: 554 Pooh Richardson
Game: 17 Stephon Marbury

1992-93
vs. Boston, 12/15/92

1993-94
@ L.A. Clippers, 12/17/93

1993-94
vs. L.A. Lakers, 3/13/94

1999-2000

2010-11
vs. New Jersey, 4/2/97;
vs. New Orleans, 12/27/10

2010-11
@ Toronto, 3/24/06

1992-93
vs. Sacramento, 2/18/93

1992-93
vs. Sacramento, 2/18/93

2006-07

2008-09
@ San Antonio, 1/31/97

2008-09
vs. L.A. Clippers, 12/11/90

1992-93
vs. Charlotte, 3/21/93

1989-90
vs. Milwaukee, 4/18/97

MOST STEALS

Season: 133 Pooh Richardson
Game: 6 Most recently: Ricky Rubio

MOST PERSONAL FOULS

Season: 337 Felton Spencer 1990-91

MOST DISQUALIFICATIONS (6 FOULS)

Season: 14 Felton Spencer 1990-91

MOST TURNOVERS

Season: 275 Christian Laettner 1992-93
Game: 10 Christian Laettner @ Phoenix, 4/14/93

MOST BLOCKED SHOTS

Season: 131 Kevin Garnett 1995-96
Game: 7 Kevin Garnett vs. Dallas, 2/5/96;
Dean Garrett vs. Boston, 3/16/97

MOST MINUTES PLAYED

Season: 2,823 Christian Laettner 1992-93
Game (Reg.): 48 Most recently: Pooh Richardson vs. Denver, 4/17/90
Game (OT): 54 Wally Szczerbiak @ Vancouver, 4/14/00 (2OT)

MOST GAMES

Season: 82 Pooh Richardson 1989-90;
Randy Foye 2006-07;
Craig Smith 2006-07

MOST STARTS

Season: 81 Christian Laettner 1992-93;
Jonny Flynn 2009-10



• OPPONENT INDIVIDUAL RECORDS •

MOST POINTS

Season:	181	Karl Malone, Utah (5 games)
Game:	55	Tony Parker
	53	Shaquille O'Neal
Half:	36	Carmelo Anthony
Quarter:	33	Carmelo Anthony
Overtime:	11	Ray Allen

MOST FIELD GOALS MADE

Season:	67	David Robinson, San Antonio (6 games)
		Hakeem Olajuwon, Houston (5 games)
Game:	22	Shaquille O'Neal
		Tony Parker

MOST FIELD GOALS ATTEMPTED

Season:	118	Hakeem Olajuwon, Houston (5 games)
Game:	36	Tony Parker
	35	Allen Iverson
		Kobe Bryant

HIGHEST FIELD-GOAL PERCENTAGE

Season:	.938	(15-16) Dikembe Mutombo, Atlanta (2 games)
Game:	1.000	(11-11) Dikembe Mutombo

MOST THREE-POINT FIELD GOALS MADE

Season:	22	Manu Ginobili, San Antonio (4 games)
Game:	10	Joe Dumars
		Ty Lawson

MOST THREE-POINT FIELD GOALS ATTEMPTED

Season:	45	George McCloud, Dallas (4 games)
Game:	18	Joe Dumars

MOST FREE THROWS MADE

Season:	62	Karl Malone, Utah (5 games)
Game:	22	Kevin Martin

MOST FREE THROWS ATTEMPTED

Season:	77	Karl Malone, Utah (5 games)
Game:	24	Karl Malone
		Kevin Martin

HIGHEST FREE-THROW PERCENTAGE

Season:	1.000	(28-28) Chris Jackson, Denver (5 games)
Game:	1.000	(17-17) Grant Hill

MOST REBOUNDS

Season:	94	Dennis Rodman, San Antonio (5 games)
Game:	29	Dennis Rodman
		Dikembe Mutombo

MOST OFFENSIVE REBOUNDS

Season:	33	Dennis Rodman, San Antonio (5 games)
Game:	15	Jayson Williams

1989-90	
vs. San Antonio, 11/5/08 (20T)	
@ Orlando, 4/20/94	
@ Denver (2nd), 12/10/08	
@ Denver (3rd), 12/10/08	
@ Seattle, 11/4/05	

1991-92;	
1993-94	
@ Orlando, 4/20/94;	
vs. San Antonio, 11/5/08 (20T)	

1993-94	
vs. San Antonio, 11/5/08 (20T)	
@ Philadelphia, 1/9/00;	
@ L.A. Lakers, 3/18/07	

1999-00	
@ Atlanta, 12/14/99	

2007-08	
@ Detroit, 11/8/94;	
@ Denver, 4/9/11	

1995-96	
@ Detroit, 11/8/94	

1989-90	
@ Sacramento, 3/7/08	

1989-90	
vs. Utah, 12/17/89;	
@ Sacramento, 3/7/08	

1992-93	
vs. Orlando, 11/1/02	

1993-94	
@ San Antonio, 11/9/93;	
@ Atlanta, 12/14/99	

1993-94	
@ New Jersey, 1/9/97	

MOST DEFENSIVE REBOUNDS

Season:	61	Dennis Rodman, San Antonio (5 games)
Game:	20	Dennis Rodman
		1993-94
		vs. Detroit, 11/28/92

MOST ASSISTS

Season:	78	John Stockton, Utah (5 games)
Game:	23	John Stockton
		1991-92
		@ Utah, 4/17/92

MOST BLOCKED SHOTS

Season:	34	Dikembe Mutombo, Denver (6 games)
Game:	12	David Robinson
		1994-95
		@ San Antonio, 2/23/90

MOST STEALS

Season:	21	John Stockton, Utah (5 games)
Game:	8	Most recently: Paul Millsap
		1992-93
		@ Utah, 3/15/12 (0T)

MOST PERSONAL FOULS

Season:	24	Brian Williams, Denver (5 games)
		1994-95

MOST DISQUALIFICATIONS (6 FOULS)

Season:	2	on 14 occasions
---------	---	-----------------

MOST TURNOVERS

Season:	24	Karl Malone, Utah (5 games)
		Hakeem Olajuwon, Houston (6 games)
Game:	10	Jason Kidd
		1991-92;
		1992-93
		@ Phoenix, 1/7/01

MOST MINUTES PLAYED

Season:	258	Hakeem Olajuwon, Houston (6 games)
Game (Reg.):	48:00	Most recently: Charles Jenkins
Game (OT):	59:25	Aaron Brooks
		1992-93
		vs. Golden State, 4/22/12
		@ Houston, 1/13/10 (30T)

OPPONENT TEAM HIGHS

MOST POINTS

Game:	152	@ Phoenix	3/16/10
1st Half:	79	@ Phoenix	3/16/10
2nd Half:	75	@ San Antonio	12/30/95
1st Quarter:	44	Most recently: Indiana @ Minnesota	4/15/94
2nd Quarter:	44	Phoenix @ Minnesota	1/27/93
3rd Quarter:	47	@ Seattle	2/22/95
4th Quarter:	42	Most recently: Sacramento @ Minnesota	3/20/11
Overtime:	19	@ Utah	11/24/97

MOST FIELD GOALS MADE

Game:	60	@ Golden State	4/1/94;
		@ Oklahoma City	3/23/12 (20T)

MOST FIELD GOALS ATTEMPTED

Game:	115	Washington @ Minnesota	11/13/91 (0T)
	108	Dallas @ Minnesota	3/3/04

HIGHEST FIELD-GOAL PERCENTAGE

Game:	.667	(46-69) @ Detroit	11/8/94
-------	------	-------------------	---------



• OPPONENT TEAM HIGHS •

MOST THREE-POINT FIELD GOALS MADE

Game: 19 @ Denver 4/9/11

MOST THREE-POINT FIELD GOALS ATTEMPTED

Game: 40 @ New York 1/26/10

HIGHEST THREE-POINT FIELD-GOAL PERCENTAGE

Game: 1.000 (6-6) Utah @ Minnesota 3/15/99

MOST FREE THROWS MADE

Game: 51 Utah @ Minnesota 12/17/89

MOST FREE THROWS ATTEMPTED

Game: 58 Utah @ Minnesota 12/17/89

HIGHEST FREE-THROW PERCENTAGE

Game: 1.000 (17-17) Phoenix @ Minnesota 12/26/05

MOST REBOUNDS

Game: 64 @ Golden State 12/19/92 (OT);
@ San Antonio 2/6/99;
@ Denver 2/5/00 (OT)

MOST OFFENSIVE REBOUNDS

Game: 30 @ Dallas 3/22/96;
@ Dallas 3/10/03

MOST DEFENSIVE REBOUNDS

Game: 49 @ San Antonio 2/6/99

MOST ASSISTS

Game: 45 @ Golden State 4/1/94

MOST BLOCKED SHOTS

Game: 16 Philadelphia @ Minnesota 2/3/91 (2 OT);
San Antonio @ Minnesota 12/11/91

MOST STEALS

Game: 22 @ Golden State 11/9/09;
@ Memphis 10/30/10

MOST PERSONAL FOULS

Game: 39 @ Utah 11/24/97 (OT)
35 Most recently: Boston @ Minnesota 1/21/98

MOST DISQUALIFICATIONS (6 FOULS)

Game: 3 @ Denver 11/21/92;
@ Cleveland 2/2/98;
@ Denver 2/5/00 (OT)

MOST TURNOVERS

Game: 29 @ Detroit 11/8/94;
Denver @ Minnesota 1/3/95 (2OT)

• OPPONENT TEAM LOWS •

FEWEST POINTS

Game: 56 Toronto @ Minnesota 11/1/03
1st Half: 25 Denver @ Minnesota 3/21/04
2nd Half: 21 @ Indiana 12/23/06
1st Quarter: 8 Utah @ Minnesota 4/6/05
2nd Quarter: 6 Atlanta @ Minnesota 11/23/94
3rd Quarter: 7 @ Vancouver 2/19/97
4th Quarter: 8 @ Atlanta 3/1/94
Overtime: 2 L.A. Lakers @ Minnesota (2nd) 3/6/07

FEWEST FIELD GOALS MADE

Game: 19 Toronto @ Minnesota 11/1/03

FEWEST FIELD GOALS ATTEMPTED

Game: 58 Utah @ Minnesota 12/17/89

LOWEST FIELD-GOAL PERCENTAGE

Game: .275 (19-69) Toronto @ Minnesota 11/1/03

LOWEST THREE-POINT FIELD-GOAL PERCENTAGE

Game: .000 Most attempted without a make:
14, @ Golden State 4/9/04;
14, @ L.A. Clippers 12/31/07

FEWEST FREE THROWS MADE

Game: 1 New Jersey @ Minnesota 2/25/04

FEWEST FREE THROWS ATTEMPTED

Game: 4 @ Phoenix 3/20/07;
Portland @ Minnesota 3/7/12

LOWEST FREE-THROW PERCENTAGE

Game: .200 (1-5) New Jersey @ Minnesota 2/25/04

FEWEST REBOUNDS

Game: 23 Detroit @ Minnesota 12/28/90;
Houston @ Minnesota 2/21/96

FEWEST OFFENSIVE REBOUNDS

Game: 2 San Antonio @ Minnesota 1/27/12

FEWEST DEFENSIVE REBOUNDS

Game: 15 @ Cleveland 12/19/95

FEWEST ASSISTS

Game: 7 Indiana @ Minnesota 3/9/11

FEWEST BLOCKED SHOTS

Game: 0 Most recently: Boston @ Minnesota 3/27/11

FEWEST STEALS

Game: 0 Boston @ Minnesota 2/2/90;
L.A. Lakers @ Minnesota 1/29/12

FEWEST PERSONAL FOULS

Game: 7 @ Dallas 12/30/08

FEWEST TURNOVERS

Game: 4 Most recently: @ L.A. Lakers 3/6/09



• TARGET CENTER RECORDS •

INDIVIDUAL RECORDS

MOST POINTS

Game:	55	Tony Parker, San Antonio	11/5/08 (20T)
	50	David Robinson, San Antonio	2/21/94
Half:	32	Kevin Durant, Oklahoma City (2nd)	1/26/11
Quarter:	23	Baron Davis, L.A. Clippers (3rd)	1/29/10
Overtime:	10	Randy Foye, Minnesota vs. Milwaukee	4/16/08

MOST FIELD GOALS MADE

Game:	22	Tony Parker, San Antonio	11/5/08 (20T)
	19	Wally Szczerbiak, Minnesota vs. Chicago	4/13/03;
		Kevin Garnett, Minnesota vs. Phoenix	1/4/05

MOST FIELD GOALS ATTEMPTED

Game:	36	Tony Parker, San Antonio	11/5/08 (20T)
	34	Michael Jordan, Washington	1/21/02;
		LeBron James, Cleveland	2/8/06

HIGHEST FIELD-GOAL PERCENTAGE

Game:	.917	(11-12) Kevin Garnett, Minnesota vs. Dallas	3/30/99;
		(11-12) Rasho Nesterovic, Minnesota vs. Phoenix	11/13/99

MOST THREE-POINT FIELD GOALS MADE

Game:	9	Dan Majerle, Miami	1/11/00;
		Antoine Walker, Boston	11/9/02;
		Dorell Wright, Golden State	11/27/10

MOST THREE-POINT FIELD GOALS ATTEMPTED

Game:	17	Gary Payton, Seattle	12/23/99;
		Quentin Richardson, Phoenix	1/4/05

MOST FREE THROWS MADE

Game:	18	Christian Laettner, Minnesota vs. Sacramento	2/18/93;
		Kevin Love, Minnesota vs. Golden State	2/27/11

MOST FREE THROWS ATTEMPTED

Game:	23	Kevin Love, Minnesota vs. Golden State	2/27/11
-------	----	----------------------------------------	---------

HIGHEST FREE-THROW PERCENTAGE

Game:	1.000	(17-17) Grant Hill, Orlando	11/1/02
-------	-------	-----------------------------	---------

MOST REBOUNDS

Game:	31	Kevin Love, Minnesota vs. New York	11/12/10
-------	----	------------------------------------	----------

MOST OFFENSIVE REBOUNDS

Game:	13	Dikembe Mutombo, Denver	2/3/92
-------	----	-------------------------	--------

MOST DEFENSIVE REBOUNDS

Game:	23	Kevin Garnett, Minnesota vs. Orlando	1/12/05
-------	----	--------------------------------------	---------

MOST ASSISTS

Game:	19	Rod Strickland, San Antonio	3/3/92
-------	----	-----------------------------	--------

MOST BLOCKED SHOTS

Game:	9	Most recently: Dikembe Mutombo, Denver	1/30/96
-------	---	----------------------------------------	---------

MOST STEALS

Game:	7	Most recently: Monta Ellis, Golden State	11/27/10
-------	---	------------------------------------------	----------

MOST TURNOVERS

Game:	10	Christian Laettner, Minnesota vs. Golden State	2/27/94
-------	----	------------------------------------------------	---------

MOST MINUTES PLAYED

Game (Reg.):	48:00	Most recently: José Barea, Minnesota vs. Golden State	4/22/12
		Charles Jenkins, Golden State	4/22/12
Game (OT):	58	Sam Mitchell, Minnesota vs. Philadelphia	2/3/91 (20T)

TEAM HIGHS

MOST POINTS

Game:	134	Minnesota vs. Denver	4/4/91
Half:	74	New Orleans (2nd)	4/9/08
Quarter:	46	Minnesota vs. Charlotte (2nd)	4/19/92;
		Minnesota vs. New Jersey (4th)	12/26/97
Overtime:	19	Most recently: Minnesota vs. Memphis	12/29/08

MOST FIELD GOALS MADE

Game:	56	Denver	4/26/12
-------	----	--------	---------

MOST FIELD GOALS ATTEMPTED

Game:	115	Washington	11/13/91 (OT)
	112	Minnesota vs. Philadelphia	12/13/91

HIGHEST FIELD-GOAL PERCENTAGE

Game:	.642	(52-81) Minnesota vs. Chicago	11/8/01
-------	------	-------------------------------	---------

MOST THREE-POINT FIELD GOALS MADE

Game:	18	Minnesota vs. Cleveland	12/4/10
-------	----	-------------------------	---------

MOST THREE-POINT FIELD GOALS ATTEMPTED

Game:	39	Golden State	4/2/06 (OT)
	37	Orlando	1/1/10

MOST FREE THROWS MADE

Game:	41	Minnesota vs. Utah	4/25/93;
		Minnesota vs. Sacramento	1/15/96

MOST FREE THROWS ATTEMPTED

Game:	55	San Antonio	3/24/95
-------	----	-------------	---------



• TARGET CENTER RECORDS •

HIGHEST FREE-THROW PERCENTAGE

Game: 1.000 (22-22) Minnesota vs. Denver 2/15/00 (OT);
(22-22) Minnesota vs. Philadelphia 2/1/04

MOST REBOUNDS

Game: 66 Minnesota vs. Indiana 3/9/11

MOST OFFENSIVE REBOUNDS

Game: 29 Denver 2/3/92;
Dallas 3/22/95

MOST DEFENSIVE REBOUNDS

Game: 50 Minnesota vs. Indiana 3/9/11

MOST ASSISTS

Game: 43 Minnesota vs. Chicago 4/13/03

MOST BLOCKED SHOTS

Game: 16 Most recently: Minnesota vs. Philadelphia 12/13/91

MOST STEALS

Game: 20 Seattle 3/17/94

MOST TURNOVERS

Game: 29 Denver 1/3/95 (2OT)
28 Sacramento 3/19/06;
Minnesota vs. Dallas 2/10/12

MOST PERSONAL FOULS

Game: 36 Minnesota vs. San Antonio 3/24/95

TEAM LOWS

FEWEST POINTS

Game: 56 Toronto 11/1/03
Half: 21 Minnesota vs. Golden State (2nd) 12/11/99
Quarter: 6 Atlanta (2nd) 11/23/94
Overtime: 2 Most recently: L.A. Lakers (2nd) 3/6/07

FEWEST FIELD GOALS MADE

Game: 19 Toronto 11/1/03

FEWEST FIELD GOALS ATTEMPTED

Game: 61 Houston 2/17/99

LOWEST FIELD-GOAL PERCENTAGE

Game: .275 (19-69) Toronto 11/1/03

FEWEST FREE THROWS MADE

Game: 1 New Jersey 2/25/04

FEWEST FREE THROWS ATTEMPTED

Game: 4 Portland 3/7/12

LOWEST FREE-THROW PERCENTAGE

Game: .200 (1-5) New Jersey 2/25/04

FEWEST REBOUNDS

Game: 22 Minnesota vs. New York 3/24/94

FEWEST OFFENSIVE REBOUNDS

Game: 2 San Antonio 1/27/12

FEWEST DEFENSIVE REBOUNDS

Game: 15 Minnesota vs. New York 3/24/94;
Minnesota vs. Cleveland 12/15/95

FEWEST ASSISTS

Game: 7 Indiana 3/9/11

FEWEST BLOCKED SHOTS

Game: 0 Most recently: Boston 3/27/11

FEWEST STEALS

Game: 0 Minnesota vs. Boston 2/6/05;
L.A. Lakers 1/29/12

FEWEST TURNOVERS

Game: 4 Most recently: Minnesota vs. L.A. Lakers 1/29/12

FEWEST PERSONAL FOULS

Game: 8 Houston 2/4/00;
Portland 3/11/08



• TWO-TEAM RECORDS •

TWO-TEAM SINGLE-GAME HIGHS

MOST POINTS

Game:	289	Minnesota (140) @ Oklahoma City (149)	3/23/12 (20T)
	266	Minnesota (114) @ Phoenix (152)	3/16/10
Half:	142	Minnesota (65) @ Denver (77), 1st half	11/21/92;
		Golden State (73) @ Minnesota (69), 1st half	2/27/11
Quarter:	83	Minnesota (38) @ Denver (45), 3rd quarter	11/4/94
Overtime:	33	Minnesota (15) @ Dallas (18)	2/8/94;
		Toronto (14) @ Minnesota (19)	3/26/00

MOST FIELD GOALS MADE

Game:	109	Minnesota (49) @ Oklahoma City (60)	3/23/12 (20T)
	105	Minnesota (53) @ L.A. Lakers (52)	3/20/92

MOST FIELD GOALS ATTEMPTED

Game:	218	Washington (115) @ Minnesota (103)	11/13/91 (OT)
	207	Minnesota (108) @ Denver (99)	1/21/91

HIGHEST FIELD-GOAL PERCENTAGE

Game:	.583 (105-180)	Minnesota (53-99, .535) @ L.A. Lakers (52-81, .642)	3/20/92
-------	----------------	-----------------------------------------------------	---------

MOST THREE-POINT FIELD GOALS MADE

Game:	30	Minnesota (11) @ Denver (19)	4/9/11
-------	----	------------------------------	--------

MOST THREE-POINT FIELD GOALS ATTEMPTED

Game:	70	Minnesota (32) @ Denver (38)	4/9/11
-------	----	------------------------------	--------

MOST FREE THROWS MADE

Game:	91	Utah (51) @ Minnesota (40)	12/17/89
-------	----	----------------------------	----------

MOST FREE THROWS ATTEMPTED

Game:	107	Utah (58) @ Minnesota (49)	12/17/89
-------	-----	----------------------------	----------

HIGHEST FREE-THROW PERCENTAGE

Game:	.977 (43-44)	Minnesota (24-24, 1.000) @ Phoenix (19-20, .950)	4/5/03
-------	--------------	--------------------------------------------------	--------

MOST REBOUNDS

Game:	123	Minnesota (65) @ Houston (58)	1/13/10 (30T)
	120	Minnesota (56) @ San Antonio (64)	2/6/99

MOST OFFENSIVE REBOUNDS

Game:	51	Washington (24) @ Minnesota (27)	11/13/91 (OT)
	48	Minnesota (18) @ Dallas (30)	3/22/96

MOST DEFENSIVE REBOUNDS

Game:	89	Indiana (39) @ Minnesota (50)	3/9/11
-------	----	-------------------------------	--------

MOST ASSISTS

Game:	75	Minnesota (37) @ L.A. Lakers (38)	3/20/92
-------	----	-----------------------------------	---------

MOST BLOCKED SHOTS

Game:	27	Philadelphia (11) @ Minnesota (16)	12/13/91
-------	----	------------------------------------	----------

MOST STEALS

Game:	31	Minnesota (9) @ Memphis (22)	10/30/10
-------	----	------------------------------	----------

MOST PERSONAL FOULS

Game:	76	Minnesota (37) @ Utah (39)	11/24/97 (OT)
	70	Minnesota (36) @ Utah (34)	3/2/02

MOST DISQUALIFICATIONS (6 FOULS)

Game:	4	Minnesota (1) @ Denver (3)	11/21/92;
		Minnesota (4) @ Detroit (0)	1/8/00

MOST TURNOVERS

Game:	53	Minnesota (24) @ Detroit (29)	11/8/94
-------	----	-------------------------------	---------

TWO-TEAM SINGLE-GAME LOWS

FEWEST POINTS

Game:	129	Toronto (56) @ Minnesota (73)	11/1/03
Half:	56	Toronto (24) @ Minnesota (32), 2nd half	11/1/03
Quarter:	22	Minnesota (14) @ L.A. Clippers (8), 3rd quarter	11/10/96;
		Chicago (8) @ Minnesota (14), 1st quarter	1/30/08
Overtime:	8	Minnesota (4) @ Charlotte (4), 1st overtime	4/12/91

FEWEST FIELD GOALS MADE

Game:	45	Atlanta (23) @ Minnesota (22)	4/12/97
-------	----	-------------------------------	---------

FEWEST FIELD GOALS ATTEMPTED

Game:	127	Minnesota (65) @ Cleveland (62)	12/19/95
-------	-----	---------------------------------	----------

LOWEST FIELD-GOAL PERCENTAGE

Game:	.302 (45-149)	Atlanta (23-76, .303) @ Minnesota (22-73, .301)	4/12/97
-------	---------------	-------------------------------------------------	---------

FEWEST FREE THROWS MADE

Game:	11	Portland (5) @ Minnesota (6)	12/14/04;
		Phoenix (9) @ Minnesota (2)	2/2/05

FEWEST FREE THROWS ATTEMPTED

Game:	19	Seattle (9) @ Minnesota (10)	1/22/03
-------	----	------------------------------	---------

LOWEST FREE-THROW PERCENTAGE

Game:	.478 (11-23)	Phoenix (9-18, .500) @ Minnesota (2-5, .400)	2/2/05
-------	--------------	----------------------------------------------	--------

FEWEST REBOUNDS

Game:	53	Minnesota (25) @ Utah (28)	12/1/94
-------	----	----------------------------	---------

FEWEST OFFENSIVE REBOUNDS

Game:	8	Minnesota (3) @ New Orleans (5)	11/26/07
-------	---	---------------------------------	----------

FEWEST DEFENSIVE REBOUNDS

Game:	34	Minnesota (15) @ L.A. Lakers (19)	12/20/94
-------	----	-----------------------------------	----------

FEWEST ASSISTS

Game:	20	Minnesota (6) @ L.A. Clippers (14)	11/10/96
-------	----	------------------------------------	----------

FEWEST BLOCKED SHOTS

Game:	0	Dallas (0) @ Minnesota (0)	4/11/07
-------	---	----------------------------	---------

FEWEST STEALS

Game:	4	Most recently: Portland (2) @ Minnesota (2)	1/2/08
-------	---	---------------------------------------------	--------

FEWEST PERSONAL FOULS

Game:	22	Minnesota (15) @ Dallas (7)	12/30/08
-------	----	-----------------------------	----------

FEWEST TURNOVERS

Game:	12	Houston (7) @ Minnesota (5)	2/4/05 (OT)
-------	----	-----------------------------	-------------



• MISCELLANEOUS RECORDS •

WOLVES HONOR ROLL

NBA MOST VALUABLE PLAYER (MAURICE PODOLOFF TROPHY)

2003-04 Kevin Garnett

ALL-NBA TEAM

2011-12 Kevin Love (2nd)
2006-07 Kevin Garnett (3rd)
2004-05 Kevin Garnett (2nd)
2003-04 Kevin Garnett (1st)
Sam Cassell (2nd)
2002-03 Kevin Garnett (1st)
2001-02 Kevin Garnett (2nd)
2000-01 Kevin Garnett (2nd)
1999-00 Kevin Garnett (1st)
1998-99 Kevin Garnett (3rd)

ALL-ROOKIE TEAM

2011-12 Ricky Rubio (1st)
Derrick Williams (2nd)
2010-11 Wes Johnson (2nd)
2009-10 Jonny Flynn (2nd)
2008-09 Kevin Love (2nd)
2006-07 Randy Foye (1st)
2006-07 Craig Smith (2nd)
1999-00 Wally Szczerbiak (1st)
1996-97 Stephon Marbury (1st)
1995-96 Kevin Garnett (2nd)
1993-94 Isaiah Rider (1st)
1992-93 Christian Laettner (1st)
1990-91 Felton Spencer (2nd)
1989-90 Pooh Richardson (1st)

ALL-DEFENSIVE TEAM

2006-07 Kevin Garnett (2nd)
2005-06 Kevin Garnett (2nd)
2004-05 Kevin Garnett (1st)
2003-04 Kevin Garnett (1st)
2002-03 Kevin Garnett (1st)
2001-02 Kevin Garnett (1st)
2000-01 Kevin Garnett (1st)
1999-00 Kevin Garnett (1st)

ALL-INTERVIEW TEAM

2003-04 Sam Cassell (2nd)
Flip Saunders (2nd)
2002-03 Kevin Garnett (2nd)
2001-02 Kevin Garnett (1st)
2000-01 Kevin Garnett (1st)
1999-00 Kevin Garnett (2nd)

NBA MOST IMPROVED PLAYER

2010-11 Kevin Love

J. WALTER KENNEDY CITIZENSHIP AWARD

2005-06 Kevin Garnett

ALL-STAR GAME (*Starter)

2011-12 Kevin Love
2010-11 Kevin Love
2006-07 Kevin Garnett*
2005-06 Kevin Garnett
2004-05 Kevin Garnett*
2003-04 Kevin Garnett*
Sam Cassell
Flip Saunders (Coach)
2002-03 Kevin Garnett* (MVP)
2001-02 Kevin Garnett*
Wally Szczerbiak
2000-01 Kevin Garnett*
1999-00 Kevin Garnett*
1997-98 Kevin Garnett*
1996-97 Kevin Garnett
Tom Gugliotta

PLAYER OF THE MONTH

2004-05 Kevin Garnett (March)
2003-04 Kevin Garnett (April)
2003-04 Kevin Garnett (February)
2003-04 Kevin Garnett (January)
2003-04 Kevin Garnett (December)
2002-03 Kevin Garnett (April)
2002-03 Kevin Garnett (February)
2001-02 Kevin Garnett (February)
1999-00 Kevin Garnett (January)

ROOKIE OF THE MONTH

2011-12 Ricky Rubio (January)
2008-09 Kevin Love (March)
2006-07 Randy Foye (December)
1996-97 Stephon Marbury (January)

COACH OF THE MONTH

2008-09 Kevin McHale (January)
2003-04 Flip Saunders (April)
2002-03 Flip Saunders (February)
2000-01 Flip Saunders (January)
1999-00 Flip Saunders (January)

PLAYER OF THE WEEK

2008-09 Al Jefferson (Jan. 5)
2007-08 Al Jefferson (Jan. 28)
2006-07 Kevin Garnett (Jan. 8)
2005-06 Kevin Garnett (Jan. 16)
2004-05 Kevin Garnett (Nov. 7)
2003-04 Kevin Garnett (Feb. 1)
2003-04 Kevin Garnett (Jan. 25)
2003-04 Sam Cassell (Dec. 28)
2003-04 Kevin Garnett (Dec. 21)
2003-04 Kevin Garnett (Nov. 23)
2002-03 Kevin Garnett (Nov. 24)
2001-02 Kevin Garnett (Jan. 13)
2001-02 Kevin Garnett (Nov. 18)
2000-01 Kevin Garnett (Nov. 19)
1999-00 Kevin Garnett (Mar. 26)
1999-00 Kevin Garnett (Dec. 26)
1999-00 Kevin Garnett (Nov. 14)
1998-99 Kevin Garnett (Apr. 4)
1998-99 Stephon Marbury (Feb. 21)

WOLVES AMONG LEAGUE LEADERS

1989-90 Tony Campbell 14th scoring (23.2)
Tyrone Corbin 6th steals (2.13)

1990-91 Tony Campbell 15th scoring (21.8)
Pooh Richardson 7th assists (9.0)

1991-92 Pooh Richardson 7th assists (8.4)

1992-93 Micheal Williams 4th FT pct. (.907),
6th assists (8.7),
8th steals (2.17)

1993-94 Micheal Williams 10th assists (7.2)

1994-95 Isaiah Rider 19th scoring (20.4)

1995-96 Tom Gugliotta 10th steals (1.78)

1996-97 Kevin Garnett 9th blocks (2.12)
Tom Gugliotta 16th scoring (20.6)
Stephon Marbury 10th assists (7.8)

1997-98 Kevin Garnett 10th rebounds (9.6)
Stephon Marbury 4th assists (8.6)

1998-99 Terrell Brandon 5th assists (8.6)
Kevin Garnett 11th scoring (20.8),
9th rebounds (10.4)

1999-00 Terrell Brandon 4th FT pct. (.899),
5th assists (8.9),
7th steals (1.89)
Kevin Garnett 10th scoring (22.9),
4th rebounds (11.8)
Wally Szczerbiak 7th FG pct. (.511)

2000-01 Terrell Brandon 6th steals (2.06),
10th assists (7.5),
10th FT pct. (.871)
Kevin Garnett 16th scoring (22.0),
6th rebounds (11.4)
Wally Szczerbiak 5th FG pct. (.510)

2001-02 Chauncey Billups 6th FT pct. (.885)
Kevin Garnett 17th scoring (21.2),
3rd rebounds (12.1)
Wally Szczerbiak 4th 3FG pct. (.455)

2002-03 Kevin Garnett 9th scoring (23.0),
2nd rebounds (13.4)
Troy Hudson 4th FT pct. (.900)
Rasho Nesterovic 5th FG pct. (.525)
Anthony Peeler 8th 3FG pct. (.410)
Wally Szczerbiak 5th 3FG pct. (.421)

2003-04 Sam Cassell 18th scoring (19.8),
5th assists (7.3)
Kevin Garnett 3rd scoring (24.2),
1st rebounds (13.9)
Fred Hoiberg 4th 3FG pct. (.442)

2004-05 Kevin Garnett 14th scoring (22.2),
1st rebounds (13.5)
Fred Hoiberg 1st 3FG pct. (.483)

2005-06 Kevin Garnett 16th scoring (21.8),
1st rebounds (12.7),
9th FG pct. (.526)
Eddie Griffin 10th blocks (2.11)

2006-07 Kevin Garnett 14th scoring (22.4),
1st rebounds (12.8)

2007-08 Al Jefferson 20th scoring (21.0),
5th rebounds (11.1)

2008-09 Kevin Love 9th rebounds (9.1)

2010-11 Michael Beasley 20th scoring (19.2)
Kevin Love 18th scoring (20.2),
1st rebounds (15.2)
Darko Milicic 5th blocks (2.03)
Luke Ridnour 4th 3FG pct. (.440)

2011-12 Kevin Love 4th scoring (26.0),
2nd rebounds (13.3),
2nd minutes (39.0)
Nikola Pekovic 3rd FG pct. (.564)
Luke Ridnour 6th FT pct. (.891)
Ricky Rubio 6th assists (8.2)



MISCELLANEOUS RECORDS

WOLVES YEAR-BY-YEAR FINISH

Year	Head Coach	Record	Div.	GB	Conf.	Home	Road	Attd.
1989-90	Bill Musselman	22-60	6th	34	13th	17-24	5-36	26,160
1990-91	Bill Musselman	29-53	5th	26	11th	21-20	8-33	19,011
1991-92	Jimmy Rodgers	15-67	6th	40	13th	9-32	6-35	18,757
1992-93	Rodgers/Lowe	19-63	5th	36	12th	11-30	8-33	18,405
1993-94	Sidney Lowe	20-62	5th	38	12th	13-28	7-34	17,888
1994-95	Bill Blair	21-61	6th	41	12th	13-28	8-33	14,720
1995-96	Blair/Saunders	26-56	5th	33	12th	17-24	9-32	14,285
1996-97	Flip Saunders	40-42	3rd	24	6th	25-16	15-26	17,018
1997-98	Flip Saunders	45-37	3rd	17	7th	26-15	19-22	18,014
1998-99	Flip Saunders	25-25	4th	12	8th	18-7	7-18	17,119
1999-00	Flip Saunders	50-32	3rd	5	6th	26-15	24-17	16,400
2000-01	Flip Saunders	47-35	4th	11	8th	30-11	17-24	17,497
2001-02	Flip Saunders	50-32	3rd	8	5th	29-12	21-20	17,846
2002-03	Flip Saunders	51-31	3rd	9	4th	33-8	18-23	15,700
2003-04	Flip Saunders	58-24	1st	-	1st	31-10	27-14	17,636
2004-05	Saunders/McHale	44-38	3rd	8	9th	24-17	20-21	17,181
2005-06	Dwane Casey	33-49	4th	11	14th	24-17	9-32	16,150
2006-07	Casey/Wittman	32-50	3rd	19	12th	20-21	12-29	15,999
2007-08	Randy Wittman	22-60	4th	32	13th	15-26	7-34	14,477
2008-09	Wittman/McHale	24-58	4th	30	11th	11-30	13-28	14,506
2009-10	Kurt Rambis	15-67	5th	38	15th	10-31	5-36	15,102
2010-11	Kurt Rambis	17-65	5th	38	15th	12-29	5-36	15,243
2011-12	Rick Adelman	26-40	5th	21	12th	13-20	13-20	17,491
TOTALS		731-1107				448-471	283-636	

RECORDS AT ALL-STAR BREAK AND AT THE HALFWAY POINT

Year	All-Star Game	Record Before	Record After	First 41 Games	Last 41 Games	Overall Record
1989-90	Feb. 11	10-36	12-24	8-33	14-27	22-60
1990-91	Feb. 10	16-29	13-24	14-27	15-26	29-53
1991-92	Feb. 9	8-38	7-29	7-34	8-33	15-67
1992-93	Feb. 21	12-35	7-28	10-31	9-32	19-63
1993-94	Feb. 13	14-32	6-30	14-27	6-35	20-62
1994-95	Feb. 12	11-36	10-25	10-31	11-30	21-61
1995-96	Feb. 11	13-32	13-24	11-30	15-26	26-56
1996-97	Feb. 9	23-25	17-17	19-22	21-20	40-42
1997-98	Feb. 8	26-20	19-17	24-17	21-20	45-37
1998-99	None	-	-	14-11	11-14	25-25
1999-00	Feb. 13	27-20	23-12	24-17	26-15	50-32
2000-01	Feb. 11	32-18	15-17	23-18	24-17	47-35
2001-02	Feb. 10	33-16	17-16	30-11	20-21	50-32
2002-03	Feb. 9	29-20	22-11	23-18	28-13	51-31
2003-04	Feb. 15	37-15	21-9	29-12	29-12	58-24
2004-05	Feb. 20	27-27	17-11	22-19	22-19	44-38
2005-06	Feb. 19	23-29	10-20	20-21	13-28	33-49
2006-07	Feb. 18	25-27	7-23	20-21	12-29	32-50
2007-08	Feb. 17	10-41	12-19	7-34	15-26	22-60
2008-09	Feb. 15	17-34	7-24	14-27	10-31	24-58
2009-10	Feb. 14	13-40	2-27	8-33	7-34	15-67
2010-11	Feb. 20	13-43	4-22	10-31	7-34	17-65
2011-12	Feb. 26	17-17	9-23	16-17	10-23	26-40

ALL-TIME WOLVES RECORD BY MONTH

Year	Oct/Nov	December	January	February	March	Apr/May	Overall
1989-90	3-12	3-11	3-10	6-7	5-12	2-8	22-60
1990-91	5-10	3-9	6-8	4-10	4-11	7-5	29-53
1991-92	3-10	1-13	3-13	4-9	1-15	3-7	15-67
1992-93	4-7	1-12	3-11	5-8	5-13	1-12	19-63
1993-94	3-8	5-12	6-7	2-10	3-13	1-12	20-62
1994-95	1-13	5-7	4-12	4-9	5-11	2-9	21-61
1995-96	3-9	4-11	4-10	5-9	8-8	2-9	26-56
1996-97	7-8	5-10	9-6	8-3	6-10	5-5	40-42
1997-98	7-8	8-6	10-4	5-8	8-8	7-3	45-37
1998-99	-	-	-	8-5	9-8	8-12	25-25
1999-00	7-5	6-9	12-3	7-7	12-4	6-4	50-32
2000-01	8-7	9-7	12-4	5-6	8-6	5-5	47-35
2001-02	10-4	10-5	11-5	8-4	6-10	5-4	50-32
2002-03	9-8	8-6	10-6	12-1	7-8	5-2	51-31
2003-04	9-8	11-2	12-3	11-4	9-7	6-0	58-24
2004-05	8-5	8-6	8-9	4-9	10-5	6-4	44-38
2005-06	7-6	7-7	7-9	3-10	6-10	3-7	33-49
2006-07	6-8	7-7	9-8	4-8	4-11	2-8	32-50
2007-08	2-12	2-14	5-10	3-9	7-8	3-7	22-60
2008-09	4-11	2-14	10-4	2-11	3-14	3-4	24-58
2009-10	2-15	5-11	4-12	3-9	1-13	0-7	15-67
2010-11	4-13	4-12	3-11	3-10	3-12	0-7	17-65
2011-12	-	0-3	10-8	8-7	7-10	1-12	26-40
TOTALS	112-187	114-194	161-173	124-173	137-227	83-153	731-1107

ALL-TIME WOLVES RECORD BY DIVISION/CONFERENCE

Year	Atlantic	Central	East	Midwest	Pacific	West	Overall		
1989-90	6-6	4-10	10-16	6-22	6-22	12-44	22-60		
1990-91	7-5	5-9	12-14	9-19	8-20	17-39	29-53		
1991-92	2-12	2-12	4-24	9-17	2-26	11-43	15-67		
1992-93	2-12	3-11	5-23	10-16	4-24	14-40	19-63		
1993-94	5-9	2-12	7-21	5-21	8-20	13-41	20-62		
1994-95	5-9	4-10	9-19	4-22	8-20	12-42	21-61		
1995-96	3-11	6-10	9-21	10-14	7-21	17-35	26-56		
1996-97	9-5	3-13	12-18	16-8	12-16	28-24	40-42		
1997-98	7-7	8-8	15-15	14-10	16-12	30-22	45-37		
1998-99	2-1	1-2	3-3	11-9	11-13	22-22	25-25		
1999-00	6-8	12-4	18-12	18-6	14-14	32-20	50-32		
2000-01	6-8	14-2	20-10	11-13	16-12	27-25	47-35		
2001-02	10-4	11-5	21-9	15-9	14-14	29-23	50-32		
2002-03	7-7	11-5	18-12	15-9	18-10	33-19	51-31		
2003-04	10-4	14-2	24-6	14-10	20-8	34-18	58-24		
	Atl	Cent	SE	East	NW	SW	Pac	West	Overall
2004-05	6-4	3-7	5-5	14-16	10-6	10-8	10-8	30-22	44-38
2005-06	4-6	4-6	5-5	13-17	6-10	5-13	9-9	20-32	33-49
2006-07	6-4	5-5	3-7	14-16	6-10	5-13	7-11	18-34	32-50
2007-08	3-7	3-7	2-8	8-22	3-13	3-15	8-10	14-38	22-60
2008-09	3-7	6-4	2-8	11-19	3-13	4-14	6-12	13-39	24-58
2009-10	4-6	1-9	2-8	7-23	3-13	2-16	3-15	8-44	15-67
2010-11	3-7	6-4	1-9	10-20	1-15	3-15	3-15	7-45	17-65
2011-12	2-3	2-5	3-3	7-11	4-9	8-9	7-11	19-29	26-40



• MISCELLANEOUS RECORDS •

ALL-TIME HOME OPENER RESULTS (15-8)

Date	Score	Site	Attendance
11/8/89	Chicago 96, Minnesota 84	Metrodome	35,427
11/2/90	Minnesota 98, Dallas 85	Target Center	19,006
11/1/91	Utah 112, Minnesota 97	Target Center	19,006
11/7/92	Golden State 121, Minnesota 119 (OT)	Target Center	19,006
11/6/93	Utah 105, Minnesota 95	Target Center	18,827
11/5/94	Houston 115, Minnesota 85	Target Center	16,578
11/7/95	Minnesota 93, L.A. Lakers 92	Target Center	14,756
11/1/96	Minnesota 82, San Antonio 78	Target Center	18,109
10/31/97	Minnesota 129, Golden State 113	Target Center	16,784
2/9/99	Minnesota 74, San Antonio 70	Target Center	16,422
11/11/99	Minnesota 93, New York 90	Target Center	18,397
11/4/00	Minnesota 99, Sacramento 91	Target Center	19,006
10/30/01	Minnesota 83, Philadelphia 74	Target Center	18,697
10/30/02	Minnesota 83, Denver 77	Target Center	16,113
10/29/03	Minnesota 95, Milwaukee 89	Target Center	17,784
11/3/04	Minnesota 99, New York 93	Target Center	17,295
11/2/05	Minnesota 90, Portland 86	Target Center	16,799
11/1/06	Minnesota 92, Sacramento 83	Target Center	19,356
11/2/07	Denver 99, Minnesota 91	Target Center	19,443
10/29/08	Minnesota 98, Sacramento 96	Target Center	17,820
10/28/09	Minnesota 95, New Jersey 93	Target Center	18,358
10/27/10	Sacramento 117, Minnesota 116	Target Center	17,067
12/26/11	Oklahoma City 104, Minnesota 100	Target Center	19,406

ALL-TIME OPENING GAME RESULTS (13-10)

Date	Score	Site	Attendance
11/3/89	Seattle 106, Minnesota 94	Seattle Coliseum	13,805
11/2/90	Minnesota 98, Dallas 85	Target Center	19,006
11/1/91	Utah 112, Minnesota 97	Target Center	19,006
11/6/92	Boston 113, Minnesota 92	Boston Garden	14,890
11/5/93	Detroit 104, Minnesota 99	The Palace	21,454
11/4/94	Denver 130, Minnesota 108	McNichols Arena	17,171
11/3/95	Sacramento 95, Minnesota 86	ARCO Arena	17,319
11/1/96	Minnesota 82, San Antonio 78	Target Center	18,109
10/31/97	Minnesota 129, Golden State 113	Target Center	16,784
2/5/99	Minnesota 110, Denver 92	McNichols Arena	17,171
11/5/99	Sacramento 100, Minnesota 95	Tokyo Dome	32,623
10/31/00	Minnesota 106, Houston 98	Compaq Center	11,327
10/30/01	Minnesota 83, Philadelphia 74	Target Center	18,697
10/30/02	Minnesota 83, Denver 77	Target Center	16,113
10/29/03	Minnesota 95, Milwaukee 89	Target Center	17,784
11/3/04	Minnesota 99, New York 93	Target Center	17,295
11/2/05	Minnesota 90, Portland 86	Target Center	16,799
11/1/06	Minnesota 92, Sacramento 83	Target Center	19,356
11/2/07	Denver 99, Minnesota 91	Target Center	19,443
10/29/08	Minnesota 98, Sacramento 96	Target Center	17,820
10/28/09	Minnesota 95, New Jersey 93	Target Center	18,358
10/27/10	Sacramento 117, Minnesota 116	Target Center	17,067
12/26/11	Oklahoma City 104, Minnesota 100	Target Center	19,406

GAMES WITH LARGEST MARGINS

BIGGEST WINS

Margin	Opponent	Score	Date	Site
53	Chicago	127-74	11/8/01	Target Center
42	Oklahoma City	129-87	1/7/09	Target Center
39	Golden State	122-83	2/23/01	Target Center
35	Philadelphia	119-84	12/8/04	Wachovia Center
35	Washington	109-74	12/26/04	Target Center
34	Cleveland	129-95	12/4/10	Target Center
32	Dallas	103-71	1/2/93	Target Center
32	Houston	122-90	3/30/00	Target Center
32	Toronto	112-80	3/19/02	Target Center
31	Vancouver	113-82	11/27/99	Target Center
31	L.A. Clippers	95-64	1/15/03	Staples Center

BIGGEST ROAD WINS

Margin	Opponent	Score	Date	Site
35	Philadelphia	119-84	12/8/04	Wachovia Center
31	L.A. Clippers	95-64	1/15/03	Staples Center
29	Golden State	113-84	3/11/98	New Arena in Oakland
29	Orlando	100-71	11/7/03	TD Waterhouse Centre
27	Cleveland	101-74	12/2/89	Richfield Coliseum
27	Denver	107-80	2/13/98	McNichols Arena

BIGGEST LOSSES

Margin	Opponent	Score	Date	Site
42	Orlando	86-128	11/3/10	Amway Center
41	Miami	72-113	3/5/96	Miami Arena
41	Golden State	105-146	11/9/09	Oracle Arena
39	Indiana	75-114	4/16/95	Market Square Arena
38	Philadelphia	71-109	11/25/94	Target Center
38	San Antonio	84-122	12/30/95	Alamodome
38	Phoenix	114-152	3/16/10	US Airways Center
37	Seattle	87-124	12/5/92	Seattle Center Coliseum
37	Golden State	109-146	4/1/94	Oakland Coliseum
37	Seattle	93-130	2/14/96	KeyArena

BIGGEST HOME LOSSES

Margin	Opponent	Score	Date	Site
38	Philadelphia	71-109	11/25/94	Target Center
32	Indiana	78-110	2/17/95	Target Center
32	New Orleans	90-122	4/9/08	Target Center
32	Sacramento	95-127	3/20/11	Target Center
30	Houston	85-115	11/5/94	Target Center



• MISCELLANEOUS RECORDS •

ALL-TIME COMEBACKS

Deficit	Score/Time	vs./@ Opponent	Final Score	Date
25	16-41 10:14, 2nd	vs. Charlotte	105-101	3/1/96
24	55-79 6:02, 3rd	@ Houston	124-122 (OT)	2/17/92
24	50-74 5:53, 3rd	@ Dallas	113-110 (OT)	1/17/98
21	24-45 10:09, 2nd	vs. Indiana	131-118	12/21/07
21	57-78 9:02, 3rd	vs. New York	112-103	11/12/10
20	44-64 5:29, 3rd	@ Seattle	100-96 (OT)	3/15/91
20	16-36 0:26, 1st	@ Washington	89-87	4/21/91
20	33-53 4:40, 2nd	@ Charlotte	102-96	1/1/07
20	31-51 3:04, 2nd	vs. Philadelphia	108-103 (OT)	1/18/10
19	53-72 6:02, 3rd	vs. New Jersey	95-93	10/28/09

LEADS THAT GOT AWAY

Lead	Score/Time	vs./@ Opponent	Final Score	Date
29	70-41 10:26, 3rd	@ Dallas	100-107	12/30/08
25	88-63 5:56, 3rd	vs. Seattle	106-114	3/27/07
22	80-58 5:43, 3rd	vs. Dallas	103-107	12/18/01
21	75-54 4:29, 3rd	vs. Portland	102-107	11/15/91
21	46-25 9:11, 2nd	vs. Phoenix	116-117 (OT)	1/27/93
21	63-42 0:24, 2nd	vs. Atlanta	87-94	11/24/07
21	43-22 6:50, 2nd	vs. Detroit	90-94	4/1/08
21	64-43 9:00, 3rd	vs. San Antonio	109-113 (OT)	11/24/10
21	55-34 0:58, 2nd	vs. Golden State	88-93	4/22/12
20	36-16 0:46, 1st	@ Orlando	86-90	11/21/96
20	43-23 9:04, 2nd	vs. Golden State	76-104	12/11/99
20	49-29 1:53, 2nd	vs. Golden State	94-97	4/4/12

TOP SCORING GAMES OFF THE BENCH

Pts	Player	Opponent	Date
34	Wally Szczerbiak	@ Seattle	1/21/05
34	Rashad McCants	Denver	1/4/08
34	Michael Beasley	@ Houston	1/30/12
32	Gerald Glass	@ L.A. Lakers	12/23/90
30	Isaiah Rider	vs. Miami	3/3/96
29	Sam Mitchell	vs. Golden State	2/20/91

TOP SCORING GAMES OFF THE BENCH VS. MINNESOTA

Pts	Player	Team	Date
41	Todd Day	@ Boston	12/22/95
34	Danny Ainge	Phoenix	1/7/94
33	Cuttino Mobley	@ Houston	10/31/00
31	Clifford Robinson	Portland	12/8/93
31	Johnny Newman	@ Denver	11/28/97
31	Ben Gordon	@ Chicago	12/11/04
31	Manu Ginobili	San Antonio	11/30/07
31	Al Harrington	@ Denver	2/20/12 (OT)

ALL-TIME RECORD STREAKS

LONGEST WINNING STREAKS

11	1/17/01-2/7/01
10	3/26/04-11/3/04
9	12/30/01-1/15/02
7	1/9/98-1/21/98
7	2/19/03-3/2/03

LONGEST HOME WINNING STREAKS

17	1/8/03-3/2/03
14	12/16/03-2/6/04
12	3/20/98-2/22/99
10	2/23/01-4/6/01
9	12/21/01-1/26/02

LONGEST ROAD WINNING STREAKS

6	1/8/00-1/25/00
6	12/3/03-12/23/03
5	2/25/00-3/11/00
5	1/17/01-2/3/01
5	3/26/04-4/14/04
5	11/28/04-12/8/04
5	11/26/05-12/7/05

LONGEST LOSING STREAKS

18	3/13/11-12/30/11
16	2/29/92-3/29/92
16	4/8/94-11/12/94
16	2/24/10-3/28/10
15	10/30/09-11/27/09

LONGEST HOME LOSING STREAKS

14	4/9/94-12/14/94
11	1/28/09-3/9/09
10	3/27/07-11/6/07
10	2/10/10-3/28/10
9	11/21/08-12/27/08
9	10/30/09-12/2/09

LONGEST ROAD LOSING STREAKS

22	12/9/89-3/23/90
17	2/24/10-11/9/10
16	11/28/07-1/19/08
14	1/17/94-3/8/94
14	2/21/06-4/11/06

YEARLY STATISTICAL RANKINGS

Year	----Pts----		----FG%----		FT%	Reb	Ast	Stl	TO	Blk
	Off	Def	Off	Def						
1989-90	27	2	26	18	19	21	24	6	2	22
1990-91	26	9	25	23	23	17	21	13	1	11
1991-92	23	19	22	23	20	26	14	24	4	7
1992-93	27	15	18	24	2	25	18	18	24	11
1993-94	26	16	19	17	2	16	17	26	27	12
1994-95	26	17	21	19	3	27	21	24	25	14
1995-96	19	23	18	18	1	19	14	13	26	7
1996-97	17	17	13	13	9	24	9	24	9	2
1997-98	2	25	8	15	15	18	3	22	1	13
1998-99	11	16	23	16	9	15	2	13	1	10
1999-00	13	11	2	10	7	8	1	17	4	11
2000-01	7	14	6	22	4	15	2	6	4	10
2001-02	5	16	5	14	2	1	2	28	4	16
2002-03	7	18	2	10	10	9	2	29	6	15
2003-04	10	7	2	4	5	9	6	26	2	7
2004-05	16	9	4	7	1	9	4	30	2	10
2005-06	28	8	11	9	11	24	12	19	17	5
2006-07	20	19	13	16	3	20	7	28	21	24
2007-08	26	21	18	27	21	13	26	12	17	29
2008-09	21	22	29	26	15	3	17	28	17	28
2009-10	20	29	25	25	22	19	24	13	30	28
2010-11	10	30	27	23	13	3	25	17	30	10
2011-12	10	25	27	22	10	15	24	26	21	24

MISCELLANEOUS RECORDS

WOLVES ALL-TIME OVERTIME RECORD

Year	Games	Home W-L	Road W-L	Total W-L
1989-90.....	7	1-3	0-3	1-6
1990-91.....	7	1-0	2-4	3-4
1991-92.....	5	0-2	2-1	2-3
1992-93.....	6	0-4	0-2	0-6
1993-94.....	2	0-1	0-1	0-2
1994-95.....	3	1-1	0-1	1-2
1995-96.....	4	0-1	0-3	0-4
1996-97.....	3	1-0	1-1	2-1
1997-98.....	9	3-2	2-2	5-4
1998-99.....	1	0-0	0-1	0-1
1999-00.....	8	4-1	3-0	7-1
2000-01.....	6	3-0	1-2	4-2

Year	Games	Home W-L	Road W-L	Total W-L
2001-02.....	4	0-0	2-2	2-2
2002-03.....	5	2-1	1-1	3-2
2003-04.....	3	0-1	2-0	2-1
2004-05.....	3	0-1	1-1	1-2
2005-06.....	6	1-2	0-3	1-5
2006-07.....	10	4-1	2-3	6-4
2007-08.....	2	1-1	0-0	1-1
2008-09.....	4	2-1	0-1	2-2
2009-10.....	2	1-0	0-1	1-1
2010-11.....	4	0-3	0-1	0-4
2011-12.....	3	0-0	0-3	0-3
TOTALS	107	25-26	19-37	44-63

OVERTIME SUMMARY

Date	Site	Min-Opp
Atlanta (1-3)		
1/5/91	The Omni	L 112-117
12/28/91	The Omni	L 122-125
12/13/94	The Omni	L 83-85
4/4/00	Target Center	W 86-76
Boston (1-2)		
12/15/92	Target Center	L 119-124 (20T)
2/1/02	FleetCenter	W 98-95
3/4/07	TD Banknorth Garden	L 117-124 (20T)
Charlotte (0-1)		
1/5/11	Target Center	L 105-108
Chicago (2-0)		
11/13/03	United Center	W 92-89
1/25/09	Target Center	W 109-108
Cleveland (1-1)		
2/2/91	Richfield Coliseum	L 110-113
3/21/00	Target Center	W 111-107
Dallas (4-1)		
11/20/90	Reunion Arena	W 92-91
2/8/94	Reunion Arena	L 105-108
2/27/97	Reunion Arena	W 107-105 (20T)
1/17/98	Reunion Arena	W 113-110
2/15/98	Target Center	W 105-99

Date	Site	Min-Opp
Denver (3-6)		
3/31/92	McNichols Arena	W 121-114
1/3/95	Target Center	L 99-108 (20T)
12/28/96	Target Center	W 103-96
2/5/00	Pepsi Center	W 105-97
2/15/00	Target Center	L 104-107
11/8/00	Pepsi Center	L 107-109
11/4/04	Pepsi Center	L 92-94
2/24/06	Target Center	L 101-102
2/20/12	Pepsi Center	L 101-103
Detroit (2-1)		
3/1/98	Target Center	W 115-113 (20T)
1/15/07	The Palace	W 94-90
1/19/07	Target Center	L 98-104 (20T)
Golden State (1-5)		
12/27/91	Target Center	L 102-106
11/7/92	Target Center	L 119-121
12/19/92	Oakland Coliseum	L 116-122
1/5/96	Oakland Coliseum	L 119-122
4/2/06	Target Center	W 106-104
11/11/08	Oracle Arena	L 110-113
Houston (4-3)		
2/17/92	The Summit	W 124-122
4/22/93	The Summit	L 110-112
1/16/98	The Summit	W 116-115
2/20/98	Target Center	W 100-95
2/4/05	Target Center	L 113-119
1/7/07	Target Center	W 103-99
1/13/10	Toyota Center	L 114-120 (30T)

OVERTIME SUMMARY (cont.)

Date	Site	Min-Opp
Indiana (2-1)		
12/12/89	Market Square Arena	L 112-113
12/16/00	Target Center	W 113-110
11/16/01	Conseco Fieldhouse	W 120-113 (20T)
L.A. Clippers (1-2)		
3/26/90	L.A. Sports Arena	L 96-101
12/4/04	Staples Center	W 107-100
11/5/05	Staples Center	L 99-100
L.A. Lakers (1-1)		
12/20/89	Metrodome	L 97-106
3/6/07	Target Center	W 117-107 (20T)
Memphis (3-3)		
11/5/95	General Motors Place	L 98-100
4/14/00	General Motors Place	W 104-94 (20T)
11/19/02	Target Center	W 110-106
4/19/06	Target Center	L 92-102 (20T)
2/9/07	FedExForum	L 97-105
12/29/08	Target Center	W 108-98
Miami (0-1)		
3/2/94	Target Center	L 100-108
Milwaukee (2-1)		
4/14/95	Target Center	W 104-100
12/27/95	Target Center	L 93-99
4/16/08	Target Center	W 110-101
New Jersey (1-3)		
3/20/91	Brendan Byrne Arena	L 111-118
1/20/96	Continental Air Arena	L 97-103
3/24/00	Continental Air Arena	W 116-115
12/19/01	Continental Air Arena	L 112-117
New Orleans (0-1)		
4/12/91	Charlotte Coliseum	L 110-111 (20T)
New York (0-1)		
2/25/99	Madison Sq. Garden	L 113-115
Oklahoma City (3-5)		
3/15/91	Seattle Ctr. Coliseum	W 100-96
3/8/98	Target Center	L 98-99
3/5/00	Target Center	W 105-100
3/4/01	Target Center	W 119-111
11/4/05	KeyArena	L 102-107
3/2/08	Target Center	L 108-111
1/26/11	Target Center	L 117-118
3/23/12	Ches. Energy Arena	L 140-149 (20T)

Date	Site	Min-Opp
Orlando (1-0)		
4/1/07	Amway Arena	W 105-104
Philadelphia (5-1)		
11/10/89	Metrodome	W 125-118
2/3/91	Target Center	W 110-102 (20T)
12/11/00	First Union Center	W 96-91
12/12/05	Wachovia Center	L 89-90
1/5/07	Target Center	W 104-102
1/18/10	Target Center	W 108-103
Phoenix (0-4)		
3/10/90	Metrodome	L 98-101
1/27/93	Target Center	L 116-117
1/18/02	America West Arena	L 100-103
4/11/11	US Airways Center	L 127-135
Portland (0-3)		
11/7/96	Rose Garden	L 94-95
12/14/02	Target Center	L 92-98
1/24/07	Rose Garden	L 98-101
Sacramento (2-3)		
12/23/92	Target Center	L 96-102
1/10/03	Target Center	W 115-109
3/5/03	ARCO Arena	L 95-96
11/5/03	Target Center	L 121-125
12/5/03	ARCO Arena	W 112-109
San Antonio (3-3)		
11/17/00	Target Center	W 99-94
3/14/01	Alamodome	L 100-106
3/21/03	SBC Center	W 101-94
1/3/07	Target Center	W 103-101
11/5/08	Target Center	L 125-129 (20T)
11/24/10	Target Center	L 109-113
Toronto (1-1)		
1/24/98	SkyDome	L 107-113
3/26/00	Target Center	W 106-101
Utah (0-4)		
11/21/89	Metrodome	L 101-103
2/13/90	Salt Palace	L 104-110
11/24/97	Delta Center	L 124-133
3/15/12	EnergySolutions Arena	L 105-111
Washington (0-2)		
11/13/91	Target Center	L 114-119
11/13/97	Target Center	L 88-91



• MISCELLANEOUS RECORDS •

WOLVES TRIPLE-DOUBLES

Player	Opponent	Date
Tyrone Corbin	Dallas	1/2/91
Micheal Williams	Boston	12/15/92
Micheal Williams	@ Golden State	12/19/92
Kevin Garnett	Denver	1/3/98
Kevin Garnett	@ Atlanta	12/14/99
Terrell Brandon	@ Philadelphia	1/9/00
Bobby Jackson	Sacramento	1/31/00
Kevin Garnett	@ Portland*	4/23/00
Kevin Garnett	Portland*	4/30/00
Kevin Garnett	@ Detroit	12/15/00
Terrell Brandon	Golden State	2/23/01
Kevin Garnett	Detroit	2/28/01
Chauncey Billups	Memphis	4/3/02
Kevin Garnett	Orlando	11/1/02
Kevin Garnett	Sacramento	11/27/02
Kevin Garnett	@ Chicago	12/27/02
Kevin Garnett	@ Phoenix	3/9/03
Kevin Garnett	Portland	3/16/03
Kevin Garnett	@ Portland	4/6/03
Kevin Garnett	Dallas	12/18/03
Kevin Garnett	@ Golden State	1/28/04
Sam Cassell	San Antonio	3/23/04
Kevin Garnett	Denver*	4/21/04
Kevin Garnett	Golden State	4/13/05
Kevin Garnett	Golden State	2/7/07
Kevin Garnett	Boston	2/11/07
Kevin Garnett	@ Boston	3/4/07
José Barea	@ Oklahoma City	3/23/12

(* Playoff game)

Statistics

10 Pts, 13 Reb, 10 Ast
16 Pts, 10 Reb, 14 Ast
27 Pts, 13 Reb, 15 Ast
18 Pts, 13 Reb, 10 Ast
22 Pts, 15 Reb, 10 Ast
27 Pts, 10 Reb, 14 Ast
17 Pts, 11 Reb, 12 Ast
12 Pts, 10 Reb, 11 Ast
23 Pts, 13 Reb, 10 Ast
26 Pts, 13 Reb, 10 Ast
27 Pts, 10 Reb, 16 Ast
18 Pts, 10 Reb, 10 Ast
26 Pts, 11 Reb, 10 Ast
23 Pts, 14 Reb, 10 Ast
20 Pts, 13 Reb, 10 Ast
25 Pts, 15 Reb, 10 Ast
29 Pts, 14 Reb, 12 Ast
17 Pts, 11 Reb, 10 Ast
16 Pts, 14 Reb, 12 Ast
35 Pts, 10 Reb, 10 Ast
20 Pts, 20 Reb, 10 Ast
14 Pts, 10 Reb, 11 Ast
20 Pts, 22 Reb, 10 Ast
21 Pts, 15 Reb, 11 Ast
17 Pts, 15 Reb, 10 Ast
26 Pts, 11 Reb, 10 Ast
33 Pts, 13 Reb, 10 Ast
25 Pts, 10 Reb, 14 Ast

SINGLE GAME

Longest game (regulation):	2:40	vs. Philadelphia, 2/1/04; @ L.A. Clippers, 1/20/12
Longest game (overtime):	3:10	vs. Detroit, 3/1/98 (2OT); vs. L.A. Lakers, 3/6/07 (2OT); @ Houston, 1/13/10 (3OT)
Shortest game:	1:46	@ Houston, 1/24/91
Most points scored by Minnesota in a loss:	140	@ Oklahoma City (149), 3/23/12 (2OT)
	125	vs. Houston (129), 1/24/11
	73	vs. Toronto (56), 11/1/03
Fewest points scored by Minnesota in a victory:	21	vs. Seattle, 3rd & 4th quarters, 1/31/90
Most consecutive points scored, team:	16	@ Miami, 4/14/97
Most consecutive points scored to open game, team:	23	@ Sacramento, 2nd & 3rd quarters, 3/14/10
Most consecutive points allowed, team:	15	@ New York, 1/26/10
Most consecutive points allowed to open game, team:	8	vs. San Antonio, 1/16/92
Most players scoring in double figures:	4	Most recently: @ Phoenix, 4/11/11 (OT)
		(Glass 16, Brooks 14, Richardson 14, Bailey 12, Longley 12, Campbell 10, Mitchell 10, West 10)
Most players scoring 20 or more points:	4	Most recently: @ Phoenix, 4/11/11 (OT)
		(Beasley 26, Randolph 24, Tolliver 22, Ridnour 21)
Most points off the bench:	74	vs. Sacramento, 4/15/09
Quickest disqualification on personal fouls:	6 minutes	Sam Mitchell, vs. L.A. Lakers, 3/17/90
Earliest disqualification on personal fouls:	6:54, 3rd quarter	Tod Murphy, @ San Antonio, 1/6/90
Most technical fouls, team:	6	Most recently: vs. Portland, 12/23/05
		Kevin Garnett, Michael Olowokandi 2, 3 Defensive Three Seconds. (Referees: McCutchen, Grillo, Zielinski.)
Most technical fouls, both teams:	10	Most recently: vs. Portland, 12/23/05
		MIN: Kevin Garnett, Michael Olowokandi 2, 3 Defensive Three Seconds; POR: Nate McMillan 2, Joel Przybilla, 1 Defensive Three Seconds. (Referees: McCutchen, Grillo, Zielinski.)

SEASON - INDIVIDUAL

Most games with 40 or more points:	3	Kevin Love, 2011-12
Most games with 30 or more points:	19	Kevin Love, 2011-12
Most games with 20 or more points:	67	Kevin Garnett, 2003-04
Most games with 10 or more points:	82	Tony Campbell, 1989-90; Kevin Garnett, 97-98, 02-03, 03-04, 04-05
Most games with 10 or more points and rebounds:	71	Kevin Garnett, 2003-04
Most consecutive games with 30 or more points:	4	Kevin Garnett (3/22/00 thru 3/28/00)
Most consecutive games with 20 or more points:	16	Kevin Garnett (11/29/00 thru 12/28/00); Kevin Garnett (2/2/03 thru 3/5/03)
Most consecutive games with 10 or more points:	398	Kevin Garnett (10/30/02 thru 4/9/07)
Most consecutive games with 10 or more points and rebounds:	53	Kevin Love (11/22/10 thru 3/11/11)
Most times led or shared scoring lead:	60	Kevin Garnett, 2002-03

SEASON - TEAM

Most 100-point games:	46	1991-92; 1997-98
Most consecutive 100-point games:	11	1/10/98 thru 2/1/98
Most games under 100 points:	64	2005-06
Most consecutive games under 100 points:	16	12/6/94 thru 1/11/95; 3/10/04 thru 4/9/04
Most 100-point games allowed:	62	1991-92; 2010-11
Most consecutive 100-point games allowed:	24	2/15/92 thru 3/31/92
Most games holding the opponent under 100 points:	71	2003-04
Most consecutive games holding the opponent under 100:	13	Most recently: 1/6/04 thru 1/30/04
Most games to shoot .500+:	31	1999-00
Most consecutive games to shoot .500+:	5	1/6/00 thru 1/13/00
Most consecutive games to shoot under .500:	23	12/6/94 thru 1/24/95
Most games for the opponent to shoot .500+:	41	1992-93
Most consecutive games for the opponent to shoot .500+:	6	12/18/90 thru 12/30/90
Most consecutive games for the opponent to shoot under .500:	24	1/13/00 thru 2/29/00



• YEAR-BY-YEAR LEADERS •

TOTAL POINTS

11-12	Kevin Love	1,432
10-11	Kevin Love	1,476
09-10	Al Jefferson	1,301
08-09	Al Jefferson	1,156
07-08	Al Jefferson	1,726
06-07	Kevin Garnett	1,704
05-06	Kevin Garnett	1,656
04-05	Kevin Garnett	1,817
03-04	Kevin Garnett	1,987
02-03	Kevin Garnett	1,883
01-02	Kevin Garnett	1,714
00-01	Kevin Garnett	1,784
99-00	Kevin Garnett	1,857
98-99	Kevin Garnett	977
97-98	Kevin Garnett	1,518
96-97	Tom Gugliotta	1,672
95-96	Isaiah Rider	1,470
94-95	Isaiah Rider	1,532
93-94	Isaiah Rider	1,313
92-93	Doug West	1,543
91-92	Pooh Richardson	1,350
90-91	Tony Campbell	1,678
89-90	Tony Campbell	1,903

SCORING AVERAGE

11-12	Kevin Love	26.0
10-11	Kevin Love	20.2
09-10	Al Jefferson	17.1
08-09	Randy Foye	16.3
07-08	Al Jefferson	21.0
06-07	Kevin Garnett	22.4
05-06	Kevin Garnett	21.8
04-05	Kevin Garnett	22.2
03-04	Kevin Garnett	24.2
02-03	Kevin Garnett	23.0
01-02	Kevin Garnett	21.2
00-01	Kevin Garnett	22.0
99-00	Kevin Garnett	22.9
98-99	Kevin Garnett	20.8
97-98	Kevin Garnett	18.5
96-97	Tom Gugliotta	20.6
95-96	Isaiah Rider	19.6
94-95	Isaiah Rider	20.4
93-94	Christian Laettner	16.8
92-93	Doug West	19.3
91-92	Tony Campbell	16.8
90-91	Tony Campbell	21.8
89-90	Tony Campbell	23.2

FIELD GOALS MADE

11-12	Kevin Love	474
10-11	Michael Beasley	561
09-10	Al Jefferson	560
08-09	Al Jefferson	485
07-08	Al Jefferson	721
06-07	Kevin Garnett	638
05-06	Kevin Garnett	626
04-05	Kevin Garnett	683
03-04	Kevin Garnett	804
02-03	Kevin Garnett	743
01-02	Kevin Garnett	659
00-01	Kevin Garnett	704
99-00	Kevin Garnett	759
98-99	Kevin Garnett	414
97-98	Kevin Garnett	635
96-97	Tom Gugliotta	592
95-96	Isaiah Rider	560
94-95	Isaiah Rider	558
93-94	Isaiah Rider	522
92-93	Doug West	646
91-92	Pooh Richardson	587
90-91	Tony Campbell	652
89-90	Tony Campbell	723

FIELD GOALS ATTEMPTED

11-12	Kevin Love	1,059
10-11	Michael Beasley	1,246
09-10	Al Jefferson	1,125
08-09	Randy Foye	981
07-08	Al Jefferson	1,441
06-07	Kevin Garnett	1,341
05-06	Kevin Garnett	1,191
04-05	Kevin Garnett	1,360
03-04	Kevin Garnett	1,611
02-03	Kevin Garnett	1,481
01-02	Kevin Garnett	1,401
00-01	Kevin Garnett	1,475
99-00	Kevin Garnett	1,526
98-99	Kevin Garnett	900
97-98	Kevin Garnett	1,293
96-97	Tom Gugliotta	1,339
95-96	Isaiah Rider	1,206
94-95	Isaiah Rider	1,249
93-94	Isaiah Rider	1,115
92-93	Doug West	1,249
91-92	Pooh Richardson	1,261
90-91	Tony Campbell	1,502
89-90	Tony Campbell	1,581

FIELD-GOAL PERCENTAGE (Min. 300 FGM)

11-12	Nikola Pekovic	(256-454) .564
10-11	Kevin Love	(482-1,026) .470
09-10	Al Jefferson	(560-1,125) .498
08-09	Al Jefferson	(485-975) .497
07-08	Al Jefferson	(721-1,441) .500
06-07	Mark Blount	(427-839) .509
05-06	Kevin Garnett	(626-1,191) .526
04-05	Wally Szczerbiak	(465-919) .506
03-04	Kevin Garnett	(804-1,611) .499
02-03	Rasho Nesterovic	(400-762) .525
01-02	Wally Szczerbiak	(609-1,200) .508
00-01	Wally Szczerbiak	(469-920) .510
99-00	Wally Szczerbiak	(342-669) .511
98-99	Kevin Garnett	(414-900) .460
97-98	Tom Gugliotta	(319-635) .502
96-97	Kevin Garnett	(549-1,100) .499
95-96	Kevin Garnett	(361-735) .491
94-95	Christian Laettner	(450-920) .489
93-94	Doug West	(434-891) .487
92-93	Doug West	(646-1,249) .517
91-92	Doug West	(463-894) .518
90-91	Pooh Richardson	(635-1,350) .470
89-90	Tyrone Corbin	(521-1,083) .481

FREE THROWS MADE

11-12	Kevin Love	379
10-11	Kevin Love	424
09-10	Kevin Love	225
08-09	Kevin Love	265
07-08	Al Jefferson	284
06-07	Kevin Garnett	416
05-06	Kevin Garnett	396
04-05	Kevin Garnett	445
03-04	Kevin Garnett	368
02-03	Kevin Garnett	377
01-02	Kevin Garnett	359
00-01	Kevin Garnett	357
99-00	Kevin Garnett	309
98-99	Kevin Garnett	145
97-98	Stephon Marbury	329
96-97	Tom Gugliotta	464
95-96	Tom Gugliotta	289
94-95	Christian Laettner	409
93-94	Christian Laettner	375
92-93	Christian Laettner	462
91-92	Tony Campbell	240
90-91	Tony Campbell	358
89-90	Tony Campbell	448

FREE THROWS ATTEMPTED

11-12	Kevin Love	460
10-11	Kevin Love	499
09-10	Kevin Love	276
08-09	Kevin Love	336
07-08	Al Jefferson	394
06-07	Kevin Garnett	498
05-06	Kevin Garnett	489
04-05	Kevin Garnett	549
03-04	Kevin Garnett	465
02-03	Kevin Garnett	502
01-02	Kevin Garnett	448
00-01	Kevin Garnett	467
99-00	Kevin Garnett	404
98-99	Kevin Garnett	206
97-98	Stephon Marbury	450
96-97	Tom Gugliotta	566
95-96	Tom Gugliotta	374
94-95	Christian Laettner	500
93-94	Christian Laettner	479
92-93	Christian Laettner	553
91-92	Tony Campbell	299
90-91	Tony Campbell	446
89-90	Tony Campbell	569

FREE-THROW PERCENTAGE (Min. 125 FTM)

11-12	Luke Ridnour	(106-119) .891
10-11	Kevin Love	(424-499) .850
09-10	Jonny Flynn	(223-270) .826
08-09	Randy Foye	(230-272) .846
07-08	Ryan Gomes	(190-229) .830
06-07	Randy Foye	(164-192) .854
05-06	Wally Szczerbiak	(163-182) .896
04-05	Sam Cassell	(134-155) .865
03-04	Sam Cassell	(289-331) .873
02-03	Troy Hudson	(208-231) .900
01-02	Chauncey Billups	(207-234) .885
00-01	Terrell Brandon	(195-224) .871
99-00	Terrell Brandon	(187-208) .899
98-99	Sam Mitchell	(126-165) .764
97-98	Terry Porter	(167-195) .856
96-97	Tom Gugliotta	(464-566) .820
95-96	Isaiah Rider	(248-296) .838
94-95	Doug West	(206-246) .837
93-94	Micheal Williams	(333-397) .839
92-93	Micheal Williams	(419-462) .907
91-92	Doug West	(186-231) .805
90-91	Tony Campbell	(358-446) .803
89-90	Tony Campbell	(448-569) .787



• YEAR-BY-YEAR LEADERS •

THREE-POINT FG MADE

11-12	Kevin Love.....	105
10-11	Wes Johnson.....	103
09-10	Corey Brewer.....	82
08-09	Randy Foye.....	111
07-08	Rashad McCants.....	142
06-07	Ricky Davis.....	123
05-06	Rashad McCants.....	67
04-05	Troy Hudson.....	89
03-04	Latrell Sprewell.....	99
02-03	Troy Hudson.....	97
01-02	Chauncey Billups.....	124
00-01	Anthony Peeler.....	100
99-00	Anthony Peeler.....	85
98-99	Anthony Peeler.....	34
97-98	Stephon Marbury.....	95
96-97	Stephon Marbury, James Robinson.....	102
95-96	Isaiah Rider.....	102
94-95	Isaiah Rider.....	139
93-94	Chuck Person.....	100
92-93	Chuck Person.....	118
91-92	Pooh Richardson.....	53
90-91	Scott Brooks.....	45
89-90	Pooh Richardson.....	23

THREE-POINT FG ATTEMPTED

11-12	Kevin Love.....	282
10-11	Wes Johnson.....	289
09-10	Corey Brewer.....	237
08-09	Randy Foye.....	308
07-08	Rashad McCants.....	349
06-07	Ricky Davis.....	310
05-06	Rashad McCants.....	180
04-05	Troy Hudson.....	258
03-04	Latrell Sprewell.....	299
02-03	Troy Hudson.....	266
01-02	Chauncey Billups.....	315
00-01	Anthony Peeler.....	256
99-00	Anthony Peeler.....	255
98-99	Anthony Peeler.....	114
97-98	Stephon Marbury.....	304
96-97	Stephon Marbury.....	288
95-96	Isaiah Rider.....	275
94-95	Isaiah Rider.....	396
93-94	Chuck Person.....	272
92-93	Chuck Person.....	332
91-92	Pooh Richardson.....	155
90-91	Scott Brooks.....	135
89-90	Pooh Richardson.....	83

THREE-POINT FG PERCENTAGE (Min. 55 3FGM)

11-12	Kevin Love.....	(105-282) .372
10-11	Luke Ridnour.....	(81-184) .440
09-10	Wayne Ellington.....	(64-162) .395
08-09	Mike Miller.....	(85-225) .378
07-08	Randy Foye.....	(61-148) .412
06-07	Ricky Davis.....	(123-310) .397
05-06	Wally Szczerbiak.....	(58-143) .406
04-05	Fred Hoiberg.....	(70-145) .483
03-04	Fred Hoiberg.....	(76-172) .442
02-03	Wally Szczerbiak.....	(61-145) .421
01-02	Wally Szczerbiak.....	(87-191) .455
00-01	Anthony Peeler.....	(100-256) .391
99-00	Anthony Peeler.....	(85-255) .333
98-99	Dennis Scott.....	(29-68) .426
97-98	Anthony Peeler.....	(48-106) .453
96-97	James Robinson.....	(102-267) .382
95-96	Isaiah Rider.....	(102-275) .371
94-95	Isaiah Rider.....	(139-396) .351
93-94	Chuck Person.....	(100-272) .368
92-93	Chuck Person.....	(118-332) .355
91-92	no qualifiers	
90-91	no qualifiers	
89-90	no qualifiers	

OFFENSIVE REBOUNDS

11-12	Kevin Love.....	226
10-11	Kevin Love.....	330
09-10	Kevin Love.....	227
08-09	Kevin Love.....	274
07-08	Al Jefferson.....	308
06-07	Kevin Garnett.....	183
05-06	Kevin Garnett.....	214
04-05	Kevin Garnett.....	247
03-04	Kevin Garnett.....	245
02-03	Kevin Garnett.....	244
01-02	Kevin Garnett.....	243
00-01	Kevin Garnett.....	219
99-00	Kevin Garnett.....	223
98-99	Kevin Garnett.....	166
97-98	Kevin Garnett.....	222
96-97	Kevin Garnett.....	190
95-96	Tom Gugliotta.....	176
94-95	Sean Rooks.....	165
93-94	Christian Laettner.....	160
92-93	Christian Laettner.....	171
91-92	Felton Spencer.....	167
90-91	Felton Spencer.....	272
89-90	Tyrone Corbin.....	219

DEFENSIVE REBOUNDS

11-12	Kevin Love.....	508
10-11	Kevin Love.....	782
09-10	Al Jefferson.....	523
08-09	Kevin Love.....	460
07-08	Al Jefferson.....	603
06-07	Kevin Garnett.....	792
05-06	Kevin Garnett.....	752
04-05	Kevin Garnett.....	861
03-04	Kevin Garnett.....	894
02-03	Kevin Garnett.....	858
01-02	Kevin Garnett.....	738
00-01	Kevin Garnett.....	702
99-00	Kevin Garnett.....	733
98-99	Kevin Garnett.....	323
97-98	Kevin Garnett.....	564
96-97	Tom Gugliotta.....	515
95-96	Tom Gugliotta.....	514
94-95	Christian Laettner.....	449
93-94	Christian Laettner.....	442
92-93	Christian Laettner.....	537
91-92	Sam Mitchell.....	315
90-91	Tyrone Corbin.....	404
89-90	Tyrone Corbin.....	385

TOTAL REBOUNDS

11-12	Kevin Love.....	734
10-11	Kevin Love.....	1,112
09-10	Al Jefferson.....	703
08-09	Kevin Love.....	734
07-08	Al Jefferson.....	911
06-07	Kevin Garnett.....	975
05-06	Kevin Garnett.....	966
04-05	Kevin Garnett.....	1,108
03-04	Kevin Garnett.....	1,139
02-03	Kevin Garnett.....	1,102
01-02	Kevin Garnett.....	981
00-01	Kevin Garnett.....	921
99-00	Kevin Garnett.....	956
98-99	Kevin Garnett.....	489
97-98	Kevin Garnett.....	786
96-97	Tom Gugliotta.....	702
95-96	Tom Gugliotta.....	690
94-95	Christian Laettner.....	613
93-94	Christian Laettner.....	602
92-93	Christian Laettner.....	708
91-92	Sam Mitchell.....	473
90-91	Felton Spencer.....	641
89-90	Tyrone Corbin.....	604

ASSISTS

11-12	Ricky Rubio.....	336
10-11	Luke Ridnour.....	384
09-10	Jonny Flynn.....	356
08-09	Sebastian Telfair.....	343
07-08	Sebastian Telfair.....	355
06-07	Ricky Davis.....	385
05-06	Kevin Garnett.....	308
04-05	Kevin Garnett.....	466
03-04	Sam Cassell.....	592
02-03	Kevin Garnett.....	495
01-02	Chauncey Billups.....	450
00-01	Terrell Brandon.....	583
99-00	Terrell Brandon.....	629
98-99	Terrell Brandon.....	205
97-98	Stephon Marbury.....	704
96-97	Stephon Marbury.....	522
95-96	Terry Porter.....	452
94-95	Winston Garland.....	318
93-94	Micheal Williams.....	512
92-93	Micheal Williams.....	661
91-92	Pooh Richardson.....	685
90-91	Pooh Richardson.....	734
89-90	Pooh Richardson.....	554

STEALS

11-12	Ricky Rubio.....	91
10-11	Corey Brewer, Luke Ridnour.....	89
09-10	Corey Brewer.....	117
08-09	Sebastian Telfair.....	73
07-08	Marko Jaric.....	97
06-07	Kevin Garnett.....	89
05-06	Marko Jaric.....	108
04-05	Kevin Garnett.....	121
03-04	Kevin Garnett.....	120
02-03	Kevin Garnett.....	113
01-02	Kevin Garnett.....	96
00-01	Terrell Brandon.....	161
99-00	Terrell Brandon.....	134
98-99	Kevin Garnett.....	78
97-98	Kevin Garnett.....	139
96-97	Tom Gugliotta.....	130
95-96	Tom Gugliotta.....	139
94-95	Christian Laettner.....	101
93-94	Micheal Williams.....	118
92-93	Micheal Williams.....	165
91-92	Pooh Richardson.....	119
90-91	Tyrone Corbin.....	162
89-90	Tyrone Corbin.....	175



• YEAR-BY-YEAR LEADERS •

BLOCKED SHOTS

11-12	Wes Johnson	48
10-11	Darko Milicic	140
09-10	Al Jefferson	98
08-09	Al Jefferson	83
07-08	Al Jefferson	119
06-07	Kevin Garnett	126
05-06	Eddie Griffin	148
04-05	Eddie Griffin	118
03-04	Kevin Garnett	178
02-03	Kevin Garnett	129
01-02	Kevin Garnett	126
00-01	Kevin Garnett	145
99-00	Kevin Garnett	126
98-99	Kevin Garnett	83
97-98	Kevin Garnett	150
96-97	Kevin Garnett	163
95-96	Kevin Garnett	131
94-95	Christian Laettner	87
93-94	Christian Laettner	86
92-93	Christian Laettner	83
91-92	Thurl Bailey	102
90-91	Felton Spencer	121
89-90	Randy Breuer	75

PERSONAL FOULS

11-12	Kevin Love	152
10-11	Darko Milicic	229
09-10	Corey Brewer	224
08-09	Kevin Love	205
07-08	Rashad McCants	234
06-07	Mark Blount	239
05-06	Kevin Garnett	206
04-05	Kevin Garnett	207
03-04	Sam Cassell	247
02-03	Rasho Nesterovic	256
01-02	Rasho Nesterovic	262
00-01	LaPhonso Ellis	290
99-00	Joe Smith	302
98-99	Kevin Garnett	152
97-98	Cherokee Parks	237
96-97	Tom Gugliotta	237
95-96	Tom Gugliotta	265
94-95	Christian Laettner	302
93-94	Christian Laettner	264
92-93	Christian Laettner	290
91-92	Felton Spencer	241
90-91	Sam Mitchell	338
89-90	Sam Mitchell	301

DISQUALIFICATIONS

11-12	Darko Milicic	2
10-11	Wes Johnson, Darko Milicic	4
09-10	Corey Brewer	4
08-09	Craig Smith	4
07-08	Rashad McCants	3
06-07	Blount, Garnett, Smith	2
05-06	Blount, Garnett, Hassell, Jaric	3
04-05	Michael Olowokandi	3
03-04	Michael Olowokandi	3
02-03	Rasho Nesterovic	9
01-02	Rasho Nesterovic	3
00-01	LaPhonso Ellis	7
99-00	Rasho Nesterovic	9
98-99	Kevin Garnett	5
97-98	Stanley Roberts	5
96-97	Tom Gugliotta, Doug West	3
95-96	Christian Laettner	4
94-95	Christian Laettner, Doug West	4
93-94	Christian Laettner	6
92-93	Felton Spencer	10
91-92	Felton Spencer	7
90-91	Felton Spencer	14
89-90	Tony Campbell, Sam Mitchell	7

TURNOVERS

11-12	Ricky Rubio	131
10-11	Michael Beasley	195
09-10	Jonny Flynn	233
08-09	Randy Foye	150
07-08	Rashad McCants	172
06-07	Ricky Davis	210
05-06	Kevin Garnett	180
04-05	Kevin Garnett	222
03-04	Sam Cassell	220
02-03	Kevin Garnett	229
01-02	Kevin Garnett	229
00-01	Kevin Garnett	230
99-00	Kevin Garnett	268
98-99	Kevin Garnett	135
97-98	Stephon Marbury	256
96-97	Tom Gugliotta	293
95-96	Tom Gugliotta	234
94-95	Isaiah Rider	232
93-94	Christian Laettner	259
92-93	Christian Laettner	275
91-92	Pooh Richardson	204
90-91	Tyrone Corbin	209
89-90	Tony Campbell	251

GAMES PLAYED

11-12	Derrick Williams	66
10-11	Wes Johnson	79
09-10	Corey Brewer, Ramon Sessions	82
08-09	Ryan Gomes	82
07-08	Ryan Gomes, Al Jefferson	82
06-07	Blount, Foye, James, Smith	82
05-06	Rashad McCants	79
04-05	Kevin Garnett, Trenton Hassell	82
03-04	Kevin Garnett, Latrell Sprewell	82
02-03	Garnett, Gill, Peeler	82
01-02	Billups, Nesterovic, Peeler, Szczepiak	82
00-01	Ellis, Mitchell, Szczepiak	82
99-00	Nesterovic, Peeler, Sealy	82
98-99	Bobby Jackson, Sam Mitchell	50
97-98	Garnett, Marbury, Porter	82
96-97	Sam Mitchell, Terry Porter	82
95-96	Terry Porter	82
94-95	Christian Laettner	81
93-94	Mike Brown	82
92-93	Christian Laettner	81
91-92	Brooks, Mitchell, Richardson	82
90-91	Corbin, Mitchell, Richardson	82
89-90	Campbell, Corbin, Richardson	82

MINUTES PLAYED

11-12	Kevin Love	2,145
10-11	Kevin Love	2,611
09-10	Corey Brewer	2,482
08-09	Ryan Gomes	2,614
07-08	Al Jefferson	2,919
06-07	Ricky Davis	3,021
05-06	Kevin Garnett	2,957
04-05	Kevin Garnett	3,121
03-04	Kevin Garnett	3,231
02-03	Kevin Garnett	3,321
01-02	Kevin Garnett	3,175
00-01	Kevin Garnett	3,202
99-00	Kevin Garnett	3,243
98-99	Kevin Garnett	1,780
97-98	Kevin Garnett	3,222
96-97	Tom Gugliotta	3,131
95-96	Tom Gugliotta	2,835
94-95	Christian Laettner	2,770
93-94	Christian Laettner	2,428
92-93	Doug West	3,104
91-92	Pooh Richardson	2,922
90-91	Tyrone Corbin	3,196
89-90	Tony Campbell	3,164



• INDIVIDUAL SEASON HIGHS •

TOTAL POINTS

Kevin Garnett.....	1,987	03-04
Tony Campbell.....	1,903	89-90
Kevin Garnett.....	1,883	02-03
Kevin Garnett.....	1,857	99-00
Kevin Garnett.....	1,817	04-05

SCORING AVERAGE

Kevin Love.....	26.0	11-12
Kevin Garnett.....	24.2	03-04
Tony Campbell.....	23.2	89-90
Kevin Garnett.....	23.0	02-03
Kevin Garnett.....	22.9	99-00

FIELD GOALS MADE

Kevin Garnett.....	804	03-04
Kevin Garnett.....	759	99-00
Kevin Garnett.....	743	02-03
Tony Campbell.....	723	89-90
Al Jefferson.....	721	07-08

FIELD GOALS ATTEMPTED

Kevin Garnett.....	1,611	03-04
Tony Campbell.....	1,581	89-90
Kevin Garnett.....	1,526	99-00
Tony Campbell.....	1,502	90-91
Kevin Garnett.....	1,481	02-03

FIELD-GOAL PERCENTAGE (Min. 300 FGM)

Nikola Pekovic.....	.564	11-12
Kevin Garnett.....	.526	05-06
Rasho Nesterovic.....	.525	02-03
Doug West.....	.518	91-92
Doug West.....	.517	92-93

FREE THROWS MADE

Tom Gugliotta.....	464	96-97
Christian Laettner.....	462	92-93
Tony Campbell.....	448	89-90
Kevin Garnett.....	445	04-05
Kevin Love.....	424	10-11

FREE THROWS ATTEMPTED

Tony Campbell.....	569	89-90
Tom Gugliotta.....	566	96-97
Christian Laettner.....	553	92-93
Kevin Garnett.....	549	04-05
Kevin Garnett.....	502	02-03

FREE-THROW PERCENTAGE (Min. 125 FTM)

Micheal Williams.....	.907	92-93
Troy Hudson.....	.900	02-03
Terrell Brandon.....	.899	99-00
Wally Szczerbiak.....	.896	05-06
Luke Ridnour.....	.891	11-12

THREE-POINT FG MADE

Rashad McCants.....	142	07-08
Isaiah Rider.....	139	94-95
Chauncey Billups.....	124	01-02
Ricky Davis.....	123	06-07
Chuck Person.....	118	92-93

THREE-POINT FG ATTEMPTED

Isaiah Rider.....	396	94-95
Rashad McCants.....	349	07-08
Chuck Person.....	332	92-93
Chauncey Billups.....	315	01-02
Ricky Davis.....	310	06-07

THREE-POINT FG PERCENTAGE (Min. 55 3FGM)

Fred Hoiberg.....	.483	04-05
Wally Szczerbiak.....	.455	01-02
Anthony Peeler.....	.453	97-98
Fred Hoiberg.....	.442	03-04
Luke Ridnour.....	.440	10-11

OFFENSIVE REBOUNDS

Kevin Love.....	330	10-11
Al Jefferson.....	308	07-08
Kevin Love.....	274	08-09
Felton Spencer.....	272	90-91
Kevin Garnett.....	247	04-05

DEFENSIVE REBOUNDS

Kevin Garnett.....	894	03-04
Kevin Garnett.....	861	04-05
Kevin Garnett.....	858	02-03
Kevin Garnett.....	792	06-07
Kevin Love.....	782	10-11

TOTAL REBOUNDS

Kevin Garnett.....	1,139	03-04
Kevin Love.....	1,112	10-11
Kevin Garnett.....	1,108	04-05
Kevin Garnett.....	1,102	02-03
Kevin Garnett.....	981	01-02

REBOUNDING AVERAGE

Kevin Love.....	15.2	10-11
Kevin Garnett.....	13.9	03-04
Kevin Garnett.....	13.5	04-05
Kevin Garnett.....	13.4	02-03
Kevin Love.....	13.3	11-12

ASSISTS

Pooh Richardson.....	734	90-91
Stephon Marbury.....	704	97-98
Pooh Richardson.....	685	91-92
Micheal Williams.....	661	92-93
Terrell Brandon.....	629	99-00

STEALS

Tyrone Corbin.....	175	89-90
Micheal Williams.....	165	92-93
Tyrone Corbin.....	162	90-91
Terrell Brandon.....	161	00-01
Tom Gugliotta.....	139	95-96
Kevin Garnett.....	139	97-98

BLOCKED SHOTS

Kevin Garnett.....	178	03-04
Kevin Garnett.....	163	96-97
Kevin Garnett.....	150	97-98
Eddie Griffin.....	148	05-06
Kevin Garnett.....	145	00-01

PERSONAL FOULS

Sam Mitchell.....	338	90-91
Felton Spencer.....	337	90-91
Joe Smith.....	302	99-00
Christian Laettner.....	302	94-95
Sam Mitchell.....	301	89-90

DISQUALIFICATIONS

Felton Spencer.....	14	90-91
Sam Mitchell.....	13	90-91
Felton Spencer.....	10	92-93
Rasho Nesterovic.....	9	99-00
Rasho Nesterovic.....	9	02-03

TURNOVERS

Tom Gugliotta.....	293	96-97
Christian Laettner.....	275	92-93
Kevin Garnett.....	268	99-00
Christian Laettner.....	259	93-94
Stephon Marbury.....	256	97-98

MINUTES PLAYED

Kevin Garnett.....	3,321	02-03
Kevin Garnett.....	3,243	99-00
Kevin Garnett.....	3,231	03-04
Kevin Garnett.....	3,222	97-98
Kevin Garnett.....	3,202	00-01



• CAREER LEADERS •

TOTAL POINTS

Kevin Garnett	19,041
Sam Mitchell	7,161
Wally Szczerbiak	6,777
Doug West	6,216
Tony Campbell	4,888

SCORING AVERAGE (Min. 100 Games)

Tony Campbell	20.6
Kevin Garnett	20.5
Al Jefferson	20.1
Isaiah Rider	18.8
Tom Gugliotta	18.2

FIELD GOALS MADE

Kevin Garnett	7,575
Sam Mitchell	2,664
Wally Szczerbiak	2,634
Doug West	2,530
Tony Campbell	1,902

FIELD GOALS ATTEMPTED

Kevin Garnett	15,414
Sam Mitchell	6,004
Wally Szczerbiak	5,263
Doug West	5,225
Tony Campbell	4,220

FIELD-GOAL PERCENTAGE (Min. 500 FGA)

Craig Smith553
Nikola Pekovic547
Dean Garrett515
Mark Blount508
Gary Trent506

FREE THROWS MADE

Kevin Garnett	3,727
Sam Mitchell	1,773
Christian Laettner	1,463
Kevin Love	1,293
Wally Szczerbiak	1,166

FREE THROWS ATTEMPTED

Kevin Garnett	4,781
Sam Mitchell	2,250
Christian Laettner	1,798
Kevin Love	1,571
Doug West	1,398

FREE-THROW PERCENTAGE (Min. 250 FTA)

Terrell Brandon895
Luke Ridnour887
Micheal Williams877
Sam Cassell870
Chauncey Billups867

THREE-POINT FG MADE

Anthony Peeler	465
Wally Szczerbiak	343
Isaiah Rider	295
Troy Hudson	285
Rashad McCants	267

THREE-POINT FG ATTEMPTED

Anthony Peeler	1,226
Wally Szczerbiak	849
Isaiah Rider	821
Troy Hudson	782
Rashad McCants	723

THREE-POINT FG PCT. (Min. 100 3FGA)

Fred Hoiberg461
Wally Szczerbiak404
Chauncey Billups387
Luke Ridnour387
Martell Webster382

OFFENSIVE REBOUNDS

Kevin Garnett	2,571
Kevin Love	1,056
Sam Mitchell992
Al Jefferson660
Joe Smith603

DEFENSIVE REBOUNDS

Kevin Garnett	7,971
Kevin Love	2,181
Sam Mitchell	2,038
Christian Laettner	1,632
Al Jefferson	1,502

TOTAL REBOUNDS

Kevin Garnett	10,542
Kevin Love	3,237
Sam Mitchell	3,030
Christian Laettner	2,225
Al Jefferson	2,162

REBOUNDING AVERAGE (Min. 100 Games)

Kevin Love	12.0
Kevin Garnett	11.4
Al Jefferson	10.4
Tom Gugliotta	8.5
Christian Laettner	8.1

ASSISTS

Kevin Garnett	4,146
Pooh Richardson	1,973
Terrell Brandon	1,681
Stephon Marbury	1,393
Micheal Williams	1,239

ASSIST AVERAGE (Min. 100 Games)

Stephon Marbury	8.3
Terrell Brandon	8.3
Pooh Richardson	8.0
Micheal Williams	6.8
Sam Cassell	6.4

STEALS

Kevin Garnett	1,282
Sam Mitchell	449
Doug West	428
Tom Gugliotta	391
Terrell Brandon	386

BLOCKED SHOTS

Kevin Garnett	1,576
Rasho Nesterovic	373
Al Jefferson	300
Christian Laettner	299
Eddie Griffin	273

PERSONAL FOULS

Kevin Garnett	2,355
Sam Mitchell	1,944
Doug West	1,723
Wally Szczerbiak	1,022
Christian Laettner	1,013

DISQUALIFICATIONS

Felton Spencer	31
Sam Mitchell	28
Rasho Nesterovic	24
Christian Laettner	18
Kevin Garnett	17

TURNOVERS

Kevin Garnett	2,387
Christian Laettner	871
Doug West	788
Wally Szczerbiak	735
Tom Gugliotta	717

GAMES PLAYED

Kevin Garnett	927
Sam Mitchell	757
Doug West	609
Wally Szczerbiak	438
Anthony Peeler	379

GAMES STARTED

Kevin Garnett	890
Doug West	371
Wally Szczerbiak	336
Sam Mitchell	291
Christian Laettner	272

MINUTES PLAYED

Kevin Garnett	35,535
Sam Mitchell	18,394
Doug West	15,603
Wally Szczerbiak	14,715
Anthony Peeler	10,305



• ALL-TIME VS. NBA •

																									Overall		
	1989-90	1990-91	1991-92	1992-93	1993-94	1994-95	1995-96	1996-97	1997-98	1998-99	1999-00	2000-01	2001-02	2002-03	2003-04	2004-05	2005-06	2006-07	2007-08	2008-09	2009-10	2010-11	2011-12	Home	Road	Total	
Atlanta	1-1	1-1	0-2	0-2	0-2	0-2	1-1	0-2	2-0		1-1	2-0	2-0	2-0	1-1	1-1	1-1	0-2	0-2	0-2	0-2	0-1	10-11	5-17	15-28		
Boston	1-1	0-2	2-0	0-2	1-1	0-2	0-2	2-0	1-1	1-0	2-0	1-1	1-1	0-2	1-1	1-1	1-1	1-1	0-2	0-2	0-2	0-2	0-1	8-14	8-14	16-28	
Charlotte															1-1	1-1	1-1	0-2	1-1	0-2	0-2	2-0	4-4	2-6	6-10		
Chicago	0-2	0-2	0-2	0-2	0-2	0-2	0-2	0-2	1-1		2-0	2-0	2-0	2-0	2-0	0-2	1-1	2-0	1-1	2-0	0-2	0-2	0-1	10-12	7-14	17-26	
Cleveland	1-1	1-1	0-2	0-2	0-2	1-1	0-2	0-2	0-2		2-0	2-0	0-2	2-0	2-0	1-1	1-1	0-2	0-2	0-2	0-2	0-1	8-14	7-14	15-28		
Dallas	1-4	4-1	2-3	4-1	1-5	1-4	4-0	3-1	2-2	2-1	2-2	1-3	2-2	2-2	2-2	2-2	1-2	0-4	0-3	0-4	1-3	0-3	2-1	20-27	19-28	39-55	
Denver	0-5	2-3	3-2	2-3	1-4	0-6	0-4	4-0	3-1	3-0	2-2	2-2	2-2	4-0	3-1	2-2	1-3	2-2	0-4	0-4	1-3	0-4	1-3	23-26	15-34	38-60	
Detroit	0-2	0-2	1-1	1-1	0-2	1-1	1-1	0-2	2-0	1-0	2-0	2-0	1-1	1-1	2-0	1-1	0-2	1-1	0-2	1-1	0-2	2-0	2-0	13-10	9-13	22-23	
Golden State	1-3	1-3	0-4	1-3	2-2	3-1	1-3	3-1	4-0	2-2	3-1	2-2	3-1	3-1	2-2	2-1	2-2	1-2	1-3	2-2	0-3	1-3	1-2	24-21	17-26	41-47	
Houston	2-2	0-5	2-3	2-4	1-4	2-3	2-2	0-4	3-1	1-2	4-0	2-2	2-2	2-2	2-2	2-1	2-2	2-2	0-3	0-4	0-3	1-3	3-1	22-26	15-31	37-57	
Indiana	1-1	1-1	0-2	1-1	0-2	0-2	1-1	0-2	0-2		1-1	1-1	1-1	0-2	1-1	0-2	1-1	2-0	1-1	1-1	1-1	1-1	0-2	11-11	4-18	15-29	
L.A. Clippers	1-3	1-3	0-4	0-4	3-1	3-1	1-3	3-1	4-0	2-2	3-1	2-2	2-2	3-1	4-0	3-1	1-3	2-1	3-1	2-1	1-3	1-3	3-1	29-16	19-26	48-42	
L.A. Lakers	0-4	1-3	1-3	1-3	1-3	1-3	1-3	1-3	0-4	1-2	0-4	1-3	2-2	2-2	3-1	1-2	3-1	1-3	0-3	0-4	0-3	0-4	0-4	15-29	6-38	21-67	
Memphis ¹							2-2	4-0	4-0	3-1	4-0	3-1	4-0	4-0	3-1	1-3	1-3	1-2	2-2	3-0	1-3	0-4	0-4	22-11	18-15	40-26	
Miami	1-1	2-0	0-2	0-2	0-2	1-1	1-1	1-1	1-1	1-0	0-2	1-1	2-0	1-1	2-0	1-1	1-1	0-2	1-1	1-1	1-1	0-2	0-1	12-11	7-14	19-25	
Milwaukee	0-2	1-1	0-2	1-1	2-0	1-1	1-1	2-0	1-1	0-1	2-0	2-0	2-0	2-0	2-0	1-1	1-1	0-2	1-1	2-0	0-2	1-1	0-1	15-7	10-12	25-19	
New Jersey	1-1	1-1	0-2	1-1	1-1	1-1	1-1	2-0	2-0		1-1	1-1	1-1	0-2	1-1	2-0	1-1	1-1	1-1	1-1	2-0	1-1	1-0	17-4	7-15	24-19	
New Orleans ²	2-2	1-1	1-1	0-2	0-2	1-1	1-1	0-2	1-1		0-2	1-1	2-0	1-1	2-0	4-0	1-2	1-3	1-3	1-2	0-4	2-1	1-2	15-14	9-20	24-34	
New York	1-1	1-1	0-2	0-2	0-2	0-2	0-2	1-1	1-1	0-1	1-1	0-2	2-0	2-0	1-1	1-1	2-0	2-0	1-1	1-1	1-1	1-1	0-1	12-10	7-15	19-25	
Oklahoma City ³	1-3	2-2	0-4	0-4	0-4	0-4	0-4	0-4	1-3	2-1	2-2	3-1	2-2	2-2	3-1	1-3	2-2	1-3	1-3	2-2	0-4	0-4	0-3	16-29	9-36	25-65	
Orlando	1-1	2-2	0-2	0-2	1-1	1-1	0-2	1-1	0-2		1-1	1-1	1-1	1-1	2-0	1-1	1-1	1-1	1-1	0-2	0-2	0-2	0-1	10-12	6-17	16-29	
Philadelphia	1-1	2-0	0-2	0-2	2-0	1-1	1-1	1-1	2-0		1-1	1-1	1-1	1-1	1-1	2-0	0-2	2-0	1-1	1-1	1-1	0-2	1-0	14-8	9-12	23-20	
Phoenix	0-4	0-4	0-4	0-4	0-4	0-4	1-3	3-1	3-1	1-2	1-3	3-1	2-2	3-1	4-0	1-3	1-2	1-3	2-2	1-2	0-4	0-3	1-2	16-26	12-33	28-59	
Portland	1-3	0-4	0-4	1-3	0-4	0-4	0-4	2-2	1-3	0-3	2-2	3-1	2-2	3-1	1-3	4-0	2-2	2-2	0-4	0-4	0-4	0-4	2-1	15-29	11-35	26-64	
Sacramento	2-2	3-1	1-3	1-3	2-2	1-3	3-1	0-4	3-1	3-1	3-1	2-2	1-3	2-2	3-1	3-1	2-1	2-2	2-1	1-3	2-2	1-2	2-2	29-16	16-28	45-44	
San Antonio	1-4	0-4	0-6	1-4	1-4	0-5	1-3	4-0	1-3	2-2	3-1	1-3	2-2	2-2	2-2	1-2	0-4	1-2	0-4	0-4	0-3	0-4	2-1	17-30	8-39	25-69	
Toronto							1-1	1-1	1-1	0-1	2-0	2-0	1-1	1-1	2-0	0-2	0-2	0-2	0-2	0-2	0-2	1-1	0-1	9-6	3-14	12-20	
Utah	0-5	1-4	2-3	1-4	1-4	1-4	1-3	1-3	1-3	0-3	3-1	2-2	3-1	1-3	2-2	3-1	1-3	1-3	2-2	1-3	2-2	1-3	1-2	21-27	11-37	32-64	
Washington	1-1	1-1	0-2	1-1	0-2	1-1	0-2	1-1	0-2		0-2	1-1	2-0	2-0	2-0	1-1	1-1	1-1	0-2	0-2	1-1	1-1	1-0	11-10	7-15	18-25	
Eastern	10-16	12-14	4-24	5-23	7-21	9-19	9-21	12-18	15-15	3-3	18-12	20-10	21-9	18-12	24-6	14-16	13-17	14-16	8-22	11-19	7-23	10-20	7-11	171-148	100-219	271-367	
Western	12-44	17-39	11-43	14-40	13-41	12-42	17-35	28-24	30-22	22-22	32-20	27-25	29-23	33-19	34-18	30-22	20-32	18-34	14-38	13-39	8-44	7-45	19-29	277-323	183-417	460-740	
Overall	22-60	29-53	15-67	19-63	20-62	21-61	26-56	40-42	45-37	25-25	50-32	47-35	50-32	51-31	58-24	44-38	33-49	32-50	22-60	24-58	15-67	17-65	26-40	448-471	283-636	731-1107	

¹ Franchise based in Vancouver from 1995-96 through 2000-01.

² Franchise based in Charlotte from 1988-89 through 2001-02, and based in Oklahoma City from 2005-06 through 2006-07.

³ Franchise based in Seattle from 1967-68 through 2007-08.



• ALL-TIME GAMES BY WOLVES/OPPONENTS •

40-OR-MORE POINTS

51	Kevin Love, @ Oklahoma City (20T)	3/23/12
47	Kevin Garnett, vs. Phoenix	1/4/05
44	Tony Campbell, vs. Boston	2/2/90
44	Wally Szczerbiak, vs. Chicago	4/13/03
44	Kevin Garnett, vs. Phoenix	1/29/07
43	Kevin Love, @ Denver	12/18/10
42	Isaiah Rider, @ Golden State	4/1/95
42	Ricky Davis, @ Golden State	4/15/07
42	Michael Beasley, @ Sacramento	11/10/10
42	Kevin Love, @ Portland	3/3/12
41	Isaiah Rider, vs. Golden State	2/7/95
40	Randy Breuer, vs. Golden State	2/4/90
40	Stephon Marbury, vs. Houston	2/17/99
40	Kevin Garnett, @ Boston	3/22/00
40	Kevin Garnett, vs. Sacramento	2/7/01
40	Al Jefferson, vs. New Jersey	1/27/08
40	Al Jefferson, @ Charlotte	4/8/08
40	Kevin Love, @ Charlotte	3/28/12

24-OR-MORE REBOUNDS

31	Kevin Love, vs. New York	11/12/10
26	Al Jefferson, @ Houston (30T)	1/13/10
25	Kevin Garnett, @ Sacramento (OT)	12/5/03
25	Kevin Garnett, vs. Orlando	1/12/05
24	Kevin Garnett, vs. Sacramento	12/14/01
24	Kevin Garnett, vs. Milwaukee	11/7/02
24	Kevin Garnett, @ Sacramento (OT)	3/5/03
24	Kevin Garnett, vs. Sacramento	2/19/04
24	Kevin Love, @ L.A. Lakers	11/9/10
24	Kevin Love, @ Boston	1/3/11

16-OR-MORE ASSISTS

17	Sidney Lowe, @ Golden State	3/20/90
17	Pooh Richardson, @ Washington	3/13/92
17	Micheal Williams, vs. L.A. Clippers	12/10/93
17	Stephon Marbury, vs. Milwaukee	4/18/97
17	Chauncey Billups, vs. Dallas	3/28/02
16	Pooh Richardson, @ New York	1/16/91
16	Pooh Richardson, vs. San Antonio	4/7/91
16	Micheal Williams, vs. L.A. Clippers	1/18/93
16	Micheal Williams, vs. Portland	4/16/93
16	Micheal Williams, vs. L.A. Lakers	11/27/93
16	Terry Porter, @ Orlando	12/20/95
16	Terry Porter, vs. L.A. Clippers	3/31/96
16	Stephon Marbury, vs. L.A. Clippers	12/20/97
16	Stephon Marbury, vs. Miami	4/7/98
16	Stephon Marbury, vs. Portland	2/28/99
16	Terrell Brandon, vs. Sacramento	4/3/99
16	Terrell Brandon, vs. Phoenix	4/28/99
16	Terrell Brandon, vs. Cleveland (OT)	3/21/00
16	Terrell Brandon, vs. Milwaukee	1/29/01
16	Terrell Brandon, vs. Golden State	2/23/01

44-OR-MORE POINTS

55	Tony Parker, vs. San Antonio (20T)	11/5/08
53	Shaquille O'Neal, @ Orlando	4/20/94
50	David Robinson, vs. San Antonio	2/21/94
50	Cedric Ceballos, @ L.A. Lakers	12/20/94
50	Kobe Bryant, @ L.A. Lakers	3/18/07
48	Kevin Martin, @ Sacramento	3/7/08
47	Kevin Durant, vs. Oklahoma City (OT)	1/26/11
46	Hakeem Olajuwon, @ Houston	3/23/96
45	Michael Jordan, vs. Chicago	11/8/89
45	Dominique Wilkins, @ Atlanta	3/19/93
45	Latrell Sprewell, vs. Golden State	10/31/97
45	LeBron James, vs. Cleveland	11/21/07
45	Carmelo Anthony, @ Denver	12/10/08
45	Russell Westbrook, @ Oklahoma City (20T)	3/23/12
44	Karl Malone, @ Utah	4/14/98
44	Gary Payton, vs. Seattle (OT)	3/4/01
44	Manu Ginobili, vs. San Antonio	2/21/08

22-OR-MORE REBOUNDS

29	Dennis Rodman, @ San Antonio	11/9/93
29	Dikembe Mutombo, @ Atlanta	12/14/99
27	Dennis Rodman, vs. Detroit	1/23/92
24	Dennis Rodman, vs. Detroit	11/28/92
24	Charles Barkley, vs. Phoenix (OT)	1/27/93
24	Dennis Rodman, @ Chicago	2/27/96
23	Larry Smith, @ Houston	1/24/91
23	Larry Smith, vs. Houston	2/24/91
23	Michael Cage, @ Seattle	12/6/91
23	Hakeem Olajuwon, @ Houston	1/28/92
23	Larry Johnson, @ Charlotte	3/10/92
23	Jayson Williams, @ New Jersey	1/29/97
23	Chris Kaman, @ L.A. Clippers	3/13/06
22	Dikembe Mutombo, vs. Denver	1/3/95
22	Lorenzen Wright, vs. L.A. Clippers	12/20/97
22	Marcus Camby, @ Denver	11/13/05
22	Dwight Howard, vs. Orlando	11/11/06

18-OR-MORE ASSISTS

23	John Stockton, @ Utah	4/17/92
21	Deron Williams, @ New Jersey	4/5/11
20	John Stockton, @ Utah	12/28/92
19	Rod Strickland, vs. San Antonio	3/3/92
19	Steve Nash, @ Phoenix	12/15/10
19	José Calderón, @ Toronto	2/4/11
18	John Stockton, vs. Utah (OT)	11/21/89
18	John Stockton, @ Utah (OT)	2/13/90
18	Kevin Johnson, @ Phoenix	3/23/90
18	John Stockton, @ Utah	4/20/90
18	John Stockton, vs. Utah	1/11/92
18	Steve Nash, vs. Phoenix	1/29/07
18	Steve Blake, vs. Denver	2/14/07

• ALL-TIME LEADERS VS. WOLVES •

TOTAL POINTS

	G	PTS	AVG
1 Karl Malone, Utah/L.A. Lakers	63	1,677	26.6
2 Kobe Bryant, L.A. Lakers	56	1,345	24.0
3 David Robinson, San Antonio	55	1,233	22.4
4 Shaquille O'Neal, Ori./L.A.L./Mia./Pho./Cle./Bos.	47	1,178	25.1
5 Hakeem Olajuwon, Houston/Toronto	47	1,106	23.5
6 Dirk Nowitzki, Dallas	47	1,045	22.2
7 Tim Duncan, San Antonio	53	1,016	19.2
8 Gary Payton, Sea./Mil./L.A.L./Bos./Miami	57	949	16.6
9 John Stockton, Utah	60	848	14.1
10 Clifford Robinson, Port./Pho./Det./G.S./N.J.	60	844	14.1

SCORING AVERAGE (MIN. 6 GAMES)

	G	PTS	AVG
1 Michael Jordan, Chicago/Washington	18	526	29.2
2 LeBron James, Cleveland/Miami	17	475	27.9
3 Dwyane Wade, Miami	13	357	27.5
4 Kevin Durant, Seattle/Oklahoma City	19	519	27.3
5 Karl Malone, Utah/L.A. Lakers	63	1,677	26.6
6 Allen Iverson, Phi./Den./Det./Philadelphia	24	625	26.0
7 Blake Griffin, L.A. Clippers	8	202	25.3
8 Shaquille O'Neal, Ori./L.A.L./Mia./Pho./Cle./Bos.	47	1,178	25.1
9 Carmelo Anthony, Denver/New York	30	728	24.3
10 Kobe Bryant, L.A. Lakers	56	1,345	24.0

REBOUND AVERAGE (MIN. 6 GAMES)

	G	REB	AVG
1 Dennis Rodman, Det./S.A./Chi./L.A. Lakers	20	331	16.6
2 Dwight Howard, Orlando	15	208	13.9
3 Roy Tarpley, Dallas	7	90	12.9
4 Tim Duncan, San Antonio	53	614	11.6
5 Shaquille O'Neal, Ori./L.A.L./Mia./Pho./Cle./Bos.	47	526	11.2
6 David Robinson, San Antonio	55	609	11.1
7 Al Horford, Atlanta	8	87	10.9
8 Hakeem Olajuwon, Houston/Toronto	47	510	10.9
9 Charles Barkley, Phi./Pho./Houston	26	281	10.8
10 Blake Griffin, L.A. Clippers	8	85	10.6

ASSIST AVERAGE (MIN. 6 GAMES)

	G	AST	AVG
1 John Stockton, Utah	60	717	12.0
2 Earvin Johnson, L.A. Lakers	9	102	11.3
3 Deron Williams, Utah/New Jersey	23	252	11.0
4 Chris Paul, New Orleans/L.A. Clippers	20	197	9.9
5 Russell Westbrook, Oklahoma City	15	144	9.6
6 Steve Nash, Pho./Dal./Phoenix	53	500	9.4
7 Jason Kidd, Dal./Pho./N.J./Dallas	52	471	9.1
8 Raymond Felton, Cha./N.Y./Den./Portland	15	134	8.9
9 Rod Strickland, N.Y./S.A./Port./Wash./Port./Mia./Orl./Hou.	39	342	8.8
10 Kevin Johnson, Phoenix	29	253	8.7



• HEAD COACHING RECORDS •

BILL MUSSELMAN

Hired: Aug. 23, 1988		Departed: Apr. 22, 1991	
Season	Record (Pct.)	Finish/Division	Playoffs (Pct.)
89-90	22-60 (.268)	6th/Midwest	---
90-91	29-53 (.354)	5th/Midwest	---
TOTAL	51-113 (.311)		

JIMMY RODGERS

Hired: June 19, 1991		Departed: Jan. 11, 1993	
Season	Record (Pct.)	Finish/Division	Playoffs (Pct.)
91-92	15-67 (.183)	6th/Midwest	---
92-93	6-23 (.207)	---	---
TOTAL	21-90 (.190)		

SIDNEY LOWE

Hired: Jan. 11, 1993		Departed: Aug. 17, 1994	
Season	Record (Pct.)	Finish/Division	Playoffs (Pct.)
92-93	13-40 (.245)	5th/Midwest	---
93-94	20-62 (.244)	5th/Midwest	---
TOTAL	33-102 (.244)		

BILL BLAIR

Hired: Aug. 29, 1994		Departed: Dec. 18, 1995	
Season	Record (Pct.)	Finish/Division	Playoffs (Pct.)
94-95	21-61 (.256)	6th/Midwest	---
95-96	6-14 (.300)	---	---
TOTAL	27-75 (.265)		

FLIP SAUNDERS

Hired: Dec. 18, 1995		Departed: Feb. 12, 2005	
Season	Record (Pct.)	Finish/Division	Playoffs (Pct.)
95-96	20-42 (.323)	T5th/Midwest	---
96-97	40-42 (.488)	3rd/Midwest	0-3 (.000)
97-98	45-37 (.549)	3rd/Midwest	2-3 (.400)
98-99	25-25 (.500)	4th/Midwest	1-3 (.250)
99-00	50-32 (.610)	3rd/Midwest	1-3 (.250)
00-01	47-35 (.573)	4th/Midwest	1-3 (.250)
01-02	50-32 (.610)	3rd/Midwest	0-3 (.000)
02-03	51-31 (.622)	3rd/Midwest	2-4 (.333)
03-04	58-24 (.707)	1st/Midwest	10-8 (.556)
04-05	25-26 (.490)	---	---
TOTAL	411-326 (.558)		17-30 (.362)

KEVIN MCHALE

Hired: Feb. 12, 2005 (Interim)	Departed: June 17, 2005		
Hired: Dec. 8, 2008	Departed: June 17, 2009		
Season	Record (Pct.)	Finish/Division	Playoffs (Pct.)
04-05	19-12 (.613)	3rd/Northwest	---
08-09	20-43 (.317)	4th/Northwest	---
TOTAL	39-55 (.415)		

DWANE CASEY

Hired: June 17, 2005		Departed: Jan. 23, 2007	
Season	Record (Pct.)	Finish/Division	Playoffs (Pct.)
05-06	33-49 (.402)	4th/Northwest	---
06-07	20-20 (.500)	---	---
TOTAL	53-69 (.434)		

RANDY WITTMAN

Hired: Jan. 23, 2007		Departed: Dec. 8, 2008	
Season	Record (Pct.)	Finish/Division	Playoffs (Pct.)
06-07	12-30 (.286)	T3rd/Northwest	---
07-08	22-60 (.268)	4th/Northwest	---
08-09	4-15 (.211)	---	---
TOTAL	38-105 (.266)		

KURT RAMBIS

Hired: Aug. 10, 2009		Departed: July 12, 2011	
Season	Record (Pct.)	Finish/Division	Playoffs (Pct.)
09-10	15-67 (.183)	5th/Northwest	---
10-11	17-65 (.207)	5th/Northwest	---
TOTAL	32-132 (.195)		

RICK ADELMAN

Hired: Sept. 28, 2011			
Season	Record (Pct.)	Finish/Division	Playoffs (Pct.)
11-12	26-40 (.394)	5th/Northwest	---
TOTAL	26-40 (.394)		

ASSISTANT COACHES

89-90	Tom Thibodeau, Bob Zuffelato
90-91	Eric Musselman, Tom Thibodeau
91-92	Jim Brewer, Sidney Lowe
92-93	Jim Brewer, Chuck Davisson, Sidney Lowe
93-94	Jim Brewer, Chuck Davisson, Bob Weinbauer
94-95	Greg Ballard, Mike Schuler, Randy Wittman
95-96	Greg Ballard, Mike Schuler, Jerry Sichting, Randy Wittman
96-97	Greg Ballard, Mike Schuler, Jerry Sichting, Randy Wittman
97-98	Greg Ballard, Jerry Sichting, Randy Wittman
98-99	Greg Ballard, Jerry Sichting, Randy Wittman
99-00	Greg Ballard, Sidney Lowe, Jerry Sichting
00-01	Greg Ballard, Jerry Sichting, Jimmy Williams, Don Zierden
01-02	Greg Ballard, Jerry Sichting, Jimmy Williams, Randy Wittman, Don Zierden
02-03	Greg Ballard, Jerry Sichting, Randy Wittman, Don Zierden
03-04	Greg Ballard, Jerry Sichting, Randy Wittman, Don Zierden
04-05	Sidney Lowe, Jerry Sichting, Randy Wittman, Don Zierden
05-06	Johnny Davis, Aleksandar Dzikic, Rex Kalamian, Vince Taylor
06-07	Aleksandar Dzikic, Rex Kalamian, Bob Ociepa, Vince Taylor, Randy Wittman
07-08	J.B. Bickerstaff, Brent Haskins, Bob Ociepa, Ed Pinckney, Jerry Sichting
08-09	J.B. Bickerstaff, Dean Cooper, Brent Haskins, Ed Pinckney, Jerry Sichting
09-10	J.B. Bickerstaff, Bill Laimbeer, Reggie Theus, Dave Wohl
10-11	J.B. Bickerstaff, Bill Laimbeer, Reggie Theus, Dave Wohl
11-12	Bill Bayno, T.R. Dunn, Terry Porter, Jack Sikma

• ATTENDANCE •

YEAR	TOTAL HOME ATTENDANCE	AVG. HOME ATTENDANCE	PCT. CAPACITY	NBA RANK	SELL-OUTS	AVG. ROAD ATTENDANCE
1989-90	1,072,572*	26,160*	-	1st	-	14,935
1990-91	779,470	19,011	100.0	3rd	41	13,951
1991-92	769,035	18,757	98.7	4th	23	14,824
1992-93	754,593	18,405	96.8	7th	12	15,279
1993-94	733,419	17,888	94.1	9th	4	14,849
1994-95	603,518	14,720	77.5	21st	2	15,542
1995-96	585,669	14,285	75.2	26th	3	16,202
1996-97	697,727	17,018	89.5	14th	7	16,300
1997-98	738,572	18,014	94.8	11th	12	16,640
1998-99	427,974	17,119	90.1	13th	4	16,218
1999-00	655,998	16,400	86.3	16th	9	16,762
2000-01	717,371	17,497	92.1	11th	8	16,788
2001-02	731,673	17,846	93.9	13th	15	16,962
2002-03	643,684	15,700	82.6	18th	3	16,658
2003-04	723,071	17,636	92.8	11th	15	17,862
2004-05	704,438	17,181	88.5	15th	6	17,874
2005-06	662,167	16,150	83.4	25th	1	17,421
2006-07	655,947	15,999	82.7	24th	7	17,894
2007-08	593,537	14,477	74.8	25th	5	16,690
2008-09	594,743	14,506	74.9	27th	0	16,843
2009-10	619,170	15,102	78.0	25th	2	16,113
2010-11	624,960	15,243	78.8	24th	1	16,886
2011-12	577,197	17,491	90.4	15th	11	16,311
TOTALS	15,666,505	17,066	-	-	191	16,341

(*NBA Record)

ATTENDANCE NOTES

Minnesota surpassed the 10-million mark in all-time home attendance on Nov. 18, 2003 vs. Denver (its 563rd home date), becoming the second-fastest franchise in league history to reach that plateau. The Wolves set an all-time NBA single-season record by drawing 1,072,572 fans (an average of 26,160) to the Metrodome in their inaugural 1989-90 campaign.

The largest attendance ever for a Timberwolves game was 49,551 on Apr. 17, 1990, for the club's final Metrodome appearance (vs. Denver). Minnesota drew a Target Center-record crowd of 20,391 for its Mar. 12, 2004 game against the L.A. Lakers. The Timberwolves' smallest-ever home attendance was 9,954 for the Nov. 15, 1995 game vs. San Antonio.

TIMBERWOLVES ALL-TIME LARGEST HOME CROWDS

Metrodome	Target Center
49,551 vs. Denver.....Apr. 17, 1990	20,391 vs. L.A. Lakers.....Mar. 12, 2004
45,458 vs. Orlando.....Apr. 13, 1990	20,347 vs. San Antonio.....Feb. 22, 2004
43,606 vs. L.A. Lakers.....Mar. 17, 1990	20,320 vs. Washington.....Jan. 21, 2002
40,415 vs. Utah.....Apr. 15, 1990	20,232 vs. New York.....Feb. 11, 2012
35,713 vs. Boston.....Feb. 2, 1990	20,214 vs. Chicago.....Feb. 16, 1996
35,427 vs. Chicago.....Nov. 8, 1989	20,200 vs. L.A. Lakers.....Apr. 9, 2010
29,434 vs. Golden State.....Feb. 4, 1990	20,199 vs. L.A. Lakers.....Mar. 14, 2003
29,117 vs. Philadelphia.....Nov. 10, 1989	20,197 vs. L.A. Lakers.....Feb. 27, 1998
29,056 vs. Detroit.....Jan. 27, 1990	20,196 vs. Phoenix.....Feb. 23, 2007
28,514 vs. Atlanta.....Feb. 18, 1990	20,188 vs. Milwaukee.....Feb. 1, 1998

2012-13
TIMBERWOLVES
MEDIA GUIDE

PLAYOFFS



WOLVES UNITED





• WOLVES INDIVIDUAL PLAYOFF RECORDS •

MOST POINTS

Career:	1,049	Kevin Garnett
7-Game Series:	167	Kevin Garnett
6-Game Series:	162	Kevin Garnett
5-Game Series:	129	Kevin Garnett
4-Game Series:	87	Kevin Garnett
3-Game Series:	72	Kevin Garnett
Game:	40	Sam Cassell
		Sam Cassell
Half:	30	Sam Cassell
Period:	18	Sam Cassell
Overtime:	6	Kevin Garnett

MOST FIELD GOALS MADE

Career:	415	Kevin Garnett
7-Game Series:	62	Kevin Garnett
6-Game Series:	71	Kevin Garnett
5-Game Series:	49	Kevin Garnett
4-Game Series:	35	Kevin Garnett
3-Game Series:	26	Stephon Marbury
Game:	16	Sam Cassell

MOST FIELD GOALS ATTEMPTED

Career:	907	Kevin Garnett
7-Game Series:	141	Kevin Garnett
6-Game Series:	138	Kevin Garnett
5-Game Series:	108	Kevin Garnett
4-Game Series:	79	Kevin Garnett
3-Game Series:	65	Stephon Marbury
Game:	31	Kevin Garnett
	30	Kevin Garnett

HIGHEST FIELD-GOAL PERCENTAGE

Career:	.521	(62-119) Trenton Hassell
7-Game Series:	.464	(45-97) Sam Cassell
6-Game Series:	.514	(71-138) Kevin Garnett
5-Game Series:	.480	(36-75) Kevin Garnett
		(36-75) Sam Cassell
4-Game Series:	.508	(32-63) Terrell Brandon
3-Game Series:	.545	(12-22) Doug West
Game:	.714	(15-21) Kevin Garnett

MOST THREE-POINT FIELD GOALS MADE

Career:	37	Latrell Sprewell
7-Game Series:	15	Fred Hoiberg
6-Game Series:	17	Troy Hudson
5-Game Series:	15	Anthony Peeler
4-Game Series:	6	Anthony Peeler
3-Game Series:	6	Stephon Marbury
		Chauncey Billups
Game:	7	Latrell Sprewell
		Sam Cassell

1997-2004
vs. Sacramento, 2004
vs. L.A. Lakers, 2003
vs. Denver, 2004
vs. San Antonio, 1999
vs. Dallas, 2002
vs. Denver, 4/18/04;
vs. Sacramento, 5/4/04
vs. Sacramento (2nd), 5/4/04
vs. Sacramento (3rd), 5/4/04
@ Sacramento, 5/10/04

1997-2004
vs. Sacramento, 2004
vs. L.A. Lakers, 2003
vs. Denver, 2004
vs. San Antonio, 1999
vs. Houston, 1997
vs. Denver, 4/18/04

1997-2004
vs. Sacramento, 2004
vs. L.A. Lakers, 2003
vs. Denver, 2004
vs. San Antonio, 1999
vs. Houston, 1997
@ L.A. Lakers, 4/24/03 (OT)
vs. Denver, 4/18/04

2004
vs. Sacramento, 2004
vs. L.A. Lakers, 2003
vs. Seattle, 1998;
vs. Denver, 2004
vs. Portland, 2000
vs. Houston, 1997
vs. L.A. Lakers, 4/22/03

2004
vs. Sacramento, 2004
vs. L.A. Lakers, 2003
vs. Seattle, 1998
vs. San Antonio, 2001
vs. Houston, 1997;
vs. Dallas, 2002
vs. Denver, 4/21/04;
vs. Sacramento, 5/4/04

MOST THREE-POINT FIELD GOALS ATTEMPTED

Career:	96	Anthony Peeler
		Latrell Sprewell
7-Game Series:	37	Latrell Sprewell
6-Game Series:	39	Troy Hudson
5-Game Series:	31	Anthony Peeler
4-Game Series:	17	Anthony Peeler
3-Game Series:	20	Stephon Marbury
Game:	11	Troy Hudson
		Sam Cassell

HIGHEST THREE-POINT FIELD-GOAL PERCENTAGE

Career:	.458	(22-48) Fred Hoiberg
7-Game Series:	.500	(15-30) Fred Hoiberg
6-Game Series:	.436	(17-39) Troy Hudson
5-Game Series:	.560	(14-25) Latrell Sprewell
4-Game Series:	.600	(3-5) Terrell Brandon
3-Game Series:	1.000	(2-2) Shane Heal
Game:	1.000	(3-3) Anthony Peeler

MOST FREE THROWS MADE

Career:	207	Kevin Garnett
7-Game Series:	41	Kevin Garnett
6-Game Series:	36	Troy Hudson
5-Game Series:	31	Kevin Garnett
4-Game Series:	30	Kevin Garnett
3-Game Series:	23	Kevin Garnett
Game:	15	Troy Hudson

MOST FREE THROWS ATTEMPTED

Career:	272	Kevin Garnett
7-Game Series:	50	Kevin Garnett
6-Game Series:	38	Troy Hudson
5-Game Series:	43	Kevin Garnett
4-Game Series:	36	Kevin Garnett
3-Game Series:	32	Kevin Garnett
Game:	17	Kevin Garnett

HIGHEST FREE-THROW PERCENTAGE

Career:	.947	(36-38) Troy Hudson
7-Game Series:	.820	(41-50) Kevin Garnett
6-Game Series:	.947	(36-38) Troy Hudson
5-Game Series:	.955	(21-22) Sam Cassell
4-Game Series:	.923	(12-13) Terrell Brandon
3-Game Series:	1.000	(9-9) Doug West
Game:	1.000	(12-12) Sam Cassell

1998-2003;
2004
vs. Sacramento, 2004
vs. L.A. Lakers, 2003
vs. Seattle, 1998
vs. San Antonio, 2001
vs. Houston, 1997
@ L.A. Lakers, 4/27/03;
vs. Sacramento, 5/4/04

2004
vs. Sacramento, 2004
vs. L.A. Lakers, 2003
vs. Denver, 2004
vs. San Antonio, 1999
vs. Houston, 1997
vs. San Antonio, 4/28/01

1997-2004
vs. Sacramento, 2004
vs. L.A. Lakers, 2003
vs. Denver, 2004
vs. San Antonio, 2001
vs. Dallas, 2002
vs. L.A. Lakers, 4/22/03

1997-2004
vs. Sacramento, 2004
vs. L.A. Lakers, 2003
vs. Denver, 2004
vs. San Antonio, 2001
vs. Dallas, 2002
@ Dallas, 4/24/02

2003
vs. Sacramento, 2004
vs. L.A. Lakers, 2003
vs. Denver, 2004
vs. San Antonio, 1999
vs. Houston, 1997
vs. Denver, 4/30/04



• WOLVES INDIVIDUAL PLAYOFF RECORDS •

MOST REBOUNDS

Career:	628	Kevin Garnett
7-Game Series:	108	Kevin Garnett
6-Game Series:	94	Kevin Garnett
5-Game Series:	74	Kevin Garnett
4-Game Series:	48	Kevin Garnett
3-Game Series:	56	Kevin Garnett
Game:	22	Kevin Garnett

MOST OFFENSIVE REBOUNDS

Career:	136	Kevin Garnett
7-Game Series:	18	Kevin Garnett
6-Game Series:	13	Kevin Garnett
5-Game Series:	17	Kevin Garnett
4-Game Series:	16	Kevin Garnett
3-Game Series:	19	Dean Garrett
Game:	12	Dean Garrett

MOST DEFENSIVE REBOUNDS

Career:	492	Kevin Garnett
7-Game Series:	90	Kevin Garnett
6-Game Series:	83	Kevin Garnett
5-Game Series:	66	Kevin Garnett
4-Game Series:	38	Kevin Garnett
3-Game Series:	40	Kevin Garnett
Game:	20	Kevin Garnett

MOST ASSISTS

Career:	236	Kevin Garnett
7-Game Series:	38	Sam Cassell
6-Game Series:	33	Troy Hudson
5-Game Series:	38	Stephon Marbury
4-Game Series:	35	Kevin Garnett
3-Game Series:	23	Stephon Marbury
Game:	13	Stephon Marbury

MOST BLOCKED SHOTS

Career:	88	Kevin Garnett
7-Game Series:	24	Kevin Garnett
6-Game Series:	10	Kevin Garnett
5-Game Series:	12	Kevin Garnett
4-Game Series:	8	Kevin Garnett/Joe Smith
3-Game Series:	5	Kevin Garnett
Game:	6	Kevin Garnett

1997-2004
vs. Sacramento, 2004
vs. L.A. Lakers, 2003
vs. Denver, 2004
vs. San Antonio, 1999;
vs. San Antonio, 2001
vs. Dallas, 2002
vs. Denver, 4/21/04

1997-2004
vs. Sacramento, 2004
vs. L.A. Lakers, 2004
vs. Seattle, 1998
vs. San Antonio, 1999
vs. Houston, 1997
vs. Houston, 4/29/97

1997-2004
vs. Sacramento, 2004
vs. L.A. Lakers, 2003
vs. Denver, 2004
vs. San Antonio, 2001
vs. Dallas, 2002
vs. Denver, 4/21/04;
vs. Sacramento, 5/19/04

1997-2004
vs. Sacramento, 2004
vs. L.A. Lakers, 2003
vs. Seattle, 1998
vs. Portland, 2000
vs. Houston, 1997
vs. Houston, 4/29/97

1997-2004
vs. Sacramento, 2004
vs. L.A. Lakers, 2003
vs. Seattle, 1998
vs. San Antonio, 1999
vs. Dallas, 2002
vs. Sacramento, 5/8/04

MOST STEALS

Career:	63	Kevin Garnett
7-Game Series:	12	Kevin Garnett
6-Game Series:	10	Kevin Garnett
5-Game Series:	12	Stephon Marbury
4-Game Series:	9	Terrell Brandon
3-Game Series:	7	Tom Gugliotta
Game:	5	Most recently: Latrell Sprewell

MOST PERSONAL FOULS

Career:	149	Kevin Garnett
7-Game Series:	33	Sam Cassell
6-Game Series:	28	Rasho Nesterovic
5-Game Series:	18	Tom Hammonds/Sam Mitchell
4-Game Series:	20	Rasho Nesterovic
3-Game Series:	14	Chauncey Billups
Game:	6	Most recently: Kevin Garnett

MOST TURNOVERS

Career:	161	Kevin Garnett
7-Game Series:	31	Kevin Garnett
6-Game Series:	22	Kevin Garnett
5-Game Series:	22	Kevin Garnett
4-Game Series:	14	Terrell Brandon
3-Game Series:	12	Kevin Garnett
Game:	10	Kevin Garnett

MOST MINUTES PLAYED

Career:	2,003	Kevin Garnett
7-Game Series:	311	Kevin Garnett
6-Game Series:	265	Kevin Garnett
5-Game Series:	213	Anthony Peeler
4-Game Series:	171	Kevin Garnett
3-Game Series:	134	Chauncey Billups
Game (Reg.):	48	Terrell Brandon
Game (OT):	50	Wally Szczerbiak

1997-2004
vs. Sacramento, 2004
vs. L.A. Lakers, 2003
vs. Seattle, 1998
vs. San Antonio, 1999
vs. Houston, 1997
@ Sacramento, 5/16/04

1997-2004
vs. Sacramento, 2004
vs. L.A. Lakers, 2003
vs. Seattle, 1998
vs. Portland, 2000
vs. Dallas, 2002
@ L.A. Lakers, 5/31/04

1997-2004
vs. Sacramento, 2004
vs. L.A. Lakers, 2004
vs. Seattle, 1998;
vs. Denver, 2004
vs. San Antonio, 1999
vs. Dallas, 2002
@ Seattle, 5/2/98

1997-2004
vs. Sacramento, 2004
vs. L.A. Lakers, 2003;
vs. L.A. Lakers, 2004
vs. Seattle, 1998
vs. Portland, 2000
vs. Dallas, 2002
vs. Portland, 4/30/00
@ L.A. Lakers, 4/24/03



• WOLVES TEAM PLAYOFF HIGHS •

MOST POINTS

Game:	120	vs. Houston	4/29/97
Half:	62	vs. L.A. Lakers (2nd)	4/22/03
Quarter:	33	@ Sacramento (3rd)	5/10/04
Overtime:	13	@ L.A. Lakers	4/24/03

MOST FIELD GOALS MADE

Game:	47	vs. Houston	4/29/97
-------	----	-------------	---------

MOST FIELD GOALS ATTEMPTED

Game:	96	vs. Houston	4/29/97
-------	----	-------------	---------

HIGHEST FIELD-GOAL PERCENTAGE

Game:	.556	(40-72) vs. L.A. Lakers	4/22/03
-------	------	-------------------------	---------

MOST THREE-POINT FIELD GOALS MADE

Game:	11	@ Seattle	5/2/98
-------	----	-----------	--------

MOST THREE-POINT FIELD GOALS ATTEMPTED

Game:	27	@ L.A. Lakers	4/27/03
-------	----	---------------	---------

HIGHEST THREE-POINT FIELD-GOAL PERCENTAGE

Game:	.636	(7-11) vs. Denver	4/30/04
-------	------	-------------------	---------

MOST FREE THROWS MADE

Game:	32	vs. L.A. Lakers	4/22/03
-------	----	-----------------	---------

MOST FREE THROWS ATTEMPTED

Game:	44	vs. Dallas	4/28/02
-------	----	------------	---------

HIGHEST FREE-THROW PERCENTAGE

Game:	.933	(14-15) vs. L.A. Lakers	5/21/04
-------	------	-------------------------	---------

MOST REBOUNDS

Game:	58	@ Dallas	4/21/02
-------	----	----------	---------

MOST OFFENSIVE REBOUNDS

Game:	20	@ Seattle	4/26/98;
		@ Dallas	4/21/02

MOST DEFENSIVE REBOUNDS

Game:	43	vs. L.A. Lakers	4/22/03
-------	----	-----------------	---------

MOST ASSISTS

Game:	30	vs. Houston	4/29/97
-------	----	-------------	---------

MOST BLOCKED SHOTS

Game:	10	vs. Sacramento	5/8/04
-------	----	----------------	--------

MOST STEALS

Game:	12	vs. San Antonio	4/28/01;
		@ L.A. Lakers	4/24/03 (OT)

MOST PERSONAL FOULS

Game:	36	@ L.A. Lakers	5/25/04
-------	----	---------------	---------

MOST TURNOVERS

Game:	24	@ Sacramento	5/12/04
-------	----	--------------	---------

• WOLVES TEAM PLAYOFF LOWS •

FEWEST POINTS

Game:	69	@ San Antonio	4/23/01
Half:	28	vs. San Antonio (1st)	5/13/99
Quarter:	11	@ Seattle (2nd)	4/24/98
Overtime:	10	@ Sacramento	5/10/04

FEWEST FIELD GOALS MADE

Game:	24	@ San Antonio	4/23/01
-------	----	---------------	---------

FEWEST FIELD GOALS ATTEMPTED

Game:	66	@ Denver	4/27/04
-------	----	----------	---------

LOWEST FIELD-GOAL PERCENTAGE

Game:	.337	(31-92) @ Seattle	4/24/98
-------	------	-------------------	---------

FEWEST THREE-POINT FIELD GOALS MADE

Game:	1	Most recently: vs. L.A. Lakers	4/20/03
-------	---	--------------------------------	---------

FEWEST THREE-POINT FIELD GOALS ATTEMPTED

Game:	4	@ San Antonio	4/21/01
-------	---	---------------	---------

LOWEST THREE-POINT FIELD-GOAL PERCENTAGE

Game:	.125	(1-8) @ Portland	4/23/00
-------	------	------------------	---------

FEWEST FREE THROWS MADE

Game:	8	@ Houston	4/26/97
-------	---	-----------	---------

FEWEST FREE THROWS ATTEMPTED

Game:	12	vs. Sacramento	5/4/04
-------	----	----------------	--------

LOWEST FREE-THROW PERCENTAGE

Game:	.615	(8-13) @ Houston	4/26/97
-------	------	------------------	---------

FEWEST REBOUNDS

Game:	29	vs. Seattle	4/28/98
-------	----	-------------	---------

FEWEST OFFENSIVE REBOUNDS

Game:	3	vs. L.A. Lakers	5/21/04
-------	---	-----------------	---------

FEWEST DEFENSIVE REBOUNDS

Game:	21	vs. Seattle	4/28/98
-------	----	-------------	---------

FEWEST ASSISTS

Game:	11	@ Sacramento	5/16/04
-------	----	--------------	---------

FEWEST BLOCKED SHOTS

Game:	0	vs. Dallas	4/28/02
-------	---	------------	---------

FEWEST STEALS

Game:	2	@ San Antonio	4/23/01
-------	---	---------------	---------

FEWEST PERSONAL FOULS

Game:	14	vs. San Antonio	5/13/99
-------	----	-----------------	---------

FEWEST TURNOVERS

Game:	5	@ Houston	4/24/97
-------	---	-----------	---------



• OPPONENT INDIVIDUAL PLAYOFF RECORDS •

MOST POINTS

7-Game Series:	124	Chris Webber
6-Game Series:	191	Kobe Bryant
5-Game Series:	130	Gary Payton
4-Game Series:	90	Tim Duncan
3-Game Series:	100	Dirk Nowitzki
Game:	39	Dirk Nowitzki
		Kobe Bryant
Half:	28	Dirk Nowitzki
		Kobe Bryant
Quarter:	18	Kobe Bryant
Overtime:	9	Peja Stojakovic

MOST FIELD GOALS MADE

7-Game Series:	52	Chris Webber
6-Game Series:	68	Kobe Bryant
5-Game Series:	48	Gary Payton
4-Game Series:	34	Tim Duncan
3-Game Series:	30	Dirk Nowitzki
Game:	16	Kobe Bryant

MOST FIELD GOALS ATTEMPTED

7-Game Series:	115	Peja Stojakovic
6-Game Series:	158	Kobe Bryant
5-Game Series:	96	Gary Payton
4-Game Series:	73	Tim Duncan
3-Game Series:	57	Dirk Nowitzki
Game:	30	Kobe Bryant

HIGHEST FIELD-GOAL PERCENTAGE

7-Game Series:	.527	(29-55) Brad Miller
6-Game Series:	.569	(41-72) Shaquille O'Neal
5-Game Series:	.579	(33-57) Vin Baker
4-Game Series:	.593	(32-54) Avery Johnson
3-Game Series:	.625	(25-40) Hakeem Olajuwon
		(15-24) Mario Elie
Game:	.818	(9-11) Matt Maloney

MOST THREE-POINT FIELD GOALS MADE

7-Game Series:	13	Peja Stojakovic
6-Game Series:	21	Derek Fisher
5-Game Series:	11	Voshon Lenard
4-Game Series:	8	Most recently: Danny Ferry
3-Game Series:	12	Matt Maloney
Game:	6	Most recently: Kareem Rush

MOST THREE-POINT FIELD GOALS ATTEMPTED

7-Game Series:	38	Peja Stojakovic
6-Game Series:	34	Derek Fisher
5-Game Series:	26	Hersey Hawkins
4-Game Series:	19	Scottie Pippen
3-Game Series:	21	Matt Maloney
Game:	13	Peja Stojakovic
	11	Clyde Drexler

Sacramento, 2004
L.A. Lakers, 2003
Seattle, 1998
San Antonio, 2001
Dallas, 2002
Dallas @ Minnesota, 4/28/02;
L.A. Lakers @ Minnesota, 4/20/03
Dallas @ Minnesota (1st), 4/28/02;
L.A. Lakers @ Minnesota (1st), 4/20/03
@ L.A. Lakers (3rd), 5/27/04
@ Sacramento, 5/10/04

Sacramento, 2004
L.A. Lakers, 2003
Seattle, 1998
San Antonio, 2001
Dallas, 2002
L.A. Lakers @ Minnesota, 4/20/03

Sacramento, 2004
L.A. Lakers, 2003
Seattle, 1998
San Antonio, 2001
Dallas, 2002
L.A. Lakers @ Minnesota, 4/20/03

Sacramento, 2004
L.A. Lakers, 2004
Seattle, 1998
San Antonio, 1999
Houston, 1997;
Houston, 1997
Houston @ Minnesota, 4/29/97

Sacramento, 2004
L.A. Lakers, 2003
Denver, 2004
San Antonio, 2001
Houston, 1997
@ L.A. Lakers, 5/31/04

Sacramento, 2004
L.A. Lakers, 2003
Seattle, 1998
Portland, 2000
Houston, 1997
@ Sacramento, 5/10/04 (OT)
@ Houston, 4/26/97

HIGHEST THREE-POINT FIELD-GOAL PERCENTAGE

7-Game Series:	.438	(7-16) Doug Christie
6-Game Series:	.618	(21-34) Derek Fisher
5-Game Series:	.458	(11-24) Voshon Lenard
4-Game Series:	.571	(4-7) Terry Porter
3-Game Series:	.727	(8-11) Dirk Nowitzki
Game:	1.000	(3-3) Terry Porter
		(3-3) Dirk Nowitzki

MOST FREE THROWS MADE

7-Game Series:	28	Mike Bibby
6-Game Series:	45	Kobe Bryant
5-Game Series:	24	Gary Payton
4-Game Series:	24	David Robinson
3-Game Series:	32	Dirk Nowitzki
Game:	16	Kobe Bryant

MOST FREE THROWS ATTEMPTED

7-Game Series:	32	Mike Bibby
6-Game Series:	93	Shaquille O'Neal
5-Game Series:	27	Gary Payton
4-Game Series:	34	Tim Duncan
3-Game Series:	36	Dirk Nowitzki
Game:	22	Shaquille O'Neal

HIGHEST FREE-THROW PERCENTAGE

7-Game Series:	.875	(28-32) Mike Bibby
6-Game Series:	.865	(45-52) Kobe Bryant
5-Game Series:	.913	(21-23) Hersey Hawkins
4-Game Series:	1.000	(11-11) Steve Smith
3-Game Series:	1.000	(17-17) Steve Nash
Game:	1.000	(10-10) Steve Nash

MOST REBOUNDS

7-Game Series:	63	Brad Miller
6-Game Series:	94	Shaquille O'Neal
5-Game Series:	57	Marcus Camby
4-Game Series:	52	Tim Duncan
3-Game Series:	47	Dirk Nowitzki
Game:	23	Shaquille O'Neal

MOST OFFENSIVE REBOUNDS

7-Game Series:	19	Brad Miller
6-Game Series:	32	Shaquille O'Neal
5-Game Series:	23	Vin Baker
4-Game Series:	17	Tim Duncan
3-Game Series:	11	Charles Barkley
Game:	10	Shaquille O'Neal

MOST DEFENSIVE REBOUNDS

7-Game Series:	44	Brad Miller/Chris Webber
6-Game Series:	63	Shaquille O'Neal
5-Game Series:	43	Marcus Camby
4-Game Series:	39	David Robinson
3-Game Series:	42	Dirk Nowitzki
Game:	15	Shaquille O'Neal

Sacramento, 2004
L.A. Lakers, 2003
Denver, 2004
San Antonio, 2001
Dallas, 2002
@ San Antonio, 4/23/01;
Dallas @ Minnesota, 4/28/02

Sacramento, 2004
L.A. Lakers, 2003
Seattle, 1998
San Antonio, 2001
Dallas, 2002
@ L.A. Lakers, 4/27/03

Sacramento, 2004
L.A. Lakers, 2004
Seattle, 1998
San Antonio, 2001
Dallas, 2002
@ L.A. Lakers, 5/25/04

Sacramento, 2004
L.A. Lakers, 2003
Seattle, 1998
Portland, 2000
Dallas, 2002
Dallas @ Minnesota, 4/28/02

Sacramento, 2004
L.A. Lakers, 2004
Denver, 2004
San Antonio, 2001
Dallas, 2002
@ L.A. Lakers, 4/27/03

Sacramento, 2004
L.A. Lakers, 2004
Seattle, 1998
San Antonio, 1999
Houston, 1997
@ L.A. Lakers, 4/27/03

Sacramento, 2004
L.A. Lakers, 2003
Denver, 2004
San Antonio, 2001
Dallas, 2002
@ L.A. Lakers, 5/27/04



• OPPONENT INDIVIDUAL PLAYOFF RECORDS

MOST ASSISTS

7-Game Series:	61	Mike Bibby	Sacramento, 2004
6-Game Series:	40	Kobe Bryant	L.A. Lakers, 2003
5-Game Series:	28	Gary Payton	Seattle, 1998
4-Game Series:	25	Avery Johnson	San Antonio, 1999
3-Game Series:	27	Steve Nash	Dallas, 2002
Game:	12	Mike Bibby	@ Sacramento, 5/12/04

MOST BLOCKED SHOTS

7-Game Series:	8	Brad Miller	Sacramento, 2004
6-Game Series:	18	Shaquille O'Neal	L.A. Lakers, 2004
5-Game Series:	9	Vin Baker	Seattle, 1998
4-Game Series:	12	Tim Duncan	San Antonio, 1999
3-Game Series:	9	Hakeem Olajuwon	Houston, 1997
Game:	5	Most recently: Shaquille O'Neal	@ L.A. Lakers, 4/24/03 (OT)

MOST STEALS

7-Game Series:	14	Peja Stojakovic	Sacramento, 2004
6-Game Series:	13	Derek Fisher	L.A. Lakers, 2003
5-Game Series:	10	Hersey Hawkins/Gary Payton	Seattle, 1998
4-Game Series:	8	David Robinson	San Antonio, 1999
3-Game Series:	9	Dirk Nowitzki	Dallas, 2002
Game:	4	Most recently: Mike Bibby	Sacramento @ Minnesota, 5/4/04

MOST PERSONAL FOULS

7-Game Series:	27	Brad Miller	Sacramento, 2004
6-Game Series:	23	Robert Horry	L.A. Lakers, 2003;
		Karl Malone	L.A. Lakers, 2004
5-Game Series:	22	Nenê	Denver, 2004
4-Game Series:	16	Arvydas Sabonis	Portland, 2000
3-Game Series:	15	Raef LaFrentz	Dallas, 2002
Game:	6	Most recently: Shaquille O'Neal	L.A. Lakers @ Minnesota, 5/29/04

MOST TURNOVERS

7-Game Series:	22	Mike Bibby	Sacramento, 2004
6-Game Series:	17	Kobe Bryant	L.A. Lakers, 2004
5-Game Series:	17	Carmelo Anthony	Denver, 2004
4-Game Series:	13	Derek Anderson	San Antonio, 2001
3-Game Series:	10	Charles Barkley	Houston, 1997
Game:	7	Carmelo Anthony	Denver @ Minnesota, 4/21/04

MOST MINUTES PLAYED

7-Game Series:	305	Peja Stojakovic	Sacramento, 2004
6-Game Series:	271	Kobe Bryant	L.A. Lakers, 2003
5-Game Series:	212	Gary Payton	Seattle, 1998
4-Game Series:	170	Tim Duncan	San Antonio, 1999
3-Game Series:	139	Michael Finley	Dallas, 2002
Game (Reg.):	48	Gary Payton	@ Seattle, 5/2/98;
		Michael Finley	Dallas @ Minnesota, 4/28/02
Game (OT):	51	Kobe Bryant	@ L.A. Lakers, 4/24/03

• OPPONENT TEAM PLAYOFF HIGHS •

MOST POINTS

Game:	125	Houston @ Minnesota	4/29/97
Half:	67	Dallas @ Minnesota (1st)	4/28/02
Quarter:	40	Dallas @ Minnesota (1st)	4/28/02
Overtime:	9	@ L.A. Lakers	4/24/03;
		@ Sacramento	5/10/04

MOST FIELD GOALS MADE

Game:	46	@ Dallas	4/24/02
-------	----	----------	---------

MOST FIELD GOALS ATTEMPTED

Game:	98	@ L.A. Lakers	4/24/03 (OT)
	95	@ Denver	4/24/04

HIGHEST FIELD-GOAL PERCENTAGE

Game:	.603	(44-73) Houston @ Minnesota	4/29/97
-------	------	-----------------------------	---------

MOST THREE-POINT FIELD GOALS MADE

Game:	15	Houston @ Minnesota	4/29/97
-------	----	---------------------	---------

MOST THREE-POINT FIELD GOALS ATTEMPTED

Game:	28	Houston @ Minnesota	4/29/97
-------	----	---------------------	---------

HIGHEST THREE-POINT FIELD-GOAL PERCENTAGE

Game:	.571	(8-14) San Antonio @ Minnesota	4/30/01
-------	------	--------------------------------	---------

MOST FREE THROWS MADE

Game:	32	San Antonio @ Minnesota	5/15/99;
		Dallas @ Minnesota	4/28/02

MOST FREE THROWS ATTEMPTED

Game:	43	@ L.A. Lakers	5/25/04
-------	----	---------------	---------

HIGHEST FREE-THROW PERCENTAGE

Game:	.944	(17-18) Portland @ Minnesota	4/30/00
-------	------	------------------------------	---------

MOST REBOUNDS

Game:	58	@ Houston	4/24/97
-------	----	-----------	---------

MOST OFFENSIVE REBOUNDS

Game:	20	@ Denver	4/24/04;
		@ Denver	4/27/04

MOST DEFENSIVE REBOUNDS

Game:	42	@ Houston	4/24/97
-------	----	-----------	---------

MOST ASSISTS

Game:	34	@ L.A. Lakers	5/1/03
-------	----	---------------	--------

MOST BLOCKED SHOTS

Game:	10	@ Dallas	4/21/02
-------	----	----------	---------

MOST STEALS

Game:	13	Most recently: Sacramento @ Minnesota	5/4/04
-------	----	---------------------------------------	--------

MOST PERSONAL FOULS

Game:	31	L.A. Lakers @ Minnesota	4/22/03
-------	----	-------------------------	---------

MOST TURNOVERS

Game:	19	Denver @ Minnesota	4/30/04
-------	----	--------------------	---------



• OPPONENT TEAM PLAYOFF LOWS •

FEWEST POINTS

Game:	71	@ San Antonio	5/11/99;
		L.A. Lakers @ Minnesota	5/23/04
Half:	31	@ San Antonio (1st)	5/11/99;
		Sacramento @ Minnesota (1st)	5/19/04
Quarter:	9	Denver @ Minnesota (2nd)	4/21/04
Overtime:	9	@ L.A. Lakers	4/24/03;
		@ Sacramento	5/10/04

FEWEST FIELD GOALS MADE

Game:	25	@ San Antonio	5/11/99;
		L.A. Lakers @ Minnesota	5/23/04

FEWEST FIELD GOALS ATTEMPTED

Game:	63	@ San Antonio	5/11/99
-------	----	---------------	---------

LOWEST FIELD-GOAL PERCENTAGE

Game:	.333	(27-81) Sacramento @ Minnesota	5/14/04
-------	------	--------------------------------	---------

FEWEST THREE-POINT FIELD GOALS MADE

Game:	0	@ San Antonio	5/11/99
-------	---	---------------	---------

FEWEST THREE-POINT FIELD GOALS ATTEMPTED

Game:	7	@ San Antonio	5/9/99
-------	---	---------------	--------

LOWEST THREE-POINT FIELD-GOAL PERCENTAGE

Game:	.000	(0-8) @ San Antonio	5/11/99
-------	------	---------------------	---------

FEWEST FREE THROWS MADE

Game:	6	Denver @ Minnesota	4/30/04
-------	---	--------------------	---------

FEWEST FREE THROWS ATTEMPTED

Game:	10	Denver @ Minnesota	4/30/04
-------	----	--------------------	---------

LOWEST FREE-THROW PERCENTAGE

Game:	.471	(8-17) Sacramento @ Minnesota	5/19/04
-------	------	-------------------------------	---------

FEWEST REBOUNDS

Game:	28	Portland @ Minnesota	4/30/00
-------	----	----------------------	---------

FEWEST OFFENSIVE REBOUNDS

Game:	4	Houston @ Minnesota	4/29/97;
		@ Dallas	4/21/02

FEWEST DEFENSIVE REBOUNDS

Game:	19	Portland @ Minnesota	4/30/00
-------	----	----------------------	---------

FEWEST ASSISTS

Game:	11	@ San Antonio	5/11/99
-------	----	---------------	---------

FEWEST BLOCKED SHOTS

Game:	1	Most recently: Sacramento @ Minnesota	5/19/04
-------	---	---------------------------------------	---------

FEWEST STEALS

Game:	1	@ Houston	4/24/97
-------	---	-----------	---------

FEWEST PERSONAL FOULS

Game:	14	@ San Antonio	5/11/99
-------	----	---------------	---------

FEWEST TURNOVERS

Game:	6	@ Dallas	4/24/02
-------	---	----------	---------

• 2004 PLAYOFFS



WESTERN CONFERENCE FINALS: L.A. Lakers win series, 4-2.

GAME 1 - MAY 21 AT TARGET CENTER

	1	2	3	4	Final	Attendance - 19,552	Time - 2:26
L.A. Lakers	23	23	32	19	97	High Scorer O'Neal 27	High Assist Bryant/Fisher 6
Minnesota	24	20	23	21	88	High Reb. Sprewell 23	High Assist Cassell 8

GAME 2 - MAY 23 AT TARGET CENTER

	1	2	3	4	Final	Attendance - 19,707	Time - 2:32
L.A. Lakers	24	13	19	15	71	High Scorer Bryant 27	High Assist Bryant 6
Minnesota	32	19	17	21	89	High Reb. Garnett 24	High Assist Sprewell 8

GAME 3 - MAY 25 AT STAPLES CENTER

	1	2	3	4	Final	Attendance - 18,997	Time - 2:37
Minnesota	17	18	30	24	89	High Scorer Garnett 22	High Assist Garnett 7
L.A. Lakers	24	20	26	30	100	High Reb. Bryant/O'Neal 22	High Assist Payton 9

GAME 4 - MAY 27 AT STAPLES CENTER

	1	2	3	4	Final	Attendance - 18,997	Time - 2:29
Minnesota	24	16	20	25	85	High Scorer Garnett 28	High Assist Garnett 9
L.A. Lakers	23	22	30	17	92	High Reb. Bryant 31	High Assist Malone 8

GAME 5 - MAY 29 AT TARGET CENTER

	1	2	3	4	Final	Attendance - 20,109	Time - 2:35
L.A. Lakers	21	19	23	33	96	High Scorer Bryant 23	High Assist Bryant 7
Minnesota	14	32	27	25	98	High Reb. Garnett 30	High Assist Sprewell 5

GAME 6 - MAY 31 AT STAPLES CENTER

	1	2	3	4	Final	Attendance - 18,997	Time - 2:40
Minnesota	17	29	22	22	90	High Scorer Sprewell 27	High Assist Martin/Sprewell 5
L.A. Lakers	28	20	19	29	96	High Reb. O'Neal 25	High Assist Payton 8

2004 VS. L.A. LAKERS (2-4)

Player	--Rebounds--															
	G	GS	Min	FG-A	Pct	3FG-A	Pct	FT-A	Pct	Off	Def	Tot	Ast	PF	DQ	Stl
Garnett	6	6	265	57-123	.463	3-7	.429	25-32	.781	13	68	81	27	20-2	7	22
Sprewell	6	6	261	44-108	.407	10-34	.294	27-31	.871	4	20	24	30	10-0	9	14
Szczerbiak	6	0	182	28-68	.412	7-21	.333	26-28	.929	5	22	27	13	19-0	5	17
Cassell	4	3	64	13-30	.433	4-11	.364	7-7	1.00	0	2	2	10	7-0	1	3
Hassell	6	6	126	16-26	.615	1-1	1.00	4-4	1.00	2	1	3	7	15-0	3	1
Martin	5	3	106	9-31	.290	2-11	.182	8-8	1.00	4	4	8	14	6-0	2	1
Holberg	6	0	148	13-28	.464	4-10	.400	3-3	1.00	5	23	28	8	9-0	3	3
Madsen	6	0	72	8-14	.571	0-0	---	2-4	.500	9	7	16	1	21-0	1	2
Johnson	6	4	80	5-7	.714	0-0	---	3-6	.500	3	16	19	1	20-0	2	1
Olowokandi	6	2	102	5-16	.313	0-1	.000	3-4	.750	8	20	28	0	26-0	0	6
Trent	3	0	7	1-2	.500	0-1	.000	0-0	---	1	0	1	0	0-0	0	0
Miller	5	0	27	1-4	.250	0-0	---	0-0	---	0	5	5	1	12-0	0	2
Timberwolves	6		1440	200-457	.438	31-97	.320	108-127	.850	54	188	242	112	165-2	33	77
Lakers	6		1440	203-448	.453	38-108	.352	108-186	.581	72	180	252	152	126-1	33	66

• 2004 PLAYOFFS VS.



WESTERN CONFERENCE SEMIFINALS: Minnesota wins series, 4-3.

GAME 1 - MAY 4 AT TARGET CENTER										Attendance - 18,792	Time - 2:25
	1	2	3	4	Final	High Scorer	High Reb.	High Assist			
Sacramento	34	14	25	31	- 104	Bibby 33	Miller 10	Bibby 7			
Minnesota	27	20	26	25	- 98	Cassell 40	Garnett 18	Garnett 7			
GAME 2 - MAY 8 AT TARGET CENTER										Attendance - 19,599	Time - 2:33
	1	2	3	4	Final	High Scorer	High Reb.	High Assist			
Sacramento	12	27	31	19	- 89	Stojakovic 26	Miller 11	Bibby 8			
Minnesota	17	32	24	21	- 94	Garnett 28	Garnett/Johnson 11	Cassell 7			
GAME 3 - MAY 10 AT ARCO ARENA										Attendance - 17,317	Time - 3:08
	1	2	3	4	OT	Final	High Scorer	High Reb.	High Assist		
Minnesota	22	24	33	25	10	- 114	Garnett 30	Garnett 15	Sprewell 6		
Sacramento	18	28	23	35	9	- 113	Stojakovic 29	Christie 12	Bibby 10		
GAME 4 - MAY 12 AT ARCO ARENA										Attendance - 17,317	Time - 2:30
	1	2	3	4	Final	High Scorer	High Reb.	High Assist			
Minnesota	15	16	26	24	- 81	Garnett 19	Garnett 21	Cassell/Garnett 6			
Sacramento	21	21	17	28	- 87	Webber 28	Webber 8	Bibby 12			
GAME 5 - MAY 14 AT TARGET CENTER										Attendance - 19,818	Time - 2:35
	1	2	3	4	Final	High Scorer	High Reb.	High Assist			
Sacramento	18	16	23	17	- 74	Bibby 14	Miller 10	Bibby 6			
Minnesota	18	20	26	22	- 86	Sprewell 34	Madsen 13	Cassell 7			
GAME 6 - MAY 16 AT ARCO ARENA										Attendance - 17,317	Time - 2:26
	1	2	3	4	Final	High Scorer	High Reb.	High Assist			
Minnesota	30	14	19	24	- 87	Sprewell 27	Garnett 10	Garnett 5			
Sacramento	24	33	21	26	- 104	Stojakovic 22	Stojakovic 8	Bibby 10			
GAME 7 - MAY 19 AT TARGET CENTER										Attendance - 19,944	Time - 2:34
	1	2	3	4	Final	High Scorer	High Reb.	High Assist			
Sacramento	16	15	29	20	- 80	Christie 21	Three players 8	Bibby 8			
Minnesota	22	19	21	21	- 83	Garnett 32	Garnett 21	Cassell 7			

2004 VS. SACRAMENTO (4-3)

Player	--Rebounds--														
	G	GS	Min	FG-A	Pct	3FG-A	Pct	FT-A	Pct	Off	Def	Tot	Asst	PF-DQ	Stl
Garnett	7	7	311	62-141	.440	2-8	.250	41-50	.820	18	90	108	30	20-0	12
Sprewell	7	7	308	51-123	.415	13-37	.351	18-25	.720	3	34	37	26	15-0	11
Cassell	7	7	249	45-97	.464	11-29	.379	24-32	.750	1	20	21	38	33-2	8
Hassell	7	7	203	29-63	.460	0-1	.000	6-6	1.000	8	10	18	13	15-0	0
Holberg	7	0	192	18-40	.450	15-30	.500	10-11	.909	3	26	29	11	13-0	8
Szczerbiak	3	0	44	8-18	.444	0-2	.000	6-6	1.000	4	2	6	4	3-0	1
Madsen	6	0	103	6-13	.462	0-0	---	8-16	.500	15	14	29	1	18-0	3
Trent	6	0	55	6-18	.333	0-1	.000	5-8	.625	5	5	10	1	11-0	0
Johnson	7	7	156	9-21	.429	0-0	---	1-1	1.000	13	27	40	8	19-0	6
Martin	6	0	42	2-11	.182	2-4	.500	5-6	.833	1	3	4	3	8-0	1
Olowokandi	4	0	42	2-9	.222	0-0	---	0-0	---	3	8	11	0	9-0	2
Timberwolves	7	1705	238-554	.430	.430	43-112	.384	124-161	.770	74	239	313	135	164-2	52
Kings	7	1705	237-574	.413	.413	37-111	.333	140-177	.791	68	221	289	163	144-1	63

• 2004 PLAYOFFS VS.



FIRST ROUND: Minnesota wins series, 4-1.

GAME 1 - APRIL 18 AT TARGET CENTER										Attendance - 18,503	Time - 2:28
	1	2	3	4	Final	High Scorer	High Reb.	High Assist			
Denver	22	20	26	24	- 92	Anthony/Camby 19	Camby 8	Boykins 5			
Minnesota	31	20	28	27	- 106	Cassell 40	Garnett 20	Garnett/Sprewell 4			
GAME 2 - APRIL 21 AT TARGET CENTER										Attendance - 18,101	Time - 2:27
	1	2	3	4	Final	High Scorer	High Reb.	High Assist			
Denver	27	9	18	27	- 81	Lenard 24	Anthony 9	Anthony/Nenè 3			
Minnesota	28	22	16	29	- 95	Sprewell 31	Garnett 22	Garnett 10			
GAME 3 - APRIL 24 AT PEPSI CENTER										Attendance - 19,713	Time - 2:28
	1	2	3	4	Final	High Scorer	High Reb.	High Assist			
Minnesota	18	23	25	20	- 86	Sprewell 25	Garnett 11	Garnett 8			
Denver	30	24	31	22	- 107	Anthony 24	Camby 16	Miller 6			
GAME 4 - APRIL 27 AT PEPSI CENTER										Attendance - 19,694	Time - 2:41
	1	2	3	4	Final	High Scorer	High Reb.	High Assist			
Minnesota	20	16	30	18	- 84	Garnett 27	Garnett 14	Garnett 5			
Denver	20	16	27	19	- 82	Lenard 28	Camby 14	Camby 5			
GAME 5 - APRIL 30 AT TARGET CENTER										Attendance - 19,890	Time - 2:34
	1	2	3	4	Final	High Scorer	High Reb.	High Assist			
Denver	19	26	21	25	- 91	Camby/Miller 21	Camby 15	Boykins/Lenard 4			
Minnesota	28	29	17	28	- 102	Garnett 28	Garnett/Madsen 7	Garnett 8			

2004 VS. DENVER (4-1)

Player	--Rebounds--														
	G	GS	Min	FG-A	Pct	3FG-A	Pct	FT-A	Pct	Off	Def	Tot	Asst	PF-DQ	Stl
Garnett	5	5	207	49-108	.454	0-1	.000	31-43	.721	8	66	74	35	17-0	5
Cassell	5	5	184	36-75	.480	10-20	.500	21-22	.955	2	15	17	22	13-0	3
Sprewell	5	5	202	35-78	.449	14-25	.560	15-21	.714	4	14	18	16	10-0	9
Szczerbiak	3	0	72	11-26	.423	3-6	.500	6-7	.857	0	6	6	3	9-0	0
Hassell	5	5	143	17-30	.567	0-0	---	3-6	.500	11	12	23	7	12-0	7
Holberg	5	0	98	8-18	.444	3-8	.375	2-2	1.00	1	8	9	4	7-0	5
Johnson	5	5	120	5-10	.500	0-0	---	6-9	.667	11	14	25	4	17-0	3
Olowokandi	5	0	80	5-12	.417	0-0	---	4-4	1.00	5	8	13	2	15-0	0
Martin	5	0	34	3-9	.333	2-5	.400	3-6	.500	0	2	2	6	3-0	1
Madsen	5	0	47	3-5	.600	0-0	---	3-9	.333	4	9	13	0	4-0	1
Trent	4	0	9	1-5	.200	0-0	---	0-0	---	0	1	1	1	0-0	0
Miller	3	0	4	0-0	---	0-0	---	1-2	.500	0	0	0	0	1-0	0
Timberwolves	5	1200	173-376	.460	.460	32-65	.492	95-131	.725	46	155	201	100	108-0	34
Nuggets	5	1200	186-436	.427	.427	22-65	.338	59-84	.702	72	144	216	102	121-2	39

• 2003 PLAYOFFS

VS.



FIRST ROUND: L.A. Lakers win series, 4-2.

GAME 1 – APRIL 20 AT TARGET CENTER

	1	2	3	4	Final
L.A. Lakers	39	27	22	29	117
Minnesota	23	29	24	22	98

Attendance – 17,097

High Scorer	High Reb.
Bryant 39	O'Neal 10
Garnett 23	Garnett 14

Time – 2:18

High Assist
Bryant/Horry 8
Garnett 7

GAME 2 – APRIL 22 AT TARGET CENTER

	1	2	3	4	Final
L.A. Lakers	23	20	24	24	91
Minnesota	28	29	31	31	119

Attendance – 17,132

High Scorer	High Reb.
Bryant/O'Neal 27	O'Neal 14
Hudson 37	Garnett 20

Time – 2:29

High Assist
Bryant 8
Hudson 10

GAME 3 – APRIL 24 AT STAPLES CENTER

	1	2	3	4	OT	Final
Minnesota	29	23	28	21	13	114
L.A. Lakers	24	22	25	30	9	110

Attendance – 18,997

High Scorer	High Reb.
Garnett 33	Garnett 14
Bryant 30	O'Neal 17

Time – 3:15

High Assist
Strickland 7
Bryant 6

GAME 4 – APRIL 27 AT STAPLES CENTER

	1	2	3	4	Final
Minnesota	26	19	29	23	97
L.A. Lakers	25	18	28	31	102

Attendance – 18,997

High Scorer	High Reb.
Garnett/Hudson 28	Garnett 18
O'Neal 34	O'Neal 23

Time – 2:40

High Assist
Garnett 5
O'Neal 6

GAME 5 – APRIL 29 AT TARGET CENTER

	1	2	3	4	Final
L.A. Lakers	28	30	36	26	120
Minnesota	25	23	25	17	90

Attendance – 20,098

High Scorer	High Reb.
Bryant 32	O'Neal 11
Garnett 25	Garnett 16

Time – 2:21

High Assist
George 6
Hudson 7

GAME 6 – MAY 1 AT STAPLES CENTER

	1	2	3	4	Final
Minnesota	30	13	20	22	85
L.A. Lakers	25	22	22	32	101

Attendance – 18,997

High Scorer	High Reb.
Garnett/Hudson 18	Garnett 12
Bryant 31	O'Neal 17

Time – 2:30

High Assist
Garnett/Szczerbiak 5
O'Neal 9

2003 VS. L.A. LAKERS (2-4)

Player	G	GS	Min	FG-A	Pct	3FG-A	Pct	FT-A	Pct	Off	Def	Tot	Asst	PF-DQ	Stl	TO	Blk	Pts	Avg
Garnett	6	6	265	71-138	.514	3-9	.333	17-28	.607	11	83	94	31	23-1	10	18	10	162	27.0
Hudson	6	6	221	44-106	.415	17-39	.436	36-38	.947	1	11	12	33	5-0	8	16	0	141	23.5
Szczerbiak	6	6	252	29-61	.475	3-14	.214	26-30	.867	6	24	30	13	19-0	6	18	1	87	14.5
Jackson	6	0	110	17-32	.531	0-1	.000	16-19	.842	10	23	33	8	19-0	2	9	1	50	8.3
Nesterovic	6	6	169	19-38	.500	0-0	---	4-6	.667	9	21	30	4	28-1	1	5	4	42	7.0
Gill	6	0	118	10-27	.370	2-4	.500	9-14	.643	6	7	13	7	12-0	4	4	1	31	5.2
Peeler	6	5	166	13-38	.342	2-16	.125	1-2	.500	5	16	21	18	14-0	4	4	1	29	4.8
Strickland	6	0	73	11-21	.524	0-0	---	6-6	1.00	0	6	6	17	5-0	4	8	2	28	4.7
Smith	5	1	40	4-6	.667	0-0	---	6-6	1.00	0	6	6	0	14-0	1	3	1	14	2.8
Trent	6	0	42	5-14	.357	0-0	---	4-6	.667	4	3	7	1	6-0	1	4	0	14	2.3
Woods	2	0	2	1-3	.333	0-0	---	0-0	---	1	0	1	0	0-0	0	0	0	2	1.0
Wilks	4	0	7	1-2	.500	1-1	1.00	0-0	---	0	0	0	0	0-0	0	0	0	3	0.8
Timberwolves	6		1465	225-486	.463	28-84	.333	125-155	.806	53	200	253	132	145-2	41	95	21	603	100.5
Lakers	6		1465	240-531	.452	49-133	.368	112-162	.691	82	182	264	156	144-2	51	72	34	641	106.8

• 2002 PLAYOFFS

VS.



FIRST ROUND: Dallas wins series, 3-0.

GAME 1 – APRIL 21 AT AMERICAN AIRLINES CENTER

	1	2	3	4	Final
Minnesota	31	16	26	21	94
Dallas	22	28	23	28	101

Attendance – 20,010

High Scorer	High Reb.
Billups 25	Garnett 21
Nowitzki 30	Nowitzki 15

Time – 2:33

High Assist
Billups 9
Van Exel 7

GAME 2 – APRIL 24 AT AMERICAN AIRLINES CENTER

	1	2	3	4	Final
Minnesota	28	31	27	24	110
Dallas	33	30	34	25	122

Attendance – 20,084

High Scorer	High Reb.
Garnett 31	Garnett 18
Nowitzki 31	Nowitzki 15

Time – 2:29

High Assist
Billups/Garnett 4
Nash 10

GAME 3 – APRIL 28 AT TARGET CENTER

	1	2	3	4	Final
Dallas	40	27	30	18	115
Minnesota	28	29	22	23	102

Attendance – 18,795

High Scorer	High Reb.
Nowitzki 39	Nowitzki 17
Garnett 22	Garnett 17

Time – 2:37

High Assist
Nash 11
Garnett 5

2002 VS. DALLAS (0-3)

Player	G	GS	Min	FG-A	Pct	3FG-A	Pct	FT-A	Pct	Off	Def	Tot	Asst	PF-DQ	Stl	TO	Blk	Pts	Avg
Garnett	3	3	130	24-56	.429	1-2	.500	23-32	.719	16	40	56	15	11-0	5	12	5	72	24.0
Billups	3	3	134	23-51	.451	6-15	.400	14-20	.700	1	14	15	17	14-1	3	9	1	66	22.0
Szczerbiak	3	3	131	21-44	.477	2-9	.222	16-18	.889	9	12	21	6	8-0	2	8	0	60	20.0
Nesterovic	3	3	92	15-31	.484	0-0	---	4-9	.444	6	14	20	3	10-0	1	4	0	34	11.3
Peeler	3	0	67	9-20	.450	5-9	.556	4-6	.667	1	12	13	2	5-0	4	6	0	27	9.0
Trent	3	0	48	8-16	.500	0-0	---	3-6	.500	5	4	9	1	8-0	0	3	0	19	6.3
Smith	3	1	43	3-7	.429	0-0	---	7-8	.875	4	7	11	0	8-0	0	1	1	13	4.3
Mitchell	3	2	34	3-9	.333	0-0	---	2-2	1.00	0	2	2	3	5-0	1	0	1	8	2.7
Lopez	3	0	30	1-4	.250	1-2	.500	1-2	.500	1	0	1	1	6-0	1	1	0	4	1.3
Pack	3	0	10	1-5	.200	0-1	.000	1-1	1.00	0	0	0	0	5-0	0	1	0	3	1.0
Jackson	1	0	1	0-0	---	0-0	---	0-0	---	0	0	0	0	1-0	0	0	0	0	0.0
Timberwolves	3		720	108-243	.444	15-38	.395	75-104	.721	43	105	148	48	81-1	17	47	8	306	102.0
Mavericks	3		720	118-256	.461	31-69	.449	71-81	.877	25	99	124	58	81-2	21	32	16	338	112.7



• 2001 PLAYOFFS vs.



FIRST ROUND: San Antonio wins series, 3-1.

GAME 1 – APRIL 21 AT THE ALAMODOME

	1	2	3	4	Final
Minnesota	24	13	28	17	82
San Antonio	25	26	12	24	87

Attendance – 33,983

High Scorer	High Reb.	High Assist
Garnett 25	Garnett 13	Brandon 8
Duncan 33	Duncan 15	Duncan/Ferry 4

Time – 2:29

GAME 2 – APRIL 23 AT THE ALAMODOME

	1	2	3	4	Final
Minnesota	16	20	15	18	69
San Antonio	20	30	24	12	86

Attendance – 31,759

High Scorer	High Reb.	High Assist
Garnett 18	Garnett 12	Six with 2
Duncan 18	Duncan/Robinson 11	Duncan/Porter 4

Time – 2:19

GAME 3 – APRIL 28 AT TARGET CENTER

	1	2	3	4	Final
San Antonio	19	23	24	18	84
Minnesota	24	23	21	25	93

Attendance – 17,676

High Scorer	High Reb.	High Assist
Robinson 22	Robinson 17	Anderson 4
Garnett 22	Garnett 8	Brandon 9

Time – 2:32

GAME 4 – APRIL 30 AT TARGET CENTER

	1	2	3	4	Final
San Antonio	19	25	27	26	97
Minnesota	19	24	20	21	84

Attendance – 16,336

High Scorer	High Reb.	High Assist
Duncan 24	Duncan 16	Anderson 6
Szczerbiak 20	Garnett 15	Brandon 6

Time – 2:25

2001 VS. SAN ANTONIO (1-3)

Player	G	GS	Min	FG-A	Pct	3FG-A	Pct	FT-A	Pct	--Rebounds--					Stl	TO	Blk	Pts	Avg
										Off	Def	Tot	Ast	PF-DQ					
Garnett	4	4	165	27-58	.466	0-3	.000	30-36	.833	10	38	48	17	13-0	4	6	6	84	21.0
Brandon	4	4	153	27-62	.435	4-9	.444	3-3	1.00	2	15	17	25	10-0	4	8	2	61	15.3
Szczerbiak	4	4	143	18-37	.486	0-1	.000	20-25	.800	4	14	18	10	6-0	5	12	3	56	14.0
Peeler	4	4	137	14-53	.264	6-17	.353	0-0	---	3	11	14	7	10-0	7	6	1	34	8.5
Ellis	4	0	77	9-23	.391	0-1	.000	6-8	.750	7	7	14	0	13-0	1	5	3	24	6.0
Garrett	3	2	41	4-12	.333	0-0	---	5-6	.833	2	7	9	0	6-0	1	0	1	13	4.3
Lopez	4	0	55	7-22	.318	1-5	.200	2-3	.667	4	7	11	5	5-0	4	2	0	17	4.3
Avery	2	0	12	3-6	.500	1-2	.500	0-0	---	0	1	1	2	0-0	0	0	1	7	3.5
Slater	4	0	52	6-16	.375	0-0	---	1-2	.500	5	9	14	0	15-1	2	3	3	13	3.3
Nesterovic	4	2	49	5-13	.385	0-0	---	0-0	---	5	7	12	3	9-0	1	3	3	10	2.5
Mitchell	4	0	50	2-10	.200	0-1	.000	2-2	1.00	1	6	7	3	5-0	1	1	0	6	1.5
Billups	3	0	26	1-6	.167	0-1	.000	1-1	1.00	1	4	5	2	5-0	0	1	0	3	1.0
Timberwolves	4		960	123-318	.387	12-40	.300	70-86	.814	44	126	170	74	97-1	30	51	23	328	82.0
Spurs	4		960	127-296	.429	24-58	.414	76-105	.724	40	132	172	76	82-0	21	56	18	354	88.5

• 2000 PLAYOFFS vs.



FIRST ROUND: Portland wins series, 3-1.

GAME 1 – APRIL 23 AT THE ROSE GARDEN

	1	2	3	4	Final
Minnesota	22	25	28	13	88
Portland	33	15	21	22	91

Attendance – 20,044

High Scorer	High Reb.	High Assist
Sealy 23	Garnett 10	Brandon 12
Pippen 28	Pippen 9	Stoudamire 4

Time – 2:31

GAME 2 – APRIL 26 AT THE ROSE GARDEN

	1	2	3	4	Final
Minnesota	24	17	17	24	82
Portland	19	21	27	19	86

Attendance – 20,568

High Scorer	High Reb.	High Assist
Garnett 23	Garnett 10	Brandon 6
Pippen 21	Pippen/Wallace 7	Stoudamire 6

Time – 2:32

GAME 3 – APRIL 30 AT TARGET CENTER

	1	2	3	4	Final
Portland	20	20	28	19	87
Minnesota	24	23	21	26	94

Attendance – 19,006

High Scorer	High Reb.	High Assist
Smith 22	Grant 7	Pippen/Stoudamire 6
Brandon 28	Garnett 13	Brandon 12

Time – 2:24

GAME 4 – MAY 2 AT TARGET CENTER

	1	2	3	4	Final
Portland	18	18	21	28	85
Minnesota	22	18	24	13	77

Attendance – 19,006

High Scorer	High Reb.	High Assist
Wallace/Sabonis 15	Sabonis 11	Pippen 6
Garnett 17	Garnett 10	Garnett 9

Time – 2:26

2000 VS. PORTLAND (1-3)

Player	G	GS	Min	--Rebounds--																
				FG-A	Pct	3FG-A	Pct	FT-A	Pct	Off	Def	Tot	Ast	PF-DQ	Stl	TO	Blk	Pts	Avg	
Brandon	4	4	162	32-63	.508	4-11	.364	10-11	.909	4	19	23	34	11-0	3	8	0	78	19.5	
Garnett	4	4	171	30-78	.385	2-3	.667	13-16	.813	13	30	43	35	12-0	5	11	3	75	18.8	
Sealy	4	4	122	19-41	.463	1-3	.333	11-16	.688	5	13	18	5	10-0	2	8	0	50	12.5	
Peeler	4	0	90	11-24	.458	2-10	.200	6-8	.750	2	7	9	5	9-0	3	1	1	30	7.5	
Nesterovic	4	4	126	11-25	.440	0-0	---	3-6	.500	5	8	13	6	20-1	3	4	7	25	6.3	
Szczerbiak	4	4	94	12-30	.400	0-3	.000	0-0	---	2	6	8	2	7-0	3	1	1	24	6.0	
Mitchell	4	0	68	9-18	.500	2-5	.400	3-3	1.00	2	5	7	2	5-0	0	4	1	23	5.8	
Jackson	3	0	30	4-8	.500	1-3	.333	6-6	1.00	0	5	5	4	4-0	2	2	1	15	5.0	
Smith	4	0	79	8-17	.471	0-1	.000	2-2	1.00	7	5	12	1	15-0	3	4	1	18	4.5	
Garrett	3	0	16	1-2	.500	0-0	---	1-2	.500	1	1	2	0	2-0	0	0	1	3	1.0	
Hammonds	1	0	2	0-0	---	0-0	---	0-0	---	0	0	0	0	0-0	0	0	0	0	0.0	
Timberwolves	4		960	137-306	.448	12-39	.308	55-70	.786	41	99	140	94	95-1	24	47	16	341	85.3	
Trail Blazers	4		960	125-287	.436	23-62	.371	76-91	.835	35	106	141	78	84-1	21	51	15	349	87.3	

• 1999 PLAYOFFS vs.



FIRST ROUND: San Antonio wins series, 3-1.

GAME 1 - MAY 9 AT THE ALAMODOME

	1	2	3	4	Final
Minnesota	26	23	17	20	86
San Antonio	26	24	23	26	99

Attendance - 22,356

High Scorer	High Reb.	High Assist
Garnett 21	Garnett/Brandon 8	Brandon 11
Duncan 26	Duncan 12	Johnson 10

Time - 2:21

GAME 2 - MAY 11 AT THE ALAMODOME

	1	2	3	4	Final
Minnesota	19	18	23	20	80
San Antonio	21	10	20	20	71

Attendance - 22,494

High Scorer	High Reb.	High Assist
Garnett 23	Garnett 12	Brandon 9
Duncan 18	Duncan 16	Elie 4

Time - 2:16

GAME 3 - MAY 13 AT TARGET CENTER

	1	2	3	4	Final
San Antonio	17	27	19	22	85
Minnesota	16	12	20	23	71

Attendance - 17,444

High Scorer	High Reb.	High Assist
Johnson 24	Robinson 18	Duncan/Robinson 7
Garnett 23	Garnett 12	Three with 2

Time - 2:07

GAME 4 - MAY 15 AT TARGET CENTER

	1	2	3	4	Final
San Antonio	21	23	20	28	92
Minnesota	26	16	21	22	85

Attendance - 15,898

High Scorer	High Reb.	High Assist
Robinson 19	Robinson 11	Johnson 6
Brandon 27	Garnett 16	Brandon/Garnett 8

Time - 2:31

1999 VS. SAN ANTONIO (1-3)

Player	G	GS	Min	FG-A	Pct	3FG-A	Pct	FT-A	Pct	--Rebounds--			PF	DQ	Tot	Ast	PF-DQ	Stl	TO	Blk	Pts	Avg
										Off	Def	Tot										
Garnett	4	4	170	35-79	.443	0-2	.000	17-23	.739	16	32	48	15	10-0	7	13	8	87	21.8			
Brandon	4	4	161	31-69	.449	3-5	.600	12-13	.923	2	28	30	28	11-0	9	14	2	77	19.3			
Mitchell	4	1	131	15-40	.375	1-6	.167	9-12	.750	5	9	14	6	13-0	1	8	2	40	10.0			
Smith	4	4	120	11-37	.297	0-0	---	8-11	.727	10	16	26	5	15-0	2	5	8	30	7.5			
Peeler	4	4	125	11-35	.314	5-13	.385	0-0	---	7	9	16	6	12-1	4	4	0	27	6.8			
Garrett	4	3	92	10-18	.556	0-0	---	2-5	.400	9	7	16	5	16-1	2	2	3	22	5.5			
Sealy	4	0	70	8-23	.348	0-0	---	4-5	.800	2	4	6	3	4-0	1	2	1	20	5.0			
Nesterovic	3	0	29	4-8	.500	0-0	---	0-0	---	4	3	7	3	4-0	0	1	0	8	2.7			
Hammonds	4	0	18	0-0	---	0-0	---	4-4	1.00	0	2	2	0	4-0	0	1	0	4	1.0			
Jackson	4	0	27	2-10	.200	0-3	.000	0-0	---	1	3	4	2	3-0	0	1	0	4	1.0			
Robinson	4	0	10	1-4	.250	1-3	.333	0-0	---	0	1	1	0	3-0	0	3	0	3	0.8			
Patterson	2	0	7	0-0	---	0-0	---	0-0	---	1	3	4	2	1-0	0	1	0	0	0.0			
Timberwolves	4		960	128-323	.396	10-32	.313	56-73	.767	57	117	174	75	96-2	26	58	24	322	80.5			
Spurs	4		960	128-291	.440	11-39	.282	80-109	.734	43	120	163	81	71-0	35	52	23	347	86.8			

• 1998 PLAYOFFS vs.



FIRST ROUND: Seattle wins series, 3-2.

GAME 1 - APRIL 24 AT KEYARENA

	1	2	3	4	Final
Minnesota	21	11	26	25	83
Seattle	34	19	29	26	108

Attendance - 17,072

High Scorer	High Reb.	High Assist
Garnett 18	Garnett 18	Marbury 5
Baker 25	Baker 12	Payton 7

Time - 2:08

GAME 2 - APRIL 26 AT KEYARENA

	1	2	3	4	Final
Minnesota	28	22	27	21	98
Seattle	20	25	26	22	93

Attendance - 17,072

High Scorer	High Reb.	High Assist
Marbury 25	Peeler 14	Marbury 7
Payton 32	Schrempf 10	McMillan 6

Time - 2:19

GAME 3 - APRIL 28 AT TARGET CENTER

	1	2	3	4	Final
Seattle	28	18	26	18	90
Minnesota	24	26	17	31	98

Attendance - 19,006

High Scorer	High Reb.	High Assist
Payton 26	Baker 12	Three with 5
Peeler 20	Garnett 8	Marbury 11

Time - 2:16

GAME 4 - APRIL 30 AT TARGET CENTER

	1	2	3	4	Final
Seattle	28	18	21	25	92
Minnesota	21	22	20	25	88

Attendance - 19,006

High Scorer	High Reb.	High Assist
Payton/Hawkins 24	Baker 12	Payton 8
Garnett 20	Garnett 10	Marbury 7

Time - 2:14

GAME 5 - MAY 2 AT KEYARENA

	1	2	3	4	Final
Minnesota	27	20	17	20	84
Seattle	24	20	27	26	97

Attendance - 17,072

High Scorer	High Reb.	High Assist
Peeler 28	Jordan 8	Marbury 8
Payton 29	Schrempf 11	Three with 4

Time - 2:27

1998 VS. SEATTLE (2-3)

Player	G	GS	Min	--Rebounds--																Pts	Avg
				FG-A	Pct	3FG-A	Pct	FT-A	Pct	Off	Def	Tot	Ast	PF-DQ	Stl	TO	Blk				
Peeler	5	5	213	31-77	.403	15-31	.484	4-4	1.00	16	22	38	18	15-0	10	8	3	81	16.2		
Garnett	5	5	194	36-75	.480	0-0	---	7-9	.778	17	31	48	20	17-0	4	22	12	79	15.8		
Porter	5	4	188	27-63	.429	10-25	.400	15-18	.833	7	18	25	16	10-0	5	4	0	79	15.8		
Mitchell	5	5	177	26-58	.448	3-14	.214	17-19	.895	7	20	27	8	18-0	1	5	1	72	14.4		
Marbury	5	5	209	22-72	.306	7-25	.280	18-23	.783	5	11	16	38	16-0	12	18	0	69	13.8		
Hammonds	5	1	113	12-28	.429	0-0	---	12-16	.750	10	12	22	2	18-0	0	4	1	36	7.2		
Jordan	2	0	29	5-8	.625	1-1	1.00	1-2	.500	3	6	9	3	5-0	1	0	0	12	6.0		
Williams	4	0	58	6-15	.400	1-2	.500	7-9	.778	2	7	9	11	14-0	3	3	1	20	5.0		
Wheat	1	0	3	1-2	.500	0-0	---	0-0	---	0	1	1	0	0-0	1	0	0	2	2.0		
Roberts	1	0	8	0-1	.000	0-0	---	1-2	.500	1	1	2	0	0-0	0	1	0	1	1.0		
Curley	2	0	7	0-0	---	0-0	---	0-0	---	0	0	0	0	0-0	0	0	0	0	0.0		
Parks	1	0	1	0-0	---	0-0	---	0-0	---	0	0	0	0	0-0	0	0	0	0	0.0		
Timberwolves	5		1200	166-399	.416	37-98	.378	82-102	.804	68	129	197	116	113-0	37	70	18	451	90.2		
SuperSonics	5		1200	180-383	.470	32-106	.302	88-113	.779	57	148	205	115	112-2	42	69	19	480	96.0		



• 1997 PLAYOFFS vs.



FIRST ROUND: Houston wins series, 3-0.

GAME 1 - APRIL 24 AT THE SUMMIT

	1	2	3	4	Final
Minnesota	25	23	17	30	— 95
Houston	31	30	27	24	— 112

Attendance - 16,285

High Scorer	High Reb.
Marbury 28	Garrett 9
Elie 21	Willis 13

Time - 2:10

High Assist
Three with 4
Drexler 8

GAME 2 - APRIL 26 AT THE SUMMIT

	1	2	3	4	Final
Minnesota	20	23	22	19	— 84
Houston	24	17	25	30	— 96

Attendance - 16,285

High Scorer	High Reb.
Marbury 22	Garrett 14
Barkley 20	Barkley 15

Time - 2:29

High Assist
Marbury 6
Drexler 7

GAME 3 - APRIL 29 AT TARGET CENTER

	1	2	3	4	Final
Houston	32	27	32	34	— 125
Minnesota	29	30	32	29	— 120

Attendance - 19,006

High Scorer	High Reb.
Maloney 26	Olajuwon 11
Gugliotta 27	Garrett 15

Time - 2:18

High Assist
Drexler 9
Marbury 13

1997 VS. HOUSTON (0-3)

Player	G	GS	Min	FG-A	Pct	3FG-A	Pct	FT-A	Pct	Off	Def	Tot	Asst	PF-DQ	Stl	TO	Blk	Pts	Avg
Marbury	3	3	117	26-65	.400	6-20	.300	6-10	.600	2	10	12	23	9-0	2	9	0	64	21.3
Gugliotta	3	3	121	23-52	.442	3-4	.750	6-10	.600	2	14	16	13	13-0	7	6	2	55	18.3
Garrett	3	3	125	24-51	.471	1-1	1.00	3-3	1.00	14	14	28	11	6-0	4	4	3	52	17.3
Garrett	3	3	118	15-29	.517	0-0	---	8-10	.800	19	16	35	4	11-0	2	1	3	38	12.7
West	3	3	87	12-22	.545	0-2	.000	9-9	1.00	0	4	4	6	11-0	2	1	1	33	11.0
Robinson	2	0	31	5-12	.417	4-10	.400	0-0	---	1	2	3	3	4-0	2	1	0	14	7.0
Mitchell	3	0	47	6-13	.462	0-0	---	5-8	.625	2	5	7	1	9-0	1	1	1	17	5.7
Porter	3	0	46	5-13	.385	3-9	.333	3-4	.750	1	2	3	9	2-0	2	2	2	16	5.3
Parks	1	0	11	2-3	.667	0-0	---	0-0	---	0	5	5	0	5-0	1	0	0	4	4.0
Heal	2	0	3	2-2	1.00	2-2	1.00	0-0	---	0	0	0	1	0-0	0	0	0	6	3.0
Carr	1	0	8	0-2	.000	0-2	.000	0-0	---	0	2	2	1	0-0	0	1	0	0	0.0
Vrankovic	1	0	6	0-2	.000	0-0	---	0-0	---	1	0	1	0	0-0	0	0	0	0	0.0
Timberwolves	3		720	120-266	.451	19-50	.380	40-54	.741	42	74	116	72	70-0	23	28	12	299	99.7
Rockets	3		720	115-231	.498	35-81	.432	68-90	.756	33	100	133	87	60-0	19	43	12	333	111.0

• INDIVIDUAL CAREER PLAYOFF STATS •

COMPOSITE 1997-2004 (17 WINS, 30 LOSSES)

(sorted by points scored)

	--Rebounds--																		
Player	G	GS	Min	FG-A	Pct	3FG-A	Pct	FT-A	Pct	Off	Def	Tot	Ast	PF-DQ	Stl	TO	Blk	Pts	Avg
Garrett	47	47	2003	415-907	.458	12-36	.333	207-272	.761	136	492	628	236	149-3	63	161	88	1049	22.3
Szczerbiak	29	17	918	127-284	.447	15-56	.268	100-114	.877	30	86	116	51	71-0	22	63	7	369	12.7
Sprewell	18	18	771	130-309	.421	37-96	.385	60-77	.779	11	68	79	72	35-0	29	47	12	357	19.8
Cassell	16	15	497	94-202	.465	25-60	.417	52-61	.852	3	37	40	70	53-2	12	43	3	265	16.6
Peeler	26	18	798	89-247	.360	35-96	.365	15-20	.750	34	77	111	56	65-1	32	29	6	228	8.8
Brandon	12	12	476	90-194	.464	11-25	.440	25-27	.926	8	62	70	87	32-0	16	30	4	216	18.0
Mitchell	23	8	507	61-148	.412	6-26	.231	38-46	.826	17	47	64	23	55-0	5	19	6	166	7.2
Hudson	6	6	221	44-106	.415	17-39	.436	36-38	.947	1	11	12	33	5-0	8	16	0	141	23.5
Hassell	18	18	472	62-119	.521	1-2	.500	13-16	.813	21	23	44	27	42-0	10	16	7	138	7.7
Marbury	8	8	326	48-137	.350	13-45	.289	24-33	.727	7	21	28	61	25-0	14	27	0	133	16.6
Nesterovic	20	15	465	54-115	.470	0-0	---	11-21	.524	29	53	82	19	71-2	6	17	14	119	6.0
Hoiberg	18	0	438	39-86	.453	22-48	.458	15-16	.938	9	57	66	23	29-0	16	8	0	115	6.4
Porter	8	4	234	32-76	.421	13-34	.382	18-22	.818	8	20	28	25	12-0	7	6	2	95	11.9
Garrett	13	8	267	30-61	.492	0-0	---	16-23	.696	31	31	62	9	35-1	5	3	8	76	5.8
Smith	16	6	282	26-67	.388	0-1	.000	23-27	.852	21	34	55	6	52-0	6	13	11	75	4.7
Sealy	8	4	192	27-64	.422	1-3	.333	15-21	.714	7	17	24	8	14-0	3	10	1	70	8.8
Billups	6	3	160	24-57	.421	6-16	.375	15-21	.714	2	18	20	19	19-1	3	10	1	69	11.5
Gugliotta	3	3	121	23-52	.442	3-4	.750	6-10	.600	2	14	16	13	13-0	7	6	2	55	18.3
Trent	22	0	161	21-55	.382	0-2	.000	12-20	.600	15	13	28	4	25-0	1	10	0	54	2.5
Jackson, M.	7	0	111	17-32	.531	0-1	.000	16-19	.842	10	23	33	8	20-0	2	9	1	50	7.1
Martin	16	3	182	14-51	.275	6-20	.300	16-20	.800	5	9	14	23	17-0	4	8	0	50	3.1
Johnson	18	16	356	19-38	.500	0-0	---	10-16	.625	27	57	84	13	56-0	11	6	10	48	2.7
Madsen	17	0	222	17-32	.531	0-0	---	13-29	.448	28	30	58	2	43-0	5	7	4	47	2.8
Hammonds	10	1	133	12-28	.429	0-0	---	16-20	.800	10	14	24	2	22-0	0	5	1	40	4.0
West	3	3	87	12-22	.545	0-2	.000	9-9	1.00	0	4	4	6	11-0	2	1	1	33	11.0
Gill	6	0	118	10-27	.370	2-4	.500	9-14	.643	6	7	13	7	12-0	4	4	1	31	5.2
Olowokandi	15	2	224	12-37	.324	0-1	.000	7-8	.875	16	36	52	2	50-0	2	17	11	31	2.1
Strickland	6	0	73	11-21	.524	0-0	---	6-6	1.00	0	6	6	17	5-0	4	8	2	28	4.7
Ellis	4	0	77	9-23	.391	0-1	.000	6-8	.750	7	7	14	0	13-0	1	5	3	24	6.0
Lopez	7	0	85	8-26	.308	2-7	.286	3-5	.600	5	7	12	6	11-0	5	3	0	21	3.0
Williams	4	0	58	6-15	.400	1-2	.500	7-9	.778	2	7	9	11	14-0	3	3	1	20	5.0
Jackson, B.	7	0	57	6-18	.333	1-6	.167	6-6	1.00	1	8	9	6	7-0	2	3	1	19	2.7
Robinson	6	0	41	6-16	.375	5-13	.385	0-0	---	1	3	4	3	7-0	2	4	0	17	2.8
Slater	4	0	52	6-16	.375	0-0	---	1-2	.500	5	9	14	0	15-1	2	3	3	13	3.3
Jordan	2	0	29	5-8	.625	1-1	1.00	1-2	.500	3	6	9	3	5-0	1	0	0	12	6.0
Avery	2	0	12	3-6	.500	1-2	.500	0-0	---	0	1	1	2	0-0	0	0	1	7	3.5
Heal	2	0	3	2-2	1.00	2-2	1.00	0-0	---	0	0	0	1	0-0	0	0	0	6	3.0
Parks	2	0	12	2-3	.667	0-0	---	0-0	---	0	5	5	0	5-0	1	0	0	4	2.0
Miller	8	0	31	1-4	.250	0-0	---	1-2	.500	0	5	5	1	13-0	0	3	3	3	0.4
Pack	3	0	10	1-5	.200	0-1	.000	1-1	1.00	0	0	0	0	5-0	0	1	0	3	1.0
Wilks	4	0	7	1-2	.500	1-1	1.00	0-0	---	0	0	0	0	0-0	0	0	0	3	0.8
Wheat	1	0	3	1-2	.500	0-0	---	0-0	---	0	1	1	0	0-0	1	0	0	2	2.0
Woods	2	0	2	1-3	.333	0-0	---	0-0	---	1	0	1	0	0-0	0	0	0	2	1.0
Roberts	1	0	8	0-1	.000	0-0	---	1-2	.500	1	1	2	0	0-0	0	1	0	1	1.0
Carr	1	0	8	0-2	.000	0-2	.000	0-0	---	0	2	2	1	0-0	0	1	0	0	0.0
Curley	2	0	7	0-0	---	0-0	---	0-0	---	0	0	0	0	0-0	0	0	0	0	0.0
Patterson	2	0	7	0-0	---	0-0	---	0-0	---	1	3	4	2	1-0	0	1	0	0	0.0
Vrankovic	1	0	6	0-2	.000	0-0	---	0-0	---	1	0	1	0	0-0	0	0	0	0	0.0
Timberwolves	47	47	11330	1618-3728	.434	239-655	.365	830-1063	.781	522	1432	1954	958	1134-11	317	666	215	4305	91.6
Opponents	47	47	11330	1659-3733	.444	302-832	.363	878-1198	.733	527	1432	1959	1068	1025-11	345	602	199	4498	95.7

2012-13
TIMBERWOLVES
MEDIA GUIDE

NBA



WOLVES UNITED





JOSH SMITH

OWNERS: Bruce Levenson, Michael Gearon
PRESIDENT, HAWKS AND PHILLIPS ARENA: Bob Williams
EXECUTIVE VICE PRESIDENT/GENERAL MANAGER: Rick Sund
ASSISTANT GENERAL MANAGERS: David Pendergraft, Scott Wilkinson
HEAD COACH: Larry Drew
ASSISTANT COACHES: Lester Conner, Bob Bender, Kenny Gattison, Tyrone Hill
PLAYER DEVELOPMENT INSTRUCTOR: Nick Van Exel
ASSISTANT COACH/PLAYER PERFORMANCE: Pete Radulovic
HEAD ATHLETIC TRAINER: Wally Blase
VICE PRESIDENT OF MEDIA RELATIONS: Arthur Triche
DIRECTOR OF MEDIA RELATIONS: Jon Steinberg
SENIOR MANAGER OF MEDIA RELATIONS: Jason Roose
HOME COURT: Philips Arena (18,238; 1999)
FOUNDED: 1949-50 - Tri-Cities Blackhawks; 1951-52 - Milwaukee Hawks;
 1955-56 - St. Louis Hawks; 1968-69 - Atlanta Hawks

12-13 VS. HAWKS

Tue., Jan. 8 @ MN 7:00 p.m.
 Mon., Jan. 21 @ ATL 1:00 p.m.

• ATLANTA HAWKS •

EASTERN CONFERENCE - SOUTHEAST DIVISION
 101 Marietta St. | Suite 1900 | Atlanta, GA 30303
 404.878.3800



2011-12 WOLVES VS. HAWKS (0-1)

DATE	SITE	FINAL SCORE	WOLVES HIGH	HAWKS HIGH	ATTENDANCE
1/14/12	Atlanta	L 91-93	Love 30	Johnson 25	13,135

SERIES FACTS

OVERALL: 16-27 • HOME: 10-11 • ROAD: 5-17 • PRESEASON: 2-4

Biggest Wolves Win: 23 (103-80 - 01/26/02, Home)

Biggest Wolves Loss: 25 (87-112 - 12/22/09, Home)

Current Overall Streak: L11 Home: L5 Road: L9

Last Wolves Win: 84-83 @ Minnesota, 04/09/06

Last Wolves Loss: 91-93 @ Atlanta, 1/14/12

GAME-BY-GAME

DATE	H/A	W/L	MIN-OPP	DATE	H/A	W/L	MIN-OPP	DATE	H/A	W/L	MIN-OPP
12/09/89	A	L	91-104	01/26/02	H	W	103-80				
02/18/90	H	W	108-98								
01/05/91	A	L	112-117*	11/20/02	A	W	103-93				
04/11/91	H	W	112-98	12/12/02	H	W	113-95				
12/28/91	A	L	122-125*	01/02/04	H	W	93-75				
03/27/92	H	L	103-105	02/04/04	A	L	89-97				
12/26/92	H	L	105-113	01/26/05	H	W	104-87				
03/19/93	A	L	103-121	04/09/05	A	L	98-105				
01/22/94	H	L	81-98	04/05/06	A	L	99-101				
03/01/94	A	L	99-102	04/09/06	H	W	84-83				
11/23/94	H	L	77-89	01/17/07	H	L	88-105				
12/13/94	A	L	83-85*	03/10/07	A	L	93-99				
12/12/95	A	W	85-78	11/24/07	H	L	87-94				
02/25/96	H	L	76-92	12/06/07	A	L	89-90				
01/14/97	A	L	93-95	02/04/09	H	L	86-94				
04/12/97	H	L	66-80	03/23/09	A	L	97-109				
01/27/98	H	W	113-96	12/22/09	H	L	87-112				
04/05/98	A	W	97-96	02/24/10	A	L	92-98				
12/14/99	A	L	94-105	11/05/10	H	L	103-113				
04/04/00	H	W	86-76*	11/14/10	A	L	105-111				
11/18/00	A	W	94-84	01/14/12	A	L	91-93				
12/28/00	H	W	88-81								
01/05/02	A	W	112-96								



PAUL PIERCE

MANAGING PARTNER, GOVERNOR & CEO: Wyc Grousbeck
PRESIDENT OF BASKETBALL OPERATIONS: Danny Ainge
HEAD COACH: Glenn "Doc" Rivers
ASSISTANT COACHES: Armond Hill, Kevin Eastman, Mike Longabardi
ATHLETIC TRAINER: Ed Lacerte
VICE PRESIDENT, MEDIA SERVICES/ALUMNI RELATIONS: Jeff Twiss
SENIOR DIRECTOR OF PUBLIC RELATIONS: Heather Walker
MEDIA RELATIONS COORDINATOR: Brian Olive
HOME COURT: TD Garden (18,624; 1995)
FOUNDED: 1946-47
NBA TITLES: 17 (1956-57, 1958-59, 1959-60, 1960-61, 1961-62, 1962-63, 1963-64, 1964-65, 1965-66, 1967-68, 1968-69, 1973-74, 1975-76, 1980-81, 1983-84, 1985-86, 2007-08)

12-13 VS. CELTICS

Wed., Dec. 5 @ BOS 6:30 p.m.
 Mon., Apr. 1 @ MN 7:00 p.m.

• BOSTON CELTICS •

EASTERN CONFERENCE - ATLANTIC DIVISION

226 Causeway Street | Boston, MA 02144
 617.854.8000



2011-12 WOLVES VS. CELTICS (0-1)

DATE	SITE	FINAL SCORE	WOLVES HIGH	CELTICS HIGH	ATTENDANCE
03/30/12	Minnesota	L 79-100	Love 22	Garnett 24	19,356

SERIES FACTS

OVERALL: 16-28 • HOME: 8-14 • ROAD: 8-14 • PRESEASON: 2-5

Biggest Wolves Win: 25 (110-85 - 01/30/06, Home)

Biggest Wolves Loss: 33 (82-115 - 02/05/95, Road)

Current Overall Streak: L10 Home: L5 Road: L6

Last Wolves Win: 109-107 @ Minnesota, 02/11/07

Last Wolves Loss: 79-100 @ Minnesota, 03/30/12

GAME-BY-GAME

DATE	H/A	W/L	MIN-OPP	DATE	H/A	W/L	MIN-OPP	DATE	H/A	W/L	MIN-OPP
11/17/89	A	L	99-116	01/02/98	A	L	89-93	01/18/06	A	L	96-103
02/02/90	H	W	116-105	01/21/98	H	W	104-95	01/30/06	H	W	110-85
01/28/91	H	L	87-108	03/24/99	A	W	87-68	02/11/07	H	W	109-107
02/27/91	A	L	111-116					03/04/07	A	L	117-124**
01/04/92	H	W	100-96	01/13/00	H	W	103-85	01/25/08	A	L	86-87
01/10/92	A	W	104-94	03/22/00	A	W	109-106	02/08/08	H	L	86-88
11/06/92	A	L	92-113	12/01/00	A	W	102-98	11/21/08	H	L	78-95
12/15/92	H	L	119-124**	01/15/01	H	L	102-107	02/01/09	A	L	101-109
01/08/94	H	W	108-90	02/01/02	A	W	98-98*	11/04/09	H	L	90-92
04/08/94	A	L	108-112	04/15/02	H	L	90-93	12/20/09	A	L	104-122
11/12/94	H	L	101-114	11/09/02	H	L	99-105	01/03/11	A	L	93-96
02/05/95	A	L	82-115	12/20/02	A	L	99-108	03/27/11	H	L	82-85
12/22/95	A	L	113-114	12/15/03	A	W	116-95	03/30/12	H	L	79-100
03/27/96	H	L	116-121	03/07/04	H	L	77-80				
01/03/97	A	W	94-84	02/06/05	H	L	100-103				
03/16/97	H	W	119-101	03/06/05	A	W	99-97				



• BROOKLYN NETS •

EASTERN CONFERENCE - ATLANTIC DIVISION

15 Metro Tech Center | 11th Floor, Brooklyn, NY 11201
718.933.3000



DERON WILLIAMS

PRINCIPLE OWNER: Mikhail Prokhorov

GENERAL MANAGER: Billy King

ASSISTANT GENERAL MANAGER: Bobby Marks

HEAD COACH: Avery Johnson

ASSISTANT COACHES: P.J. Carlesimo, Mario Ellie, Popeye Jones, Doug Overton

ATHLETIC TRAINER: Tim Walsh

VICE PRESIDENT, PUBLIC RELATIONS: Gary Sussman

SENIOR DIRECTOR, PUBLIC RELATIONS: Aaron Harris

MANAGER, PUBLIC RELATIONS: Patrick Rees

HOME COURT: Barclays Center (18,200; 2012)

FOUNDED: 1967-68 - New Jersey Americans; 1968-69 - New York Nets; entered NBA - 1976-77; 1977-78 - New Jersey Nets; 2012-13 - Brooklyn Nets

NBA TITLES: None

12-13 VS. NETS

Mon., Nov. 5 @ BRK 6:30 p.m.
Wed., Jan. 23 @ MN 7:00 p.m.

2011-12 WOLVES VS. NETS (1-0)

DATE	SITE	FINAL SCORE	WOLVES HIGH	NETS HIGH	ATTENDANCE
02/03/12	New Jersey	W 108-105	Pekovic 27	Morrow 42	15,069

SERIES FACTS

OVERALL: 24-19 • HOME: 17-4 • ROAD: 7-15 • PRESEASON: 0-3

Biggest Wolves Win: 21 (96-75 - 03/26/05, Road)

Biggest Wolves Loss: 29 (84-113 - 12/05/08, Road)

Current Overall Streak: W1 Home: W8 Road: W1

Last Wolves Win: 108-105 at New Jersey, 02/03/12

Last Wolves Loss: 105-107 @ New Jersey, 04/05/11

GAME-BY-GAME

DATE	H/A	W/L	MIN-OPP	DATE	H/A	W/L	MIN-OPP	DATE	H/A	W/L	MIN-OPP
12/05/89	H	W	92-90	04/02/97	H	W	94-89	03/01/06	H	W	100-90
02/21/90	A	L	93-95	12/26/97	H	W	116-96	03/23/06	A	L	82-86
				01/10/98	A	W	108-101	12/30/06	A	L	92-100
03/20/91	A	L	111-118*	02/20/00	H	L	89-91	01/13/07	H	W	109-98
04/09/91	H	W	109-89	03/24/00	A	L	116-115*	01/27/08	H	W	98-95
01/08/92	A	L	97-103	12/12/00	A	L	94-116	02/12/08	A	L	88-92
01/18/92	H	L	100-112	03/25/01	H	L	105-91	12/05/08	A	L	84-113
11/12/92	A	W	88-84	12/19/01	A	L	112-117*	03/29/09	H	W	108-99
12/30/92	H	L	92-118	03/31/02	H	W	86-85	10/28/09	H	W	95-93
11/24/93	H	W	107-106	11/04/02	A	L	82-106	12/23/09	A	W	103-99
01/19/94	A	L	91-112	11/23/02	H	L	82-96	01/01/11	H	W	103-88
12/16/94	H	W	94-93	10/31/03	A	L	61-84	04/05/11	A	L	105-107
01/14/95	A	L	84-93	02/25/04	H	W	81-68	02/03/12	A	W	108-105
12/06/95	H	W	108-97	02/15/05	H	W	82-71				
01/20/96	A	L	97-103*	03/26/05	A	W	96-75				
01/09/97	A	W	110-107								



KEMBA WALKER

CHAIRMAN AND CEO: Michael Jordan
PRESIDENT & CHIEF OPERATING OFFICER: Fred Whitfield
PRESIDENT OF BASKETBALL OPERATIONS: Rod Higgins
GENERAL MANAGER: Rich Cho
HEAD COACH: Paul Silas
ASSISTANT COACHES: Ralph Lewis, Stephan Silas, Rob Werdann
HEAD ATHLETIC TRAINER: Steve Stricker
DIRECTOR, BASKETBALL COMMUNICATIONS: B.J. Evans
MANAGER, BASKETBALL COMMUNICATIONS: Josh Rosen
HOME COURT: Time Warner Cable Arena (19,077; 2005)
FOUNDED: 2004-05
NBA TITLES: None

12-13 VS. BOBCATS

Wed., Nov. 14 @ MN 7:00 p.m.
 Sat., Jan. 26 @ CHA 6:00 p.m.

• CHARLOTTE BOBCATS •

EASTERN CONFERENCE - SOUTHEAST DIVISION

333 East Trade Street | Charlotte, NC 28202

704.688.8600



2011-12 WOLVES VS. BOBCATS (2-0)

DATE	SITE	FINAL SCORE	WOLVES HIGH	BOBCATS HIGH	ATTENDANCE
02/15/12	Minnesota	W 102-90	Love 30	Walker 21	15,139
03/28/12	Charlotte	W 88-83	Love 40	Maggette 22	10,540

SERIES FACTS

OVERALL: 6-10 • HOME: 4-4 • ROAD: 2-6 • PRESEASON: 0-0

Biggest Wolves Win: 13 (102-89 - 11/19/05, Home)

Biggest Wolves Loss: 20 (89-109 - 03/04/08, Home)

Current Overall Streak: W2 Home: W1 Road: W1

Last Wolves Win: 88-83 @ Charlotte, 03/28/12

Last Wolves Loss: 105-108 (OT) @ Minnesota, 01/05/11

GAME-BY-GAME

DATE	H/A	W/L	MIN-OPP	DATE	H/A	W/L	MIN-OPP	DATE	H/A	W/L	MIN-OPP
01/05/05	A	L	84-102	02/10/10	H	L	92-93				
03/08/05	H	W	102-97	03/24/10	A	L	95-108				
11/19/05	H	W	102-89	11/15/10	A	L	110-113				
04/04/06	A	L	92-97	01/05/11	H	L	105-108*				
01/01/07	A	W	102-96	02/15/12	H	W	102-90				
02/21/07	H	L	95-100	03/28/12	A	W	88-83				
03/04/08	H	L	89-109								
04/08/08	A	L	119-121								
12/01/08	A	L	90-100								
03/14/09	H	W	108-100								



CARLOS BOOZER

CHAIRMAN: Jerry Reinsdorf
PRESIDENT AND CHIEF OPERATING OFFICER: Michael Reinsdorf
EXECUTIVE VP, BASKETBALL OPERATIONS: John Paxson
EXECUTIVE VP, BUSINESS OPERATIONS: Steve Schanwald
GENERAL MANAGER: Gar Forman
HEAD COACH: Tom Thibodeau
ASSISTANT COACHES: Ron Adams, Andy Greer, Adrian Griffin, Ed Pinckney, Mike Wilhelm
HEAD ATHLETIC TRAINER: Fred Tedeschi
SR. DIRECTOR, PUBLIC AND MEDIA RELATIONS: Tim Hallam
DIRECTOR, PUBLIC AND MEDIA RELATIONS: Sebrina Brewster
MANAGER, PUBLIC AND MEDIA RELATIONS: Matt Yob
COORDINATOR, PUBLIC AND MEDIA RELATIONS: Shaun Hickombottom
HOME COURT: United Center (20,917; 1994)
FOUNDED: 1966-67
NBA TITLES: Six (1990-91, 1991-92, 1992-93, 1995-96, 1996-97, 1997-98)

12-13 VS. BULLS

Sat., Nov. 10 @ CHI 7:00 p.m.
 Sun., Mar. 24 @ MN 7:00 p.m.

• CHICAGO BULLS •

EASTERN CONFERENCE - CENTRAL DIVISION

1901 W. Madison Street | Chicago, IL 6061

312.455.4000



2011-12 WOLVES VS. BULLS (0-1)

DATE	SITE	FINAL SCORE	WOLVES HIGH	BULLS HIGH	ATTENDANCE
01/10/12	Minnesota	L 100-111	Ridnour 22	Rose 31	19,356

SERIES FACTS

OVERALL: 17-26 • HOME: 10-12 • ROAD: 7-14 • PRESEASON: 7-7

Biggest Wolves Win: 53 (127-74 - 11/08/01, Home)

Biggest Wolves Loss: 32 (99-131 - 03/12/91, Road)

Current Overall Streak: L5 Home: L3 Road: L2

Last Wolves Win: 109-108 @ Minnesota, 01/25/09 (OT)

Last Wolves Loss: 100-111 @ Minnesota, 01/10/12

GAME-BY-GAME

DATE	H/A	W/L	MIN-OPP	DATE	H/A	W/L	MIN-OPP	DATE	H/A	W/L	MIN-OPP
11/08/89	H	L	84-96	12/30/99	H	W	94-76	01/09/10	A	L	96-110
12/26/89	A	L	99-112	11/28/00	A	W	96-76	02/19/10	H	L	94-100
11/07/90	H	L	91-96	12/05/00	H	W	100-90	12/11/10	A	L	82-113
03/12/91	A	L	99-131	11/08/01	H	W	127-74	03/30/11	H	L	91-108
02/22/92	A	L	90-105	12/22/01	A	W	95-74	01/10/12	H	L	100-111
03/05/92	H	L	100-113	12/27/02	A	W	113-100				
11/17/92	H	L	103-124	04/13/03	H	W	119-95				
03/23/93	A	L	100-107	11/13/03	A	W	92-89*				
12/22/93	A	L	98-106	12/30/03	H	W	98-93				
03/20/94	H	L	80-90	12/11/04	A	L	88-89				
11/11/94	H	L	100-112	02/13/05	H	L	83-87				
01/20/95	A	L	86-93	01/11/06	H	W	99-93				
02/16/96	H	L	100-103	02/28/06	A	L	100-111				
02/27/96	A	L	99-120	12/09/06	A	W	91-81				
12/11/96	A	L	86-103	12/26/06	H	W	100-98				
01/15/97	H	L	102-112	01/29/08	A	L	85-96				
12/30/97	H	W	99-95	01/30/08	H	W	83-67				
04/03/98	A	L	93-107	01/03/09	A	W	102-92				
12/22/99	A	W	106-86	01/25/09	H	W	109-108*				



• CLEVELAND CAVALIERS •

EASTERN CONFERENCE - CENTRAL DIVISION

One Center Court | Cleveland, OH 4411

216.420.2000



KYRIE IRVING

MAJORITY OWNER/CHAIRMAN: Dan Gilbert

VICE CHAIRMEN: Jeff Cohen, Nate Forbes

PRESIDENT: Len Komoroski

GENERAL MANAGER: Chris Grant

HEAD COACH: Byron Scott

ASSISTANT COACHES: Paul Pressey, Jamahl Mosley, Joe Prunty, Nate Tibbetts

ASSISTANT COACH/STRENGTH AND CONDITIONING COORDINATOR: Stan Kellers

HEAD ATHLETIC TRAINER: Max Benton

SR. VICE PRESIDENT, COMMUNICATIONS: Tad Carper

DIRECTOR, BASKETBALL COMMUNICATIONS: Garin Narain

BASKETBALL COMMUNICATIONS COORDINATOR: Jeff Schaefer

HOME COURT: Quicken Loans Arena (20,562; 1994)

FOUNDED: 1970-71

NBA TITLES: None

12-13 VS. CAVS

Fri., Dec. 7 @ MN 7:00 p.m. CT

Mon., Feb. 11 @ CLE 6:00 p.m. CT

2011-12 WOLVES VS. CAVALIERS (0-1)

DATE	SITE	FINAL SCORE	WOLVES HIGH	CAVALIERS HIGH	ATTENDANCE
01/06/12	Minnesota	L 87-98	Love 29	Jamison 22	16,943

SERIES FACTS

OVERALL: 15-28 • HOME: 8-14 • ROAD: 7-14 • PRESEASON: 0-2

Biggest Wolves Win: 34 (129-95 - 12/04/10, Home)

Biggest Wolves Loss: 33 (81-114 - 02/22/94, Road; 79-112 - 11/22/94, Road; and 81-114 - 01/29/02, Road)

Current Overall Streak: L1 Home: L1 Road: W1

Last Wolves Win: 98-97 @ Cleveland, 12/26/10

Last Wolves Loss: 87-98 @ Minnesota, 01/06/12

GAME-BY-GAME

DATE	H/A	W/L	MIN-OPP	DATE	H/A	W/L	MIN-OPP	DATE	H/A	W/L	MIN-OPP
12/02/89	A	W	101-74	12/30/96	A	L	96-108	11/26/05	A	W	89-85
01/26/90	H	L	84-85	11/21/97	H	L	80-103	02/08/06	H	L	91-97
02/02/91	A	L	110-113*	02/02/98	A	L	99-109	11/17/06	A	L	76-92
03/22/91	H	W	110-105	12/20/99	A	W	100-94	04/03/07	H	L	88-101
01/07/92	H	L	98-113	03/21/00	H	W	111-107*	11/21/07	H	L	86-97
02/02/92	A	L	95-106	02/01/01	A	W	90-81	02/29/08	A	L	84-92
01/09/93	A	L	93-116	03/18/01	H	W	91-76	12/17/08	H	L	70-93
03/04/93	H	L	95-103	11/13/01	H	L	103-107	03/27/09	A	L	85-107
02/18/94	H	L	78-85	01/29/02	A	L	81-114	10/30/09	H	L	87-104
02/22/94	A	L	81-114	02/12/03	A	W	102-91	01/27/10	A	L	95-109
11/22/94	A	L	79-112	02/28/03	H	W	118-95	12/04/10	H	W	129-95
03/17/95	H	W	80-77	11/21/03	A	W	97-83	12/26/10	A	W	98-97
12/15/95	H	L	88-100	02/06/04	H	W	103-92	01/06/12	H	L	87-98
12/19/95	A	L	95-100	12/21/04	A	L	97-107				
12/14/96	H	L	93-101	02/17/05	H	W	94-88				



NBA TITLES: One, 2010-11

Mon., Nov. 12	@ DAL	7:30 p.m.
Sat., Dec. 15	@ MN	7:00 p.m.
Mon., Jan. 14	@ DAL	7:30 p.m.
Sun., Mar. 10	@ MN	6:00 p.m. CT

DATE	SITE	FINAL SCORE	WOLVES HIGH	MAVERICKS HIGH	ATTENDANCE
01/01/12	Minnesota	W 99-82	Love 25	Nowitzki 21	15,115
01/25/12	Dallas	W 105-90	Love 31	Terry 17	20,150
02/10/12	Minnesota	L 97-104	Love 32	Nowitzki 33	17,119

DATE	H/A	W/L	MIN-OPP	DATE	H/A	W/L	MIN-OPP	DATE	H/A	W/L	MIN-OPP
11/24/89	A	L	89-99	02/05/96	H	W	104-92				
12/13/89	H	L	87-90	03/22/96	A	W	110-84	11/22/04	A	W	83-82
02/08/90	A	L	77-90					12/07/04	H	L	87-97
02/25/90	H	L	82-87	11/14/96	H	W	100-90	03/13/05	H	L	93-102
03/30/90	A	W	84-82	01/30/97	A	W	92-82	03/15/05	A	W	100-91
				02/27/97	A	W	107-105**				
11/02/90	H	W	98-85	04/16/97	H	L	77-92	12/18/05	A	L	95-102
11/20/90	A	W	92-91*					01/04/06	H	W	91-78
01/02/91	H	W	115-95	01/17/98	A	W	113-110*	01/07/06	A	L	79-83
02/26/91	H	W	100-94	02/15/98	H	W	105-99*				
04/17/91	A	L	100-102	03/03/98	H	L	99-110	11/27/06	A	L	87-93
				03/23/98	A	L	87-91	02/03/07	A	L	93-94
11/06/91	H	L	94-97					02/27/07	H	L	65-91
11/30/91	A	L	78-79	03/30/99	H	W	98-78	04/11/07	H	L	88-105
02/21/92	A	L	94-109	04/05/99	H	W	100-93				
02/26/92	H	W	106-105	04/15/99	A	L	95-101	11/28/07	A	L	103-109
04/03/92	A	W	104-95					01/06/08	H	L	78-101
				12/04/99	H	L	84-103	02/24/08	H	L	83-99
11/10/92	H	W	118-104	12/18/99	A	W	108-104				
12/10/92	A	W	111-88	03/09/00	A	W	100-79	11/01/08	H	L	85-95
01/02/93	H	W	103-71	04/19/00	H	L	107-113	12/30/08	A	L	100-107
02/26/93	H	W	99-89					03/31/09	H	L	88-108
04/23/93	A	L	100-103	01/10/01	H	L	86-106	04/13/09	A	L	94-96
				03/15/01	A	A	83-103				
11/12/93	H	L	99-115	03/21/01	A	W	109-97	11/13/09	H	L	77-89
12/23/93	H	L	89-93	04/18/01	A	L	100-120	02/05/10	A	W	117-108
01/12/94	A	W	103-85					03/03/10	A	L	109-112
02/02/94	H	L	88-92	12/15/01	A	L	117-125	03/08/10	H	L	112-125
02/08/94	A	L	105-109*	12/18/01	H	L	103-107				
04/24/94	A	L	102-116	02/19/02	A	W	117-100	12/01/10	A	L	86-100
				03/28/02	H	W	113-111	03/07/11	H	L	105-108
11/29/94	A	L	83-84					03/24/11	A	L	96-104
01/27/95	A	W	102-94	01/30/03	A	L	109-112				
02/01/95	H	L	83-104	02/11/03	H	W	100-98	01/01/12	H	W	99-82
03/22/95	H	L	96-99	03/10/03	A	W	92-83	01/25/12	A	W	105-90
04/07/95	A	L	94-111	03/30/03	H	L	95-119	02/10/12	H	L	97-104
				11/29/03	A	A	88-92				
				12/18/03	H	L	114-109				
12/23/95	H	W	111-98	01/03/04	A	L	112-119				
02/03/96	A	W	105-96	03/03/04	H	W	121-97				



TY LAWSON

OWNER: E. Stanley Kroenke

PRESIDENT & GOVERNOR: Josh Kroenke

EXECUTIVE VP OF BASKETBALL OPERATIONS: Masai Ujiri

HEAD COACH: George Karl

ASSISTANT COACHES: John Welch, Melvin Hunt, Chad Iske

HEAD ATHLETIC TRAINER: Jim Gillen

DIRECTOR OF MEDIA RELATIONS: Tim Gelt

MEDIA RELATIONS MANAGER: Nick O'Hayre

HOME COURT: Pepsi Center (19,155; 1999)

FOUNDED: 1967-68 - Denver Rockets; 1974-75 - Denver Nuggets;
entered NBA - 1976-77

NBA TITLES: None

12-13 VS. NUGGETS

Wed., Nov. 21 @ MN 7:00 p.m.

Wed., Dec. 12 @ MN 7:00 p.m.

Thu., Jan. 3 @ DEN 8:00 p.m.

Sat., Mar. 9 @ DEN 8:00 p.m.

• **DENVER NUGGETS** •

WESTERN CONFERENCE - NORTHWEST DIVISION

1000 Chopper Circle | Denver, CO 8020

303.405.1100

2011-12 WOLVES VS. NUGGETS (1-3)

DATE	SITE	FINAL SCORE	WOLVES HIGH	NUGGETS HIGH	ATTENDANCE
02/20/12	Denver	L 101-103 (OT)	Love 22	Harrington 31	17,263
03/25/12	Minnesota	W 117-100	Love 30	Faried 17	20,023
04/11/12	Denver	L 107-113	Randolph 28	Lawson 24	15,823
04/26/12	Minnesota	L 102-131	Barea 20	McGee 19	14,824



SERIES FACTS

OVERALL: 38-60 · HOME: 23-26 · ROAD: 15-34 · PRESEASON: 2-2 · PLAYOFFS: 4-1

Biggest Wolves Win: 27 (107-80 - 02/13/98, Road)

Biggest Wolves Loss: 29 (102-131 - 04/26/12, Home)

Current Overall Streak: L2 Home: L1 Road: L5

Last Wolves Win: 117-100 @ Minnesota, 03/25/12

Last Wolves Loss: 102-131. @ Minnesota. 04/26/12

GAME-BY-GAME

DATE	H/A	W/L	MIN-OPP	DATE	H/A	W/L	MIN-OPP	DATE	H/A	W/L	MIN-OPP
11/22/89	H	L	93-96	04/14/96	H	L	91-98				
03/07/90	H	L	73-86					11/04/04	A	L	92-94*
03/18/90	A	L	98-103	11/29/96	A	W	108-103	01/14/05	A	W	93-83
04/17/90	H	L	89-99	12/28/96	H	W	103-96*	02/09/05	H	W	98-92
04/22/90	A	L	108-115	03/07/97	H	W	96-83	04/08/05	H	L	104-107
				03/26/97	A	W	102-100				
11/15/90	A	L	108-121					11/13/05	A	L	91-102
01/21/91	A	L	110-115	11/28/97	A	L	84-95	01/13/06	H	W	103-89
02/18/91	H	W	128-114	01/03/98	H	W	109-87	02/24/06	H	L	101-102*
03/14/91	A	L	105-112	02/13/98	A	W	107-80	03/31/06	A	L	94-106
04/04/91	H	W	134-122	03/20/98	H	W	104-88				
								11/03/06	A	W	112-109
11/07/91	A	L	77-88	02/05/99	A	W	110-92	12/01/06	H	L	92-106
11/27/91	H	W	101-92	03/19/99	A	W	105-101	02/14/07	H	W	99-94
02/03/92	H	W	114-99	04/02/99	H	W	107-88	04/16/07	A	L	107-122
03/23/92	H	L	95-100								
03/31/92	A	W	121-114*	11/26/99	A	L	105-114	11/02/07	H	L	91-99
				11/30/99	H	W	109-92	11/23/07	A	L	93-99
11/21/92	A	L	118-131	02/05/00	A	W	105-97*	01/04/08	H	L	107-118
01/15/93	A	W	99-89	02/15/00	H	L	104-107*	01/19/08	A	L	108-111
01/25/93	A	L	97-102								
03/16/93	H	W	100-97	11/08/00	A	L	107-109*	11/16/08	A	L	84-90
04/04/93	A	W	94-120	11/29/00	H	L	100-107	11/29/08	H	L	97-106
				03/02/01	A	W	89-71	12/10/08	A	L	105-116
11/20/93	H	L	89-90	03/23/01	H	W	101-90	04/05/09	H	L	87-110
12/26/93	A	L	97-100								
01/05/94	H	W	109-95	12/26/01	A	W	94-91	11/25/09	H	L	111-124
03/06/94	A	L	97-117	02/15/02	H	L	98-89	11/29/09	A	W	106-100
04/17/94	H	L	88-99	04/04/02	A	L	87-88	01/11/10	A	L	94-105
				04/17/02	H	W	104-90	03/10/10	H	L	102-110
11/04/94	A	L	108-130								
12/06/94	H	L	95-102	10/30/02	H	W	83-77	12/18/10	A	L	113-115
01/03/95	H	L	99-108**	12/09/02	A	W	92-84	12/29/10	H	L	113-119
02/28/95	A	L	101-114	01/13/03	H	W	89-75	02/05/11	H	L	100-113
04/10/95	H	L	107-114	02/19/03	A	W	85-77	04/09/11	A	L	106-130
04/19/95	A	L	81-106								
				11/18/03	H	W	89-76	02/20/12	A	L	101-103 (OT)
12/02/95	A	L	105-109	01/26/04	A	W	97-95	03/25/12	H	W	117-100
01/30/96	H	L	86-88					04/11/12	A	L	107-113
				03/21/04	H	L	98-77	04/26/12	H	L	102-131
04/02/96	A	L	78-86	03/24/04	A	W	92-101				



GREG MONROE

PRINCIPAL OWNER: Tom Gores
PRESIDENT & CEO, PALACE SPORTS & ENTERTAINMENT/PISTONS: Dennis Mannion
PRESIDENT, BASKETBALL OPERATIONS: Joe Dumars
ASSISTANT GENERAL MANAGER: George David
HEAD COACH: Lawrence Frank
ASSISTANT COACHES: Brian Hill, John Loyer, Roy Rogers, Dee Brown, Charles Klask, Bill Pope
ATHLETIC TRAINER: Mike Abdenour
VICE PRESIDENT, PUBLIC RELATIONS: Kevin Grigg
DIRECTOR, PUBLIC RELATIONS: Cletus Lewis Jr.
PUBLIC RELATIONS COORDINATOR: Michelle Fikany
HOME COURT: The Palace of Auburn Hills (22,076; 1988)
FOUNDED: 1948-49 - Fort Wayne Pistons; 1957-58 - Detroit Pistons
NBA TITLES: Five (1954-55, 1955-56, 1988-89, 1989-90, 2003-04)

12-13 VS. PISTONS

Tue., Mar. 26 @ DET 6:30 p.m.
 Sat., Apr. 6 @ MN 7:00 p.m.

• DETROIT PISTONS •

EASTERN CONFERENCE - CENTRAL DIVISION
 Six Championship Drive | Auburn Hills, MI 4832
 248.377.0100



2011-12 WOLVES VS. PISTONS (2-0)

DATE	SITE	FINAL SCORE	WOLVES HIGH	PISTONS HIGH	ATTENDANCE
01/18/12	Minnesota	W 93-85	Love 20	Prince 29	15,598
04/19/12	Detroit	W 91-80	Pekovic 23	Prince 18	12,458

SERIES FACTS

OVERALL: 22-23 • HOME: 13-10 • ROAD: 9-13 • PRESEASON: 10-4

Biggest Wolves Win: 26 (106-80 - 11/23/08, Road)

Biggest Wolves Loss: 30 (83-113 - 02/19/96, Road)

Current Overall Streak: W4 Home: W2 Road: W2

Last Wolves Win: 91-80 @ Detroit, 04/19/12

Last Wolves Loss: 98-103 @ Minnesota, 04/14/10

GAME-BY-GAME

DATE	H/A	W/L	MIN-OPP	DATE	H/A	W/L	MIN-OPP	DATE	H/A	W/L	MIN-OPP
01/12/90	A	L	86-97	03/01/98	H	W	115-113**	01/15/07	A	W	94-90*
01/27/90	H	L	83-85					01/19/07	H	L	98-104**
				04/11/99	H	W	88-79				
12/28/90	H	L	85-97					04/04/08	H	L	90-94
04/05/91	A	L	82-101					04/15/08	A	L	103-115
				01/08/00	A	W	110-105				
01/23/92	H	L	100-111	04/10/00	H	W	102-100	11/23/08	A	W	106-80
02/13/92	A	W	96-93					01/28/09	H	L	89-98
				12/15/00	A	W	99-90				
11/28/92	H	W	82-80	02/28/01	H	W	111-100	02/16/10	A	L	85-108
01/29/93	A	L	103-112					04/14/10	H	L	98-103
				01/07/02	H	W	109-93				
11/05/93	A	L	99-104	01/23/02	A	L	83-104	12/10/10	H	W	109-99
12/11/93	H	L	80-92					03/02/11	A	W	116-105
				12/28/02	A	L	82-106				
11/08/94	A	L	112-126	02/21/03	H	W	103-96	01/18/12	H	W	93-85
01/13/95	H	W	104-92					04/19/12	A	W	91-80
				01/23/04	H	W	80-79				
02/19/96	A	L	83-113	02/20/04	A	W	88-87				
02/23/96	H	W	94-93								
				11/17/04	A	L	85-93				
03/05/97	H	L	88-92	01/24/05	H	W	86-83				
03/21/97	A	L	98-112	01/24/06	H	L	83-107				
12/28/97	A	W	93-89	02/01/06	A	L	74-90				



• GOLDEN STATE WARRIORS •

WESTERN CONFERENCE - PACIFIC DIVISION

1011 Broadway | Oakland, CA 9460

510.986.2200



STEPHEN CURRY

CO-EXECUTIVE CHAIRMAN, CEO & GOVERNOR: Joe Lacob

CO-EXECUTIVE CHAIRMAN & ALTERNATE GOVERNOR: Peter Guber

PRESIDENT & COO: Rick Welts

GENERAL MANAGER: Bob Myers

HEAD COACH: Mark Jackson

ASSISTANT COACHES: Michael Malone, Pete Myers, Darren Eman, Bob Beyer, Jerry DeGregorio

ASSISTANT COACH/PLAYER DEVELOPMENT: Kris Weems

HEAD ATHLETIC TRAINER: Chad Bergman

VICE PRESIDENT, COMMUNICATIONS: Raymond Ridder

EXECUTIVE DIRECTOR, PUBLIC RELATIONS: Dan Martinez

ASSISTANT, PUBLIC RELATIONS: Brett Winkler, Ryan Donough

DIRECTOR, CORPORATE COMMUNICATIONS: Lisa Goodwin

HOME COURT: ORACLE Arena (19,596; 1997)

FOUNDED: 1946-47 - Philadelphia Warriors; 1962-63 - San Francisco Warriors; 1971-72 - Golden State Warriors

NBA TITLES: Three (1946-47, 1955-56, 1974-75)

12-13 VS. WARRIORS

Fri., Nov. 16	@ MN	7:00 p.m.
Sat., Nov. 24	@ GS	9:30 p.m.
Sun., Feb. 24	@ MN	2:30 p.m.
Tue., Apr. 9	@ GS	9:30 p.m.

2011-12 WOLVES VS. WARRIORS (1-2)

DATE	SITE	FINAL SCORE	WOLVES HIGH	WARRIORS HIGH	ATTENDANCE
03/19/12	Golden State	W 97-93	Love 36	Lee 25	19,596
04/04/12	Minnesota	L 94-97	Love 29	Lee 31	17,161
04/22/12	Minnesota	L 88-93	Pekovic 19	Jenkins 24	15,872

SERIES FACTS

OVERALL: 41-47 • HOME: 24-21 • ROAD: 17-26 • PRESEASON: 2-0

Biggest Wolves Win: 39 (122-83 - 02/23/01, Home)

Biggest Wolves Loss: 41 (105-146 - 11/09/09, Road)

Current Overall Streak: L2 Home: L2 Road: W1

Last Wolves Win: 97-93 @ Golden State, 03/19/12

Last Wolves Loss: 88-93, @ Minnesota, 04/22/12

GAME-BY-GAME

DATE	H/A	W/L	MIN-OPP	DATE	H/A	W/L	MIN-OPP	DATE	H/A	W/L	MIN-OPP
11/14/89	H	W	101-98	03/30/97	A	W	113-102	03/02/05	H	L	93-99
01/23/90	A	L	102-109					04/13/05	H	W	116-100
02/04/90	H	L	95-105	10/31/97	H	W	129-113	02/04/06	A	L	77-109
03/20/90	A	L	101-105	11/08/97	A	W	97-90	03/05/06	H	W	103-90
				01/12/98	H	W	103-87	03/16/06	A	L	97-105
12/22/90	A	L	102-115	03/11/98	A	W	113-84	04/02/06	H	W	106-104*
01/19/91	H	W	121-113					02/07/07	H	W	121-93
02/12/91	A	L	105-126	02/15/99	A	L	99-101	03/16/07	A	L	86-106
02/20/91	H	L	105-108	03/02/99	H	W	89-78	04/15/07	A	L	108-121
				03/11/99	A	L	82-89				
12/17/91	A	L	105-119	04/30/99	H	W	90-85				
12/27/91	H	L	102-106*					12/19/07	H	L	98-111
03/18/92	A	L	120-123	12/11/99	H	L	76-104	12/26/07	A	L	101-105
04/14/92	H	L	100-122	01/23/00	A	W	99-81	01/15/08	H	L	98-105
				02/22/00	H	W	112-89	01/21/08	A	W	109-108
11/07/92	H	L	119-121*	04/17/00	A	W	101-96				
12/19/92	A	L	116-122*					11/11/08	A	L	110-113*
03/26/93	H	L	91-94	11/15/00	H	W	92-90	01/02/09	H	W	115-108
03/30/93	A	W	103-100	11/25/00	A	L	93-114	03/03/09	H	L	94-118
				12/19/00	A	L	99-120	04/08/09	A	W	105-97
12/02/93	A	W	103-91	02/23/01	H	W	122-83				
02/27/94	H	W	107-100					11/09/09	A	L	105-146
04/01/94	A	L	109-146	12/11/01	H	W	107-86	01/06/10	H	L	101-107
04/09/94	H	L	105-117	01/19/02	A	W	105-102	04/07/10	H	L	107-116
				03/26/02	H	L	106-115				
11/15/94	A	W	114-112	04/08/02	A	W	100-93	11/27/10	H	L	94-104
02/07/95	H	W	109-100					12/14/10	A	L	99-108
04/01/95	A	W	126-104	12/05/02	A	W	114-98	02/27/11	H	W	126-123
04/12/95	H	L	109-123	01/08/03	H	W	102-95	03/13/11	A	L	77-100
				01/17/03	A	L	98-107				
01/05/96	A	L	119-122*	02/16/03	H	W	109-102				
01/17/96	H	W	98-88					03/19/12	A	W	97-93
04/06/96	A	L	106-111					04/04/12	H	L	94-97
04/17/96	H	L	103-109					04/22/12	H	L	88-93
12/18/96	A	L	96-123	12/09/03	H	L	95-98				
01/18/97	H	W	108-93	01/28/04	A	L	90-97				
02/21/97	H	W	101-82	02/27/04	H	W	91-81				
				04/09/04	A	W	92-74				
				12/01/04	A	W	107-99				



JEREMY LIN

OWNER: Leslie Alexander
GENERAL MANAGER & MANAGING DIR. BASKETBALL OPS: Daryl Morey
HEAD COACH: Kevin McHale
ASSISTANT COACHES: Kelvin Sampson, John-Blair Bickerstaff, Chris Finch, Dean Cooper
PLAYER DEVELOPMENT COACHE: Greg Buckner
SR. VICE PRESIDENT OF BASKETBALL OPERATIONS/
HEAD ATHLETIC TRAINER: Keith Jones
DIRECTOR OF MEDIA RELATIONS: Nelson Luis
SR. MANAGER OF MEDIA & PLAYER RELATIONS: Tracey Hughes
SR. MANAGER OF MEDIA SERVICES: Bob Schranz
HOME COURT: Toyota Center (18,023; 2012)
FOUNDED: 1967-68 - San Diego Rockets; 1971-72 - Houston Rockets
NBA TITLES: Two (1993-94, 1994-95)

12-13 VS. ROCKETS

Wed., Dec. 26 @ MN 7:00 p.m.
 Sat., Jan. 19 @ MN 7:00 p.m.
 Fri., Mar. 15 @ HOU 7:00 p.m.

• HOUSTON ROCKETS •

WESTERN CONFERENCE - SOUTHWEST DIVISION

1510 Polk Street | Houston, TX 7700
 713.758.7200



2011-12 WOLVES VS. ROCKETS (3-1)

DATE	SITE	FINAL SCORE	WOLVES HIGH	ROCKETS HIGH	ATTENDANCE
01/23/12	Minnesota	L 92-107	Love 39	Martin 31	16,924
01/30/12	Houston	W 120-108	Beasley 34	Martin 29	14,264
02/04/12	Minnesota	W 100-91	Love 25	2 Players 24	19,356
02/17/12	Houston	W 111-98	Love 33	Parsons 18	16,836

SERIES FACTS

OVERALL: 37-57 • HOME: 22-26 • ROAD: 15-31 • PLAYOFFS: 0-3

Biggest Wolves Win: 32 (122-90 - 03/30/00, Home)

Biggest Wolves Loss: 31 (82-113 - 01/11/08, Road)

Current Overall Streak: W3 Home: W1 Road: W3

Last Wolves Win: 111-98 @ Houston, 02/12/12

Last Wolves Loss: 92-107 @ Minnesota, 01/23/12

GAME-BY-GAME

DATE	H/A	W/L	MIN-OPP	DATE	H/A	W/L	MIN-OPP	DATE	H/A	W/L	MIN-OPP
12/27/89	H	W	108-91	12/10/96	H	L	94-96	11/15/05	H	L	89-94
02/06/90	A	L	101-108	01/07/97	H	L	95-104	01/27/06	A	W	96-92
02/20/90	H	W	97-92	03/25/97	A	L	103-112	03/07/06	H	L	87-93
03/31/90	A	L	98-106					04/12/06	A	W	82-79
11/13/90	A	L	88-90	01/16/98	A	W	116-115*	11/28/06	A	L	75-82
11/25/90	H	L	91-107	02/20/98	H	W	100-95*	12/06/06	H	W	90-84
01/24/91	A	L	94-118	02/26/98	A	L	98-118	01/07/07	H	W	103-99*
02/24/91	H	L	91-100	04/17/98	H	W	102-95	02/05/07	A	L	77-105
03/19/91	H	L	85-98	02/17/99	H	W	116-102	01/11/08	A	L	82-113
11/21/91	A	L	102-106	04/12/99	H	L	90-95	02/04/08	H	L	86-92
11/23/91	H	W	102-89	05/04/99	A	L	83-100	03/26/08	A	L	86-97
01/28/92	A	L	102-111	01/25/00	A	W	92-84	12/20/08	H	L	102-109
02/17/92	A	W	124-122*	02/04/00	H	W	102-85	02/07/09	A	L	90-107
04/09/92	H	L	102-117	03/11/00	A	W	100-86	03/01/09	H	L	94-105
12/08/92	A	L	94-102	03/30/00	H	W	122-90	03/20/09	A	L	88-107
12/12/92	H	L	87-104	10/31/00	A	W	106-98	11/18/09	H	L	84-97
02/05/93	A	W	112-105	01/01/01	H	W	106-96	01/13/10	A	L	114-120***
02/13/93	H	L	88-97	02/21/01	H	L	83-89	03/06/10	H	L	98-112
03/28/93	H	W	101-100	04/17/01	A	L	87-114	11/07/10	A	L	94-120
04/23/93	A	L	110-112*	11/03/01	A	W	90-88	01/24/11	H	L	125-129
11/11/93	A	L	99-107	12/08/01	H	W	107-97	02/08/11	A	W	112-108
12/30/93	H	L	104-110	02/21/02	A	L	83-89	04/13/11	H	L	102-121
02/06/94	A	L	90-101	03/13/02	H	L	95-96	01/23/12	H	L	92-107
03/22/94	H	W	83-81	12/21/02	H	W	98-86	01/30/12	A	W	120-108
04/12/94	A	L	89-98	01/07/03	A	L	86-94	02/04/12	H	W	100-91
11/05/94	H	L	85-115	01/31/03	A	L	101-121	02/17/12	A	W	11-98
01/16/95	H	W	94-75	02/04/03	H	W	103-89				
01/28/95	A	L	93-114	12/16/03	H	W	92-75				
03/03/95	H	W	108-105	01/17/04	A	L	76-95				
03/16/95	A	L	97-104	03/05/04	H	L	109-112				
11/11/95	A	L	97-119	03/29/04	A	W	94-88				
01/02/96	H	L	100-105	11/11/04	A	W	96-91				
02/21/96	H	W	120-101	02/04/05	H	L	113-119*				
03/23/96	A	W	108-103	03/20/05	H	W	94-86				
11/19/96	A	L	93-122								



ROY HIBBERT

OWNER, CHAIRMAN AND CEO: Herbert Simon
PRESIDENT, PACERS SPORTS AND ENTERTAINMENT: Jim Morris
PRESIDENT OF BASKETBALL OPERATIONS: Donnie Walsh
CHIEF OPERATING OFFICER: Rick Fuson
EXECUTIVE VP OF BASKETBALL OPERATIONS/GENERAL MANAGER: Kevin Pritchard
HEAD COACH: Frank Vogel
ASSOCIATE HEAD COACH: Brian Shaw
ASSISTANT COACHES: Jim Boylen, Dan Burke
SCOUT/ASSISTANT COACH: Jimmy Powell
HEAD ATHLETIC TRAINER/TEAM ADMINISTRATOR: Josh Corbeil
DIRECTOR/INDIANA PACERS MEDIA RELATIONS: David Benner
PUBLIC INFORMATION MANAGER: Krissy Myers
PUBLIC INFORMATION ASSISTANT: Tim Edwards
HOME COURT: Bankers Life Fieldhouse (18,165; 1999)
FOUNDED: 1967-68; entered NBA - 1976-77
NBA TITLES: None

12-13 VS. PACERS

Fri., Nov. 9 @ MN 7:00 p.m.
 Wed., Mar. 13 @ IND 6:00 p.m.

• INDIANA PACERS •

EASTERN CONFERENCE - CENTRAL DIVISION

125 S. Pennsylvania Street | Indianapolis, IN 4620

317.917.2500



2011-12 WOLVES VS. PACERS (0-2)

DATE	SITE	FINAL SCORE	WOLVES HIGH	PACERS HIGH	ATTENDANCE
02/01/12	Minnesota	L 99-109	Love 21	Granger 36	15,017
04/16/12	Indiana	L 88-111	Barea 14	West 22	11,845

SERIES FACTS

OVERALL: 15-29 • HOME: 11-11 • ROAD: 4-18 • PRESEASON: 7-13

Biggest Wolves Win: 26 (101-75 - 03/09/11, Home)

Biggest Wolves Loss: 39 (75-114 - 04/16/95, Road)

Current Overall Streak: L2 Home: L2 Road: L3

Last Wolves Win: 101-75 @ Minnesota, 03/09/11

Last Wolves Loss: 88-111 @ Indiana, 04/16/12

GAME-BY-GAME

DATE	H/A	W/L	MIN-OPP	DATE	H/A	W/L	MIN-OPP	DATE	H/A	W/L	MIN-OPP
12/12/89	A	L	112-113*	04/06/97	H	L	83-94	01/20/06	H	W	90-85
02/16/90	H	W	11-105	12/03/97	H	L	90-94	04/14/06	A	L	77-89
11/06/90	A	L	96-98	04/02/98	A	L	108-111	12/23/06	A	W	78-71
12/04/90	H	W	83-81	01/17/00	H	W	101-100	03/13/07	H	W	86-81
02/15/92	H	L	101-117	03/31/00	A	L	85-109	12/21/07	H	W	131-118
03/07/92	A	L	97-108	12/16/00	H	W	113-110*	03/21/08	A	L	113-124
02/12/93	A	W	102-100	02/25/01	A	L	100-110	02/03/09	A	W	116-111
04/07/93	H	L	105-113	11/16/01	A	W	120-113**	02/20/09	H	L	105-112
02/04/93	A	L	93-114	03/15/02	H	L	85-98	01/02/10	A	L	111-122
04/15/94	H	L	112-130	11/02/02	A	L	80-87	01/08/10	H	W	116-109
02/17/95	H	L	78-110	11/16/02	H	L	101-107	02/11/11	A	L	105-116
04/16/95	A	L	75-114	11/25/03	A	L	75-98	03/09/11	H	W	101-75
01/13/96	A	L	94-103	12/20/03	H	W	102-80	02/01/12	H	L	99-109
03/29/96	H	W	93-91	11/09/04	H	L	101-102	04/16/12	A	L	88-111
03/18/97	A	L	97-115	11/25/04	A	L	101-106				

• LOS ANGELES CLIPPERS •

WESTERN CONFERENCE - PACIFIC DIVISION

6951 S. Centinela Ave. | Playa Vista, CA 9009

310.862.6000

2011-12 WOLVES VS. CLIPPERS (3-1)



BLAKE GRIFFIN

CHAIRMAN OF THE BOARD, OWNER AND NBA GOVERNOR: Donald T. Sterling

PRESIDENT AND NBA GOVERNOR: Andy Roesner

VICE PRESIDENT OF BASKETBALL OPERATIONS: Gary Sacks

HEAD COACH: Vinny Del Negro

ASSISTANT COACHES: Marc Iavaroni, Bob Ociepka, Robert Pack

HEAD ATHLETIC TRAINER: Jasen Powell

VICE PRESIDENT, COMMUNICATIONS: Joe Safety

DIRECTOR OF COMMUNICATIONS: Rob Raichlen

ASST. DIRECTOR OF COMMUNICATIONS: Seth Burton

ASST. DIRECTOR OF MEDIA SERVICES: Ta'Nisha Cooper

MEDIA SERVICES COORDINATOR: Steven Esparza

HOME COURT: STAPLES Center (19,060; 1999)

FOUNDED: 1970-71 - Buffalo Braves; 1977-78 - San Diego Clippers;
1984-85 - Los Angeles Clippers

NBA TITLES: None

12-13 VS. CLIPPERS

Wed., Nov. 28	@ LAC	9:30 p.m.
Thu., Jan. 17	@ MN	7:00 p.m.
Wed., Jan. 30	@ MN	7:00 p.m.
Wed., Apr. 10	@ LAC	9:30 p.m.

DATE	SITE	FINAL SCORE	WOLVES HIGH	CLIPPERS HIGH	ATTENDANCE
01/20/12	Los Angeles	W 101-98	Milicic 22	Williams 25	19,492
02/28/12	Los Angeles	W 109-97	2 Players 27	Griffin 30	19,243
03/05/12	Minnesota	W 95-94	Love 39	Griffin 26	19,509
04/12/12	Minnesota	L 82-95	Pekovic 17	Griffin 19	16,016

SERIES FACTS

OVERALL: 48-42 • HOME: 29-16 • ROAD: 19-26 • PRESEASON: 0-0

Biggest Wolves Win: 31 (95-64 - 01/15/03, Road)

Biggest Wolves Loss: 25 (77-102 - 12/02/90, Road; 95-120 - 12/16/09, Home)

Current Overall Streak: L1 Home: L1 Road: W2

Last Wolves Win: 109-97 @ Los Angeles, 02/28/12

Last Wolves Loss: 82-95 @ Minnesota, 04/12/12

GAME-BY-GAME

DATE	H/A	W/L	MIN-OPP	DATE	H/A	W/L	MIN-OPP	DATE	H/A	W/L	MIN-OPP
01/02/90	H	L	79-87	04/10/97	A	W	108-96	12/04/04	A	W	107-100*
01/20/90	A	L	95-97					12/17/04	H	W	113-86
03/08/90	H	W	111-94	12/20/97	H	W	92-91	02/24/05	A	L	86-82
03/26/90	A	L	96-101*	01/19/98	H	W	117-109	03/27/05	H	W	89-85
				03/27/98	A	W	100-98				
12/02/90	A	L	77-102	04/13/98	A	W	107-88	11/05/05	A	L	99-100*
12/11/90	H	W	101-95					11/07/05	H	W	93-78
02/15/91	A	L	107-124	02/14/99	A	W	95-73	11/29/05	H	L	84-93
03/02/91	H	L	102-104	03/21/99	H	L	85-100	03/13/06	A	L	87-95
				04/08/99	A	L	91-99				
12/07/91	A	L	87-101	05/01/99	H	W	103-93	11/25/06	H	W	104-96
12/21/91	H	L	87-100					01/10/07	H	L	91-92
04/07/92	H	L	108-115	11/17/99	H	L	85-89	01/27/07	A	W	101-87
04/16/92	A	L	93-96	01/21/00	A	W	95-89				
				02/24/00	H	W	116-91	12/31/07	A	L	82-91
12/18/92	A	L	95-103	04/06/00	A	W	112-90	02/01/08	H	W	104-83
01/18/93	H	L	93-94					03/08/08	A	W	99-96
03/12/93	A	L	93-117	12/09/00	H	W	85-73	03/17/08	H	W	99-90
03/14/93	H	L	107-124	12/20/00	A	L	96-103				
				01/12/01	H	W	95-89	12/06/08	H	L	84-107
12/10/93	H	W	109-108	04/13/01	A	L	105-111	01/19/09	A	W	94-86
12/17/93	A	W	105-90					04/07/09	A	W	87-77
01/29/94	A	L	93-103	11/28/01	A	L	75-94				
04/06/94	H	W	110-100	01/15/02	H	W	97-83	11/02/09	A	L	90-93
				03/11/02	H	L	99-108	11/23/09	A	L	87-91
12/03/94	A	W	103-95	04/13/02	A	W	101-98	12/16/09	H	L	95-120
12/26/94	H	W	82-81					01/29/10	H	W	111-97
03/06/95	A	L	88-101	12/07/02	A	L	88-104				
03/19/95	H	W	96-93	01/15/03	A	W	95-64	11/17/10	H	W	113-111
				01/24/03	H	W	88-85	12/20/10	A	L	90-113
12/08/95	H	W	112-94	04/11/03	H	W	106-90	01/19/11	A	L	111-126
01/11/96	A	L	89-109					02/16/11	H	L	90-98
03/20/96	A	L	96-110	11/22/03	H	W	103-91				
03/31/96	H	L	107-110	12/07/03	A	W	96-94	01/20/12	A	W	101-98
				02/10/04	H	W	96-84	02/28/12	A	W	109-97
11/10/96	A	L	70-81	03/27/04	A	W	98-82	03/05/12	H	W	95-94
11/23/96	H	W	98-96					04/12/12	H	L	82-95
01/11/97	H	W	95-93								

• LOS ANGELES LAKERS •

WESTERN CONFERENCE - PACIFIC DIVISION

555 N. Nash Street | El Segundo, CA 9024

310.426.6000



KOBE BRYANT

OWNER, PRESIDENT, GOVERNOR AND DIRECTOR: Dr. Jerry H. Buss

GENERAL MANAGER: Mitch Kupchak

EXECUTIVE VICE PRESIDENT OF PLAYER PERSONNEL/ALTERNATE GOVERNOR: Jim Buss

HEAD COACH: Mike Brown

ASSISTANT COACHES: Bernie Bickerstaff, Steve Clifford, Eddie Jordan, Darvin Ham, Chuck Person

PLAYER DEVELOPMENT COACH: Phil Handy

ATHLETIC TRAINER: Gary Vitti

VICE PRESIDENT, PUBLIC RELATIONS: John Black

SR. MANAGER, PUBLIC RELATIONS: Alison Bogli, Josh Rupprecht

COORDINATOR, PUBLIC RELATIONS: Nick Mazzella

ASSISTANT, PUBLIC RELATIONS: Matt Fleer

HOME COURT: STAPLES Center (18,997; 1999)

FOUNDED: 1948-49 - Minneapolis Lakers; 1960-61 - Los Angeles Lakers

NBA TITLES: 16 (1948-49, 1949-50, 1951-52, 1952-53, 1954-55, 1971-72, 1979-80, 1981-82, 1984-85, 1986-87, 1987-88, 1999-00, 2000-01, 2001-02, 2008-09, 2009-10)

12-13 VS. LAKERS

Fri., Feb. 1	@ MN	8:30 p.m.
Thu., Feb. 28	@ LAL	9:30 p.m.
Wed., Mar. 27	@ MN	7:00 p.m.

2011-12 WOLVES VS. LAKERS (0-4)

DATE	SITE	FINAL SCORE	WOLVES HIGH	LAKERS HIGH	ATTENDANCE
01/29/12	Minnesota	L 101-106	Love 33	Bryant 35	17,551
02/29/12	Los Angeles	L 84-104	2 Players 14	Bryant 31	18,997
03/09/12	Minnesota	L 102-105	Pekovic 25	Bryant 34	20,164
03/16/12	Los Angeles	L 92-97	Love 27	Bryant 28	18,997

SERIES FACTS

OVERALL: 21-67 • HOME: 15-29 • ROAD: 6-38 • PRESEASON: 1-2 • PLAYOFFS: 4-8

Biggest Wolves Win: 18 (120-102 - 01/11/02, Home)

Biggest Wolves Loss: 33 (81-114 - 02/09/00, Road)

Current Overall Streak: L19 Home: L9 Road: L12

Last Wolves Win: 117-107 @ Minnesota, 03/06/07

Last Wolves Loss: 92-97 @ Los Angeles, 03/16/12

GAME-BY-GAME

DATE	H/A	W/L	MIN-OPP	DATE	H/A	W/L	MIN-OPP	DATE	H/A	W/L	MIN-OPP
12/20/89	H	L	97-106*	02/12/97	H	L	84-100	11/09/05	H	W	88-74
03/04/90	A	L	96-115	11/19/97	A	L	93-118	12/02/05	A	W	113-108
03/17/90	H	L	99-101	12/16/97	H	L	96-109	12/10/05	H	W	95-82
04/19/90	A	L	89-113	01/30/98	A	L	114-121	03/15/06	A	L	89-92
12/06/90	H	L	73-83	02/27/98	H	L	91-104	11/07/06	A	L	88-95
12/23/90	A	L	94-118	02/11/99	H	W	86-75	12/20/06	H	L	94-111
02/13/91	A	L	106-120	03/16/99	H	L	101-107	03/06/07	H	W	117-107**
03/05/91	H	W	94-85	04/09/99	A	L	89-96	03/18/07	A	L	102-109
11/10/91	A	L	86-96	12/17/99	H	L	88-97	11/09/07	A	L	93-107
12/19/91	H	W	93-85	01/15/00	H	L	91-104	12/04/07	H	L	95-116
02/11/92	H	L	108-116	02/09/00	A	L	81-114	02/13/08	H	L	92-117
03/20/92	A	L	121-131	04/16/00	A	L	95-101	12/14/08	A	L	86-97
12/06/92	A	L	85-107	11/24/00	A	L	108-115	01/30/09	H	L	119-132
01/06/93	H	L	78-98	01/31/01	H	W	96-83	02/22/09	H	L	108-111
03/31/93	A	W	126-113	04/08/01	H	L	99-104	03/06/09	A	L	90-110
04/20/93	H	L	95-107	04/12/01	A	L	102-119	12/11/09	A	L	92-104
11/27/93	H	L	92-96	12/01/01	A	L	76-102	03/19/10	A	L	96-104
12/05/93	A	W	101-99	01/11/02	H	W	120-102	04/09/10	H	L	88-97
03/13/94	H	L	88-90	02/27/02	H	W	112-101	11/09/10	A	L	94-99
03/29/94	A	L	89-91	04/11/02	A	L	83-96	11/19/10	H	L	95-112
11/09/94	H	L	99-122	12/01/02	A	W	110-107	03/01/11	H	L	79-90
12/20/94	A	L	95-108	12/17/02	H	W	96-80	03/18/11	A	L	98-106
03/05/95	A	L	102-105	03/07/03	A	L	96-106	01/29/12	H	L	101-106
03/10/95	H	W	109-103	03/14/03	H	L	99-106	02/29/12	A	L	85-104
11/07/95	H	W	93-92	01/06/04	H	W	106-90	03/09/12	H	L	102-105
01/09/96	A	L	104-106	01/30/04	A	W	97-84	03/16/12	A	L	92-97
04/10/96	H	L	90-111	03/12/04	H	W	96-86				
04/20/96	A	L	82-106	03/26/04	A	L	73-90				
11/03/96	A	L	85-91	01/10/05	H	L	96-105				
12/08/96	A	L	86-110	01/19/05	A	L	90-93				
12/21/96	H	W	103-88	03/31/05	A	W	105-96				



RUDY GAY

MAJORITY OWNER: Michael Heisley
GENERAL MANAGER/VP OF BASKETBALL OPERATIONS: Chris Wallace
HEAD COACH: Lionel Hollins
ASSISTANT COACHES: David Joerger, Henry Bibby, Barry Hecker, Mitchell Anderson, Bob Thornton
LLOYD PIERCE: Player Development Coach
ATHLETIC TRAINER: Drew Graham
SR. MANAGER OF COMMUNICATIONS & PUBLICATIONS: Matt Tumbleson
COORDINATOR OF BASKETBALL MEDIA RELATIONS: Ross Wooden
HOME COURT: FedExForum (18,119; 2004)
FOUNDED: 1995-96 - Vancouver Grizzlies; 2001-02 - Memphis Grizzlies
NBA TITLES: None

12-13 VS. GRIZZLIES

Sun., Feb. 10 @ MEM 5:00 p.m.
 Mon., Mar. 18 @ MEM 7:00 p.m.
 Sat., Mar. 30 @ MN 7:00 p.m.

• MEMPHIS GRIZZLIES •

WESTERN CONFERENCE - SOUTHWEST DIVISION

191 Beale Street | Memphis, TN 3810
 901.205.1234



2011-12 WOLVES VS. GRIZZLIES (0-4)

DATE	SITE	FINAL SCORE	WOLVES HIGH	GRIZZLIES HIGH	ATTENDANCE
01/04/12	Minnesota	L 86-90	Love 27	Allen 20	17,404
02/08/12	Memphis	L 80-85	Barea 17	Gay 19	13,287
03/27/12	Memphis	L 86-93	Love 28	Gay 21	17,769
04/17/12	Minnesota	L 84-91	Barea 28	Gay 28	16,709

SERIES FACTS

OVERALL: 40-26 • HOME: 22-11 • ROAD: 18-15 • PRESEASON: 2-1

Biggest Wolves Win: 31 (113-82 - 11/27/99, Home)

Biggest Wolves Loss: 29 (80-109 - 12/01/07, Road)

Current Overall Streak: L8 Home: L4 Road: L6

Last Wolves Win: 109-102 @ Minnesota, 02/06/10

Last Wolves Loss: 84-91 @ Minnesota, 04/17/12

GAME-BY-GAME

DATE	H/A	W/L	MIN-OPP	DATE	H/A	W/L	MIN-OPP	DATE	H/A	W/L	MIN-OPP
11/05/95	A	L	98-100*	11/02/01	H	W	111-102	12/01/07	A	L	80-109
11/28/95	H	W	121-98	12/06/01	A	W	105-80	03/19/08	H	W	98-94
03/17/96	H	W	90-85	03/21/02	A	W	95-93	04/06/08	H	L	101-113
04/03/96	A	L	103-105	04/03/02	H	W	92-81	04/12/08	A	W	114-105
01/23/97	A	W	95-76	11/15/02	A	W	99-95	12/29/08	H	W	108-98*
02/06/97	H	W	103-86	11/19/02	H	W	110-106*	01/06/09	A	W	94-87
02/19/97	A	W	84-73	03/18/03	H	W	96-80	03/11/09	H	W	104-79
03/19/97	H	W	95-72	04/16/03	A	W	95-87	11/14/09	A	L	87-97
11/07/97	A	W	108-97	11/28/03	A	W	102-98	12/02/09	H	L	95-97
11/29/97	H	W	106-87	02/08/04	H	L	98-99	01/15/10	A	L	110-135
01/29/98	A	W	112-106	04/04/04	H	W	90-82	02/06/10	H	W	109-102
03/21/98	H	W	102-88	04/14/04	A	W	107-90	02/02/11	H	L	84-102
02/19/99	H	W	115-96	11/26/04	H	W	115-90	02/23/11	H	L	95-104
03/04/99	A	W	102-93	01/01/05	H	L	95-104	04/02/11	A	L	89-106
03/18/99	A	L	81-86	02/08/05	A	L	96-108	01/04/12	A	L	86-90
04/16/99	H	W	89-75	03/18/05	A	L	83-88	02/08/12	H	L	80-85
11/21/99	A	W	105-81	01/25/06	A	L	87-107	03/27/12	H	L	86-93
11/27/99	H	W	113-82	02/26/06	H	W	105-99	04/17/12	A	L	84-91
02/18/00	H	W	103-91	04/11/06	A	L	76-92				
04/14/00	A	W	104-94**	04/19/06	H	L	92-102**				
11/22/00	H	W	101-100	01/12/07	A	W	116-110				
01/21/01	A	W	96-94	02/09/07	A	L	97-105*				
02/18/01	H	L	102-110	04/18/07	H	L	94-116				
04/10/01	A	W	104-91								



• MIAMI HEAT •

EASTERN CONFERENCE - SOUTHEAST DIVISION

601 Biscayne Blvd. | Miami, FL 3313

786.777.4328



LEBRON JAMES

MANAGING GENERAL PARTNER: Micky Arison

CEO: Nick Arison

PRESIDENT: Pat Riley

HEAD COACH: Erik Spoelstra

ASSISTANT COACHES: Bob McAdoo, Keith Askins, Ron Rothstein, David Fizdale, Chad Kammerer

HEAD ATHLETIC TRAINER/TRAVEL COORDINATOR: Jay Sabol

VICE PRESIDENT, SPORTS MEDIA RELATIONS: Tim Donovan

DIRECTOR OF SPORTS MEDIA RELATIONS: Rob Wilson

ASST. DIRECTOR OF SPORTS MEDIA RELATIONS: Michael Lissack

SPORTS MEDIA RELATIONS ASSISTANT: Nick Maiorana

HOME COURT: AmericanAirlines Arena (19,600; 2000)

FOUNDED: 1988-89

NBA TITLES: One (2005-06)

2011-12 WOLVES VS. HEAT (0-1)

DATE	SITE	FINAL SCORE	WOLVES HIGH	HEAT HIGH	ATTENDANCE
12/30/11	Minnesota	L 101-103	Love 25	James 34	19,356

SERIES FACTS

OVERALL: 19-25 • HOME: 12-11 • ROAD: 7-14 • PRESEASON: 5-2

Biggest Wolves Win: 17 (94-77 - 03/12/01, Home; 108-91 - 03/25/03, Home)

Biggest Wolves Loss: 41 (72-113 - 03/05/96, Road)

Current Overall Streak: L4 Home: L4 Road: L1

Last Wolves Win: 91-88 @ Miami, 02/23/10

Last Wolves Loss: 101-103 @ Minnesota, 12/30/11

GAME-BY-GAME

DATE	H/A	W/L	MIN-OPP	DATE	H/A	W/L	MIN-OPP	DATE	H/A	W/L	MIN-OPP
11/29/89	A	W	105-100	04/14/97	A	W	95-87	11/16/04	H	W	108-97
12/15/89	H	L	84-95	02/17/98	A	L	84-110	03/10/05	A	L	90-107
				04/07/98	H	W	92-89	01/01/06	A	L	70-97
01/11/91	A	W	108-107					03/21/06	H	W	100-96
03/17/91	H	W	90-87	03/26/99	H	W	100-93	03/09/07	A	L	91-105
01/20/92	A	L	106-121					03/30/07	H	L	77-92
03/25/92	H	L	97-105	12/28/99	A	L	78-89	12/17/07	A	L	87-91
02/10/93	H	L	90-101	01/11/00	H	L	106-116	01/08/08	H	W	101-91
02/28/93	A	L	93-105	03/09/01	A	L	79-86	01/13/09	H	L	96-99
03/02/94	H	L	100-108*	03/12/01	H	W	94-77	02/18/09	A	W	111-104
04/19/94	A	L	99-126	11/20/01	A	W	80-73	02/23/10	A	W	91-88
01/05/95	A	L	91-114	02/17/02	H	W	93-80	04/03/10	H	L	84-97
02/26/95	H	W	106-99	03/25/03	H	W	108-91	11/02/10	A	L	97-129
03/03/96	H	W	89-87	03/28/03	A	L	84-111	04/01/11	H	L	92-111
03/05/96	A	L	72-113	11/08/03	A	W	88-79	12/30/11	H	L	101-103
03/23/97	H	L	108-113	01/10/04	H	W	83-77				

12-13 VS. HEAT

Tue., Dec. 18 @ MIA 6:30 p.m.

Mon., Mar. 4 @ MN 7:00 p.m.



• MILWAUKEE BUCKS •

EASTERN CONFERENCE - CENTRAL DIVISION

1001 N. Fourth Street | Milwaukee, WI 5320

414.227.0500



BRANDON JENNINGS

PRESIDENT: Herb Kohl

GENERAL MANAGER: John Hammond

HEAD COACH: Scott Skiles

ASSISTANT COACHES: Jim Boylan, Sidney Moncrief, Joe Wolf, Bill Peterson, Anthony Goldwire

HEAD ATHLETIC TRAINER: Marc Boff

DIRECTOR OF PUBLIC RELATIONS: Dan Smyczek

PUBLIC RELATIONS MANAGER: Mark Rosenberg

PUBLIC RELATIONS MANAGER: Kristen Deahl

HOME COURT: BMO Harris Bradley Center (18,717, 1988)

FOUNDED: 1968-69

NBA TITLES: One (1970-71)

12-13 VS. BUCKS

Fri., Nov. 30 @ MN 7:00 p.m.

Wed., Apr. 3 @ MIL 7:00 p.m.

2011-12 WOLVES VS. BUCKS (0-1)

DATE	SITE	FINAL SCORE	WOLVES HIGH	BUCKS HIGH	ATTENDANCE
12/27/11	Milwaukee	L 95-98	Love 31	Jennings 24	17,352

SERIES FACTS

OVERALL: 25-19 • HOME: 15-7 • ROAD: 11-11 • PRESEASON: 25-20

Biggest Wolves Win: 27 (109-82 - 03/19/00, Home)

Biggest Wolves Loss: 33 (94-127 - 01/23/10, Road)

Current Overall Streak: L2 Home: W1 Road: L3

Last Wolves Win: 96-85 @ Minnesota, 10/29/10

Last Wolves Loss: 95-98 at Milwaukee, 12/27/11

GAME-BY-GAME

DATE	H/A	W/L	MIN-OPP	DATE	H/A	W/L	MIN-OPP	DATE	H/A	W/L	MIN-OPP
12/23/89	H	L	90-94	04/18/97	H	W	122-112	02/01/05	A	L	86-91
12/30/89	A	L	99-109	02/01/98	H	L	110-118	03/04/05	H	W	103-97
11/03/90	A	L	93-111	04/18/98	A	W	111-109	11/25/05	H	W	99-91
04/19/91	H	W	109-91	03/28/99	H	L	85-94	01/10/06	A	L	92-95
12/14/91	A	L	92-103					12/16/06	A	L	104-108
01/02/92	H	L	91-92	03/04/00	A	W	91-84	12/22/06	H	L	107-113
01/05/93	A	L	100-114	03/19/00	H	W	109-82	12/15/07	A	L	92-95
01/30/93	H	W	91-82	11/11/00	A	W	103-92	04/16/08	H	W	110-101*
11/16/93	A	W	102-98	01/29/01	H	W	99-96	01/10/09	H	W	106-104
02/15/94	H	W	97-90	11/10/01	A	W	98-82	01/26/09	A	W	90-83
02/08/95	A	L	93-100	01/02/02	H	W	95-77	11/06/09	H	L	72-87
04/14/95	H	W	104-100*	11/07/02	H	W	114-110	01/23/10	A	L	94-127
11/26/95	A	W	105-102	02/24/03	A	W	117-114	10/29/10	H	W	96-85
12/27/95	H	L	93-99*	10/29/03	H	W	95-89	02/22/11	A	L	88-94
01/04/97	A	W	97-91	02/24/04	A	W	108-102	12/27/11	A	L	95-98



• NEW ORLEANS HORNETS •

WESTERN CONFERENCE - SOUTHWEST DIVISION

5800 Airline Drive | Metairie, LA 7000

504.593.4700



ERIC GORDON

OWNER/CHARMAN OF THE BOARD: Tom Benson
OWNER/VICE CHARMAN OF THE BOARD: Rita Benson Leblanc
PRESIDENT: Dennis Lauscha
EXECUTIVE VICE PRESIDENT: Mickey Loomis
GENERAL MANAGER: Dell Demps
HEAD COACH: Monty Williams
ASSISTANT COACHES: Randy Ayers, Dave Hanners, Bryan Gates, Fred Vinson
HEAD ATHLETIC TRAINER: Jon Ishop
SR. VP OF COMMUNICATIONS/BROADCASTING: Greg Bensel
VP OF COMMUNICATIONS: Harold Kaufman
DIRECTOR OF BASKETBALL COMMUNICATIONS: Dennis Rogers
HOME COURT: New Orleans Arena (17,188; 2002)
FOUNDED: 1988-89 - Charlotte Hornets; 2002-03 - New Orleans Hornets
NBA TITLES: None

12-13 VS. HORNETS

Fri., Dec. 14	@ NO	7:00 p.m.
Fri., Jan. 11	@ NO	7:00 p.m.
Sat., Feb. 2	@ MN	7:00 p.m.
Sun., Mar. 17	@ MN	6:00 p.m.

2011-12 WOLVES VS. HORNETS (1-2)

DATE	SITE	FINAL SCORE	WOLVES HIGH	HORNETS HIGH	ATTENDANCE
01/13/12	New Orleans	W 87-80	Love 34	Belineli 20	14,295
03/10/12	Minnesota	L 89-95	Love 31	Kaman 20	20,123
04/07/12	New Orleans	L 90-99	Love 29	Smith 26	15,520

SERIES FACTS

OVERALL: 24-34 • HOME: 15-14 • ROAD: 9-20 • PRESEASON: 5-2

Biggest Wolves Win: 29 (106-77 - 11/09/90, Home)

Biggest Wolves Loss: 34 (76-110 - 12/22/07, Road)

Current Overall Streak: L2 Home: L2 Road: L1

Last Wolves Win: 87-80 @ New Orleans, 01/13/12

Last Wolves Loss: 90-99 @ Minnesota, 04/07/12

GAME-BY-GAME

DATE	H/A	W/L	MIN-OPP	DATE	H/A	W/L	MIN-OPP	DATE	H/A	W/L	MIN-OPP
11/25/89	A	L	73-81	03/04/98	A	L	102-112	02/02/07	A	L	83-90
01/04/90	H	L	100-98	12/15/99	A	L	98-103	04/07/07	H	L	94-96
02/14/90	H	W	95-86	02/29/00	H	L	87-92	11/17/07	H	L	82-100
04/06/90	A	L	93-108	12/22/00	H	L	74-83	11/26/07	A	W	103-94
11/09/90	H	W	106-77	03/06/01	A	W	95-89	12/22/07	A	L	76-110
04/12/91	A	L	110-111**	12/21/01	H	W	94-89	04/09/08	H	L	90-122
03/10/92	A	L	96-105	02/25/02	A	W	97-92	01/23/09	H	W	116-108
04/19/92	H	W	130-107	11/13/02	A	L	98-102	02/08/09	A	L	97-101
03/18/93	A	L	85-113	02/14/03	H	W	114-93	03/18/09	A	L	93-94
03/21/93	H	L	95-99	01/13/04	A	W	94-89	12/04/09	A	L	89-98
12/14/93	A	L	85-101	01/19/04	H	W	97-90	12/09/09	H	L	96-97
03/11/94	H	L	91-97	11/06/04	H	W	99-92	01/22/10	H	L	94-96
01/11/95	A	L	91-100	11/20/04	A	W	99-94	04/11/10	A	L	86-114
01/22/95	H	W	100-83	03/23/05	H	W	107-102	12/27/10	H	W	113-98
12/09/95	A	L	108-114	04/18/05	A	W	102-99	02/07/11	A	W	104-92
03/01/96	H	W	105-101	11/23/05	A	L	80-84	02/25/11	H	L	81-95
02/04/97	A	L	101-115	12/21/05	H	W	88-69	01/13/12	A	W	87-80
03/02/97	H	L	96-108	02/11/06	H	L	94-100	03/10/12	H	L	89-95
11/01/97	H	W	106-90	11/18/06	H	L	96-99	04/07/12	A	L	90-99
				11/24/06	A	W	86-79				



• NEW YORK KNICKS •

EASTERN CONFERENCE - ATLANTIC DIVISION

Two Pennsylvania Plaza | New York, NY 1012

212.465.6471



CARMELO ANTHONY

EXECUTIVE CHAIRMAN/MADISON SQUARE GARDEN: James L. Dolan

SENIOR VICE PRESIDENT, BASKETBALL OPERATIONS: Glen Grunwald

HEAD COACH: Mike D'Antoni

ASSISTANT COACHES: Herb Williams, Mike Woodson, Phil Weber, Dan D'Antoni, Kenny Atkinson

ATHLETIC TRAINER: Roger Hinds

VICE PRESIDENT, PUBLIC RELATIONS: Jonathan Supranowitz

MANAGER, PUBLIC RELATIONS: Alyson Furch

COORDINATOR, MEDIA RELATIONS: Gregg Schwartz

HOME COURT: Madison Square Garden (19,763; 1968)

FOUNDED: 1946-47

NBA TITLES: Two (1969-70, 1972-73)

12-13 VS. KNICKS

Sun., Dec. 23 @ NY 4:00 p.m.

Fri., Feb. 8 @ MN 7:00 p.m.

2011-12 WOLVES VS. KNICKS (0-1)

DATE	SITE	FINAL SCORE	WOLVES HIGH	KNICKS HIGH	ATTENDANCE
02/11/12	Minnesota	L 98-100	Love 32	Lin 20	20,232

SERIES FACTS

OVERALL: 19-25 • HOME: 12-10 • ROAD: 7-15 • PRESEASON: 3-1

Biggest Wolves Win: 21 (98-77 - 03/29/02, Road; 114-93 - 03/22/08, Home; 112-91 - 01/31/10, Home)

Biggest Wolves Loss: 27 (105-132 - 01/26/10, Road)

Current Overall Streak: L2 Home: L1 Road: L2

Last Wolves Win: 112-103 @ Minnesota, 11/12/10

Last Wolves Loss: 98-100 @ Minnesota, 02/11/12

GAME-BY-GAME

DATE	H/A	W/L	MIN-OPP	DATE	H/A	W/L	MIN-OPP	DATE	H/A	W/L	MIN-OPP
11/18/89	A	L	96-111	12/11/97	A	L	103-107	12/29/04	A	L	87-100
03/15/90	H	W	102-82	02/04/98	H	W	95-88	01/16/06	A	W	96-90
12/13/90	H	L	76-87	02/25/99	A	L	113-115*	03/26/06	H	W	98-94
01/16/91	A	W	93-89					11/22/06	H	W	107-89
12/23/91	H	L	91-97					04/06/07	A	W	99-94
02/29/92	A	L	87-103	11/11/99	H	W	93-90	11/04/07	A	L	93-97
11/25/92	H	L	78-99	02/16/00	A	L	89-93	03/22/08	H	W	114-93
02/23/93	A	L	91-95	12/02/00	A	L	90-100	12/26/08	A	W	120-107
01/17/94	A	L	94-106	12/30/00	H	L	79-88	03/13/09	H	L	94-102
03/24/94	H	L	106-123	11/06/01	H	W	104-94	01/26/10	A	L	105-132
12/30/94	H	L	81-90	03/29/02	A	W	98-77	01/31/10	H	W	112-91
01/08/95	A	L	87-102	11/24/02	A	W	106-88	11/12/10	H	W	112-103
01/27/96	A	L	95-104	03/02/03	H	W	99-90	12/06/10	A	L	114-121
03/13/96	H	L	82-106	11/26/03	H	L	92-97	02/11/12	H	L	98-100
11/16/96	A	L	79-82	12/23/03	A	W	98-92				
12/26/96	H	W	88-80	11/03/04	H	W	99-93				



• OKLAHOMA CITY THUNDER •



KEVIN DURANT

CHAIRMAN: Clayton I. Bennett

EXECUTIVE VICE PRESIDENT AND GENERAL MANAGER: Sam Presti

ASSISTANT GENERAL MANAGER/VICE PRESIDENT: Troy Weaver

HEAD COACH: Scott Brooks

ASSISTANT COACHES: Mark Bryant, Maurice Cheeks, Rex Kalamian, Brian Keefe

ASSISTANT COACH/PLAYER DEVELOPMENT: Maz Trakh

HEAD ATHLETIC TRAINER: Joe Sharpe

DIRECTOR OF BASKETBALL COMMUNICATIONS: Matt Tumbelson

MANAGER OF BASKETBALL COMMUNICATIONS: Michael Ravina

MANAGER OF BASKETBALL COMMUNICATIONS: John Read

HOME COURT: Chesapeake Energy Arena (18,203)

FOUNDED: 1967-68 - Seattle SuperSonics; 2008-09 Oklahoma City Thunder

NBA TITLES: One (1978-79)

12-13 VS. THUNDER

Thu., Dec. 20	@ MN	6:00 p.m.
Wed., Jan. 9	@ OKC	7:00 p.m.
Fri., Feb. 22	@ OKC	7:00 p.m.
Fri., Mar. 29	@ MN	7:00 p.m.

WESTERN CONFERENCE - NORTHWEST DIVISION

211 N. Robinson, Suite 300 | Oklahoma City, OK 7310

405.208.4800

2011-12 WOLVES VS. THUNDER (0-3)

DATE	SITE	FINAL SCORE	WOLVES HIGH	THUNDER HIGH	ATTENDANCE
12/26/11	Minnesota	L 100-104	Beasley 24	Durant 33	19,406
03/23/12	Oklahoma City	L 140-149 (20T)	Love 51	Westbrook 45	18,203
04/14/12	Minnesota	L 110-115	Beasley 26	Durant 43	19,552

SERIES FACTS

OVERALL: 25-65 • HOME: 16-30 • ROAD: 9-36 • PRESEASON: 1-0 • PLAYOFFS: 2-3

Biggest Wolves Win: 42 (129-87 - 01/07/09, Home)

Biggest Wolves Loss: 37 (87-124 - 12/05/92, Road; 93-130 - 02/14/96, Road)

Current Overall Streak: L12 Home: L7 Road: L5

Last Wolves Win: 129-87 @ Minnesota, 01/07/09

Last Wolves Loss: 110-115 @ Minnesota, 04/14/12

GAME-BY-GAME

DATE	H/A	W/L	MIN-OPP	DATE	H/A	W/L	MIN-OPP	DATE	H/A	W/L	MIN-OPP
11/03/89	A	L	94-106	12/09/97	H	L	99-108	11/04/05	A	L	102-107*
11/12/89	H	L	97-108	12/23/97	A	W	112-103	12/28/05	H	W	108-95
01/31/90	H	W	110-82	03/08/98	H	L	98-99*	02/15/06	H	W	102-92
03/02/90	A	L	83-99	03/14/98	A	L	80-114	03/10/06	A	L	96-107
12/30/90	H	W	126-106	03/07/99	A	W	88-77	12/29/06	H	W	101-82
03/07/91	H	L	86-91	03/09/99	H	W	85-84	01/26/07	A	L	100-102
03/15/91	A	W	100-96*	04/21/99	A	L	105-119	03/23/07	A	L	82-85
03/29/91	A	L	107-117	11/17/91	H	L	91-101	03/27/07	H	L	106-114
12/06/91	A	L	94-96	12/08/99	A	L	94-110	12/14/07	H	L	88-99
02/24/92	H	L	91-106	12/23/99	H	W	109-102	12/29/07	A	L	90-109
04/12/92	A	L	116-126	03/05/00	H	W	105-100*	03/02/08	H	L	108-111*
12/05/92	A	L	87-124	04/12/00	A	L	83-110	03/14/08	A	W	121-116
01/08/93	H	L	93-98	01/04/01	H	W	105-92	11/02/08	A	L	85-88
02/24/93	H	L	77-89	01/19/01	A	W	98-93	11/28/08	A	W	105-103
04/13/93	A	L	95-129	03/04/01	H	W	119-111*	01/07/09	H	W	129-87
11/26/93	H	L	92-110	03/28/01	A	L	93-94	03/22/09	H	L	90-97
12/04/93	A	L	82-99	11/27/01	A	L	102-112	01/20/10	H	L	92-94
03/17/94	H	L	92-107	12/04/01	H	W	108-83	02/21/10	H	L	107-109
03/26/94	A	L	93-113	01/09/02	H	W	111-106	02/26/10	A	L	92-109
01/19/95	H	L	87-102	03/05/02	A	L	83-97	04/04/10	A	L	108-116
02/22/95	A	L	104-120	01/22/03	H	W	96-91	11/22/10	A	L	107-117
03/08/95	H	L	104-118	03/04/03	A	L	83-92	12/08/10	H	L	103-111
03/29/95	A	L	92-109	04/02/03	H	W	91-86	01/26/11	H	L	117-118*
11/22/95	H	L	97-106	04/09/03	A	L	92-100	03/25/11	A	L	103-111
02/14/96	A	L	93-130	11/11/03	H	L	87-89	12/26/11	H	L	100-104
03/08/96	H	L	112-132	12/27/03	A	W	104-86	03/23/12	A	L	140-149 (20T)
04/19/96	A	L	86-94	03/09/04	A	W	105-92	04/14/12	H	L	110-115
11/27/96	H	L	98-106	03/31/04	H	W	90-83				
12/05/96	A	L	86-117	11/23/04	H	L	92-103				
03/13/97	H	L	92-108	01/21/05	A	W	112-107				
03/28/97	A	L	81-92	02/25/05	A	L	88-98				
				04/17/05	H	L	94-109				



HEDO TURKOGLU

SENIOR CHAIRMAN: Rich DeVos

CHAIRMAN: Dan DeVos

CHIEF EXECUTIVE OFFICER: Bob Vander Weide

PRESIDENT: Alex Martins

PRESIDENT OF BASKETBALL OPERATIONS/GM: Otis Smith

HEAD COACH: Stan Van Gundy

ASSISTANT COACHES: Brendan Malone, Patrick Ewing, Steve Clifford, Bob Beyer, Ahmad Ajami

ATHLETIC TRAINER: Keon Weise

VICE PRESIDENT OF COMMUNICATIONS: Joel Glass

DIRECTOR OF COMMUNICATIONS: George Galante

ASST. DIRECTOR OF COMMUNICATIONS: Trish Wingerson

COMMUNICATIONS MANAGER: Melanie Curtsinger

COMMUNICATIONS COORDINATOR: Elizabeth Brett

HOME COURT: Amway Center (18,846; 2010)

FOUNDED: 1989-90

NBA TITLES: None

• ORLANDO MAGIC •

EASTERN CONFERENCE - SOUTHEAST DIVISION

8701 Maitland Summit Blvd. | Orlando, FL 32810

407.916.2400



2011-12 WOLVES VS. MAGIC (0-1)

DATE	SITE	FINAL SCORE	WOLVES HIGH	MAGIC HIGH	ATTENDANCE
02/13/12	Orlando	L 89-102	Love 19	Richardson 17	18,846

SERIES FACTS

OVERALL: 16-29 • HOME: 10-12 • ROAD: 6-17 • PRESEASON: 1-1

Biggest Wolves Win: 29 (100-71 - 11/07/03, Road)

Biggest Wolves Loss: 42 (86-128 - 11/03/10, Road)

Current Overall Streak: L7 Home: L5 Road: L4

Last Wolves Win: 102-101 @ Orlando, 04/11/08

Last Wolves Loss: 89-102 @ Orlando, 02/13/12

GAME-BY-GAME

DATE	H/A	W/L	MIN-OPP	DATE	H/A	W/L	MIN-OPP	DATE	H/A	W/L	MIN-OPP
11/30/89	A	L	96-103	11/21/96	A	L	86-90	03/11/05	A	W	101-96
04/13/90	H	W	117-102	02/14/97	H	W	104-100	12/30/05	A	L	87-107
11/11/90	H	W	108-81	02/11/98	H	L	89-96	03/29/06	H	W	103-91
01/09/91	A	W	111-103	02/18/98	A	L	102-115	11/11/06	H	L	98-109
02/07/91	A	L	103-108	12/02/99	H	L	93-103	04/01/07	A	W	105-104*
02/22/91	H	L	101-103	12/27/99	A	W	107-105	11/06/07	H	L	103-111
01/21/92	A	L	92-105	01/25/01	H	W	109-100	04/11/08	A	W	102-101
02/05/92	H	L	102-109	03/10/01	A	L	93-105	12/03/08	A	L	89-100
03/02/93	A	L	89-108	11/17/01	H	W	103-95	12/27/08	H	L	94-118
04/09/93	H	L	92-95	11/21/01	A	L	106-117	01/01/10	H	L	94-106
01/14/94	H	W	96-92	11/01/02	H	W	111-105	03/26/10	A	L	97-106
04/20/94	A	L	101-121	03/27/03	A	L	107-110	11/03/10	A	L	86-128
01/06/95	A	L	99-121	11/07/03	A	W	100-71	01/15/11	H	L	99-108
02/19/95	H	W	100-95	02/03/04	H	W	113-100	02/13/12	A	L	89-102
11/24/95	H	L	98-109	01/12/05	H	L	80-87				
12/20/95	A	L	100-107								

12-13 VS. MAGIC

Wed., Nov. 7 @ MN 7:00 p.m.

Mon., Dec. 17 @ ORL 6:00 p.m.



• PHILADELPHIA 76ERS •



ANDREW BYNUM

MANAGING OWNER: Josh Harris

PRESIDENT: Rod Thorn

GENERAL MANAGER: Ed Stefanski

HEAD COACH: Doug Collins

ASSOCIATE HEAD COACH: Michael Curry

ASSISTANT COACHES: Brian James, Aaron McKie, Jeff Capel

HEAD ATHLETIC TRAINER: Kevin Johnson

DIRECTOR OF PUBLIC RELATIONS: Michael Preston

PUBLIC RELATIONS COORDINATORS: Sean McCloskey, Rebecca Timms

HOME COURT: Wells Fargo Center (20,328; 1996)

FOUNDED: 1949-50 - Syracuse Nationals; 1963-64 - Philadelphia 76ers

NBA TITLES: Three (1954-55, 1966-67, 1982-83)

12-13 VS. SIXERS

Tue., Dec. 4 @ PHI 6:00 p.m.

Wed., Feb. 20 @ MN 7:00 p.m.

EASTERN CONFERENCE - ATLANTIC DIVISION

3601 South Broad Street | Philadelphia, PA 19148

215.339.7666



2011-12 WOLVES VS. SIXERS (1-0)

DATE	SITE	FINAL SCORE	WOLVES HIGH	SIXERS HIGH	ATTENDANCE
02/19/12	Minnesota	W 92-91	Rubio 22	Holiday 20	18,759

SERIES FACTS

OVERALL: 23-20 • HOME: 14-8 • ROAD: 9-12 • PRESEASON: 1-2

Biggest Wolves Win: 35 (119-84 - 12/08/04, Road)

Biggest Wolves Loss: 38 (71-109 - 11/25/94, Home)

Current Overall Streak: W1 Home: W1 Road: L4

Last Wolves Win: 92-91 @ Minnesota, 02/19/12

Last Wolves Loss: 100-111 @ Philadelphia, 03/04/11

GAME-BY-GAME

DATE	H/A	W/L	MIN-OPP	DATE	H/A	W/L	MIN-OPP	DATE	H/A	W/L	MIN-OPP
11/10/89	H	W	125-118*	03/14/97	A	L	95-109	12/12/05	A	L	89-909*
04/12/90	A	L	77-110	12/17/97	A	W	94-90	01/22/06	H	L	84-86
02/03/91	H	W	110-102**	04/10/98	H	W	107-102	12/03/06	A	W	95-84
04/14/91	A	W	96-88	01/09/00	A	W	123-112	01/05/07	H	W	104-102*
12/13/91	H	L	95-104	03/28/00	H	L	100-102	12/12/07	A	L	94-98
01/24/92	A	L	86-119	11/09/00	H	L	82-84	02/19/08	H	W	104-88
03/08/93	H	L	83-92	12/11/00	A	W	96-91*	11/19/08	H	W	102-96
04/18/93	A	L	79-106	10/30/01	H	W	83-74	03/25/09	A	L	88-96
03/15/94	H	W	96-87	01/30/02	A	L	91-96	01/18/10	H	W	108-103*
03/18/94	A	W	100-98	12/18/02	A	L	94-99	02/09/10	A	L	97-119
11/25/94	H	L	71-109	02/02/03	H	W	99-91	02/12/11	H	L	87-107
02/15/95	A	W	101-97	02/01/04	H	W	106-101	03/04/11	A	L	100-111
12/17/95	H	L	99-101	02/29/04	A	L	74-81				
03/06/96	A	W	103-90	12/08/04	A	W	119-84	02/19/12	H	W	92-91
03/11/97	H	W	104-100	01/07/05	H	W	89-84				



LUIS SCOLA

MANAGING PARTNER: Robert Sarver
CHAIRMAN: Jerry Colangelo
PRESIDENT OF BASKETBALL OPERATIONS: Lon Babby
GENERAL MANAGER: Lance Blanks
HEAD COACH: Alvin Gentry
ASSISTANT COACHES: Elston Turner, Bill Cartwright, Dan Majerle, Igor Kokoskov, Noel Gillespie
HEAD ATHLETIC TRAINER: Aaron Nelson
VICE PRESIDENT, BASKETBALL COMMUNICATIONS: Julie Fie
MANAGERS, BASKETBALL COMMUNICATIONS: DC Headley, Vince Kozar
HOME COURT: U.S. Airways Center (18,422; 1992)
FOUNDED: 1968-69
NBA TITLES: None

12-13 VS. SUNS

Sat., Dec. 29 @ MN 7:00 p.m.
 Tue., Feb. 26 @ PHO 8:00 p.m.
 Fri., Mar. 22 @ PHO 9:00 p.m.
 Sat., Apr. 13 @ MN 7:00 p.m.

• PHOENIX SUNS •

WESTERN CONFERENCE - PACIFIC DIVISION

201 E. Jefferson Street | Phoenix, AZ 85004
 602.379.7900



2011-12 WOLVES VS. SUNS (1-2)

DATE	SITE	FINAL SCORE	WOLVES HIGH	SUNS HIGH	ATTENDANCE
03/01/12	Phoenix	L 95-104	Love 23	Hill 20	15,071
03/12/12	Phoenix	W 127-124	Love 30	Dudley 28	14,568
04/09/12	Minnesota	L 90-114	Love 25	Morris 21	17,274

SERIES FACTS

OVERALL: 28-59 • HOME: 16-26 • ROAD: 12-33 • PRESEASON: 1-2

Biggest Wolves Win: 20 (108-88 - 01/07/01, Road)

Biggest Wolves Loss: 38 (114-152 - 03/16/10, Road)

Current Overall Streak: L1 Home: L6 Road: W1

Last Wolves Win: 127-124 @ Phoenix, 03/12/12

Last Wolves Loss: 90-114 @ Minnesota, 04/09/12

GAME-BY-GAME

DATE	H/A	W/L	MIN-OPP	DATE	H/A	W/L	MIN-OPP	DATE	H/A	W/L	MIN-OPP
12/29/89	H	L	101-118	02/16/97	A	W	107-96	12/03/04	A	W	97-93
01/18/90	A	L	96-113	04/08/97	A	L	107-115	01/04/05	H	L	115-122
03/10/90	H	L	98-101*					02/02/05	H	L	79-108
03/23/90	A	L	99-120	11/18/97	A	W	108-90	04/01/05	A	L	98-107
				12/13/97	H	W	112-101				
12/19/90	A	L	96-112	01/07/98	H	L	77-92	12/26/05	H	L	89-103
01/07/91	H	L	106-119	03/25/98	A	W	99-97	02/06/06	A	W	103-101
03/10/91	H	L	109-123					03/11/06	A	L	102-110
03/26/91	A	L	95-117	04/07/99	A	L	82-90				
				04/28/99	H	W	97-92	01/21/07	A	L	102-131
12/03/91	H	L	95-101	05/05/99	A	L	96-100	01/29/07	H	W	121-112
01/13/92	A	L	111-131					02/23/07	H	L	104-116
03/15/92	H	L	113-118	11/13/99	H	W	111-100	03/20/07	A	L	90-108
03/21/92	A	L	105-121	02/10/00	A	L	85-101				
				03/14/00	A	L	100-107	12/08/07	H	W	100-93
11/14/92	H	L	101-108	04/02/00	H	L	86-87	01/18/08	A	L	95-115
01/27/93	H	L	116-117*					01/23/08	H	W	117-107
02/03/93	A	L	102-122	01/07/01	A	W	108-88	04/04/08	A	L	88-117
04/14/93	A	L	84-98	01/23/01	H	W	82-73				
				02/17/01	A	L	96-104	11/26/08	H	L	102-110
01/07/94	H	L	103-110	04/06/01	H	W	101-88	01/16/09	A	W	105-103
02/09/94	A	L	106-111					04/11/09	H	L	97-110
02/24/94	H	L	101-120	01/18/02	A	L	100-103*				
03/04/94	A	L	101-106	02/13/02	H	W	107-92	11/01/09	A	L	112-120
				03/08/02	A	L	76-81	11/27/09	H	L	84-107
11/16/94	A	L	90-105	04/06/02	H	W	108-104	03/16/10	A	L	114-152
12/10/94	H	L	89-103					03/28/10	H	L	105-111
01/24/95	H	L	85-100	12/30/02	H	W	104-98				
03/31/95	A	L	96-106	02/23/03	H	W	99-97	12/15/10	A	L	122-128
				03/09/03	A	W	105-98	04/06/11	H	L	98-108
12/01/95	A	L	105-111	04/05/03	A	L	94-111	04/11/11	A	L	127-135*
01/04/96	A	W	98-93								
01/24/96	H	L	91-101	12/03/03	A	W	92-79	03/01/12	A	L	95-104
02/28/96	H	L	93-117	01/25/04	H	W	99-95	03/12/12	A	W	127-124
				02/17/04	H	W	110-95	04/09/12	H	L	90-114
11/05/96	A	W	98-95	03/19/04	A	W	93-90				
12/13/96	H	W	108-105								



• PORTLAND TRAIL BLAZERS •

WESTERN CONFERENCE - NORTHWEST DIVISION

One Center Court | Suite 200 | Portland, OR 97227

503.234.9291

2011-12 WOLVES VS. BLAZERS (2-1)

DATE	SITE	FINAL SCORE	WOLVES HIGH	BLAZERS HIGH	ATTENDANCE
03/03/12	Portland	W 122-120	Love 42	Batum 29	20,644
03/07/12	Minnesota	W 106-94	Love 29	Felton 23	17,118
04/01/12	Portland	L 106-119	Love 26	Aldridge 26	20,359



LAMARCUS ALDRIDGE

OWNER: Paul Allen

GENERAL MANAGER: Neil Olshey

HEAD COACH: Terry Stotts

ASSISTANT COACHES: Kaleb Kanales, Jay Triano, David Vanterpool, Kim Hughes, Dale Osbourne

HEAD ATHLETIC TRAINER: Geoff Clark

SR. VP OF COMMUNICATIONS AND PUBLIC ENGAGEMENT: Michael Lewellen

SR. DIRECTOR OF COMMUNICATIONS: Jim Taylor

SPORTS COMMUNICATIONS DIRECTOR: Collin Romer

HOME COURT: The Rose Garden (19,980; 1995)

FOUNDED: 1970-71

NBA TITLES: One (1976-77)

12-13 VS. BLAZERS

Fri., Nov. 23	@ POR	9:00 p.m.
Sat., Jan. 5	@ MN	7:00 p.m.
Mon., Feb. 4	@ MN	7:00 p.m.
Sat., Mar. 2	@ POR	9:00 p.m.

SERIES FACTS

OVERALL: 26-64 • HOME: 15-29 • ROAD: 11-35 • PRESEASON: 1-1 • PLAYOFFS: 1-3

Biggest Wolves Win: 21 (96-75 - 01/08/04, Home)

Biggest Wolves Loss: 30 (91-121 - 03/30/91, Road)

Current Overall Streak: L1 Home: W1 Road: L1

Last Wolves Win: 106-94 @ Minnesota, 03/07/12

Last Wolves Loss: 106-119 @ Portland, 04/01/12

GAME-BY-GAME

DATE	H/A	W/L	MIN-OPP	DATE	H/A	W/L	MIN-OPP	DATE	H/A	W/L	MIN-OPP
11/05/89	A	L	83-93	02/02/97	H	W	103-102	01/15/05	H	W	92-84
01/11/90	H	L	80-82					01/22/05	A	W	92-83
03/25/90	A	W	110-105	11/04/97	A	L	105-122	02/27/05	A	W	91-83
04/10/90	H	L	94-106	11/26/97	H	L	90-96				
				01/09/98	H	W	96-91	11/02/05	H	W	90-86
11/29/90	A	L	92-107	03/12/98	A	L	92-95	12/07/05	A	W	84-74
01/15/91	H	L	117-132					12/23/05	H	L	83-91
03/30/91	A	L	91-121	02/28/99	H	L	93-100	02/03/06	A	L	85-89
04/02/91	H	L	93-104	03/05/99	A	L	85-97				
				04/25/99	A	L	84-100	11/04/06	A	L	86-88
11/15/91	H	L	102-107					11/14/06	H	W	101-89
12/16/91	A	L	104-119	11/24/99	H	L	81-88	01/24/07	A	L	98-101*
03/11/92	H	L	113-124	12/09/99	A	L	86-90	03/25/07	H	W	94-93
03/17/92	A	L	91-111	01/06/00	H	W	98-96				
				03/16/00	A	W	96-92	12/28/07	A	L	98-109
01/20/93	H	L	94-110					01/02/08	H	L	79-90
02/02/93	A	W	104-91	01/27/01	H	W	93-80	03/11/08	H	L	96-103
04/11/93	A	L	110-127	02/13/01	A	L	88-109	03/15/08	A	L	96-107
04/16/93	H	L	109-117	04/01/01	A	W	99-95				
				04/04/01	H	W	83-79	11/08/08	A	L	93-97
12/08/93	H	L	111-114					11/15/08	H	L	83-88
12/18/93	A	L	95-105	12/30/01	A	W	95-93	02/27/09	H	L	82-102
01/28/94	A	L	98-109	02/06/02	H	W	113-103	03/07/09	A	L	93-95
04/22/94	H	L	103-118	03/06/02	A	L	78-85				
				03/23/02	H	L	99-108	11/08/09	A	L	93-116
02/03/95	H	L	97-112					11/11/09	H	L	84-107
02/21/95	A	L	86-99	12/14/02	H	L	92-98*	11/21/09	A	L	78-106
03/12/95	H	L	88-102	01/18/03	A	W	104-98	02/27/10	H	L	91-110
04/04/95	A	L	91-95	03/16/03	H	W	111-95				
				04/06/03	A	W	97-78	12/17/10	A	L	102-107
11/10/95	H	L	102-108					01/07/11	H	L	98-108
01/07/96	A	L	97-113	12/26/03	A	L	92-101	01/17/11	A	L	102-113
02/07/96	H	L	93-103	01/08/04	H	W	96-75	02/14/11	H	L	81-95
03/19/96	A	L	78-106	03/10/04	A	L	79-92				
11/07/96	A	L	94-95*	03/14/04	H	L	83-92	03/03/12	A	W	127-124
11/12/96	H	W	100-97					03/07/12	H	W	106-94
01/25/97	A	L	94-101	12/14/04	H	W	100-89	04/01/12	A	L	106-119



DEMARCUS COUSINS

OWNERSHIP: Maloof Sports and Entertainment
PRESIDENT, BASKETBALL OPERATIONS: Geoff Petrie
HEAD COACH: Paul Westphal
ASSISTANT COACHES: Jim Eyen, Keith Smart, Bobby Jackson, Clifford Ray
ATHLETIC TRAINER: Pete Youngman
VP OF MEDIA RELATIONS/BASKETBALL OPERATIONS: Troy Hanson
EXEC. DIRECTOR OF MEDIA RELATIONS/BASKETBALL OPERATIONS: Darrin May
MANAGER, BASKETBALL INFORMATION: Darryl Arata
MANAGER, MEDIA RELATIONS: Devin Blankenship
MEDIA RELATIONS COORDINATOR: Chris Clark
HOME COURT: Sleep Train Arena (17,317; 1988)
FOUNDED: 1948-49 - Rochester Royals; 1957-58 - Cincinnati Royals; 1972-73 - Kansas City-Omaha Kings; 1975-76 - Kansas City Kings; 1985-86 - Sacramento Kings
NBA TITLES: One (1950-51)

12-13 VS. KINGS

Fri., Nov. 2 @ MN 7:00 p.m.
 Tue., Nov. 27 @ SAC 9:00 p.m.
 Thu., Mar. 21 @ SAC 9:00 p.m.

• SACRAMENTO KINGS •

WESTERN CONFERENCE - PACIFIC DIVISION

One Sports Parkway | Sacramento, CA 95834

916.455.4647



2011-12 WOLVES VS. KINGS (2-2)

DATE	SITE	FINAL SCORE	WOLVES HIGH	KINGS HIGH	ATTENDANCE
01/16/12	Minnesota	W 99-86	Love 33	3 Players 12	16,159
02/07/12	Minnesota	W 86-84	Pekovic 23	Thornton 22	14,073
03/18/12	Sacramento	L 99-115	Love 21	Thornton 24	15,616
04/02/12	Sacramento	L 108-116	Love 23	Evans 24	12,279

SERIES FACTS

OVERALL: 45-44 • HOME: 29-16 • ROAD: 16-28 • PRESEASON: 0-0 • PLAYOFFS: 4-3

Biggest Wolves Win: 29 (117-88 - 02/07/01, Home)

Biggest Wolves Loss: 32 (95-127 - 03/20/11, Home)

Current Overall Streak: L2 Home: W2 Road: L2

Last Wolves Win: 86-84 @ Minnesota, 02/07/12

Last Wolves Loss: 108-116 @ Sacramento, 04/02/12

GAME-BY-GAME

DATE	H/A	W/L	MIN-OPP	DATE	H/A	W/L	MIN-OPP	DATE	H/A	W/L	MIN-OPP
11/09/90	A	L	70-84	02/18/97	A	L	84-95	12/10/04	H	W	113-105
01/29/90	H	W	109-91					01/30/05	H	L	84-94
03/21/90	A	L	84-90	12/05/97	H	W	101-90	04/03/05	A	W	112-100
03/28/90	H	W	93-88	12/22/97	A	L	79-87				
				02/22/98	H	W	113-95	12/04/05	A	W	85-77
11/27/90	A	W	89-80	03/29/98	A	W	104-96	12/13/05	H	L	91-93
12/18/90	A	L	99-108					03/19/06	H	W	95-89
01/30/91	H	L	109-117	02/21/99	H	W	102-90				
04/15/91	H	W	112-94	03/12/99	A	W	101-95	11/01/06	H	W	92-83
				04/03/99	H	W	105-96	11/06/06	A	L	81-93
11/09/91	A	W	84-80	04/23/99	A	L	97-105	01/31/07	H	L	98-100
12/30/91	H	L	109-117					03/21/07	A	W	95-89
03/29/92	H	L	86-112	11/05/99	A	L	95-100				
04/11/92	A	L	94-114	11/06/99	H	W	114-101	11/10/07	A	L	93-100
				01/31/00	H	W	105-90	11/14/07	H	W	108-103
12/23/92	H	L	96-102*	04/07/00	A	W	95-92	03/07/08	A	W	111-103
01/23/93	A	L	108-113								
02/18/93	H	W	121-114	11/04/00	H	W	99-91	10/29/08	H	W	98-96
03/11/93	A	L	95-109	01/08/01	A	L	97-100	11/07/08	A	L	109-121
				02/07/01	H	W	117-88	12/15/08	A	L	103-118
11/19/93	H	W	113-108	03/30/01	A	L	98-110	04/15/09	H	L	90-97
12/01/93	A	W	111-101								
03/09/94	H	L	96-104	12/14/01	H	W	114-94	12/12/09	A	L	100-120
04/02/94	A	L	87-102	12/28/01	A	L	111-125	12/18/09	H	W	112-96
				02/03/02	H	L	107-112	03/14/10	A	L	100-114
12/22/94	A	L	89-109	04/09/02	A	L	103-122	03/31/10	H	W	108-99
01/10/95	H	L	85-98								
03/01/95	A	W	98-87	11/27/02	H	W	90-74	10/27/10	H	L	116-117
03/26/95	H	L	98-104	12/03/02	A	L	86-98	11/10/10	A	W	98-89
				01/10/03	H	W	115-109*	03/20/11	H	L	95-127
				03/05/03	A	L	95-96*				
11/03/95	A	L	86-95					01/16/12	H	W	99-86
01/15/96	H	W	103-94					02/07/12	H	W	86-84
02/13/96	A	W	94-90	11/05/03	H	L	121-125*	03/18/12	A	L	99-115
03/15/96	H	W	113-87	12/05/03	A	W	112-109*	04/02/12	A	L	108-116
				02/19/04	H	W	92-75				
				04/08/04	A	W	94-86				
12/03/96	H	L	89-96								
12/19/96	A	L	105-112								
01/28/97	H	L	88-91	11/28/04	A	W	121-110				



TIM DUNCAN

CHAIRMAN & CEO: Peter M. Holt
PRESIDENT OF BASKETBALL OPERATIONS/HEAD COACH: Gregg Popovich
PRESIDENT OF SPORTS FRANCHISES/GENERAL MANAGER: R.C. Buford
ASSISTANT GENERAL MANAGER: Scott Layden
ASSISTANT COACHES: Mike Budenholzer, Brett Brown, Ime Udoka, Chip Engelland, Chad Forcier
HEAD ATHLETIC TRAINER: Will Sevensen
DIRECTOR OF BASKETBALL COMMUNICATIONS: Tom James
BASKETBALL COMMUNICATIONS MANAGER: Jason Wallace
BASKETBALL COMMUNICATIONS COORDINATOR: Mitch Heckart
HOME COURT: AT&T Center (18,581; 2002)
FOUNDED: 1967-68 - Dallas Chaparrals; 1970-71 - Texas Chaparrals; 1973-74 - San Antonio Spurs; entered NBA - 1976-77
NBA TITLES: Four (1998-99, 2002-03, 2004-05, 2006-07)

12-13 VS. SPURS

Sun., Jan. 13	@ SA	6:00 p.m.
Wed., Feb. 6	@ MN	8:00 p.m.
Tue., Mar. 12	@ MN	7:00 p.m.
Wed., Apr. 17	@ SA	7:00 p.m.

• SAN ANTONIO SPURS •

WESTERN CONFERENCE - SOUTHWEST DIVISION

One AT&T Center | San Antonio, TX 78219

210.444.5500



2011-12 WOLVES VS. SPURS (2-1)

DATE	SITE	FINAL SCORE	WOLVES HIGH	SPURS HIGH	ATTENDANCE
01/02/12	Minnesota	W 106-96	Love 24	2 Players 16	14,514
01/27/12	Minnesota	W 87-79	2 Players 18	Parker 20	16,699
03/21/12	San Antonio	L 100-116	Barea 18	Duncan 21	18,581

SERIES FACTS

OVERALL: 25-69 • HOME: 17-30 • ROAD: 8-39 • PLAYOFFS: 2-6

Biggest Wolves Win: 24 (112-88 - 02/23/02, Road)

Biggest Wolves Loss: 38 (84-122 - 12/30/95, Road)

Current Overall Streak: L1 Home: W2 Road: L15

Last Wolves Win: 87-79 @ Minnesota, 01/27/12

Last Wolves Loss: 100-116 @ San Antonio, 03/21/12

GAME-BY-GAME

DATE	H/A	W/L	MIN-OPP	DATE	H/A	W/L	MIN-OPP	DATE	H/A	W/L	MIN-OPP
11/15/89	H	L	76-86	11/01/96	H	W	82-78	03/23/04	H	W	86-81
01/06/90	A	L	96-109	01/20/97	H	W	96-83	12/23/04	A	L	82-96
02/23/90	A	L	95-105	01/31/97	A	W	97-95	03/16/05	A	L	73-89
03/12/90	H	L	88-92	02/26/97	A	W	108-89	04/20/05	H	W	95-73
04/03/90	A	W	92-90								
11/21/90	A	L	100-114	11/11/97	H	L	92-93	12/15/05	H	L	88-90
12/15/90	H	L	74-90	11/15/97	A	W	105-94	01/06/06	A	L	77-83
01/26/91	A	L	105-112	02/24/98	A	L	99-105	01/28/06	A	L	88-102
04/07/91	H	L	87-92	03/18/98	H	L	76-92	04/16/06	H	L	90-103
11/20/91	A	L	106-113	02/06/99	A	L	82-96	12/13/06	A	L	82-95
12/11/91	H	L	85-98	02/09/99	H	W	74-70	01/03/07	H	W	103-101*
01/16/92	H	L	111-125	02/22/99	H	W	95-89	04/13/07	H	L	91-110
01/31/92	A	L	101-103	04/14/99	A	L	79-95				
02/19/92	A	L	103-113	01/04/00	H	W	91-88	11/30/07	H	L	91-106
03/03/92	H	L	102-103	01/27/00	A	L	80-92	01/12/08	A	L	88-105
01/13/93	H	L	81-89	02/27/00	H	W	102-98	02/21/08	H	L	99-100
02/06/93	A	L	95-104	03/02/00	A	W	108-102	03/28/08	A	L	84-99
03/06/93	H	W	106-105					11/05/08	H	L	125-129**
03/24/93	H	L	92-105	11/02/00	A	L	91-103	12/12/08	H	L	86-98
04/02/93	A	L	101-108	11/17/00	H	W	99-94*	12/23/08	A	L	93-99
11/09/93	A	L	95-110	02/16/01	H	L	85-91	03/17/09	A	L	86-93
01/11/94	A	L	98-108	03/14/01	A	L	100-106*				
01/20/94	H	W	93-83	11/24/01	H	W	99-94	12/29/09	A	L	99-117
02/21/94	H	L	89-114	02/04/02	A	L	83-113	03/12/10	H	L	85-103
04/11/94	A	L	89-101	02/23/02	A	W	112-88	04/12/10	A	L	111-133
11/19/94	H	L	101-109	03/01/02	H	L	77-85				
11/28/94	A	L	88-92					11/24/10	H	L	109-113*
03/14/95	A	L	100-115	11/11/02	A	L	75-91	12/03/10	A	L	101-107
03/24/95	H	L	97-111	01/27/03	H	W	106-95	01/09/11	A	L	91-94
04/23/95	H	L	91-97	03/12/03	H	L	99-111	01/11/11	H	L	96-107
11/15/95	H	L	96-105	03/21/03	A	W	101-94*				
12/30/95	A	L	84-122					01/02/12	H	W	106-96
01/19/96	H	W	100-92	01/14/04	A	W	100-93	01/27/12	H	W	87-79
02/02/96	A	L	90-101	02/22/04	H	L	92-94	03/21/12	A	L	100-116
				03/18/04	A	L	86-106				



• TORONTO RAPTORS •

EASTERN CONFERENCE - ATLANTIC DIVISION

50 Bay Street, Suite 500 | Toronto, ON M5J 2L2

416.815.5600



DEMAR DEROZAN

CHAIRMAN OF THE BOARD: Larry Tanenbaum

PRESIDENT AND GENERAL MANAGER: Bryan Colangelo

EXECUTIVE VP OF BASKETBALL OPERATIONS: Ed Stefanski

HEAD COACH: Dwane Casey

ASSISTANT COACHES: Johnny Davis, Tom Sterner, Scott Roth, Micah Nori

ASSISTANT COACH/PLAYER DEVELOPMENT: Eric Hughes

HEAD ATHLETIC TRAINER: Scott McCullough

DIRECTOR, MEDIA RELATIONS: Jim LaBumbard

COORDINATOR, MEDIA RELATIONS: Roven Yau

COORDINATOR, MEDIA RELATIONS: Phil Summers

HOME COURT: Air Canada Centre (19,800; 1999)

FOUNDED: 1995-96

NBA TITLES: None

12-13 VS. RAPTORS

Sun., Nov. 4 @ TOR 5:00 p.m.

Fri., Apr. 5 @ MN 7:00 p.m.

2011-12 WOLVES VS. RAPTORS (0-1)

DATE	SITE	FINAL SCORE	WOLVES HIGH	RAPTORS HIGH	ATTENDANCE
01/09/12	Toronto	87-97	Barea 16	Bargnani 31	14,097

SERIES FACTS

OVERALL: 12-20 • HOME: 9-6 • ROAD: 3-14 • PRESEASON: 4-4

Biggest Wolves Win: 32 (112-80 - 03/19/02, Home)

Biggest Wolves Loss: 23 (82-105 - 02/10/08, Home)

Current Overall Streak: L2 Home: W1 Road: L2

Last Wolves Win: 103-87 @ Minnesota, 01/29/11

Last Wolves Loss: 87-97 @ Toronto, 01/09/12

GAME-BY-GAME

DATE	H/A	W/L	MIN-OPP	DATE	H/A	W/L	MIN-OPP	DATE	H/A	W/L	MIN-OPP
11/17/95	A	L	96-114	02/03/01	A	W	108-105	12/27/06	A	L	97-100
04/08/96	H	W	115-101	01/25/02	A	L	100-107	04/09/07	H	L	100-111
				03/19/02	H	W	112-80	02/10/08	H	L	82-105
11/30/96	H	W	79-70	01/12/03	A	L	91-105	02/27/08	A	L	85-107
01/21/97	A	L	106-118	01/20/03	H	W	89-81	02/10/09	H	L	102-110
01/24/98	A	L	107-113*	11/01/03	H	W	73-56	02/24/09	A	L	110-118
03/06/98	H	W	113-91	01/21/04	A	W	108-97	12/08/09	A	L	88-94
02/26/99	A	L	92-102	12/15/04	A	L	90-96	03/22/10	H	L	100-106
				01/17/05	H	L	91-100	01/29/11	H	W	103-87
02/25/00	A	W	107-85	02/13/06	H	L	94-88	02/04/11	A	L	100-111
03/26/00	H	W	106-101*	03/24/06	A	L	77-97	01/09/12	A	L	87-97
12/26/00	H	W	100-97								



• UTAH JAZZ •

WESTERN CONFERENCE - NORTHWEST DIVISION

301 West South Temple | Salt Lake City, UT 84101

801.325.2500



AL JEFFERSON

OWNER: Gail Miller

CHIEF EXECUTIVE OFFICER: Greg Miller

EXEC. VP OF BASKETBALL OPS./GENERAL MANAGER: Kevin O'Connor

HEAD COACH: Tyrone Corbin

ASSISTANT COACHES: Sidney Lowe, Scott Layden, Jeff Hornacek

HEAD ATHLETIC TRAINER: Gary Briggs

SR. VICE PRESIDENT, COMMUNICATIONS: Linda Luchetti

DIRECTOR, COMMUNICATIONS: Jonathan Rinehart

SR. MANAGER, COMMUNICATIONS: Derek Garduno

MANAGER, COMMUNICATIONS: Hannah Lee

HOME COURT: EnergySolutions Arena (19,911; 1991)

FOUNDED: 1974-75 - New Orleans Jazz; 1978-79 - Utah Jazz

NBA TITLES: None

12-13 VS. JAZZ

Wed., Jan. 2	@ UTA	8:00 p.m.
Wed., Feb. 13	@ MN	7:00 p.m.
Fri., Apr. 12	@ UTA	8:00 p.m.
Mon., Apr. 15	@ MN	7:00 p.m.

2011-12 WOLVES VS. JAZZ (1-2)

DATE	SITE	FINAL SCORE	WOLVES HIGH	JAZZ HIGH	ATTENDANCE
01/21/12	Utah	L 98-108	Rubio 17	Milsap 26	19,911
02/22/12	Minnesota	W 100-98	Barea 22	Milsap 25	18,776
03/15/12	Utah	L 105-111 (OT)	Love 25	Hayward 26	18,053

SERIES FACTS

OVERALL: 32-64 • HOME: 21-27 • ROAD: 11-37

Biggest Wolves Win: 25 (111-86 - 04/06/05, Home)

Biggest Wolves Loss: 35 (80-115 - 01/30/95, Road)

Current Overall Streak: L1 Home: W2 Road: L5

Last Wolves Win: 100-98 @ Minnesota, 02/22/12

Last Wolves Loss: 105-111 (OT) @ Utah, 03/15/12

GAME-BY-GAME

DATE	H/A	W/L	MIN-OPP	DATE	H/A	W/L	MIN-OPP	DATE	H/A	W/L	MIN-OPP
11/21/89	H	L	101-103*	12/06/96	A	L	95-106	04/06/05	H	W	111-86
12/17/89	H	L	112-122	12/23/96	H	W	107-98	04/15/05	A	W	100-84
02/13/90	A	L	104-110*	03/09/97	H	L	106-105	12/05/05	A	W	91-77
04/15/90	H	L	90-103	04/19/97	A	L	89-101	02/10/06	H	L	80-94
04/20/90	A	L	89-97					03/08/06	A	L	93-96
11/18/90	H	L	94-103	11/24/97	A	L	124-133*	04/07/06	H	L	95-103
11/30/90	A	L	79-96	03/16/98	H	L	96-102	12/08/06	H	W	110-103
02/05/91	H	W	94-93	04/11/98	H	W	110-103	01/22/07	A	L	91-106
02/16/91	A	L	107-115	04/14/98	A	L	109-126	03/02/07	H	L	83-109
03/23/91	A	L	89-95	03/13/99	A	L	72-99	03/28/07	A	L	102-108
11/01/91	H	L	97-112	03/15/99	H	L	83-90				
01/11/92	H	W	101-96	04/18/99	H	L	76-97	02/26/08	H	W	111-100
01/14/92	A	L	110-116	11/19/99	H	W	89-84	03/05/08	A	L	76-105
04/05/92	H	W	93-91	11/22/99	A	L	93-108	03/30/08	H	W	110-103
04/17/92	A	L	106-120	01/19/00	A	W	91-88	04/02/08	A	L	100-117
12/03/92	A	L	91-110	01/29/00	H	W	96-94	12/09/08	H	L	96-99
12/28/92	A	L	95-114	11/06/00	A	L	92-98	01/20/09	A	L	107-112
02/15/93	H	L	91-112	12/23/00	H	L	92-98	02/25/09	H	L	103-120
03/09/93	A	L	107-116	01/17/01	A	W	89-81	04/03/09	A	W	103-102
04/25/93	H	W	113-111	04/15/01	H	W	107-100	12/05/09	H	W	108-101
11/06/93	H	L	95-105	12/12/01	A	W	98-87	12/14/09	A	W	110-108
12/15/93	H	L	95-97	01/04/02	H	W	93-86	12/30/09	H	L	103-107
12/27/93	A	L	93-97	03/02/02	A	W	116-105	03/17/10	A	L	100-122
01/26/94	H	W	100-98	03/17/02	H	L	89-96	12/22/10	H	L	107-112
03/08/94	A	L	86-100	11/29/02	A	L	77-95	01/28/11	A	L	100-108
12/01/94	A	W	96-94	01/04/03	H	L	97-105	03/11/11	H	W	122-101
12/14/94	H	L	95-103	02/17/03	A	L	97-109	03/16/11	A	L	104-119
01/30/95	A	L	80-115	02/26/03	H	W	92-85				
04/18/95	H	L	94-113	11/03/03	A	L	88-93	01/21/12	A	L	98-108
04/21/95	A	L	96-99	11/14/03	H	L	77-85	02/22/12	H	W	100-98
11/18/95	H	L	102-126	02/11/04	A	W	77-66	03/15/12	A	L	105-111 (OT)
12/18/95	A	L	83-99	04/12/04	H	W	104-90				
03/10/96	H	L	96-104								
04/05/96	A	W	103-99	01/28/05	H	W	93-91				
				02/11/05	A	L	82-100				

• WASHINGTON WIZARDS •

EASTERN CONFERENCE - SOUTHEAST DIVISION

601 F Street NW | Washington, DC 20004

202.661.5000



JOHN WALL

MAJORITY OWNER: Ted Leonsis

PRESIDENT: Ernie Grunfeld

VICE PRESIDENT OF BUSINESS OPERATIONS: Greg Bibb

VICE PRESIDENT BASKETBALL ADMINISTRATION: Tommy Sheppard

VICE PRESIDENT OF PLAYER PERSONNEL: Milt Newton

HEAD COACH: Randy Wittman

ASSISTANT COACHES: Don Newman, Don Zierden, Sam Cassell, Jerry Sichting, Ryan Saunders, Gene Banks

HEAD ATHLETIC TRAINER: Eric Waters

SR. DIRECTOR, COMMUNICATIONS: Scott Hall

DIRECTOR, CORPORATE COMMUNICATIONS: Ketsia Colimon

COMMUNICATIONS MANAGER: Daren Jenkins

HOME COURT: Verizon Center (20,173; 1997)

FOUNDED: 1961-62 - Chicago Packers; 1962-63 - Chicago Zephyrs; 1963-64 - Baltimore Bullets; 1973-74 - Capital Bullets; 1974-75 - Washington Bullets; 1997-98 - Washington Wizards

NBA TITLES: One (1977-78)

2011-12 WOLVES VS. WIZARDS (1-0)

DATE	SITE	FINAL SCORE	WOLVES HIGH	WIZARDS HIGH	ATTENDANCE
01/08/12	Washington	93-72	Love 20	2 Players 14	13,095

SERIES FACTS

OVERALL: 18-25 • HOME: 11-10 • ROAD: 7-15 • PRESEASON: 3-1

Biggest Wolves Win: 35 (109-74 - 12/26/04, Home)

Biggest Wolves Loss: 16 (89-105 - 11/16/07, Home)

Current Overall Streak: W1 Home: W2 Road: W1

Last Wolves Win: 93-72 @ Washington, 01/08/12

Last Wolves Loss: 96-103 @ Washington, 03/05/11

GAME-BY-GAME

DATE	H/A	W/L	MIN-OPP	DATE	H/A	W/L	MIN-OPP	DATE	H/A	W/L	MIN-OPP
12/19/89	A	L	99-112	04/04/97	H	W	97-95	11/17/05	H	W	109-98
02/27/90	H	W	104-88	11/13/97	H	L	88-91*	02/21/06	A	L	78-90
01/04/91	H	L	100-111	12/06/97	A	L	103-114	02/20/07	A	L	100-112
04/21/91	A	W	89-87	02/02/00	A	L	93-103	02/25/07	H	W	98-94
11/13/91	H	L	114-119*	03/07/00	H	L	86-90	11/16/07	H	L	89-105
03/13/92	A	L	115-118	12/07/00	H	W	105-88	12/11/07	A	L	88-102
11/20/92	H	L	100-108	01/02/01	A	L	108-115	02/17/09	A	L	103-111
11/27/92	A	W	102-83	01/12/02	A	W	108-100	03/09/09	H	L	99-110
12/20/93	H	L	84-99	01/21/02	H	W	105-101	12/26/09	H	W	101-89
02/17/94	A	L	105-109	11/05/02	H	W	90-86	02/17/10	A	L	99-108
12/17/94	A	W	96-87	01/25/03	A	W	97-89	01/13/11	H	W	109-97
02/14/95	H	L	96-99	12/12/03	A	W	110-91	03/05/11	A	L	96-103
02/16/96	H	L	96-108	04/02/04	H	W	91-73	01/08/12	A	W	93-72
04/12/96	A	L	106-116	12/26/04	H	W	109-74				
11/25/96	A	L	98-105	01/08/05	A	L	114-117				

12-13 VS. WIZARDS

Fri., Jan. 25 @ WAS 6:00 p.m.

Wed., Mar. 6 @ MN 7:00 p.m.



• NBA DIRECTORY •

NEW YORK OFFICES

Olympic Tower
645 Fifth Avenue
New York, NY 10022
Phone: (212) 407-8000
Fax: (212) 832-3861

NEW JERSEY OFFICES

100 Plaza Drive
Secaucus, NJ 07094
Phone: (201) 865-1500
Fax: (201) 974-5973

NBA CITY

6068 Universal Boulevard
Orlando, FL 32819
Phone: (407) 363-5919
Fax: (407) 370-3178

INTERNATIONAL OFFICES

EUROPE

Headquarters - NBA EMEA
125 Kensington High Street
London, W8 5SF, UK
Phone: 011-44-20-7795-8921
Fax: 011-44-20-7795-8901

Italy

Via Dogana 3
20123, Milano, Italy
Phone: 011-39-02-8648-9361
Fax: 011-39-02-809-250

Spain

pq. Empresarial 'La Finca'
Edif. 15A, 28223
Pozuelo de Alarcón
Madrid, Spain
Phone: 011-34-91297-9700
Fax: 011-34-91799-5999

Turkey

Astoria Is Merkezi
Buyukdere Cad. No:127 A Kule K:9
Esentepe 34394, Istanbul, Turkey
Phone: +90-212-340-7600
Fax: +90-212-340-7601

AFRICA

Nelson Mandela Square, 2nd Floor
West Tower
Maude Street, Sandton
Johannesburg, South Africa
Phone: 011-27-11-881-5980
Fax: 011-27-0-867-26-6351

CANADA

40 Bay Street, Suite 400
Toronto, Ontario
Canada M5J 2X2
Phone: 416-364-2030
Fax: 416-364-0205

INDIA

Parinee Crescenzo
1st Floor, C38 & C39
BCK, Mumbai 51
Phone: 011-91-22-330-40608

MEXICO

Av. Santa Fe #94 A Tower 8th Floor
Col. Zedec Santa Fe.
Mexico City, Mexico 01210
Phone: 011-52-55-88511146

ASIA/PACIFIC

Hong Kong

3101, The Lee Gardens
33 Hysan Avenue
Causeway Bay, Hong Kong
Phone: 011-852-2843-9600
Fax: 011-852-2536-4808

Taiwan

Suite 1303, No. 88, Section 2,
Chung Hsiao East Road
Taipei, Taiwan ROC
Phone: 011-886-2-2358-1900
Fax: 011-886-2-2358-1098

Korea

41F Gangnam Finance Center
737 Yeoksam-dong, Gangnam-gu
Seoul Korea 135-984
Phone: 011-822 2008 4617
Fax: 011-822 2008 4618

China—Beijing

19th Floor, Office Tower 2,
China Central Place,
No. 79 Jianguo Road,
Chaoyang District,
Beijing 100025, China
Phone: 011-86-10-5200-8200
Fax: 011-86-10-5200-8202

China—Shanghai

Unit 2703-08, 27/F,
Tower, 2, Plaza 66
1366 Nanjing West Road
Shanghai 200040, China
Phone: 011-860-21-6137-2200
Fax: 011-86-21-6288-9920

• NBA KEY DATES & TERMS •

2012

September 28
September 29

October 1
October 2
October 5

October 6
October 7

October 7

October 9

October 11

October 14

October 19
October 24
October 30

2012 NBA Team Media Days for teams competing in international preseason contests
2012 NBA Training Camps open for practice for teams competing in international pre season contests
2012 NBA Team Media Days
2012 NBA Training Camps open for practice
NBA Europe Live 2012 (Boston Celtics @ Ulker Fenerbahce in Istanbul, Turkey at Ulker Sports Arena)
NBA Europe Live 2012 (Dallas Mavericks @ Alba Berlin in Berlin, Germany at O2 World)
NBA Europe Live 2012 (Boston Celtics @ EA7 Emporio Armani in Milan, Italy at Mediolanum Forum)
NBA Mexico Games 2012 (New Orleans Hornets vs. Orlando Magic in Mexico City, Mexico at Mexico City Arena)
NBA Europe Live 2012 (Dallas Mavericks @ FC Barcelona in Barcelona, Spain at Palau Sant Jordi)
NBA China Games 2012 (Miami Heat vs. L.A. Clippers in Beijing, China at MasterCard Arena)
NBA China Games 2012 (Miami Heat vs. L.A. Clippers in Shanghai, China at Mercedes-Benz Arena)
NBA Canada Series (Toronto Raptors vs. New York Knicks in Montreal, Canada)
NBA Canada Series (Minnesota Timberwolves vs. Detroit Pistons in Winnipeg, Canada)
2012-13 Season Tips Off

2013

January 7
January 10
February 15-17
February 21
April 10-13
April 17
April 20
April 28
May 7
May 21
May 22
June 6
June 17
June 20
June 27

10-day Contracts can now be signed
All Contracts are guaranteed for remainder of the season
2013 NBA All-Star (Houston)
2013 NBA Trade Deadline (3 p.m. ET)
Portsmouth Invitational Tournament (Portsmouth, VA)
Regular Season ends
2013 NBA Playoffs begin
NBA Draft Early Entry Eligibility Deadline (11:59 p.m. ET)
Conference Semifinals begin (possible move-up to May 6)
2013 NBA Draft Lottery
Conference Finals begin (possibly move-up to May 21)
The Finals begin (possible move-up to June 4)
NBA Draft Early Entry Withdrawal Deadline (5 p.m. ET)
Last possible date for 2013 NBA Finals (possible move-up to June 18)
2013 NBA Draft

• 2011-12 NBA STANDINGS/AWARD WINNERS •

EASTERN CONFERENCE

ATLANTIC DIVISION	W	L	PCT	GB	HOME	ROAD
Boston	39	27	.591	-	24-9	15-18
New York	36	30	.545	3	22-11	14-19
Philadelphia	35	31	.530	4	19-14	16-17
Toronto	23	43	.348	16	13-20	10-23
New Jersey	22	44	.333	17	9-24	13-20

CENTRAL DIVISION	W	L	PCT	GB	HOME	ROAD
Chicago	50	16	.758	-	26-7	24-9
Indiana	42	24	.636	8	23-10	19-14
Milwaukee	31	35	.470	19	17-16	14-19
Detroit	25	41	.379	25	18-15	7-26
Cleveland	21	45	.318	29	11-22	10-23

SOUTHEAST DIVISION	W	L	PCT	GB	HOME	ROAD
Miami	46	20	.697	-	28-5	18-15
Atlanta	40	26	.606	6	23-10	17-16
Orlando	37	29	.561	9	21-12	16-17
Washington	20	46	.303	26	11-22	9-24
Charlotte	7	59	.106	39	4-29	3-30

WESTERN CONFERENCE

SOUTHWEST DIVISION	W	L	PCT	GB	HOME	ROAD
San Antonio	50	16	.758	-	28-5	22-11
Memphis	41	25	.621	9	26-7	15-18
Dallas	36	30	.545	14	23-10	13-20
Houston	34	32	.515	16	22-11	12-21
New Orleans	21	45	.318	29	11-22	10-23

NORTHWEST DIVISION	W	L	PCT	GB	HOME	ROAD
Oklahoma City	47	19	.712	-	26-7	21-12
Denver	38	28	.576	9	20-13	18-15
Utah	36	30	.545	11	25-8	11-22
Portland	28	38	.424	19	20-13	8-25
Minnesota	26	40	.394	21	13-20	13-20

PACIFIC DIVISION	W	L	PCT	GB	HOME	ROAD
L.A. Lakers	41	25	.621	-	26-7	15-18
L.A. Clippers	40	26	.606	1	24-9	16-17
Phoenix	33	33	.500	8	19-14	14-19
Golden State	23	43	.348	18	12-21	11-22
Sacramento	22	44	.333	19	16-17	6-27

NBA MOST VALUABLE PLAYER.....	LeBron James, Miami
NBA COACH OF THE YEAR.....	Gregg Popovich, San Antonio
T-MOBILE NBA ROOKIE OF THE YEAR.....	Kyrie Irving, Cleveland
NBA MOST IMPROVED PLAYER.....	Ryan Anderson, Orlando
NBA DEFENSIVE PLAYER OF THE YEAR.....	Tyson Chandler, New York
NBA SIXTH MAN AWARD.....	James Harden, Oklahoma City
J. WALTER KENNEDY CITIZENSHIP AWARD.....	Pau Gasol, L.A. Lakers
NBA SPORTSMANSHIP AWARD.....	Jason Kidd, Dallas
NBA EXECUTIVE OF THE YEAR.....	Larry Bird, Indiana

2012 ALL-NBA TEAM

(By Sportswriters, Broadcasters in NBA Cities)

First Team

LeBron James, Miami
Kevin Durant, Oklahoma City
Dwight Howard, Orlando
Kobe Bryant, L.A. Lakers
Chris Paul, L.A. Clippers

Second Team

Kevin Love, Minnesota
Blake Griffin, L.A. Clippers
Andrew Bynum, L.A. Lakers
Tony Parker, San Antonio
Russell Westbrook, Oklahoma City

Third Team

Carmelo Anthony, New York
Dirk Nowitzki, Dallas
Tyson Chandler, New York
Dwayne Wade, Miami
Rajon Rondo, Boston

2012 ALL-DEFENSIVE TEAM

(By NBA Coaches)

First Team

LeBron James, Miami
Serge Ibaka, Oklahoma City
Dwight Howard, Orlando
Chris Paul, L.A. Lakers
Tony Allen, Memphis

Second Team

Kevin Garnett, Boston
Luol Deng, Chicago
Tyson Chandler, New York
Rajon Rondo, Boston
Kobe Bryant, L.A. Lakers

2012 T-MOBILE ALL-ROOKIE TEAM

(Selected without regard to position)

First Team

Kyrie Irving, Cleveland
Ricky Rubio, Minnesota
Kenneth Faried, Denver
Klay Thompson, Golden State
Iman Shumpert, New York
Kawhi Leonard, San Antonio
Brandon Knight, Detroit

Second Team

Chandler Parsons, Houston
Isaiah Thomas, Sacramento
MarShon Brooks, New Jersey
Derrick Williams, Minnesota
Tristan Thompson, Cleveland

• 2011-12 NBA LEADERS •

SCORING AVERAGE

	G	FG	FT	PTS	AVG
Durant, OKC.	66	643	431	1850	28.0
Bryant, LA-L	58	574	381	1616	27.9
James, Mia.	62	621	387	1683	27.1
Love, Min.	55	474	379	1432	26.0
Westbrook, OKC.	66	578	340	1558	23.6
Anthony, N.Y.	55	441	295	1245	22.6
Aldridge, Por.	55	486	223	1191	21.7
Nowitzki, Dal.	62	473	318	1342	21.6
D. Williams, N.J.	55	391	257	1154	21.0
Griffin, LA-C	66	561	244	1368	20.7
Ellis, G.S. - Mil.	58	450	219	1181	20.4
Lee, G.S.	57	464	219	1147	20.1
Paul, LA-C	60	425	260	1189	19.8
Pierce, Bos.	61	394	293	1181	19.4
Jefferson, Utah	61	516	137	1170	19.2
Jennings, Mil.	66	469	193	1260	19.1
Gay, Mem.	65	485	208	1232	19.0
J. Johnson, Atl.	60	423	158	1129	18.8
Smith, Atl.	66	504	203	1239	18.8
Bynum, LA-L	60	444	234	1123	18.7

REBOUNDS PER GAME

	G	OFF	DEF	TOT	AVG
Howard, Or.	54	200	585	785	14.5
Love, Min.	55	226	508	734	13.3
Bynum, LA-L	60	192	517	709	11.8
Cousings, Sac.	64	265	438	703	11.0
Humphries, N.J.	62	233	448	681	11.0
Griffin, LA-C	66	218	499	717	10.9
Gasol, LA-L	65	183	495	678	10.4
Gortat, Pho.	66	185	474	659	10.0
Chandler, N.Y.	62	212	400	612	9.9
Noah, Chi.	64	242	387	629	9.8
Monroe, Det.	66	239	398	637	9.7
Jefferson, Utah	61	133	452	585	9.6
Smith, Atl.	66	136	496	632	9.6
Lee, G.S.	57	171	374	545	9.6
Camby, Por.-Hou.	59	157	373	530	9.0
Duncan, S.A.	58	110	410	520	9.0
Gasol, Mem.	65	120	459	579	8.9
Ilyasova, Mil.	60	196	333	529	8.8
Hibbert, Ind.	65	213	359	572	8.8
Millsap, Utah	64	180	383	563	8.8

ASSISTS PER GAME

	G	AST	AVG
Rondo, Bos.	53	620	11.7
Nash, Pho.	62	664	10.7
Paul, LA-C	60	543	9.1
Calderon, Tor.	53	468	8.8
D. Williams, N.J.	55	481	8.7
Rubio, Min.	41	336	8.2
Wall, Was.	66	530	8.0
Parker, S.A.	60	463	7.7
Miller, Den.	66	441	6.7
Lawson, Den.	61	401	6.6
Conley, Mem.	62	404	6.5
Felton, Por.	60	390	6.5
James, Mia.	62	387	6.2
Ellis, G.S. - Mil.	58	346	6.0
Nelson, Or.	57	325	5.7
Sesions, Cle. - LA-L	64	354	5.5
Jennings, Mil.	66	365	5.5
Westbrook, OKC	66	362	5.5
Iguodala, Phi.	62	339	5.5
Vasquez, N.O.	66	359	5.4

FIELD GOAL PCT.

	FG	FGA	PCT
Chandler, N.Y.	241	355	.679
Howard, Or.	416	726	.573
Pekovic, Min.	256	454	.564
Bynum, LA-L	444	796	.558
McGee, Was. - Den.	307	552	.556
Gortat, Pho.	427	769	.555
Griffin, LA-C	561	1022	.549
Ibaka, OKC	262	490	.535
Blair, S.A.	269	504	.534
Boozer, Chi.	448	842	.532

3-PT FIELD GOAL PCT.

	3FG	3GA	PCT
Novak, N.Y.	133	282	.472
Ilyasova, Mil.	51	112	.455
Curry, G.S.	55	121	.455
Allen, Bos.	106	234	.453
Miller, Mia.	53	117	.453
Rush, G.S.	99	219	.452
Green, Atl.	50	113	.442
Farmar, N.J.	55	125	.440
Green, S.A.	102	234	.436
Korver, Chi.	118	271	.435

FREE THROW PCT.

	FT	FTA	PCT
Crawford, Por.	191	206	.927
Redick, Or.	143	157	.911
Nowitzki, Dal.	318	355	.896
Nash, Pho.	127	142	.894
Martin, Hou.	160	179	.894
Ridnour, Min.	106	119	.891
Anderson, Or.	150	171	.877
Augustin, Cha.	105	120	.875
Granger, Ind.	254	291	.873
Bargnani, Tor.	151	173	.873

STEALS PER GAME

	G	STL	AVG
Paul, LA-C	60	152	2.53
Conley, Mem.	62	136	2.19
James, Mia.	62	115	1.85
Millsap, Utah	64	118	1.84
Allen, Mem.	58	104	1.79
Iguodala, Phi.	62	107	1.73
Shumpert, N.Y.	59	101	1.71
Westbrook, OKC	66	112	1.70
George, Ind.	66	108	1.64
Teague, Atl.	66	106	1.61

BLOCKS PER GAME

	G	BLK	AVG
Ibaka, OKC	66	241	3.65
McGee, Was. - Den.	61	132	2.16
Howard, Or.	54	116	2.15
Jordan, LA-C	66	135	2.05
Hibbert, Ind.	65	128	1.97
Bynum, LA-L	60	116	1.93
Gasol, Mem.	65	121	1.86
Biyombo, Cha.	63	115	1.83
Smith, Atl.	66	115	1.74
Dalembert, Hou.	65	111	1.71

MINUTES PER GAME

	G	MIN	AVG
Deng, Chi.	54	2129	39.4
Love, Min.	55	2145	39.0
Durant, OKC	66	2546	38.6
Bryant, LA-L	58	2232	38.5
Howard, Or.	54	2070	38.3
James, Mia.	62	2326	37.5
Gasol, LA-L	65	2430	37.4
Gay, Mem.	65	2422	37.3
Lee, G.S.	57	2121	37.2
Rondo, Bos.	53	1957	36.9

• 2012 NBA DRAFT •

TEAM

1. New Orleans
2. Charlotte
3. Washington
4. Cleveland
5. Sacramento
6. Portland (from Brooklyn)
7. Golden State
8. Toronto
9. Detroit
10. New Orleans (from Minnesota via LAC)
11. Portland
12. Houston (from Milwaukee)
13. Phoenix
14. Milwaukee (from Houston)
15. Philadelphia
16. Houston (from New York)
17. Dallas
18. Houston (from Utah via Minnesota)
19. Orlando
20. Denver
21. Boston
22. Boston (from LAC via Oklahoma City)
23. Atlanta
24. Cleveland (from L.A. Lakers)
25. Memphis
26. Indiana
27. Miami Heat
28. Oklahoma City
29. Chicago
30. Golden State (from San Antonio)

Second Round

1. Charlotte
2. Washington
3. Cleveland
4. Cleveland (from New Orleans via Miami)
5. Golden State (from Brooklyn)
6. Sacramento
7. Toronto
8. Denver (from Golden State via New York)
9. Detroit
10. Portland (from Minnesota via Houston)
11. Portland
12. Milwaukee
13. Atlanta (from Phoenix)
14. Detroit (from Houston)
15. Philadelphia
16. New Orleans (from Dallas via Washington)
17. Utah
18. New York
19. Orlando
20. Denver
21. Boston
22. Golden State (from Atlanta)
23. L.A. Clippers
24. Philadelphia (from Memphis)
25. Dallas (from L.A. Lakers)
26. Toronto (from Indiana)
27. Brooklyn (from Miami)
28. Minnesota (from Oklahoma City)
29. San Antonio
30. L.A. Lakers (from CHI via MIL and BRK)

PLAYER

Anthony Davis
Michael Kidd-Gilchrist
Bradley Beal
Dion Waiters
Thomas Robinson
Damian Lillard
Harrison Barnes
Terrance Ross
Andre Drummond
Austin Rivers
Meyers Leonard
Jeremy Lamb
Kendall Marshall
John Henson
Maurice Harkless
Royce White
Tyler Zeller
Terrence Jones
Andrew Nicholson
Evan Fournier
Jared Sullinger
Fab Melo
John Jenkins
Jared Cunningham
Tony Wroten
Miles Plumlee
Arnett Moultrie
Perry Jones
Marquis Teague
Festus Ezeli

Jeffery Taylor
Tomas Satoransky
Bernard James
Jae Crowder
Draymond Green
Orlando Johnson
Quincy Acy
Quincy Miller
Khriston Middleton
Will Barton
Tyshawn Taylor
Doron Lamb
Mike Scott
Kim English
Justin Hamilton
Darius Miller
Kevin Murphy
Kostas Papanikolaou
Kyle O'Quinn
Izzet Turkyilmaz
Kris Joseph
Ognjen Kuzmic
Furkan Aldemir
Tomi Shengelia
Darius Johnson-Odom
Tomislav Zubcic
Ilkan Karaman
Robbie Hummel
Marcus Denmon
Robert Sacre

SCHOOL/COUNTRY

Kentucky
Kentucky
Florida
Syracuse
Kansas
Weber St.
North Carolina
Washington
Connecticut
Duke
Illinois
Connecticut
North Carolina
North Carolina
St. John's
Iowa State
North Carolina
Kentucky
St. Bonaventure
France
Ohio State
Syracuse
Vanderbilt
Oklahoma State
Washington
Duke
Mississippi State
Baylor
Kentucky
Vanderbilt
Vanderbilt
Russia
Florida State
Marquette
Michigan State
UC Santa Barbara
Baylor
Baylor
Texas A&M
Memphis
Kansas
Kentucky
Virginia
Missouri
LSU
Kentucky
Tennessee Tech
Greece
Norfolk State
Turkey
Syracuse
Bosnia an Herzegovina
Turkey
Georgia
Marquette
Croatia
Turkey
Purdue
Missouri
Gonzaga

• NBA CARES •

NBA Cares is the league's global social responsibility program that builds on the NBA's long tradition of addressing important social issues. The NBA and its teams and players support a wide range of initiatives, programs and non-profit partners that strive to positively impact children and families around the world.

As part of the league's mission to demonstrate leadership in social responsibility, NBA Cares reaches communities through philanthropy, hands-on service, and the creation of community legacy projects. Since the program's October 2005 launch, the league, its players, and its teams have donated more than \$165 million to charity, provided more than 1.7 million hours of hands-on service, and created more than 615 places where kids and families can live, learn, or play.

NBA Cares reaches millions of children and adults through unique programs – including NBA/WNBA FIT and Basketball without Borders – that support education, youth and family development, and health and wellness. The league and its teams and players also promote environmental awareness and sustainability through NBA Green. During annual high-profile league events, including NBA All-Star and The Finals, NBA Cares initiates community outreach efforts to tap into the power of sport for positive social change.

In addition, this year the league launched the NBA Cares Community Caravan, a year-round community and fan engagement program, through which the NBA family will reach more than 10,000 schools and community centers and touch the lives of more than 15 million fans.

Thanks to strong partnerships with internationally recognized organizations – including KaBOOM!, Special Olympics, Boys & Girls Clubs of America, UNICEF, the Make-A-Wish Foundation, Global Business Coalition on HIV/AIDS, Tuberculosis and Malaria, and the UN Foundation – NBA Cares makes a positive and lasting impact in communities around the world.

For more information about the NBA's latest community outreach efforts, please log on to: www.nbacares.com.



• SIOUX FALLS SKYFORCE •

The Sioux Falls Skyforce is the official NBA Development League affiliate of the Minnesota Timberwolves, Miami HEAT, Orlando Magic and Philadelphia 76ers. The 2012-13 season marks the 24th season of professional basketball in Sioux Falls, and the Skyforce's seventh season as the Timberwolves' NBA D-League affiliate.

Prior to joining the NBA D-League in 2006, the Skyforce played 17 seasons in the Continental Basketball Association, appearing in the CBA Finals four times and winning championships in 1996 and 2005. The franchise also played host to the CBA All-Star Game in 1996, 2000 and 2003.

While the current affiliation has only been in place for seven seasons, the Timberwolves have utilized the Skyforce since both teams' inception in 1989 when looking for players and front office talent. Former Timberwolves players Troy Hudson, Reggie Jordan, Darrick Martin and John Thomas were all called up from the Skyforce and former head coach Flip Saunders was hired by the Timberwolves after serving as the Skyforce head coach during the 1994-95 season.

SKYFORCE STAFF DIRECTORY

Owner	Greg Heineman
Owner/President	Mike Heineman
Vice President/General Manager	Jeremy DeCurtins
Assistant General Manager	Mike Gorsett
Media/Public Relations Director	Brett Hansen
Business Development Executive	Kyle Kapitan
Game Entertainment Director	Chad Hunt
Business Manager	Nicole Van Gelder
Skyleader Director	Amanda Simon
Head Coach	Joel Abelson
Assistant Coach	DeShean Hadley
Director of Basketball Operations	Scott Schroeder
Athletic Trainer	Dustin Schramm



SKYFORCE YEAR-BY-YEAR RECORDS

YEAR	LEAGUE	W	L	PCT	PLAYOFFS
1989-90	CBA	20	36	.357	DNQ
1990-91	CBA	26	30	.464	DNQ
1991-92	CBA	24	32	.429	DNQ
1992-93	CBA	26	30	.464	DNQ
1993-94	CBA	24	32	.429	DNQ
1994-95	CBA	34	22	.607	Lost in First Round (Omaha)
1995-96	CBA	32	24	.571	Won CBA Championship (Fort Wayne)
1996-97	CBA	47	9	.839	Lost in First Round (Omaha)
1997-98	CBA	31	25	.554	Lost in CBA Championship (Quad City)
1998-99	CBA	32	24	.571	Lost in CBA Championship (Connecticut)
1999-00	CBA	30	26	.536	Lost in Semifinals (La Crosse)
2000-01	CBA	8	15	.348	DNQ
	IBL	16	14	.533	Lost in First Round (Rockford)
2001-02	CBA	33	23	.589	Lost in Semifinals (Rockford)
2002-03	CBA	17	31	.354	DNQ
2003-04	CBA	23	25	.479	DNQ
2004-05	CBA	31	17	.646	Won CBA Championship (Rockford)
2005-06	CBA	30	18	.625	Lost Round Robin Tournament (0-2)
2006-07	D-League	30	20	.600	Lost in Conference Finals (Dakota)
2007-08	NBADL	28	22	.560	Lost in Semifinals (Austin)
2008-09	NBADL	25	25	.500	DNQ
2009-10	NBADL	32	18	.640	Lost in First Round (Tulsa)
2010-11	NBADL	10	40	.200	DNQ
2011-12	NBADL	15	35	.300	DNQ

All-Time Record: 619-593 (.513)

All-Time Playoff Record 43-37 (.538)

• NBA DEVELOPMENT LEAGUE •



NBA Development League | 645 Fifth Avenue

New York, NY 10022 | 212.407.8000

President: Dan Reed

Austin Toros

12885 N. Hwy 183, Ste. 207
Austin, TX 78750
Arena: Cedar Park Center
Tel: (512) 236-8333
Fax: (512) 236-8444
Media Relations Contact: Perri Travillion
NBA Affiliation: San Antonio

Bakersfield Jam

1400 Norris Road
Bakersfield, CA 93308
Tel: (661) 615-6550
Fax: (661) 615-6555
Arena: Bakersfield Jam Events Center
Media Relations Contact: Natalya Pyatkovska
NBA Affiliations: L.A. Clippers, Phoenix, Toronto

Canton

1101 Market Ave. N.
Canton, OH 44702
Tel: (330) 489-1701
Fax: (330) 489-1703
Arena: Canton Memorial Civic Center
Media Relations Contact: TBD
NBA Affiliations: Cleveland

Dakota Wizards

315 South 5th St.
Bismarck, ND 58504
Tel: (701) 258-2255
Fax: (701) 255-7967
Arena: Bismarck Civic Center
Media Relations Contact: Scott Woodmansee
NBA Affiliations: Golden State

Erie BayHawks

110 East 8th Street
Erie, PA 16501
Tel: (814) 790-5600
Fax: (814) 790-5608
Arena: Tullio Arena
Media Relations Contact: Matt Bresee
NBA Affiliations: New York

Fort Wayne Mad Ants

1910 St. Joe Center Rd, Ste. 61
Fort Wayne, IN 46825
Tel: (260) 469-4667
Fax: (260) 469-4674
Arena: Allen County War Memorial Coliseum
Media Relations Contact: Heidi Busch
NBA Affiliations: Detroit, Indiana, Milwaukee

Idaho Stampede

233 South Capitol Blvd., Suite 100
Boise, ID 83702
Tel: (208) 388-4667
Fax: (208) 388-3845
Arena: Qwest Arena
Media Relations Contact: Travis Tate
NBA Affiliations: Denver, Portland, Utah

Iowa Energy

730 3rd St.
Des Moines, Iowa 50309
Tel: (515) 462-2849
Fax: (515) 564-8551
Arena: Wells Fargo Arena
Media Relations Contact: Chris Makris
NBA Affiliations: Chicago, New Orleans, Washington

Los Angeles D-Fenders

555 N. Nash St.
El Segundo, CA 90245
Arena: Toyota Sports Center
Media Relations Contact: TBD
NBA Affiliations: L.A. Lakers

Maine Red Claws

413 Congress Street
Portland, ME 04101
Tel: (207) 210-6655
Fax: (207) 210-6659
Arena: Portland Exposition Building
Media Relations Contact: Jana Spaulding
NBA Affiliations: Boston, Charlotte, Philadelphia

Reno Bighorns

250 Evans Avenue
Reno, NV 89501
Tel: (775) 334-2622
Fax: (775) 284-8622
Arena: Reno Events Center
Media Relations Contact: TJ Lasita
NBA Affiliations: Atlanta, Memphis, Sacramento

Rio Grande Valley Vipers

4500 North 10th Street, Suite 315
McAllen, TX 78504
Tel: (888) 748-6223
Fax: (956) 972-1150
Arena: Dodge Arena
Media Relations Contact: Jonah Goldberg
NBA Affiliations: Houston

Sioux Falls Skyforce

2131 South Minnesota Ave
Sioux Falls, SD 57105
Tel: (605) 332-0605
Fax: (605) 332-2305
Arena: Sioux Falls Arena
Media Relations Contact: Brett Hansen
NBA Affiliations: Miami, Minnesota, Orlando

Springfield Armor

1 Monarch Place, Suite 220
Springfield, MA 01144
Tel: (413) 746-3263
Fax: (413) 746-3262
Arena: MassMutual Center
Media Relations Contact: Eli Pearlstein
NBA Affiliations: New Jersey, New York, Philadelphia

Texas Legends

2601 Avenue of the Stars, Suite 300
Frisco, TX 75215
Tel: (214) 469-0823
Fax: (214) 469-0823
Arena: Dr. Pepper Arena
Media Relations Contact: Malcolm Farmer
NBA Affiliations: Dallas

Tulsa 66ers

2727 E. 21st St., Ste 500
Tulsa, OK 74114
Tel: (918) 585-8444
Fax: (918) 398-6930
Arena: Tulsa Convention Center
Media Relations Contact: Mitch Heckart
NBA Affiliations: Oklahoma City

2012-13
TIMBERWOLVES
MEDIA GUIDE

COMMUNITY



WOLVES UNITED





A spirit of giving and community involvement has helped define the Timberwolves organization since its inception 23 years ago. The Minnesota Timberwolves FastBreak Foundation has remained a steady community partner by contributing millions of dollars and hundreds of player appearances to help charitable causes throughout the state of Minnesota.

The mission of the FastBreak Foundation is to provide and support hands-on programs that positively impact Minnesota youth. Through giving, education, and basketball opportunities, the Foundation enables young people to make responsible decisions, contribute to their future and experience life-long memories.

The FastBreak Foundation's signature programs are its monthly themes during the Timberwolves season, in which the Foundation focuses its outreach on a particular area of giving. Each month, the Foundation works to make an impact through feature events throughout the community, in-game elements and a grant to an organization that best fits the monthly theme and fulfills the mission of the Foundation.

OCTOBER

NEW SEASONS, NEW BEGINNINGS

October reflects the excitement and opportunity a new NBA season brings not only to basketball enthusiasts, but to the community in which we play. It means highlighting those who work hard to create new opportunities for Minnesota's youth; creating renewed spaces, energy and attitudes for learning and community development.

This year's events feature a basketball court renovation contest with the winner getting a \$10,000 refurbished court, and the creation of a Reading and Learning Center, all with the goal of creating new spaces for children to read, learn and play.



NOVEMBER

OPERATION MINNESOTA HEROES

Operation Minnesota Heroes Month, presented by the Roger and Nancy McCabe Foundation and POPP Communications, serves to honor and recognize Minnesota troops and their families. The FastBreak Foundation works to ensure that those servicemen and women from Minnesota who dutifully serve their country have an opportunity to be recognized by the Timberwolves and their fans.

Highlights of Operation Minnesota Heroes Month include the Timberwolves' annual "Wolves Give Thanks" event, where the entire team gathers to serve a Thanksgiving Meal to troops and veterans, and in-game recognition of Purple Heart recipients.



DECEMBER

SEASON OF GIVING

The Season of Giving Month, presented by SPIRE, focuses on organizations and events that work to make the holidays a happier time for those in need. In addition to hands-on events that directly impact Minnesotans in need during this special time of year, the FastBreak Foundation also works to recognize those in the community who embody the spirit of the season through their work to assist others.



JANUARY WOLVESCARE

WolvesCare Month, presented by C.H. Robinson Worldwide and Spire, turns the FastBreak Foundation's attention to some of the Timberwolves smallest fans, but those with the biggest hearts: children suffering with terminal or long-term illnesses. Through events at Target Center and around the community, the Foundation works to support and encourage these courageous children and their families, as well as raise awareness for some of the illnesses that impact their lives.



FEBRUARY WOLVESFIT MONTH

WolvesFit Month is a new initiative for the FastBreak Foundation and features activities and organizations that focus on health and fitness for youth. Being active and staying fit is vital for people of all ages, and the FastBreak Foundation, through WolvesFit Month, encourages youth to get on the path to being fit at an early age.



MARCH READ TO ACHIEVE MONTH

Education and fostering a love of reading are an integral part of the FastBreak Foundation's efforts in the community, and March is the month when this endeavor takes center stage. During Read to Achieve Month, presented by Travelers, the Timberwolves work hard to put books in the hands of Minnesota children and offer incentives to keep reading.

A highlight of the Foundation's Read to Achieve Month is a staff-wide effort on the part of all Timberwolves employees to read to children during the month. With each staff member visiting elementary classrooms in local schools, the Timberwolves annually spend more than 100 hours in the classroom and reach over 3,000 students during the month.



TRAVELERS

APRIL WOLVES THINK GREEN

Think Green Month, powered by Juhl Wind, Inc., focuses on raising awareness for environmental causes and highlighting eco-friendly efforts in the community. Events include honoring Heroes in the Making on-court at each April home game, hosting a Reading Time-Out with an eco-friendly focus, and staging a contest for environmentally active elementary schools.





TASTE OF THE TIMBERWOLVES

Now in its 18th year, Taste of the Timberwolves is the signature fundraising gala of the Timberwolves FastBreak Foundation. Offering an elegant evening of food and fun, fans are invited to join Wolves players and staff in sampling the cuisine from some of the Twin Cities finest restaurants and bidding on unique memorabilia and once-in-a-lifetime experiences, all while benefiting the FastBreak Foundation and its programming. Over the past 17 years, the Taste of the Timberwolves has raised more than \$3 million for the Foundation.





TIMBERWOLVES SUMMER CARAVAN

The FastBreak Foundation hits the road each summer, partnering with U.S. Bank to visit communities around the region spreading the excitement of Timberwolves basketball. Highlighting free youth basketball clinics, the Timberwolves Summer Caravan has made 100 stops throughout the Upper Midwest since the program began 23 years ago.



READ TO ACHIEVE STARTING 5

While the FastBreak Foundation spotlights reading as part of its monthly theme for March, the Timberwolves' commitment to helping young people develop a life-long love of reading never stops. From the beginning of the season through January, the Foundation invites elementary students to pledge to read at least 500 pages over an eight-week period. All students who complete the program receive free tickets to a Timberwolves game, with the top readers being recognized in a special on-court ceremony.

Now in its 10th season, the Timberwolves Read to Achieve Starting 5 program, presented by Hennepin County Medical Center, has reached more than 500 schools around the state, with students logging more than 9 million pages in that time.



TICKETS FOR KIDS

Each season, the Timberwolves FastBreak Foundation works with players, donors and other private organizations to purchase tickets for children who might not otherwise have the opportunity to experience a Timberwolves game in person. Working with more than 300 organizations across the state that provide services for economically or socially disadvantaged children, the Foundation annually gives more than 25,000 children the chance to attend a Wolves game.

