

2014-15 MEDIA GUIDE



# 2014-15 NEW ORLEANS PELICANS SCHEDULE

## OCTOBER

			1	2	3	4	PS MIA 6:30
5	6	PS ATL 6:30	7	8	PS WAS 6:00	9	10
12	13		14	PS HOU 7:00	15	16	PS OKC 7:00
19	20	PS WAS 6:00	21		22	23	PS DAL 7:00
26	27		28	FSNO ORL 7:00	29	30	31

## NOVEMBER

						1	FSNO DAL 6:00
2	3	FSNO MEM 7:00	4	FSNO CHA 7:00	5	6	7
9	10	FSNO CLE 6:00	11		12	FSNO LAL 7:00	13
16	17	FSNO POR 9:00	18	FSNO SAC 9:00	19	20	21
23	24		25	FSNO SAC 7:00	26	27	28
30					29	ATL 6:30	30
							31

## DECEMBER

		1	2	OKC 7:00	3	4	TNT GWS 9:30
7	FSNO LAL 8:30	8	9	NYK 7:00	10	FSNO DAL 7:30	11
14	FSNO GSW 5:00	15	16	FSNO UTA 7:00	17	18	FSNO HOU 7:30
21	FSNO OKC 6:00	22	23	FSNO IND 6:00	24	25	26
28		29	30	FSNO PHX 7:00	31	FSNO SAS 6:00	

## JANUARY

			1	2	FSNO HOU 7:00	3
4	5	TV WAS 7:00	6	7	FSNO CHA 6:00	8
11	12	TV BOS 6:30	13	14	FSNO DET 6:30	15
18	FSNO TOR 2:30	19	FSNO NYK 4:30	20	21	FSNO LAL 7:00
25	FSNO DAL 5:00	26	FSNO PHI 7:00	27	28	FSNO DEN 7:00
					29	30
						31

## FEBRUARY

1	2	FSNO ATL 7:00	3	4	FSNO OKC 7:00	5	6	FSNO OKC 7:00
8	9	FSNO UTA 7:00	10	11	FSNO IND 7:00	12	13	14
15	16	17	18	19	20	FSNO ORL 6:00	21	FSNO MIA 6:30
22	23	FSNO TOR 7:00	24	25	FSNO BKN 7:00	26	27	FSNO MIA 7:00

## MARCH

1	FSNO DEN 7:00	2	FSNO DAL 7:30	3	4	FSNO DET 7:00	5	6	FSNO BOS 7:00
8	9	FSNO MIL 7:00	10	FSNO BKN 6:30	11	12	13	14	
15	FSNO DEN 5:00	16	17	FSNO MIL 7:00	18	19	FSNO PHX 9:00	20	FSNO GSW 9:30
22	FSNO LAC 2:30	23	24	25	FSNO HOU 7:00	26	27	FSNO SAC 7:00	28
29	FSNO MIN 3:00	30	31						

## APRIL

		1	LAL 9:30	2	3	FSNO SAC 9:00	4	FSNO POR 9:00
5	6	7	FSNO GSW 7:00	8	FSNO MEM 7:00	9	10	FSNO PHX 7:00
12	FSNO HOU 6:00	13	FSNO MIN 7:00	14	15	FSNO SAS 7:00		

## SCHEDULE KEY

<b>PS</b>	HOME PRE-SEASON GAME
<b>PS</b>	AWAY PRE-SEASON GAME
	HOME GAME
	ALL-STAR WEEKEND (NEW YORK)
<b>FSNO</b>	BROADCAST ON FOX SPORTS NEW ORLEANS
	BROADCAST ON FOX TV
<b>ESPN</b>	BROADCAST ON ESPN
<b>TNT</b>	BROADCAST ON TNT



## CREDITS

Editors.....Matt Ryan, Chris Trahan, Lindsey Mitchell, Will McClaran  
 Associate Editors..... Jim Eichenhofer  
 Design, Layout and Production.....Eddie Coe, Jonel Filsaime  
 Photography.....Layne Murdoch, NBA Photos  
 Special Thanks.....Randy Robles, Bob Rosen, Chris Thorn and the Elias Sports Bureau

© 2014 New Orleans Pelicans

All NBA and team insignia depicted in this publication are the property of NBA Properties, Inc. and the respective teams of the NBA and may not be reproduced for commercial purposes without the prior written consent of NBA Properties, Inc.

The information contained in this publication was compiled by the New Orleans Pelicans and is provided as a courtesy to our fans and the press and may be used only for personal or editorial purposes. Any commercial use of this information is prohibited without the prior written consent of the New Orleans Pelicans.



# STAFF DIRECTORY

## EXECUTIVE

Tom Benson.....Owner/Chairman of the Board  
 Rita Benson LeBlanc.....Owner/Vice Chairman of the Board  
 Ryan LeBlanc.....Vice Chairman of the Board  
 Jennie Guarisco.....Executive Assistant to the Owner/  
 .....Chairman of the Board  
 Melissa Manwaring.....Administrative Assistant to the Owner/  
 .....Chairman of the Board  
 Rodney Henry.....Personal Assistant to the Owner/  
 .....Chairman of the Board

## BASKETBALL OPERATIONS

Mickey Loomis.....Executive Vice President/Basketball  
 .....Operations  
 Dell Demps.....Senior Vice President of Basketball  
 .....Operations/General Manager  
 Debbie Gallagher.....Executive Assistant to the EVP/GM  
 Jimmy Polk.....Executive Director of Basketball Administration  
 David Booth.....Director of Player Personnel  
 Shane Kupperman.....Director of Basketball Operations  
 Marc Chasanoff.....Coordinator of Pro Player Personnel  
 Jared Ralsky.....Basketball Operations Manager  
 Terrance Martin.....Director of Player Programs  
 Dan Purcell.....Basketball Operations Assistant  
 Matt Whinrey.....Head Video Coordinator  
 Somak Sarkar.....Basketball Operations Strategic Analyst  
 Chucky Brown.....Scout  
 John Cariedo.....Scout  
 Anthony Johnson.....Scout  
 Darrel Johnson.....Scout  
 Bryson Graham.....Scouting Coordinator  
 Randy Greenup.....Director of Team Security

## COACHING

Monty Williams.....Head Coach  
 Randy Ayers.....Lead Assistant Coach  
 Dave Hanners.....Assistant Coach  
 Bryan Gates.....Assistant Coach  
 Fred Vinson.....Assistant Coach  
 Kevin Hanson.....Assistant Coach  
 Carlos Daniel.....Assistant Coach/Director of Athletic  
 .....Development  
 Jason Sumerlin.....Assistant Strength Coach  
 Janelle McMillan.....Player Development Coach  
 Michael Ruffin.....Player Development Coach/Assistant Video  
 Jason Brown.....Video Intern

## ATHLETIC TRAINING

Duane Brooks.....Head Athletic Trainer  
 Mark Armour.....Athletic Training Assistant  
 Jared Lewis.....Physical Therapist

## EQUIPMENT

David Jovanovic.....Equipment Manager  
 Kory Johnson.....Assistant Equipment Manager/Travel  
 .....Coordinator

## COMMUNICATIONS

Greg Bensel.....Senior Vice President of Communications &  
 .....Broadcasting  
 Matt Ryan.....Director of Basketball Communications  
 Lindsey Mitchell.....Corporate Communications Manager  
 Will McClaran.....Basketball Communications Manager  
 Chris Trahan.....Broadcast/Communications Coordinator

## BROADCASTING

Lew Shuman.....Director of Broadcasting  
 Daniel Sallerson.....Radio Producer  
 Joel Meyers.....TV Play-by-Play Announcer  
 David Wesley.....TV Color Analyst  
 Sean Kelley.....Radio Play-by-Play Announcer  
 John DeShazier.....Radio Color Analyst

## DIGITAL MEDIA

Doug Tatum.....Executive Director of Digital Media  
 Jim Eichenhofer.....Publications & New Media Manager  
 Beth Blackburn.....Digital Marketing Manager  
 Micah Kamla.....Digital Marketing Coordinator  
 Justin Stout.....Digital Media Video Intern

## ADMINISTRATION

Dennis Lauscha.....President  
 Jeanne Brown.....Executive Assistant to the President  
 Vicky Neumeyer.....Senior Vice President/General Counsel

## FINANCE & ACCOUNTING

Ed Lang.....Senior Vice President/Chief Financial Officer  
 Diane North.....Controller  
 Tyler Cocek.....Senior Staff Accountant  
 Jennifer Dhir.....Staff Accountant  
 Jackie Bruce.....Accounting Specialist

## HUMAN RESOURCES

Pat McKinney.....Executive Director of Human Resources  
 Mary Vinet.....Human Resources Generalist  
 Brittany Hoard.....Human Resources Coordinator

## INFORMATION TECHNOLOGY

Jeff Huffman.....Director of Information Technology  
 Jody Barbier.....Information Technology Manager  
 Kevin Brewer.....Computer Systems Administrator  
 Chris Chapital.....Desktop Support Specialist  
 Brad Millet.....Desktop Support Specialist

## BUSINESS/ADMINISTRATION

Frank Depizzo.....Director of Operations  
 Jeff Gosey.....Director of Business Analytics  
 Mike King.....Database & Analytics Systems Analyst  
 Dave Favaloro.....Business Analytics Coordinator

## MARKETING & BUSINESS DEVELOPMENT

Ben Hales.....Senior Vice President of Marketing &  
 .....Business Development  
 Jessica Richardson.....Senior Director of Marketing

## MARKETING & CREATIVE SERVICES

Eddie Coe.....Senior Graphic Designer  
 Leo Freeman.....Graphic Designer  
 Keith Claverie.....Creative Services Coordinator  
 Jonel Filsaime.....Creative Services Intern

## EVENT PRESENTATION

Josh Richardson.....Executive Director of Live Programming  
 .....& Broadcasting  
 Cris Quintana.....Director of Live Programming  
 Tim Fanguy.....Director of Video Production  
 Ashley Deaton.....Dance Team Manager  
 Samantha Carducci.....Live Presentation Manager  
 Jovanda Fields.....Promotions & Special Events Manager  
 Eddie Johnson.....Promotions & Events Manager  
 Raymond Clawson.....Mascot Coordinator  
 Nicole Collins.....Game Host  
 Lindsey Hages.....Live Programming Coordinator  
 Cody Disbennet.....Promotions & Events Coordinator  
 James Crosbie.....Video Production Manager  
 Fred Ruckert.....Marketing & Broadcast Coordinator  
 Alyssa Brosky.....Promotions & Special Events Intern  
 Ben Fallin.....Motion Graphics Animator  
 Ben Gilbert.....Motion Graphics Coordinator  
 Matt Dowdle.....Video Production Intern  
 Emily Barbin.....Motion Graphics Intern

## COMMUNITY RELATIONS

Julie Borsch.....Community Relations Manager  
 Johnny Pizzo.....Community Relations Coordinator

## TICKET & SUITE SALES

Michael Stanfield.....Senior Vice President of Sales  
 Bryan Ross.....Senior Director of Ticket Sales, Service  
 .....& Operations  
 Stefanie Sandy.....Director of Ticket Sales & Service  
 Robert Minter.....Director of Premium Seating  
 Alex Hamilton.....Ticket Operations Manager  
 Blake Simon.....Season Ticket Service & Retention Manager  
 Whitney McKeon.....Premium Services Manager  
 Travis Burkett.....Season Ticket Account Manager  
 Mike Karczewski.....Ticket Operations Coordinator  
 Lynne Firmin.....Group Sales Coordinator  
 Alex Aldrich.....Senior Group Sales Account Executive  
 Denton Faerber.....Group Sales Account Executive  
 Chris Guidry.....Group Sales Account Executive  
 Jesse Nantz.....Group Sales Account Executive  
 Matt Perrin.....Group Sales Account Executive  
 Mario Scarfalloto.....Group Sales Account Executive  
 Gena Boudreaux.....Senior Service & Retention Account  
 .....Executive  
 Kevin Ferguson.....Premium Account Executive  
 Courtney Gros.....Senior Service & Retention Account  
 .....Executive  
 Tim Gryzch.....Service & Retention Account Executive  
 Stephanie Harpster.....Service & Retention Account Executive  
 Emile Moussa.....Service & Retention Account Executive  
 Corey Neuberger.....Service & Retention Account Executive  
 Rob Scholl.....Service & Retention Account Executive  
 James Coppa.....Senior Season Ticket Account Executive  
 Brian Bean.....Season Ticket Account Executive  
 Anthony Parilla.....Season Ticket Account Executive  
 Chase Elliott.....Senior New Business Development Executive

Jon Gibson.....Senior New Business Development Executive  
 Preston Hayden.....Senior New Business Development  
 .....Executive  
 Chase McVay.....Senior New Business Development Executive  
 Kyle George.....New Business Development Executive  
 Ryan McGuire.....New Business Development Executive  
 Will Kearns.....New Business Development Executive  
 Kim Baker.....Group Service Associate  
 Adam Begoun.....Group Service Associate  
 Chris Wegmann.....Group Service Associate  
 Angela Leon.....Administrative Assistant Ticket Operations  
 Jeremiah Frigo.....Ticket Operations Associate

## CORPORATE PARTNERSHIPS

Jean-Paul Dardenne.....Senior Vice President of Corporate  
 .....Partnerships  
 Chase Jones.....Director of Corporate Partnership Marketing  
 Keira Durette.....Director of Corporate Partnership Activation  
 Chase Atkinson.....Corporate Partnership Account Executive  
 Mike LeBlanc.....Corporate Partnership Account Executive  
 Nicole Blum.....Corporate Partnership Activation Manager  
 Claude Flot.....Corporate Partnership Activation Specialist  
 Eavan Martin.....Corporate Partnership Activation Specialist  
 Kellin Zalneraitis.....Corporate Partnership Activation Specialist


## CONSULTANTS - MEDICAL STAFF

Dr. Scott Montgomery.....Team Physician  
 Dr. Matthew McQueen.....Team Physician

## NEW ERA



## SMOOTHIE KING CENTER



**SEATING CAPACITIES**  
 Basketball: 18,500 (16,867 for Pelicans)  
 Concert (end stage): 17,000  
 Arena Football: 16,900

A center stage for all forms of entertainment, the Smoothie King Center is home to the Pelicans and is the setting for some of the music industry's top performers and acts. The 15-year-old arena (opened October 29, 1999) stands tall in the colorful mix of downtown New Orleans and is connected by two pedestrian ramps to the magnificent Mercedes-Benz Superdome. Built for \$112 million, the facility is managed by SMG, which provides facility services to 189 venues worldwide. With a seating capacity of 18,500 (16,867 for Pelicans games), the Arena contains 56 executive suites, HUB Club including 140 seats, and 2,800 club seats, maintaining and providing personal amenities specific to each suite. The Arena provides numerous amenities at various locations for the convenience of its patrons: 24 permanent stands for food and beverage, three permanent stands for merchandise, 18 women's restrooms and 14 men's restrooms on public concourses and a 5,000-car Superdome garage adjacent to the Arena. All seating and access are in compliance with ADA regulations.

**IMPROVEMENTS**

The New Orleans Arena is undergoing \$50 million in renovations. The first phase of upgrades, which was completed before the start of the 2013-14 season, include new club locations, an internal bandstand/bar area, suite renovations, interior club renovations, as well as the creation of exterior club space, expansion of the existing Capital One Club as well as the popular Hub Club, a new V-VIP area, a limited access Chairman's Club a grand new lobby, and expanded locker rooms. The second phase will include exterior work and will be finished by the start of the 2014-15 season.

**LOCATION**

The Smoothie King Center is located downtown, at the foot of a ramp from Interstate 10, the Mississippi River Bridge approach and the Pontchartrain Expressway; connected by two pedestrian ramps to the Mercedes-Benz Superdome.

**HOME TEAMS**

New Orleans Pelicans (National Basketball Association), Tulane University (Conference USA Basketball), New Orleans VooDoo (Arena Football League), Nokia Sugar Bowl Basketball Tournament.

**MANAGEMENT**

Headquartered in Philadelphia, SMG provides facility services to 189 venues in 41 states, Puerto Rico, Canada and Europe, controls over 1.92 million entertainment seats worldwide, and manages over nine million square feet of exhibit space. For additional company information, visit [www.smgworld.com](http://www.smgworld.com).

**CLUB SEATS**

The Smoothie King Center has 2,800 club seats via seat licenses, all located in the middle sections of the lower bowl; 1,400 each side of the arena floor. All have oversized, cushioned seats with cup holders. Excellent access is provided to Club lounges (one on each side). Club seat holders have options for all Arena events.

**EXECUTIVE SUITES**

The Smoothie King Center has 56 executive suites; 16 have 18 theatre-style seats; all others have 12 theatre-style seats. Other amenities include a private concourse, refrigerators, wet bar, television sets with in-house TV and cable channels, access and membership to two club level lounges and preferred parking. The super suite remains one of the Arena's unique attributes. Named the HUB club (HUB International Ltd.), this super suite offers the convenience, comfort, and service of a private suite on a single-game basis. The HUB Club includes 140 seats and is newly furnished with the same plush carpeting, tables, chairs and TV monitors.

**CAPITAL ONE COURTSIDE CLUB LOUNGE**

Accessed from the East Lobby on La Salle Street, the Capital One Courtside Club offers a lounge area, dining facilities, a patio area and a unique view of the team as it heads onto the court.

**SCOREBOARDS/INFORMATION SYSTEM**

The Smoothie King Center has a four-sided center-hung scoreboard with four 10mm Daktronics ProStar Video boards, two 360 degree LED Daktronics ProAd rings, SacoVision video screens, auxiliary scoreboards and message boards throughout the main arena, a 360-degree LED board, two Daktronics ProAd hustle boards located in each end zone and monitors throughout the concourses, suites and private dining areas.

**PRESS FACILITIES**

Media facilities include courtside seating, a working press area, an interview area and dining area provisions for uplink to satellite vans and state-of-the-art TV broadcast facilities.

**LOCKER ROOMS**

Along with the Pelicans locker room and visiting NBA locker room, the Arena is equipped with three additional locker rooms along with six dressing rooms and three production offices.

**CONCESSION STANDS**

The Smoothie King Center has 24 permanent concession stands plus numerous other portable units for the sale of food, beverages and souvenir items.

**BOX OFFICE**

The Smoothie King Center has full box office services, with 16 ticket windows at the main entrance on the Northwest corner of facility plus six additional windows on the East end of the building. The box office phone number is (504) 587-3822.

**ARENA FLOOR**

The Smoothie King Center floor has 24,650 square feet of column-free space; 290 ft. long by 85 ft. wide, with retractable seating units in one end zone.



UNIFORMS


COURT DESIGN

HOME

ROAD




ALTERNATE





# OWNERSHIP



## TOM BENSON

### OWNER/CHAIRMAN OF THE BOARD

Tom Benson became Owner of the New Orleans Pelicans on June 15, 2012 when the National Basketball Association's Board of Governors approved his purchase of the team. In conjunction with the finalization of the transaction, the franchise's lease extension was approved by the State of Louisiana, keeping the Pelicans in New Orleans for the long-term. In addition, NBA Commissioner David Stern announced that New Orleans will be the host for the 2014 NBA All-Star Weekend.

The finalization of the sale came on the heels of New Orleans winning the NBA Draft Lottery and receiving the first overall pick, as well as the tenth overall pick, in the 2012 NBA Draft. In addition to the selection of Anthony Davis with the first overall pick and Austin Rivers with the tenth

overall pick, Mr. Benson continues to provide the necessary resources to build momentum and excitement heading into the 2013-14 season.

On January 24, 2013, Mr. Benson announced that the formerly-known Hornets would be renamed the Pelicans at the conclusion of the 2012-13 season. Mr. Benson's ambition was to rename the team in a way that represents the culture and resolve of the Gulf Coast region while also symbolizing Louisiana's most pressing initiative of coastal restoration and wildlife conservation. The Pelican symbolizes the determination to not only survive, but thrive even when the odds are stacked against them as our region has demonstrated over and over.

Upon taking ownership of the New Orleans Saints, Mr. Benson was confident that he would one day bring a championship to his hometown. That aspiration came to fruition on February 7, 2010 when the Saints defeated the Indianapolis Colts, 31-17, in Super Bowl XLIV in Miami, Fla.

The Saints' successful march to the National Football League's Championship level has been the crown jewel of many highlights that the franchise has experienced both on and off the field since 2006. This period, featuring the Super Bowl title, two NFC Championship appearances, three division championships and four playoff berths, combined with a commitment to rebuild and enhance the Gulf South region, has embodied the testament and realization of the principles that Mr. Benson has instilled in the Saints' organization throughout his 28 years of team ownership.

The essential qualities and directives of Mr. Benson's tenure as Owner of the Saints have been unadorned – direct all of his efforts and resources towards bringing the fans what have been consistently new levels of success on the football field, all the while supporting his hometown and the entire region by investing in the community. Mr. Benson has understood since purchasing the club in 1985 that the Saints are part of the fabric of the Gulf South: a cornerstone of the region economically and he has made them a leader in charitable causes.

Mr. Benson's tenure of ownership has been a period defined by historic advancements in successes, whether it be measured by victories, playoff appearances, Mercedes-Benz Superdome attendance figures, national television coverage, positive economic impacts both locally and regionally, as well as serving as one of the most philanthropic and charitable citizens in the city's rich and colorful history.

During his ownership and leadership of the Saints, Mr. Benson has helped drive the evolution of the team's legion of fans support that reached new heights with the Mercedes-Benz Superdome being sold-out on a season ticket basis for every campaign since 2006, with a waiting list of over 73,000 people. By the end of the 2013 season, the consecutive sellout streak will extend to at least 81 games.

These supporters turned out in record numbers to welcome the Saints home from their Super Bowl victory for a downtown New Orleans parade that exceeded 800,000 spectators.

While his work within the organization and the Saints' turnaround is well documented, his efforts have also paid dividends for the city and the surrounding area.

During his ownership tenure, the city has hosted five Super Bowls, including Super Bowl XLVII, which was played on February 3, 2013, following a vote by NFL owners after Mr. Benson directed a successful campaign during the annual league meetings in May, 2009. He's been the driving force behind each campaign to secure the contest, and made this latest accomplishment his top priority in an effort to present the recovery of New Orleans on an international level. Each Super Bowl has been an economic windfall, the most recent totaling \$480 million, not to mention the exposure and charitable contributions the NFL makes during Super Bowl week with an impact extending for generations.

Mr. Benson has made the objectives of success, support and investment in the region not only his personal direction daily, but the core values of the entire organization. Not surprisingly, success has followed, both on the field and off. When he purchased the team, the Saints entered the most compelling and memorable period in franchise history. Prior to his arrival, the club's fans had never enjoyed a winning record, celebrated a division title or experienced the thrill of playoff victories.

But Mr. Benson's impact was immediate. Two years after assuming the reins of the organization, the Saints hosted their first playoff contest. After multiple winning seasons, playoff berths and division titles since, the franchise has reached new heights, topped by the Super Bowl title.

His dedication to the Gulf South region has been among Mr. Benson's most rewarding endeavors. Since 2005, the New Orleans native has positioned the Saints as a leader in the recovery of the region in the wake of Hurricane Katrina, the worst natural disaster in our nation's history. The club was among the first major businesses to return to New Orleans, and in 2006 had a thrilling season that became an inspiration for a region on the mend. In 2010, through his leadership, the club established the Saints Gulf Coast Renewal Fund, which has raised over \$1.5 million through raffles of a Super Bowl XLIV championship ring and Saints and Pelicans gameday experiences to help benefit the response to natural disasters such as the oil spill in the Gulf of Mexico and Hurricane Isaac.

Recently, over one million dollars have been distributed to deserving charities, such as the local chapters of the Second Harvest Food Bank and Catholic Charities, to help provide support to those affected. The efforts of the organization have continued to lift the community, with the team serving as an economic engine and a pacesetter in philanthropic contributions.

Under Mr. Benson's guidance, the Saints have been a focal point for healing and restoration – annually putting \$15 million in charitable contributions, goods and services back into the Gulf South and Greater New Orleans Area. His pledge of the club's commitment to the region was firm and lasting, with his focus on building a stronger and more unified city. It's a direction that continues to evolve and expand.

Some of Mr. Benson's most ambitious projects to date have occurred in New Orleans' Central Business District, directly adjoining the Mercedes-Benz Superdome, starting with his 2009 purchase of the formerly vacant and blighted Dominion Tower. As part of the agreement, Benson and his family also purchased the unoccupied New Orleans Centre. The two important commercial spaces, which were vacant since Katrina struck the Gulf Coast in 2005, have returned the CBD into a more vibrant and viable sector of New Orleans and revitalized an area that was largely ignored for four years. The newly renovated Benson Tower has served as a boon to this important business corridor, while "Champions Square", which made its debut in 2010 adjacent to the former mall, is continually being developed and enhanced with the ultimate objective of producing a world-class sports and entertainment destination.

Mr. Benson's economic investment plan, which included 2009 agreements on both a private and public level, has revitalized the Mercedes-Benz Superdome area, and the agreement with the state included a dramatic modernization of the stadium which was completed in 2011. Following the debut of the renovations, the Saints, under Mr. Benson's leadership, and Mercedes-Benz USA reached a 10-year agreement to rename the facility the "Mercedes-Benz Superdome." The stadium upgrades and rebranding with his help include a legion of new enhancements that have significantly improved the fan experience for all events at the Mercedes-Benz Superdome and kept the building competitive with new facilities across the country.

Since its opening in 1996, Mr. Benson has strived to keep the club's practice facility in Metairie among the NFL's elite. In 2003, an indoor practice facility and cafeteria were constructed, along with significant upgrades to the team's locker room, training room and weight room. Significant expansions and a remodeling in 2012 and 2013, assured that the facilities would remain at the top level of professional sports teams, while housing the full capabilities of two major league sports clubs.

Mr. Benson's vision of what an NFL club should be off the field – proactive, with a positive impact on the prosperity of the community and the charities that support the less fortunate – has been the determining factor of the Saints' approach.

The Saints' Owner has not only reached out by supporting charities, but also by recognizing that the future of the area's economy depends on keeping major businesses and employers in the Gulf South locally-owned. His philosophy is to rebuild the economy by developing the infrastructure of the region from the inside, and Mr. Benson has made two other large investments in the city's future, encouraging a number of other businesses to follow his example.

In 2008, he purchased WVUE, making FOX-8 the only network-affiliated television station in the New Orleans market that is wholly locally owned. After researching the trends of the media industry, Mr. Benson discovered television stations have increasingly become parts of national media conglomerates, and his focus remains on keeping Louisiana businesses owned by those with ties to the state.

In June 2012, Mr. Benson continued his commitment to the Gulf South by purchasing the NBA Hornets franchise, which was successfully rebranded as the Pelicans. His objectives in ownership of the basketball team are the same as his stewardship of the Saints: to produce a team on-the-court that will compete for championships every year, while making a significant positive impact off-the-court in the community.

Since 2006 – when New Orleans captured the nation's imagination by winning the NFC South and advancing further into the postseason than ever before – the Saints have been symbolic of the region's resolve and grit, though Benson, as usual, chooses to work quietly in the background.

His tenure as Owner has been defined by honesty, dedication, loyalty and commitment to the city, region, Saints and the NFL. When Mr. Benson initially became interested in purchasing the club in 1985, he was motivated by the threat of out-of-town investors planning to move the club from New Orleans. He was certainly a fan of the game and the Saints, but the sport had yet to become one of his passions.

As one of the area's top businessmen, Mr. Benson recognized the importance of the team to the region and immediately spearheaded the effort to keep the Saints. But unlike others at the time, it wasn't just an emotional plea. He pooled all of his resources, purchased the club in 1985 and preserved the Saints for the team's legion of fans across the area. And the once-rampant speculation that the club was moving immediately ceased.

While Mr. Benson's initial motivation for purchasing the team was to ensure it did not leave New Orleans, all of the Saints' best seasons have come since his arrival, and his goal remains for the club to rank among the most admired franchises in all of sports, a feat that took a monumental step forward with the Saints' first-ever NFC and NFL championships in 2009 and their continued success.

Following the 2009 season, ESPN the Magazine ranked the Saints first among professional sports organizations, based on several criteria. Benson's significant contributions in the sports, business and charitable arenas have been recognized by several honors. Since becoming involved with the Saints, his accomplishments have been recognized through his induction into the Saints Hall of Fame (2012), the Junior Achievement Business Hall of Fame (Greater New Orleans chapter – 2013), the San Antonio Business Hall of Fame (2011) and the Texas Business Hall of Fame (2007). In August of 2010, he served as the presenter for Rickey Jackson's induction into the Pro Football Hall of Fame.

So perhaps the Saints' successes in the years since were to be expected. Football was a new business for Mr. Benson when he arrived on the scene, but he was a quick learner and followed his lifelong professional philosophy of finding the right people and giving them the freedom to handle their responsibilities.

Mr. Benson also immediately emerged as one of the most trusted and valued figures in the league. He has played a key role in many capacities, including serving three stints as Chairman of the Finance Committee, one of the league's most difficult, time-consuming and influential positions, his most recent term ending in 2013. The assignment is evidence of the respect and esteem in which successive NFL commissioners and his fellow NFL owners hold him.

Community involvement has been the hallmark of the Benson era since he became the Owner of the team, and because of those efforts the World Sports Humanitarian Hall of Fame has twice recognized the club as one of the five most charitable professional organizations. Benson was selected by the Volunteers of America as the winner of its annual Good Samaritan Award in Philanthropy in recognition of his work in the wake of Hurricane Katrina. In 2010, he was honored by Loyola University with the school's Integritas Vitae Award, the New Orleans school's highest honor. The award is annually presented to an individual who exemplifies the qualities Loyola seeks to instill in its students. The recipient is chosen for displaying high moral character and selfless service, without expectation of material reward or public recognition, and adhering to the principles of honesty, integrity, justice and the preservation of human dignity. In addition, Mr. Benson was honored by the New Orleans chapter of CRIMESTOPPERS with the James J. Coleman Corporate Partner Award for his continued support of the national non-profit organization that works with law enforcement agencies in their work to identify and apprehend criminals.

For his humanitarian and philanthropic endeavors that have positively affected the lives of so many individuals and groups, Mr. Benson was honored in 2012 by the Catholic Church with an Oblate Doctor of Human Letters (to a person who has achieved the human purpose for which Divine Providence Placed Him on Earth) certificate that honors his "realities of the most noble of human endeavors, weighted by criteria arising from the deepest human values." The certificate also honors "excellence in the area of life where excellence makes the most difference," and further cites his "attributes and accomplishments that come closest to what God would be interested in honoring." In 2012, Mr. Benson and his wife, the former Gayle Marie LaJaunie, a fellow native of New Orleans, received from Pope Benedict XVI the Pro Ecclesia et Pontifice award – for outstanding service to the Church and the Pontiff, the highest Papal award granted to a lay person.

Mr. and Mrs. Benson are also personally involved in several charitable endeavors, including supporting local and regional causes. Mr. and Mrs. Benson have also funded the building of a football stadium located on the University of Incarnate Word Campus, known as Gayle and Tom Benson Field. The school's team took to the field for the first

time in 2009 and will continue to grow and build their foundation with Benson's unwavering support. In addition, the Benson family also established an endowment fund at Central Catholic High School in San Antonio that is dedicated to the memory of the late Robert Carter Benson, who graduated from the school in 1962. Tom Benson also donated the Benson Memorial Library at Central Catholic. In 2012, Mr. and Mrs. Benson established the Brother Nicholas, S.C. Building Endowment to support Brother Martin High School (formerly St. Aloysius, from where he graduated). In 1986, his alma mater honored Mr. Benson as their Alumnus of the Year. Educated at Loyola University New Orleans, Mr. Benson has made a pledge for the construction of a new Jesuit Center in 2010, contributed to the creation of the Jesuit Social Research Institute in 2008 and helped fund the first phase of construction of a chemistry wing in 1999. In recognition of their longstanding support of Catholic education, Mr. and Mrs. Benson received the St. Elizabeth Ann Seton Award from the National Catholic Educational Association in 2010. In March, 2012 they were inducted by Tulane University into the Paul Tulane Society, recognizing their significant generosity to the school. In supporting the school's construction of an on-campus stadium, the Green Wave will start playing on "Benson Field" in 2014.

A cancer survivor, Mr. Benson has also worked closely with the Ochsner Foundation Hospital in New Orleans with the Establishment of the Tom and Gayle Benson Cancer Center, a \$20-million treatment complex.

In 1945, Mr. Benson served in the Navy aboard the U.S.S. South Dakota and has remained particularly close to this branch of the armed forces. He is the only enlisted man to serve on the Board of Trustees of the Pensacola Naval Museum and has been honored with an award from the crew of the submarine U.S.S. Louisiana. In 2007, Mr. Benson was honored by the U.S. Navy Memorial with the Lone Sailor Award, presented to those who exemplify the core values of honor, courage and commitment. In 2009, Benson was presented with U.S. Army's Army Strong Award in recognition for his position in the community while demonstrating leadership and Army Values on a daily basis.

A leading advocate for the National World War II Memorial in Washington D.C., Mr. Benson was also a major contributor and past director of The National D-Day Museum in New Orleans, with his pledges helping fund the Pacific Exhibit Grand Opening and the Midway Theater. In 2011, he was among five NFL owners honored with an American Spirit Award by the museum for service in the war.

## BENSON COMMUNITY SERVICE

Tom Benson's greatest impact over the last 29 years has been in the community, and the club's charitable involvement has been among his most rewarding endeavors personally since 1985. He realized immediately the Saints could be more than just a football team to the region, and that the club's players, coaches and staff were pacesetters when it came to volunteerism, involvement, donations and charitable outreach.

As a corporate citizen, the Saints annually put millions of dollars back into the community in financial support, in-kind donations, charitable appearances and the donation of goods and services – not to mention the club's critical role in economic impact and development.

Benson and the Saints have been honored repeatedly during his years as Owner for the support and care of charitable and civic causes, including the Volunteers of America selecting him as the winner of the annual Good Samaritan Award in Philanthropy in 2008. In 2010, Benson was awarded Loyola University of New Orleans' highest honor as the recipient of the Integritas Vitae Award, given to an individual who exemplifies a commitment to community service.

Mr. Benson and his family have helped raise over \$2.5 million for community causes through the Saints Hurricane Katrina and Gulf Coast Renewal funds.

Annually, the club has also partnered with local youth-oriented charities such as the Boys & Girls Clubs, Special Olympics, Boy and Girl Scouts of America and the United Way to reach as many children as possible. And over 45 foundations and agencies receive monetary donations from the Saints each year – organizations as diverse as Make-A-Wish Foundation, the American Heart Association, the United Negro College Fund, Habitat For Humanity, the New Orleans Police and Justice Foundation, the Second Harvest Food Bank and Catholic Charities.

Mr. Benson has helped lead the Pelicans to lead the community in battling coastal erosion and the loss of the Gulf South's wetlands. The Pelicans and the Audubon Nature Institute are focused on education, as they will execute an outreach program that visits schools and festivals with Audubon's Wetlands Express and AquaVan to give students the opportunity to learn about coastal restoration in a fun and engaging manner. Each year, the Pelicans host a charity gala – Toast for the Coast – to raise funds to protect the Gulf Coast.

Additionally, the Pelicans are focused on helping students in the Gulf Coast live a healthy and active lifestyle in an effort to end childhood obesity and prevent Louisiana youth from starting to use tobacco products through their Junior Training Camp program presented by Smoothie King, Ochsner and Tobacco-Free Living.

With the support of their partners, the Pelicans host two junior training camps each week for children between the ages of seven and 12. Each junior training camp will reach up to 150 students, giving them the opportunity to participate in basketball-related drills and games, learn about nutrition and enjoy the Pelicans' game day experience at school.

In addition to consistently supporting charities, Mr. Benson has also been a leading advocate for New Orleans and the Gulf South. He lends his support in attracting new events to the city, and the club has worked in conjunction with the Greater New Orleans Sports Foundation and other local entities to bid and receive the 2012 NCAA Men's Final Four Basketball Championship and the 2013 Women's Final Four.

Upon the announcement of his purchase of the New Orleans Pelicans franchise in the spring of 2012, the city was awarded the 2014 NBA All-Star Game.

New Orleans' leading advocate of the successful bid to host Super Bowl XLVII, which was played in the Mercedes-Benz Superdome on February 3, 2013, Benson remains committed to work on behalf of the city to land future Super Bowls, because of the financial impact and positive global exposure they are able to shed on the city and the state.

## BENSON MILESTONES



**1985:** Ownership of the Saints officially transferred to Tom Benson on May 31 and he becomes managing general partner of the club.

**1986:** The Benson influence begins as the owner puts his management team in charge of the franchise, hiring Jim Finks as president/general manager and Jim Mora as head coach.

**1987:** The Saints post a franchise-best 12-3 record—including victories in the final nine contests—and make the playoffs for the first time.

**1988:** The Saints finish 10-6, posting a double-digit victory total again and achieving consecutive winning seasons for the first time.

**1989:** Mr. Benson appointed Chairman of the league's most influential group, the NFL Finance Committee, a position he kept for three separate stints, before most recently stepping down in 2013.

**1990:** After winning six of their last nine games, the Saints earn their second playoff appearance by finishing second in the NFC West.

**1991:** New Orleans clinched its first division championship with an 11-5 record and capture the NFC West.

**1992:** The Saints post a 12-4 record and host a playoff game for the second-straight year. Mr. Benson assumes sole ownership of the club.

**1993:** The Saints finish second in the NFC West, with the club recording its seventh-straight non-losing season.

**1996:** Marking a first for the organization, the coaches, players and staff are housed under one roof with the opening of the team's state-of-the-art facility in Metairie.

**2000:** New Orleans wins the NFC West with a 10-6 record. The Saints win their first playoff game, a 31-28 thriller over St. Louis in the Superdome.

**2002:** The city hosts its fourth Super Bowl during Mr. Benson's tenure as owner. Mr. Benson promotes Mickey Loomis to general manager of football operations.

**2003:** Mr. Benson again appointed Chairman of the Finance Committee; Construction of new indoor practice facility and other improvements are finished before training camp, as the club holds camp in Metairie for the first time in

franchise history.

**2005:** After Hurricane Katrina ravaged the Gulf South on the verge of the NFL's opening weekend, Benson was forced to move the club's entire operation. Under his leadership, the Saints were able to continue the season, including holding four games in Baton Rouge. The club established the Hurricane Katrina Relief Fund, raising over \$1 million.

**2006:** The team returns to Louisiana, with Mr. Benson positioning the club as an emblem of the state's resolve and determination in rebuilding. The Saints—selling out on a season-ticket basis for the first time—win the NFC South title under the guidance of new head coach Sean Payton and the spark of free agent acquisition Drew Brees, finishing at 10-6. The victory total included a memorable, 23-3 win over Atlanta in the reopening of the Superdome. The team advanced to the NFC Championship for the first time in franchise history. Payton and Loomis were consensus choices for the NFL Coach of the Year and NFL Executive of the Year awards respectively.

**2008:** Mr. Benson purchases WVUE, making FOX-8 the only network-affiliated television station in the New Orleans market that is wholly locally owned. The Saints defeat the San Diego Chargers at London's Wembley Stadium, playing in their first regular season game outside the United States.

**2009:** In what Mr. Benson considers part of his legacy in Louisiana, the New Orleans native reaches an agreement with the state through 2025 that will create a new Sports Development District downtown, including a completely renovated Mercedes-Benz Superdome. The Benson family purchased and redeveloped two properties—each adjacent to the Superdome—an economic windfall for the region without any new taxes. New Orleans is selected by the NFL to host Super Bowl XLVII, to be played on February 3, 2013, with Mr. Benson serving as the city's leading advocate in the campaign. It is the fifth time New Orleans will host the Super Bowl since he's owned the club. On the field, the Saints enjoy their most successful season in franchise history. New Orleans sets a club record for victories with a 13-3 regular season, capturing the NFC South title. The Saints then hosted the NFC Championship game for the first time and advance to their first Super Bowl with a 31-28 overtime victory over the Minnesota Vikings on January 24, 2010. New Orleans then defeated the Indianapolis Colts, 31-17, on February 7, 2010, in Super Bowl XLIV at Sun Life Stadium in South Florida to give the Saints their first-ever NFL title.

**2010:** Sparked by a six game winning streak, the Saints finish 11-5 and qualify for the playoffs, making back-to-back postseason appearances for the first time since 1992.

**2011:** The club's completely renovated stadium makes its debut as the Mercedes-Benz Superdome, following a 10-year naming rights and sponsorship agreement with the automaker. The Saints enjoy an eight-game winning streak to end the regular season and finish 13-3, capturing their second NFC South title in three seasons. The team sets the NFL single-season record for total net yardage, while Brees and RB Darren Sproles set the NFL's single-season passing yardage and all-purpose yardage records.

**2012:** Continuing his longstanding commitment to the Gulf South region and the City of New Orleans, Mr. Benson agrees to purchase the National Basketball Association's New Orleans Pelicans. The Saints practice facility undergoes a multimillion dollar renovation and expansion, which will house both the NFL and NBA clubs under one roof. Brees sets an NFL record that stood since 1960, as he threw a touchdown pass in 54 consecutive games.

**2013:** The city of New Orleans hosts Super Bowl XLVII on February 3, the 10th time the Crescent City has hosted the league's championship game (tied for first with South Florida) and the fifth time during Mr. Benson's ownership tenure.

**2014:** The Pelicans make their debut under the team's new namesake on Wednesday, Oct. 30 at Opening Night against the Indiana Pacers. New Orleans and the Pelicans hosts the 2014 NBA All-Star festivities from Feb. 14-16 for the second time in six years. For the first time in its history, the home of New Orleans' NBA team has naming rights as the New Orleans Arena becomes the Smoothie King Center as the locally-born company makes the ultimate commitment to the city.



## RITA BENSON LEBLANC

### OWNER/VICE CHAIRMAN OF THE BOARD

As Owner/Vice Chairman of the Board of the New Orleans Saints and New Orleans Pelicans, Rita Benson LeBlanc is the second-highest ranking executive overseeing management alongside Tom Benson.

LeBlanc's concentration is focused on the overall governance and the financial and civic impact of the Saints and Pelicans in New Orleans, both regionally and on an international level. Through relationships and collaborations with community partners, LeBlanc has led the organizations as host of multiple Super Bowls and the 2014 NBA All-Star Weekend, where she served as a Host Committee co-chairman.

As a member of Super Bowl XLVII's New Orleans Host Committee, LeBlanc worked closely with the Greater New Orleans Sports Foundation. Super Bowl XLVII produced a \$480 million net impact for the region as it welcomed over 100,000 football fans and a record-breaking 5,200 media professionals to the city. Throughout the weekend, LeBlanc and Saints players participated in over 30 community service events, including the NFL's Super Saturday of Service, NFL Play 60 events and green initiatives highlighted by the planting of 7,000 trees around the city.

Since June of 2012, LeBlanc has worked in her current position for the Saints and the Pelicans, having made a significant impact on the franchise since being named Owner/Executive Vice President of the NFL club in 2005. In that time, the Saints partnered with Mercedes-Benz USA for the naming rights to the Mercedes-Benz Superdome, and in 2014 teamed with global nutritional and wellness leader Smoothie King for the naming rights to the Smoothie King Center, the home of the Pelicans.

Upon purchasing the city's NBA franchise, LeBlanc played a key role in the development of the new brand identity, logos and color scheme as the Benson family announced on Jan. 24, 2013 that the team would be re-named the New Orleans Pelicans. The Pelican is more than a nickname for the franchise, as it represents the culture and resolve of the Gulf Coast region while also symbolizing Louisiana's most pressing initiative of coastal restoration and wildlife conservation.

After overseeing the Saints' sales and marketing efforts, community affairs, youth programs initiatives, game day entertainment and stadium operations for seven years, in 2012, LeBlanc's duties expanded to include management responsibilities within Zelia LLC, which includes properties such as Benson Tower, Champions Square and various interests in the family's automotive, real estate and banking sectors and multi-media platforms, including FOX 8 (WVUE). LeBlanc led the renovation of Benson Tower, a 26-story building with over 480,000 square feet of office space, with the vision of utilizing energy-efficient and environmentally-friendly materials. Following completion, the property became the first high-rise building in New Orleans to be awarded LEED (Leadership in Energy and Environmental Design) Silver status.

In 2009, the Benson family displayed their unwavering commitment to the future success of the Saints franchise and region through a partnership with the State of Louisiana that continued the club's commitment to the state through 2025. As a result of the agreement, the Mercedes-Benz Superdome underwent extensive renovations and upgrades to make it a world-class facility for Saints fans and visitors. Following the debut of the renovations in 2011, the club reached a ten-year agreement with Mercedes-Benz USA to rename the facility the Mercedes-Benz Superdome. The team's renovated stadium, combined with its recently renovated and expanded team headquarters in Metairie, are both among the finest facilities in professional sports.

LeBlanc has been a driving force behind the Saints' success, both on and off the field. In 2006, the team achieved its first full season ticket sellout prior to the start of the season. Since then, all 81 games played at the Mercedes-Benz Superdome have been filled on a season ticket basis. This success, fueled by innovative restructuring of ticket prices and categories, has resulted in a season ticket waiting list of over 73,000 fans. In addition, every luxury suite has been leased since 2008 while Saints merchandise has consistently been one of the top selling lines in the NFL. On the field, the Saints have compiled an 86-52 overall record since 2006, appeared in the playoffs five times and won Super Bowl XLIV.

Her leadership role with the franchise and in the local community has been evident, as she's played a critical role in helping build the Saints into a championship franchise and one that was voted by ESPN The Magazine in 2010 as "the best organization in professional sports."

LeBlanc oversees more than \$7 million in annual charitable contributions, goods and services donated by the Saints to serve New Orleans and the entire region. Serving the needs of a community devastated by Hurricane Katrina has been a priority. In the immediate days following the storm, LeBlanc helped establish the Saints Hurricane Katrina Relief Fund, which raised over \$1 million to assist the citizens of the Gulf South. Over 5,000 charities, schools, churches, foundations and festivals receive in-kind donations from the club annually.

Fostering the rejuvenated spirit of the city of New Orleans and the Gulf Coast region, LeBlanc implements collaboration not only on the Saints' and Pelicans' behalf but also on a multitude of civic, cultural and philanthropic levels through her passion for the city she calls home. She was a key figure behind an initiative in 2010, in which the club raffled off a Super Bowl XLIV ring to raise over \$1.5 million, which was distributed to those most affected by the Gulf of Mexico oil spill. Following Hurricane Isaac in September of 2012, LeBlanc led both organizations in fundraising \$25,000 each to local chapters of the Second Harvest Food Bank and Catholic Charities.

Another longstanding part of the club's community initiatives has been with one of the NFL's most comprehensive commitments to youth football. LeBlanc's close working relationship with the league office has proved to be beneficial in securing league grants and programs that benefit Gulf South youth and charitable initiatives. Since 2006, the Saints have distributed over \$2 million to high school and youth football organizations.

In 2014 she unveiled Bold Sphere Music at Champions Square, which has contributed to the dynamic landscape of live entertainment in New Orleans by bringing a variety of national touring acts to the state-of-the-art, re-designed Champions Square, which is a first-of-its kind boutique amphitheater that takes advantage of its direct proximity to downtown accommodations and is located on the same campus as both the Saints and Pelicans.

A graduate of Texas A&M University with a B.S. in agribusiness, LeBlanc also received a certificate in International Business from the Lowry Mays School of Business. She attended Stanford University's Executive Education Graduate School of Business in 2004 as part of the NFL's Managers Program.

Rita Benson LeBlanc is the granddaughter of Tom Benson. For print purposes she uses both of her parents' last names. She has never been married and has no dependents.



## DENNIS LAUSCHA

### PRESIDENT

Dennis Lauscha was named President of the New Orleans Pelicans in June, 2012, after serving as the lead negotiator for Owner/Chairman of the Board Tom Benson's purchase of the team. Lauscha, who serves the same role with the New Orleans Saints, oversees the club's financial operations and government affairs as well as its marketing, ticket and suite sales, legal, stadium, community affairs, human resources, information technology and facilities departments. He's also one of the club's representatives at NBA Board of Governors meetings and NFL Owners' Meetings.

Entering his 17th season with the Saints, Lauscha has held several positions and responsibilities with the team, most recently as executive vice president/chief financial officer from 2009-12. In addition to his duties

with the Saints and Pelicans, the New Orleans native maintains multiple roles within other holdings of Benson, maintaining a role in the management and on the Board of New Orleans FOX affiliate WVUE-TV, and Zelia, LLC.

Lauscha was promoted to executive vice president in May, 2009, after serving as senior vice president from 2006-09, and first being named a vice president after joining the Saints as chief financial officer in 1998. He's a key member of the team that actively pursues future NBA All-Star Games and Super Bowls for the City of New Orleans – and was instrumental in landing Super Bowl XLVII, which was played on February 3, 2013 at the Mercedes-Benz Superdome.

Lauscha was part of the Saints' contingent that negotiated the agreement with Louisiana Governor Bobby Jindal on a partnership that continues the club's commitment to the state through 2025. The deal included the Benson family purchasing and redeveloping the former New Orleans Centre, which has been transformed into Champions Square, and Benson Tower property adjacent to the Mercedes-Benz Superdome. As a result of the agreement, the Mercedes-Benz Superdome underwent extensive renovations and improvements that have transformed the iconic home of the Saints into one of the most advanced stadiums in the country.

The innovative agreement has dramatically modernized the team's playing facility, revitalized the area around the stadium and has generated revenue for the state without any new taxes for citizens. In 2011, Lauscha also played a key role in finalizing a ground-breaking 10-year stadium naming rights and sponsorship agreement with Mercedes-Benz USA. In 2008, he was also a primary member of the negotiating team during the purchase of WVUE, and has since helped steward the station's growth in the New Orleans market.

Lauscha was instrumental in the 2003 expansion of the Saints training facility and over the past two years, he has overseen an extensive renovation and expansion of the club's main facility and administrative offices for both the Saints and Pelicans, while directing the construction of a practice facility for the basketball team. In September 2013, both clubs will be housed to full capabilities on the same site, featuring some of the top facilities in professional sports.

Lauscha has been involved with numerous league-wide initiatives, including an NFL working committee for league financial reporting and a working committee for disaster preparedness. He has also completed the NFL Managers Program at Stanford University's Executive Education Graduate School of Business.

Active throughout the community, Lauscha currently sits on the Visiting Committee of the Loyola University School of Business, as a member the NBA's Team Advisory Council of Presidents, the NBA All-Star Game Host Committee, Stuart Hall School Board of Trustees and on the Louisiana Museum Foundation Board. Lauscha has completed terms as board president of the Preservation Resource Center, president of the regional chapter of the Boy Scouts of America and as a member of New Orleans Mayor Mitch Landrieu's Blight Transition New Orleans Task Force and of the Super Bowl XLVII Host Committee.

His dealings with the Saints, state officials and local organizations have provided an opportunity for community involvement. His professional and charitable work was recognized by New Orleans CityBusiness when Lauscha was selected as one of the 40 Most Influential Members of the Community. The honor is bestowed on those who are laying the groundwork for a better city. In 2010, he was named the Alumnus of the Year by Loyola University of New Orleans' College of Business and also was named to the 2010 Class of Role Models by the Young Leadership Council, recognizing his commitment and contributions to the enhancement of the community.

After graduating from Jesuit High School, Lauscha graduated from the University of Alabama with a bachelor's degree in business. He has also received a master's of business administration from Loyola University in New Orleans and is a licensed Certified Public Accountant. Prior to joining the Saints, Lauscha worked as the club's auditor for four years while working for a national accounting firm.

## BOARD OF DIRECTORS

**TOM BENSON**

Mr. Benson is the Chairman of the Pelicans and Saints Board of Directors that includes:

**RITA BENSON LEBLANC**

LeBlanc is the Owner/Vice Chairman of the Pelicans and Saints Board of Directors, where in addition to her duties with the teams, she also holds management responsibilities for Zelia LLC, which includes properties such as Benson Tower and Champions Square, as well as representing the Benson family's various interests in automotive, real estate, banking and multi-media platforms including FOX 8 (WVUE). She also represents the club at NFL Ownership Meetings and has made the rebuilding of the Gulf South following several natural disasters a priority of the organization.

**RENEE BENSON**

Renee Benson is the Owner/President of Renson Enterprises, LLC., and a member of the Board of Directors of the Lone Star Capital Bank, NA, both located in San Antonio, Texas. She is also the Owner/President of Uptown Blanco Arts & Entertainment, LLC, located in the heart of downtown Blanco, Texas. Benson is active in numerous philanthropic and professional organizations.

**RYAN LEBLANC**

Ryan LeBlanc is responsible for overseeing Benson Farm and Ranch in Johnson City, Texas, a position he has held since 2002. He has been affiliated with the Benson automotive dealerships and currently monitors the general Texas operations. LeBlanc has served on the Board of Directors of Lone Star Capital Bank since 2007. He has been a member of the New Orleans Saints Board of Directors since 2006.

**DENNIS LAUSCHA**

Lauscha was named team President in 2012 and oversees the Pelicans financial operations and government affairs as well as its marketing, ticket and suite sales, legal, stadium, community affairs, human resources, information technology and facilities departments. Lauscha served as the lead negotiator for Mr. Benson's purchase of the Pelicans in 2012.

## BOARD OF DIRECTORS

**MICKEY LOOMIS**

Mickey Loomis was named Executive Vice President of the New Orleans Pelicans in June, 2012, overseeing the basketball operations of the club. Loomis is also the Executive Vice President/General Manager of the New Orleans Saints, responsible for the club's entire football operations, entering his 12th season in his current position and 14th with the franchise.

**TOM RODDY**

Born in Houma, La., Roddy has a long association with Mr. Benson in both the banking and automotive businesses. He has overseen the day-to-day operations of Benson Management Company as well as Benson Financial Corp. Roddy has also been a member of the Owner's search teams for key hires by the club in the past. Currently, he is the CEO of Renson Enterprises, LLC.

**STANLEY ROSENBERG**

One of Tom Benson's most trusted advisers, Rosenberg has been an associate of the Owner's for over 40 years. In addition to his role as Mr. Benson's attorney, Rosenberg has assisted in representing the club in negotiations with the state and has offered experienced counsel in the selection of the Saints' key hires since 1985. Rosenberg played a key role in the Saints' 2009 long-term partnership with the state that includes Mr. Benson and his family purchasing the former New Orleans Centre, which has been converted into Champions Square, the renamed Benson Tower office building and a dramatic modernization of the Mercedes-Benz Superdome.

## EXECUTIVE STAFF



**JENNIE GUARISCO**  
Executive Assistant  
to the Owner/Chairman  
of the Board



**MELISSA MANWARING**  
Administrative Assistant  
to the Owner/Chairman of  
the Board



**RODNEY HENRY**  
Personal Assistant  
to the Owner/Chairman of  
the Board



**JEANNE BROWN**  
Executive Assistant to the  
President

# ADMINISTRATION



## BEN HALES

### SENIOR VICE PRESIDENT OF MARKETING & BUSINESS DEVELOPMENT

Ben Hales was named Senior Vice President of Marketing and Business Development for the New Orleans Saints and New Orleans Pelicans in June of 2012. Hales, who enters his 14th season with the Saints and second with the Pelicans, spent seven seasons as the team's Vice President of Marketing and Business Development. In his new role, Hales will oversee marketing initiatives for both the Saints and Pelicans.

On a daily basis, Hales directs the Saints' marketing and creative efforts, as well as community initiatives and game and event presentation. He's also intricately involved in both clubs' critical planning of short-term and long-range marketing efforts. Hales' duties also entail stadium operations

at the Mercedes-Benz Superdome, corporate and broadcasting partnerships, promotions, advertising, special events and youth programs.

During the 2012-13 NBA season, the Hornets franchise announced that they would re-brand following the season and become the New Orleans Pelicans. Hales was instrumental in the re-branding efforts from start to finish, helping to first conceptualize the look to represent the Pelicans namesake and leading the planning for the official announcement in January 2013.

In 2011, Hales finalized a ground-breaking ten-year naming rights deal for the stadium with Mercedes-Benz. Throughout his tenure, he has helped create and implement a variety of innovative opportunities for local and national partners to build relationships with the club, including the development of Patron Saints Partners, a premium sponsorship program. Under his direction the club has added a sponsorship and fulfillment department, to ensure corporate partners receive the highest level of service.

The Saints have continued to increase the number and variety of television and radio programs after Hales assumed the role of the club's primary programming negotiator. In addition to three weekly in-season television programs, the Saints now produce numerous specials that have aired on three different local television stations throughout each season.

In 2006, the Saints achieved the first season ticket sellout in team history, a feat the team has equaled each season since then. The club was named the 2006 Marketer of the Year by the American Marketing Association's New Orleans regional chapter and also received the 2007 MAX Award for its 2006 "Winning Is An Attitude" advertising campaign.

Hales joined the Saints in 2000 as a corporate sales account executive. In 2001, he was promoted to corporate sales and broadcasting manager before becoming a director the following year and assuming the responsibilities of business and marketing operations.

Prior to joining the Saints, Hales worked in television advertising in the New Orleans market. In addition to his community efforts on behalf of the team, Hales is a member of the New Orleans City Park Board of Commissioners, the People's Health Champions Selection Committee and served on the Super Bowl XLVII Host Committee Executive Committee.

A native of New Orleans and a longtime Saints terrace and plaza level season ticket holder before joining the club, Hales earned a degree in English from the University of Mississippi in 1996.

## MARKETING AND CREATIVE SERVICES




**JESSICA RICHARDSON**  
Senior Director  
of Marketing



**EDDIE COE**  
Senior Graphic  
Designer



**LEO FREEMAN**  
Graphic Designer



**KEITH CLAVERIE**  
Creative Services  
Coordinator



**JONEL FILSAIME**  
Creative Services  
Intern

**EVENT PRESENTATION**



**JOSH RICHARDSON**  
Executive Director of Live Programming & Broadcasting



**CRIS QUINTANA**  
Director of Live Programming & Entertainment



**TIM FANGUY**  
Director of Video Production



**ASHLEY DEATON**  
Dance Team Manager



**FRED RUCKERT**  
Marketing & Broadcast Coordinator



**JOVANDA FIELDS**  
Promotions & Special Events Manager



**EDDIE JOHNSON**  
Promotions & Game Day Operations Manager



**RAYMOND CLAWSON**  
Mascot Coordinator



**NICOLE COLLINS**  
Host



**SAMANTHA CARDUCCI**  
Live Programming & Entertainment Manager




**LINDSEY HAGES**  
Live Programming & Entertainment Coordinator



**JAMES CROSBIE**  
Video Production Manager



**CODY DISBENNET**  
Promotions & Game Day Operations Coordinator




**ALYSSA BROSKY**  
Promotions & Game Day Operations Intern



**BEN FALLIN**  
Motion Graphics/Animator



**BEN GILBERT**  
Motion Graphic Coordinator



**MATT DOWDLE**  
Video Production Intern



**EMILY BARBIN**  
Motion Graphics Intern

**COMMUNITY INVESTMENT**



**JULIE BORSCH**  
Community Investment Manager



**JOHNNY PIZZO**  
Community Investment Development Executive



**MICHAEL STANFIELD**

**SENIOR VICE PRESIDENT OF SALES**

Michael Stanfield was named Senior Vice President of Sales for the New Orleans Saints and New Orleans Pelicans in June, 2012, overseeing all ticket sales efforts and operations for both franchises.

Entering his 15th season with the Saints and third with the Pelicans, Stanfield is responsible for all of the consumer marketing efforts—directing the sale of season and group tickets, developing sales executives to the next level in their field, supervising the lease of the Superdome and Arena's luxury suites, managing food and beverage for the Arena and Superdome, overseeing the sale of all team merchandise as well as maintaining the club's high standards of customer service and retention.

Since taking over leadership of the Pelicans' ticket sales and merchandising efforts, the organization has seen an increase in season-ticket sales and merchandise sales have seen the second-biggest growth in the NBA in 2013, followed by another significant increase in 2014.

Under his direction, the Saints have surpassed the majority of the club's ticket sales milestones, including selling out on a season-ticket basis for the first time in franchise history in 2006—a feat that has reached eight-straight seasons. In addition the club has leased every Superdome suite since the beginning of the 2008 season. Saints official merchandise has grown annually into one of the NFL's top sellers. Stanfield also supervises the ticket, suite sales and box office personnel on a daily basis, in addition to serving as the food and beverage service liaison with the Superdome.

Since Stanfield's arrival in 2000, the Saints have sold out every contest in the Superdome but one. Prior to the 2006 season, an innovative season-ticket marketing program fueled the rise of filling the stadium on a season-ticket basis. Fans on all economic levels were reached in an effort to retain existing accounts while cultivating new ones and those efforts have built a waiting list that has continued to grow for season tickets for the first time in franchise history. In 2011, the team established a single-season regular season attendance record for games played at the Mercedes-Benz Superdome with 584,336 fans attending Saints games.

Stanfield has also helped oversee the institution of a direct mail and email database to generate ticket sales and excitement surrounding the club and initiated other creative promotional campaigns by using the club's ever expanding social and new media platforms. The Saints have also been recognized as one of the top organizations in professional sports for their customer service initiatives and outreach programs, including being named the top professional sports organization by ESPN The Magazine in June (2010).

A veteran of 26 years in the sports industry, Stanfield was promoted to vice president after serving as director of ticket sales and operation services for the Saints from 2000-05. The accomplishments of the Ticket & Suite Sales Department were numerous under Stanfield's direction in his initial six years with the Saints, as the club posted a 36-straight game sellout streak and reached the former club-record of 53,000 season-ticket holders in 2003.

In 2007, Stanfield completed the Stanford Business School's Executive Education NFL-Stanford Program for Managers, an educational program and honor known league-wide as an important training ground for promising executives.

Stanfield is on the Board of Directors for the Saints Hall of Fame, a member of the Super Bowl XLVII Host Committee and a member of the Jefferson Chamber of Commerce's Board of Directors. Stanfield is a graduate of St. Leo University (Fla.) and he is currently serving on the St. Leo Alumni Board of Directors. A sports industry public speaker, Stanfield has given presentations at many national events. He is also an active speaker at numerous youth foundations and professional groups throughout the Gulf South.



**TICKET OPERATIONS**



**BRYAN ROSS**  
Senior Director of Ticket Sales, Service & Operations



**MIKE KARCZEWSKI**  
Ticket Operations Coordinator



**ALEX HAMILTON**  
Ticket Operations Manager

**NEW BUSINESS DEVELOPMENT SALES**



**RYAN MCGUIRE**  
New Business Development Executive




**CHASE ELLIOTT**  
Senior New Business Development Executive



**CHASE MCVAY**  
Senior New Business Development Executive



**JON GIBSON**  
Senior New Business Development Executive



**PRESTON HAYDEN**  
Senior New Business Development Executive



**WILL KEARNS**  
New Business Development Executive



**VIRGINIA PACE**  
New Business Development Executive

**SUITE SALES AND SERVICE**



**ROBERT MINTER**  
Director of Premium Seating



**WHITNEY MCKEON**  
Premium Service Coordinator

**SEASON TICKETS SALES**



**STEFANIE SANDY**  
Director of Ticket Sales and Service



**BRIAN BEAN**  
Account Executive



**ANTHONY PARILLA**  
Account Executive



**JAMES COPPA**  
Sr. Account Executive

**GROUP TICKET SALES**



**ALEX ALDRICH**  
Sr. Group Sales Executive



**MARIO SCARFALLOTO**  
Group Sales Account Executive



**CHRIS GUIDRY**  
Group Sales Executive




**DENTON FAERBER**  
Group Sales Executive




**JESSE NANTZ**  
Group Sales Executive



**MATT PERRIN**  
Group Sales Executive



**LYNNE FIRMIN**  
Group Sales & Service Coordinator



**ADAM BEGOUN**  
Group Service Associate



**KIM BAKER**  
Group Service Associate



**CHRIS WEGMANN**  
Group Service Associate

**SEASON TICKET SERVICE AND RETENTION**



**BLAKE SIMON**  
Season Ticket Service & Retention Manager



**GENA BOUDREAUX**  
Service & Retention Account Executive



**KEVIN FERGUSON**  
Premium Account Executive



**COURTNEY GROS**  
Service & Retention Account Executive



**EMILE MOUSSA**  
Service & Retention Account Executive



**TIM GRYZCH**  
Service & Retention Account Executive



**STEPHANIE HARPSTER**  
Service & Retention Account Executive



**COREY NEUBERGER**  
Service & Retention Account Executive



**ROB SCHOLL**  
Service & Retention Account Executive



**ANGELA LEON**  
Administration Assistant



## ED LANG

### SENIOR VICE PRESIDENT/CHIEF FINANCIAL OFFICER

Ed Lang was named Senior Vice President/Chief Financial Officer for the New Orleans Saints and New Orleans Pelicans in June 2012.

Entering his third year with the Saints and fourth with the Pelicans, Lang maintains the financial operations for both clubs, is the principal liaison with all vendors that service them and also oversees several administrative and operations departments. He supervises the human resources, information technology and facilities and grounds departments for both clubs. Lang also has served as the primary contact for the NBA in related matters to his responsibilities since first being named CFO of the Pelicans franchise in 2011.

The Cincinnati, Ohio native came to New Orleans following 13 years with the NHL's Nashville Predators in several different leadership capacities. For his final three years with the club he served as the organization's President of Business Operations after the successful sale of the team to a new ownership group. Lang, who was with the franchise at its inception, began as the organization's Vice President/CFO and was named Executive Vice President of Finance and Administration/CFO in 2005.

Instrumental in assisting the club's founder Craig Leipold in securing the expansion franchise that became the Predators in 1997, Lang was one of the club's first employees, playing an important role in creating the organization's structure and establishing its business operations. He was in charge of all aspects of the Predators operations outside of hockey, including Bridgestone Arena operations and development of the club's long-term plans and goals. He was responsible for the franchise's business operations, which included ticket operations and sales, sponsorship sales, broadcasting, marketing, communications and development, administration and finances.

Prior to joining the Predators, Lang worked for S.C. Johnson and Son in Racine, Wisc. for 12 years. He served in a variety of business and financial capacities, including venture manager for the office of the chairman, financial support manager, North America professional markets; and financial project manager, corporate financial analysis.

In March of 2006, Lang was elected to the board of directors for Johnson Outdoors, a leading global outdoor recreation company. The company designs, manufactures and markets a portfolio of winning, consumer-preferred brands across four categories: watercraft, marine electronics, diving and outdoor equipment.

After moving to Nashville in 1997, Lang became very active in the Middle Tennessee community. He served as Chairman of Nashville's Adventure Science Center in 2008-10, and as a member on numerous boards including the Nashville Convention and Visitors Bureau, the Nashville Downtown Partnership, Make-A-Wish Foundation of Middle Tennessee and the Nashville Predators Foundation.

In 2011, Lang was appointed to the Loyola University School of Business Visiting Committee.

A 1985 Indiana University graduate with a B.S. in finance, Lang received his MBA from Marquette University in 1992. He is an outdoor enthusiast and has competed in numerous triathlons, marathons and cycling events. He also enjoys skiing and mountain climbing.

## ACCOUNTING



**DIANE NORTH**  
Controller



**TYLER COCEK**  
Senior Staff Accountant



**JACKIE BRUCE**  
Accounting Specialist



**JENNIFER DHIR**  
Staff Accountant

## INFORMATION TECHNOLOGY



**JEFF HUFFMAN**  
Director of Information Technology




**JODY BARBIER**  
Information Technology Manager



**KEVIN BREWER**  
Computer Systems Administrator



**CHRIS CHAPITAL**  
Desktop Support Specialist



**BRAD MILLET**  
Desktop Support Specialist

## HUMAN RESOURCES



**PAT MCKINNEY**  
Executive Director of Human Resources



**MARY VINET**  
Human Resources Generalist



**BRITTNAY HOARD**  
Human Resources Coordinator


## BUSINESS ADMINISTRATION



**FRANK DEPIZZO**  
Director of Operations



**JEFF GOSEY**  
Director of Business Analytics



**DAVE FAVALORO**  
Business Analytics Coordinator



**MIKE KING**  
Database/Analytics Systems Analyst



## JEAN-PAUL DARDENNE

### VICE PRESIDENT OF CORPORATE PARTNERSHIPS

Jean-Paul Dardenne was promoted to Vice President of Corporate Partnerships of the New Orleans Pelicans and New Orleans Saints in July 2012, where he oversees corporate partnerships sales and services for both franchises.

Entering his 18th year in the sports marketing/sponsorship field, Dardenne originally joined the Saints in 2006 as the club's director of corporate partnerships prior to being promoted to senior director of corporate sponsorships in 2011. He played a pivotal role in helping forge a ground-breaking ten-year naming rights deal with Mercedes-Benz for the Mercedes-Benz Superdome. Throughout his tenure, he's helped identify

and recruit numerous local and national sponsors for the club, while also supervising the sponsorship and fulfillment department, to ensure the team's corporate partners receive the highest level of service.

Prior to joining the Saints, Dardenne served as the director of sponsor and market development for Royal Caribbean Cruises Ltd from 2004-06 and also has worked with Bruno Event Team and Executive Sports International in various leadership positions in sponsorship and marketing.

A native of South Hadley, Mass., Dardenne earned a Bachelor's degree in Business Management from Springfield College and received his Master's degree in Sports Management from Barry University. Dardenne and his wife Lauren have two children, Jack and Mia.



## VICKY NEUMEYER

### SENIOR VICE PRESIDENT/GENERAL COUNSEL

Vicky Neumeyer was named Sr. Vice President/General Counsel of the New Orleans Pelicans, in addition to serving the same position for the New Orleans Saints, in June, 2012, overseeing all legal aspects of both franchises.

Providing comprehensive legal consultation and services to the clubs' executive staff and assuring compliance in all of the organizations' business endeavors, Neumeyer has been a key member of the Saints' front office since joining the club in 2000 and was promoted to vice president/general counsel in 2006.

Her responsibilities include drafting key documents—including leases, sponsorship agreements and broadcast contracts—identifying and analyzing legal issues and presenting comprehensive recommendations.

A member of the Louisiana and federal bar associations, prior to joining the Saints, Neumeyer spent over five years as an in-house corporate litigation attorney for Exxon. Previously she served as a judicial clerk for the Supreme Court of Louisiana and was in private practice as a consultant to major corporate clients and law firms.

Neumeyer possesses extensive experience in Sports Law, including antitrust, labor and organizational matters. She also has a comprehensive background in CAD engineering, software development firm drafting, negotiating contracts worldwide, copyrighting and in handling legal business issues.

In 2004, Neumeyer was selected by the Saints to attend the Stanford Business School's Executive Education NFL-Stanford Program for Managers, an educational program and honor known league-wide as an important training ground for promising executives. She has also been invited to speak at several venues, including Harvard Law School, The Sports Lawyer's Association annual conferences, American Bar Association programs, Tulane Law School, and Loyola Law School. She sits on the boards of the Make A Wish Foundation (Texas Gulf Coast and Louisiana) as well as the Sports Lawyers' Association.

After completing her undergraduate work Summa Cum Laude at the University of Wisconsin, Neumeyer earned a Master of Science Degree in Audiology at the school. She graduated with honors from Loyola Law School in 1989 and attained a Master of Law with Distinction with a dual emphasis in Intellectual Property Law and Sports Law in 1998.

### CORPORATE PARTNERSHIPS SALES



**BROOKS BLAKEY**  
Director of Corporate Partnership Sales



**MIKE LEBLANC**  
Corporate Partnership Account Executive



**CHASE ATKINSON**  
Corporate Partnership Account Executive

### CORPORATE PARTNERSHIPS MARKETING



**CHASE JONES**  
Director of Corporate Partnership Marketing



**KIERA DURRETTE**  
Director of Corporate Partnership Activation



**NICOLE BLUM**  
Corporate Partnership Activation Manager



**CLAUDE FLOT**  
Partnership Activation Specialist



**SHANNON KERN**  
Digital Media Account Executive



**EAVAN MARTIN**  
Partnership Activation Specialist



**KELLIN ZALNERAITIS**  
Jr. Partnership Activation Specialist



**ERIN O'LEARY**  
Partnership Activation Intern

# BASKETBALL OPERATIONS



## MICKEY LOOMIS

### EXECUTIVE VICE PRESIDENT/BASKETBALL OPERATIONS

Mickey Loomis was named Executive Vice President of the New Orleans Pelicans in June, 2012, overseeing the basketball operations of the club.

Loomis is also the Executive Vice President/General Manager of the New Orleans Saints, responsible for the club's entire football operations, entering his 12th season in his current position and 14th with the franchise. He is a veteran of over 26 years in the NFL and during his time in New Orleans has been honored with the most prestigious awards presented to a league executive. Yet the most satisfying achievement of Loomis' career has come in helping mold a roster that has produced many of the franchise's finest

moments over the last six seasons, including the Super Bowl XLIV championship.

Loomis was promoted to General Manager in 2002 and earned the additional title of Executive Vice President later that year. The departments under his direction include coaching, player personnel and scouting, salary cap management, contract negotiations, athletic training, equipment, video and communications.

In 2006 - after being the key figure in the hiring of Sean Payton, the signing of Drew Brees and essentially rebuilding a team that would advance to the NFC Championship - Loomis was voted the NFL Executive of the Year by Pro Football Weekly/Pro Football Writers of America. He was also honored by the Sporting News as the George Young Executive of the Year, an award voted on annually by NFL front-office executives and owners.

Loomis has continued to build on the success of 2006, highlighted by four postseason appearances, three division titles and the Super Bowl victory. Over the past six years, he has brought aboard a collection of players who have played a key role in New Orleans posting a 67-37 overall record through a combination of the draft, free agency and trades. He's also presided over the club's ability to retain their core players, re-signing several significant contributors to long-term contracts.

While his responsibilities have grown during his tenure with the Saints, Loomis has been a key figure in the highest management circle of the organization since arriving in 2000. Loomis joined the club as Director of Football Administration, a post he held until 2002, handling contract negotiations, managing the salary cap and coordinating different areas of the football operations.

In 2005, Loomis helped steer the club through unprecedented challenges for an NFL team. He calmly guided the staff and players through a sudden evacuation from New Orleans in the wake of Hurricane Katrina, in addition to several moves of the club's base of operations.

In 2003, Loomis oversaw the renovation of Saints headquarters that added an indoor practice facility, new weight room and cafeteria, giving the club one of the NFL's top training complexes.

Prior to arriving in New Orleans, Loomis spent 15 years with the Seattle Seahawks, including as executive vice president from 1992-98. He joined the Seahawks in October, 1983, was promoted to vice president/finance in 1990 and to executive vice president in 1992.

A native of Eugene, Ore., Loomis has a degree in accounting from the University of Oregon and a Master's Degree in Sports Administration from Wichita State University. Married to Melanie, Loomis has four children: Alex, Katherine, Sam, and Lucy.



### DEBBIE GALLAGHER

Executive Assistant to the  
Executive Vice President/  
General Manager



## DELL DEMPS

### SENIOR VICE PRESIDENT OF BASKETBALL OPERATIONS/ GENERAL MANAGER

Dell Demps begins his fourth season with New Orleans after being named the fourth General Manager in franchise history on July 21, 2010. It is Demps' first stint as General Manager of an NBA franchise. In Demps' first season with New Orleans, the team made the 2011 playoffs after missing the postseason the year prior.

Demps, 43, joined the Pelicans after five seasons with the San Antonio Spurs and three years as the General Manager of the Spurs' NBA Developmental League affiliate, the Austin Toros. Demps joined the Spurs at the start of the 2005-06 season as Director of Pro Player Personnel and was promoted to Vice President of Basketball Operations in 2010. With the Spurs, Demps won an NBA Championship (2007). In each of the five seasons that he was with San Antonio, the team won at least 50 games. Prior to joining the Spurs, Demps worked for the New York Knicks from 2003 to 2005 where he joined the organization as a scout and was promoted to the Director of Pro Player Personnel. Demps also spent two seasons as an assistant coach with the Mobile Revelers in the NBA Developmental League from 2001-2003 where the Revelers captured the 2003 Developmental League championship.

Demps attended the University of the Pacific where he was a four-year starter on their basketball team, earning All-Big West honors three times. As a senior, he averaged 19.0 points and 5.8 rebounds and earned his bachelor's degree in business administration. While playing professionally, each summer he returned to Pacific and completed his Master's in Business Administration in 1998. Demps is currently a member of Pacific's Eberhardt School of Business Advisory Board. He was also elected to the Pacific Athletics Hall of Fame in 2003.

Demps had a 10-year basketball career where he played all over the world. He played for three seasons in the NBA with Golden State Warriors, San Antonio Spurs and the Orlando Magic. In addition, he played professionally in the Continental Basketball Association (CBA), Philippines, France, Greece, Turkey, Croatia and Venezuela.

#### Demps in the NBA/NBA Developmental League Front Office

Year	Title
2001-02	Assistant Coach-Mobile Revelers
2002-03	Assistant Coach-Mobile Revelers
2003-04	Scout-New York Knicks
2004-05	Scout/Director of Pro Player Personnel-New York Knicks
2005-06	Director of Pro Player Personnel-San Antonio Spurs
2006-07	Director of Pro Player Personnel-San Antonio Spurs
2007-08	Director of Pro Player Personnel-San Antonio Spurs/General Manager-Austin Toros (D-League)
2008-09	Director of Pro Player Personnel-San Antonio Spurs/General Manager-Austin Toros (D-League)
2009-10	Director of Pro Player Personnel-San Antonio Spurs/General Manager-Austin Toros (D-League)
2010-11	Senior Vice President and General Manager-New Orleans Hornets
2011-12	Senior Vice President and General Manager-New Orleans Hornets
2012-13	Senior Vice President and General Manager-New Orleans Hornets
2013-14	Senior Vice President and General Manager-New Orleans Pelicans



## MONTY WILLIAMS

### HEAD COACH

On June 7, 2010, Monty Williams was appointed head coach of the New Orleans Pelicans. Williams' first stint as a head coach was a very successful one, leading New Orleans to a 46-36 record and the seventh seed in the 2011 NBA playoffs where the team pushed the former NBA-champion Lakers to six games. Williams placed seventh in Coach of the Year voting and was named the NBA's Western Conference Coach of the Month for January of 2011.

In his sophomore campaign, Williams managed 22 different players and 28 different starting lineups through an injury-plagued season where six players missed upwards of 15 games due to injury or illness. Through it all, Williams' squad increased its wins in every month from January to April, and closed out the regular season with a 6-1 stretch at the New Orleans Arena. His work was recognized as he finished T-11th in Coach of the Year voting, the highest finisher among non-player coaches. In his third and most recent season with New Orleans, Williams oversaw the development of the second youngest team in the NBA, developing Anthony Davis into a solid Rookie of the Year candidate and Ryan Anderson into a Sixth Man of the Year candidate.

Prior to his New Orleans tenure, Williams spent the previous five seasons as an assistant coach for the Portland Trail Blazers. As of the date hired, Williams became the youngest head coach in the NBA at 38 years old.

Williams is one of the promising young coaches in the NBA. Trail Blazers Head Coach Nate McMillan charged Williams with running the team's 2007 and 2008 entries into the NBA Summer League in Las Vegas. The two teams featured young Trail Blazers prospects Greg Oden, LaMarcus Aldridge, Jerryd Bayless and Nicolas Batum.

During his time with the Trail Blazers, Williams spent a great deal of time working with Travis Outlaw and Martell Webster. He focused on consistency, instilling intensity and purpose every day in practice, as well as in games. Before being traded to the Los Angeles Clippers in the 2009-10 season, Outlaw increased his scoring and rebounding average twice in four seasons during Williams' tenure. Webster and Williams both entered their first season with the Trail Blazers in 2005-06. Like Outlaw, Webster saw numerous improvements in a number of statistical categories, including points, rebounds per game, and field-goal percentage.

Prior to joining the Trail Blazers, he won an NBA Championship as a coaching staff intern with the San Antonio Spurs in 2004-05, and during the summer of 2005, coached the Spurs' Summer League entry in the Rocky Mountain Revue.

Selected by New York in the first round (24th overall) of the 1994 NBA Draft, Williams was a nine-year veteran of the NBA before chronic knee problems forced him into retirement in 2003. Hailing from Notre Dame, Williams played for the Knicks, San Antonio, Denver, Orlando and Philadelphia. His best season was with the Spurs in 1996-97, when he averaged 9.0 points, 3.2 rebounds and 1.4 assists in 65 games and shot 50.9% from the field. In 456 career games, he averaged 6.3 points per game.

He was an honorable mention All-American at Notre Dame after averaging 22.4 points and 8.4 rebounds during his senior season. Williams was away from basketball for two years during college (from 1990 to 1992) after being diagnosed with hypertrophic cardiomyopathy, a rare condition of thickened muscle between the chambers of the heart. He earned a degree from Notre Dame's College of Arts and Letters, majoring in communications and theatre. In high school, he was a 4.0 student at Potomac High School in Oxon Hill, Md.

On June 10, 2013, Williams was named an assistant coach for the 2013-16 USA Basketball Men's National Team, which he previously represented as a player. Served as an Assistant Coach on Team USA Men's National Team that captured gold at the 2014 FIBA World Cup in Spain, going undefeated in the tournament. Active in the Fellowship of Christian Athletes and many other charities, he was involved with fellow NBA guard Charlie Ward in distributing shoes and athletic equipment to impoverished communities in South Africa. In September of 2011 and August 2013, Williams went to South Africa as part of the NBA's Basketball Without Borders program.

**Williams Year-by-Year NBA Head Coach**

Year	Team	W	L	Pct.
2010-11	New Orleans Hornets	46	36	.561
2011-12	New Orleans Hornets	21	45	.318
2012-13	New Orleans Hornets	27	55	.329
2013-14	New Orleans Pelicans	34	48	.415
<b>Totals</b>		<b>128</b>	<b>184</b>	<b>.410</b>

**Williams Year-by-Year NBA Assistant Coach**

Year	Team	W	L	Pct.
*2004-05	San Antonio Spurs	59	23	.720
2005-06	Portland Trail Blazers	21	61	.256
2006-07	Portland Trail Blazers	32	50	.390
2007-08	Portland Trail Blazers	41	41	.500
2008-09	Portland Trail Blazers	54	28	.659
2009-10	Portland Trail Blazers	50	32	.610
<b>Totals</b>		<b>257</b>	<b>235</b>	<b>.522</b>

\* - Won NBA Championship

**Williams Year-by-Year NBA Career**

Year	Team	GP	PPG	RPG
1994-95	New York Knicks	41	3.3	2.4
1995-96	New York Knicks	14	1.4	1.2
	San Antonio Spurs	17	2.9	1.4
1996-97	San Antonio Spurs	65	9.0	3.2
1997-98	San Antonio Spurs	72	6.3	2.5
1998-99	Denver Nuggets	1	1.0	0.0
1999-00	Orlando Magic	75	8.7	3.3
2000-01	Orlando Magic	82	5.0	3.0
2001-02	Orlando Magic	68	7.1	3.5
2002-03	Philadelphia 76ers	21	4.4	2.1
<b>Career Average</b>		<b>456</b>	<b>6.3</b>	<b>2.8</b>
<b>Career Playoff Average</b>		<b>30</b>	<b>1.8</b>	<b>1.9</b>



**RANDY AYERS**

**LEAD ASSISTANT COACH**

On August 4, 2010, Randy Ayers was named an assistant coach and was promoted to lead assistant in the summer of 2011. Ayers, who holds a strong track record as an assistant and head coach on both the collegiate and professional levels, has an NBA head coaching record of 21-31 at the helm of the Philadelphia 76ers in the 2003-04 season. Ayers has experience as an NBA assistant head coach for three different teams, most recently with the 76ers in 2009-10.

Ayers started as an assistant in Philadelphia in 1998, the position he held until he assumed the head job before the 2003-04 season. As the top assistant under Head Coach Larry Brown, Ayers helped guide Philadelphia to five-consecutive playoff appearances, including a trip to the NBA Finals in 2001.

After his time there, Ayers coached for Orlando and Washington, before returning to Philadelphia last year. The Wizards allowed just 99.2 points per game in his first season with the team in 2007-08, after allowing 104.9 points per game the season prior.

Prior to joining the Wizards, Ayers was an assistant coach with Orlando. In his two seasons with the Magic, Ayers helped the team lower its opponents scoring average from 101.8 points per game in 2004-05 to 96.0 points per game in 2005-06 to 94.0 points per game in 2006-07.

Ayers also had three stops as a college coach, highlighted by his first head coaching job at The Ohio State University. In his eight seasons with the Buckeyes, Ayers spearheaded teams that earned two-consecutive No. 1 seeds in the NCAA tournament, while also winning National Coach of the Year by the Associated Press in 1991 and Big Ten Coach of the Year in 1991 and 1992. Ayers spent six years as an assistant coach at OSU, two years at the U.S. Military Academy and two years as a graduate assistant at his alma mater, Miami University (Ohio).



**DAVE HANNERS**

**ASSISTANT COACH**

Dave Hanners begins his fourth season with the Pelicans as an assistant coach after spending the 2008-09 and 2009-10 seasons on the Charlotte Bobcats bench, as well as the first part of the 2010-11 season.

In New Orleans, Hanners reunites with Pelicans lead assistant coach Randy Ayers, with whom he coached alongside as a fellow assistant for three years between 2000-03 with the Philadelphia 76ers under Head Coach Larry Brown. The 2002-03 76ers squad featured Pelicans Head Coach Monty Williams playing his final professional season as well.

Hanners' time in Charlotte marked the fourth time he served as an assistant for Brown. In addition to Charlotte and Philadelphia (2000-03), Hanners was also on Brown's staff with the Detroit Pistons (2003-05) and New York Knicks (2005-06). Hanners, who spent the three seasons prior to his stint with the Bobcats on the Knicks bench, was an assistant coach for Detroit's 2003-04 NBA Championship team, as well as the 2000-01 76ers and 2004-05 Pistons teams that won Eastern Conference titles. He also served as video coordinator and advance scout for the 2004 U.S. Olympic team that won a Bronze Medal in Athens.

Prior to his NBA career, Hanners spent 11 seasons as an assistant coach at his alma mater, the University of North Carolina. During Hanners' tenure under Hall of Fame Coach Dean Smith and Bill Guthridge from 1989-2000, the Tar Heels won the 1993 NCAA Championship and four ACC titles, while appearing in six Final Fours.

Hanners played guard at UNC under Smith from 1972-76. He began his coaching career as a graduate assistant for the Tar Heels from 1976-78, then spent three seasons as an assistant coach at UNC-Wilmington, two seasons at Furman and four seasons at East Tennessee

State before returning to UNC in 1989 as an assistant coach. Hanners also served as head coach of UNC's junior varsity team three different times – 1976-78, 1994-96 and 1999-2000.



**BRYAN GATES**

**ASSISTANT COACH**

Bryan Gates begins his fifth season as an assistant coach with New Orleans. Prior to joining New Orleans, Gates was an assistant coach during the 2008-09 season with the Sacramento Kings following a highly successful three-year stint as a head coach in the NBA Development League with the Idaho Stampede.

While coaching the Stampede, Gates was a two-time recipient of the Dennis Johnson D-League Coach of the Year award (2006-07, 2007-08), and compiled a record of 101-51 (.664 winning percentage, tied for highest in league history), including winning the NBA Development League Championship in 2007-08. Gates was also an assistant coach in Idaho for five years, beginning with the team's inaugural season in the CBA in 1997-98.

Gates' first NBADL experience came as an assistant to Head Coach Dennis Johnson with the Austin Toros during the 2005-06 season. He spent the four years prior to joining the D-League in the USBL, as head coach of the Oklahoma Storm. During this time, Gates lead his squad to three Western Conference titles and was named Coach of the Year in 2004.

Gates has additional head coaching experience with the CBL's Hickory Nutz in the summer of 2003, and the Beirut Blue Stars of Lebanon in 2004-05. He lead the Nutz to a 23-0 record and a championship while being named Coach of the Year in his only season at the post, and guided the Blue Stars to a 2nd place league finish with a 24-7 record and a 4th place showing in the Dubai International Basketball Tournament.

Gates has served as the head coach of the Pelicans' NBA Summer League team in Las Vegas the past two seasons.




**FRED VINSON**

**ASSISTANT COACH**

Fred Vinson begins his fifth season as an assistant coach with the New Orleans Pelicans, where he's responsible for assisting with the team's defense. Prior to joining the Pelicans, Vinson was an assistant coach for the Los Angeles Clippers from 2007-09. In addition to his duties as an assistant coach, Vinson also served as Director of Player Programs for the Clippers, where he was responsible for mentoring young players and easing their transition to the NBA.

Vinson played 13 years of professional basketball, including two NBA seasons with the Atlanta Hawks and Seattle SuperSonics. In addition to playing in the United States Basketball League, Continental Basketball Association and American Basketball Association, Vinson spent several years overseas with professional clubs in the Philippines, Israel, Venezuela, Poland and France. In 2003, Vinson was a member of the CBA Champion Yakima Sun Kings, in addition to being named a CBA All-Star that season. He also holds the record for most points in a game in Guaiqueries de Margarita (Venezuela) team history with 53.

Vinson graduated from Georgia Tech in 1994 with a degree in business management and was a three-year letterman for the Yellow Jackets. He also attended Chowan Junior College (North Carolina), where he will be inducted into the school's hall of fame in November 2014 for the men's basketball team.



**KEVIN HANSON**

**ASSISTANT COACH**

Kevin Hanson begins his fifth season with the Pelicans, his first as an assistant coach after serving as the team's assistant video coordinator/player development coach in his first two seasons.

Hanson joined the Spurs in the summer of 2008 as an assistant video coordinator and was named the Spurs Player Development Assistant in the summer of 2010.

Born and raised in Huntington Beach, CA, he led Ocean View to a CIF Championship.

He played four seasons at University of San Diego, earning a bachelor's degree in Communications and a minor in Sociology. After college, he spent five seasons playing professionally overseas in Argentina and Germany.



**JAMELLE MCMILLAN**

**PLAYER DEVELOPMENT COACH**

Janelle McMillan begins his third season with the Pelicans, his second in the role of player development coach after serving as a coaching intern during the 2012-13 season. Prior to New Orleans, McMillan was the Director of Basketball Operations for Drake University. A four year player at Arizona State University, McMillan was a team captain and finished tied for 6th in school history with 122 games played. Additionally, his career 37.3% three-point shooting percentage ties for 10th all-time in Sun Devils history.

Born and raised in Seattle, WA, McMillan is the son of Indiana Pacers lead assistant coach (and former Portland Trailblazers head coach) Nate McMillan. McMillan holds a bachelor's degree in Communications earned in May 2011.



**MICHAEL RUFFIN**

**PLAYER DEVELOPMENT COACH**

A nine-year NBA veteran, Michael Ruffin joins the Pelicans for his first year as player development coach for the franchise. Selected No. 32 overall in the 1999 NBA Draft out of the University of Tulsa, Ruffin appeared in 414 career games with Chicago, Philadelphia, Utah, Washington, Milwaukee and Portland, and also played internationally in Spain.

A Denver native, Ruffin was a member of the gold-medal-winning United States team at the 1997 World University Games.



**J.J. POLK**

**EXECUTIVE DIRECTOR OF BASKETBALL ADMINISTRATION**

J.J. Polk enters his fifth season with the New Orleans Pelicans, his second as Executive Director of Basketball Administration after spending his first two seasons as director of player contracts and basketball administration. Polk joined the Pelicans following a six-year tenure as an associate at Bryan Cave, where he worked as a business specialist.

Polk received his Juris Doctor from the University of Illinois College of Law. He received a dual degree in political science and managerial studies from Rice University in 1997, and

also studied economics at University of California, Santa Barbara from 1992-93.



**DAVID BOOTH**


**DIRECTOR OF PLAYER PERSONNEL**

David Booth begins his fifth season with the New Orleans Pelicans, his first as Director of Player Personnel after serving as director of scouting in 2012-13 and regional scout from 2010-12.

Booth came to New Orleans from his alma mater, DePaul University, where he served as an assistant coach during the 2009-10 season. He received his first NBA experience as a regional scout with the Memphis Grizzlies from 2005-09 after a one-year stint as an

assistant coach at Illinois Central Community College.

Prior to playing 13 years of professional basketball, Booth was a four-year letterman at DePaul from 1988-92, where he ranks among the program's top 10 in scoring, field goals, steals, free throws and blocked shots. He ranks second in school history with 1,933 career points and third all-time with 713 career field goals. Booth received a degree in communications from DePaul University in 1992. He and his wife, Melissa, have three children, Mariah, 22, Sydney, 18, and Brandon, 14.



**SHANE KUPPERMAN**

**DIRECTOR OF BASKETBALL OPERATIONS**

Shane Kupperman, a native New Orleanian, enters his sixth season with the New Orleans Pelicans. In his current role as Director of Basketball Operations, Kupperman assists the General Manager in the day-to-day management of basketball operations. In addition, his current responsibilities include salary cap management, roster management, and player evaluation at the collegiate, professional, and international levels. Kupperman previously served in a variety of roles with the Pelicans, including responsibility for the team's

analytics efforts. Prior to joining the Pelicans, Kupperman served two seasons on the basketball staff at the University of Southern California under Head Coach Tim Floyd, during which USC won the PAC-10 Conference Tournament for the first time in school history. Kupperman began his basketball career while in college at Indiana University when he was a student manager.



**MARC CHASANOFF**

**COORDINATOR OF PRO PLAYER PERSONNEL**

Marc Chasanoff enters his fifth season with the New Orleans Pelicans, his first as Coordinator of Pro Player Personnel after previously serving as a pro scout, basketball operations assistant and video coordinator. Prior to coming to New Orleans, Chasanoff worked as a basketball operations intern with the Charlotte Bobcats.

Chasanoff, a Bradenton, Florida native, went to Flagler College and received a degree in Sports Management and Business Administration.



## JARED RALSKY

### BASKETBALL OPERATIONS MANAGER

Jared Ralsky enters his third season with the New Orleans Pelicans, his first as Basketball Operations Manager after previously serving as an assistant in the front office. Ralsky joined the Pelicans after spending the previous six years working for the San Antonio Spurs, Milwaukee Bucks and Austin Toros (NBA D-League) in coaching, video, and front office roles. Additionally, Ralsky served as a director of basketball operations and international scouting for a club team in Italy's First Division League.

Ralsky, a Chicago native, went to the University of Illinois and served as a graduate assistant at the University of Nevada-Las Vegas.



## BRYSON GRAHAM

### SCOUTING COORDINATOR

Bryson Graham begins his sixth season with the Pelicans, his first in the role of scouting coordinator after serving as the team's video coordinator from 2012-14, player development director/basketball operations associate in 2011-12 and as a front office intern in 2010-11.

Prior to joining the Pelicans, Graham was a graduate assistant for the Texas A&M men's basketball team while in graduate school following a three year playing career at A&M. Graham was part of the Aggies men's basketball teams that advanced to the Sweet Sixteen in 2006-07 and the second round of the NCAA Tournament in 2007-08 and 2008-09, graduating in 2009 with a degree in human resource development with a minor in business. Before his time in College Station, Graham attended junior college and played basketball at Lon Morris College in Jacksonville, Texas and spent the previous season playing prep school basketball at Maine Central Institute in Pittsfield, Maine.

Born and raised in San Antonio, Texas, Graham graduated from Ronald Reagan High School in 2004. He was selected to the Big 12 All-Academic Team three consecutive seasons between 2007 and 2009 and was also part of the Big 12 Winter Chick-fil-A Community of Champions.



## MATT WHINREY

### VIDEO COORDINATOR

Matt Whinrey begins his second season with the Pelicans, his first in the role of video coordinator after serving as the assistant video coordinator last season.

Prior to joining the Pelicans, Whinrey was an NBA regional scout and basketball operations assistant for the Cleveland Cavaliers. After graduating with a degree in math and psychology from IUPUI in 2009, Whinrey worked as a student assistant coach for the men's basketball team before being named an assistant coach from 2010-2012.



## DUANE BROOKS

### HEAD ATHLETIC TRAINER

Duane Brooks, who brings over two decades of experience in his field, enters his first season with the New Orleans Pelicans after spending the previous 13 seasons as the New Orleans Saints' assistant athletic trainer. Brooks is responsible for the health care, prevention and rehabilitation of injuries, daily training room operations and maintenance of the team's medical records. Brooks joined the Saints in 2002 after spending six seasons with Florida State University in a similar capacity. His contributions since have helped the athletic training staff earn several awards, including the 2007 Southeastern Athletic Trainers' Association (SEATA) Professional Athletic Trainers Award and both the Professional Football Athletic Training Society Staff of the Year and Fain Cain Memorial Award in 2006.

While at Florida State, Brooks was the assistant football athletic trainer and head athletic trainer for the baseball team. He traveled to the College World Series three times and was a member of a staff that participated in four national championship football games. Brooks completed summer internships with the Tampa Bay Buccaneers in 1992, 1993 and 1996.

A member of both the National Athletic Trainers Association and the Louisiana Athletic Trainers Association, Brooks has a bachelor's degree from Florida A&M and earned his master's degree in athletic administration at Florida State.

A member of both the National Athletic Trainers Association and the Louisiana Athletic Trainers Association, Brooks has a bachelor's degree from Florida A&M and earned his master's degree in athletic administration at Florida State.



## CARLOS DANIEL

### ASSISTANT COACH/DIRECTOR OF ATHLETIC DEVELOPMENT

Carlos Daniel enters his fifth season with the Pelicans after serving on the strength and conditioning staff of the San Antonio Spurs for the 2009-10 season. Prior to San Antonio, Daniel was the Performance Trainer and Basketball Director for the Forza Fitness and Performance Club in Denver. Daniel is ISSA, NASE and CSCS certified trainer and is a NASM performance enhancement specialist in addition to holding an M.S. in human exercise science.

In the summer of 2012, Daniel accompanied Anthony Davis during the United States Men's Basketball Team's exhibition schedule and to the 2012 London Olympics, and continues to work with Davis to physically prepare for his sophomore campaign.

During the 2006-07 season, Daniel was an assistant coach at the University of Northern Colorado. A 1998 graduate of Washington State University, Daniel was a standout basketball player for the Cougars, garnering first team Pac-10 All-Academic honors each of his four seasons and capturing the first team Arthur Ashe Academic All-American honor twice.

The Boulder, Colo. native finished in WSU's top 10 in blocks (second), rebounds (sixth), field goal percentage (seventh), minutes played (eighth), points (ninth) and field goals (ninth). He garnered first team All-Pac 10 honors his senior season after averaging 16.1 points and 10.1 rebounds per game. The WSU graduate went on to play professionally in the CBA, IBL, as well as internationally in Japan, Israel, Australia and France. Daniel last played in 2004-05 with the Yakima Sun Kings, when he was selected to the CBA All-Star Game.





## DAVID JOVANOVIC

### EQUIPMENT MANAGER

David Jovanovic, an employee of the franchise since their inaugural season in 1988, returns for his 28th season with the Pelicans in 2014-15.

His responsibilities as the team's equipment manager consist of ordering and maintaining all of the team's equipment and maintaining the team's locker room. At home games, he ensures that the team and their opponents have everything they need for game preparation. In addition, he travels with the team to all preseason, regular season and

playoff games and can be found in his usual seat at the end of the bench.

"Big Shot," as he is known by the players and staff, also directs the team's extensive ball boy program.


Along with his daily responsibilities with the team, he has also assisted with the original 1988 CBA tryouts for the team, the 1991 and 2008 NBA All-Star Games, training camp for the 1995 USA Women's Basketball Team that competed in Atlanta for the Summer Olympics, an exhibition game with the 1994 USA Men's Basketball Team that competed in the World Championships in Toronto as well as numerous NCAA Tournament Regionals and ACC Tournaments.

A native of Arlington, Va., Jovanovic attended Belmont Abbey College in Belmont, N.C., and earned his bachelor's degree in mathematics in 1988.

### BASKETBALL OPERATIONS STAFF



**MARK ARMOUR**  
Athletic Training  
Assistant



**TERRANCE "DOC" MARTIN**  
Director of Player  
Programs



**RANDY GREENUP**  
Director of Team  
Security



**DAN PURCELL**  
Basketball Operations  
Assistant




**KORY JOHNSON**  
Assistant Equipment  
Manager/Travel  
Coordinator



**SOMAK SARKAR**  
Basketball Operations  
Strategic Analyst



**JASON SUMERLIN**  
Assistant Strength &  
Conditioning Coach



**JARED LEWIS**  
Physical Therapist



**CHUCKY BROWN**  
Scout



**JOHN CARIDEO**  
Scout



**ANTHONY JOHNSON**  
Scout



**DARREL JOHNSON**  
Scout

## PLAYERS



## 2014-15 PELICANS ROSTER

No	Player	Pos	Ht	Wt	Birthdate	College/Prior to NBA	Exp
42	Alexis Ajinca	C	7-2	248	5/06/1988	St. Etienne/France	4
33	Ryan Anderson	F	6-10	240	5/06/1988	California/USA	6
3	Omer Asik	C	7-0	255	7/04/1986	Fenerbahce S.K./ Turkey	4
8	Luke Babbitt	F	6-9	225	6/20/1989	Nevada/USA	4
22	Dionte Christmas	G	6-5	205	9/15/1986	Temple/USA	4
23	Anthony Davis	F-C	6-10	220	3/11/1993	Kentucky/USA	2
1	Tyreke Evans	F-G	6-6	220	9/19/1989	Memphis/USA	5
32	Jimmer Fredette	G	6-2	195	2/25/1989	Brigham Young/USA	3
10	Eric Gordon	G	6-4	215	12/25/1988	Indiana/USA	6
11	Jrue Holiday	G	6-4	205	6/12/1990	UCLA/USA	5
50	Kevin Jones	F	6-8	260	8/25/1989	West Virginia/USA	2
2	Darius Miller	F	6-8	225	3/21/1990	Kentucky/USA	2
25	Austin Rivers	G	6-4	200	8/01/1992	Duke/USA	2
15	John Salmons	F	6-7	210	12/12/1979	Miami/USA	12
9	Russ Smith	G	6-0	165	4/19/1991	Louisville/USA	R
24	D.J. Stephens	G	6-5	188	12/19/1990	Memphis/USA	1
5	Jeff Withey	C	7-0	222	3/07/1990	Kansas/USA	1
4	Patric Young	F-C	6-9	240	2/01/1992	Florida/USA	R

**Head Coach:** Monty Williams (Notre Dame)

**Assistant Coaches:** Randy Ayers (Miami - Ohio), Dave Hanners (North Carolina), Bryan Gates (Boise State), Fred Vinson (Georgia Tech), Kevin Hanson (San Diego)

**Director of Athletic Development/Assistant Coach:** Carlos Daniel (Washington State)

**Athletic Trainer:** Duane Brooks (Florida A&M)

## 2014-15 PELICANS NUMERICAL ROSTER

1	Tyreke Evans
2	Darius Miller
3	Omer Asik
4	Patric Young
5	Jeff Withey
8	Luke Babbitt
9	Russ Smith
10	Eric Gordon
11	Jrue Holiday
15	John Salmons
22	Dionte Christmas
23	Anthony Davis
24	D.J. Stephens
25	Austin Rivers
32	Jimmer Fredette
33	Ryan Anderson
42	Alexis Ajinca
50	Kevin Jones

## ALEXIS AJINCA - #42



**Position:** Center  
**Years Pro:** 4  
**Height:** 7-2  
**Weight:** 248  
**Birthdate:** May 6, 1988  
**Birthplace:** Saint-Etienne, France

## CAREER HIGHS

**PTS** 19 vs. LAC 2/24/14      **OREB** 6 vs. LAC 2/24/14  
**FGM** 7 (3 TIMES)              **DREB** 8 (3 times)  
**FGA** 13 vs. LAC 2/24/14      **TREB** 12 vs. LAC 2/24/14  
**3FGM** 3 @ DEN 3/21/11      **ASTS** 3 (4 TIMES)  
**3FGA** 5 @ DEN 3/21/11      **STLS** 2 (6 TIMES)  
**FTM** 7 @ IND 1/4/14          **BLKS** 3 (5 TIMES)  
**FTA** 10 @ IND 1/4/14          **MINS** 33 @ HOU 4/12/14

**Transactions:** First-round draft choice (20th overall) by Charlotte in 2008; July 13, 2010: Traded by Charlotte with center Tyson Chandler to Dallas for center Erick Dampier, forwards Eduardo Najera and Matt Carroll and cash considerations; January 24, 2011: Traded by Dallas with a second-round draft choice and cash considerations to Toronto for the draft rights to Giorgos Printezis. Signed by the New Orleans Pelicans on December 20, 2013.

**2013-14 Season:** Averaged 5.9 points and 4.9 rebounds in 56 appearances (30 starts)...Recorded three double-doubles and scored in double figures 13 times and blocked 2+ shots 12 times...Snagged 10 boards to go along with nine points and three blocks in a win 3/28 vs. UTA...Racked up 10 points and seven boards off the bench 3/19 vs. TOR...Recorded his second double-double of the season with an 11 point, 10 rebound effort 3/1 at LAC...Tallied 14 points, eight rebounds, and tied a career high with three assists 2/26 at DAL... Had the best game of his career, recording career highs in points (19), FGM (7), FGA (13), OREB (6), and TREB (12) in a losing effort 2/24 vs. LAC...Scored 16 points on a perfect 7-of-7 from the field, while collecting nine rebounds including a career high eight defensive boards 2/12 at MIL...Collected 10 rebounds 2/3 vs. SAS... Tied a career high with three blocked shots on a night where he was a perfect four-of-four from the field 2/1 vs. CHI...Set a career high in blocks 1/24 at DET with three...Led the team in rebounding in his Pelicans debut with 11 at POR 12/21.

**Professional:** Has averaged 4.3 points, 3.1 rebounds and 11.8 minutes in 127 appearances (36 starts) with Charlotte, Dallas, Toronto, and New Orleans ... **2010-11 (Toronto/Dallas):** Appeared in 10 games and made two starts with Dallas, totaling 29 points, 17 rebounds and 75 minutes before being traded to Toronto on January 4, 2011...Averaged 4.8 points, 2.5 rebounds and 11.0 minutes in 24 games with Toronto ... Scored in double-digits on three occasions for Toronto ... Shot 5-of-6 from the free throw line, both career highs, April 13 vs. Miami ...Tied a career-high with two steals Apr. 11 at Milwaukee ... Recorded career highs in assists (3) and minutes played (24), and matched his career-high with eight defensive rebounds at Golden State on Mar. 25 ... Scored a season-high 11 points, tying his career highs in three-pointers made and attempted (3-of-5), in 16 minutes Mar. 21 at DEN...Missed two games (Mar. 9-11) with a sore right knee ... Totaled 10 points Feb. 22 at Charlotte ... Did not dress Feb. 8 and Feb. 11 due to a sore left foot ... Scored 10 points Jan. 28 vs. Milwaukee ... Played six minutes and contributed two points, one rebound and one steal in his Raptors debut Jan. 26 vs. Philadelphia... **2009-10 (Charlotte):** Appeared in six games with CHA, averaging 1.7 points and 5.0 minutes ... **D-League:** Assigned to the Maine Red Claws of the NBA D-League (Nov. 30 – Feb. 2), when he suffered a torn ligament in his right thumb that required surgery ... In 22 games with Maine, averaged 14.6 points, 7.5 rebounds, 3.1 blocks and 26.0 minutes, while shooting 54.6 per cent from the field (113-207) and 74.8 percent (95-127) from the free throw line ... Named to the Eastern Conference D-League All-Star Team but was unable to play due to injury... Registered a triple-double with 26 points, 13 rebounds and 10 blocks vs. Austin on Jan. 22, marking the 6th points/rebounds/blocks triple-double in D-League history ... **2008-09 (Charlotte):** Played in 31 games (four starts) as a rookie with CHA ... Averaged 2.3 points and 1.0 rebounds in 5.9 minutes ... Set a career high with 12 points in 20 minutes at New Orleans on Dec. 10 ... Led or tied for the team lead in blocks twice and steals twice.

**Personal:** Name is pronounced ah-lek-SEE ah-Gin-sa ... Native of Saint Etienne, France ...Father was a wrestler from the French Islands and mother is a native of France ... Did not start playing basketball until age 12 ... Was a world-class BMX rider as a youth, with multiple top-five finishes in the UCI World Championships for his age group, including a second-place finish in


1997... Sister Elodie was a BMX World Champion in 2003 ... Lists "Remember the Titans" as his favorite movie and "House of Payne" as his favorite TV show... Likes reggae music ... An early entry candidate in the 2008 Draft after spending the previous two seasons playing professionally in his native France.

## NBA REGULAR SEASON STATS

Season	Team	GP	MIN	FGM	FGA	FG%	FTM	FTA	FT%	OREB	DREB	TREB	AST	TO	STL	BLK	PF	PTS	PPG	RBP	APG
2008-09	CHA	31	182	25	69	0.362	20	119	0.773	9	21	30	3	12	7	6	34	70	2.3	1.0	0.1
2009-10	CHA	6	30	5	10	0.500	0	1	0.754	1	3	4	0	2	1	1	5	10	1.7	0.7	0.0
2010-11	TOT	34	340	59	133	0.444	13	18	0.737	17	61	78	10	18	11	19	73	143	4.2	2.3	0.3
2013-14	NOP	56	951	136	250	.544	56	67	.836	94	183	277	40	63	23	46	187	328	5.9	4.9	0.7
Totals	--	127	1503	225	462	0.487	89	114	0.781	121	268	389	53	95	42	72	299	551	4.3	3.1	0.3

3-Point FG: 2008-09, 0-2 (.000); 2010-11, 12-34 (.353); 2013-14, 0-1 (.000). Totals: 12-37 (.324).

# RYAN ANDERSON - #33



**Position:** Forward  
**Years Pro:** 6  
**Height:** 6-10  
**Weight:** 240  
**Birthdate:** May 6, 1988  
**Birthplace:** Sacramento, CA  
**College:** University of California, Berkeley  
**High School:** Oak Ridge High School (El Dorado Hills, CA)

## CAREER HIGHS

<b>PTS</b>	36 @ CHI 12/2/13	<b>OREB</b>	11 @ PHI 1/30/12
<b>FGM</b>	13 (2 TIMES)	<b>DREB</b>	11 vs POR 3/10/12
<b>FGA</b>	23 @ PHX 11/23/12	<b>TREB</b>	20 @ PHI 1/30/12
<b>3FGM</b>	8 (2 TIMES)	<b>ASTS</b>	5 @ OKC 12/12/12
<b>3FGA</b>	14 (2 TIMES)	<b>STLS</b>	5 (2 TIMES)
<b>FTM</b>	10 vs SAS 1/18/12	<b>BLKS</b>	3 (2 TIMES)
<b>FTA</b>	11 vs BOS 3/20/12	<b>MINs</b>	57 @ CHI 12/2/13

**Transactions:** Selected by New Jersey in the first round (21st overall) of the 2008 NBA Draft...Traded by New Jersey to Orlando along with Vince Carter in exchange for Rafer Alston, Tony Battie and Courtney Lee (Jun. 25, 2009)...acquired July 11, 2012, from the Orlando Magic via sign-and-trade for Gustavo Ayón.

**2013-14 Season:** Appeared in 22 games (14 starts) and averaged 19.8 points, 6.5 rebounds and 0.8 assists before being sidelined for the remainder of the season with a herniated disc when he collided with Boston's Gerald Wallace 1/3...In those 22 games, Anderson led the team in scoring nine times and notched four double-doubles...Anderson scored in double figures in 21 out of his 22 appearances, and recorded 20+ points in nine of those games...Scored a game-high 25 points 1/1 at MIN...Registered 22 points and grabbed 12 rebounds 12/28 at HOU...Recorded a double-double with 16 points and 10 rebounds 12/27 vs. DEN...Chipped in 21 points to lead the team 12/17 at GSW...Scored 26 points on 10-21 shooting 12/15 at DEN...Scored 22 points 12/11 vs. DET...Had 18 points and two steals 12/6 vs. OKC...Gathered a season high 14 rebounds 12/4 vs. DAL...Notched a career high 36 points in a triple overtime thriller 12/2 at CHI.

**Professional:** Appeared in 357 career NBA regular season games with New Jersey, Orlando and New Orleans, averaging 12.3 points and 5.6 rebounds in 25.0 minutes per game...shot .384 (727-1,884) from three-point range and .859 (625-728) from the free throw line...also played in 20 playoff outings, averaging 5.0 points and 4.1 rebounds in 20.4 minutes per game...Captured the 2011-12 NBA Most Improved Player award...**2012-13 (New Orleans):** Appeared in 81 games (22 starts) and averaged 16.2 points, 6.4 rebounds and 1.2 assists...Finished second in the NBA with a career-high 213 3PT FGM in 557 attempts (38.2%)...led the team in scoring 26 times, in rebounding 16 times and tied for the lead in assists once...Poured in fifth 20+ point/10+ rebound performance in L vs. DAL on 4/14 finishing with 20 points and 12 rebounds...Finished with 17 points and 10 rebounds en route to his 10th double-double of the season 4/7 at PHX...Recorded six points in final 15.6 seconds to lead New Orleans to victory over POR on 3/10 and finished with 20 points and 13 rebounds total...Finished with 20 points and 12 rebounds 2/22 vs. DAL, including 18 points and 10 rebounds in the second half alone...Scored a game-high 31 points on a career-high tying 13 made FG on 2/11 at DET, marking his third 30+ point game of the season...Scored 22 points off the bench and was 7-13 from behind the arc on 1/25 at MEM...Scored a game-high 28 points, including a season-high eight free throws made on 12/18 at GSW...Was 7-10 from behind the arc en route to scoring a game-high 26 points on 12/16 at POR...Recorded his 20th double-digit scoring game (20pts) on 12/14 vs. MIN...Recorded a career-high five steals on 12/12 at OKC...Scored 30+ points (31) for the second time this season, grabbing nine rebounds along the way on 12/5 vs. LAL...Recorded his fifth 20+ point game on 12/3 vs. MIL...Scored a career-high 34 points as part of a double-double (11 rebounds), making a career-high 13 field goals, including tying a career-high eight three-point field goals on 11/23 at PHX. **2011-12 (Orlando):** Won the NBA's Most Improved Player award...Played and started in 61 games with Orlando, averaging career-highs of 16.1 ppg. and 7.7 rpg. in 32.2 mpg...Shot .393 (166-422) from three-point range and .877 (150-171) from the free throw line...Led the NBA in both three-point field goals made and attempted, while ranking seventh in free throw percentage, tied for 27th in three-point field goal percentage, ranking 29th in rebounding and 33rd in scoring...Started all five playoff outings, averaging 9.6 ppg. and 4.6 rpg. in 34.4 mpg...during the regular season, led (or tied) the team in scoring 16 times and in rebounding 10 times...Scored in double figures 50 times and 20-plus points 21 times, including a career-high 30 points at New York, 1/16...Finished with 14 double-doubles...Pulled down 10+ rebounds 16 times, including a career-high 20 rebounds at Philadelphia, 1/30...Had at least one steal 31

times and two-or-more steals nine times, including a career-high five steals vs. Milwaukee, 3/3...Recorded at least one blocked shot 21 times...Played a career-high 42 minutes at Utah, 4/21 and vs. Charlotte, 4/25... **2010-11 (Orlando):** Played in 64 games with Orlando, averaging 10.6 ppg. and 5.5 rpg. in 22.3 mpg...Shot .393 (134-341) from three-point range and .812 (95-117) from the free throw line...Started in 14 outings, averaging 11.1 ppg. and 5.2 rpg. in 23.5 mpg. during that span...Tied for 39th in the NBA in three-point field goal percentage...Appeared in six playoff games, averaging 4.7 ppg. and 4.5 rpg. in 24.5 mpg...During the regular season, led (or tied) the team in scoring five times and in rebounding three times...Had six double-doubles...Recorded a career-high three blocked shots on Nov. 3 vs. Minnesota and on Jan. 24 vs. Detroit...Missed nine games (Dec. 4-21) due to a sprained right mid-foot...**2009-10 (Orlando):** Appeared in 63 games with Orlando, averaging 7.7 ppg. and 3.2 rpg. in 14.5 mpg...Shot .370 (78-211) from three-point range...Started in six outings, averaging 15.0 ppg. and 5.0 rpg. in 25.2 mpg...Also played in nine playoff outings, averaging 2.6 ppg. and 3.4 rpg. in 9.9 mpg...Had one double-double: 20 points and a season-high 10 rebounds on Nov. 4 vs. Phoenix...Recorded a career-high-tying four steals on Jan. 1 @ Minnesota...Blocked a career-high-tying two shots three times, the last on Apr. 9 vs. New York...Missed four games (Nov. 8-13) due to a sprained right ankle...DNP-CD 15 times...**2008-09 (New Jersey):** Played in 66 games during his rookie campaign with New Jersey, averaging 7.4 ppg. and 4.7 rpg. in 19.9 mpg...Shot .365 (69-189) from three-point range and .845 (98-116) from the free throw line...Made 30 starts, averaging 8.7 ppg. and 6.0 rpg. during that span...Ranked 10th among all NBA rookies in three-point FG percentage...Scored a then career-high 21 points on Dec. 15 @ Toronto...Recorded three double-doubles and had 10+ rebounds four times, including a career-best 12 boards on Feb. 7 vs. Denver...Made first NBA start on Jan. 12 vs. Oklahoma City (6 pts., 9 rebs., 2 stls., 27 mins.) and made NBA debut on Oct. 29 @ Washington (5 pts., 3 rebs., 2 asts., 15 mins.)...DNP-CD 16 times.

**College (University of California, Berkeley, 2006-08):** Played two seasons at the University of California, averaging 18.7 ppg. and 9.0 rpg. in 33.0 mpg. in 66 career games...Started every game he played at Cal...Shot .484 (419-866) from the field, .396 (122-308) from three-point range and .841 (276-328) from the free throw line during his collegiate career...Named Second Team All-America by The Sporting News and earned First Team All-Pac-10 honors after his sophomore season (2007-08)...Led the Pac-10 in scoring, averaging 21.1 ppg. (ranked 18th in nation) and ranked third in rebounding, pulling down 9.9 rpg...His 697 points ranks as the second-highest total in Cal history...Became first player in school history to record at least 600 points and 300 rebounds in a single season...As a freshman (2006-07), led the Bears in scoring and rebounding, averaging 16.3 ppg. and 8.2 rpg...Also finished fifth in the conference in both categories, the only player in the Pac-10 to rank in the top five in each area...Was named Honorable Mention All-Pac-10...Set a school freshman record with 269 rebounds...Named MVP of the Great Alaska Shootout.

**Personal:** One of 13 players named to the 2012 USA Men's Select Team that trained against the Men's National Team prior to the 2012 Olympics...Represented the NBA this offseason in China, visiting the cities of Dalian, Beijing and Guangzhou while participating in NBA FIT clinics and interacting with Chinese youth...Full name is Ryan James Anderson...Lists golf as his favorite hobby...From ages of 14-16, would go once a year with church group to help improve impoverished areas of Mexico...Was given the nickname "Rhino" while at Cal...Favorite television show is Family Guy.

## NBA REGULAR SEASON STATS

Season	Team	GP	MIN	FGM	FGA	FG%	FTM	FTA	FT%	OREB	DREB	TREB	AST	TO	STL	BLK	PF	PTS	PPG	RBP	APG
2008-09	NJN	81	1452	160	406	0.394	92	119	0.773	75	192	267	60	103	59	25	121	3.3	0.7	3.3	0.7
2009-10	ORL	66	1477	150	365	0.411	86	114	0.754	95	213	308	66	91	59	34	136	4.7	1.0	4.8	5.6
2010-11	ORL	76	2066	225	474	0.475	101	137	0.737	139	446	585	103	116	92	51	153	7.7	1.4	4.6	4.5
2011-12	ORL	61	1963	332	757	0.439	150	171	0.877	224	247	471	54	57	50	26	146	9.80	16.1	7.7	0.9
2012-13	NOH	81	2502	472	1115	0.423	152	180	0.844	191	328	519	97	97	42	31	179	13.09	16.2	6.4	1.2
2013-14	NOP	22	795	155	354	0.438	59	62	0.952	66	76	142	17	20	10	7	47	4.36	19.8	6.5	0.8
<b>Totals</b>	--	<b>357</b>	<b>8909</b>	<b>1514</b>	<b>3546</b>	<b>0.427</b>	<b>625</b>	<b>728</b>	<b>0.859</b>	<b>784</b>	<b>1216</b>	<b>2000</b>	<b>309</b>	<b>342</b>	<b>201</b>	<b>136</b>	<b>747</b>	<b>4380</b>	<b>13.0</b>	<b>5.7</b>	<b>0.8</b>


**3-Point FG:** 2008-09, 69-189 (.365); 2009-10, 78-211 (.370); 2010-11, 134-341 (.393); 2011-12, 166-422 (.393); 2012-13, 213-557 (.382); 2013-14, 67-164 (.409); Total 727-1884 (.386).

## POST SEASON STATS

Season	Team	GP	MIN	FGM	FGA	FG%	FTM	FTA	FT%	OREB	DREB	TREB	AST	TO	STL	BLK	PF	PTS	PPG	RBP	APG
2009-10	ORL	9	89	9	29	0.31	1	1	1	8	23	31	3	2	2	5	5	23	3.4	0.3	2.6
2010-11	ORL	6	147	8	30	0.267	6	6	1	10	17	27	3	5	1	1	--	28	4.5	0.5	4.7
2011-12	ORL	5	172	15	44	0.341	6	7	0.857	9	14	23	4	3	2	9	11	48	4.6	0.8	9.6
<b>Totals</b>	--	<b>20</b>	<b>408</b>	<b>32</b>	<b>103</b>	<b>0.311</b>	<b>13</b>	<b>14</b>	<b>0.929</b>	<b>27</b>	<b>54</b>	<b>81</b>	<b>10</b>	<b>10</b>	<b>5</b>	<b>15</b>	<b>16</b>	<b>99</b>	<b>5.0</b>	<b>4.1</b>	<b>0.5</b>

**3-Point FG:** 2007-08, 0-1 (.000); 2010-11, 0-0 (.000). Total: 0-1 (.000).

## OMER ASIK - #3



**Position:** Center  
**Years Pro:** 4  
**Height:** 7-0  
**Weight:** 255  
**Birthdate:** July 4, 1986  
**Birthplace:** Bursa, Turkey

## CAREER HIGHS

**PTS** 22 vs ORL 4/1/13      **OREB** 9 (2 TIMES)  
**FGM** 11 vs ORL 4/1/13      **DREB** 17 (3 TIMES)  
**FGA** 14 vs NOH 1/2/13      **TREB** 23 (2 TIMES)  
**3FGM** --      **ASTS** 4 @ DEN 1/30/13  
**3FGA** 1 @ POR 4/5/13      **STLS** 4 vs DET 11/10/12  
**FTM** 11 (2 TIMES)      **BLKS** 5 (3 TIMES)  
**FTA** 14 (2 TIMES)      **MINs** 44 at POR 11/16/12

**Transactions:** Drafted by Portland (36th overall) in the second round of the 2008 NBA Draft ... Draft rights were traded to Chicago in exchange for Denver's 2009 second-round pick, New York's 2009 second-round selection and Chicago's 2010 second-round pick on Sept. 10, 2010 ... Signed as a restricted free agent by the Rockets on July 24, 2012, after Chicago chose not to match Houston's offer sheet. Acquired from Houston in three team trade by New Orleans along with Omri Casspi in exchange for a future first-round pick.

**2013-14 Season:** In 48 games with the Houston Rockets (19 starts), averaged 5.8 points, 7.9 rebounds and 0.8 blocks per game in 20.2 minutes...Pulled down a team-high 10 rebounds off the bench at MEM (11/25/13) ... Returned to the lineup with five rebounds in 10:59 minutes of action at MIL (2/8/14), marking his first game action since at UTA (12/2/13) ... Collected 12 boards at the LAL (2/19/14) ...started at center vs. UTA (3/17/14), posting 12 points (5-12 FG) and 11 rebounds ... Added another 12 points (4-4 FG, 4-5 FT), a season-high four blocks and three assists in a start vs. MIN (3/20/14) ... In another start at center at CLE (3/22/14), recorded nine points (4-8 FG), a team-high eight boards, three assists and two blocks in a 118-111 win ... Recorded 12 points (5-9 FG) and 11 boards vs. LAC (3/29/14) ... Had 12 points (5-8 FG), a career-high 23 rebounds and two blocks at BKN (4/1/14) ... Added 15 boards at TOR (4/2/14) and 12 rebounds vs. OKC (4/4/14) ... Posted a season-high 18 points (6-11 FG, 6-11 FT), a career-high-tying 23 rebounds, three steals and three blocks vs. DEN (4/6/14) ... actually had 17 boards in the first half against the Nuggets, matching the most rebounds by a Rockets player in a half this season (17 by Dwight Howard) ... Scored 10 points (4-7 FG, 2-2 FT) and grabbed 112 rebounds vs. DEN (4/9/14) giving him his sixth double-double of the season... Now owns 80 career 10-plus rebounding games, including four career 20-rebound performances.

**Professional:** Appeared in 278 career NBA regular season games with Chicago and Houston... Holds averaged of 5.6 points, 7.2 rebounds and 1.2 blocks per game in 19.4 minutes...**2012-13 (Houston):** In his first season with Houston in 2012-13, averaged 10.1 points, 11.7 rebounds and 1.06 blocks in 82 games (82 starts)...**2011-12 (Chicago):** Appeared in all 66 games (two starts) with Chicago, averaging 3.1 points, 5.3 rebounds, 1.03 blocks (31st in NBA) and 14.7 minutes per game ... Grabbed 10 or more rebounds five times and scored 10-plus points three times ... Tallied eight points (3-6 FG), 14 boards and a season-high five blocks vs. WAS (1/11/12) ... Finished with a season-high 11 points (5-6 FG) vs. PHX (1/17/12) ... Made his first career start vs. CHA (1/21/12), posting six points, a season-high 15 rebounds, three steals and two blocks in 38:36 of play ... Matched his five blocks vs. DEN (3/26/12) ... Netted nine points (3-6 FG) and equaled his season-best 15 boards (7 offensive) at CHA (4/18/12)... **2010-11 (Chicago):** Appeared in all 82 games with the Bulls, posting averages of 2.8 points, 3.7 boards, 0.68 blocks and 12.1 minutes per game ... Posted four games of double-digit rebounding, three games with 10+ points and recorded one double-double ... ranked fifth in the NBA in offensive rebounds per 48 minutes (5.4), 11th in blocks per 48 minutes (2.72), 12th in rebounds per 48 minutes and 20th in defensive rebounds per 48 minutes (9.4) ... Posted 13 points (5-6 FG), seven boards and a season-high five blocks vs. TOR (1/4/11) ... Pulled down 11 rebounds despite not attempting a field goal or a free throw vs. MIA (2/24/11) to become the first rookie in NBA history to grab at least 10 boards in a game without taking a shot of any kind ... Grabbed 13 rebounds at ORL (3/4/11) ... Notched his first career double-double with 11 points and a season-high 16 boards at NJN (3/17/11) ... Scored a season-high 14 points (6-6 FG) vs. SAC (3/21/11).

**International:** Member of Turkish national team at 2014 FIBA World Cup, helping lead his country to a 4-3 finish and an ap-

pearance in the quarter finals... Averaged 9.9 points and a team-high 8.4 rebounds... Best game of the tournament came in a 77-73 overtime win against Finland, recording a game-high 22 points on 7-12 (.583) shooting from the field and a game-high 8 rebounds... Grew up playing for Fenerbahçe S.K. Istanbul (2005-10) in his native Turkey ... Was loaned to Kadikoy Belediyesi in the Turkish League's second division for the majority of the 2005-06 season ... Played with the silver-medal-winning Turkish National Team in the U-20 European Championships in Izmir, Turkey ... Was again a member of the silver-medal-winning Turkish squad at the 2010 FIBA World Championships held in Istanbul ... Missed two months of action due to a broken left clavicle in 2009-10 ... In 2007-08 between Alpella and Fenerbahçe, he led the league in blocked shots (1.90) ... Set a Euroleague record for blocked shots in Top-16 round play with 19 in 2007-08 and garnered Turkish League All-Star honors for the second year in a row ... In 2006-07, led the league in rebounding (11.2 rpg) and ranked second in blocked shots (2.00 bpg), earning Turkish League All-Star honors and Eurobasket.com All-Turkish League Newcomer of the Year accolades.

**Personal:** Born Omer Faruk Asik on July 4, 1986, in Bursa, Turkey... Hosted a holiday party with the USO and Chicago Housing Authority in 2010 ... Visited members of the Houston Police Department on Sept. 11, 2012, thanking them for their service in commemoration of Patriot Day.

## NBA REGULAR SEASON STATS


Season	Team	GP	MIN	FGM	FGA	FG%	FTM	FTA	FT%	OREB	DREB	TREB	AST	TO	STL	BLK	PF	PTS	PPG	RBP	APG
2010-11	CHI	82	989	78	141	0.553	73	145	0.503	112	194	306	32	64	20	56	153	229	2.8	3.7	0.4
2011-12	CHI	66	971	79	156	0.506	47	103	0.456	127	223	350	32	68	30	68	121	205	3.1	5.3	0.5
2012-13	HOU	82	2464	332	614	0.541	168	299	0.562	275	681	956	75	173	46	87	223	832	10.1	11.7	0.9
2013-14	HOU	48	968	101	190	0.532	78	126	0.619	101	277	378	25	59	14	37	92	280	5.8	7.9	0.5
<b>Totals</b>	--	<b>278</b>	<b>5392</b>	<b>590</b>	<b>1101</b>	<b>0.536</b>	<b>366</b>	<b>673</b>	<b>0.544</b>	<b>615</b>	<b>1375</b>	<b>1990</b>	<b>164</b>	<b>364</b>	<b>110</b>	<b>248</b>	<b>589</b>	<b>1546</b>	<b>5.6</b>	<b>7.2</b>	<b>0.6</b>

3-Point FG: 2012-13, 0-1 (.000).

## POST SEASON STATS

Season	Team	GP	MIN	FGM	FGA	FG%	FTM	FTA	FT%	OREB	DREB	TREB	AST	TO	STL	BLK	PF	PTS	PPG	RBP	APG
2010-11	CHI	15	148	6	13	0.462	3	10	0.300	10	21	31	1	2	2	8	21	15	1.0	2.1	0.1
2011-12	CHI	6	128	7	14	0.500	6	17	0.353	8	20	28	8	1	1	10	14	20	3.3	4.7	1.3
2012-13	HOU	6	208	22	39	0.564	30	47	0.638	21	46	67	3	3	3	10	22	74	12.3	11.2	0.5
2013-14	HOU	6	163	16	33	0.485	3	3	1.000	21	28	49	4	3	3	4	29	35	5.8	8.2	0.7
<b>Totals</b>	--	<b>33</b>	<b>647</b>	<b>51</b>	<b>99</b>	<b>0.515</b>	<b>42</b>	<b>77</b>	<b>0.545</b>	<b>60</b>	<b>115</b>	<b>175</b>	<b>16</b>	<b>38</b>	<b>9</b>	<b>32</b>	<b>86</b>	<b>144</b>	<b>4.4</b>	<b>5.3</b>	<b>0.5</b>

# LUKE BABBITT - #8



**Position:** Forward  
**Years Pro:** 4  
**Height:** 6-9  
**Weight:** 217  
**Birthdate:** June 20, 1989  
**Birthplace:** Cincinnati, Ohio  
**College:** Nevada  
**High School:** Galena HS (Reno, NV)

## CAREER HIGHS

<b>PTS</b>	24 @ HOU 4/12/14	<b>OREB</b>	3 (2 TIMES)
<b>FGM</b>	8 @ HOU 4/12/14	<b>DREB</b>	8 (2 TIMES)
<b>FGA</b>	18 @ HOU 4/12/14	<b>TREB</b>	11 @ GSW 4/13/11
<b>3FGM</b>	4 (5 TIMES)	<b>ASTS</b>	5 @ OKC 4/11/14
<b>3FGA</b>	10 @ GSW 1/11/13	<b>STLS</b>	2 (3 TIMES)
<b>FTM</b>	4 (2 TIMES)	<b>BLKS</b>	3 @ TOR 2/10/14
<b>FTA</b>	4 (2 TIMES)	<b>MINs</b>	41 @ MEM 4/21/12

**Transactions:** Selected by the Timberwolves in the first round (16th pick overall) of the 2010 NBA Draft...Acquired by Portland from the Minnesota Timberwolves along with Ryan Gomes for Martell Webster on June 24, 2010...Signed with Nizhny Novgorod of Russia in August 2013...Signed by the New Orleans Pelicans on February 4, 2014.

**2013-14 Season:** Averaged 6.3 points, 3.3 rebounds and 17:32 minutes in 27 games (2 starts)...Shot 39.0% (60-154 FGs) from the field, 37.9% (36-95 3FGs) from 3-point range and 77.8% (14-18 FTs) from the line...Grabbed a season-high eight boards 4/17 vs. HOU...Tallied a career best 24 points on 8-18 (both career highs) from the field while recording a season-high seven rebounds in a season high 34 minutes... Recorded a career high of five assists 4/11 at OKC...Tied a season-high with 28 minutes and recorded his highest point total of the season, scoring 12 points 4/9 vs. PHX...Tallied a season-high with 11 points 3/21 at ATL...Matched a season-high mark with 10 points on four-of-six shooting 2/26 at DAL...Tied a season high with two assists 2/24 vs. LAC...Poured in 10 points off the bench in his fourth game as a Pelican with five rebounds and one assist 2/12 at MIL...In his third game as a Pelican, Babbitt recorded a career high three blocks 2/10 at TOR...Totaled nine points and four rebounds 2/9 at BKN...Made first appearance with NOLA on 2/7 vs. MIN where he recorded five points, six rebounds, and a career high two blocks...DNP - CD - 7 times.

**Professional:** Holds averages of 4.3 points, 2.3 rebounds, and 0.5 assists per game in 153 career games (six starts) ...  
**2012-13 (Portland):** Averaged 3.9 points, 2.2 rebounds, 0.5 assists, and 0.2 steals in 62 games (no starts), while shooting .368 from 3-point field goal range (62-178) ... Made his first career start and scored a career-high 18 points (7-17 FG) on April 16 at Phoenix ...  
**2011-12 (Portland):** Averaged career highs in points (5.1), rebounds (2.4), assists (0.4) and steals (0.25) in 40 games (four starts) ... Team leader in 3-point field goal percentage, shooting 43.0% from downtown (43-of-100) ... Made his first career start and scored a career-high 18 points (7-17 FG) on April 16 at Phoenix ... One of only five NBA players to make at least two 3-pointers and shoot at least 40 percent from 3-point range in seven consecutive games (March 9-20) ... Notched 16 points (5-8 FG) March 29 against New Orleans ... Grabbed a season-high seven rebounds in a season-high 41 minutes on April 21 at Memphis ... Recorded three consecutive double-digit scoring efforts April 16-21, averaging 14.7 points during that span ... Put up seven double-digit scoring efforts on the year ... Played in three games for the Idaho Stampede (all starts) from Jan. 6-9, averaging 21.0 points and 9.0 rebounds, including a 35-point and 11-rebound performance against Bakersfield on Jan. 7...  
**2010-11 (Portland):** Averaged 1.5 points, 1.3 rebounds, 0.3 assists and 5.7 minutes in 24 games with Portland ... Notched a season-high 11 points and a career-high 11 rebounds, marking his first career double-double, April 13 at Golden State ... Competed for D-League's Idaho Stampede from March 3-27 ... In 13 games (nine starts) over two stints with the D-League's Idaho Stampede, averaged 19.0 points (49.1% FG, 88.2% FT), 7.6 rebounds and 1.3 assists in 28.8 minutes ...Dropped a game-high 34 points on 12-of-16 shooting in 30 minutes on March 27 at Austin (D-League) ... Registered game highs of 30 points and 14 boards on March 16 vs. Tulsa (D-League).

**College (Nevada 2008-10):** Played two seasons for Nevada from 2008-10, averaging 19.4 points (48.0% FG, 42.1% 3-PT, 89.3% FT), 8.1 rebounds and 1.8 assists in 68 games (all starts) ... Broke Nevada's single-season scoring record (743 points) in 2009-10 and became the eighth player in school history to reach 1,000 points in two seasons ... Ranks 12th on Nevada's career scoring list with 1,316 points in just two seasons ... Also ranks first in career free throw shooting at 89.3% (351-393) and

fifth in career 3-point percentage at 42.1% (75-178) ... Led the Wolf Pack in scoring and rebounding in both years, and started all 68 games over his two seasons ... 2009-10: Named 2010 WAC Player of the Year and AP Honorable Mention All-American as a sophomore ... Led team in points (21.9), rebounds (8.9) and free throw percentage (91.7%), while ranking second in 3-point percentage (41.6%) and third in assists (2.1) ... Ranked second in the WAC in both points (ninth in nation) and rebounding ... Finished third in the country in foul shooting percentage, setting team records with a 91.7 percent mark and 199 free throws made ... Started and scored in double figures in all 34 of the team's games, including 23 contests with 20 points or more ... Led the WAC with 16 double-doubles ... Became Nevada's first men's basketball student-athlete to earn Academic All-American honors ... 2008-09: Named 2009 WAC Freshman of the Year and earned First Team All-WAC honors as a freshman ... Led team in points (16.9), rebounds (7.4) and free throw percentage (86.4%), while ranking second in 3-point percentage (42.9%) ... Ranked third in the WAC and second among freshmen nationally in scoring ... Third in the WAC in rebounding ... Set Nevada's single-season freshman records for scoring (573 points), free throw percentage and 3-point percentage ... Started all 34 of the team's games, scoring in double figures 31 times ... Notched a team-best six double-doubles.


**Personal:** Son of Bob and Laura Babbitt of Reno, Nevada... Has two sisters ... Represented the Trail Blazers during the team's announcement of a single-affiliation with the D-League's Idaho Stampede ... Participated in Portland's 2010 Summer League tip-off at New Columbia ... Enjoys playing tennis and golf ... Notched averages of 13.3 points and 7.3 rebounds in four games (all starts) at the 2012 NBA Summer League ... Averaged a team-high tying 14.2 points to go with 3.8 rebounds and 1.8 steals in five games (all starts) for Portland's 2010 NBA Summer League squad.

## NBA REGULAR SEASON STATS

Season	Team	GP	MIN	FGM	FGA	FG%	FTM	FTA	FT%	OREB	DREB	TREB	AST	TO	STL	BLK	PF	PTS	PPG	RBP	APG
2010-11	POR	24	137	15	55	0.273	3	9	0.333	6	24	30	6	8	2	2	15	36	1.5	1.3	0.3
2011-12	POR	40	537	71	173	0.410	17	20	0.850	16	79	95	16	27	10	4	46	202	5.1	2.4	0.4
2012-13	POR	62	730	86	234	0.368	10	13	0.769	15	122	137	29	22	14	5	82	244	3.9	2.2	0.5
2013-14	NOP	27	473	60	154	0.390	14	18	0.778	18	70	88	29	15	7	11	52	170	6.3	3.3	1.1
<b>Totals</b>	--	153	1877	232	616	0.377	44	60	0.733	55	295	350	80	72	33	22	195	652	4.3	2.3	0.5

**3-Point FG:** 2010-11, 3-16 (.118); 2011-12, 43-100 (.430); 2012-13, 62-178 (.348); 2013-14, 36-95 (.379) Totals: 144-389 (.370).

# DIONTE CHRISTMAS - #22



**Position:** Guard

**Years Pro:** 1

**Height:** 6-5

**Weight:** 205

**Birthdate:** September 15, 1986

**Birthplace:** Philadelphia, Pennsylvania

**College:** Temple University

**High School:** Samuel Fels HS (Philadelphia, PA)

## CAREER HIGHS

<b>PTS</b>	9 vs. UTA 11/1/13	<b>OREB</b>	2 (3 TIMES)
<b>FGM</b>	3 (3 TIMES)	<b>DREB</b>	4 @ SAS 11/6/13
<b>FGA</b>	6 (2 TIMES)	<b>TREB</b>	4 (2 TIMES)
<b>3FGM</b>	2 vs. SAC 11/20/13	<b>ASTS</b>	3 @ UTA 2/26/14
<b>3FGA</b>	5 vs. SAC 11/20/13	<b>STLS</b>	1 (2 TIMES)
<b>FTM</b>	FTM: 4 vs. CHA 2/1/14	<b>BLKS</b>	1 (3 TIMES)
<b>FTA</b>	FTA: 4 (3 TIMES)	<b>MINS</b>	19 @ UTA 2/26/14

**Transactions:** Undrafted in 2009...Signed by PHI 9/28/09 as an unrestricted free agent...Waived by PHI 10/21/09...Signed by BOS as an unrestricted free agent on 7/21/12...Waived by BOS 10/16/12...Signed by PHO as an unrestricted free agent on 9/13/13...Signed by NOP as an unrestricted free agent 9/25/14.

**2013-14 Season:** Appeared in 31 games for PHO with averages of 2.3 points and 1.2 rebounds...Recorded 9 points and 4 rebounds in NBA debut 11/1 vs. UTA...Scored 8 points 11/20 vs. SAC.

**Professional:** **2012-13** Appeared in three games with CSKA Moscow (Russia) with averages of 3.8 points and 2.2 rebounds...Waived by CSKA on 2/21 and signed with Montepaschi Siena (Italy), appearing in nine games, averaging 5.1 points on .533 shooting from the field, 1.6 rebounds and 1.2 assists...Won Italian SerieA Championship with Montepaschi...**2011-12** Appeared in 26 games for Rethymno Aegean B.C. (Greece), posting averages of 18.6 points, 4.4 rebounds, 3.0 assists and 1.6 steals...Earned Eurobasket.com Greek A1 League All-Inports Team and Eurobasket.com All-Greek League 2nd Team honors...**2010-11** Appeared in 16 games with Mersin Buyuksehir Belediyesi (Turkey), posting averages of 12.6 points on .573 shooting from the field, 3.0 rebounds, 1.4 assists and 1.3 steals...Left club in Turkey in Feb. to join CEZ Basketball Nymburk (Czech Republic)...Appeared in 13 games, averaging 5.7 points and 2.1 rebounds...Joined PAOK Thessaloniki (Greece) in Apr., appearing in 12 games and averaging 10.3 points, 2.8 rebounds and 1.3 assists...2009-10 Appeared in 13 games for Hapoel Afula (Israel), posting averages of 19.5 points on .556 shooting from the floor, 3.2 rebounds, 2.9 assists and 1.0 rebound...Earned Eurobasket.com All-Israeli League Honorable Mention.

**College (Temple University):** ) Appeared in 34 games (all starts), averaging 19.5 points, 5.8 rebounds, 2.5 assists and 1.5 steals...Helped lead the Owls to the Atlantic 10 Conference Championship...Earned AP NCAA All-America Honorable Mention, Atlantic 10 All-Tournament Team, Atlantic 10 Tournament MVP, NABC Division I All-District 4 First Team and All-Atlantic 10 First Team Honors...2007-08 (Junior) Appeared in 34 games (all starts), posting averages of 19.7 points, 5.9 rebounds, 2.5 assists and 1.4 steals...Earned All-Atlantic 10 First Team and NABC Division I All-District 4 Second Team honors...2006-07 (Sophomore) Appeared in 30 games (all starts), posting averages of 20.0 points, 4.2 rebounds, 2.1 assists and 1.4 steals...Named the Atlantic 10 Most Improved Player of the Year after increasing his scoring average by 16.5 points...Earned All-Atlantic 10 Second Team and NABC All-NCAA District 3 Second Team honors...2005-06 (Freshman) Appeared in 32 games, averaging 3.5 points and 1.6 rebounds.

## NBA REGULAR SEASON STATS

Season	Team	GP	MIN	FGM	FGA	FG%	FTM	FTA	FT%	OREB	DREB	TREB	AST	TO	STL	BLK	PF	PTS	PPG	RBP	APG
2013-14	PHX	31	198	22	62	0.355	18	24	0.750	13	25	38	8	6	2	3	19	71	2.3	1.2	0.3
<b>Totals</b>	--	<b>31</b>	<b>198</b>	<b>22</b>	<b>62</b>	<b>0.355</b>	<b>18</b>	<b>24</b>	<b>0.750</b>	<b>13</b>	<b>25</b>	<b>38</b>	<b>8</b>	<b>6</b>	<b>2</b>	<b>3</b>	<b>19</b>	<b>71</b>	<b>2.3</b>	<b>1.2</b>	<b>0.3</b>

**3-Point FG:** 2013-14, 9-31 (.290); Totals: 9-31 (.290).

# ANTHONY DAVIS - #23



**Position:** Forward  
**Years Pro:** 2  
**Height:** 6-10  
**Weight:** 220  
**Birthdate:** March 11, 1993  
**Birthplace:** Chicago, IL  
**College:** University of Kentucky  
**High School:** Perspectives Charter HS (Chicago, IL)

## CAREER HIGHS

<b>PTS</b>	40 vs BOS 3/16/14	<b>OREB</b>	9 vs CLE 11/22/13
<b>FGM</b>	15 vs POR 3/14/14	<b>DREB</b>	16 vs BOS 3/16/13
<b>FGA</b>	27 vs POR 3/14/14	<b>TREB</b>	21 vs BOS 3/16/13
<b>3FGM</b>	1 (2 TIMES)	<b>ASTS</b>	5 vs MIL 3/7/14
<b>3FGA</b>	1 (15 TIMES)	<b>STLS</b>	6 vs CHA 11/2/13
<b>FTM</b>	12 (5 TIMES)	<b>BLKS</b>	9 vs PHI 11/16/13
<b>FTA</b>	16 vs DEN 3/9/14	<b>MINS</b>	48 vs BOS 3/16/13

**Transactions:** Selected by New Orleans with the 1st overall pick in the 2012 NBA Draft.

**2013-14 Season:** Averaged 20.8 points, 10.0 rebounds, 2.8 blocks, 1.3 steals and 1.6 assists in 67 contests (66 starts) en route to being named an NBA All-Star for the first time of his young career...Led the team (or tied for the lead) in scoring 27 times, and in rebounds 45 times, recording 36 double-doubles. Led the NBA in blocked shots per game (2.8)...Recorded 27 performances of 20-plus points/10-plus rebounds...Recorded 20-plus points 39 times, and 30-plus points in 9 contests...Recorded double-digit rebounds on 23 occasions and five-plus blocks 13 times...He missed 15 games this season due to a multitude of injuries that included a fractured hand, illness, ankle soreness, and back spasms...Led the Pelicans to a home victory over the defending champion Miami Heat with a 30 point, 11 rebound performance 3/22...In a career high 48 minutes, set a career high with 40 points and grabbed 21 total rebounds, including 16 defensive rebounds (both career highs) 3/16 vs. BOS...Scored a then-career high 36 points on 15-27 from the field (both career highs) in a loss 3/14 vs. POR...Scored 29 points and grabbed 10 boards 3/12 vs. MEM...Tied a career high with 32 points, grabbing 17 boards, and blocking six shots in 45 minutes in an overtime win 3/9 vs. DEN...Registered a career high five assists 3/7 vs. MIL...Scored in double figures for the 50th time of the season with a 28-point effort in a win 3/4 at LAL...Tied a career high in points with 32 while converting on a career high 14 field goals 2/28 at PHX...Grabbed nine boards in just 13 minutes of action before leaving the game with a shoulder injury 2/26 at DAL...Tallied 18 points and 13 rebounds before being disqualified with six fouls for the first time in his career 2/21 at CHA...Notched a career high 19 rebounds, while also scoring 22 points and recording seven blocks 1/26 vs. ORL...Scored 31 points and tied a season high in rebounds (17) while attempting the most foul shots (12) and playing the most minutes of his career (43) 1/18 vs. GSW...Made the first three pointer of his career 1/8 vs. WAS...Scored 24 points and grabbed 12 rebounds 12/18 at LAC in his return from a fractured hand...Scored seven points and grabbed four boards before injuring his hand 12/1 at NYK...Set a career high in blocked shots (9) 11/16 vs. PHI...Set career high in points (32) 11/8 vs. LAL...Set career high in blocks and steals with six of each 11/2 vs. CHA, while also tying his career high in assists (4) to lead the Pelicans to their first ever victory...Notched 22nd double-double and 8th 20/10 performance of his career against ORL on 11/1 including career-highs for FGA (23), O-Reb (8).

**Professional:** Anthony has played in 131 games (126 starts) and averages 17.3 points, 9.1 rebounds, 2.3 blocks, and 1.3 steals. He has recorded 33 performances of 20-plus points/10-plus rebounds, 20-plus points 49 times, and 30-plus points in 9 contests...Recorded double-digit rebounds on 59 occasions and five-plus blocks 15 times...**2012-13 (New Orleans):** Averaged 13.5 points, 8.2 rebounds, 1.8 blocks, 1.2 steals and 1.0 assists in 64 contests (60 starts) en route to being named on the 2012-13 NBA All-Rookie First Team...Led the team (or tied for the lead) in scoring 10 times, and in rebounds 20 times...Led all rookies in rebounds per game (8.2), blocks per game (1.8), steals per game (1.2) and double-doubles (20)...Ranked fourth in points per game (13.5) among all rookies...Recorded six performances of 20-plus points/10-plus rebounds...Recorded 20-plus points 10 times, and double digit points in 44 contests...Recorded double-digit rebounds on 23 occasions and five-plus blocks twice...totalled 18 points, 14 rebounds and four steals 4/9 at LAL...Recorded 18th double-double of the season with 24 points and 12 rebounds 4/5 at UTA...Recorded 17 points, 13 rebounds and 2 blocks in win vs. CLE on 3/31 including season high 11 FTA...Notched 4th 15+ pts/15+ rebs performance in W vs. MEM on 3/22 with 18 points, 15 rebounds and 2 blocks...Hit the game-winning shot with 0.6 seconds left 3/20 vs. BOS, as he tipped in an Eric Gordon missed layup...Recorded third

consecutive double-double with 17 points and 11 rebounds and tied a season-high with five blocked shots 3/12 at BKN...Tallied 20 points and career-high 18 rebounds in loss at MEM on 3/9...Poured in a 17 point, 15 rebound, four block performance in L vs. ORL on 3/4...Led team with 20 points while also grabbing eight rebounds 2/24 in W vs. SAC...Tallied a second consecutive double-double on 2/19 vs. CHI, scoring 15 points and grabbing 10 rebounds...On 2/13 vs. POR, led the team with 21 points and 11 rebounds...Scored a team-high 18 points in the loss at MIN on 2/2...Registered eighth double-double of the season with 13 points and 10 rebounds on 2/1 at DEN...Finished with 25 points, nine rebounds, three blocks and one steal 12/28 vs. TOR...Made his first start since returning from injury on 12/18 at GSW, collecting a then career-high 16 rebounds and four steals...Recorded his career-high in points (28) as part of second career double-double...Recorded first double-double of NBA career with 23 points and 11 rebounds 11/9 vs. CHA...Led the team with 21 points while adding seven rebounds, one steal and one blocked shot 10/31 vs. SAS in season opener.

**College (University of Kentucky 2011-12):** Left Kentucky for the NBA after leading Wildcats to a national championship in his freshman season...Won six of the seven major National Player of the Year awards, getting the nod from the AP, USBWA and Basketball Times, and capturing the Wooden, Adolph Rupp and Naismith awards...Named Final Four Most Outstanding Player as UK won a national title...Led the nation in blocks (4.65 bpg), while leading the team in scoring (14.2 ppg), rebounding (10.4 rpg) and field goal percentage (.623)...Broke school and SEC records as well as an NCAA freshman record for blocks in a season (186)...Finished the season with 20 double-doubles, tops in the SEC and tied for the UK freshman record...Named SEC Defensive Player of the Year, SEC Freshman of the Year, First Team All-SEC, SEC All-Freshman Team and SEC All-Defensive Team...Averaged 13.7 points, 12.3 rebounds and 4.8 blocks in NCAA Tournament...Tied NCAA Championship game record for blocks (6)...Also grabbed 16 rebounds in that contest, vs. Kansas...In the Final Four vs. Louisville, posted 18 points (7-of-8 FGs), 14 rebounds and five blocks...Contributed 18 points (6-9 FGs), 11 rebounds, six blocks and two steals vs. Baylor in the Elite Eight...Notched 15 points with 12 rebounds and five assists in a win over Iowa St...During the regular season, tallied a career-high 28 points on 10-of-11 shooting, 11 rebounds, five blocks and two steals vs. Vanderbilt...Had a career-high 18 rebounds, along with 14 points and five blocks vs. Chattanooga.

**Personal:** Averaged 12.3 points and 6.6 rebounds for gold medal winning Team USA at 2014 FIBA World Cup...Best game of tournament came in 98-71 win over New Zealand, recording a game-high 21 points and 9 rebounds. Member of the 2012 U.S. Men's Olympic basketball team that captured the gold medal at the 2012 London Summer Olympics...averaged 3.7 points and 2.7 rebounds in 7.6 minutes per game while shooting 64.7% from the floor for Team USA at the London Olympics...Winner of the 2011-12 Roy F. Kramer SEC Male Athlete of the Year...Averaged 32 points, 22 rebounds, and seven blocked shots as a senior at Perspectives Charter High School in Chicago...Named Co-MVP of the Jordan Brand Classic All-American Game with 29 points, 11 rebounds, and four blocks...Registered 14 points, six rebounds and four blocks in the McDonald's All-American Game...Posted 16 points with 10 rebounds for the USA team in the Nike Hoops Summit...One of four finalists for the Morgan Wootten National Player of the Year Award and five finalists for the Naismith Award...A Parade first team All-American...Named all-conference three consecutive years while in high school...Stood just 6-3 at the start of his junior year of high school before a growth spurt took him to 6-10...Sister, Iesha, was drafted by the Harlem Globetrotters in their sixth annual player draft.

## NBA REGULAR SEASON STATS

Season	Team	GP	MIN	FGM	FGA	FG%	FTM	FTA	FT%	OREB	DREB	TREB	AST	TO	STL	BLK	PF	PTS	PPG	RBP	APG	SPG
2012-13	NOH	64	1846	349	676	0.516	169	225	0.751	165	357	522	63	89	75	112	158	867	13.5	8.2	1.8	1.2
2013-14	NOP	67	2358	522	1005	0.519	348	440	0.791	207	466	673	105	109	89	189	200	1394	20.8	10.0	2.8	1.3
<b>Totals</b>	--	131	4204	871	1681	0.518	517	665	0.777	372	823	1195	168	198	164	301	358	2261	17.3	9.1	2.3	1.3

3-Point FG: 2012-13, 0-6 (.000); 2013-14, 2-9 (.222). Total: 2-15 (.133).



# TYREKE EVANS - #1



**Position:** Forward  
**Years Pro:** 5  
**Height:** 6-6  
**Weight:** 220  
**Birthdate:** September 19, 1989  
**Birthplace:** Chester, PA  
**College:** University of Memphis  
**High School:** American Christian School (Aston, PA)

## CAREER HIGHS

<b>PTS</b>	41 vs OKC 4/14/14	<b>OREB</b>	5 (3 TIMES)
<b>FGM</b>	14 (2 TIMES)	<b>DREB</b>	10 (4 TIMES)
<b>FGA</b>	29 @ GSW 1/21/11	<b>TREB</b>	15 vs UTA 3/28/14
<b>3FGM</b>	4 @ PHX 3/8/13	<b>ASTS</b>	13 (2 TIMES)
<b>3FGA</b>	7 (2 TIMES)	<b>STLS</b>	6 @ HOU 3/26/12
<b>FTM</b>	16 @ UTA 11/7/09	<b>BLKS</b>	3 (6 TIMES)
<b>FTA</b>	19 @ UTA 11/7/09	<b>MINS</b>	48 (2 TIMES)

**Transactions:** Selected by Sacramento with the 4th overall pick of the 2009 NBA Draft... Acquired July 10, 2013 by New Orleans from Sacramento along with Jeff Withey from Portland in a three team trade in exchange for Greivis Vasquez (to Sacramento) and Robin Lopez (to Portland).

**2013-14 Season:** Averaged 14.5 ppg (43.6 FG%, 22.1 3pt%, 77.5 FT%), 4.7 rpg, 5.0 apg, 1.2 spg, and 32:08 mpg in 72 games (22 starts)...Missed five games due to a left ankle sprain and recorded four 'DNP-CDs'...Missed one game due to an illness 3/12 vs. MEM...Scored in double-figures in 54 games, 20 or more points in 18 games...Grabbed 10 or more rebounds in four times and dished out 10 or more assists seven times...Recorded 10 double-doubles...Led Pelicans in scoring in 15 games...Led the second-biggest comeback in franchise history with 33 points, 10 rebounds, and seven assists in an overtime victory 3/24 vs. BKN... Scored 20+ points for the fourth game in a row with a 25-point performance where he went 10-10 from the foul stripe 3/7 vs. MIL...In his fourth start as a Pelican, Tyreke again filled the stat sheet with 24 points, 11 assists, and seven rebounds, notching his 7th double-double of the season 3/4 at LAL...Flirted with a triple double, recording 27 points, 10 rebounds, and eight assists in a season high 41 minutes 3/3 at SAC...Played a season high 40 minutes and recorded a team leading 22 points to go along with nine rebounds and five assists 3/1 at LAC...Tied a career high in minutes played and started his first game as a Pelican 2/28 at PHX...Returned after missing a game with an illness to lead the Pelicans in scoring with 23 points on 7-13 shooting 1/26 vs. ORL...Scored 20 points, including the game-winning jumper with 1.2 seconds remaining in a thriller 12/30 vs. POR...Led team in scoring with 19 and assists with 10 on his way to a double-double 12/27 vs. DEN...Led the Pelicans in scoring with 25 points and assists with 12 at SAC 12/23...Recorded his first triple-double as a Pelican, recording 11 points, 10 assists, and 13 rebounds 12/18 at LAC...Scored 11 points in 13 minutes before leaving the game with a sprained ankle 12/6 vs. OKC...Recorded his first double-double as a Pelican vs. CLE 11/22.

**Professional:** Professional: In five years with Sacramento and New Orleans, averaged 16.8 ppg (44.6 FG%, 26.8 3pt%, 76.6 FT%), 4.8 rpg, 4.9 apg, 1.4 spg, and 33.4 mpg in 329 career games (started 269)... Notched first career triple-double vs. Toronto (3/10/10)...Recorded a career-high 41 points (14-26 FG, 1-7 3pt, 12-16 FT), nine rebounds, eight assists, and three steals vs. Oklahoma City (4/14/14) ... Hit game-winning 50-foot buzzer-beater to give Kings a 100-98 win over Memphis (12/29/10) ... In career, has scored 30 or more in nine contests. **2012-13 (Sacramento):** Averaged 15.2 ppg (47.8 FG%, 33.8 3pt%, 77.5 FT%), 4.4 rpg, 3.5 apg, 1.38 spg, and 31.0 mpg in 65 games (reserve in 4) ... DND-bruised left knee in two games (11/30, 12/1), DNP-CD (sore left knee) in four games (12/7, 12/8, 12/10, 12/17), Inactive List (sore left knee) in 10 games (12/19, 12/21, 12/23, 12/26, 12/28, 12/30, 1/1, 1/2, 1/4, 1/5) ... Missed one game due to a strained left quad (4/17) ... Scored in double-figures in 49 games, 20 or more points in 21 games ... Grabbed 10 or more rebounds in one game ... Recorded one double-double ... Led Kings in scoring in 14 games, rebounding in five, assists in 20. **2011-12 (Sacramento):** Averaged 16.5 ppg (45.3 FG%, 20.2 3pt%, 77.9 FT%), 4.6 rpg, 4.5 apg, 1.33 spg, and 34.3 mpg in 63 games (reserve in 2) ... Missed two games due to a sprained left ankle (3/16, 3/18) ... Missed one game due to back spasms (3/30/12) ... Scored 20 or more points in 23 games, 30 or more in one ... Grabbed 10 or more rebounds in four games ... Dished out 10 or more assists in two games ... Recorded four double-doubles ... Led Kings in minutes played (2,162) and assists (283), was third on team in scoring ... Led Kings in scoring in 16 games, rebounding in three, and assists in 29. **2010-11 (Sacramento):** Averaged a team-high 17.8 ppg (40.9 FG%, 29.1 3pt%, 77.1 FT%), 4.8 rpg, a team-leading 5.6 apg, 1.49 spg, and 37.0 mpg in 57 games (reserve in 4 games)

... As a starter, averaged 18.2 ppg (40.8 FG%, 28.6 3pt%, 76.6 FT%), 4.9 rpg, 5.6 apg, 1.55 spg, and 38.0 mpg in 53 games ... NWT-NBA suspension in one game (10/27/10) ... Missed 20 games due to plantar fasciitis, left foot (12/14/10, 2/15/11-3/23/11) ... Missed four games (1/9/11-1/12, 4/11/11) due to a sprained left ankle ... Led team in scoring in 24 games, rebounding in one, and assists in 31 games ... Ranked 17th (tied) in NBA in minutes per game...**2009-10 (Sacramento):** Named the NBA Rookie of the Year after averaging a team-leading 20.1 ppg (45.8 FG%, 25.5 3pt%, 74.8 FT%), 5.3 rpg, a team-best 5.8 apg, 1.51 spg, and 37.2 mpg in starting all 72 games in which he played ... Joined LeBron James (2003-04), Michael Jordan (1984-85), and Oscar Robertson (1960-61) as the only players in NBA history to average at least 20 points, five rebounds, and five assists per contest in their rookie campaign ... Also among just three players along with James and Kobe Bryant to average 20 points, five rebounds, and five assists ... Only rookie in 2009-10 to lead his club in both scoring and assists ... Finished 16th in the NBA in scoring and steals, 14th in assists, and 18th in minutes played ... Also finished 27th in free throws made (348) and 21st in free throws attempted (465), both tops among rookies ... Ranked first among rookies in scoring and minutes played, fifth in rebounds, second in assists and steals, and fourth in FG% and blocks ... Led the Kings in scoring 37 times, rebounding in 12 games, and assists on 41 occasions.

**College (University of Memphis, 2008-09):** Named the 2008-09 Conference USA Freshman of the Year ... Earned All C-USA First Team honors and was the C-USA Tournament MVP ... Finalist for the Wooden and USBWA National Player of the Year Awards ... Honored as the National Freshman of the Year by ESPN.com, USBWA, CollegeHoops.net, The Sporting News, CBSSports.com, and FoxSports.com ... Named Third Team All-America by Sports Illustrated and CBSSports.com ... Earned C-USA Rookie of the Week accolades nine times, a new league record ... Averaged 17.1 ppg (45.5 FG%, 27.4 3pt%, 71.1 FT%), 5.4 rpg, 3.9 apg, and 2.08 spg in 37 games (started 35) in lone season at Memphis ... Led the Tigers in scoring and ranked 15th in the conference in rebounding, eighth in assists, and third in steals ... Amassed 632 total points, second-most by a freshman in school history behind Dajuan Wagner's 762 in 2001-02 ... Ranks first among freshmen in Tigers' annals with 77 steals and fourth-best with 143 assists behind Darius Washington Jr's 144 in 2004-05, 174 by Vincent Askew in 1984-85, and 189 by Derrick Rose in 2007-08.


**Personal:** Full name is Tyreke Jamir Evans...Nicknames include "Reke Havok" and "Too Easy" ... Favorite food is macaroni and cheese ... Spends leisure time sleeping ... Cites "Love and Basketball" as his favorite movie ... Appeared as a guest in April on ESPN's nightly "Top Plays" segment with SportsCenter hosts Neil Everett and Stan Verette ... Honored in May 2010 by the Sacramento City Council and Mayor Kevin Johnson in recognition of winning NBA Rookie of the Year ... Teamed with fellow Kings players to refurbish the North Roseville REC Center last spring, helping paint and plant new landscaping ... Together with former King and current Assistant Coach Bobby Jackson and the Feed the Children Campaign, distributed food and care packages to more than 400 needy families in December 2010 ... Joined NBA and WNBA stars at the 2009 "Play for Peace" International Youth Basketball Clinic held in Maine (7/27/09), an event designed to teach children from Israel, Palestine, Egypt, Jordan, and the United States more about teamwork, tolerance, and conflict resolution.

## NBA REGULAR SEASON STATS

Season	Team	GP	MIN	FGM	FGA	FG%	FTM	FTA	FT%	OREB	DREB	TREB	AST	TO	STL	BLK	PF	PTS	PPG	RBP	APG
2009-10	SAC	72	2676	533	1165	0.458	348	465	0.748	66	314	380	414	216	109	26	204	1450	20.1	5.3	5.8
2010-11	SAC	57	2107	382	933	0.409	205	266	0.771	46	229	275	319	184	85	30	143	1012	17.8	4.8	5.6
2011-12	SAC	63	2162	408	900	0.453	201	258	0.779	64	225	289	283	171	84	29	136	1037	16.5	4.6	4.5
2012-13	SAC	65	2016	366	765	0.478	210	271	0.775	56	231	287	229	128	90	27	133	987	15.2	4.4	3.5
2013-14	NOP	72	2028	391	897	0.436	239	310	0.771	76	265	341	363	175	84	21	155	1042	14.5	4.7	5.0
<b>Totals</b>	--	<b>329</b>	<b>10990</b>	<b>2080</b>	<b>4660</b>	<b>0.446</b>	<b>1203</b>	<b>1570</b>	<b>0.766</b>	<b>308</b>	<b>1264</b>	<b>1572</b>	<b>1608</b>	<b>874</b>	<b>452</b>	<b>133</b>	<b>771</b>	<b>5528</b>	<b>16.8</b>	<b>4.8</b>	<b>4.9</b>

**3-Point FG:** 2009-10, 36-141 (.338); 2010-11, 43-148 (.291); 2011-12, 20-99 (.202); 2012-13, 45-133 (.338). Totals: 144-521 (.276).

# JIMMER FREDETTE - #32



**Position:** Guard  
**Years Pro:** 3  
**Height:** 6-2  
**Weight:** 195  
**Birthdate:** February 25, 1989  
**Birthplace:** Glens Falls, NY  
**College:** Brigham Young University  
**High School:** Glens Falls High School (Toledo, NY)

## CAREER HIGHS

<b>PTS</b>	24 @ NYK 2/12/14	<b>OREB</b>	3 @ PHX 12/17/12
<b>FGM</b>	9 @ NYK 2/12/14	<b>DREB</b>	5 @ HOU 4/14/13
<b>FGA</b>	15 (2 TIMES)	<b>TREB</b>	5 @ HOU 4/14/13
<b>3FGM</b>	6 @ NYK 2/12/14	<b>ASTS</b>	6 vs POR 11/13/12
<b>3FGA</b>	8 (2 TIMES)	<b>STLS</b>	3 (2 TIMES)
<b>FTM</b>	8 vs GSW 12/19/12	<b>BLKS</b>	1 (9 TIMES)
<b>FTA</b>	8 (2 TIMES)	<b>MINS</b>	37 vs HOU 4/8/12

**Transactions:** Selected with the 10th pick of the 2011 NBA Draft by the Milwaukee Bucks...Acquired by Sacramento on draft night in a three-team, seven-player deal with Charlotte and Milwaukee...Waived by Sacramento on February 27, 2014, and played the remainder of the season with the Chicago Bulls after being signed March 2, 2014...Signed with the New Orleans Pelicans on July 22, 2014.

**2013-14 Season:** Averaged 5.6 points, 1.3 assists, and 1.1 rebounds in 49 games off the bench for both the Sacramento Kings and the Chicago Bulls...Scored in double figures in nine games...Shot 50% or better from three-point range in 23 games...(With CHI) Registered 17 points on 7-14 (.500) shooting from the field 4/14 vs. ORL...Scored a career-high 24 points in 27 minutes 2/12 at NYK, connecting on 9-14 (.643) field goals, including 6-8 (.750) from three-point range...(With SAC) Registered 14 points on 4-6 (.667) shooting from three-point range 1/22 at HOU...Scored in double figures in four games of six game stretch from 12/31 to 1/12 (10 points at HOU 12/31, 15 points vs. PHI 1/2, 11 points 1/10 vs. ORL, 13 points 1/12 vs. CLE).

**Professional:** In 179 career appearances (7 starts), Fredette averages 6.9 points, 1.1 rebounds, and 1.5 assists, while shooting 41.7% from the floor, 40.1% from 3-point range and 85.7% from the line. **2012-13 Season (Sacramento):** Averaged 7.2 ppg (.421 FG%, .417 3pt%, .859 FT%), 1.0 rpg, 1.3 apg, and 14.0 mpg in 69 games off the bench...DNP-CD in 13 games...Scored in double-figures in 23 games, 20 or more in one game...Led Kings in scoring in three games, assists in three...Made 33 consecutive free throws (11/23 - 12/21). Top-Single Game Performance: Recorded a career-high 22 points (7-13 FG, 3-5 3pt, 5-5 FT), three rebounds, and one assist in 22 minutes in a loss at Phoenix (12/17). **2011-12 Season (Sacramento):** Averaged 7.6 ppg (.386 FG%, .361 3pt%, .833 FT%), 1.2 rpg, 1.8 apg, and 18.6 mpg in 61 (started 7)...Scored in double-figures in 21 games, 20 or more in one game...Led Kings in scoring in three games, assists in seven games. Among NBA rookies, ranked 6th in 3-point field goal percentage and 14th in scoring and assists per game. Top-Single Game Performance: Recorded a career-high 20 points (5-13 FG, 3-6 3pt, 7-8 FT), three rebounds, five assists, and one steal in 33 minutes at Memphis (1/21/12).

**College (BYU 2007-11):** Set BYU career records for points (2,599), three-pointers (296), free throws (627), games played (139), 30-point games (24), 40-point games (6) and wins played in (112)...Established Mountain West Conference single game records in points (52), field goals and three-point field goals (tied)...Set both MWC season and career records in points, field goals and three-point field goals, as well as the mark for season scoring average...Posted the 11th-highest season point total in NCAA history as a senior (1,068)...Paced Division I in scoring in 2010-11 with 28.9 ppg and won nearly every national player of the year honor including the Naismith, Wooden, AP, USBWA, NABC, Sporting News and Adolph Rupp awards...Recipient of the Lowe's Senior CLASS Award, consensus First-Team All-American by John R. Wooden, AP, Sporting News, NABC, USBWA, Yahoo!, Lute Olsen, SI.com and more...Received MWC Player of the Year and All-MWC First Team accolades...Scored 30-plus points in 16 games, three times scoring in the 40s and once in the 50s...Established a career-high with 52 points (22-37 FG) vs. New Mexico, converting a season-high tying seven three-pointers. His 33 points in the first-half established a MWC record and his overall point total was tied for the most in Division I this season...Against Utah, posted 47 points (16-28 FG, 9-9 FT, 6-9 3PT)...Facing rival San Diego State at home, registered 43 points (14-24 FG, 5-8 3PT, 10-11 FT)...

Notched 42 points, four assists, four rebounds and two steals vs. Colorado State...Scored 39 points (12-25 FG, 7-13 3PT), six rebounds and five assists vs. UNLV...Posted a near triple-double vs. UTEP with 25 points, nine assists and eight rebounds...Led BYU in scoring as a junior with 22.1 ppg and 4.7 apg...Named First-Team All-MWC and earned All-District and District Player of the Year honors by the USBWA...An AP All-America Honorable Mention pick...A Wooden Award candidate, Naismith Trophy Midseason Candidate and Oscar Robertson Trophy finalist...Led the NCAA Tournament in scoring (29.0 ppg), and finished seventh and 41st in Division I in points per game and three-point shooting (.440)

**Personal:** Full name is James Fredette...Son of Al and Kay Fredette...He and his wife, Whitney, were married in June 2012...Sports hero is former Utah guard John Stockton...American Studies major at BYU...Lists "Shawshank Redemption," "Dumb and Dumber" and "Forrest Gump" as all-time favorite movies...Favorite comfort food is pizza.

## NBA REGULAR SEASON STATS

Season	Team	GP	MIN	FGM	FGA	FG%	FTM	FTA	FT%	OREB	DREB	TREB	AST	TO	STL	BLK	PF	PTS	PPG	RBP	APG
2011-12	SAC	61	1135	172	446	0.386	40	48	0.833	17	56	73	108	67	30	3	73	462	7.6	1.2	1.8
2012-13	SAC	69	967	172	409	0.421	85	99	0.859	19	52	71	92	68	31	3	64	494	7.2	1.0	1.3
2013-14	TOT	49	519	107	227	0.471	19	21	0.905	8	44	52	64	48	14	3	35	273	5.6	1.1	1.3
<b>Totals</b>	--	<b>179</b>	<b>2621</b>	<b>451</b>	<b>1082</b>	<b>0.417</b>	<b>144</b>	<b>168</b>	<b>0.857</b>	<b>44</b>	<b>152</b>	<b>196</b>	<b>264</b>	<b>183</b>	<b>75</b>	<b>9</b>	<b>172</b>	<b>1229</b>	<b>6.9</b>	<b>1.1</b>	<b>1.5</b>

**3-Point FG:** 2011-12, 78-216 (.361); 2012-13, 65-156 (.417); 2013-14, 40-84 (.476). Total, 183-456 (.401).

## ERIC GORDON - #10



**Position:** Guard  
**Years Pro:** 6  
**Height:** 6-4  
**Weight:** 215  
**Birthdate:** Dec. 25, 1988  
**Birthplace:** Indianapolis, IN  
**College:** Indiana University  
**High School:** North Central (Indianapolis, IN)

## CAREER HIGHS

<b>PTS</b> 41 vs OKC 1/23/09	<b>OREB</b> 5 @ PHI 12/15/10
<b>FGM</b> 14 vs MIN 12/20/10	<b>DREB</b> 7 at CLE 1/28/14
<b>FGA</b> 26 @ POR 1/20/11	<b>TREB</b> 8 (2 TIMES)
<b>3FGM</b> 7 @ POR 1/20/11	<b>ASTS</b> 11 vs SAS 11/1/10
<b>3FGA</b> 11 @ POR 1/20/11	<b>STLS</b> 5 (4 TIMES)
<b>FTM</b> 16 vs NJ 11/15/10	<b>BLKS</b> 3 (2 TIMES)
<b>FTA</b> 20 vs NJ 11/15/10	<b>MINS</b> 53 @ UTA 11/6/10

**Transactions:** Originally selected by the Los Angeles Clippers with the 7th overall pick in the 2008 NBA Draft...Acquired December 14th, 2011 from the Los Angeles Clippers along with Al-Farouq Aminu, Chris Kaman and a 2012 first round draft pick (whichever is more favorable between the Clippers and the Minnesota Timberwolves) in exchange for Chris Paul and two 2015 2nd round draft picks.

**2013-14 Season:** Averaged 15.4 points, 3.3 assists, 2.6 rebounds and 1.2 steals in 64 games (64 starts)...Team leader in scoring 14 times...Scored two points and grabbed two board before leaving the game with a knee injury 3/21 at ATL... Scored in double-figures for the 50th time this season 3/9 vs. DEN...Scored 28 points on 9-of-13 from the field and four-of-five from downtown 3/4 at LAL...Dropped 19 points on 7-11 shooting 2/26 at DAL...Scored 28 points on 9-17 from the field 2/19 vs. NYK...Scored 21 points and had six assists 2/12 at MIL...Registered 20 points, seven rebounds, and a season-high nine assists 1/28 at CLE...Hit the game-winning basket 1/24 at DET...Scored a season high 35 points on 11-17 from the field (6-9 3 point) 1/15 vs. HOU...Notched 20 points at DAL on 1/11...Scored a season high 27 points 1/10 vs. DAL...Led all scorers with 23 points 1/8 vs. WAS...Scored 12 points in his return to action after missing three games with a right hip contusion 1/1 at MIN...Chipped in 17 points in a win 12/23 at SAC...Scored 25 points on 10-12 from the field 12/13 vs. MEM...Dropped 14 points in overtime win 12/11 vs. DET...Recorded 23 points and seven rebounds 12/2 at CHI...Scored a season high 26 points 11/29 at PHI...Dished out a season high seven assists 11/26 vs. GSW...Set season high and tied career high in steals with five 11/13 at UTA...Set a season high in FTM with seven 11/12 at LAL...Recorded a season high six rebounds 11/8 vs. LAL...Grabbed four rebounds 11/6 at MEM...Led the team in scoring with 20 in loss vs. PHX 11/5...Led the team in scoring in the season opener with 25 points vs. IND 10/30...Inactive 3 times - right hip contusion...NWT - Illness - vs. MEM 3/12...DND - Left Knee Tendinitis - 7 times...NWT - Knee - 7 times.

**Professional:** Has career averages of 17.5 points, 3.3 assists, 2.5 rebounds and 1.1 steals in 311 games (294 starts)...Has one career 40-point game, 16 30-point games and 123 20-point performances...**2012-13 Season (New Orleans):** Averaged 17.0 points, 3.3 assists, 1.8 rebounds and 1.1 steals in 42 games (40 starts)...Led the team (or tied for the lead) in scoring 19 times, and in assists one time...Scored in double-digits in 35 of 42 appearances...Paced New Orleans with 25 points, four rebounds and three assists in the L vs. LAC on 4/12...Led the team with seven assists in addition to 23 points, three rebounds and two steals 4/10 at SAC...Finished with 24 points, three assists, three steals and one rebound 3/27 vs. LAC...Totaled 24 points, three assists and one steal 3/12 at BKN...Finished with a season-high eight assists to go along with 17 points, one rebound and one steal 2/24 vs. SAC...Recorded 23 points, three rebounds, two assists and one steal 2/22 vs. DAL, including a season-high 20 first-half points...Scored a team-high 20 points on 8-17 from the floor on 2/19 vs. CHI...Tallied season-high 27 points in road win at ATL on 2/8...Notched then season-high 25 points on season-high 6-8 3PT FG at LAL 1/29...Recorded 20 points, two assists and one steal 1/25 vs. HOU...Made his first appearance of the season, after missing the first 29 games with injury, on 12/29 at Charlotte, scoring a game-high 24 points and dishing out seven assists...INACTIVE (Left knee soreness) - 29 times...DNP (CD) - 8 times...DNP (Sprained right hand) - 1 time. **2011-12 (New Orleans):** Averaged a team-leading 20.6 points, 3.4 assists, 2.8 rebounds and 1.4 steals in 34.4 minutes over nine games (nine starts)...Led the team in scoring eight times this season and in assists three times...New Orleans was 6-3 in games in which Gordon played, and he scored the winning points in two of those wins...Had one 30-point performance and four 20-point performances on the season, scoring

in double-digits in each game he played...Poured in 27 points and added five assists, four rebounds, three steals and one block 4/19 vs. HOU...Scored 25 points and dished out six assists 4/13 vs. UTAH...Led the team with New Orleans individual season-high 31 points, also adding four assists and three steals 4/6 at SAS...Returned to action 4/4 vs. DEN with 15 points, four rebounds and four assists while also connecting on the game-winning free throws...Led the team in scoring in the opener at PHO 12/26, with 20 points, four rebounds and three assists, including a game-winning 20-foot jumper with 4.2 seconds remaining...missed 55 games due to injury (51 due to right knee injury, 4 due to back spasms), and two due to rest. **2010-11 (Los Angeles Clippers):** Averaged a career-high 22.3 points, 2.9 rebounds, 4.4 assists, 1.27 steals and 37.7 minutes in 56 games, all starts...Led the team in scoring 30 times, assists 15 times, steals 18 times and minutes 25 times...Finished the season ranked 12th in the NBA in minutes per game...Scored 20+ points 37 times, the 17th-highest total in the NBA...Had a career-high streak of 12 straight 20+ games stopped on 12/15/10...Scored 30+ points eight times, the 13th-most in NBA...Became one of four players in Clippers history to make seven or more 3-pointers in a game when he made seven on 1/20/11 at Portland...**2009-10 (Los Angeles Clippers):** Second on team averaging 16.9 points, to go with 2.6 rebounds, 3.0 assists in a team-high 36.0 minutes per game...Appeared in 62 games, starting 60...Led team in scoring 16 times, steals 17 times and minutes 16 times...Scored 30+ points one time and had 20+ points 19 times...One of 27 players named to 2010-12 USA Men's National Team Program...Participated in All-Star Weekend, playing for the sophomores in the Rookie Challenge...2/20/10 vs. Sacramento, had 30 points (10-17 FG, 4-7 3PT, 6-7 FT) and six assists in 40:05. **2008-09 (Los Angeles Clippers):** 2008-09 T-Mobile NBA All-Rookie Second Team...T-Mobile Western Conference Rookie of the Month (January 2009)...All-Star Weekend T-Mobile Rookie Challenge Participant scoring 19 points (6-8 FG, 4-5 FT) with 6 rebounds...Averaged 16.1 points, 2.6 rebounds, 2.8 assists, 1.0 steals in 34.3 minutes per game...Named Second Team All-Rookie and finished fifth in Rookie of the Year voting...Third leading scorer among all rookies...played in 78 games, starting 65 contests...Connected on .389 3FG Pct. (131-337)...Shot .854 from the foul line (299-350), 28th in the NBA, 3rd best among rookies...Also ranked 3rd among all NBA rookies with 34.3 minutes per game...Scored 10+ points 30 times, 20+ points 23 times, 30+ points four times and 40+ points once...Led Clippers in scoring a team-high 29 time while leading in assists seven times, steals 16 times, blocks eight times and minutes a team-high 24 times

**College (Indiana University 2007-08):** An early entry NBA Draft candidate following his freshman year...earned Second Team All-America Honors from the NABC and Third Team honors from The Associated Press...named Big Ten Freshman of the Year...earned unanimous First Team All-Conference honors from media and league coaches...honoree on the All-Big Ten freshman team...finalist for Naismith and Wooden Awards...earned National All-Freshman Team honors from Sporting News...US-BWA All-District V selection...named second team All-America by Sports Illustrated...CBSsports.com First Team All-American and First Team Freshman All-American...named second team All-America by Sports Illustrated...led Big Ten in scoring (20.9 points), ranked fifth in free throw percentage (.834), 10th in steals (1.3 spg)...set Indiana and Big Ten freshman record for total points scored (669), breaking the old mark held by Michael Redd of Ohio State in 1998...that total was the 10th highest overall in IU single season history...became the first freshman to average more than 20 points per game and first Hoosier overall since Brian Evans averaged 21.2 in 1996...231 free throws made was the third highest single season total in school history and his 277 attempts ranked fourth...his 70 three-point field goals made were the eighth most in a season in Hoosier history...scored 20 or more points 19 times and topped the 30-point mark three times.

**Personal:** Selected as a finalist for 2012 U.S. Olympic Men's Team...Member of 2010 Team USA squad that won the Gold Medal at 2010 FIBA World Championship in Istanbul, Turkey...In nine games played for Team USA, averaged 8.6 points while finishing second on the team in three-pointers made (19) and second on the team in three-point percentage (.452, 19-42 3FG), helping the United States finish a perfect 9-0 en route to winning the Gold Medal...Visited with students of the Youth Leadership Academy and congratulated them on their leadership while also motivating them to continue to be leaders in the classroom and in life...Participated in a Country Day Basketball Clinic in March of 2012, instructing drills and teaching students about the fundamentals of basketball...Met with the McDonald's All-American nominees from the state of Louisiana prior to a game and spoke with them about the importance of hard work and encouraging them to keep working towards their goals...Named 2007 Gatorade National Male Athlete of the Year...Earned selection to McDonald's All-American Team and also participated in Jordan Brand All-American Classic...named Indiana Mr. Basketball as a senior after he averaged 29 points, 6.2 rebounds and 3.3 assists in his final year at North Central High School in Indianapolis...2007 graduate of Indianapolis North Central High School named Indiana Gatorade Player of the Year and a Jordan Brand All-American...Averaged 29 points, 6.2 rebounds and 3.3 assists...Shot 57.0% from the field, 46.2% from three-point range and 88.1% from the line...Attended the Adidas Basketball Experience in New Orleans...son of Eric and Denise Gordon.

## NBA REGULAR SEASON STATS

Season	Team	GP	MIN	FGM	FGA	FG%	FTM	FTA	FT%	OREB	DREB	TREB	AST	TO	STL	BLK	PF	PTS	PPG	RBP	APG
2008-09	LAC	78	2677	411	901	0.456	299	350	0.854	45	156	201	215	164	78	35	172	1252	16.1	2.6	2.8
2009-10	LAC	62	2229	352	784	0.449	222	299	0.742	25	135	160	186	144	69	14	96	1045	16.9	2.6	3.0
2010-11	LAC	56	2112	427	949	0.450	287	348	0.825	45	119	164	244	151	71	18	115	1247	22.3	2.9	4.4
2011-12	NOH	9	310	63	140	0.450	49	65	0.754	2	23	25	31	24	13	4	20	185	20.6	2.8	3.4
2012-13	NOH	42	1264	235	584	0.402	187	222	0.842	10	67	77	137	117	45	8	75	713	17.0	1.8	3.32
2013-14	NOH	64	2057	356	817	0.436	175	223	0.785	30	135	165	208	134	114	12	114	988	15.4	2.6	3.3
<b>Totals</b>	--	<b>311</b>	<b>10649</b>	<b>1844</b>	<b>4175</b>	<b>0.442</b>	<b>1219</b>	<b>1507</b>	<b>0.809</b>	<b>157</b>	<b>635</b>	<b>792</b>	<b>1021</b>	<b>734</b>	<b>592</b>	<b>91</b>	<b>592</b>	<b>5430</b>	<b>17.5</b>	<b>2.5</b>	<b>3.3</b>

**3-Point FG:** 2008-09, 131-337 (.389); 2009-10, 119-321 (.371); 2010-11, 106-291 (.364); 2011-12, 10-40 (.250); 2012-13, 56-173 (.324); 2013-14, 101-258 (.391) Totals: 523-1420 (.368).

# JRUE HOLIDAY - #11



**Position:** Guard  
**Years Pro:** 5  
**Height:** 6-4  
**Weight:** 205  
**Birthdate:** June 12, 1990  
**Birthplace:** Mission Hills, CA  
**College:** UCLA  
**High School:** Campbell Hall High School (Chatsworth, CA)

## CAREER HIGHS

<b>PTS</b>	35 vs NYK 1/26/13	<b>OREB</b>	4 (5 TIMES)
<b>FGM</b>	16 vs NYK 1/26/13	<b>DREB</b>	8 (3 TIMES)
<b>FGA</b>	28 (2 TIMES)	<b>TREB</b>	10 (4 TIMES)
<b>3FGM</b>	6 @ CLE 4/18/12	<b>ASTS</b>	15 (2 TIMES)
<b>3FGA</b>	8 (2 TIMES)	<b>STLS</b>	7 vs ATL 3/26/10
<b>FTM</b>	7 (6 TIMES)	<b>BLKS</b>	2 (14 TIMES)
<b>FTA</b>	9 (3 TIMES)	<b>MINS</b>	49 @ CHI 12/2/13

**Transactions:** Selected by Philadelphia in the first round (17th overall) of the 2009 NBA Draft...Acquired July 10, 2013 by New Orleans along with Pierre Jackson from Philadelphia in exchange for Nerlens Noel and a 2014 1st round pick.

**2013-14:** In 34 games (all starts), averaged 14.3 points, 7.9 assists, 4.2 rebounds and 1.7 steals in 33.6 minutes per game while shooting 44.7% from the floor, 39.0% from 3-point range and 81.0% from the line...Led team in assists 23 times and recorded nine double-doubles...Placed on the inactive list with a stress fracture of the right tibia after 34 games and missed the remainder of the season...Had his biggest night of the season, stockpiling 31 points and 13 assists to go along with seven rebounds 12/30 vs. POR...Scored 17 points and dished out 10 assists 12/23 at SAC...Racked up 13 points and 10 rebounds for his sixth double-double of the season 12/18 at LAC...Scored 20 points to go along with 12 assists 12/13 vs. MEM...Poured in 19 points in overtime win 12/11 vs. DET...Grabbed a season high eight rebounds 12/6 vs. OKC...Scored the game-winning bucket to complete a 19 point, 12 assist night 12/2 at CHI...Had 11 points and nine assists in a win at NYK 12/1...Scored 20 points and had 13 assists 11/29 at PHI...Tallied 12 points, nine rebounds, and seven assists 11/25 at SAS...Notched his second double-double (15 points, 11 assists) 11/22 vs. CLE...Recorded a double-double (14 points, 12 assists) 11/16 vs. PHI...Registered 19 points and six assists 11/13 at UTA...Notched efficient 16 point and 7 assist performance in loss at PHX on 11/10...Recorded season high 13 assists 11/8 vs. LAL...Tallied nine assists 11/5 vs. PHX...Recorded eight assists 11/2 vs. CHA...Tallied 17 points and five assists on 11/1 at ORL...Finished his Pelicans debut with 24 points, 7 rebounds, and 5 assists.

**Professional:** In five NBA seasons has appeared in 298 games with 276 starts, averaging 13.4 points, 5.8 assists, 2.0 rebounds and 1.4 steals in 32.9 minutes per game while shooting 43.7% from the floor, 37.4% from 3-point range and 78.1% from the line... Has 38 career double-doubles, including two triple-doubles... **2012-13 (Philadelphia):** In 78 games (all starts), averaged 17.7 points, 8.0 assists, 4.2 rebounds and 1.6 steals in 37.5 minutes per game while shooting 43.1% from the floor, 36.8% from 3-point range and 75.2% from the line... Named to his first ever All-Star Game on 1/24, becoming the youngest player in Sixers franchise history to receive that honor...Was the only player in the league to average at least 17.0 points and 8.0 assists... Recorded 20 double-doubles this season, including one triple-double (at PHX on 1/2) after having one in 2011-12... Scored 20+ points 29 times this season (Sixers 17-12 mark), including 30+ points five times... Scored 20+ points 10 times in 2011-12... Scored 30+ points five times this season... Most 30-point games in a single season by a Sixer since Allen Iverson had eight in 2006-07... Scored a career-high 35 points vs. NYK on 1/26... Ranked fourth in the NBA with 8.0 assists this season...Recorded at least eight assists in nine straight games from 12/23-1/8, which tied for the longest single season streak by a Sixer dating back to 1985-86... Had 7+ assists in 54 of his 78 games played this season after doing so 11 times in 2011-12... Did not have 7+ assists in more than two consecutive games in 2011-12. **2011-12 (Philadelphia):** In 65 games (all starts), averaged 13.5 points, 4.5 assists, 3.5 rebounds and 1.58 steals in 33.8 minutes per game while shooting 43.2% from the floor, 38.0% from 3-point range and 78.3% from the line... Did not miss any games due to injury in 2011-12 but was a DNP-CD the final game of the season, snapping a streak of 188 consecutive starts dating back to 1/22/10... Scored 20+ points 10 times (Sixers 5-5 mark), including a career high 30 points at CHI on 3/7/12... Scored 19 points in the third quarter at CLE on 4/18/12... Averaged just 1.8 turnovers over his final 49 games played after averaging 2.8 tpg the first 16 games of the season... Recorded his only double-double of the season vs. ATL on 1/21... Shot 6-of-6 from 3-point range at CLE on 4/18/12 tying the franchise record for most 3FGM without a miss in a single game... Averaged a career-high 1.58 steals and ranked 11th in the NBA... Recorded 3+

steals 16 times, including four or more times... **2010-11 (Philadelphia):** Started all 82 games, averaging 14.0 points, 6.5 assists, 4.0 rebounds and 1.5 steals in 35.4 minutes per game while shooting 44.6% from the floor, 36.5% from 3-point range and 82.3% from the line... Had 15 point-assist double-doubles, including his first triple-double at New Jersey on 2/2/11... Scored 20+ points 14 times (Sixers 10-5 mark)... Hit 2+ 3-pointers 23 times, including 3+ eight times... Ranked 16th in the NBA in assists and 16th in steals... Named to the Sophomore team in the T-Mobile Rookie Challenge... **2009-10 (Philadelphia):** In 73 games with 51 starts, averaged 8.0 points, 3.8 assists, 2.6 rebounds and 1.09 steals in 24.2 minutes per game while shooting 44.2% from the floor, a team-high 39.0% from 3-point range and 75.6% from the line... Started the final 41 games; overall as a starter, averaged 12.0 points, 6.6 assists, 4.1 rebounds and 19.4 steals... Had seven steals vs. ATL on 3/26/10... Recorded his first career double-double with 10 points and 10 rebounds vs. CHI on 3/20/10... Record his first point-assist double-double with 13 points and 12 assists vs. ATL on 3/26/10.

**College (University of California, Los Angeles, 2008-09):** Was an early entry candidate for the 2009 NBA Draft following his freshman season at UCLA... Played alongside senior Darren Collison in the backcourt... In 35 games (all starts), averaged 8.5 points, 3.8 rebounds, 3.7 assists and 1.6 steals in 27.1 minutes per game... Shot 45.0% from the floor, 30.7% from 3-point range and 72.6% from the line... Earned Pac-10 All-Freshman Team Honors... Scored a career-high 20 points on a perfect 8-of-8 shooting in just 19 minutes of play vs. Florida International... Had 12 points and a career-high 10 rebounds with five assists and three steals vs. Louisiana Tech... Recorded a career-high 6 steals vs. CS Northridge and 5 steals against USC... Had 13 points and six assists in UCLA's one-point win over Virginia Commonwealth in the First Round of the NCAA Tournament.

**Personal:** As a senior at Campbell High School in Chatsworth, CA, averaged 25.9 points, 11.2 rebounds, 6.9 assists, 4.8 steals... Team went 31-5 and won the California Division IV state title... As a freshman, helped Campbell High to a perfect 32-0 mark along with older brother Justin who went on to play at Washington, and is currently a member of the Golden State Warriors... Rated the No. 1 point guard and the No. 2 overall prospect in the Class of 2008 by Rivals.com... Named the 2008 Gatorade National Player of the Year and Parade Magazine First Team All-America... Played in the McDonald's All-American Game, tallying 14 points, 5 rebounds, 3 assists and 5 steals... Lists collecting shoes as a hobby... Was the manager for the Girls Tennis Team in high school...His wife, Lauren, is a professional soccer player and a member of the United States Women's National Soccer Team...younger sister, Lauren, plays basketball at UCLA.

## NBA REGULAR SEASON STATS

Season	Team	GP	MIN	FGM	FGA	FG%	FTM	FTA	FT%	OREB	DREB	TREB	AST	TO	STL	BLK	PF	PTS	PPG	RBP	APG
2009-10	PHI	73	1767	230	520	0.442	65	86	0.756	56	135	191	280	156	79	18	153	587	8.0	2.6	3.8
2010-11	PHI	82	2901	446	999	0.446	172	209	0.823	68	264	332	531	218	120	29	203	1145	14.0	4.0	6.5
2011-12	PHI	65	2196	360	834	0.432	94	120	0.783	57	155	212	290	135	103	18	137	879	13.5	3.3	4.5
2012-13	PHI	78	2926	555	1288	0.431	182	242	0.752	89	240	329	625	292	123	32	170	1383	17.7	4.2	8.0
2013-14	NOP	34	1143	203	454	0.447	51	63	0.810	28	114	142	268	105	56	12	92	487	14.3	4.2	7.9
<b>Totals</b>	--	<b>332</b>	<b>10933</b>	<b>1794</b>	<b>4095</b>	<b>0.438</b>	<b>564</b>	<b>720</b>	<b>0.783</b>	<b>298</b>	<b>908</b>	<b>1206</b>	<b>1994</b>	<b>906</b>	<b>481</b>	<b>109</b>	<b>755</b>	<b>4481</b>	<b>13.5</b>	<b>3.6</b>	<b>6.0</b>


**3-Point FG:** 2009-10, 62-159 (.390); 2010-11, 81-222 (.365); 2011-12, 65-171 (.380); 2012-13, 91-247 (.368); 2013-14, 30-77 (.390). Totals: 329-876 (.376)

## POST SEASON STATS

Season	Team	GP	MIN	FGM	FGA	FG%	FTM	FTA	FT%	OREB	DREB	TREB	AST	TO	STL	BLK	PF	PTS	PPG	RBP	APG
2010-11	PHI	5	188	24	58	0.414	12	15	0.800	3	16	19	28	11	10	2	10	71	14.2	5.6	2
2011-12	PHI	13	494	74	179	0.512	38	44	0.864	17	44	61	67	26	20	8	24	206	15.8	5.15	1.54
<b>Totals</b>	--	<b>18</b>	<b>682</b>	<b>98</b>	<b>237</b>	<b>0.414</b>	<b>50</b>	<b>59</b>	<b>0.847</b>	<b>20</b>	<b>60</b>	<b>80</b>	<b>95</b>	<b>37</b>	<b>30</b>	<b>10</b>	<b>34</b>	<b>277</b>	<b>15.4</b>	<b>5.3</b>	<b>1.7</b>

**3-Point FG:** 2010-11, 11-21 (.524); 2011-12, 20-49 (.408). Totals: 31-60 (.517).

# Kevin Jones - #50



**Position:** Forward  
**Years Pro:** 2  
**Height:** 6-8  
**Weight:** 260  
**Birthdate:** August 25, 1989  
**Birthplace:** Mount Vernon, NY  
**College:** West Virginia  
**High School:** Mount Vernon HS (Mount Vernon, NY)

## CAREER HIGHS

<b>PTS</b>	11 @ PHI 4/14/13	<b>OREB</b>	5 @ DET 2/1/13
<b>FGM</b>	5 @ PHI 4/14/13	<b>DREB</b>	6 @ PHI 4/14/13
<b>FGA</b>	11 @ PHI 4/14/13	<b>TREB</b>	10 @ PHI 4/14/13
<b>3FGM</b>	N/A	<b>ASTS</b>	3 @ PHI 4/14/13
<b>3FGA</b>	N/A	<b>STLS</b>	2 @ LAL 1/13/13
<b>FTM</b>	4 vs. MIA 4/15/13	<b>BLKS</b>	1 (5 times)
<b>FTA</b>	6 vs. MIA 4/15/13	<b>MINS</b>	22 @ BOS 4/5/13

**Transactions:** Undrafted in 2012...Signed by CLE 9/10/12...Waived by CLE 10/27/12...Acquired by Canton Charge (NBA D-League) as affiliate player 11/1/12...Signed by CLE 11/29/12...Waived by CLE 7/19/13...Acquired by Canton Charge 11/1/13...Left Canton 3/8/14 to sign with San Miguel Beermen (Philippine Basketball Association)...Signed by NOP 9/25/14.

**2013-14:** Appeared in 38 games (37 starts) for Canton Charge of the NBA D-League...Averaged 16.9 points and 8.0 rebounds...Named to the 2014 NBA D-League All-Star Game...Appeared in nine games with San Miguel Beermen (Philippine Basketball Association), averaging 26.8 points, 15.1 rebounds, 2.7 assists and 1.6 blocks per game, helping lead his team to a league championship.

**Professional:** 2012-13 Appeared in three games with Canton Charge, averaging 27.0 points and 13.7 rebounds before receiving GATORADE Call-Up to CLE...Appeared in 32 games for CLE, averaging 3.0 points and 2.4 rebounds...Appeared in 12 total games with Canton (including nine as assignment player from CLE), averaging 22.4 points, 11.2 rebounds, 1.3 steals and 1.2 assists.

**College (West Virginia):** 2011-12 (Senior) Averaged 19.9 points on .509 shooting from the field, 10.9 rebounds, 1.2 assists and 1.0 blocks in 33 games (all starts)...Earned all NABC Division I All-District 5 1st Team and All-Big East First Team honors...2010-11 (Junior) Averaged 13.1 points, 7.5 rebounds and 1.1 assists in 33 games (all starts)...Was an All-Big East Honorable Mention...2009-10 (Sophomore) Averaged 13.5 points on .521 shooting from the field, 7.2 rebounds and 1.1 assists in 38 games (all starts)...Was a member of the Big East All-Tournament Team...Helped lead WVU to a Big East Tournament championship and an appearance in the NCAA Final Four...2008-09 (Freshman) Appeared in 35 games, averaging 6.3 points and 4.9 rebounds.

**Personal:** Son of Patricia Jones and Fred DeJarnett...Majored in Multidisciplinary Studies at WVU...Was on the Garrett Ford Academic Honor Roll while at WVU...Was a Big East Academic All-Star.

## NBA REGULAR SEASON STATS

Season	Team	GP	MIN	FGM	FGA	FG%	FTM	FTA	FT%	OREB	DREB	TREB	AST	TO	STL	BLK	PF	PTS	PPG	RBP	APG
2013-14	CLE	32	334	43	107	0.402	9	15	0.600	38	40	78	10	8	9	5	25	95	3.0	2.4	0.3
<b>Totals</b>	--	32	334	43	107	0.402	9	15	0.600	38	40	78	10	8	9	5	25	95	3.0	2.4	0.3

# DARIUS MILLER - #2



**Position:** Forward  
**Years Pro:** 2  
**Height:** 6-8  
**Weight:** 225  
**Birthdate:** March 21, 1990  
**Birthplace:** Maysville, KY  
**College:** University of Kentucky  
**High School:** Mason County HS (Maysville, KY)

## CAREER HIGHS

<b>PTS</b>	18 @ OKC 4/11/14	<b>OREB</b>	2 (2 TIMES)
<b>FGM</b>	7 (2 TIMES)	<b>DREB</b>	6 @ DEN 11/25/12
<b>FGA</b>	13 @ OKC 4/11/14	<b>TREB</b>	8 @ DEN 11/25/12
<b>3FGM</b>	4 (2 TIMES)	<b>ASTS</b>	5 (2 TIMES)
<b>3FGA</b>	7 (2 TIMES)	<b>STLS</b>	4 vs OKC 4/14/14
<b>FTM</b>	5 vs UTA 3/28/14	<b>BLKS</b>	2 vs BOS 3/20/13
<b>FTA</b>	6 vs UTA 3/28/14	<b>MINS</b>	37 vs OKC 4/14/14

**Transactions:** Selected by New Orleans with the 46th overall pick in the second round of the 2012 NBA Draft.

**2013-14 Season:** Averaged 4.4 points per game and 1.2 rebounds per game in 45 contests in his sophomore season (including seven starts)... Scored in double-figures seven times... Scored 10 points and recorded career highs in assists (five) and steals (four) in a career best 37 minutes 4/14 vs. OKC... Notched a career high of 18 points on 7-of-13 from the floor 4/11 at OKC... 14 points in a season high 31 minutes 4/9 vs. PHX... Scored six points on 3-4 from the field 3/31 vs. SAC... Scored in double-digits for the second game in a row with a 12 point performance 3/28 vs. UTA... Had a career scoring night in which he went 7-of-9 from the field, tying a career high of 16 points in a big win 3/26 vs. LAC... Chipped in seven points 3/13 vs. MEM... Scored six points on three-of-three from the field 2/26 at DAL... Attempted a career high four free throws 2/9 at BKN... Chipped in nine points off the bench in a victory 1/26 vs. ORL... Scored six points off the bench 1/18 vs. GSW... Played a season high 30 minutes, recording a season high five rebounds 1/15 vs. HOU... Notched 12 points on 4-5 3PT FG at DAL on 1/11... Scored 11 points on 3-4 from the field (all three-pointers) 12/27 vs. DEN... Scored two points and grabbed two rebounds 12/17 at GSW... Recorded one rebound 12/6 vs. OKC... Made 2013-14 debut, playing one minute vs. DAL 12/4... INACTIVE – 14 games left foot injury. DNP – CD – 21 times.

**Professional:** In 98 career appearances (9 starts), Miller averages 3.3 points, 1.3 rebounds, and 0.9 assists, while shooting 42.7 % from the floor, 35.3 % from 3-point range and 84.1% from the line... **2012-13 (New Orleans):** Averaged 2.3 points per game and 1.5 rebounds per game in 52 games played in his rookie season (including two starts)... Led the team in rebounds one time... Broke out in W vs. DEN on 3/25 with career-high 16 points on 6-7 FG including 4-5 3PT FG... Played a career-high 35 minutes going 2-5 from the field scoring four points, grabbing five boards and dishing three assists... Poured in a career night off the bench to power a New Orleans win vs. POR on 3/10 with eight points, five assists and three boards... Scored five points on 2-6 from the floor at OKC on 2/27... Was activated on 1/27 and dressed for the 1/27 win at MEM... Was inactivated on 12/29 and sent to the Iowa Energy of the NBA Developmental League on 12/31... Tallied a career-high in assists (3) and minutes played (27) on 12/7 vs. MEM... Tallied new career highs (or tied) for points (7), FGM and FGA (2-4), FTM and FTA (2-2), offensive, defensive and total rebounds (2-6-8), assists (2) and minutes with 26 in the L at DEN on 11/25. Finished with four points, two assists and one rebound 11/16 vs. OKC... Recorded a career-high six points in 11/9 matchup vs. CHA.

**College (University of Kentucky 2008-12):** The 2012 SEC Sixth-Man of the Year... Set a UK record for career games played (152)... Ranks 10th on UK's all-time three-point field goals list with 175... scored 1,248 points, ranking 34th all-time... Senior (2011-12): Averaged 9.9 points, 2.8 rebounds and 2.1 assists in 26.1 minutes per game in helping UK win a national title... earned SEC Sixth-Man of the Year... Junior (2010-11): Started 37-of-38 games, averaging 10.9 points and 4.6 rebounds... Shot 44.3% from three and hit a three-pointer in 36-of-38 games... Sophomore (2009-10): Started 32-of-38 games, averaging 6.5 points in 21.2 minutes per game... Scored a season-high 20 points (7-9 FGs) with a team-leading nine rebounds vs. Wake Forest in the NCAA Second Round... Posted 18 points, including four three-pointers, vs. Arkansas... Freshman (2008-09): Averaged 5.3 points in 21.2 minutes... In the last nine games, averaged 8.1 points.


**Personal:** Played for U.S. at the 2011 World University Games in China and averaged 5.6 points and 3.6 rebounds in seven games... Selected to USA U-19 National team over the summer of 2009... Played in all nine games, earning two starts in helping lead Team USA to gold medal at U-19 World Championship in New Zealand... Led the team with 12 blocked shots, while averaging 5.0 points per game and 3.1 rebounds per game... Averaged 19.9 points per game, grabbing 7.9 boards, 3.6 assists, 2.9 steals and shooting 51 percent in his senior season... Shot 34 percent from 3-point range... Helped lead Mason County to 2008 State Championship... Named 2008 Kentucky Mr. Basketball... Scored more than 2,000 points in high school career... Ranked the seventh best small forward in the country and 38th overall by Scout.com... Averaged 20 points, nine rebounds, four assists and four blocked shots his junior season... Son of Brian and Nicole Miller.

## NBA REGULAR SEASON STATS

Season	Team	GP	MIN	FGM	FGA	FG%	FTM	FTA	FT%	OREB	DREB	TREB	AST	TO	STL	BLK	PF	PTS	PPG	RBP	APG
2012-13	NOH	52	694	44	108	0.407	8	8	1.000	8	70	78	44	23	17	12	89	118	2.3	1.5	0.8
2013-14	NOP	45	723	73	166	0.440	29	36	0.806	9	43	52	43	22	24	9	88	200	4.4	1.2	1.0
Totals	--	97	1417	117	274	0.427	37	44	0.841	17	113	130	87	45	41	21	177	318	3.3	1.3	0.9

3-Point FG: 2012-13, 22-56 (.393); 2013-14, 25-77 (.325); Total, 47-133 (.353).

# AUSTIN RIVERS - #25



**Position:** Guard  
**Years Pro:** 2  
**Height:** 6-4  
**Weight:** 200  
**Birthdate:** August 1, 1992  
**Birthplace:** Santa Monica, CA.  
**College:** Duke University  
**High School:** Winter Park HS (Winter Park, FL)

## CAREER HIGHS

<b>PTS</b>	27 vs MIN 12/12/12	<b>OREB</b>	3 vs HOU 1/15/14
<b>FGM</b>	9 vs MIN 12/12/12	<b>DREB</b>	9 @ HOU 4/12/14
<b>FGA</b>	24 @ HOU 4/12/14	<b>TREB</b>	10 @ HOU 4/12/14
<b>3FGM</b>	5 vs MIN 12/12/12	<b>ASTS</b>	9 (2 TIMES)
<b>3FGA</b>	6 (2 TIMES)	<b>STLS</b>	4 @ LAL 3/4/14
<b>FTM</b>	6 @ MIL 11/17/12	<b>BLKS</b>	1 (14 TIMES)
<b>FTA</b>	8 @ TOR 2/10/14	<b>MINS</b>	45 @ HOU 4/12/14

**Transactions:** Selected by New Orleans with the 10th overall pick in the 2012 NBA Draft.

**2013-14 Season:** Averaged 7.7 points, 2.3 assists and 1.9 rebounds per game in 69 games played (four starts)...Scored in double figures 26 times as one of the Pelicans' key bench players...Recorded 18 points and eight assists 4/16 vs. HOU... Scored eight points in 14 minutes before being ejected for fighting 4/14 vs. OKC...Scored a season high 20 points on a career high 24 field goal attempts and grabbed a career high 10 rebounds to notch the first double-double of his career 4/12 at HOU... Played a season high 40 minutes in his first start of the year 4/11 at OKC...Grabbed a season high 7 rebounds, which also tied a career high 4/9 vs. PHX...Tied a career high with nine assists 3/31 vs. SAC...Scored 16 points while taking a career high 18 field goals 3/29 at SAS...Scored in double-figures for the 20th time this season with 12 points off the bench in a win 3/28 vs. UTA...Scored 10 points off the bench 3/19 vs. TOR...Dished out a career high nine assists while scoring 14 points 3/12 vs. MEM...Scored 13 points 3/9 vs. DEN, marking the 15th time this season he has scored in double-digits...Chipped in 12 points on five-of-eight shooting to lead the Pelicans bench, and also recorded a career high with four steals in a victory 3/4 at LAL... Played 30 minutes for the second straight night while racking up a season high 19 points on 7-of-fourteen shooting...Played a season high 30 minutes 2/28 at PHX...Recorded his 11th career blocked shot, tying his career high, 2/24 vs. LAC...Poured in 14 points on 6-10 from the field 2/19 vs. NYK...Set a career high in FTA 2/10 at TOR...Tied a season high in assists with five 2/9 at BKN...Notched a season high six rebounds 2/5 vs. ATL...Tied a season high in assists with five 2/3 vs. SAS...Notched a career high in FGA with 15, en route to 15 points 1/24 at DET...Chipped in 12 points off the bench 1/21 vs. SAC...Tied a career high with three steals 1/20 at MEM...Set a career high with three offensive rebounds 1/15 vs. HOU...Had his most productive game of the season 12/15 at DEN, setting season highs in points (17), minutes (22), and 3FGM (2)...Tied a career high in steals with three 12/11 vs. DET...Scored 10 points 11/25 at SAS...Recorded a season high in assists with four 11/20 vs. UTA... Gathered a season high 12 points in just seven minutes of action 11/16 vs. PHI...Tallied season high in assists with three 11/13 at UTA...Saw his most action 11/12 at LAL recording season highs in minutes played, points, and assists...Scored three points in 13 min in season debut 11/1 at ORL...DNP-CD - 12 times...DND - 3/26 vs. LAC - Illness.

**Professional:** In 130 career appearances (30 starts), Rivers averages 7.0 points, 1.8 rebounds, and 2.2 assists, while shooting 39.0% from the floor, 34.6% from 3-point range and 60.1% from the line...**2012-13 (New Orleans):** Averaged 6.2 points, 2.1 assists and 1.8 rebounds per game in 61 games played his rookie season (including 26 starts)...Led the team in points twice and assists once...Poured in 10 pts on 5-6 FG and two rebounds vs. LAL on 3/6... Made the start on 2/11 at DET, scoring seven points...Poured in nine points and grabbed two rebounds at LAL 1/29...Grabbed a career-high seven rebounds on 12/22 vs. IND...Made a career-high nine field goals and five three-pointers to record his best point total of his career (27) on 12/14 vs. MIN...Recorded a career-high in minutes played (38) on 12/12 at OKC...Finished with 11 points, five rebounds and three assists 12/11 vs. WAS...Scored a career-high 15 points on 7-13 shooting on 12/7 vs. MEM...Tied a career-high, grabbing four defensive rebounds on 12/3 vs. MIL...Tied a career-high with five field goals and 14 points in the 11/26 win at LAC... Scored a career-high 14 points, shooting 5-10 from the field on 11/20 vs. NYK...Recorded double-digits for the first time this season 11/14 at HOU with 10 points, while adding three rebounds, two assists and one steal...Scored nine points while adding three rebounds, three steals, two assists and one block 11/3 at CHI...Totaled seven points, two assists and one rebound on opening night 10/31 vs. SAS. Missed final 20 games of the season due to a fractured right hand suffered on 3/6 vs. LAL.

**College (Duke University 2011-12):** Averaged a team-high 15.5 points to join Johnny Dawkins (1983) and Bill Sapp (1945) as the only freshmen to lead Duke in scoring...Became just the seventh freshman in ACC history to collect First Team All-Conference recognition...In the Duke freshman record books, ranks in the top five in seven categories: points (527, 3rd); points per game (15.5, 3rd); free throws (121, 1st) and attempts (184, 1st), three-pointers (58, 5th), double-figure scoring games (30, 1-3rd) and 20-point games (eighth, 1-5th)...A First Team All-ACC selection and NABC Third Team All-American...Scored 20 or more points eight times...Recorded double-digit points in 30 of 34 games...Finished with 19 points, four rebounds and one assist in first round NCAA Tournament loss to Lehigh...Posted a season-high 29 points and hit game-winning three-pointer to top No. 5 UNC, 85-84, on the road...Shot 9-of-16 from the field, including 6-of-10 from three-point range, and added five rebounds...Also notched 23 points in overtime win over Virginia Tech, converting 11-of-17 free throws...Collected 18 points on 7-of-11 shooting against the Hokies earlier in the year...Registered 22 points on 8-of-18 shooting in a road loss to No. 2 Ohio State...Posted 18 points on 6-of-13 shooting vs. Washington in 25 minutes of action...Contributed 20 points and season-high nine rebounds in 43 minutes during an overtime loss to Miami (FL)...Scored 15 points to go along with season-highs of six assists and three steals 11/12 vs. Presbyterian.

**Personal:** Four-year letter winner at Winter Park High School under head coach David Bailey...Led the team to a 109-18 record in his career and finished second in Central Florida high school history with 2,957 points...Led Winter Park High to a 28-5 record with averages of 29.2 points, 6.1 rebounds, 2.2 assists and 2.0 steals as a senior...Earned National Player of the Year honors by Naismith, Morgan Wootten, Parade, USA Today and MaxPreps...Named 2011 Gatorade Florida Player of the Year... Played in the 2011 McDonald's All-America game, leading the West with 14 points.

## NBA REGULAR SEASON STATS

Season	Team	GP	MIN	FGM	FGA	FG%	FTM	FTA	FT%	OREB	DREB	TREB	AST	TO	STL	BLK	PF	PTS	PPG	RBP	APG
2012-13	NOH	61	1418	145	390	0.372	59	108	0.546	16	93	109	127	74	26	9	122	377	6.2	1.8	2.1
2013-14	NOP	69	1339	192	474	0.405	110	173	0.636	26	103	129	160	77	45	9	134	530	7.7	1.9	2.3
<b>Totals</b>	--	<b>130</b>	<b>2757</b>	<b>337</b>	<b>864</b>	<b>0.390</b>	<b>169</b>	<b>281</b>	<b>0.601</b>	<b>42</b>	<b>196</b>	<b>238</b>	<b>187</b>	<b>151</b>	<b>71</b>	<b>18</b>	<b>256</b>	<b>907</b>	<b>7.0</b>	<b>1.8</b>	<b>2.2</b>

**3-Point FG:** 2012-13, 28-86 (.326). 2013-14, 36-99 (.364). Totals: 64-185 (.346).

JOHN SALMONS - #15



Position: Forward
Years Pro: 12
Height: 6-6
Weight: 207
Birthdate: December 12, 1979
Birthplace: Philadelphia, PA
College: Miami (FL)
High School: Plymouth-Whitemarsh (PA) High School

CAREER HIGHS

Table with 4 columns: PTS, FGM, FGA, 3FGM, 3FGA, FTM, FTA, OREB, DREB, TREB, ASTS, STL, BLKS, MINS. Values include 38 (2 TIMES) PTS, 14 (2 TIMES) FGM, 24 @ MIA 3/9/09 FGA, 6 @ NOH 2/24/13 3FGM, 11 vs CHA 4/11/09 3FGA, 12 vs NJN 11/26/08 FTM, 16 vs NJN 11/26/08 FTA, 6 vs PHX 1/31/06 OREB, 11 (3 TIMES) DREB, 14 @ GSW 3/31/12 TREB, 12 (2 TIMES) ASTS, 6 (2 TIMES) STL, 3 (3 TIMES) BLKS, 57 @ GSW 1/14/09 MINS.

Transactions: Selected by San Antonio out of the University of Miami with the 26th overall pick in the 2002 NBA Draft... Traded by San Antonio with Mark Bryant and Randy Holcomb to Philadelphia in exchange for Speedy Claxton June 26, 2002...

2013-14 Season: Averaged 5.8 points and 2.6 rebounds in 18 games (eight starts) with the Sacramento Kings before being traded to the Toronto Raptors on December 9, 2013... Salmons appeared in 60 games for Toronto and also appeared in six of the team's seven playoff matchups with the Brooklyn Nets...

Professional: In 874 career appearances (429 starts) for Philadelphia, Sacramento, Chicago, Milwaukee, and Toronto, Salmons averages 9.4 points, 3.0 rebounds, and 2.5 assists, while shooting 43.2% from the floor, 36.6% from 3-point range and 80.0% from the line... 2012-13 Season (SAC): Averaged 8.8 ppg (39.9 FG%, 37.1 3pt%, 77.3 FT%), 2.7 rpg, 3.0 apg, and 30.0 mpg in 76 games (reserve in 4)...

22 times and steals 17 times ... Recorded 10 or more points in a team-high 50 games, 20 or more points in 15 games and 30 or more points twice... 2009-10 Season (CHI/MIL): Split the season with Chicago (51 games) and Milwaukee (30 games) and averaged 15.4 ppg (44.1 FG%, 38.2 3pt%, 83.0 FT%), 3.3 rpg, 2.8 apg, and 1.2 spg ... Led Milwaukee in scoring in 16 of his 30 games with the team ... Scored in double-figures in 27 of his 30 games ... Bucks went 22-8 with him in the lineup... 2008-09 Season (SAC/CHI): Appeared in a total of 79 games with Sacramento and Chicago (74 starts) ... Averaged 18.3 ppg (47.2 FG%, 41.7 3pt%, 83.0 FT%), 4.2 rpg, 3.2 apg, 1.1 spg in 37.5 mpg (17th in the NBA) ... As a Bull, he led the team in scoring six times and in assists twice ... Recorded 23 games with 10 or more points, 11 games with 20 or more points and two games with 30 or more points... 2007-08 Season (SAC): Averaged 12.5 ppg (47.7 FG%, 32.5 3pt%, 82.3 FT%), 4.3 rpg, 2.6 apg, 1.2 spg, and 31.1 mpg in 81 games (started 41) for Sacramento ... Accrued averages of 17.5 ppg (49.7 FG%, 38.5 3pt%, 81.1 FT%), 5.4 rpg, 3.5 apg, and 1.6 spg as a starter... Led the Kings in scoring in 11 contests, in rebounding six times, and assists in 13 games... 2006-07 Season (SAC): Averaged 8.5 ppg (45.6 FG%, 35.7 3pt%, 77.9 FT%), 3.3 rpg, 3.2 apg, and 27.0 mpg in 79 games (19 starts) with the Kings... 2005-06 Season (PHI): Posted 7.5 ppg (42.0 FG%, 29.9 3pt%, 77.5 FT%), 2.7 rpg and 2.7 apg in 25.1 mpg and played in all 82 games (24 starts) for the Sixers ... As a starter, averaged 9.5 ppg, 3.4 rpg, 4.0 apg, and 32.1 mpg... Totaled three double-doubles and scored 10-plus points 31 times... 2004-05 Season (PHI): Played in 58 games (eight starts) and averaged 4.1 ppg (40.5 FG%, 34.1 3pt%, 72.9 FT%), 2.1 rpg and 2.0 apg in 17.1 mpg... 2003-04 Season (PHI): In his sophomore campaign, posted 5.8 ppg (38.7 FG%, 34.0 3pt%, 77.2 FT%), 2.5 rpg, 1.7 apg and 20.8 mpg in 77 games (24 starts) ... Scored 20 or more points three times... 2002-03 Season (PHI): Played in 64 games (one start) as a rookie averaging 2.1 ppg (.414 FG%, .323 3pt%, .743 FT%), making his NBA debut vs. ORL on 10/29/02 ... Made first career start vs. Phoenix on 12/13/02, scored six points to go with six rebounds and four assists in 23 minutes ... Named the Most Outstanding Player of the 2003 Reebok Pro Summer League in Boston.

College (Miami 2004-08): Averaged 10.4 ppg, 5.5 rpg, 3.5 apg, 1.6 spg and 30.8 mpg in 124 games for the University of Miami ... Salmons ended his career in Coral Gables with a 46.6% field goal percentage, while shooting 32.1% from three-point range and 80.5% from the free throw line... Led the Hurricanes to an 86-39 (.688) record during his career, marking the most victories over a four-year period in school history ... Started 107 consecutive games, the second-longest streak in Hurricane history (Kevin Norris, 108) ... Tied teammate Elton Tyler for first on Miami's games played list... Was the first Miami player to surpass 1,000 career points (1,287), 600 rebounds (687), 400 assists (433), and 150 steals (192)... Recorded at least 50 steals in three straight seasons (1999-02), the only UM player with that distinction... Awarded the Big East Sportsmanship Award, earned Second-Team All-Big East honors and was a Second-Team All-District 6 selection as a senior (2001-02).


Personal: Full name is John Rashad Salmons... He and his wife Tanesha have a son, Josiah and a daughter, Saria... Majored in criminology/sociology at Miami... Served as the Honorary Commissioner for three seasons of the Sixers Neighborhood Basketball League (SNBL)... Had his No. 45 prep jersey retired by his alma mater, Plymouth-Whitemarsh High School, in 2002... Cites the Bible as his favorite book.

NBA REGULAR SEASON STATS table with columns: Season, Team, GP, MIN, FGM, FGA, FG%, FTM, FTA, FT%, OREB, DREB, TREB, AST, TO, STL, BLK, PF, PTS, PPG, RBP, APG. Rows include seasons from 2002-03 to 2013-14 and a Totals row.

POST SEASON STATS table with columns: Season, Team, GP, MIN, FGM, FGA, FG%, FTM, FTA, FT%, OREB, DREB, TREB, AST, TO, STL, BLK, PF, PTS, PPG, RBP, APG. Rows include seasons 2002-03, 2004-05, 2008-09, 2009-10, 2013-14 and a Totals row.



# RUSS SMITH - #9



**Position:** Guard  
**Years Pro:** R  
**Height:** 6-0  
**Weight:** 165  
**Birthdate:** April 19, 1991  
**Birthplace:** Brooklyn, NY  
**College:** Louisville  
**High School:** Archbishop Molloy HS (Randolph, WI)

**CAREER HIGHS**

PTS	N/A	OREB	N/A
FGM	N/A	DREB	N/A
FGA	N/A	TREB	N/A
3FGM	N/A	ASTS	N/A
3FGA	N/A	STLS	N/A
FTM	N/A	BLKS	N/A
FTA	N/A	MINS	N/A


**Transactions:** Drafted 47th overall in the 2014 draft by the Philadelphia 76ers...Traded to the New Orleans Pelicans on draft night for Pierre Jackson.

**College (University of Louisville 2010-14):** Spent four years at the University of Louisville, becoming the only player in program history with at least 1,800 points, 350 assists and 250 steals...Over the course of his career, he led the Cardinals to two Big East Tournament titles, the American Athletic Conference Tournament title, two NCAA Final Fours and a school-record 35 wins in 2012-13 en route to the NCAA Championship...In his senior campaign, the unanimous all-AAC first team member averaged 18.2 points, 4.6 assists and 2.0 steals on his way to being named a consensus All-American...He guided Louisville to the AAC Championship and garnered AAC Championship Most Outstanding Player honors by averaging 25.7 points, 3.7 assists and 2.7 steals in the tournament...As a junior, Smith helped Louisville win an NCAA Championship and earned All-Big East First Team accolades with averages of 18.7 points, 2.9 assists and 2.1 steals. He averaged 22.3 points and 2.5 steals per game in the Cardinals' six NCAA Tournament contests...Over the course of four seasons, Smith appeared in 133 games and averaged 14.3 points, 2.8 assists and 1.9 steals...He completed his career as the school's all-time steals leader (256) and finished second in free throws (488).

**Personal:** Son of Paulette O'Neal and Russel Smith...Has three younger siblings (Savannah, April and Reece)...Majored in communications at Louisville...Favorite basketball players are Tracy McGrady and Allen Iverson...Enjoys playing video games in his spare time...Scored 27 points in the 2009 Jordan Brand Classic Regional Game at Madison Square Garden on April 18, helping the City team beat the Suburban team 129-120 to earn co-MVP honors.



# D.J. STEPHENS - #24



**Position:** Guard  
**Years Pro:** 1  
**Height:** 6-5  
**Weight:** 188  
**Birthdate:** December 19, 1990  
**Birthplace:** Killeen, TX  
**College:** Memphis  
**High School:** Harker Heights H.S. (Harker Heights, TX)

## CAREER HIGHS

<b>PTS</b>	5 vs. MIA 3/29/14	<b>OREB</b>	1 vs. MIA 3/29/14
<b>FGM</b>	2 vs. MIA 3/29/14	<b>DREB</b>	3 vs. MIA 3/29/14
<b>FGA</b>	5 vs. MIA 3/29/14	<b>TREB</b>	4 vs. MIA 3/29/14
<b>3FGM</b>	N/A	<b>ASTS</b>	N/A
<b>3FGA</b>	N/A	<b>STLS</b>	N/A
<b>FTM</b>	1 vs. MIA 3/29/14	<b>BLKS</b>	N/A
<b>FTA</b>	1 vs. MIA 3/29/14	<b>MINS</b>	12 vs. MIA 3/29/14

**Transactions:** Undrafted in 2013...Signed 10-day contract with MIL 3/26/14.

**2013-14 Season:** Began rookie campaign with Ilysiakos B.C. (Greece), posting averages of 10.5 points, 8.3 rebounds and 2.7 blocks in 12 games...Appeared in three games for MIL, averaging 2.3 points and 1.7 rebounds...Appeared in seven games for Anadolu Efes (Turkey), averaging 5.0 points and 2.4 rebounds.

**College (University of Memphis 2009-13):** 2012-13 (Senior) Appeared in 26 games, averaging 7.7 points, 6.6 rebounds and 2.8 blocks...Helped Tigers to Conference-USA regular season and tournament championship...Earned Conference-USA All Defensive Team, All-Conference-USA 3rd Team and All-Conference-USA Defensive Player of the Year honors...2011-12 (Junior) Appeared in 28 games, averaging 2.4 points and 1.8 rebounds...Helped Memphis win Conference-USA regular season and tournament championship...2010-11 (Sophomore) Appeared in 32 games, averaging 3.5 points and 2.6 rebounds...Helped Tigers win Conference-USA tournament championship...2009-10 (Freshman) Appeared in 33 games, averaging 1.8 points and 1.9 rebounds.

**Personal:** At NBA Draft Combine in 2013, set records for highest standing vertical leap (40 inches) and the highest running vertical leap (46 inches)...Stephens is the son of Will Stephens and Dorothea Love...He and his fiancé, Stacie Payne, have one daughter together.

## JEFF WITHEY - #5



**Position:** Center  
**Years Pro:** 1  
**Height:** 7-0  
**Weight:** 235  
**Birthdate:** March 7, 1990  
**Birthplace:** San Diego, CA  
**College:** University of Kansas  
**High School:** Horizon HS (San Diego, CA)

## CAREER HIGHS

**PTS** 17 vs PHX 4/9/14      **OREB** 4 (3 TIMES)  
**FGM** 7 vs PHX 4/9/14      **DREB** 7 vs SAC 3/31/14  
**FGA** 12 @ OKC 4/11/14      **TREB** 7 vs SAC 3/31/14  
**3FGM** ---      **ASTS** 3 (2 TIMES)  
**3FGA** 1 vs LAC 3/26/14      **STLS** 2 (2 TIMES)  
**FTM** 5 (2 TIMES)      **BLKS** 5 (2 TIMES)  
**FTA** 6 (3 TIMES)      **MINs** 33 vs OKC 4/14/14

**Transactions:** Selected 39th overall by the Portland Trailblazers in the 2013 NBA Draft...Acquired July 10, 2013 by New Orleans from Portland along with Tyreke Evans from Sacramento in a three team trade in exchange for Greivis Vasquez (to Sacramento) and Robin Lopez (to Portland).

**2013-14 Season:** Averaged 3.3 points per game, 2.6 rebounds per game, and 0.9 blocks per game in 58 contests his rookie season (including four starts) while shooting 53.5 % from the floor and 71.2% from the foul stripe...Scored in double-figures three times and tallied 2+ blocks 11 times...Tied a season/career high with five blocks 4/16 vs. HOU...Logged a career high 33 minutes, recording eight points, six boards, and four blocks 4/14 vs. OKC...Notched his career best scoring night, scoring a team-leading 17 points on 7-10 from the field – all career highs...Scored 13 points on 4-5 from the field while grabbing five boards and blocking four shots 4/2 at DEN...Set a career high in rebounds (7) and blocks (5) in his 50th NBA game 3/31 vs. SAC...Scored nine points and grabbed four boards in his first career start 3/19 vs. TOR...Set a career high in minutes with 29 and assists with three 3/16 vs. BOS...Tied career highs in steals and assists with two apiece 3/9 vs. DEN...Set a career high in rebounds on his 24th birthday with eight 3/7 vs. MIL...Matched a career high in blocks with three 3/3 at SAC...Tied a career high in offensive rebounds with four 2/24 vs. LAC...Tied a career high in rebounds with six 2/9 at BKN...Notched a career high in blocks with three 1/29 at MIN...Recorded a career high six rebounds in a winning effort 1/26 vs. ORL...Tied a career high with five rebounds 1/24 at DET...Had a career night 1/21 vs. SAC, notching career highs in points (14), FGM (five), FGA (six), assists (two), and steals (two), while playing another career high 27 minutes...Recorded a career high two blocks 1/20 at MEM...Grabbed a career high three defensive rebounds 1/10 vs. DAL...Scored four points in two minutes 1/1 at MIN...Scored on his only field goal attempt 12/17 at GSW...Grabbed three offensive boards 12/6 vs. OKC...Set career high in defensive rebounds (two) 11/13 at UTA...Set career highs with nine points, five rebounds, and one block 11/12 at LAL while also recording four offensive rebounds...Played two minutes in first Pelicans win 11/2 vs. CHA...Scored two points in five minutes of action while making NBA career debut 11/1 at ORL...DNP – CD – 22 times...Inactive – 2 times.

**College (University of Kansas 2009-13):** KU and Big 12 career blocked shots leader ending his Jayhawk tenure with 312 all-time blocks...Broke his own Kansas and Big 12 single-season blocked shots record with 146 blocks in 2012-13...The 2012 and 2013 Big 12 Defensive Player of the Year and 2013 NABC Co-Defensive Player of the Year...Senior (2012-13): Led the Big 12 with 3.95 blocked shots per game, ranking second nationally and setting the KU and conference per game average season record...Voted as NABC Co-Defensive Player of the Year...Paced Kansas in rebounding at 8.5 boards per game while posting a 13.7 scoring average...Named Big 12 Defensive Player of the Year and All-Big 12 First Team by the coaches and media...Selected Second Team All-America by the NABC and Sporting News, Third Team by the AP and NABC, and to the Lute Olson All-American...Named to the Wooden Award Ballot and a top-14 finalist for USBWA Oscar Robertson Player of the Year...The Big 12 Championship Most Outstanding Player and an All-Big 12 Tournament team honoree...Also earned Big 12 All-Defensive Team and USBWA All-District VI...A three-time Big 12 Player of the Week selection in 2012-13...Recorded a triple-double vs. San Jose State with 16 points, 12 rebounds and a school-record 12 blocks...Junior (2011-12): A starter in all 39 games for the Jayhawks...Named Big 12 Defensive Player of the Year...Averaged 9.0 points, 6.3 rebounds and 3.6 blocks in 24.8 minutes per game...Led the Big 12 in blocks and ranked in the top 10 nationally...Set an NCAA Tournament record for most blocks in a single tournament with 31 rejections and was named to the Midwest Region All-Tournament Team...Selected Big 12 All-Defen-

sive Team and All-Big 12 Third Team by the coaches...Scored a career-high 25 points at Baylor and pulled down a career-high 20 rebounds vs. Oklahoma State...Tabbed Oscar Robertson (USBWA) National Player of the Week and Big 12 Player of the Week after his performances against Baylor and OSU...Played 32 minutes in the National Championship vs. Kentucky and had five points, seven rebounds, four blocked shots and two steals...Sophomore (2010-11): Scored 2.3 points and collected 1.8 rebounds in 6.2 minutes per game for the Jayhawks, playing 10 or more minutes in six contests...Shot 64.7 percent on 22-of-34 shooting...Freshman (2011-12): Appeared in 15 games and averaged 1.3 points...Became eligible following the fall semester due to transfer rules...Transferred from Arizona after head coach Lute Olson resigned in October.

**Personal:** Brother, Chris, is a firefighter in San Diego... Sister, Michelle, is a physical therapist...Mother, Debbie, and Father, Mike, reside in San Diego...Lists Paul Pierce as his favorite Jayhawk to watch.

## NBA REGULAR SEASON STATS

Season	Team	GP	MIN	FGM	FGA	FG%	FTM	FTA	FT%	OREB	DREB	TREB	AST	TO	STL	BLK	PF	PTS	PPG	RBP	APG
2013-14	NOP	58	684	69	129	0.535	52	73	0.712	49	101	150	26	20	15	50	73	190	3.3	2.6	0.4
<b>Totals</b>	--	<b>58</b>	<b>684</b>	<b>69</b>	<b>129</b>	<b>0.535</b>	<b>52</b>	<b>73</b>	<b>0.712</b>	<b>49</b>	<b>101</b>	<b>150</b>	<b>26</b>	<b>20</b>	<b>15</b>	<b>50</b>	<b>73</b>	<b>190</b>	<b>3.3</b>	<b>2.6</b>	<b>0.4</b>

3-Point FG: 2013-14, 0-1 (.000); Totals: 0-1 (.000).

# PATRIC YOUNG - #4



**Position:** Center-Forward  
**Years Pro:** R  
**Height:** 6-9  
**Weight:** 240  
**Birthdate:** February 1, 1992  
**Birthplace:** Jacksonville, FL  
**College:** University of Florida  
**High School:** Providence School of Jacksonville

**CAREER HIGHS**

PTS	N/A	OREB	N/A
FGM	N/A	DREB	N/A
FGA	N/A	TREB	N/A
3FGM	N/A	ASTS	N/A
3FGA	N/A	STLS	N/A
FTM	N/A	BLKS	N/A
FTA	N/A	MINS	N/A

**Transactions:** Undrafted in the 2014 NBA Draft...Signed as a free agent by the New Orleans Pelicans on July 24, 2014.

**College (University of Florida 2010-14):** The former Gator helped guide the school to three SEC Championships during his four-year tenure and an appearance in the Final Four in his senior season...He never missed a contest over four years and became only the second Florida player to appear in 150 games...With a career field goal percentage of 57.7% and 160 total blocks, Young is on the top-ten career list in both categories at Florida...Garnered many awards as a senior, including NABC Pete Newell Big Man of the Year, AP and Senior CLASS All-American, CoSIDA Academic All-American and SEC Defensive Player of the Year...The league's first three-time winner of the SEC Scholar Athlete of the Year honor, earning the recognition in 2012, 2013 and 2014. Also a three-time member of the SEC Academic Honor Roll in 2012, 2013 and 2014...Finished in the top 10 in career blocked shots, field goal percentage, minutes, games started and dunks...His 58 blocks as a junior ranks top 10 in a single-season at the University of Florida.

**Personal:** Competed for the USA in the 2011 U19 FIBA World Championships and the 2010 USA Basketball U18 National Team that captured gold at the 2010 FIBA Americas U18 Championship in San Antonio, Texas... Helped the 2010 USA Junior National Select Team defeat the World Select Team in the 2010 Nike Hoop Summit.

# 2013-2014





New Orleans - Team Highs & Lows

Highs		Lows	
Total Points	135 vs. PHI 16-Nov	76	at LAC 1-Mar
Field Goals Made	52 vs. PHI 16-Nov	28	at LAC 1-Mar
Field Goals Att.	113* at CHI 2-Dec	67	vs. TOR 19-Mar
Field Goal %	0.605 vs. PHI 16-Nov	0.329	at LAC 1-Mar
3-Pt. Field Goals Made	13 vs. PHI 16-Nov	2	6 times
3-Pt. Field Goals Att.	29 vs. OKC 14-Apr	6	at BOS 3-Jan
Free Throws Made	35 2 times	6	at HOU 28-Dec
Free Throws Att.	45 at DEN 2-Apr	8	at HOU 28-Dec
Free Throw %	1.000 vs. MEM 12-Mar	0.421	at DAL 26-Feb
Offensive Rebounds	22*** at CHI 2-Dec	3	vs. SAC 31-Mar
Defense Rebounds	39* vs. BKN 24-Mar	22	2 times
Total Rebounds	58 vs. DAL 4-Dec	30	2 times
Assists	31 vs. MIL 7-Mar	12	at MIN 29-Jan
Steals	15 at BKN 9-Feb	2	2 times
Turnovers	24* vs. DEN 9-Mar	6	2 times
Blocked Shots	18 vs. CHA 2-Nov	1	2 times
1st Quarter Points	35 2 times	14	2 times
2nd Quarter Points	39 at HOU 12-Apr	14	at BKN 9-Feb
3rd Quarter Points	40 at DAL 11-Jan	12	at IND 4-Jan
4th Quarter Points	42 at ATL 21-Apr	13*	vs. DET 11-Dec
1st Half Points	67 2 times	28	at BKN 9-Feb
2nd Half Points	70 at DAL 11-Jan	31	vs. MEM 12-Mar
2nd Half Points w/ OT Points	81*** at CHI 2-Dec	54*	vs. DET 11-Dec
Overtime Points	28*** at CHI 2-Dec	9*	vs. BOS 16-Mar

\*Denotes Number of Overtime Periods

Opponents - Team Highs & Lows

Highs		Lows	
Total Points	137 at DEN 2-Apr	79	vs. CHI 1-Feb
Field Goals Made	52 at DEN 2-Apr	27	vs. CHI 1-Feb
Field Goals Att.	101* at CHI 2-Dec	64	at UTA 4-Apr
Field Goal %	0.565 at DEN 2-Apr	0.348	at BOS 3-Jan
3-Pt. Field Goals Made	16 vs. LAC 24-Feb	1	at SAC 3-Mar
3-Pt. Field Goals Att.	40* vs. BKN 24-Mar	7	at SAC 3-Mar
Free Throws Made	39 at DAL 11-Jan	7	vs. PHX 9-Apr
Free Throws Att.	45 at DAL 11-Jan	10	vs. PHX 9-Apr
Free Throw %	0.941 at DAL 26-Feb	0.429	at PHI 29-Nov
Offensive Rebounds	22 2 times	3	vs. SAS 13-Jan
Defense Rebounds	44 at LAL 12-Nov	19	at LAL 4-Mar
Total Rebounds	58 at GSW 17-Dec	29	at MEM 6-Nov
Assists	34 3 times	13	vs. CHA 2-Nov
Steals	15 at DAL 26-Feb	2	2 times
Turnovers	27 vs. DEN 9-Mar	7	3 times
Blocked Shots	14 vs. HOU 15-Jan	2	6 times
1st Quarter Points	40 at DEN 2-Apr	14	vs. IND 30-Oct
2nd Quarter Points	39* vs. BOS 16-Mar	15	at CLE 28-Jan
3rd Quarter Points	42 at DAL 11-Jan	11	vs. MEM 13-Dec
4th Quarter Points	40 at LAL 4-Mar	15	vs. WAS 8-Jan
1st Half Points	71 at DEN 2-Apr	36	vs. IND 30-Oct
2nd Half Points	74 at LAL 4-Mar	37	vs. LAL 8-Nov
2nd Half Points w/OT Points	72 at CHI 2-Dec	46	vs. BKN 24-Mar
Overtime Points	25 at CHI 2-Dec	6	vs. BKN 24-Mar

\*. Denotes Number of Overtime Periods

New Orleans - Individual Highs

Total Points	41	Tyreke Evans	vs. OKC	14-Apr
Minutes	57***	Ryan Anderson	at CHI	2-Dec
Field Goals Made	15	Anthony Davis	vs. POR	14-Mar
Field Goals Attempted	28	Jrue Holiday	vs. POR	30-Dec
3-Point Field Goals Made	7	Ryan Anderson		2 times
3-Point Field Goals Attempted	12*	Ryan Anderson	vs. DET	11-Dec
Free Throws Made	12	Davis/Evans		6 times
Free Throws Attempted	16	Davis/Evans		2 times
Offensive Rebounds	9	Anthony Davis	vs. CLE	22-Nov
Defensive Rebounds	16	Aminu/Smith/Davis		3 times
Total Rebounds	21	Anthony Davis	vs. BOS	16-Mar
Assists	15	Tyreke Evans	vs. UTA	28-Mar
Steals	6	Anthony Davis	vs. CHA	2-Nov
Turnovers	8	Eric Gordon	at DAL	11-Jan
Blocked Shots	9	Anthony Davis	at PHI	16-Nov

\*Denotes Number of Overtime Periods

Opponents - Individual Highs

Total Points	42	Carmelo Anthony	vs. NYK	19-Feb
Minutes	56***	Luol Deng	at CHI	2-Dec
Field Goals Made	16	Gay/Anthony		2 times
Field Goals Attempted	30	Al Jefferson	at CHA	21-Feb
3-Point Field Goals Made	7	Jamal Crawford	vs. LAC	24-Feb
3-Point Field Goals Attempted	15	Jamal Crawford	vs. LAC	26-Mar
Free Throws Made	15	Dirk Nowitzki	at DAL	11-Jan
Free Throws Attempted	17	Cousins/Love		2 times
Offensive Rebounds	10	Randolph/Drummond		2 times
Defensive Rebounds	15	Jordan/Love/Batum		3 times
Total Rebounds	20	Jordan/Randolph/Drummond		3 times
Assists	14	Rajon Rondo	vs. BOS	16-Mar
Steals	6*	Brandon Jennings	vs. DET	11-Dec
Turnovers	8	Lawson/Howard		2 times
Blocked Shots	8	Serge Ibaka	at OKC	11-Apr

\*Denotes Number of Overtime Periods



2013-14 SEASON

PLAYER	MINUTES	FIELD GOALS	FREE THROWS	OFFENSIVE	- REBOUNDS - DEFENSIVE	TOTAL	ASSISTS	STEALS	TURNOVERS	BLOCKED SHOTS	POINTS
ALEXIS AJINCA -----	33C APR. 12 at Hou.	7C(3) APR. 12 at Hou.	7C JAN. 4 at Ind.	6C FEB. 24 vs LA-C	8T FEB. 12 vs LA-C	12C FEB. 24 vs LA-C	3T(3) MAR. 28 at Uah.	2T(4) APR. 6 at Port.	3T(7) MAR. 28 vs Utah	3C(5) APR. 16 vs Hou.	19C FEB. 24 vs LA-C
AL-FAROUQ AMINU -----	45 MAR. 22 vs Miami	8T(2) JAN. 29 at Minn.	6 APR. 12 at Hou.	6 DEC. 11 vs Det.	16C DEC. 4 vs Dall.	20T DEC. 4 vs Dall.	6T MAR. 26 vs LA-C	4T NOV. 25 at S.A.	4(2) APR. 9 vs Phoe.	3(2) JAN. 8 vs Wash.	19 MAR. 19 vs Tor.
LOU AMUNDSON -----	19 DEC. 15 at Den.	3 DEC. 13 vs Mem.	1(6) DEC. 17 at G.S.	5 DEC. 15 at Den.	4(2) DEC. 17 at G.S.	8 DEC. 15 at Den.	2(2) DEC. 17 at G.S.	2(3) DEC. 17 at G.S.	3 DEC. 17 at G.S.	2(2) DEC. 2 at Chi.	7 DEC. 13 vs Mem.
RYAN ANDERSON -----	57C DEC. 2 at Chi.	12 DEC. 2 at Chi.	7(2) DEC. 17 at G.S.	7 DEC. 4 vs Dall.	8(2) DEC. 28 at Hou.	14 DEC. 4 vs Dall.	2(5) JAN. 1 at Minn.	2(2) DEC. 15 at Den.	2(5) DEC. 23 at Sac.	1(7) DEC. 30 vs Port.	36C DEC. 2 at Chi.
LUKE BABBITT -----	34 APR. 12 at Hou.	8C APR. 12 at Hou.	4T APR. 12 at Hou.	3T FEB. 7 vs Minn.	6 APR. 16 vs Hou.	8 APR. 16 vs Hou.	5C APR. 11 at OKC.	2T MAR. 28 vs Utah	3T APR. 12 at Hou.	3C FEB. 10 at Tor.	24C APR. 12 at Hou.
ANTHONY DAVIS -----	48C MAR. 16 vs Bos.	15C MAR. 14 vs Port.	12C(5) MAR. 31 vs Sac.	9C NOV. 22 vs Clev.	16C MAR. 16 vs Bos.	21C MAR. 16 vs Bos.	5C MAR. 7 vs Milw.	6C NOV. 2 vs Cha.	5T(2) MAR. 3 vs S.A.	9C NOV. 16 vs Phil.	40C MAR. 16 vs Bos.
MELVIN ELY -----	17 APR. 16 vs Hou.	2 APR. 16 vs Hou.	0	0	1 APR. 14 vs OKC.	1 APR. 14 vs OKC.	0	0	0	1 APR. 16 vs Hou.	4 APR. 16 vs Hou.
TYREKE EVANS -----	43(2) MAR. 24 vs Brk.	14T APR. 14 vs OKC.	12 APR. 14 vs OKC.	4T(2) DEC. 18 at LA-C	9 DEC. 18 at LA-C	13C DEC. 18 at LA-C	15C MAR. 28 vs Utah	4(4) MAR. 21 at Atl.	7(2) APR. 4 at Utah	2 DEC. 30 vs Port.	41C APR. 14 vs OKC.
ERIC GORDON -----	45 DEC. 2 at Chi.	11(2) JAN. 15 vs Hou.	7(5) FEB. 19 vs N.Y.	2(8) MAR. 1 at LA-C	7C JAN. 28 at Clev.	7(2) JAN. 28 at Clev.	9 JAN. 28 at Clev.	5T NOV. 13 at Utah	8C JAN. 11 at Dall.	2 NOV. 2 vs Cha.	35 JAN. 15 vs Hou.
JRUE HOLIDAY -----	49C DEC. 2 at Chi.	14 DEC. 30 vs Port.	6 OCT. 30 vs Ind.	4T(2) DEC. 6 vs OKC.	7(2) DEC. 30 at S.A.	9 NOV. 25 at S.A.	13(3) DEC. 30 vs Port.	4(3) DEC. 27 vs Den.	6 NOV. 5 vs Phoe.	2T(2) NOV. 25 at S.A.	31 DEC. 30 vs Port.
DARIUS MILLER -----	37C APR. 14 vs OKC.	7C(2) APR. 11 at OKC.	5C MAR. 28 vs Utah	2T(2) APR. 16 vs Hou.	4(3) JAN. 21 vs Sac.	5 JAN. 15 vs Hou.	5T APR. 14 vs OKC.	4C APR. 14 vs OKC.	3T(3) APR. 14 vs OKC.	1(9) APR. 12 at Hou.	18C APR. 11 at OKC.
ANTHONY MORROW -----	41 APR. 12 at Hou.	9(4) APR. 12 at Hou.	7 MAR. 26 vs LA-C	3 MAR. 24 vs Brk.	6(2) APR. 12 at Hou.	6(2) APR. 12 at Hou.	5 APR. 12 at Hou.	3 MAR. 9 vs Den.	3(3) APR. 12 at Hou.	1(12) APR. 14 vs OKC.	27 MAR. 26 vs LA-C
AUSTIN RIVERS -----	45C APR. 12 at Hou.	8(2) APR. 12 at Hou.	5(2) FEB. 10 at Tor.	3C JAN. 15 vs Hou.	9C APR. 12 at Hou.	10C APR. 12 at Hou.	9C(2) MAR. 31 vs Sac.	4C MAR. 4 at LA-L	4T(4) APR. 2 at Den.	1T(9) APR. 9 vs Phoe.	20 APR. 12 at Hou.
BRIAN ROBERTS -----	39 MAR. 14 vs Port.	8C MAR. 14 vs Port.	8C MAR. 21 at Atl.	2C(3) FEB. 24 vs LA-C	5 JAN. 10 vs Dall.	7C JAN. 10 vs Dall.	9 FEB. 22 at Wash.	4C FEB. 9 at Brk.	4T(2) JAN. 28 at Clev.	1T(7) MAR. 24 vs Brk.	20T FEB. 21 at Cha.
JASON SMITH -----	47C DEC. 2 at Chi.	9 NOV. 10 at Phoe.	6 DEC. 11 vs Det.	7C DEC. 2 at Chi.	13C DEC. 11 vs Det.	16C DEC. 11 vs Det.	3(2) NOV. 10 at Phoe.	2(2) DEC. 15 at Den.	4 DEC. 15 at Den.	5T NOV. 2 vs Cha.	22(2) DEC. 11 vs Det.
JAMES SOUTHERLAND -----	10C(2) APR. 12 at Hou.	4C APR. 11 at OKC.	1C APR. 14 vs OKC.	0T	4C APR. 12 at Hou.	4C APR. 12 at Hou.	0T	1C APR. 12 at Hou.	1C APR. 12 at Hou.	1C(2) APR. 12 at Hou.	10C APR. 11 at OKC.
GREG STIEMSMA -----	33 JAN. 29 at Minn.	6T JAN. 3 at Bos.	3 JAN. 29 at Minn.	6C FEB. 5 vs Atl.	10C JAN. 29 at Minn.	12C JAN. 29 at Minn.	4 FEB. 5 vs Atl.	3(2) APR. 4 at Utah	3T JAN. 1 at Minn.	5 NOV. 2 vs Cha.	12 JAN. 3 at Bos.

2013-14 SEASON

PLAYER	MINUTES	FIELD GOALS	FREE THROWS	OFFENSIVE	- REBOUNDS - DEFENSIVE	TOTAL	ASSISTS	STEALS	TURNOVERS	BLOCKED SHOTS	POINTS
JEFF WITHEY -----	33C APR. 14 vs OKC.	7C APR. 9 vs Phoe.	5C(2) APR. 2 at Den.	4C(3) APR. 11 at OKC.	7C MAR. 31 vs Sac.	8C MAR. 7 vs Milw.	3C(2) APR. 9 vs Phoe.	2C(2) MAR. 9 vs Den.	2C(2) MAR. 31 vs Sac.	5C(2) APR. 16 vs Hou.	17C APR. 9 vs Phoe.
NEW ORLEANS High Games -----	315 DEC. 2 at Chi.	52 NOV. 16 vs Phil.	35(2) APR. 2 at Den.	22 DEC. 2 at Chi.	40 DEC. 4 vs Dall.	58 DEC. 4 vs Dall.	31 MAR. 7 vs Milw.	15 FEB. 9 at Brk.	24 MAR. 9 vs Den.	18 NOV. 2 vs Cha.	135 NOV. 16 vs Phil.
NEW ORLEANS Low Games -----	240(77) APR. 16 vs Hou.	28 MAR. 1 at LA-C	6 DEC. 28 at Hou.	3 MAR. 31 vs Sac.	22(2) FEB. 1 vs Chi.	30(2) MAR. 31 vs Sac.	12 JAN. 29 at Minn.	2(2) FEB. 24 vs LA-C	6 DEC. 13 vs Mem.	1(2) DEC. 18 at LA-C	76 MAR. 1 at LA-C
OPPONENTS High Games -----	315 DEC. 2 at Chi.	52 APR. 2 at Den.	39 JAN. 11 at Dall.	22(2) MAR. 19 vs Tor.	44 NOV. 12 at LA-L	58 DEC. 17 at G.S.	34(2) FEB. 24 vs LA-C	15 FEB. 26 at Dall.	27 MAR. 9 vs Den.	14 JAN. 15 vs Hou.	137 APR. 2 at Den.
OPPONENTS Low Games -----	240(77) APR. 16 vs Hou.	27 FEB. 1 vs Chi.	7 APR. 9 vs Phoe.	3 JAN. 13 vs S.A.	19 MAR. 4 at LA-L	29 NOV. 6 at Mem.	11 MAR. 3 at Sac.	2(2) JAN. 20 at Mem.	7(2) FEB. 3 vs S.A.	2(6) JAN. 28 at Clev.	79 FEB. 1 vs Chi.

"C" indicates a new career-high, "T" a tied career-high.  
Numbers in parentheses indicate the number of games in which a player or team has reached a given total (if more than one).



2013-14 SEASON

Leadership

	Pts	Reb	Ast	Points			Reb 10+	Ast 10+	Double-Doubles		
				10+	20+	30+			Pt/Ast	Pt/Reb	20/10
Alexis Ajinca		5		13						3	
Al-Farouq Aminu	2	10 (2)	1 (1)	19			6			6	1
Lou Amundson		2 (1)					9				
Ryan Anderson	11 (1)	4 (1)		21	9	2	4			4	1
Luke Babbitt	1	1		7	1						
Anthony Davis	30 (2)	49 (2)	1 (1)	61	39	9				36	27
Tyreke Evans	13 (2)	7 (2)	31 (5)	54	18	2	4	7	6	3	7
Eric Gordon	15 (2)		8 (3)	53	16	1					
Jrue Holiday	2	1 (1)	28 (4)	27	5	1		9			3
Darius Miller	1 (1)			7							
Anthony Morrow	6			25	7						
Austin Rivers	1 (1)	2	10 (2)	27	1		1			1	1
Brian Roberts	2		14 (3)	33	1						
Jason Smith	2 (1)	3		16	2		3			2	1
James Southerland				1							
Greg Stiemsma		4 (3)	1 (1)	4			2				
Lance Thomas											
Jeff Withey	1	1 (1)		2							

\* leaderships include ties

Games Missed Due to Illness or Injury

Player	G	Reason	W	L
Ryan Anderson	9	Broken Left Toe	3	6
	51	Herniated Disc	19	32
Anthony Davis	7	Fracture, Left Hand	3	4
	1	Left Finger	0	1
	5	Back Spasms	2	3
Eric Gordon	14	Left Knee Tendinitis	6	8
	3	Right Hip Contusion	2	1
	1	Illness	0	1
Jrue Holiday	48	Stress Fracture of Right Tibia	19	29
Brian Roberts	4	Left Knee Bruise	3	1
Jason Smith	9	Right Shoulder Sprain	2	7
	22	Torn Labrum, Right Shoulder	6	16
<b>TOTALS</b>	<b>174</b>		<b>65</b>	<b>109</b>

# TEAM HISTORY



TEAM HISTORY

Franchise Year-by-Year

Season	Coach	Regular Season			Conference Finish	NBA Playoffs		
		W	L	Pct.		W	L	Pct.
2002-03	Paul Silas	47	35	.573	5th/Eastern	2	4	.333
2003-04	Tim Floyd	41	41	.500	5th/Eastern	3	4	.429
2004-05	Byron Scott	18	64	.220	15th/Western	-	-	-
2005-06	Byron Scott	38	44	.463	10th/Western	-	-	-
2006-07	Byron Scott	39	43	.476	10th/Western	-	-	-
2007-08	Byron Scott	56	26	.683	2nd/Western	7	5	.583
2008-09	Byron Scott	49	33	.598	7th/Western	1	4	.200
2009-10	Byron Scott, 34-39	37	45	.451	11th/Western	-	-	-
2010-11	Monty Williams	46	36	.561	7th/Western	2	4	.333
2011-12	Monty Williams	21	45	.318	15th/Western	-	-	-
2012-13	Monty Williams	27	55	.329	14th/Western	-	-	-
2013-14	Monty Williams	34	48	.415	12th/Western	-	-	-
<b>Totals</b>		<b>453</b>	<b>515</b>	<b>.468</b>		<b>15</b>	<b>21</b>	<b>.417</b>

Franchise All-Time Head Coaches

Name	Tenure	Games	Won	Lost	Pct.
Paul Silas	2002-03	82	47	35	.573
Tim Floyd	2003-04	82	41	41	.500
Byron Scott	2004-05 through 2009-10	419	203	216	.484
Jeff Bower	2009-10	73	34	39	.466
Monty Williams	2010-Present	312	128	184	.410

Franchise All-Time Basketball Executives

Name	Title	Year
Bob Bass	Executive Vice President of Basketball Operations	2002-03
Bob Bass	Executive VP of Basketball Operations/General Manager	2003-04
Allan Bristow	General Manager	2004-05
Jeff Bower	General Manager	2005-06
Jeff Bower	General Manager	2006-07
Jeff Bower	General Manager	2007-08
Jeff Bower	General Manager	2008-09
Jeff Bower	General Manager	2009-10
Dell Demps	Sr. VP of Basketball Operations and General Manager	2010-11
Dell Demps	Sr. VP of Basketball Operations and General Manager	2011-12
Dell Demps	Sr. VP of Basketball Operations and General Manager	2012-13
Dell Demps	Sr. VP of Basketball Operations and General Manager	2013-14

Franchise All-Time Assistant Coaches

Name	Tenure
Randy Ayers	2010-Present
James Borrego	2010-11 through 2011-12
Jeff Bower	2003-04
Jim Clemons	2004-05 through 2005-06
Bob Donewald Jr.	2002-03
Tim Floyd	2009-10
Bryan Gates	2010-Present
Kenny Gattison	2003-04 through 2008-09
Alvin Gentry	2003-04
Dave Hanners	2011-Present
Kevin Hanson	2013-Present
Brian Hill	2002-03
Michael Malone	2010-2011
David Miller	2005-06 through 2006-07
Robert Peck	2009-10
Charlie Parker	2006-07 through 2009-10
Paul Pressey	2007-08 through 2009-10
Stephen Silas	2002-03
Jan van Breda Kolff	2003-04
Fred Vinson	2010-Present
Darrell Walker	2004-05 through 2007-08
Rob Werdann	2009-10

TEAM HISTORY

2012-13 ROSTER & STATS

**RECORD: 27-35**  
**WEST: 15-37**  
**EAST: 12-18**  
**DIVISION: 3-11**

**HOME: 16-25**  
**ROAD: 11-30**  
**OVERTIME: 1-3**

**Head Coach: Monty Williams, Notre Dame**  
**Lead Assistant Coach: Randy Ayers, Miami (Ohio)**  
**Assistant Coaches: Dave Hanners, North Carolina; Bryan Gates, Boise State; Fred Vinson, Georgia Tech**  
**Trainer: John Ishop, Texas**

2012-13 Final Statistics

Player	G	GS	MIN	FG	FGA	PCT	3FG	3FGA	PCT	FT	FTA	PCT	OFF	DEF	TOT	AST	PF	DQ	STL	TO	BLK	PTS	AVG
Eric Gordon	42	40	1264	235	584	.402	56	173	.324	187	222	.842	10	67	77	137	75	1	45	117	8	713	17.0
Ryan Anderson	81	22	2503	472	1115	.423	213	557	.382	152	180	.844	191	328	519	97	179	2	42	97	31	1309	16.2
Greivis Vasquez	78	78	2685	438	1012	.433	83	243	.342	124	154	.805	43	294	337	704	190	0	66	247	6	1083	13.9
Anthony Davis	64	60	1846	349	676	.516	0	6	.000	169	225	.751	165	357	522	63	158	0	75	89	112	867	13.5
Robin Lopez	82	82	2136	384	719	.534	0	0	---	161	207	.778	226	236	462	64	167	1	32	110	128	929	11.3
Jason Smith	51	0	876	167	341	.490	0	4	.000	86	102	.843	64	122	186	34	123	0	15	55	45	420	8.2
Al-Farouq Aminu	76	71	2066	225	474	.475	4	19	.211	101	137	.737	139	446	585	103	153	0	92	116	51	555	7.3
Brian Roberts	78	5	1324	213	511	.417	59	153	.386	70	77	.909	17	80	97	219	108	0	37	71	3	555	7.1
Austin Rivers	61	26	1418	145	390	.372	28	86	.326	59	108	.546	16	93	109	127	122	0	26	74	9	377	6.2
Roger Mason	69	13	1219	132	305	.433	66	159	.415	39	43	.907	11	121	132	74	104	0	26	51	11	369	5.3
Hakim Warrick	1	0	7	1	2	.500	0	0	---	2	2	1.000	0	0	0	0	0	0	1	0	0	4	4.0
Xavier Henry	50	2	625	66	161	.410	4	11	.364	58	92	.630	21	69	90	13	72	0	16	31	5	194	3.9
Donald Sloan (NO)	3	0	6	0	0	---	0	0	---	0	0	---	0	0	0	0	0	0	1	0	0	0	0.0
Lance Thomas	59	9	646	53	106	.500	0	0	---	43	59	.729	44	71	115	17	78	0	11	14	7	149	2.5
Darius Miller	52	2	694	44	108	.407	22	56	.393	8	8	1.000	8	70	78	44	89	0	17	23	12	118	2.3
Dom McGuire	9	0	145	9	21	.429	0	0	---	1	2	.500	7	21	28	9	13	0	8	5	3	19	2.1
Henry Sims	2	0	5	2	3	.667	0	0	---	0	0	---	2	0	2	0	1	0	0	1	0	4	2.0
Lou Amundson (NO)	18	0	209	18	42	.429	0	0	---	8	16	.500	24	34	58	8	27	0	9	8	6	44	2.4
Jamal Harris (NO)	13	0	108	2	19	.105	0	7	.000	1	2	.500	0	17	17	7	14	0	2	13	3	5	0.4
<b>NEW ORLEANS</b>	<b>82</b>	<b>--</b>	<b>19780</b>	<b>2955</b>	<b>6589</b>	<b>.448</b>	<b>535</b>	<b>1474</b>	<b>.363</b>	<b>1269</b>	<b>1636</b>	<b>.776</b>	<b>988</b>	<b>2426</b>	<b>3414</b>	<b>1721</b>	<b>1673</b>	<b>4</b>	<b>520</b>	<b>1193</b>	<b>440</b>	<b>7714</b>	<b>94.1</b>
<b>OPPONENTS</b>	<b>82</b>	<b>--</b>	<b>19780</b>	<b>3030</b>	<b>6435</b>	<b>.471</b>	<b>632</b>	<b>1688</b>	<b>.374</b>	<b>1339</b>	<b>1764</b>	<b>.759</b>	<b>835</b>	<b>2391</b>	<b>3226</b>	<b>1915</b>	<b>1534</b>	<b>6</b>	<b>648</b>	<b>1086</b>	<b>492</b>	<b>8031</b>	<b>95.9</b>

Game-by-Game

Date	H/A	W/L	Opp	NO/Opp	Record	Date	H/A	W/L	Opp	Cha/Opp	Record	Date	H/A	W/L	Opp	Cha/Opp	Record
10/31	H	L	SAS	95-99	0-1	1/9	H	W	HOU	88-79	10-25	3/20	H	W	BOS	87-86	23-46
11/2	H	W	UTA	88-86	1-1	1/11	H	W	MIN	104-92	11-25	3/22	H	W	MEM	90-83	24-46
11/3	A	W	CHI	89-82	2-1	1/13	A	L	NYK	87-100	11-26	3/25	H	W	DEN	110-86	25-46
11/7	H	L	PHI	62-77	2-2	1/15	A	W	PHI	111-99	12-26	3/27	H	L	LAC	91-105	25-47
11/9	H	W	CHA	107-99	3-2	1/16	A	W	BOS	90-78	13-26	3/29	H	L	MIA	89-108	25-48
11/14	A	L	HOU	96-100	3-3	1/19	H	L	GSW	112-116	13-27	3/31	H	W	CLE	112-92	26-48
11/16	H	L	OKC	95-110	3-4	1/21	H	W	SAC	114-105	14-27	4/3	A	L	GSW	88-98	26-49
11/17	A	L	MIL	113-117	3-5	1/23	A	L	SAS	102-106	14-28	4/5	A	L	UTA	83-95	26-50
11/20	H	L	NYK	80-102	3-6	1/25	H	L	HOU	82-100	14-29	4/7	A	W	PHX	95-92	27-50
11/21	A	L	IND	107-115*	3-7	1/27	A	W	MEM	91-83	15-29	4/9	A	L	LAL	96-104	27-51
11/23	A	L	PHX	108-111*	3-8	1/29	A	L	LAL	106-111	15-30	4/10	A	L	SAC	110-121	27-52
11/25	A	L	DEN	84-102	3-9	1/30	A	L	UTA	99-104	15-31	4/12	H	L	LAC	93-96	27-53
11/26	A	W	LAC	105-98	4-9	1/21	A	L	DEN	88-113	15-32	4/14	H	L	DAL	89-107	27-54
11/28	H	L	UTA	84-96	4-10	2/2	A	L	MIN	86-115	15-33	4/17	A	L	DAL	87-99	27-55
12/1	H	L	OKC	79-100	4-11	2/6	H	W	PHX	93-84	16-33						
12/3	H	W	MIL	102-81	5-11	2/8	A	W	ATL	111-100	17-33						
12/5	H	L	LAL	103-87	5-12	2/10	A	L	TOR	89-102	17-34						
12/7	H	L	MEM	89-96	5-13	2/11	A	W	DET	105-86	18-34						
12/8	A	L	MIA	90-106	5-14	2/13	H	W	POR	99-63	19-34						
12/11	H	L	WAS	77-70	5-15	2/19	H	L	CHI	87-96	19-35						
12/12	A	L	OKC	88-92	5-16	2/20	A	L	CLE	100-105	19-36						
12/14	H	L	MIN	102-113	5-17	2/22	H	L	DAL	100-104	19-37						
12/16	A	L	POR	94-95	5-18	2/24	H	W	SAC	110-95	20-37						
12/18	A	L	GSW	96-103	5-19	2/26	H	L	BKN	97-101	20-38						
12/19	A	L	LAC	77-93	5-20	2/27	A	L	OKC	74-119	20-39						
12/21	A	L	SAS	94-99	5-21	3/1	H	W	DET	100-95	21-39						
12/22	H	L	IND	75-81	5-22	3/4	H	L	ORL	101-105	21-40						
12/26	A	W	ORL	97-94	6-22	3/6	H	L	LAL	102-108	21-41						
12/28	H	L	TOR	97-104*	6-23	3/9	A	L	MEM	85-96	21-42						
12/29	A	W	CHA	98-95	7-23	3/10	H	W	POR	98-96	22-42						
1/1	H	L	ATL	86-95	7-24	3/12	A	L	BKN	98-108	22-43						
1/2	A	L	HOU	92-104	7-25	3/15	A	L	WAS	87-96	22-44						
1/5	A	W	DAL	99-96*	8-25	3/17	A	L	MIN	95-97	22-45						
1/7	H	W	SAS	95-88	9-25	3/18	H	L	GSW	72-93	22-46						

## 2011-12 STATISTICS

**RECORD: 21-45**      **HOME: 11-22**  
**WEST: 14-34**      **ROAD: 10-23**  
**EAST: 7-11**        **OVERTIME: 1-3**  
**DIVISION: 3-11**

**Head Coach: Monty Williams, Notre Dame**  
**Lead Assistant Coach: Randy Ayers, Miami (Ohio)**  
**Assistant Coaches: James Borrego, San Diego; Dave Hanners, North Carolina; Bryan Gates, Boise State;**  
**Fred Vinson, Georgia Tech**  
**Trainer: Jon Ishop, Texas**

### 2011-12 Final Statistics

Player	G	GS	MIN	FG	FGA	PCT	3FG	3FGA	PCT	FT	FTA	PCT	OFF	DEF	TOT	AST	PF	DQ	STL	TO	BLK	PTS	AVG
Eric Gordon	9	9	310	63	140	.450	10	40	.250	49	65	.754	2	23	25	31	20	0	13	24	4	185	20.6
Jarrett Jack	45	39	1530	266	583	.456	39	112	.348	129	148	.872	23	153	176	285	93	0	31	106	9	700	15.6
Chris Kaman	47	33	1372	286	597	.476	0	0	--	84	107	.785	89	275	364	101	106	0	25	129	77	616	13.1
Carl Landry	41	8	999	182	362	.503	0	3	.000	147	184	.799	78	136	214	38	89	0	13	64	12	511	12.5
Marco Belinelli	66	55	1966	286	686	.417	107	284	.377	101	129	.783	19	153	172	101	115	1	48	69	5	780	11.8
Trevor Ariza	41	41	1350	168	403	.417	29	67	.333	79	102	.775	41	174	215	135	73	0	69	76	25	444	10.8
Jason Smith	40	29	947	181	348	.520	1	9	.111	33	47	.702	72	124	196	34	102	0	21	40	41	396	9.9
Emeka Okafor	27	27	781	114	214	.533	0	0	--	38	74	.514	70	143	213	24	73	0	16	37	26	266	9.9
Greivis Vasquez	66	26	1706	225	523	.430	43	135	.319	96	117	.821	23	150	173	359	126	1	60	148	8	589	8.9
Jerome Dyson	9	1	180	19	48	.396	1	8	.125	28	36	.778	2	17	19	18	19	0	11	20	2	67	7.4
Al-Farouq Aminu	66	21	1477	150	365	.411	13	47	.277	86	114	.754	95	213	308	66	136	1	59	91	34	399	6.0
Gustavo Ayon	54	24	1088	140	261	.536	0	1	.000	39	63	.619	86	179	265	74	118	2	53	46	46	319	5.9
Xavier Henry (NO)	45	0	759	90	228	.395	7	17	.412	52	85	.612	24	82	106	35	59	0	26	35	8	239	5.3
Darryl Watkins	5	0	98	7	14	.500	0	0	--	9	18	.500	8	19	27	3	14	0	5	8	4	23	4.6
DaJuan Summers	15	6	209	28	65	.431	5	16	.313	7	9	.778	8	15	23	10	31	1	7	8	0	68	4.5
Donald Sloan	3	0	41	5	14	.357	0	2	.000	2	4	.500	2	1	3	8	2	0	2	5	0	12	4.0
Lance Thomas	42	10	630	57	126	.452	0	1	.000	52	62	.839	49	77	126	12	78	0	10	24	7	166	4.0
Solomon Jones(NO)	11	1	196	23	53	.434	0	0	--	15	18	.833	21	20	41	7	31	1	5	13	6	61	5.5
Carlisle Johnson	15	0	119	11	35	.314	4	15	.267	1	3	.333	1	8	9	22	11	0	8	7	0	27	1.8
Chris Johnson (NO)	7	0	82	9	18	.500	0	0	--	5	7	.714	7	15	22	1	13	0	5	8	0	21	3.3
Trey Johnson	11	0	61	8	14	.571	0	0	--	5	5	1.000	3	9	12	4	10	0	1	5	0	23	1.9
Jeff Foote	4	0	39	2	6	.333	0	0	--	0	0	--	1	5	6	0	5	0	2	1	4	1.0	
<b>NEW ORLEANS</b>	<b>66</b>	<b>--</b>	<b>15940</b>	<b>2300</b>	<b>5103</b>	<b>.451</b>	<b>259</b>	<b>777</b>	<b>.333</b>	<b>1057</b>	<b>1397</b>	<b>.757</b>	<b>724</b>	<b>1991</b>	<b>2715</b>	<b>1368</b>	<b>1324</b>	<b>7</b>	<b>488</b>	<b>1024</b>	<b>316</b>	<b>5916</b>	<b>89.6</b>
<b>OPPONENTS</b>	<b>66</b>	<b>--</b>	<b>15940</b>	<b>2305</b>	<b>5188</b>	<b>.444</b>	<b>425</b>	<b>1342</b>	<b>.317</b>	<b>1129</b>	<b>1487</b>	<b>.759</b>	<b>731</b>	<b>1910</b>	<b>2641</b>	<b>1379</b>	<b>1235</b>	<b>4</b>	<b>523</b>	<b>915</b>	<b>380</b>	<b>6164</b>	<b>93.4</b>

### Game-by-Game

Date	H/A	W/L	Opp	NOH/Opp	Record	Date	H/A	W/L	Opp	NOH/Opp	Record	Date	H/A	W/L	Opp	NOH/Opp	Record						
12/26	A	W	PHO	85-84	1-0	2/2	A	L	SAS	81-93	14-9	3/17	A	W	NJN	102-94	29-16						
12/28	H	W	BOS	97-78	2-0	2/4	A	L	DET	87-89	14-10	10/29	H	W	DEN	101-95	30-16						
12/30	H	L	PHO	78-93	2-1	2/6	H	L	SAC	92-100	15-10	10/30	A	W	SAS	99-90	3-0						
1/1	A	L	SAC	80-96	4-0	2/8	H	L	CHI	67-90	16-10	11/3	A	W	HOU	107-99	4-0						
1/2	A	L	UTA	90-94	5-0	2/10	H	L	POR	86-94	16-11	11/05	H	W	MIA	96-93	5-0						
1/4	H	L	PHI	93-101	6-0	2/13	H	W	UTA	86-80	16-12	11/6	A	W	MIL	87-81	6-0						
1/6	H	L	DEN	88-96	7-0	2/15	A	W	MIL	92-89	17-12	11/9	H	W	LAC	101-82	7-0						
1/7	A	L	DAL	81-96	8-0	2/17	A	W	NYK	89-85	18-12	11/13	H	W	POR	107-87	8-0						
1/9	A	W	DEN	94-81	8-1	2/20	A	L	OKC	93-101	18-13	4/1	A	L	PHO	75-92	32-21						
1/11	H	L	OKC	85-95	9-1	2/21	A	L	IND	108-117*	18-14	4/4	H	W	DEN	94-92	32-22						
1/13	H	L	MIN	80-87	10-1	2/22	A	W	CLE	89-84	19-14	4/6	A	L	SAS	103-128	33-23						
1/14	A	L	MEM	99-108	11-1	2/28	A	L	CHI	95-99	20-14	4/7	H	W	MIN	99-90	30-22						
1/16	H	L	POR	77-84	11-2	2/29	H	L	TOR	84-95	21-14	4/9	H	L	LAL	91-93	33-24						
1/18	H	L	MEM	87-93	11-3	3/2	H	W	DAL	97-92	21-15	4/11	H	W	SAC	105-96	32-25						
1/19	A	L	HOU	88-90*	12-3	3/3	H	L	IND	84-102	21-16	4/13	H	W	UTA	96-85	34-25						
1/21	H	L	DAL	81-83	12-4	3/5	A	L	POR	74-86	22-16	4/15	H	W	MEM	88-75	35-25						
1/23	H	L	SAS	102-104	12-5	3/7	A	L	SAC	98-99	23-16	4/16	A	W	CHA	75-67	35-26						
1/25	A	L	OKC	91-101	13-5	3/9	A	L	DEN	97-110	24-16	4/19	H	W	HOU	105-99*	35-28						
1/27	H	W	ORL	93-67	13-6	3/10	A	W	MIN	95-89	25-16	4/22	A	L	LAC	98-107	36-28						
1/29	H	L	ATL	72-94	13-7	3/12	H	L	CHA	71-73	26-16	4/24	A	W	GSW	83-81	37-28						
1/30	A	L	MIA	95-109	14-7	3/14	H	L	LAL	101-107*	27-16	4/26	A	L	HOU	77-84	37-29						
2/1	H	L	PHO	103-120	14-8	3/15	H	L	WAS	89-99	28-16												

\* - overtime

## 2010-11 STATISTICS

**RECORD: 46-36**      **HOME: 28-13**  
**WEST: 27-25**      **ROAD: 18-23**  
**EAST: 19-11**        **OVERTIME: 4-2**  
**DIVISION: 9-7**

**Head Coach: Monty Williams, Notre Dame**  
**Lead Assistant Coach: Michael Malone, Loyola (MD)**  
**Assistant Coaches: Randy Ayers, Miami (Ohio); James Borrego, San Diego; Bryan Gates, Boise State;**  
**Fred Vinson, Georgia Tech**  
**Trainer: John Ishop, Texas**

### 2010-11 Final Statistics

Player	G	GS	MIN	FG	FGA	PCT	3FG	3FGA	PCT	FT	FTA	PCT	OFF	DEF	TOT	AST	PF	DQ	STL	TO	BLK	PTS	AVG	
David West	70	70	2451	528	1040	.508	2	9	.222	264	327	.807	155	374	529	164	202	1	67	142	62	1322	18.9	
Chris Paul	80	80	2880	430	928	.463	71	183	.388	337	384	.878	38	289	327	782	188	177	5	1268	17.7	5	1268	15.8
Carl Landry (TOT)	76	26	2008	345	687	.502	0	4	.000	213	288	.740	165	182	347	63	196	1	40	109	32	903	11.9	
Carl Landry (NOH)	23	10	602	107	203	.527	0	1	.000	58	73	.795	38	56	94	13	71	1	10	27	12	272	11.8	
Trevor Ariza	75	75	2600	303	762	.398	82	271	.303	138	197	.701	61	347	408	162	180	0	120	118	31	826	11.0	
Marco Belinelli	80	69	1957	302	691	.437	134	324	.414	98	125	.784	17	134	151	92	146	0	38	77	6	836	10.4	
Emeka Okafor	72	72	2287	300	524	.573	0	1	.000	145	258	.562	230	454	684	42	230	4	40	119	127	745	10.3	
Willie Green	77	13	1674	270	609	.443	54	155	.348	78	100	.780	22	139	161	74	143	0	36	67	13	672	8.7	
Jarrett Jack (TOT)	83	15	1722	260	637	.408	33	108	.306	182	214	.850	20	153	173	242	102	0	54	110	6	735	8.9	
Jarrett Jack (NOH)	70	2	1375	212	515	.412	29	84	.345	142	168	.845	14	117	131	183	77	0	40	76	6	595	8.5	
Marcus Thornton	46	0	745	137	334	.410	35	93	.376	50	66	.758	25	106	131	43	50	0	19	37	4	359	7.8	
Peja Stojakovic	6	0	89	14	33	.424	11	25	.440	6	7	.875	0	6	6	6	2	0	2	4	0	45	7.5	
Jemry Bayless	11	0	149	17	49	.347	3	14	.214	13	17	.765	2	13	15	28	16	0	2	17	1	50	4.5	
Jason Smith	77	6	1102	136	307	.443	0	2	.000	59	70	.843	89	152	241	36	150	0	26	53	32	331	4.3	
Aaron Gray	41	6	531	56	99	.566	0	0	--	17	34	.500	59	112	171	16	96	2	11	32	12	129	3.1	
Quincy Pondexter	66	6	734	73	180	.406	18	50	.360	24	34	.706	23	65	88	28	63	0	17	16	10	188	2.8	
David Andersen (TOT)	40	373	56	121	463	8	23	348	14	22	636	20	64	84	13	40	0	5	22	9	134	3.4		
David Andersen (NOH)	29	0	223</																					

## 2009-10 ROSTER & STATS

**RECORD: 37-45**      **HOME: 24-17**  
**WEST: 26-26**      **ROAD: 13-28**  
**EAST: 11-19**      **OVERTIME: 3-3**  
**DIVISION: 7-9**

**Head Coach: Jeff Bower, St. Francis College (PA)**  
**Assistant Coaches: Paul Pressey, Tulsa; Charlie Parker, Findlay (Ohio); Rob Werdann, St. John's; Robert Pack, Southern California**  
**Trainer: Terry Kofler, Xavier**

### 2009-10 Final Statistics

Player	G	GS	MIN	FG	FGA	PCT	3FG	3FGA	PCT	FT	FTA	PCT	OFF	DEF	TOT	AST	PF	DQ	STL	TO	BLK	PTS	AVG
David West	81	81	2949	619	1226	.505	7	27	.259	296	342	.865	164	441	605	239	233	0	76	173	60	1541	19.0
Chris Paul	45	45	1712	314	637	.493	52	127	.409	161	190	.847	20	171	191	480	118	2	96	112	8	841	18.7
Marcus Thornton	73	17	1872	398	883	.451	117	313	.374	144	177	.814	72	139	211	114	127	0	58	76	11	1057	14.5
Peja Stojakovic	62	55	1947	278	688	.404	132	352	.375	96	107	.897	39	188	227	92	83	0	48	56	5	784	12.6
Darren Collison	76	37	2109	376	789	.477	46	115	.400	148	174	.851	41	151	192	432	92	0	78	202	4	946	12.4
Emeka Okafor	82	82	2370	348	656	.530	0	0	--	154	274	.562	251	491	742	55	218	1	54	111	127	850	10.4
Devin Brown	39	37	967	128	325	.394	54	147	.367	69	86	.802	27	82	109	58	62	0	30	57	5	379	9.7
Darius Songalia	75	1	1410	241	488	.494	1	6	.167	60	74	.811	59	173	232	70	206	1	62	81	14	543	7.2
Morris Peterson	46	39	973	116	301	.385	62	171	.363	33	54	.611	17	109	126	41	81	0	25	27	5	327	7.1
Bobby Brown	22	0	328	60	152	.395	17	66	.258	8	8	1.000	1	17	18	46	28	0	9	24	1	145	6.6
James Posey	77	2	1731	126	345	.365	81	242	.335	66	80	.825	32	297	329	117	204	1	42	51	19	399	5.2
Julian Wright	68	14	871	116	232	.500	2	6	.333	25	41	.610	58	86	144	41	45	0	29	44	18	259	3.8
Aaron Gray (TOT)	32	0	311	42	82	.512	0	0	--	20	28	.714	45	61	106	22	54	0	9	18	11	104	3.3
Aaron Gray (NOH)	24	0	261	34	61	.557	0	0	--	18	21	.857	40	50	90	20	44	0	9	17	11	86	3.6
Hilton Armstrong	18	0	239	19	50	.380	0	0	--	13	28	.464	17	44	61	16	44	1	8	13	8	51	2.8
Sean Marks	14	0	75	4	8	.500	0	0	--	2	5	.400	14	9	23	2	17	0	0	2	3	10	0.7
Jason Hart (TOT)	5	0	22	1	2	.500	0	0	--	0	0	--	0	2	2	6	4	0	2	3	1	2	0.4
Jason Hart (NOH)	4	0	17	1	1	1.000	0	0	--	0	0	--	0	2	2	5	4	0	1	1	3	2	0.5
NEW ORLEANS	82	--	19830	3178	6842	.464	571	1572	.363	1293	1661	.778	852	2450	3302	1828	1606	6	625	1103	300	8220	10.2
OPPONENTS	82	--	19830	3250	6730	.483	539	1517	.355	1383	1841	.751	870	2586	3456	1925	1597	10	574	1177	367	8422	10.27

### Game-by-Game

Date	H/A	W/L	Opp	NOH/Opp	Record	Date	H/A	W/L	Opp	NOH/Opp	Record	Date	H/A	W/L	Opp	NOH/Opp	Record							
10/28	A	L	SAS	96-113	0-1	12/29	A	L	HOU	100-108	13-16	2/21	H	W	HOU	102-94	30-26							
10/30	H	W	SAC	97-92	1-1	12/30	H	W	MIA	95-91	14-16	2/23	A	L	CLE	95-105	30-27							
11/1	A	L	BOS	87-97	1-2	1/2	H	W	HOU	99-95	15-16	2/24	A	L	MIL	95-115	30-28							
11/2	A	L	NYK	111-117	1-3	1/4	A	W	UTA	91-87	16-16	2/26	H	W	ORL	100-93	31-28							
11/4	H	W	DAL	114-107*	2-3	1/6	A	W	OKC	97-92	17-16	2/28	A	L	DAL	100-108	31-29							
11/6	H	L	TOR	90-107	2-4	1/8	H	W	NJN	103-99	18-16	3/1	H	L	SAS	92-106	31-30							
11/8	A	L	LAL	88-104	2-5	1/10	A	W	WAS	115-110	19-16	3/3	H	L	MEM	100-104	31-31							
11/9	A	W	LAC	112-84	3-5	1/11	A	L	PHI	92-96	19-17	3/5	A	L	SAS	91-102	31-32							
11/11	A	L	PHO	104-124	3-6	1/13	H	W	LAC	108-94	20-17	3/8	H	W	GSW	135-131	32-32							
11/13	H	L	POR	78-86	3-7	1/15	A	L	DET	104-110*	20-18	3/10	A	L	OKC	83-98	32-33							
11/14	A	L	ATL	98-121	3-8	1/16	A	W	IND	101-96	21-18	3/12	H	L	DEN	95-102	32-34							
11/17	H	W	LAC	110-102	4-8	1/18	H	L	SAS	90-97	21-19	3/14	A	L	PHO	106-120	32-35							
11/19	H	W	PHO	110-103	5-8	1/20	H	W	MEM	113-111	22-19	3/15	A	W	LAC	108-100	33-35							
11/21	H	W	ATL	96-88	6-8	1/22	A	W	MIN	96-94	23-19	3/17	A	L	GSW	121-131	33-36							
11/22	A	L	MIA	101-102	6-9	1/23	A	L	DEN	110-116*	23-20	3/18	A	L	DEN	80-93	33-37							
11/25	H	W	MIL	102-99*	7-9	1/25	A	W	POR	98-97	24-20	3/20	A	L	UTA	86-106	33-38							
11/29	A	L	SAC	96-112	7-10	1/27	A	W	GSW	123-110	25-20	3/22	H	W	DAL	115-99	34-38							
12/1	A	L	LAL	99-110	7-11	1/29	H	L	CHI	106-108*	25-21	3/24	H	L	CLE	92-105	34-39							
12/4	H	W	MIN	98-89	8-11	1/30	A	W	MEM	109-102*	26-21	3/27	H	L	POR	101-112	34-40							
12/8	H	W	SAC	96-94	9-11	2/1	H	L	PHO	100-109	26-22	3/29	H	W	LAL	108-100	35-40							
12/9	A	W	MIN	97-96	10-11	2/3	H	L	OKC	99-103	26-23	3/31	H	L	WAS	91-96	35-41							
12/11	H	L	NYK	96-113	10-12	2/5	H	L	PHI	94-101	26-24	4/2	A	L	MEM	96-107	35-42							
12/14	A	L	DAL	90-94	10-13	2/6	A	W	CHA	104-99	27-24	4/3	A	L	NUN	87-115	35-43							
12/16	H	W	DET	95-87	11-13	2/8	A	L	ORL	117-123	27-25	4/7	H	L	CHA	103-104	35-44							
12/18	H	W	DEN	98-92	12-13	2/10	H	W	BOS	93-85	28-25	4/9	H	L	UTA	103-114	35-45							
12/20	A	L	TOR	92-98	12-14	2/17	H	L	UTA	90-98	28-26	4/11	H	W	MIN	114-86	36-45							
12/23	H	W	GSW	108-102	13-14	2/19	H	W	IND	107-101	29-26	4/14	A	W	HOU	123-115	37-45							
12/26	A	L	CHI	85-96	13-15																			

## 2008-09 ROSTER & STATS

**RECORD: 49-33**      **HOME: 28-13**  
**WEST: 30-22**      **ROAD: 21-20**  
**EAST: 19-11**      **OVERTIME: 1-2**  
**DIVISION: 9-7**

**Head Coach: Byron Scott, Arizona State**  
**Assistant Coaches: Kenny Gattison, Old Dominion; Paul Pressey, Tulsa; Charlie Parker, Findlay**  
**Trainer: Terry Kofler, Xavier**

### 2008-09 Final Statistics

Player	G	GS	MIN	FG	FGA	PCT	3FG	3FGA	PCT	FT	FTA	PCT	OFF	DEF	TOT	AST	PF	DQ	STL	TO	BLK	PTS	AVG
Chris Paul	78	78	3002	631	1255	.503	64	176	.364	455	524	.868	69	363	432	861	212	1	216	231	10	1781	22.8
David West	76	76	2982	610	1292	.472	6	25	.240	367	415	.884	160	486	646	173	207	1	49	163	68	1593	21.0
Peja Stojakovic	61	59	2089	287	719	.399	145	384	.378	93	104	.894	44	220	264	75	101	1	52	51	3	812	13.3
Rasual Butler	82	74	2614	348	803	.433	140	359	.390	86	110	.782	49	222	271	75	159	1	51	59	61	922	11.2
James Posey	75	0	2140	216	524	.412	116	314	.369	120	146	.822	38	324	362	82	216	1	58	79	21	668	8.9
Tyson Chandler	45	45	1445	160	283	.565	0	0	--	77	133	.579	163	230	393	22	144	2	15	70	56	397	8.8
Devin Brown	63	5	869	111	313	.355	28	97	.289	78	100	.780	31	88	119	54	81	1	32	54	5	328	5.2
Hilton Armstrong	70	29	1092	138	246	.561	0	2	.000	62	98	.633	81	114	195	29	181	1	26	80	45	338	4.8
Morris Peterson	43	9	515	73	183	.399	33	85	.388	12	19	.632	13	71	84	16	51	0	15	15	2	191	4.4
Julian Wright	54	19	772	109	234	.466	2	21	.095	17	30	.567	46	106	152	43	49	0	35	43	19	237	4.4
Antonio Daniels (TOT)	9	1021	99	236	419	.22	60	367	.80	100	800	5	72	77	177	55	0	26	62	1	300	4.1	
Antonio Daniels (NO)	61	4	733	81	191	.424	17	49	.347	55	67	.821	5	50	55	130	41	0	19	49	1	234	3.8
Sean Marks	60	5	838	80	165	.485	2	10	.200	30	44	.682	62	125	187	14	121	0	7	35	33	192	3.2
Melvin Ely	31	4	373	37	95	.389	0	0	--	23	36	.639	30	34	64	18	58	0	2	23	9	97	3.1
Ryan Bowen	21	3	219	22	38	.579	0	0	--	3	5	.600	10	14	24	9	37	0	14	5	5	47	2.2
NEW ORLEANS	82	--	19755	2911	6366	.457	556	1526	.364	1479	1833	.807	802	2453	3255	1609	1665	9	593	1029	338	7857	95.8
OPPONENTS	82	--	19755	2851	6329	.450	575	1625	.354	1453	1879	.773	822	2459	3281	1649	1675	9	476	1089	290	7730	

## 2007-08 ROSTER & STATS

**RECORD: 56-26**      **HOME: 30-11**  
**WEST: 34-18**      **ROAD: 26-15**  
**EAST: 22-8**      **OVERTIME: 4-0**  
**DIVISION: 10-6**

**Head Coach: Byron Scott, Arizona State**  
**Assistant Coaches: Darrell Walker, Arkansas; Kenny Gattison, Old Dominion; Paul Pressey, Tulsa;**  
**Charlie Parker, Findlay**  
**Trainer: Terry Kofler, Xavier**

2007-08 Final Statistics

Player	G	GS	MIN	FG	FGA	PCT	3FG	3FGA	PCT	FT	FTA	PCT	OFF	DEF	TOT	AST	PF	DQ	STL	TO	BLK	PTS	AVG
Chris Paul	80	80	3006	630	1291	.488	92	249	.369	332	390	.851	62	259	321	925	185	0	217	201	4	1684	21.1
David West	76	76	2870	629	1305	.482	6	25	.240	300	353	.850	180	495	675	177	208	0	62	165	99	1564	20.6
Peja Stojakovic	77	77	2711	451	1026	.440	231	524	.441	130	140	.929	64	267	331	96	127	0	57	61	10	1263	16.4
Tyson Chandler	79	79	2783	377	605	.623	0	1	.000	175	295	.593	322	606	928	81	243	4	45	136	84	929	11.8
Bonzi Wells (NOH)	22	0	438	77	157	.490	4	12	.333	35	53	.660	21	50	71	17	44	0	24	27	8	193	8.8
Jameno Pargo	80	5	1497	254	652	.390	65	186	.349	71	81	.877	26	104	130	192	123	0	50	93	5	644	8.1
Morris Peterson	76	76	1796	215	516	.417	113	287	.394	65	85	.765	36	170	206	67	125	0	47	41	7	608	8.0
Bobby Jackson	46	0	891	116	296	.392	53	144	.368	40	49	.819	23	87	110	76	59	0	32	31	3	325	7.1
Mike James (NOH)	21	0	183	22	64	.344	7	23	.304	6	6	1.000	3	14	17	6	12	0	4	7	0	57	2.7
Rasual Butler	51	8	875	91	260	.350	44	133	.331	26	31	.839	16	84	100	36	66	1	15	10	21	252	4.9
Julian Wright	57	1	640	90	169	.533	10	24	.417	33	52	.635	33	84	117	40	43	0	29	34	12	223	3.9
Melvin Ely	52	1	621	85	180	.472	0	0	--	32	58	.552	28	117	145	22	79	0	17	42	18	202	3.9
Hilton Armstrong	65	3	732	67	148	.453	0	0	--	44	70	.629	65	98	163	23	130	1	5	59	34	178	2.7
Marcus Vinicius	13	0	69	9	20	.450	5	12	.417	5	11	.455	1	7	8	2	4	0	1	3	1	28	2.2
Ryan Bowen	53	4	660	49	100	.490	0	1	.000	16	29	.552	55	45	100	25	77	0	32	15	11	114	2.2
Chris Andersen	5	0	34	2	7	.286	0	0	--	2	4	.500	2	7	9	0	6	0	0	1	4	6	1.2
<b>NEW ORLEANS</b>	<b>82</b>	<b>--</b>	<b>19805</b>	<b>3164</b>	<b>6796</b>	<b>.466</b>	<b>630</b>	<b>1621</b>	<b>.389</b>	<b>1312</b>	<b>1707</b>	<b>.769</b>	<b>937</b>	<b>2494</b>	<b>3431</b>	<b>1785</b>	<b>1531</b>	<b>6</b>	<b>637</b>	<b>974</b>	<b>321</b>	<b>8270</b>	<b>100.9</b>
<b>OPPONENTS</b>	<b>82</b>	<b>--</b>	<b>19805</b>	<b>3038</b>	<b>6604</b>	<b>.460</b>	<b>544</b>	<b>1552</b>	<b>.351</b>	<b>1217</b>	<b>1579</b>	<b>.771</b>	<b>815</b>	<b>2533</b>	<b>3348</b>	<b>1779</b>	<b>1573</b>	<b>9</b>	<b>470</b>	<b>1136</b>	<b>331</b>	<b>7837</b>	<b>95.6</b>

Game-by-Game

Date	H/A	W/L	Opp	NOK/Opp	Record	Date	H/A	W/L	Opp	NOK/Opp	Record
10/31	H	W	SAC	104-90	1-0	1/5	A	W	PHO	118-113	23-11
11/2	H	W	POR	113-93	2-0	1/9	A	L	LAL	80-109	23-12
11/4	A	W	DEN	93-88	3-0	1/11	H	W	MIA	114-88	24-12
11/6	A	W	LAL	118-104	4-0	1/13	A	W	HOU	87-82	25-12
11/7	A	L	POR	90-93	4-1	1/16	H	W	SEA	123-92	26-12
11/9	H	L	SAS	85-97	4-2	1/18	H	W	CHA	112-84	27-12
11/11	A	W	PHI	93-72	5-2	1/21	H	W	MIL	106-92	28-12
11/12	A	W	NJN	84-82	6-2	1/23	H	W	POR	96-81	29-12
11/14	H	W	PHI	95-76	7-2	1/25	H	W	LAC	111-92	30-12
11/16	A	W	MEM	120-118*	8-2	1/26	A	W	SAS	102-78	31-12
11/17	A	W	MIN	100-82	9-2	1/28	H	W	DEN	117-9	32-12
11/19	H	L	ORL	88-95	9-3	1/30	H	L	GSW	103-116	32-13
11/21	H	L	IND	93-105	9-4	2/1	A	L	SAC	103-112	32-14
11/23	A	L	UTA	71-99	9-5	2/4	A	L	UTA	88-110	32-15
11/24	A	W	LAC	98-89	10-5	2/6	A	W	PHO	132-130**	33-15
11/26	H	L	MIN	94-103	10-6	2/9	H	W	MEM	112-99	34-15
11/30	A	W	ATL	92-86	11-6	2/12	A	W	CHI	100-86	35-15
12/1	H	W	DAL	112-108*	12-6	2/13	A	W	MIL	111-107	36-15
12/5	H	L	DET	76-91	12-7	2/20	H	W	DAL	104-93	37-15
12/7	H	W	MEM	118-116*	13-7	2/22	H	L	HOU	80-100	37-16
12/9	H	W	SEA	91-88	14-7	2/23	A	L	SAS	89-98	37-17
12/12	A	L	DEN	99-105	14-8	2/25	H	L	WAS	92-95	37-18
12/14	A	L	DAL	80-89	14-9	2/27	H	W	PHO	120-103	38-18
12/15	H	W	PHO	101-98	15-9	2/29	H	W	UTA	110-98	39-18
12/17	A	L	POR	76-88	15-10	3/2	A	L	WAS	84-101	39-19
12/19	A	W	SEA	107-93	16-10	3/3	A	W	NYK	100-88	40-19
12/22	H	W	MIN	110-76	17-10	3/5	H	W	ATL	116-101	41-19
12/26	A	W	MEM	116-98	18-10	3/7	H	W	NJN	107-96	42-19
12/28	A	W	CHA	99-85	19-10	3/8	A	L	HOU	96-106	42-20
12/29	H	W	CLE	86-76	20-10	3/12	H	W	SAS	100-75	43-20
12/31	H	L	TOR	92-97	20-11	3/14	H	W	LAL	108-98	44-20
1/2	A	W	LAC	95-81	21-11	3/16	A	L	DET	84-105	44-21
1/4	A	W	GSW	116-104	22-11	3/17	H	W	CHI	108-97	45-21

## 2006-07 ROSTER & STATS

**RECORD: 39-43**      **HOME: 24-17**  
**WEST: 23-29**      **ROAD: 15-26**  
**EAST: 16-14**      **OVERTIME: 7-0**  
**DIVISION: 6-10**

**Head Coach: Byron Scott, Arizona State**  
**Assistant Coaches: Darrell Walker, Arkansas; Kenny Gattison, Old Dominion; David Miller, Springfield College**  
**Trainer: Terry Kofler, Xavier**

2006-07 Final Statistics

Player	G	GS	MIN	FG	FGA	PCT	3FG	3FGA	PCT	FT	FTA	PCT	OFF	DEF	TOT	AST	PF	DQ	STL	TO	BLK	PTS	AVG
David West	52	52	1900	377	792	.476	8	25	.320	187	227	.824	126	298	424	114	143	2	42	98	38	949	18.3
Peja Stojakovic	13	13	425	83	196	.423	34	84	.405	31	38	.816	11	43	54	11	29	0	8	19	4	231	17.8
Chris Paul	64	64	2353	381	871	.437	50	143	.350	292	357	.818	54	226	280	569	154	0	118	161	3	1104	17.3
Desmond Mason	75	75	2575	407	900	.452	0	0	--	214	323	.663	124	221	345	115	174	1	52	192	22	1028	13.7
Devin Brown	58	49	1662	233	555	.420	81	227	.357	123	155	.794	55	196	251	149	139	0	44	91	9	670	11.6
Bobby Jackson	56	2	1330	204	518	.394	54	165	.327	130	168	.774	42	136	178	141	98	0	50	78	6	592	10.6
Rasual Butler	81	38	2223	314	788	.398	134	363	.369	56	87	.644	42	214	256	63	148	0	40	67	54	818	10.1
Tyson Chandler	73	73	2525	292	468	.624	0	1	.000	106	201	.527	320	584	904	66	244	5	37	126	129	690	9.5
Jameno Pargo	82	7	1710	283	692	.409	81	209	.388	104	122	.852	20	160	180	203	121	0	53	122	4	751	9.2
Marc Jackson	56	25	1025	159	388	.410	0	1	.000	90	103	.874	62	130	192	58	89	0	21	65	7	408	7.3
Linton Johnson III	54	0	720	93	190	.489	10	30	.333	30	37	.811	52	111	163	18	101	0	33	27	18	226	4.2
Hilton Armstrong	56	5	634	68	125	.544	0	0	--	40	67	.597	58	91	149	10	79	0	12	35	26	176	3.1
Cedric Simmons	43	4	534	55	127	.433	0	0	--	16	33	.485	44	63	107	12	75	0	8	22	23	126	2.9
Brandon Bass	21	3	162	15	44	.341	0	1	.000	12	16	.750	13	30	43	3	16	0	2	10	3	42	2.0
Marcus Vinicius	13	0	103	7	15	.467	3	7	.429	5	7	.714	2	9	11	5	10	0	2	6	1	22	1.7
<b>NEW ORLEANS</b>	<b>82</b>	<b>--</b>	<b>19880</b>	<b>2971</b>	<b>6674</b>	<b>.445</b>																	

# 2005-06 ROSTER & STATS

**RECORD: 38-44**      **HOME: 24-17**  
**WEST: 25-27**      **ROAD: 14-27**  
**EAST: 13-17**      **OVERTIME: 2-2**  
**DIVISION: 7-9**

**Head Coach: Byron Scott, Arizona State**  
**Assistant Coaches: Jim Clemons, Ohio State; Darrell Walker, Arkansas; Kenny Gattison, Old Dominion; David Miller, Springfield College**  
**Trainer: Terry Kofler, Xavier**

**2005-06 Final Statistics**

Player	G	GS	MIN	FG	FGA	PCT	3FG	3FGA	PCT	FT	FTA	PCT	OFF	DEF	TOT	AST	PF	DQ	STL	TO	BLK	PTS	AVG
David West	74	74	2526	530	1036	.512	3	11	.273	199	236	.843	168	380	548	92	114	1	61	105	64	1262	17.1
Chris Paul	78	78	2808	407	947	.430	50	177	.282	394	465	.847	61	339	400	611	218	0	175	183	6	1258	16.1
Speedy Claxton	71	3	2019	304	736	.413	17	63	.270	246	320	.769	39	154	193	339	177	1	108	154	6	871	12.3
Desmond Mason	70	55	2102	275	690	.399	1	6	.167	206	302	.682	64	234	298	66	136	1	42	113	17	757	10.8
PJ Brown	75	73	2380	269	583	.461	0	0	--	139	168	.827	182	365	547	90	216	2	46	90	50	677	9.0
Rasual Butler	79	20	1875	257	633	.406	92	242	.380	79	114	.693	51	181	232	40	142	0	33	65	45	885	8.7
Kirk Snyder	68	45	1310	205	453	.453	46	129	.357	86	117	.735	55	106	161	102	106	1	29	70	23	542	8.0
JR Smith	55	25	989	144	366	.393	52	140	.371	83	101	.822	19	91	110	58	90	0	37	54	4	423	7.7
Marcus Fizer	3	0	39	9	17	.529	1	1	1.000	1	2	.500	1	6	7	1	5	0	0	2	0	20	6.7
Marc Jackson (TOT)	64	10	1027	174	369	.472	1	2	.500	66	82	.805	86	131	217	44	126	1	13	65	8	415	6.5
Marc Jackson (NOK)	27	10	594	108	221	.489	1	2	.500	28	34	.824	56	72	128	22	56	1	8	37	2	245	9.1
Bostjan Nachbar	25	13	405	42	124	.339	17	57	.298	25	36	.694	4	45	49	22	52	0	13	20	5	126	5.0
Chris Andersen	32	2	570	56	98	.571	0	0	--	49	103	.476	61	94	155	6	84	0	8	26	41	161	5.0
Aaron Williams (TOT)	48	5	791	91	176	.517	0	0	--	40	58	.690	64	117	181	17	138	0	17	30	21	222	4.6
Aaron Williams (NOK)	34	2	692	81	157	.516	0	0	--	35	52	.673	59	107	166	16	110	0	13	25	18	197	5.8
Linton Johnson (TOT)	36	7	524	61	149	.409	13	36	.361	18	27	.661	40	82	122	14	61	2	12	28	12	153	4.3
Linton Johnson (NOK)	27	7	489	56	139	.403	13	36	.361	17	23	.739	40	75	115	12	54	2	10	24	12	142	5.3
Moochie Norris (TOT)	45	0	424	46	112	.411	4	14	.286	29	42	.690	12	42	54	50	49	0	20	33	1	125	2.8
Moochie Norris (NOK)	16	0	183	20	47	.426	4	9	.444	16	25	.640	3	17	20	21	18	0	6	17	0	60	3.8
Brandon Bass	29	1	268	28	70	.400	0	0	--	12	19	.632	18	50	68	3	18	0	3	11	7	66	2.3
Annydas Macjauskas	19	0	135	14	41	.341	3	12	.250	13	15	.867	3	7	10	5	10	0	7	8	0	44	2.3
Jackson Vroman	41	2	406	26	66	.394	0	0	--	21	44	.477	33	53	86	11	78	2	12	21	11	73	1.8
Maciej Lampe	2	0	16	0	4	.000	0	0	--	1	4	.250	1	3	4	2	2	0	0	1	0	0	0.0
<b>NEW ORLEANS</b>	<b>82</b>	<b>--</b>	<b>19805</b>	<b>2831</b>	<b>6428</b>	<b>.440</b>	<b>300</b>	<b>885</b>	<b>.339</b>	<b>1649</b>	<b>2176</b>	<b>.758</b>	<b>918</b>	<b>2379</b>	<b>3297</b>	<b>1519</b>	<b>1786</b>	<b>11</b>	<b>611</b>	<b>1095</b>	<b>311</b>	<b>7611</b>	<b>92.8</b>
<b>OPPONENTS</b>	<b>82</b>	<b>--</b>	<b>19805</b>	<b>2883</b>	<b>6286</b>	<b>.459</b>	<b>546</b>	<b>1486</b>	<b>.367</b>	<b>1530</b>	<b>2014</b>	<b>.760</b>	<b>860</b>	<b>2498</b>	<b>3358</b>	<b>1584</b>	<b>1910</b>	<b>17</b>	<b>527</b>	<b>1197</b>	<b>432</b>	<b>7842</b>	<b>95.6</b>

**Game-by-Game**

Date	H/A/W	Opp	NOK/Opp	Record	Date	H/A/W/L	Opp	NOK/Opp	Record			
11/1	H	W	SAC	93-67	1-0	12/31	H	L	DAL	90-95	12-17	
11/2	A	L	CLE	87-109	1-1	1/2	H	W	CHA	103-86	13-17	
11/5	A	W	HOU	91-84	2-1	1/4	H	W	MIA	107-92	14-17	
11/9	H	L	ORL	83-88	2-2	1/6	H	W	POR	90-80	15-17	
11/12	H	L	DAL	103-109	2-3	1/7	A	L	ATL	93-101	15-18	
11/15	A	L	MIA	102-109*	2-4	1/10	H	L	DET	89-96	15-19	
11/16	H	L	DEN	81-91	2-5	1/13	H	W	SAC	90-76	16-19	
11/18	H	W	ATL	95-92	3-5	1/14	A	W	HOU	86-80	17-19	
11/19	A	W	ORL	98-95	4-5	1/16	A	W	CHA	102-108	18-19	
11/21	A	L	PHI	91-103	4-6	1/18	H	W	MEM	87-79	19-19	
11/23	H	W	MIN	84-80	5-6	1/20	A	L	WAS	99-110	19-20	
11/26	A	W	SEA	105-99	6-6	1/28	A	L	W	NYK	109-98	20-20
11/28	A	L	GSW	83-99	6-7	1/23	A	L	BOS	78-91	20-21	
11/30	A	W	DEN	102-95	7-7	1/25	H	L	SAS	68-84	20-22	
12/2	H	W	PHI	88-96	8-7	1/28	A	W	MEM	95-86	21-22	
12/3	A	L	DAL	88-97	8-8	1/30	H	W	MIL	94-93	22-22	
12/6	A	L	MEM	73-89	8-9	2/1	H	W	CHI	100-95	23-22	
12/7	H	L	BOS	87-101	8-10	2/4	H	W	LAL	106-90	24-22	
12/9	A	L	POR	95-98*	8-11	2/6	A	L	NUN	91-99	24-23	
12/11	A	L	SAC	100-110	8-12	2/8	H	W	SEA	109-102	25-23	
12/12	A	W	PHO	91-87	9-12	2/10	H	W	NYK	111-100	26-23	
12/14	H	W	LAC	102-89	10-12	2/11	A	W	MIN	100-94	27-23	
12/16	H	L	PHO	88-101	10-13	2/13	H	W	WAS	97-96	28-23	
12/18	H	W	SAS	89-76	11-13	2/15	H	W	POR	02-86	29-23	
12/21	A	L	MIN	69-88	11-14	2/21	A	L	IND	75-97	29-24	
12/23	A	L	MIL	94-101	11-15	2/22	H	L	UTA	76-82	29-25	
12/28	H	W	HOU	92-90	12-15	2/25	A	W	UTA	100-95	30-25	
12/29	A	L	SAS	84-111	12-16	2/26	A	W	POR	88-75	31-25	

\* - overtime

# 2004-05 ROSTER & STATS

**RECORD: 18-64**      **HOME: 11-30**  
**WEST: 10-42**      **ROAD: 7-34**  
**EAST: 8-22**      **OVERTIME: 2-6**  
**DIVISION: 2-14**

**Head Coach: Byron Scott, Arizona State**  
**Assistant Coaches: Jim Clemons, Ohio State; Darrell Walker, Arkansas; Kenny Gattison, Old Dominion**  
**Trainer: Terry Kofler, Xavier**

**2004-05 Final Statistics**

Player	G	GS	MIN	FG	FGA	PCT	3FG	3FGA	PCT	FT	FTA	PCT	OFF	DEF	TOT	AST	PF	DQ	STL	TO	BLK	PTS	AVG
Baron Davis	18	13	593	111	303	.366	44	137	.321	74	96	.771	16	51	67	129	52	0	31	38	4	340	18.9
Lee Naalon	68	51	2017	415	869	.478	0	2	.000	133	165	.806	128	170	298	109	190	1	36	110	16	963	14.2
David Wesley	26	26	934	133	342	.389	28	80	.350	67	76	.882	12	73	85	109	65	0	35	54	1	361	13.9
Dan Dickau (TOT)	71	46	2090	306	756	.405	85	245	.347	190	228	.833	34	146	180	347	201	3	76	145	4	887	12.5
Dan Dickau (NOK)	67	46	2074	305	748	.408	84	242	.347	188	225	.836	34	145	179	346	200	3	6	44	4	882	3.2
Jamaal Magloire	23	22	703	96	227	.432	0	0	--	74	123	.602	79	126	205	29	74	0	8	59	23	270	11.7
Speedy Claxton (TOT)	62	47	1866	257	611	.421	11	61	.180	187	254	.736	37	147	184	374	84	7	109	119	8	712	11.5
Speedy Claxton (NOK)	6	3	365	41	110	.373	1	9	.111	25	41	.610	5	26	31	88	30	1	22	27	2	88	6.8
PJ Brown	82	78	2817	338	758	.446	0	0	--	210	243	.864	266	471	37	178	233	3	4	01	50	86	0.8
JR Smith	76	56	1859	295	748	.394	81	281	.288	111	161	.689	39	113	152	142	35	0	55	109	11	782	10.3
Hilton Armstrong	14	9	412	53	159	.333	17	70	.243	19	21	.905	16	32	48	65	30	1	5	28	2	142	10.1
Rodney Rogers	30	26	882	109	289	.377	25	92	.272	32	42	.762	28	114	142	60	103	1	19	66	12	275	9.2
Chris Andersen	67	2	1430	191	358	.534	0	3	.000	131	190	.689	137	273	410	71	144	0	14	64	100	513	7.7
Bostjan Nachbar (TOT)	71	6	1341	161	411	.392	75	196	.383	97	117	.829	24	158	182	74	183	1	29	73	16	494	7.0
Bostjan Nachbar (NOK)	55	4	1137	146	368	.397	65	175	.371	88	105	.838	20	132	152	65	153	1	28	68	16	445	8.1
Casey Jacobsen (TOT)	84	1	1798	165	404	.406	66	177	.373	151	192	.786	35	132	167	113	104	0	33	71	8	547	6.5
Casey Jacobsen (NOK)	44	1	1030	100	251	.398	32	88	.364	103	130	.792	18	82	107	76	78	0	22	47	7	335	7.6
David West	30	8	552	75	172	.436	2	5	.400	34	50	.680	40	89	129	23	62	0	12				

## 2003-04 ROSTER & STATS

**RECORD: 41-41**  
**EAST: 30-24**  
**WEST: 11-17**  
**DIVISION: 14-14**

**HOME: 25-16**  
**ROAD: 16-25**  
**OVERTIME: 3-3**

**Head Coach: Tim Floyd, Louisiana Tech '77**  
**Assistant Coaches: Alvin Gentry, Appalachian State '77; Jeff Bower, St. Francis (PA) '83; Kenny Gattison, Old Dominion '86; Jan van Breda Kolff, Vanderbilt '74**  
**Trainer: Terry Kofler, Xavier '76**

### 2003-04 Final Statistics

Player	G	GS	MIN	FG	FGA	PCT	3FG	3FGA	PCT	FT	FTA	PCT	OFF	DEF	TOT	AST	PF	DQ	STL	TO	BLK	PTS	AVG
Baron Davis	67	66	2686	554	1402	.395	187	582	.321	237	352	.673	66	221	287	501	178	2	158	215	27	1532	22.9
Jamaal Mashburn	19	18	730	156	398	.392	19	67	.284	65	80	.813	19	98	117	47	42	0	14	37	5	396	20.8
David Wesley	61	60	2001	311	800	.389	92	285	.323	137	182	.753	28	106	134	175	147	1	71	100	14	851	14.0
Jamaal Magloire	82	82	2777	383	809	.473	0	1	.000	353	470	.751	268	579	847	86	278	6	43	201	101	1119	13.6
Hilton Armstrong	79	22	2247	291	736	.395	135	429	.315	123	144	.854	63	163	226	311	148	1	133	155	16	840	10.6
PJ Brown	80	80	2753	339	712	.476	0	1	.000	158	185	.854	237	453	690	155	203	2	78	101	73	836	10.5
Stacey Augmon	69	24	1416	143	347	.412	1	7	.143	110	139	.791	52	122	174	85	114	2	55	76	15	397	5.8
Robert Traylor	71	0	942	145	287	.505	2	5	.400	70	128	.547	106	156	262	43	161	3	39	62	37	362	5.1
Steve Smith	71	4	929	119	293	.406	43	107	.402	77	83	.928	27	54	81	56	91	0	15	42	6	358	5.0
Shammond Williams(TOT)	4	763	87	232	.375	30	100	.300	51	58	.879	9	51	60	116	62	0	37	47	2	255	4.8	
Shammond Williams(NO)	16	2	238	28	81	.346	5	26	.192	11	13	.846	0	17	17	52	22	0	14	21	1	72	4.5
George Lynch	78	51	1701	149	375	.397	43	139	.309	34	51	.667	96	216	312	117	159	1	48	64	18	375	4.8
Maurice Carter(TOT)	10	0	110	11	35	.314	4	11	.364	16	20	.800	2	9	11	4	10	0	0	9	0	42	4.2
Maurice Carter(NO)	6	0	60	6	21	.286	3	8	.375	5	8	.625	2	6	8	2	5	0	0	3	0	20	3.3
David West	71	1	930	108	228	.474	0	2	.000	57	80	.713	117	180	297	60	117	0	27	48	28	273	3.8
Sean Rooks	35	0	325	34	94	.362	0	0	--	12	15	.800	10	40	50	11	48	0	9	15	5	80	2.3
Tierre Brown	3	0	17	2	4	.500	0	0	--	2	4	.500	0	1	2	1	0	0	0	7	0	6	2.0
Bryce Drew	15	0	78	4	18	.222	1	7	.143	3	3	1.000	0	6	6	13	1	0	4	8	0	12	0.8
NEW ORLEANS	82	--	19830	2772	6605	.420	531	1666	.319	1454	1937	.751	1091	2418	3509	1716	1715	18	708	1228	346	7529	91.8
OPPONENTS	82	--	19830	2843	6443	.441	444	1301	.341	1407	1877	.750	972	2477	3449	1790	1734	14	613	1282	429	7537	91.9

### Game-by-Game

Date	H/A	W/L	Opp	NO/Opp	Record	Date	H/A	W/L	Opp	NO/Opp	Record	Date	H/A	W/L	Opp	NO/Opp	Record
10/29	H	W	ATL	88-83*	1-0	12/31	A	W	BOS	96-94	20-12	3/7	A	L	TOR	76-84	33-30
10/30	A	W	ORL	100-98	2-0	1/2	A	W	TOR	86-74	21-12	3/10	H	W	MIA	95-84	34-30
11/1	H	W	BOS	97-90	3-0	1/3	A	L	IND	84-91	21-13	3/11	A	L	HOU	86-97	34-31
11/3	A	L	ATL	80-90	3-1	1/7	H	W	WAS	97-87	22-13	3/13	H	W	GSW	102-84	35-31
11/5	A	W	PHI	106-99*	4-1	1/9	H	L	SAS	84-94	22-14	3/16	A	L	MIA	83-96	35-32
11/7	H	W	LAL	114-95	5-1	1/10	A	L	CHI	84-89	22-15	3/17	H	W	PHI	104-80	36-32
11/8	H	L	CHI	106-109	5-2	1/13	H	L	MIN	89-94	22-16	3/19	H	L	SEA	80-91	36-33
11/11	A	L	DAL	97-125	5-3	1/15	H	L	TOR	74-78*	22-17	3/21	H	L	TOR	120-121*	36-34
11/12	H	W	UTA	96-89	6-3	1/17	H	W	ORL	91-90	23-17	3/23	H	W	DET	82-81	37-34
11/15	H	W	POR	101-79	7-3	1/19	A	L	MIN	90-97	23-18	3/25	A	L	ATL	76-84	37-35
11/18	A	W	NJN	88-85	8-3	1/21	H	L	PHI	86-92	23-19	3/26	A	L	PHO	94-99	37-36
11/19	A	W	BOS	81-73	9-3	1/23	H	W	DEN	97-91	24-19	3/30	A	L	LAL	88-107	37-37
11/21	H	L	IND	75-76	9-4	1/24	A	W	SAS	98-96	25-19	3/31	A	L	UTA	76-89	37-38
11/23	A	W	DET	81-80	10-4	1/28	H	W	MIL	101-100	26-19	4/4	A	L	SEA	88-96	38-39
11/25	A	L	MIA	87-91	10-5	1/30	A	L	PHI	82-85	26-20	4/6	A	L	SAC	91-105	38-40
11/26	H	W	CLE	82-72	11-5	1/31	H	L	MIA	70-94	26-21	4/9	H	W	BOS	89-80	39-40
11/29	A	L	NYK	74-79	11-6	1/21	H	L	NJN	70-91	26-22	4/10	A	W	MIL	92-87	40-40
12/2	A	W	ORL	100-91	12-6	2/4	H	L	DAL	104-113	26-23	4/12	H	L	NYK	97-101	40-41
12/3	H	W	ORL	106-91	13-6	2/6	H	W	DET	92-81	27-23	4/14	A	W	WAS	94-78	41-41
12/5	H	L	HOU	74-83	13-7	2/7	A	L	MIL	97-107	27-24						
12/6	A	W	CHI	97-91	14-7	2/11	H	W	NYK	106-98	28-24						
12/8	H	W	MIL	91-85	15-7	2/17	A	W	IND	89-75	29-24						
12/11	A	W	PHO	111-101	16-7	2/18	H	W	WAS	120-98	30-24						
12/12	A	W	GSW	96-85	17-7	2/21	A	L	NJN	84-97	30-25						
12/15	A	L	LAC	80-109	17-8	2/23	A	L	CLE	100-104	30-26						
12/16	A	L	DEN	94-116	17-9	2/25	H	W	LAC	99-93	31-26						
12/18	H	L	SAC	90-101	17-10	2/27	H	W	IND	89-77	32-26						
12/20	H	W	MEM	94-89	18-10	2/28	A	L	MEM	92-97	32-27						
12/23	A	L	CLE	86-97	18-11	3/1	A	L	WAS	106-111*	32-28						
12/26	H	W	ATL	109-79	19-11	3/3	H	W	CHI	100-97*	33-28						
12/29	A	L	DET	99-108	19-12	3/5	H	L	CLE	85-88	33-29						

## 2002-03 ROSTER & STATS

**RECORD: 47-35**  
**WEST: 32-22**  
**EAST: 15-13**  
**DIVISION: 17-11**

**HOME: 29-12**  
**ROAD: 21-20**  
**OVERTIME: 5-4**

**Head Coach: Paul Silas, Creighton '64**  
**Assistant Coaches: Brian Hill, Kennedy '69; Stephen Silas, Brown '96; Bob Donewald Jr., Western Michigan '93**  
**Trainer: Terry Kofler, Xavier '76**

### 2001-02 Final Statistics

Player	G	GS	MIN	FG	FGA	PCT	3FG	3FGA	PCT	FT	FTA	PCT	OFF	DEF	TOT	AST	PF	DQ	STL	TO	BLK	PTS	AVG
Jamaal Mashburn	82	81	3321	670	1586	.422	119	306	.389	313	369	.848	66	432	498	462	196	0	83	230	17	1772	21.6
Baron Davis	50	47	1889	332	798	.416	99	283	.350	93	131	.710	56	130	186	320	148	3	91	140	22	856	17.1
David Wesley	73	73	2710	449	1037	.433	134	316	.424	185	237	.781	38	137	175	251	173	0	109	132	9	1217	16.7
PJ Brown	78	78	2609	319	601	.531	0	3	.000	194	232	.836	243	458	701	147	203	3	67	98	80	832	10.7
Jamaal Magloire	82	82	2443	305	635	.480	0	3	.000	231	322	.717	260	464	724	88	276	4	49	158	111	841	10.3
Courtney Alexander	66	7	1360	193	505	.382	19	57	.333	118	146	.808	39	79	118	79	125	0	31	68	6	523	7.9
Elden Campbell	41	1	685	101	247	.409	0	1	.000	93	115	.809	34	108	142	42	102	2	24	42	31	295	7.2
Kenny Anderson (TOT)	61	2	1135	163	382	.427	1	7	.143	45	57	.789	31	101	132	198	106	0	58	75	5	372	6.1
Kenny Anderson (NO)	23	1	446	61																			

TEAM HISTORY

ALL-TIME ROSTER

**Ajinca, Alexis** 7-2 • Center • Saint-Etienne, France  
Signed as an unrestricted free agent on Dec. 20, 2013.

Year	G	GS	Min	FG	FGA	Pct	3P	3PA	Pct	FT	FTA	Pct	Off	Def	Tot	Ast	PF	Dq	Stl	TO	Blk	Pts	Avg
13-14	56	30	950	136	249	.546	0	1	.000	56	67	.836	94	183	277	40	187	3	23	63	46	328	5.9
<b>Totals</b>	<b>56</b>	<b>30</b>	<b>950</b>	<b>134</b>	<b>249</b>	<b>.546</b>	<b>0</b>	<b>1</b>	<b>.000</b>	<b>56</b>	<b>67</b>	<b>.836</b>	<b>94</b>	<b>183</b>	<b>277</b>	<b>40</b>	<b>187</b>	<b>3</b>	<b>23</b>	<b>63</b>	<b>46</b>	<b>328</b>	<b>5.9</b>

**Alexander, Courtney** 6-6 • Guard • Fresno State  
Acquired from Washington in exchange for the 17th overall selection in the 2002 NBA Draft on June 26, 2002. Became a free agent after 2003-04 season.

Year	G	GS	Min	FG	FGA	Pct	3P	3PA	Pct	FT	FTA	Pct	Off	Def	Tot	Ast	PF	Dq	Stl	TO	Blk	Pts	Avg
02-03	66	7	1360	193	505	.382	19	57	.333	118	146	.808	39	79	118	79	125	0	31	68	6	523	7.9
<b>Totals</b>	<b>66</b>	<b>7</b>	<b>1360</b>	<b>193</b>	<b>505</b>	<b>.382</b>	<b>19</b>	<b>57</b>	<b>.333</b>	<b>118</b>	<b>146</b>	<b>.808</b>	<b>39</b>	<b>79</b>	<b>118</b>	<b>79</b>	<b>125</b>	<b>0</b>	<b>31</b>	<b>68</b>	<b>6</b>	<b>523</b>	<b>7.9</b>

**Aminu, Al-Farouq** 6-9 • Forward • Wake Forest  
Acquired from LA Clippers along with Eric Gordon, Chris Kaman and a 2012 first round draft pick in exchange for Chris Paul and two 2015 second round draft picks on December 14th, 2011. Became a free agent following the 2012-13 season. Signed as a free agent on July 10, 2013. Became a free agent after the 2013-14 season.

Year	G	GS	Min	FG	FGA	Pct	3P	3PA	Pct	FT	FTA	Pct	Off	Def	Tot	Ast	PF	Dq	Stl	TO	Blk	Pts	Avg
11-12	66	21	1477	150	365	.411	13	47	.277	86	114	.754	95	213	308	66	136	1	59	91	34	399	6.0
12-13	76	71	2066	225	474	.475	4	19	.211	101	137	.737	139	446	585	103	153	0	92	116	51	555	7.3
13-14	80	65	2045	234	494	.474	13	48	.271	91	137	.664	129	367	496	114	147	1	82	88	38	572	7.2
<b>Totals</b>	<b>222</b>	<b>157</b>	<b>5588</b>	<b>609</b>	<b>1333</b>	<b>.457</b>	<b>30</b>	<b>114</b>	<b>.263</b>	<b>278</b>	<b>388</b>	<b>.716</b>	<b>363</b>	<b>1026</b>	<b>1389</b>	<b>283</b>	<b>436</b>	<b>2</b>	<b>233</b>	<b>295</b>	<b>123</b>	<b>1526</b>	<b>6.9</b>

**Amundson, Louis** 6-9 • Forward • Nevada-Las Vegas  
Signed as a free agent for the remainder of the season on March 12, 2013. Rights were renounced following the 2012-13 season. Signed as a free agent on November 12, 2013. Waived on December 31, 2013.

Year	G	GS	Min	FG	FGA	Pct	3P	3PA	Pct	FT	FTA	Pct	Off	Def	Tot	Ast	PF	Dq	Stl	TO	Blk	Pts	Avg
12-13	18	0	209	18	42	.429	0	0	--	8	16	.500	24	34	58	8	27	0	9	8	6	44	2.4
13-14	18	0	184	16	32	.500	0	0	--	6	24	.250	28	27	55	6	49	2	9	14	11	38	2.1
<b>Totals</b>	<b>36</b>	<b>0</b>	<b>393</b>	<b>34</b>	<b>74</b>	<b>.459</b>	<b>0</b>	<b>0</b>	<b>--</b>	<b>14</b>	<b>40</b>	<b>.350</b>	<b>52</b>	<b>61</b>	<b>113</b>	<b>14</b>	<b>76</b>	<b>2</b>	<b>18</b>	<b>22</b>	<b>17</b>	<b>82</b>	<b>2.3</b>

**Andersen, Chris** 6-10 • Forward/Center • Blinn J.C. (TX)  
Signed as a free agent on July 16, 2004. Dismissed and disqualified from the NBA on Jan. 27, 2006. Re-signed by the Hornets on March 5, 2008 after being re-instated by the NBA following a two-year suspension for violating the NBA's substance abuse policy. Became a free agent following the 2007-08 season.

Year	G	GS	Min	FG	FGA	Pct	3P	3PA	Pct	FT	FTA	Pct	Off	Def	Tot	Ast	PF	Dq	Stl	TO	Blk	Pts	Avg
04-05	67	2	1430	191	358	.534	0	3	.000	131	190	.689	137	273	410	71	144	0	14	64	100	513	7.7
05-06	32	2	570	56	98	.571	0	0	--	49	103	.476	61	94	155	6	84	0	8	26	41	161	5.0
07-08	5	0	34	2	7	.286	0	0	--	4	500	2	7	9	0	6	0	0	1	4	6	12	2.2
<b>Totals</b>	<b>106</b>	<b>4</b>	<b>2034</b>	<b>249</b>	<b>463</b>	<b>.538</b>	<b>0</b>	<b>3</b>	<b>.000</b>	<b>182</b>	<b>297</b>	<b>.613</b>	<b>200</b>	<b>374</b>	<b>574</b>	<b>77</b>	<b>234</b>	<b>0</b>	<b>22</b>	<b>91</b>	<b>145</b>	<b>680</b>	<b>4.6</b>

**Andersen, David** 6-11 • Center • Australia  
Acquired along with Jarrett Jack and Marcus Banks from the Toronto Raptors in exchange for Jerryd Bayless and Peja Stojakovic November 19, 2010. Waived on December 19, 2011.

Year	G	GS	Min	FG	FGA	Pct	3P	3PA	Pct	FT	FTA	Pct	Off	Def	Tot	Ast	PF	Dq	Stl	TO	Blk	Pts	Avg
10-11	29	0	223	33	74	.446	5	13	.385	7	15	.467	54	154	50	6	29	0	2	14	6	78	2.7
<b>Totals</b>	<b>29</b>	<b>0</b>	<b>223</b>	<b>33</b>	<b>74</b>	<b>.446</b>	<b>5</b>	<b>13</b>	<b>.385</b>	<b>7</b>	<b>15</b>	<b>.467</b>	<b>54</b>	<b>154</b>	<b>50</b>	<b>6</b>	<b>29</b>	<b>0</b>	<b>2</b>	<b>14</b>	<b>6</b>	<b>78</b>	<b>2.7</b>

**Anderson, Kenny** 6-1 • Guard • Georgia Tech  
Acquired from Seattle in exchange for Elden Campbell on Feb. 20, 2003. Became a free agent after 2002-03 season.

Year	G	GS	Min	FG	FGA	Pct	3P	3PA	Pct	FT	FTA	Pct	Off	Def	Tot	Ast	PF	Dq	Stl	TO	Blk	Pts	Avg
02-03	23	1	446	61	150	.407	1	2	.500	16	22	.727	14	31	45	77	43	0	18	42	4	139	6.0
<b>Totals</b>	<b>23</b>	<b>1</b>	<b>446</b>	<b>61</b>	<b>150</b>	<b>.407</b>	<b>1</b>	<b>2</b>	<b>.500</b>	<b>16</b>	<b>22</b>	<b>.727</b>	<b>14</b>	<b>31</b>	<b>45</b>	<b>77</b>	<b>43</b>	<b>0</b>	<b>18</b>	<b>42</b>	<b>4</b>	<b>139</b>	<b>6.0</b>

**Anderson, Ryan** 6-10 • Forward • California  
Acquired from Orlando in exchange for forward Gustavo Ayon on July 11, 2012.

Year	G	GS	Min	FG	FGA	Pct	3P	3PA	Pct	FT	FTA	Pct	Off	Def	Tot	Ast	PF	Dq	Stl	TO	Blk	Pts	Avg
12-13	81	22	2503	472	1115	.423	213	557	.382	152	180	.844	191	328	519	97	179	2	42	97	31	1309	16.2
13-14	22	14	794	155	354	.438	67	164	.409	59	62	.952	66	76	142	17	47	0	10	20	7	436	19.8
<b>Totals</b>	<b>103</b>	<b>36</b>	<b>3297</b>	<b>627</b>	<b>1469</b>	<b>.427</b>	<b>280</b>	<b>721</b>	<b>.388</b>	<b>211</b>	<b>242</b>	<b>.872</b>	<b>257</b>	<b>404</b>	<b>661</b>	<b>114</b>	<b>226</b>	<b>2</b>	<b>52</b>	<b>117</b>	<b>38</b>	<b>1745</b>	<b>16.9</b>

**Ariza, Trevor** 6-8 • Guard/Forward • UCLA  
Acquired from the Houston Rockets in a four-team trade on August 11, 2010. Traded to the Washington Wizards along with Emeka Okafor for the rights to forward Rashard Lewis and the 46th pick in the 2012 NBA Draft.

Year	G	GS	Min	FG	FGA	Pct	3P	3PA	Pct	FT	FTA	Pct	Off	Def	Tot	Ast	PF	Dq	Stl	TO	Blk	Pts	Avg
10-11	75	75	2600	303	762	.398	82	271	.303	138	197	.701	61	347	408	162	180	0	120	118	31	826	11.0
11-12	41	41	1350	168	403	.417	29	87	.333	79	102	.775	41	174	215	135	73	0	69	76	25	444	10.8
<b>Totals</b>	<b>116</b>	<b>116</b>	<b>3950</b>	<b>471</b>	<b>1165</b>	<b>.404</b>	<b>111</b>	<b>358</b>	<b>.310</b>	<b>217</b>	<b>299</b>	<b>.726</b>	<b>102</b>	<b>521</b>	<b>623</b>	<b>297</b>	<b>253</b>	<b>0</b>	<b>189</b>	<b>194</b>	<b>56</b>	<b>1270</b>	<b>10.9</b>

**Armstrong, Darrell** 6-1 • Guard • Fayetteville State  
Signed as a free agent on July 29, 2003. Traded to Dallas in exchange for Dan Dickau and a 2005 second round draft pick on Dec. 3, 2004.

Year	G	GS	Min	FG	FGA	Pct	3P	3PA	Pct	FT	FTA	Pct	Off	Def	Tot	Ast	PF	Dq	Stl	TO	Blk	Pts	Avg
03-04	79	22	2247	291	736	.395	135	429	.315	123	144	.854	63	163	226	311	148	1	133	155	16	840	10.6
04-05	14	9	412	53	159	.333	17	70	.243	19	21	.905	16	32	48	65	30	1	15	28	2	142	10.1
<b>Totals</b>	<b>93</b>	<b>31</b>	<b>2659</b>	<b>344</b>	<b>895</b>	<b>.384</b>	<b>152</b>	<b>499</b>	<b>.305</b>	<b>142</b>	<b>165</b>	<b>.861</b>	<b>79</b>	<b>195</b>	<b>274</b>	<b>376</b>	<b>178</b>	<b>2</b>	<b>148</b>	<b>183</b>	<b>18</b>	<b>982</b>	<b>10.6</b>

**Armstrong, Hilton** 6-11 • Center/Forward • Connecticut  
Drafted with the 12th overall pick of the 2006 NBA Draft...signed to fourth-year option on October 25, 2008...traded to Sacramento in exchange for a conditional second round pick in 2016 on Jan. 11, 2010.

Year	G	GS	Min	FG	FGA	Pct	3P	3PA	Pct	FT	FTA	Pct	Off	Def	Tot	Ast	PF	Dq	Stl	TO	Blk	Pts	Avg
06-07	56	5	630	68	125	.544	0	0	--	40	67	.597	58	91	149	10	79	0	12	35	26	176	3.1
07-08	65	3	732	67	148	.453	0	0	--	44	70	.629	65	98	163	23	130	1	15	59	34	178	2.7
08-09	70	29	1092	138	246	.561	0	2	.000	62	98	.633	81	114	195	29	181	1	26	80	45	338	4.8
09-10	18	0	239	19	50	.380	0	0	--	13	28	.464	17	44	61	16	44	1	8	13	8	51	2.8
<b>Totals</b>	<b>209</b>	<b>37</b>	<b>2697</b>	<b>292</b>	<b>569</b>	<b>.513</b>	<b>0</b>	<b>2</b>	<b>.000</b>	<b>159</b>	<b>263</b>	<b>.605</b>	<b>221</b>	<b>347</b>	<b>568</b>	<b>78</b>	<b>434</b>	<b>3</b>	<b>61</b>	<b>187</b>	<b>113</b>	<b>743</b>	<b>3.6</b>

**Augmon, Stacey** 6-8 • Forward • UNLV  
Signed as a free agent on July 25, 2001. Became a free agent after 2003-04 season.

Year	G	GS	Min	FG	FGA	Pct	3P	3PA	Pct	FT	FTA	Pct	Off	Def	Tot	Ast	PF	Dq	Stl	TO	Blk	Pts	Avg
02-03	70	3	862	79	192	.411	0	7	.000	54	72	.750	26	93	119	69	80						







TEAM HISTORY

Livingston, Randy

6-4 • Guard • Louisiana State

Signed a 10-day contract on Jan. 27, 2003. Released on Feb. 5, 2003.

Table with 20 columns: Year, G, GS, Min, FG, FGA, Pct, 3P, 3PA, Pct, FT, FTA, Pct, Off, Def, Tot, Ast, PF, Dq, Stl, TO, Blk, Pts, Avg. Row: 02-03 2 0 12 2 4 .500 0 0 --- 2 2 1.000 0 0 0 1 0 0 0 0 0 6 3.0

Lopez, Robin

7-0 • Center • Stanford

Acquired from Phoenix along with forward Hakim Warrick and cash considerations in exchange for guard Jerome Dyson and center Brad Miller, with two second round picks going to Minnesota as part of the three-team deal that sent forward Wesley Johnson and a first round pick from Minnesota to Phoenix on July 27, 2012. Traded to Portland with Terrell Harris as part of a three team trade that returned Jeff Withey (from Portland) and Tyreke Evans (from Sacramento), and sent Greivis Vasquez (from New Orleans) a 2016 second round pick, a future second round pick and cash considerations (all from Portland) to Sacramento.

Table with 20 columns: Year, G, GS, Min, FG, FGA, Pct, 3P, 3PA, Pct, FT, FTA, Pct, Off, Def, Tot, Ast, PF, Dq, Stl, TO, Blk, Pts, Avg. Row: 12-13 82 82 2136 384 719 .534 0 0 -- 161 207 .778 226 236 462 64 167 1 32 110 128 929 11.3

Lynch, George

6-8 • Forward • North Carolina

Acquired along with Robert Traylor and Jerome Moiso from Philadelphia and Chris Porter from Golden State in a three-team deal that sent Derrick Coleman (from Charlotte), Corie Blount and Vonteego Cummings (from Golden State) to Philadelphia and Cedric Henderson (from Philadelphia) and a conditional first round draft pick from Philadelphia to Golden State on Oct. 25, 2001. Waived on Oct. 28, 2005.

Table with 20 columns: Year, G, GS, Min, FG, FGA, Pct, 3P, 3PA, Pct, FT, FTA, Pct, Off, Def, Tot, Ast, PF, Dq, Stl, TO, Blk, Pts, Avg. Row: 02-03 81 32 1497 147 359 .409 28 79 .354 41 74 .554 139 214 353 104 136 1 66 52 19 363 4.5

Macijauskas, Arvydas

6-4 • Guard • Lithuania

Signed as a free agent on Aug. 2, 2005. Waived on July 12, 2006.

Table with 20 columns: Year, G, GS, Min, FG, FGA, Pct, 3P, 3PA, Pct, FT, FTA, Pct, Off, Def, Tot, Ast, PF, Dq, Stl, TO, Blk, Pts, Avg. Row: 05-06 19 0 135 14 41 .341 3 12 .250 13 15 .867 3 7 10 5 10 0 7 8 0 44 2.3

Magloire, Jamaal

6-10 • Center • Kentucky

Selected by the Hornets in the first round (19th overall) of the 2000 NBA Draft on June 28, 2000. Traded to the Milwaukee Bucks in exchange for forward Desmond Mason, an unconditional first round pick and cash considerations on Oct. 26, 2005.

Table with 20 columns: Year, G, GS, Min, FG, FGA, Pct, 3P, 3PA, Pct, FT, FTA, Pct, Off, Def, Tot, Ast, PF, Dq, Stl, TO, Blk, Pts, Avg. Row: 02-03 82 82 2443 305 635 .480 0 3 .000 231 322 .717 260 464 724 88 276 4 49 158 111 841 10.3

Marks, Sean

6-10 • Forward/Center • California

Signed as a free agent on August 26, 2008. Signed as a free agent on August 27, 2009. Became a free agent following the 2009-10 season.

Table with 20 columns: Year, G, GS, Min, FG, FGA, Pct, 3P, 3PA, Pct, FT, FTA, Pct, Off, Def, Tot, Ast, PF, Dq, Stl, TO, Blk, Pts, Avg. Row: 08-09 60 5 838 80 165 .485 2 10 .200 30 44 .682 62 125 167 14 121 0 7 35 33 192 3.2

Mashburn, Jamal

6-8 • Forward • Kentucky

Acquired from Miami Heat along with P.J. Bwon, Rodney Buford, Tim James and Otis Thorpe in exchange for Ricky Davis, Dave Ellis, Eddie Jones and Anthony Mason on August 1, 2000. Traded to the Philadelphia 76ers along with Rodney Rogers in exchange for Glenn Robinson on February 24, 2005.

Table with 20 columns: Year, G, GS, Min, FG, FGA, Pct, 3P, 3PA, Pct, FT, FTA, Pct, Off, Def, Tot, Ast, PF, Dq, Stl, TO, Blk, Pts, Avg. Row: 02-03 82 21 3321 670 1586 .422 119 306 .389 313 369 .848 66 432 498 462 196 -- 83 230 17 1772 21.6

Mason, Desmond

6-5 • Forward/Guard • Oklahoma State

Acquired along with an unconditional first round pick in the 2006 NBA Draft and cash considerations from the Milwaukee Bucks in exchange for Jamaal Magloire on Oct. 26, 2005. Became a free agent following the 2006-07 season.

Table with 20 columns: Year, G, GS, Min, FG, FGA, Pct, 3P, 3PA, Pct, FT, FTA, Pct, Off, Def, Tot, Ast, PF, Dq, Stl, TO, Blk, Pts, Avg. Row: 05-06 70 55 2102 275 690 .399 1 6 .167 206 302 .682 64 234 298 66 136 1 42 113 17 757 10.8

Mason Jr., Roger

6-5 • Guard • Virginia

Signed as a free agent on August 4, 2012. Rights were renounced following the 2012-13 season.

Table with 20 columns: Year, G, GS, Min, FG, FGA, Pct, 3P, 3PA, Pct, FT, FTA, Pct, Off, Def, Tot, Ast, PF, Dq, Stl, TO, Blk, Pts, Avg. Row: 12-13 69 13 1219 132 305 .433 66 159 .415 39 43 .907 11 121 132 74 104 0 26 51 11 369 5.3

Morrow, Anthony

6-5 • Guard • Georgia Tech

Signed as a free agent on July 18, 2013.

Table with 20 columns: Year, G, GS, Min, FG, FGA, Pct, 3P, 3PA, Pct, FT, FTA, Pct, Off, Def, Tot, Ast, PF, Dq, Stl, TO, Blk, Pts, Avg. Row: 13-14 76 9 1426 238 520 .458 88 195 .451 72 87 .828 29 111 140 59 102 0 38 51 12 636 8.4

Ilunga-Mbenga, Didier

7-0 • Center • Democratic Republic of the Congo

Signed as a free agent on October 13, 2010. Became a free agent following the 2010-11 season.

Table with 20 columns: Year, G, GS, Min, FG, FGA, Pct, 3P, 3PA, Pct, FT, FTA, Pct, Off, Def, Tot, Ast, PF, Dq, Stl, TO, Blk, Pts, Avg. Row: 10-11 41 0 330 23 49 .469 0 0 --- 13 18 .722 35 51 86 6 52 0 6 21 21 59 1.4

TEAM HISTORY

McGuire, Dominic

6-9 • Forward • Fresno State

Signed as a free agent on December 16, 2012. Waived by New Orleans on January 4, 2013.

Table with 20 columns: Year, G, GS, Min, FG, FGA, Pct, 3P, 3PA, Pct, FT, FTA, Pct, Off, Def, Tot, Ast, PF, Dq, Stl, TO, Blk, Pts, Avg. Row: 12-13 9 0 145 9 21 .429 0 0 --- 1 2 .500 7 21 28 9 13 0 8 5 3 19 2.1

Mensch-Bonsu, Pops

6-9 • Center • George Washington

Signed as a free agent on September 24, 2010. Waived by New Orleans on January 4, 2011.

Table with 20 columns: Year, G, GS, Min, FG, FGA, Pct, 3P, 3PA, Pct, FT, FTA, Pct, Off, Def, Tot, Ast, PF, Dq, Stl, TO, Blk, Pts, Avg. Row: 10-11 7 0 35 1 3 .333 0 0 --- 0 0 --- 3 8 11 2 11 0 0 2 0 2 0.3

Miller, Darius

6-8 • Forward • Kentucky

Selected in the second round of the 2012 NBA Draft (46th overall pick) on June 28, 2012.

Table with 20 columns: Year, G, GS, Min, FG, FGA, Pct, 3P, 3PA, Pct, FT, FTA, Pct, Off, Def, Tot, Ast, PF, Dq, Stl, TO, Blk, Pts, Avg. Row: 12-13 52 2 694 44 108 .407 22 56 .393 8 8 1.000 8 70 78 44 89 0 17 23 12 118 2.3

Moiso, Jerome

6-10 • Forward • UCLA

Acquired along with Robert Traylor and George Lynch from Philadelphia and Chris Porter from Golden State in a three-team trade which sent Derrick Coleman (from Charlotte), Corie Blount and Vonteego Cummings (from Golden State) to Philadelphia and Cedric Henderson (from Philadelphia) and a conditional first round draft pick from Philadelphia to Golden State on Oct. 25, 2001. Became a free agent after 2002-03 season.

Table with 20 columns: Year, G, GS, Min, FG, FGA, Pct, 3P, 3PA, Pct, FT, FTA, Pct, Off, Def, Tot, Ast, PF, Dq, Stl, TO, Blk, Pts, Avg. Row: 02-03 51 1 644 89 171 .520 0 0 --- 27 41 .659 59 119 178 22 87 1 19 46 44 205 4.0

Nachbar, Bostjan

6-9 • Forward • Slovenia

Acquired along with Jim Jackson from Houston in exchange for David Wesley on Dec. 27, 2004. Traded to the New Jersey Nets in exchange for Marc Jackson and Linton Johnson III on Feb. 23, 2006.

Table with 20 columns: Year, G, GS, Min, FG, FGA, Pct, 3P, 3PA, Pct, FT, FTA, Pct, Off, Def, Tot, Ast, PF, Dq, Stl, TO, Blk, Pts, Avg. Row: 04-05 55 4 1137 146 368 .397 65 175 .371 88 105 .838 20 132 152 65 153 1 28 68 16 445 8.1

Nailon, Lee

6-8 • Forward • Texas Christian

Signed as a free agent on Sept. 30, 2004. Became a free agent after the 2004-05 season.

Table with 20 columns: Year, G, GS, Min, FG, FGA, Pct, 3P, 3PA, Pct, FT, FTA, Pct, Off, Def, Tot, Ast, PF, Dq, Stl, TO, Blk, Pts, Avg. Row: 04-05 68 51 2017 415 869 .478 0 2 .000 133 165 .806 128 170 298 109 190 1 36 110 16 963 14.2

Norris, Mochie

6-1 • Guard • West Florida

Acquired along with cash considerations from Houston in exchange for Maciej Lampe on Feb. 13, 2006. Waived on July 5, 2006.

Table with 20 columns: Year, G, GS, Min, FG, FGA, Pct, 3P, 3PA, Pct, FT, FTA, Pct, Off, Def, Tot, Ast, PF, Dq, Stl, TO, Blk, Pts, Avg. Row: 05-06 16 0 183 20 47 .426 4 9 .444 16 25 .640 3 17 20 21 18 0 6 17 0 60 3.8

Okafor, Emeke

6-10 • Forward/Center • Connecticut

Acquired from the Charlotte Bobcats in exchange for Tyson Chandler on July 28, 2009. Traded to Washington along with forward Trevor Ariza for forward Rashard Lewis and the 46th pick in the 2012 NBA Draft on June 20, 2012.

Table with 20 columns: Year, G, GS, Min, FG, FGA, Pct, 3P, 3PA, Pct, FT, FTA, Pct, Off, Def, Tot, Ast, PF, Dq, Stl, TO, Blk, Pts, Avg. Row: 09-10 82 82 2370 348 656 .530 0 0 -- 154 274 .562 251 491 742 55 218 1 54 111 127 850 10.4

Onuaku, Arinze

6-9 • Forward • Syracuse

Signed as a free agent on August 22, 2013. Waived by the Pelicans on November 12, 2013

Table with 20 columns: Year, G, GS, Min, FG, FGA, Pct, 3P, 3PA, Pct, FT, FTA, Pct, Off, Def, Tot, Ast, PF, Dq, Stl, TO, Blk, Pts, Avg. Row: 13-14 3 0 25 1 4 .250 0 0 -- 1 2 .500 2 5 7 3 3 0 0 1 0 3 1.0

Pack, Robert

6-2 • Guard • USC

Signed to a 10-day contract on Jan. 10, 2003. Signed to a second 10-day contract on Jan. 20, 2003. Signed for the remainder of the season on Jan. 30, 2003. Became a free agent after 2002-03 season.

Table with 20 columns: Year, G, GS, Min, FG, FGA, Pct, 3P, 3PA, Pct, FT, FTA, Pct, Off, Def, Tot, Ast, PF, Dq, Stl, TO, Blk, Pts, Avg. Row: 02-03 28 4 440 52 129 .403 0 5 .000 41 55 .745 11 40 51 81 35 0 25 40 0 145 5.2

Pargo, Jannero

6-1 • Guard • Arkansas

Signed as a free agent on August 9, 2006. Re-signed as a free agent on August 8, 2007. Became a free agent after the 2007-08 season.

Table with 20 columns: Year, G, GS, Min, FG, FGA, Pct, 3P, 3PA, Pct, FT, FTA, Pct, Off, Def, Tot, Ast, PF, Dq, Stl, TO, Blk, Pts, Avg. Row: 06-07 82 7 1710 283 692 .409 81 209 .388 104 122 .852 20 160 180 203 121 0 53 122 4 751 9.2





ALL-TIME TRANSACTIONS

2002-03	
June 25, 2002	Traded 2002 first round draft pick (17th overall) to Washington for guard Courtney Alexander.
July 30, 2002	Signed guard Baron Davis to a multi-year contract extension.
August 23, 2002	Re-signed forward Robert Traylor to a contract.
September 30, 2002	Re-signed free agent forward Lee Nailon. Signed free agent guard Terrell McIntyre and center Thomas Hamilton.
October 12, 2002	Waived center Thomas Hamilton.
October 23, 2002	Waived forward Lee Nailon and guard Terrell McIntyre.
January 10, 2003	Signed guard Robert Pack to a 10-day contract.
January 20, 2003	Signed guard Robert Pack to a second 10-day contract
January 27, 2003	Signed guard Randy Livingston to a 10-day contract and waived forward Matt Bullard.
January 30, 2003	Signed guard Robert Pack to a contract for the remainder of the season.
February 5, 2003	Released guard Randy Livingston.
February 20, 2003	Traded center Elden Campbell to the Seattle SuperSonics for guard Kenny Anderson.
April 8, 2003	The NBA Board of Governors voted the Hornets would join the Western Conference starting in the 2004-05 season.
2003-04	
May 4, 2003	Head Coach Paul Silas, Assistants Brian Hill, Stephen Silas and Bob Donnewald Jr. were notified that their contracts would not be renewed by the club.
May 7, 2003	Announced General Manager Jeff Bower resignation.
May 28, 2003	Announced the hiring of Allan Bristow as assistant general manager.
June 9, 2003	Hired Tim Floyd as the team's new head coach.
June 11, 2003	Exercised the team option on forward Robert Traylor for the 2003-04 season.
June 19, 2003	Hired former General Manager Jeff Bower as an assistant coach.
June 23, 2003	Hired Jan van Breda Kolff as an assistant coach.
June 25, 2003	Hired Kenny Gattison as an assistant coach.
June 26, 2003	Drafted forward David West of Xavier with the 18th overall selection in the NBA Draft and high school center James Lang in the second round with the 48th overall selection.
June 30, 2003	Hired Alvin Gentry as an assistant coach.
July 3, 2003	Named Jack Capella executive vice president/chief operating officer of the organization.
July 11, 2003	Signed first round draft choice (18th overall) forward David West to a contract.
July 16, 2003	Re-signed forward PJ Brown.
July 21, 2003	Signed free agent center Sean Rooks to a contract.
July 29, 2003	Signed free agent guard Darrell Armstrong to a contract.
August 4, 2003	Signed forward George Lynch to a contract extension.
September 30, 2003	Signed second round draft pick James Lang, free agent forward Paul Shirley and free agent guard Kareem Reid to contracts.
October 23, 2003	Hornets waive free agent forward Paul Shirley and free agent guard Kareem Reid.
October 29, 2003	Waived forward Kirk Haston and signed free agent guard Steve Smith.
October 30, 2003	Signed center Jamaal Magloire to a contract extension.
December 29, 2003	Waived forward James Lang.
January 26, 2004	Signed guard Pierre Brown to a 10-day contract.
February 19, 2004	Traded center Sean Rooks to Orlando for guard Shammond Williams.
March 2, 2004	Waived guard Bryce Drew.
March 25, 2004	Signed guard Maurice Carter to a 10-day contract.
April 4, 2004	Signed guard Maurice Carter for the remainder of the season.
2004-05	
May 5, 2004	Announced the retirement of Executive Vice President of Basketball Operations/General Manager Bob Bass.
May 7, 2004	Relieved Tim Floyd of coaching duties.
May 28, 2004	Hired Byron Scott as Head Coach.
June 16, 2004	Claimed guard Alex Garcia off of waivers from the San Antonio Spurs.
June 17, 2004	Promoted Assistant General Manager Allan Bristow to general manager.
June 22, 2004	Announced that Assistant Coach Kenny Gattison would be retained.
June 22, 2004	Named Assistant Coach Jeff Bower as director of player personnel; guard Maurice Carter was selected by the Charlotte Bobcats in the 2004 NBA Expansion Draft.
June 24, 2004	Drafted guard J.R. Smith of St. Benedict's Prep with the 18th overall selection in the 2004 NBA Draft and guard Tim Pickett of Florida State with the 44th overall pick in the second round.
June 29, 2004	Named Willis Reed as Vice President of Basketball Operations.
July 6, 2004	Signed first round draft choice (18th overall) forward J.R. Smith to a contract.
July 16, 2004	Signed Toronto forward Morris Peterson to an offer sheet.
July 19, 2004	Signed free agent forward/center Chris Andersen to a contract.
July 21, 2004	Hired Darrell Walker as an assistant coach.

August 3, 2004	Signed free agent forward Rodney Rogers and second round draft choice (44th overall) Tim Pickett to contracts.
August 4, 2004	Hired Jim Cleamons as an assistant coach.
August 18, 2004	Hired Robert Werdann as a scout.
September 29, 2004	Signed free agent center Sean Finn and forwards Tremaine Fowlkes, Britton Johnsen and Nate Williams.
September 30, 2004	Signed free agent guard Junior Harrington and forward Lee Nailon.
October 4, 2004	Signed free agent guard Ray Young.
October 9, 2004	Waived center Sean Finn and guard Ray Young.
October 28, 2004	Waived forwards Tremaine Fowlkes and Nate Williams.
October 31, 2004	Waived forward Britton Johnsen.
November 19, 2004	Signed forward Matt Freije and waived guard Tim Pickett.
December 3, 2004	Traded guard Darrell Armstrong to Dallas in exchange for guard Dan Dickau and a 2005 second round draft pick.
December 4, 2004	Signed forward Corsley Edwards.
December 12, 2004	Signed forward Lonny Baxter.
December 27, 2004	Traded guard David Wesley to Houston in exchange for guard Jim Jackson and forward Bostjan Nachbar and waived guard Alex Garcia and forward Lonnie Baxter.
December 29, 2004	Suspended guard/forward Jim Jackson indefinitely for failing to report to the team.
January 3, 2005	Waived forward Corsley Edwards.
January 5, 2005	Signed forward Corsley Edwards to a 10-day contract.
January 21, 2005	Traded guard Jim Jackson and a 2005 second round draft pick to Phoenix in exchange for guard/forward Casey Jacobsen, forward/center Maciej Lampe and forward/center Jackson Vroman; waived guard Junior Harrington and forward Matt Freije.
January 28, 2005	Traded guard Junior Harrington to a 10-day contract.
February 24, 2005	Signed guard Jamal Mashburn and Rodney Rogers to Philadelphia for forward Glenn Robinson; traded guard Baron Davis to Golden State for guard Speedy Claxton, center Dale Davis and cash considerations.
March 1, 2005	Waived center Dale Davis and forward Glenn Robinson.
2005-06	
May 19, 2005	Exercised the team option on Jackson Vroman through the 2005-06 season.
June 29, 2005	Drafted guard Chris Paul from Wake Forest with the fourth overall pick in the NBA Draft. Selected Brandon Bass from LSU with the 33rd overall pick in the second round.
July 5, 2005	Signed first round draft choice (fourth overall) guard Chris Paul to a contract.
August 2, 2005	Re-signed free agent forward Bostjan Nachbar to a contract; signed free agent guard Arvydas Macijauskas to a contract; Traded the rights to center Roberto Duenas to Miami in exchange for Rasual Butler from Miami and Kirk Snyder from Utah in a five-team, 13-player deal that also sent Antoine Walker (from Boston) and Jason Williams, James Posey and Andre Emmitt (from Memphis) to Miami, Eddie Jones (from Miami) and Raul Lopez (from Utah) to Memphis, Greg Ostertag (from Memphis) to Utah, and Curtis Borchardt (from Utah) and Qyntel Woods, the draft rights to Albert Miralles, two second round draft picks and cash considerations (from Miami) to Boston.
August 3, 2005	Re-signed free agent forward Chris Andersen to a contract.
September 19, 2005	Announced the temporary relocation of the team to Oklahoma City, OK for the 2005-06 season.
September 30, 2005	Signed second round draft choice (33rd overall) forward Brandon Bass to a contract.
September 30, 2005	Traded guard Dan Dickau to the Boston Celtics for a second round pick in the 2006 NBA Draft.
October 1, 2005	Announced the resignation of General Manager Allan Bristow.
October 1, 2005	Announced the promotion of Jeff Bower to General Manager from Director of Player Personnel.
October 1, 2005	Hired David Miller as an assistant coach.
October 1, 2005	Signed free agents Sean Banks, Troy Bell and Alex Garcia.
October 18, 2005	Waived guard Troy Bell.
October 26, 2005	Traded center Jamaal Magloire to the Milwaukee Bucks for forward Desmond Mason, an unconditional first round pick in the 2006 NBA Draft and cash considerations.
October 27, 2005	Waived guard Alex Garcia.
October 28, 2005	Waived forward George Lynch.
November 17, 2005	Assigned forward Sean Banks to the Tulsa 66ers of the NBADL.
January 5, 2006	Announced that the team would play three games at the New Orleans Arena (3/8 vs. LAL, 3/18 vs. DEN, 3/21 vs. LAC); waived forward Sean Banks.
January 27, 2006	NBA announced that forward Chris Andersen had been dismissed and disqualified from the NBA for violating the terms of the Anti-Drug Program.
January 31, 2006	NBA announced that the team will remain in Oklahoma City for 35 games in the 2006-07 season and that it will play its other six home games in New Orleans; traded two second round draft picks (2006 and 2009) to the Toronto Raptors for forward Aaron Williams.
February 1, 2006	Acquired center Steven Hunter and cash considerations from Philadelphia in exchange for second round picks in 2006 and 2007.
February 7, 2006	Announced that the Steven Hunter trade had been rescinded.
February 13, 2006	Traded center Maciej Lampe to the Houston Rockets for guard Moochie Norris and cash considerations.
February 23, 2006	Traded forward Bostjan Nachbar to the New Jersey Nets for center Marc Jackson and forward Linton Johnson III.
March 24, 2006	Assigned forward Brandon Bass to the Tulsa 66ers of the NBADL.
March 29, 2006	Recalled forward Brandon Bass from the Tulsa 66ers.
March 31, 2006	Waived forward/center Jackson Vroman and signed forward Marcus Fizer to a 10-day contract.
April 10, 2006	Signed forward Marcus Fizer for the remainder of the 2005-06 season.

TEAM HISTORY

2006-07	
June 13, 2006	Exercised the team option on forward Brandon Bass through the 2006-07 season.
June 27, 2006	Announced that the contract of Head Coach Byron Scott had been extended through the 2008-09 season.
June 28, 2006	Drafted center Hilton Armstrong from Connecticut with the 12th overall pick and forward/center Cedric Simmons from North Carolina State with the 15th overall pick in the NBA Draft. Selected Marcus Vinicius of Brazil with the 43rd overall pick in the second round.
July 5, 2006	Signed first round draft picks Hilton Armstrong and Cedric Simmons to contracts; waived guard Moochie Norris.
July 12, 2006	Acquired forward Peja Stojakovic and cash considerations from the Indiana Pacers in exchange for the draft rights to Andrew Betts. Waived guard Arvydas Macijauskas.
July 14, 2006	Acquired center Tyson Chandler from the Chicago Bulls in exchange for forward PJ Brown and guard J.R. Smith. Traded guard Kirk Snyder to the Houston Rockets in exchange for cash considerations and a conditional 2008 second round pick (the Hornets to receive the higher second round slot between the two teams in the 2008 NBA Draft).
July 19, 2006	Signed free agent guard Bobby Jackson and re-signed forward Rasual Butler.
August 9, 2006	Signed free agent guard Jannero Pargo.
August 25, 2006	Announced that the contract of General Manager Jeff Bower had been extended through the 2010-11 season. Announced that the contracts of Assistant Coaches Darrell Walker, Kenny Gattison and David Miller had been extended through the 2006-07 season.
2007-08	
June 12, 2007	Hired Charlie Parker as assistant coach.
June 28, 2007	Drafted forward Julian Wright from Kansas with the 13th overall pick and guard Adam Haluska from Iowa with the 43rd overall pick in the second round.
July 2, 2007	Hired Paul Pressey as assistant coach.
July 7, 2007	Signed first round draft pick Julian Wright and second round pick Adam Haluska to contracts.
July 23, 2007	Signed free agent guard Morris Peterson.
July 24, 2007	Announced Gary Chouest as a minority owner.
August 8, 2007	Re-signed guard Jannero Pargo.
September 13, 2007	Signed free agent forward/center Melvin Ely.
September 29, 2007	Acquired David Wesley from the Cleveland Cavaliers in exchange for Cedric Simmons.
February 21, 2008	Acquired Bonzi Wells, Mike James and cash considerations (from Houston) in a three-team trade that sent Bobby Jackson, Adam Haluska, a 2008 second-round draft pick (from New Orleans) and the rights to Sergei Lishouk (from Memphis) to Houston, and forward Marcus Vinicius, the rights to Malick Badiane and cash considerations (from Houston) to Memphis. Signed forward/center Chris Andersen.
March 5, 2008	
2008-09	
May 28, 2008	Signed head coach Byron Scott to a contract extension.
June 26, 2008	Drafted forward Darrell Arthur from Kansas with the 27th overall pick then traded Arthur's draft rights to Portland for cash considerations.
July 9, 2008	Signed guard Chris Paul to a contract extension.
July 23, 2008	Signed guard/forward James Posey.
August 22, 2008	Signed guard/forward Devin Brown.
August 26, 2008	Signed forward/center Sean Marks.
October 25, 2008	Hornets exercise fourth-year option on Hilton Armstrong and third-year option on Julian Wright.
2009-10	
June 5, 2009	Announced that assistant coach Kenny Gattison will not return to the team.
June 25, 2009	Drafted guard Darren Collison from UCLA with the 21st overall pick and acquired the draft rights to Marcus Thornton from LSU (43rd pick) from the Miami Heat for two future second round picks.
July 8, 2009	Signed draft picks Darren Collison and Marcus Thornton.
July 13, 2009	Named Rob Werdann assistant coach.
July 27, 2009	Signed free agent forward/center Ike Diogu.
July 28, 2009	Acquired center Emeka Okafor of the Charlotte Bobcats in exchange for center Tyson Chandler.
August 6, 2009	Named Robert Pack assistant coach.
August 12, 2009	Acquired a future second round pick from the Los Angeles Clippers in exchange for Rasual Butler.
August 27, 2009	Re-signed forward/center Sean Marks.
September 9, 2009	Acquired Bobby Brown and Darius Songaila from the Minnesota Timberwolves in exchange for Antonio Daniels and a 2014 second round draft pick.
September 28, 2009	Signed Larry Owens and Earl Barron to training camp contracts.
October 21, 2009	Waived Larry Owens and Earl Barron.
October 26, 2009	Exercised fourth-year option on Julian Wright.
November 12, 2009	Byron Scott relieved of head coaching duties; Jeff Bower named Head Coach; Tim Floyd added as Lead Assistant Coach.
January 11, 2010	Acquired conditional second round draft pick in 2016 from Sacramento in exchange for Hilton Armstrong.
January 25, 2010	Acquired Aaron Gray in exchange for Devin Brown.
January 26, 2010	Acquired conditional second round draft pick in 2014 from L.A. Clippers for Bobby Brown.
February 5, 2010	Signed Jason Hart to 10-day contract.
April 20, 2010	Jeff Bower steps down as head coach and resumes sole focus on General Manager duties.

TEAM HISTORY

2010-11	
June 7, 2010	Monty Williams named Head Coach
June 30, 2010	Michael Malone, Bryan Gates and James Borrego named Assistant Coaches.
July 8, 2010	Acquired draft rights to Craig Brackins and Quincy Pondexter from Oklahoma City in exchange for the draft rights to Cole Aldrich and Morris Peterson.
July 13, 2010	General Manager Jeff Bower resigns.
July 27, 2010	Dell Demps named General Manager.
August 4, 2010	Randy Ayers and Fred Vinson named Assistant Coaches; Michael Malone named Lead Assistant Coach
August 11, 2010	Tim Connelly hired as Assistant General Manager and Gerald Madkins hired as Vice President of Player Personnel today.
August 11, 2010	Acquired Trevor Ariza from the Houston Rockets in a trade that sent James Posey and Darren Collison from New Orleans to Indiana, Courtney Lee from New Jersey to Houston and Troy Murphy from Indiana to New Jersey.
August 11, 2010	Acquired Marco Belinelli from Toronto in exchange for Julian Wright.
August 31, 2010	Mark Cranston named Head Athletic Trainer, Carlos Daniel named Strength Coach and Adam Tatalovich named Video Coordinator.
September 7, 2010	Signed free agent Mustafa Shakur.
September 17, 2010	Signed free agents D.J. Strawberry and Darryl Watkins; announced hiring of scouts David Booth, John Cardio and Terrance "Doc" Martin.
September 20, 2010	Signed free agent Joe Alexander.
September 23, 2010	Acquired Willie Green and Jason Smith from Philadelphia in exchange for Darius Songaila and Craig Brackin
September 24, 2010	Signed free agents Jannero Pargo and Pops Mensah-Bonsu.
October 5, 2010	Released Jannero Pargo.
October 15, 2010	Signed free agent D.J. Mbenga.
October 18, 2010	Acquired Curtis Jerrells, waived Mustafa Shakur and Darryl Watkins.
October 20, 2010	Waived D.J. Strawberry.
October 23, 2010	Acquired Jerryd Bayless from the Portland Trail Blazers in exchange for a conditional first round pick.
October 24, 2010	Waived Curtis Jerrells.
November 13, 2010	Waived Joe Alexander.
November 19, 2010	Traded Jerryd Bayless and Peja Stojakovic to Toronto in exchange for Jarrett Jack, Marcus Banks and David Andersen.
January 4, 2011	Waived Pops Mensah-Bonsu.
February 4, 2011	Signed Sasha Pavlovic to a 10-day contract.
February 23, 2011	Acquired Carl Landry from the Sacramento Kings for Marcus Thornton and cash considerations.
March 9, 2011	Signed Jerel McNeal to a 10-day contract.
March 26, 2010	Signed Patrick Ewing Jr. to a 10-day contract.
April 5, 2011	Signed Patrick Ewing Jr. for the remainder of season.
2011-12	
June 23, 2011	Trade the rights to forward/center Jonathan Harrelson (45th overall pick in the 2011 NBA Draft) to the New York Knicks for financial considerations.
June 27, 2011	Forward David West declines player option for the 2011-12 season and becomes a free agent.; center Aaron Gray declines player option for the 2011-12 season and becomes a free agent.
June 30, 2011	Extend qualifying offer to guard Marco Belinelli for the 2011-12 season.
July 7, 2011	Reigning NBA D-League champion Iowa Energy named new Hornets D-League affiliate.
August 2, 2011	Dave Hanners named assistant coach. Randy Ayers promoted to lead assistant.
December 9, 2011	Hornets sign nine free agents (Brian Butch, Justin Dentmon, Jerome Dyson, Moses Ehambe, Carldeil Johnson, Trey Johnson, DaJuan Summers, Trey Johnson and Terrico White) to training camp roster.
December 13, 2011	Guard Marco Belinelli signs qualifying offer.
December 13, 2011	Waive forward Patrick Ewing Jr.
December 14, 2011	Acquire forward Al-Farouq Aminu, guard Eric Gordon, center Chris Kaman and the more favorable of the 2012 first round picks between the Los Angeles Clippers and Minnesota Timberwolves from the Clippers in exchange for guard Chris Paul and two 2015 2nd round picks.
December 17, 2011	Re-sign free agent forward Carl Landry and forward/center Jason Smith...waive guards Justin Dentmon, Terrico White and Moses Ehambe.
December 19, 2011	Waive forward David Andersen.
December 23, 2011	Sign forward/center Gustavo Ayon...waive center Brian Butch.
December 24, 2011	Acquire guard Greivis Vasquez from the Memphis Grizzlies for forward Quincy Pondexter...waive guard Jerome Dyson.
December 31, 2011	Waive forward Lance Thomas.
January 4, 2012	Acquire guard Xavier Henry from the Memphis Grizzlies as part of a three-team trade in exchange for a 2013 2nd round pick.
January 27, 2012	Waive guard Trey Johnson.
February 6, 2012	Sign forward Lance Thomas to a 10-day contract.
February 7, 2012	Waive guard Carldeil 'Squeaky' Johnson and forward DaJuan Summers.
February 8, 2012	Sign guard Donald Sloan to a 10-day contract.
February 15, 2012	Sign forward Solomon Jones to a 10-day contract.
February 16, 2012	Sign forward Lance Thomas to a second 10-day contract.
February 20, 2012	Sign guard Donald Sloan to a second 10-day contract.
February 27, 2012	Sign forward Lance Thomas for the remainder of the season; sign center Solomon Jones to a second 10-day

TEAM HISTORY

March 9, 2012	contract. Sign center Jeff Foote to a 10-day contract.
March 18, 2012	Assign guard Xavier Henry to the Iowa Energy of the NBA Developmental League.
March 19, 2012	Recall guard Xavier Henry from the Iowa Energy of the NBA Developmental League.
March 20, 2012	Claim center Chris Johnson off waivers.
April 10, 2012	Sign guard Jerome Dyson to a 10-day contract.
April 18, 2012	Sign center Darryl Watkins for the remainder of the season; waive center Chris Johnson.
April 20, 2012	Sign guard Jerome Dyson for the remainder of the season.
<hr/>	
2012-13	
June 15, 2012	Tom Benson's purchase of the franchise is approved by the NBA's Board of Governors.
June 20, 2012	Acquire forward Rashard Lewis and the 46th pick in the 2012 NBA Draft from the Washington Wizards in exchange for center Emeka Okafor and forward Trevor Ariza.
June 28, 2012	Extend qualifying offer to guard Eric Gordon, making him a restricted free agent.
June 28, 2012	Draft forward Anthony Davis from Kentucky with the first overall pick in the 2012 NBA Draft, guard Austin Rivers from Duke with the 10th pick and forward Darius Miller from Kentucky 46th overall.
June 30, 2012	Waive forward Rashard Lewis.
July 11, 2012	Acquire forward Ryan Anderson from the Orlando Magic in exchange for forward/center Gustavo Ayon; acquire forward/center Edin Bavcic from the Philadelphia 76ers in a three-way deal that sent guard Jarrett Jack to the Golden State Warriors and center Darryl Watkins to the 76ers, while forward Dorell Wright went from Golden State to Philadelphia.
July 13, 2012	Acquire center Brad Miller, the Brooklyn Nets' 2013 second round pick and the Minnesota Timberwolves' 2016 second round pick from Minnesota in exchange for the New Orleans' protected second round pick in 2017.
July 14, 2012	Match the Phoenix Suns' offer to restricted free agent guard Eric Gordon.
July 24, 2012	Sign 2012 draft picks forward Anthony Davis and guard Austin Rivers.
July 27, 2012	Acquire center Robin Lopez, forward Hakim Warrick and cash considerations from the Phoenix Suns in exchange for guard Jerome Dyson and center Brad Miller, with two second round picks (acquired in the July 13 trade) going to Minnesota as part of the three-team deal that sent forward Wesley Johnson and a first round pick from Minnesota to Phoenix.
August 4, 2012	Sign guard Roger Mason, Jr.
August 16, 2012	Sign guard Brian Roberts.
August 19, 2012	Sign Head Coach Monty Williams to a contract extension.
September 6, 2012	Sign second round pick Darius Miller.
October 1, 2012	Sign free agents Solomon Alabi, Dominique Morrison and Chris Wright for training camp roster.
October 8, 2012	Waive training camp invitee Domanique Morrison.
October 24, 2012	Waive training camp invitees Solomon Alabi and Chris Wright.
November 13, 2012	Acquire guard Matt Carroll from the Charlotte Bobcats in exchange for forward Hakim Warrick.
November 20, 2012	Waive guard Matt Carroll.
December 16, 2012	Sign forward Dominic McGuire
January 4, 2013	Waive forward Dominic McGuire
January 7, 2013	Sign guard Donald Sloan to 10-day contract.
March 3, 2013	Sign forward/center Henry Sims to 10-day contract.
March 8, 2013	Sign guard Terrel Harris to 10-day contract.
March 12, 2013	Sign center Lou Amundson for the remainder of the season.
March 18, 2013	Sign guard Terrel Harris to second 10-day contact.
March 28, 2013	Sign guard Terrel Harris for the remainder of the season.
<hr/>	
2013-14	
June 27, 2013	Draft Nerlens Noel from Kentucky.
July 10, 2013	Waive forward Lance Thomas; Renounce rights to Louis Amundson, Xavier Henry and Roger Mason, Jr.; Sign free agents Al-Farouq Aminu and Greg Stiemsma; Acquire Tyreke Evans (from Sacramento) and drafts rights to Jeff Withey (from Portland) in a three team trade that sent Robin Lopez and Terrel Harris (from New Orleans) to Portland, and Grevis Vasquez (from New Orleans), a 2016 second round pick, a future second round pick and cash considerations (from Portland) to Sacramento.
July 12, 2013	Acquired Jrue Holiday and the draft rights to Pierre Jackson from Philadelphia in exchange for the draft rights to Nerlens Noel and a 2014 first round pick.
July 18, 2013	Sign free agent Anthony Morrow.
July 30, 2013	Sign center Jeff Withey to a contract.
August 22, 2013	Sign forwards Lance Thomas and Arinze Onuaku to contracts.
November 12, 2013	Sign forwards Josh Childress and Lou Amundson, waive forwards Lance Thomas and Arinze Onuaku.
December 11, 2013	Waive forward Josh Childress.
December 20, 2013	Sign center Alexis Ajinca.
December 31, 2013	Waive Lou Amundson.
January 21, 2014	Acquire guard Tyshawn Taylor from the Brooklyn Nets in exchange for the draft rights to Edin Bavcic.
January 23, 2014	Waive Tyshawn Taylor.
February 4, 2014	Sign forward Luke Babbitt.
April 11, 2014	Sign forward James Southerland.

TEAM HISTORY

April 14, 2014	Sign forward Melvin Ely, Waive center Greg Stiemsma.
<hr/>	
2014-15	
June 28, 2014	Acquire the draft rights to guard Russ Smith from the Philadelphia 76ers in exchange for the rights to guard Pierre Jackson.
July 11, 2014	Acquire forward Alonzo Gee from Cleveland in exchange for future draft considerations.
July 13, 2014	Acquire guard Scotty Hopson from Charlotte in exchange for cash considerations.
July 15, 2014	Acquire center Omer Asik, forward Omri Casspi and cash considerations from Houston in a three-team trade that sent forward Alonzo Gee, guard Scotty Hopson and a 2015 protected first-round draft pick to Houston and center Melvin Ely to the Washington Wizards, while forward Trevor Ariza went from Washington to Houston.
July 22, 2014	Sign free agent guard Jimmer Fredette.
July 23, 2014	Waive forward Omri Casspi.
July 24, 2014	Sign forward Patric Young.
July 26, 2014	Re-sign free agent forward Darius Miller.
August 26, 2014	Sign free agent forward John Salmons.



TEAM HISTORY

Draft History

Year	Round	Player (Overall pick)	College
2002	No selections made		
2003	First	David West (18)	Xavier
	Second	James Lang (48)	Central Park Christian School (HS)
2004	First	J.R. Smith (18)	St. Benedict's Prep (HS)
	Second	Tim Pickett (44)	Florida State
2005	First	Chris Paul (4)	Wake Forest
	Second	Brandon Bass (33)	LSU
2006	First	Hilton Armstrong (12)	Connecticut
	Second	Cedric Simmons (15)	North Carolina State
2007	First	Marcus Vinicius (43)	Brazil
	Second	Julian Wright (13)	Kansas
2008	First	Adam Haluska (43)	Iowa
	Second	Darrell Arthur (27)***	Kansas
2009	First	Darren Collison (21)	UCLA
	Second	Marcus Thornton (43)****	LSU
2010	First	Cole Aldrich (11)*****	Kansas
2011	Second	Josh Harrellson (45)*****	Kentucky
2012	First	Anthony Davis (1)	Kentucky
	Second	Austin Rivers (10)	Duke
2013	First	Darius Miller (46)	Kentucky
	Second	Nerlens Noel (6)*****	Kentucky

\*\*\* Traded to the Portland Trail Blazers in exchange for cash  
 \*\*\*\* Acquired from the Miami Heat for second round picks in the 2010 and 2012 NBA Drafts  
 \*\*\*\*\* Traded to Oklahoma City along with Morris Peterson in exchange for draft rights to Craig Brackins and Quincy Pondexter  
 \*\*\*\*\* Traded to New York for financial considerations  
 \*\*\*\*\* Traded to Philadelphia in exchange for Jrue Holiday and draft rights to Pierre Jackson

Award Winners

All-NBA Team	Year
Jamal Mashburn	Third Team 2002-03
Baron Davis	Third Team 2003-04
Chris Paul	First Team 2007-08
Chris Paul	Second Team 2008-09
Chris Paul	Third Team 2010-11

NBA All-Defensive Team	Year
Chris Paul	Second Team 2007-08
Chris Paul	First Team 2008-09

NBA Rookie of the Year (Eddie Gottlieb Trophy)	Year
Chris Paul (T-Mobile NBA Rookie of the Year)	2005-06

NBA Sportsmanship Award (Joe Dumars Trophy)	Year
PJ Brown	2003-04

NBA All-Rookie Team	Year
Chris Paul	First Team 2005-06
Darren Collison	First Team 2009-10
Marcus Thornton	Second Team 2009-10
Anthony Davis	First Team 2012-13

NBA Player of the Month	Month	Year
Jamal Mashburn	February	2003
Baron Davis	November	2003
Jamaal Magloire	April	2004
Chris Paul	December	2007
Chris Paul	March	2008
Chris Paul	November	2008
Chris Paul	March	2009
Chris Paul	January	2010

NBA Coach Of The Month	Month	Year
Paul Silas	April	2003
Byron Scott	January	2008
Byron Scott	December	2008
Monty Williams	January	2011

NBA Rookie of the Month	Month	Year
J.R. Smith	Jan., Feb., March	2004-05
Chris Paul	Nov.-Apr.	2005-06
Darren Collison	February	2009-10

NBA All-Rookie First Team	Year
Anthony Davis	2012-13

NBA Player of the Week	Period
Baron Davis	28-Oct-03 through 2-Nov-03
Jamaal Magloire	5-April-04 through 11-April-04
Chris Paul	30-Jan-06 through 5-Feb-06
Chris Paul	24-Dec-07 through 30-Dec-07
Chris Paul	17-Mar-08 through 23-Mar-08
Chris Paul	28-Oct-08 through 2-Nov-08
Chris Paul	15-Dec-08 through 21-Dec-08
Chris Paul	12-Jan-09 through 18-Jan-09
David West	23-Feb-09 through 1-Mar-09
Chris Paul	16-Mar-09 through 22-Mar-09
Chris Paul	1-Nov-10 through 7-Nov-10
Greivis Vasquez	24-Dec-12 through 30-Dec-12

NBA Coach of the Year	Year
Byron Scott	2007-08

TEAM HISTORY

All-Star Weekend

All-Star Game Appearances

Date	Site	Player	Role	Min	FG	FGA	3P	3PA	FT	FTM	OFF	DEF	TOT	AST	ST	BLK	PTS
9-Feb-03	Atlanta	Jamal Mashburn	Reserve	14	4	7	2	2	0	0	0	4	4	2	2	0	10
15-Feb-04	Los Angeles	Baron Davis	Reserve	16	3	9	1	6	0	0	0	0	0	7	1	0	7
15-Feb-04	Los Angeles	Jamaal Magloire	Reserve	21	9	16	0	0	1	2	3	5	8	0	1	1	19
17-Feb-08	New Orleans	Chris Paul	Reserve	27	7	14	2	6	0	0	2	1	3	14	4	0	16
17-Feb-08	New Orleans	David West	Reserve	16	3	6	0	0	0	0	2	2	4	1	0	0	6
15-Feb-09	Phoenix	Chris Paul	Starter	29	7	14	0	1	0	0	1	6	7	14	3	0	14
15-Feb-09	Phoenix	David West	Reserve	14	3	5	0	0	0	0	1	2	3	0	1	0	6
14-Feb-10	Dallas	Chris Paul	Reserve	Selected, did not play - Injured													
20-Feb-11	Los Angeles	Chris Paul	Starter	29	3	7	2	3	2	2	1	3	4	7	5	0	10
16-Feb-14	New Orleans	Anthony Davis	Reserve	10	5	6	0	0	0	0	0	1	1	0	2	0	10

Rookie Challenge (Rookies vs. Sophomores)

Date	Site	Player	Role	Min	FG	FGA	3P	3PA	FT	FTM	OFF	DEF	TOT	AST	ST	BLK	PTS
17-Feb-06	Houston	Chris Paul	Starter	28	3	8	0	3	2	2	0	4	4	11	5	0	8
16-Feb-07	Las Vegas	Chris Paul	Starter	25	7	10	1	2	1	2	0	3	3	17	9	0	16

BBVA Rising Stars Challenge

Date	Site	Player	Role	Min	FG	FGA	3P	3PA	FT	FTM	OFF	DEF	TOT	AST	ST	BLK	PTS
15-Feb-13	Houston	Anthony Davis	Starter	20	5	8	1	2	0	0	1	8	9	1	1	2	11
14-Feb-14	New Orleans	Anthony Davis	Starter	28	8	14	0	0	0	0	2	6	8	4	3	2	16

Three-Point Shootout

Date	Site	Player	Result
9-Feb-03	Atlanta	David Wesley	Eliminated in first round – fifth place
16-Feb-08	New Orleans	Peja Stojakovic	Eliminated in first round – fourth place
16-Feb-13	Houston	Ryan Anderson	Eliminated in first round – third place

Slam Dunk Contest

Date	Site	Player	Result
19-Feb-05	Denver	Chris Andersen	Eliminated in first round – fourth place
19-Feb-05	Denver	J.R. Smith	Eliminated in first round – third place

Skills Challenge

Date	Site	Player	Result
15-Feb-04	Los Angeles	Baron Davis	First place
18-Feb-06	Houston	Chris Paul	Third place
17-Feb-07	Las Vegas	Chris Paul	Fourth place
16-Feb-08	New Orleans	Chris Paul	Second place

TEAM HISTORY

All-Time Collegiate Roster

Alabama-Birmingham.....	Carldeil Johnson	Oklahoma State.....	Terrel Harris
Arkansas.....	Jannero Pargo	.....	Desmond Mason
Arizona.....	Jerryd Bayless	Pittsburgh.....	Aaron Gray
.....	Sean Rooks	Purdue.....	Carl Landry
Arizona State.....	Ike Diogu	.....	Glenn Robinson
Baylor.....	David Wesley	South Florida.....	Solomon Jones
Bali State.....	Bonzi Wells	Stanford.....	Josh Childress
Blinn J.C. (TX).....	Chris Andersen	.....	Casey Jacobsen
Bowling Green.....	Antonio Daniels	.....	Robin Lopez
Brigham Young.....	Jimmer Fredette	Syracuse.....	Jason Hart
California.....	Ryan Anderson	.....	Arinze Onuaku
.....	Sean Marks	.....	James Southerland
Cal-State Fullerton.....	Bobby Brown	.....	Hakim Warrick
Clemson.....	Elden Campbell	.....	Darryl Watkins
.....	Dale Davis	Temple.....	Marc Jackson
Central Connecticut State.....	Corsley Edwards	Texas A&M.....	Donald Sloan
Central Michigan.....	Chris Kaman	Texas Christian.....	Lee Nailon
Colorado State.....	Jason Smith	Texas-San Antonio.....	Devin Brown
Connecticut.....	Hilton Armstrong	Tulane.....	Linton Johnson
.....	Jerome Dyson	UCLA.....	Trevor Ariza
.....	Emeka Okafor	.....	Darren Collison
Cornell.....	Jeff Foote	.....	Baron Davis
Dayton.....	Brian Roberts	.....	Jrue Holiday
Detroit.....	Willie Green	.....	Jerome Moiso
Duke.....	Austin Rivers	USC.....	Robert Pack
.....	Lance Thomas	Valparaiso.....	Bryce Drew
Duquesne.....	Mike James	Vanderbilt.....	Matt Freije
Fayetteville State.....	Darrell Armstrong	Virginia.....	Roger Mason, Jr.
Florida.....	Patric Young	Wake Forest.....	Al-Farouq Aminu
Florida State.....	Tim Pickett	.....	Chris Paul
Fresno State.....	Courtney Alexander	.....	Rodney Rogers
.....	Melvin Ely	.....	Darius Songaila
.....	Dominic McGuire	Washington.....	Quincy Pondexter
George Washington.....	Pops Mensah-Bonsu	West Florida.....	Moochie Norris
Georgetown.....	Patrick Ewing Jr.	Wingate.....	Junior Harrington
.....	Henry Sims	Wisconsin.....	Greg Stiemsma
.....	DaJuan Summers	Xavier (Ohio).....	James Posey
Georgia Tech.....	Kenny Anderson	.....	David West
.....	Jarrett Jack	.....	Aaron Williams
.....	Anthony Morrow	No College.....	Alexis Ajinca
Gonzaga.....	Dan Dickau	.....	Omer Asik
Hofstra.....	Speedy Claxton	.....	David Andersen
Indiana.....	Eric Gordon	.....	Gustavo Ayon
.....	Kirk Haston	.....	Marco Belinelli
Iowa.....	Ryan Bowen	.....	Tyson Chandler
.....	Matt Bullard	.....	Alex Garcia
Iowa State.....	Marcus Fizer	.....	Maciej Lampe
.....	Jackson Vroman	.....	James Lang
Jackson State.....	Trey Johnson	.....	Arvydas Macijauskas
Kansas.....	Xavier Henry	.....	DJ Mbenga
.....	Jeff Withey	.....	Bostjan Nachbar
.....	Julian Wright	.....	Sasha Pavlovic
Kentucky.....	Anthony Davis	.....	J.R. Smith
.....	Jamaal Magloire	.....	Peja Stojakovic
.....	Jamal Mashburn	.....	Marcus Vinicius
.....	Darius Miller	.....	
La Salle.....	Rasual Butler	136 players representing 73 colleges and	
Louisiana State.....	Brandon Bass	universities.	
.....	Maurice Carter	16 players did not attend college.	
.....	Chris Johnson		
.....	Randy Livingston		
.....	Marcus Thornton		
Louisiana Tech.....	PJ Brown		
Louisville.....	Russ Smith		
Maryland.....	Lonnie Baxter		
.....	Greivis Vasquez		
McNeese State.....	Tierre Brown		
Memphis.....	Sean Banks		
.....	Tyreke Evans		
Miami.....	John Salmons		
Michigan.....	Robert Traylor		
Michigan State.....	Morris Peterson		
.....	Steve Smith		
Minnesota.....	Bobby Jackson		
Nevada.....	Luke Babbitt		
.....	Kirk Snyder		
Nevada-Las Vegas.....	Louis Amundson		
.....	Stacey Augmon		
North Carolina.....	George Lynch		
.....	Shammond Williams		
North Carolina State.....	Cedric Simmons		

TEAM HISTORY

All-Time Numerical Roster

0	Al-Farouq Aminu	10	Eric Gordon	28	D.J. Mbenga
1	Trevor Ariza	11	David Andersen	30	David West
.....	Baron Davis	.....	Jerome Dyson	.....	
.....	Ike Diogu	.....	Jason Hart	31	Glenn Robinson
.....	Tyreke Evans	.....	Kirk Snyder	.....	James Southerland
.....	Hakim Warrick	.....	Marcus Vinicius	.....	Darryl Watkins
.....		.....	Shammond Williams	.....	
2	Stacey Augmon	12	Chris Andersen	32	Courtney Alexander
.....	Darren Collison	.....	Kenny Anderson	.....	Sean Banks
.....	Dan Dickau	.....	Hilton Armstrong	.....	Jerryd Bayless
.....	Jarrett Jack	.....	Trey Johnson	.....	Jimmer Fredette
.....	Darius Miller	.....	Donald Sloan	.....	Casey Jacobsen
.....	Jannero Pargo	.....		.....	Julian Wright
3	Darrell Armstrong	14	Robert Pack	33	Ryan Anderson
.....	Omer Asik	.....	Jason Smith	.....	Brandon Bass
.....	Lonny Baxter	.....		.....	Melvin Ely*
.....	Randy Livingston	.....		.....	Willie Green
.....	Anthony Morrow	15	Gustavo Ayon	.....	Lee Nailon
.....	Chris Paul	.....	Maciej Lampe	.....	
.....		.....	Robin Lopez	.....	
4	Melvin Ely*	16	John Salmons	34	Dale Davis
.....	Xavier Henry	.....		.....	Corsley Edwards
.....	Sean Marks	.....		.....	Aaron Gray
.....	Jackson Vroman	.....		.....	Greg Stiemsma
.....	David Wesley	.....		.....	Robert Traylor
.....	Patric Young	17	Louis Amundson	.....	Aaron Williams
.....		.....	Bryce Drew	.....	
5	Elden Campbell	18	Solomon Jones	35	Matt Freije
.....	Maurice Carter	.....		.....	Kirk Haston
.....	Speedy Claxton	.....		.....	Chris Kaman
.....	Mike James	20	Alex Garcia	40	Ryan Bowen
.....	Carldeil Johnson	.....	Chris Johnson	.....	
.....	Dominic McGuire	.....	Quincy Pondexter	.....	
.....	Marcus Thornton	.....	Henry Sims	41	James Posey
.....	Jeff Withey	21	Marcus Fizer	42	Alexis Ajinca
6	Bobby Brown	.....	Jamaal Magloire	.....	PJ Brown
.....	Tierre Brown	.....	Arinze Onuaku	.....	Lance Thomas
.....	Tyson Chandler	.....	Greivis Vasquez	.....	
.....	Junior Harrington	22	Patrick Ewing Jr.	43	Linton Johnson
.....	Roger Mason, Jr.	.....	Tim Pickett	.....	
.....	Jerome Moiso	.....	Brian Roberts	44	Marc Jackson
.....	Arvydas Macijauskas	.....	Cedric Simmons	.....	Pops Mensah-Bonsu
.....	Sasha Pavlovic	.....	DaJuan Summers	45	Rasual Butler
8	Luke Babbitt	23	Devin Brown	.....	Sean Rooks
.....	Marco Belinelli	.....	Anthony Davis	.....	
.....	Josh Childress	.....	J.R. Smith	50	Matt Bullard
.....	Bobby Jackson	.....		.....	Antonio Daniels
.....	Steve Smith	24	Carl Landry	.....	Emeka Okafor
9	George Lynch	.....	Jamal Mashburn	54	Jeff Foote
.....	Morris Peterson*	.....	Desmond Mason	.....	James Lang
.....	Russ Smith	.....	Morris Peterson*	.....	Rodney Rogers
.....	Darius Songaila	.....	Bonzi Wells	.....	
.....		25	Moochie Norris	.....	
.....		.....	Austin Rivers	.....	

38 numbers worn by 137 players.  
 2 players wore more than one number (\*).  
 Number seven has been retired to honor the legacy of New Orleans Jazz great "Pistol" Pete Maravich.

TEAM HISTORY

TEAM HISTORY

Franchise Firsts

New Orleans

First Game: vs. Utah, 10/30/02  
 First Win: 100-75 vs. Utah, 10/30/02  
 First Loss: 84-79 at Chicago, 11/1/02  
 First Road Win: at New York (97-91 OT Win), 11/10/02  
 First Overtime Game: at New York (97-91 Win), 11/10/02  
 First Overtime Win: at New York (97-91 Win), 11/10/02  
 First Starting Lineup: F-Jamal Mashburn, F-PJ Brown, C-Jamaal Magloire, G-Baron Davis, G-David Wesley  
 First Point: PJ Brown vs. Utah, 10/30/02 (13' jumper)  
 First Field Goal Attempt: Baron Davis vs. Utah, 10/30/02 (miss)  
 First Field Goal Made: PJ Brown vs. Utah, 10/30/02 (13' jumper)  
 First Free Throw Made: PJ Brown vs. Utah, 10/30/02  
 First Three-Point FG Attempt: Baron Davis vs. Utah, 10/30/02  
 First Three-Point FG Made: Baron Davis vs. Utah, 10/30/02  
 First Rebound: Jamal Mashburn vs. Utah, 10/30/02  
 First Assist: Jamal Mashburn vs. Utah, 10/30/02  
 First Steal: Baron Davis vs. Utah, 10/30/02  
 First Blocked Shot: Robert Traylor vs. Utah, 10/30/02  
 First 20-Plus Pts Game: 21 by Baron Davis vs. Utah, 10/30/02  
 First 30-Plus Pts Game: 35 by Jamal Mashburn vs. Miami, 11/2/02  
 First 40-Plus Pts Game: 50 by Jamal Mashburn vs. Memphis, 2/21/03  
 First 10-Plus Reb Game: 10 by PJ Brown vs. Miami, 11/2/02  
 First 20-Plus Reb Game: 20 by Jamaal Magloire vs. Indiana, 2/12/03  
 First 10-Plus Asst Game: 10 by Baron Davis vs. Utah, 10/30/02  
 First 20-Point-20 Rebound Game: 23 points, 21 rebounds by Jamaal Magloire at Toronto, 3/7/2004  
 First 20-Plus Asst Game: 21 by Chris Paul at Los Angeles Lakers, 11/6/2008

All-Time Attendance Totals

Season	Regular Season			NBA Playoffs		
	Games	Attendance	Average	Games	Attendance	Average
2002-03	41	641,683	15,651	3	52,133	17,378
2003-04	41	587,613	14,332	3	47,557	15,852
2004-05	41	583,070	14,221	--	--	--
2005-06*	41	744,920	18,169	--	--	--
2006-07*	41	731,165	17,833	--	--	--
2007-08	41	581,432	14,181	7	126,009	18,001
2008-09	41	695,727	16,968	2	34,725	17,363
2009-10	41	620,366	15,131	--	--	--
2010-11	41	603,088	14,709	3	54,372	18,124
2011-12	33	498,618	15,110	--	--	--
2012-13	41	565,930	13,803	--	--	--
2013-14	41	672,029	16,391	--	--	--
<b>Totals</b>	<b>484</b>	<b>7,525,631</b>	<b>18,854</b>	<b>18</b>	<b>314,796</b>	<b>17,489</b>

\* Played home games at four sites: Oklahoma City (Ford Center, 36 games) - Avg. 18,717, New Orleans, LA (New Orleans Arena, three games) - Avg. 17,485, Baton Rouge, LA (Pete Maravich Assembly Center, one game) - 7,302, Norman, OK (Lloyd Noble Center, one game) - 11,343

\* Played home games at two sites: Oklahoma City (Ford Center, 35 games) - Avg. 17,951, New Orleans, LA (New Orleans Arena, six games) - Avg. 17,129

All-Time Preseason Results

Date	Opponent	W/L	Score	Site
10/5/2013	at Houston	W	116-115	Toyota Center, Houston, Tx.
10/7/2013	at Dallas	W	94-92	American Airlines Center, Dallas, Tx.
10/9/2013	at Orlando	W	99-95	Veterans Memorial Arena, Jacksonville, Fla.
10/13/2013	Atlanta	W	105-73	Mississippi Coast Coliseum, Biloxi, Ms.
10/17/2013	at Oklahoma City	W	105-102	BOK Center, Tulsa, Ok.
10/19/2013	Washington	W	93-89	Rupp Arena, Lexington, Ky.
10/23/2013	Miami	L	95-108	New Orleans Arena, New Orleans, La.
10/25/2013	at Orlando	W	101-82	New Orleans Arena, New Orleans, La.
10/27/2012	Orlando	W	85-80	Mexico City Arena, Mexico City, Mx.
10/9/2012	Charlotte	W	97-82	New Orleans Arena, New Orleans, La.
10/11/2012	at Charlotte	W	90-87	North Charleston Coliseum, Charleston, S.C.
10/12/2012	at Houston	L	75-95	Toyota Center, Houston, Texas
10/18/2012	at Atlanta	L	68-97	Phillips Arena, Atlanta, Ga.
10/22/2012	at Dallas	L	74-87	American Airlines Center, Dallas, Texas
10/24/2012	Houston	L	90-97	New Orleans Arena, New Orleans, La.
10/26/2012	at Miami	W	96-89	American Airlines Arena, Miami, Fla.
12/16/2011	at Memphis	W	97-90	FedEx Forum, Memphis, Tn.
12/21/2011	Memphis	W	95-80	New Orleans Arena, New Orleans, La.
10/9/2010	Memphis	L	90-97	New Orleans Arena, New Orleans, La.
10/10/2010	at Orlando	L	81-135	Amway Center, Orlando, Fla.
10/13/2010	Miami	W	90-76	New Orleans Arena, New Orleans, La.
10/15/2010	at Indiana	L	98-101	Conseco Fieldhouse, Indianapolis, Ind.
10/16/2010	Atlanta	L	74-84	Health Alliance Cen., Johnson City, Tenn.
10/18/2010	at Memphis	L	91-96	FedEx Forum, Memphis, Tenn.
10/20/2010	at Charlotte	L	98-105	Time Warner Cble Arena, Charlotte, N.C.
10/21/2010	at Oklahoma City	L	86-101	Oklahoma City Arena, Oklahoma City, Okla.
10/7/2009	Atlanta	L	102-108	Phillips Arena, Atlanta, Ga.
10/8/2009	Charlotte	L	101-108	Greensboro Coliseum, Greensboro, N.C.
10/10/2009	Oklahoma City	W	88-79	New Orleans Arena, New Orleans, La.
10/13/2009	vs. Orlando	L	86-121	Charles Koch Arena, Wichita, Kansas
10/15/2009	at Miami	L	81-97	Sprint Center, Kansas City, Mo.
10/17/2009	vs. Indiana	W	108-96	New Orleans Arena, New Orleans, La.
10/22/2009	at Golden State	L	92-126	ORACLE Arena, Oakland, Calif.
10/23/2009	at L.A. Clippers	L	88-91	STAPLES Center, Los Angeles, Calif.
10/5/2008	Golden State	W	106-103	New Orleans Arena, New Orleans, La.
10/8/2008	at Indiana	W	105-71	Indiana Fairgrounds, Indianapolis, Ind.
10/10/2008	at San Antonio	W	89-84	AT&T Center, San Antonio, Texas
10/14/2008	Washington	W	96-80	O2 World, Berlin, Germany
10/17/2008	Washington	W	102-80	Palau Sant Jordi, Barcelona, Spain
10/21/2008	Indiana	W	101-96	New Orleans Arena, New Orleans, La.
10/23/2008	Miami	W	100-80	USA Mitchell Center, Mobile, Ala.
10/9/2007	Houston	W	94-92	Ford Center, Oklahoma City, Okla.
10/10/2007	at Indiana	L	96-101	Conseco Fieldhouse, Indianapolis, Ind.
10/13/2007	at Phoenix	W	111-106	US Airways Center, Phoenix, Ariz.
10/15/2007	Indiana	L	104-117	New Orleans Arena, New Orleans, La.
10/19/2007	Miami	W	92-85	Mississippi Coast Coliseum, Biloxi, Miss.
10/21/2007	at Dallas	L	97-103	American Airlines Center, Dallas, Texas
10/24/2007	Atlanta	L	98-107	New Orleans Arena, New Orleans, La.
10/26/2007	at Charlotte	W	111-100	Joel Coliseum, Winston-Salem, N.C.
10/13/2005	at Denver	W	100-90	Pepsi Center, Denver, Colo.
10/15/2005	at Orlando	L	83-101	St. Petersburg Forum, St. Petersburg, Fla.
10/18/2005	Atlanta	L	94-97	ALLTEL Arena, Little Rock, Ark.
10/20/2005	San Antonio	L	90-97	CenturyTel Center, Bossier City, La.
10/23/2005	Denver	L	93-97	Ford Center, Oklahoma City, Okla.
10/25/2005	Miami	W	111-91	Maravich Assembly Center, Baton Rouge, La.
10/27/2005	Houston	W	89-88	Ford Center, Oklahoma City, Okla.
10/28/2005	at Atlanta	L	90-104	Columbus Civic Center, Columbus, Ga.
10/13/2004	Dallas	W	94-87	New Orleans Arena, New Orleans, La.
10/15/2004	at Chicago	L	100-103	United Center, Chicago, Ill.
10/16/2004	L.A. Clippers	W	105-95	Cajundome, Lafayette, La.
10/19/2004	Philadelphia	W	92-89	New Orleans Arena, New Orleans, La.
10/21/2004	Orlando	L	91-92	Mississippi Coast Coliseum, Biloxi, Miss.
10/23/2004	at Sacramento	L	87-92	ARCO Arena, Sacramento, Calif.
10/24/2004	at L.A. Clippers	L	93-97	STAPLES Center, Los Angeles, Calif.
10/8/2003	Orlando	W	105-98	Maravich Assembly Center, Baton Rouge, La.
10/11/2003	at Dallas	L	99-110	American Airlines Center, Dallas, Texas
10/12/2003	at Houston	W	89-71	Toyota Center, Houston, Texas
10/14/2003	at Orlando	W	89-84	TD Waterhouse Centre, Orlando, Fla.
10/16/2003	Chicago	L	101-91	New Orleans Arena, New Orleans, La.
10/18/2003	Washington	W	87-85	New Orleans Arena, New Orleans, La.
10/20/2003	Philadelphia*	W	102-85	Ted Constant Convocation Center, Norfolk, Va.
10/22/2003	at San Antonio	L	79-103	SBC Center, San Antonio, Texas
10/9/2002	at Indiana	L	74-95	Conseco Fieldhouse, Indianapolis, Ind.
10/10/2002	at Indiana	W	95-93	Roberts Stadium, Evansville, Ind.
10/12/2002	San Antonio*	L	76-93	Mississippi Coast Coliseum, Biloxi, Miss.
10/15/2002	at Orlando	L	90-103	TD Waterhouse Centre, Orlando, Fla.
10/17/2002	Washington	L	78-88	New Orleans Arena, New Orleans, La.
10/19/2002	Washington*	W	99-92	Greensboro Coliseum, Greensboro, N.C.
10/22/2002	Atlanta	L	87-85	New Orleans Arena, New Orleans, La.

## TEAM HISTORY

10/25/2002 at Atlanta L 69-90 Philips Arena, Atlanta, Ga.

\* - Held at a neutral site  
 (\*\*) - not an NBA sanctioned game

### All-Time Preseason Results

Date	Opponent	W/L	Score	Site
------	----------	-----	-------	------

### All-Time Preseason Records

#### Year-by-Year Preseason Records

Year	Overall	Home	NBA Road	Neutral*
2013-14	7-1	0-1	3-0	4-0
2012-13	4-4	1-1	1-3	2-0
2011-12	2-0	1-0	1-0	0-0
2010-11	1-7	1-1	0-5	0-1
2009-10	2-6	2-0	0-3	0-3
2008-09	7-0	2-0	1-0	4-0
2007-08	4-4	0-2	1-2	3-0
2006-07	2-5	1-1	1-2	0-2
2005-06	3-5	1-1	1-2	1-2
2004-05	3-5	2-0	0-4	1-1
2003-04	5-3	1-1	2-2	2-0
2002-03	2-6	0-2	0-3	2-1
<b>Totals</b>	<b>42-46</b>	<b>12-10</b>	<b>11-26</b>	<b>19-10</b>

\*Denotes game played in non-NBA venue

## RECORDS



## TEAM HIGHS

## Most Points

Season	8270	110.9	2007-08
Game	135	vs. GSW	8-Mar-10
		vs. PHI	16-Nov-13
1st Half	70	vs. MIL	21-Mar-10
		at ORL	8-Feb-10
2nd Half	74	at MIN	9-Apr-08
1st Quarter	39	vs. GSW	4-Jan-08
2nd Quarter	43	vs. POR	14-Jan-05
3rd Quarter	41	at MIN	9-Apr-08
4th Quarter	47	vs. LAL	9-Nov-04
		at ATL	21-Mar-14
Overtime	20	at TOR	2-Apr-06

## Most Field Goals Made

Season	3178		2009-10
Game	54	vs. GSW	8-Mar-10
		at PHX (2OT)	6-Feb-08
Half	29	at TOR (1st)	30-Mar-08
		at MIN (2nd)	9-Apr-08
Quarter	17	vs. CLE (1st)	23-Feb-10
		at BOS (1st)	19-Nov-03
		at MIN (3rd)	9-Apr-08
Overtime	10	at CHI (3OT)	2-Dec-13

## Most Field Goals Attempted

Season	6842		2009-10
Game	114	at PHX (2OT)	6-Feb-08
Game (reg)	103	at MEM	13-Feb-07
Half	56	vs. SAS (2nd)	9-Jan-04
Quarter	33	vs. ATL (3rd)	29-Oct-03
Overtime	26	at CHI (3OT)	2-Dec-13

## Highest Field Goal Percentage

Season	.466	(3164-6796)	2007-08
Game	.638	at HOU (51-80)	14-Apr-10
Half	.697	vs. IND (1st)	21-Feb-12
		vs. POR (2nd)	27-Mar-10
Quarter	.875	at MEM (3rd)	30-Jan-10
Overtime	1.000	at HOU (4-4)	14-Jan-11

## Most Three-Point Field Goals Made

Season	630	(630-1621)	2007-08
Game	15	vs. ATL	5-Mar-08
		vs. TOR	6-Feb-09
		at LAC	26-Nov-12
Half	12	vs. LAC (2nd)	25-Jan-08
Quarter	9	vs. POR (2nd)	14-Jan-05

## Most Three-Point Field Goals Attempted

Season	1666	(531-1666)	2003-04
Game	32	at TOR	14-Dec-08
		vs. TOR	6-Feb-09
		at LAL	20-Feb-09
Half	19	Done several times most recently: at MEM	9-Feb-09
Quarter	16	vs. SA (4th)	9-Jan-04

## Highest Three-Point Field Goal Percentage

Season	.389	(630-1621)	2007-08
Game	.800	vs. SAS (12-15)	22-Jan-11

## Most Free Throws Made

Season	1649	(1649-2176)	2005-06
Game	46	vs. TOR (46-60) (OT)	21-Mar-04
Game (reg)	42	vs. MIA (42-46)	10-Mar-04
Half	34	vs. TOR (34-42) (2nd)	21-Mar-04
Quarter	20	vs. TOR (3rd)	21-Mar-04

## Most Free Throws Attempted

Season	2176	(1649-2176)	2005-06
Game	60	vs. TOR (46-60) (OT)	21-Mar-04
Game (reg)	45	at DEN (35-45)	2-Apr-14
Half	42	vs. TOR (34-42) (2nd)	21-Mar-04
Quarter	24	vs. TOR (20-24) (3rd)	21-Mar-04

## Highest Free Throw Percentage

Season	807	(1479-1833)	2008-09
Game	1.000	Several times; most without a miss: 24 vs. PHI	19-Jan-94
		most recently: vs. GSW (13-13)	18-Mar-13

## Most Rebounds

Season	3572		2002-03
Game	71	vs. MIL (2OT)	8-Feb-07
Game (reg)	60	at SAC	1-Jan-12
Half	36	at SAC (1st)	1-Jan-12
		vs. MIA (2nd)	10-Mar-04
Quarter	24	vs. MIA (4th)	10-Mar-04
Overtime	16	vs. MIL	8-Feb-07

## Most Offensive Rebounds

Season	1097		2002-03
Game	31	vs. MIL (2OT)	8-Feb-07
Game (reg)	26	vs. SEA	20-Dec-91
Half	17	vs. SAS (2nd)	9-Jan-04
		at BOS (1st)	19-Nov-03
Quarter	11	vs. SAS (4th)	9-Jan-04

## Most Defensive Rebounds

Season	2512		2006-07
Game	48	at GSW (3OT)	23-Nov-04
Game (reg)	46	vs. SAC	1-Nov-05
Half	27	at DEN (2nd)	29-Dec-06
Quarter	18	vs. MIA (4th)	10-Mar-04

## Most Assists

Season	1828		2009-10
Game	38	vs. GSW	8-Mar-10
Half	21	at ATL (1st)	5-Mar-08
Quarter	13	at GSW (1st)	4-Jan-08
		vs. PHX (3rd)	27-Feb-08
Overtime	6	at CHI (3OT)	2-Dec-13

## Most Steals

Season	708		2003-04
Game	18	vs. ATL	29-Oct-03
		at NJN	10-Dec-04
Half	12	at ATL (1st)	5-Apr-05
		vs. ATL (2nd)	29-Oct-03
Quarter	9	vs. WAS (4th)	1-Mar-04
		at ATL (2nd)	5-Apr-05

## Most Personal Fouls

Season	1883		2004-05
Game	35	at SAC	3-Mar-14
Half	24	vs. MIN (2nd)	13-Jan-12
Quarter	15	vs. DEN (4th)	27-Feb-05
		vs. MIN (4th)	13-Jan-12

## Most Turnovers

Season	1228		2003-04
Game	33	at WAS	12-Dec-04
Half	19	at WAS (1st)	12-Dec-04
Quarter	12	at WAS (1st)	12-Dec-04
		at LAL (1st)	12-Nov-06

## Most Blocked Shots

Season	523		2013-14
Game	18	vs. CHA	2-Nov-13
Half	10	vs. PHI (1st)	16-Nov-13
		vs. CHI (2nd)	1-Feb-14
Quarter	7	vs. SAC (3rd)	26-Jan-07

## TEAM LOWS

### Fewest Points

Season	7252	(88.4)	2004-05
Game (reg)	62	vs. PHI	7-Nov-12
Game (OT)	74	vs. TOR	15-Jan-04
1st Half	23	at PHI	12-Dec-10
2nd Half	16	at LAC	1-Mar-06
1st Quarter	9	at LAC	21-Dec-04
2nd Quarter	7	at CHA	7-Nov-08
3rd Quarter	7	vs. IND	22-Dec-12
4th Quarter	4	at HOU	26-Apr-12
Overtime	4	Several times	

### Fewest Field Goals Made

Season	2718		2004-05
Game	21	at WAS	12-Dec-04
Half	5	at LAC (2nd)	1-Mar-06
Quarter	1	at HOU (4th)	26-Apr-12
		at LAC (4th)	1-Mar-06
Overtime	1	Several times	

### Fewest Field Goals Attempted

Season	6366		2008-09
Game	59	vs. LAC	22-Mar-12

### Lowest Field Goal Percentage

Season	.415	(2718-6556)	2004-05
Game	.289	vs. PHX	30-Dec-11
Half	.143	at PHI (1st)	12-Dec-10
Quarter	.048	at PHI (1st)	12-Dec-10
Overtime	.158	at MIL	8-Feb-07

### Fewest Three-Point Field Goals Made

Season	300	(300-885)	2005-06
Game	0	Several times most recently: at SAC	1-Jan-12

### Fewest Three-Point Field Goals Attempted

Season	885	(300-885)	2005-06
Game	3	vs. BOS	7-Dec-05
		vs. CHI	8-Feb-12

### Lowest Three-Point Field Goal Percentage

Season	.312	(134-430)	1988-89
Game	.000	Several times; most without a make: 15 at SAC most recently: at SAC	1-Jan-12

### Fewest Free Throws Made

Season	1269	(1269-1636)	2012-13
Game	2	vs. PHO (2-2)	17-Nov-04
Half	0	Several times most recently: vs. MIN	14-Dec-12

### Fewest Free Throws Attempted

Season	1636	(1269-1636)	2012-13
Game	2	vs. PHO (2-2)	17-Nov-04

### Lowest Free Throw Percentage

Season	.740	(1436-1941)	2006-07
Game	.333	vs. ATL (4-12)	1-Jan-13

### Fewest Rebounds

Season	2715		2008-09
Game	23	at UTA	27-Mar-06

### Fewest Offensive Rebounds

Season	802		2008-09
Game	2	Several Times most recently: vs. CHI	12-Feb-11

### Fewest Defensive Rebounds

Season	2281		2004-05
Game	17	Done several times most recently: at DET	4-Apr-06

### Fewest Assists

Season	1519		2005-06
Game	4	at PHI	12-Dec-10

### Fewest Steals

Season	520		2012-13
Game	1	vs. HOU	25-Mar-07
		vs. ORL	4-Mar-13

### Fewest Personal Fouls

Season	1531		2007-2008
Game	9	vs. GSW	21-Mar-12
		vs. HOU	25-Mar-07

### Fewest Turnovers

Season	974		2007-08
Game	4	at MIN	17-Nov-07

### Fewest Blocked Shots

Season	300		2009-10
Game	0	Several times most recently: at LAL	29-Jan-13

## OPPONENT TEAM HIGHS

### Most Points

Season	8422		2009-10
Game (reg)	137	at DEN	2-Apr-14
1st Half	75	at PHX	11-Nov-09
2nd Half	75	at GSW	17-Mar-10
1st Quarter	41	vs. UTA	5-Apr-09
2nd Quarter	39	Several times most recently: vs. BOS	16-Mar-14
3rd Quarter	42	at DAL	11-Jan-14
4th Quarter	43	at GSW	17-Mar-10
Overtime	29	at GSW	23-Nov-04

### Most Field Goals Made

Season	3250		2009-10
Game	54	at DAL	11-Nov-03
Half	30	at DAL (1st)	28-Feb-10
Quarter	19	at SAS (1st)	6-Apr-12
		vs. UTA (1st)	5-Apr-09

### Most Field Goals Attempted

Season	6730		2009-10
Game	113	at TOR (2OT)	2-Apr-06
Half	56	at ORL (1st)	15-Mar-03
		vs. MIL (1st)	8-Dec-03
Quarter	30	vs. MIL (2nd)	8-Dec-03
		at MIL (2nd)	17-Nov-12

### Highest Field Goal Percentage

Season	.483		2009-10
Game	.629	vs. SAS	23-Dec-06
Half	.700	vs. GSW	8-Mar-10
Quarter	.857	vs. CHI	8-Nov-03

### Most Three-Point Field Goals Made

Season	632	(632-1688)	2012-13
Game	20	at PHO (20-34)	17-Apr-06
Half	12	vs. DEN (2nd)	14-Mar-11
		at PHO (2nd)	17-Apr-06
		vs. POR (1st)	14-Jan-05
Quarter	9	at GS (4th)	17-Mar-10
		at HOU (2nd)	8-Mar-08

### Most Three-Point Field Goals Attempted

Season	1688	(632-1688)	2012-13
Game	37	at LAC (18-37)	26-Nov-12
Half	23	at LAC (2nd)	26-Nov-12
Quarter	16	at NYK (4th)	1-Dec-13

### Most Free Throws Made

Season	1,644		2004-05
Game	39	at DAL	11-Jan-14
Half	25	vs. GSW (2nd)	19-Jan-13
Quarter	18	at CLE (4th)	20-Feb-13

### Most Free Throws Attempted

Season	2,176		2013-14
Game	46	at UTA	30-Jan-13
Half	31	at CLE (2nd)	20-Feb-13
		at SAC (2nd)	23-Dec-13
Quarter	18	at CLE (4th)	20-Feb-13
		vs. LAL (4th)	12-Apr-13

### Highest Free Throw Percentage

Season	.775	(1644-2122)	2004-05
Game	1.000	Several times; most without a miss: 25 vs. MIN	7-Feb-11

### Most Rebounds

Season	3,456		2009-10
Game	65	at LAL	22-Dec-04
Half	35	vs. ATL (1st)	29-Oct-03
		at MEM (2nd)	9-Feb-09
Quarter	21	vs. TOR (4th)	19-Mar-14
Overtime	14	at GSW (3OT)	23-Nov-04

### Most Offensive Rebounds

Season	972		2003-04
Game	23	at MEM	30-Jan-10
Half	16	at BOS (2nd)	3-Jan-10
Quarter	12	at DET (4th)	17-Jan-09

### Most Defensive Rebounds

Season	2,586		2009-10
Game	48	vs. ATL	29-Oct-03
Half	27	vs. ATL (1st)	29-Oct-03
		at PHI (1st)	12-Dec-10
Quarter	16	Several times most recently: at OKC	11-Apr-14

### Most Assists

Season	1,925		2009-10
Game	40	at DAL	11-Nov-03
Half	23	vs. IND (1st)	28-Feb-10
Quarter	15	at DAL	11-Nov-03

### Most Steals

Season	648		2012-13
Game	20	at WAS	12-Dec-04
Half	11	at SAC (1st)	6-Apr-04
Quarter	7	Several times most recently: at HOU	12-Apr-14

### Most Personal Fouls

Season	1,910		2005-06
Game	33	vs. MIA	10-Mar-04
Half	21	vs. LAL (2nd)	29-Mar-10
		vs. UTA (2nd)	28-Mar-14
Quarter	14	vs. UTA (4th)	28-Mar-14

### Most Turnovers

Season	1,282		2003-04
Game	27	at NJN	10-Dec-04
		vs. DEN	9-Mar-14
Half	19	vs. ATL (2nd)	29-Oct-03
Quarter	13	vs. ATL (3rd)	29-Oct-03

### Most Blocked Shots

Season	504		2013-14
Game	17	vs. DAL	22-Feb-13
Half	10	at DEN (1st)	2-Apr-14
Quarter	7	at DEN (2nd)	2-Apr-14
Game	291	at ATL (23-79)	21-Jan-11
Game	8	at LAC	14-Dec-05

## OPPONENT TEAM LOWS

## Fewest Points

Season	7526			2002-03
Game	59	at ATL		21-Jan-11
1st Half	26	vs. POR		13-Feb-13
2nd Half	24	at HOU		19-Jan-12
1st Quarter	11	Several times most recently: vs. IND		22-Dec-12
2nd Quarter	9	vs. BOS		19-Mar-07
3rd Quarter	7	at HOU		29-Dec-02
4th Quarter	7	at HOU		13-Feb-12
Overtime	2	vs. NYK		31-Mar-07

## Fewest Field Goals Made

Game	23	at ATL at CHA		21-Jan-11 16-Apr-12
------	----	------------------	--	------------------------

## Fewest Field Goals Attempted

Game	60	vs. NJN		12-Mar-06
------	----	---------	--	-----------

## Lowest Field Goal Percentage

Season	.438	(2857-6518)		2002-03
Game	.291	at ATL (23-79)		21-Jan-11

## Fewest Free Throws Made

Game	3	vs. UTA vs. PHI		8-Apr-08 7-Nov-12
------	---	--------------------	--	----------------------

## Fewest Free Throws Attempted

Game	5	vs. UTA vs. PHI		8-Apr-08 7-Nov-12
------	---	--------------------	--	----------------------

## Lowest Free Throw Percentage

Game	.333	vs. ORL (4-12)		3-Dec-03
------	------	----------------	--	----------

## Fewest Rebounds

Season	3226			2010-11, 2012-13
Game	22	vs. MEM		31-Mar-06

## Fewest Offensive Rebounds

Game	2	Several times most recently: at SAS		21-Dec-12
------	---	--	--	-----------

## Fewest Defensive Rebounds

Game	17	Several times most recently: at LAC		26-Mar-12
------	----	--	--	-----------

## Fewest Assists

Game	8	at LAC		14-Dec-05
------	---	--------	--	-----------

## Fewest Personal Fouls

Game	10	Several times most recently: vs. POR		10-Mar-13
------	----	---	--	-----------

## Fewest Steals

Game	0	Several times most recently: vs. NYK		10-Feb-06
------	---	---	--	-----------

## Fewest Turnovers

Game	4	at IND vs. LAL		27-Mar-98 5-Feb-11
------	---	-------------------	--	-----------------------

## Fewest Blocked Shots

Game	0	Several Times most recently: vs. LAC		22-Mar-12
------	---	---	--	-----------

## INDIVIDUAL HIGHS

## Points

Season	1781	Chris Paul	(228)	2008-09
Game	50	Jamal Mashburn	vs. MEM (OT)	21-Feb-03
Game (reg)	44	David West	at HOU	29-Dec-09
Half	30	David West	(2nd) at HOU	29-Dec-08
Quarter	23	Marcus Thornton	(2nd) at CLE	23-Feb-10
Overtime	12	Janero Pargo	at PHX	6-Feb-08

## Most Field Goals Made

Season	670	Jamal Mashburn	(670-1586)	2002-03
Game	18	Chris Paul	at PHO (2OT)	6-Feb-08
Half	11	David West	at HOU	29-Dec-09
Quarter	10	Several times most recently: Tyreke Evans Marcus Thornton	vs. OKC (2nd) at CLE (2nd)	14-Apr-14 23-Feb-10

## Most Field Goals Attempted

Season	1586	Jamal Mashburn	(670-1586)	2002-03
Game	33	Jamal Mashburn	vs. MEM (OT)	21-Feb-03
Game (reg)	31	Chris Paul	at PHO (2OT)	6-Feb-08
Half	20	Jamal Mashburn	at DET	22-Feb-03
Quarter	13	Jamal Mashburn	at DET (2nd)	22-Feb-03
		Marcus Thornton	at CLE (2nd)	23-Feb-10

## Highest Field Goal Percentage (min. 250 attempts)

Season	.624	Tyson Chandler	(292-468)	2006-07
Game	1.000	Tyson Chandler	at MIA	2-Apr-08
		Darren Collison	vs. POR	27-Mar-10

## Most Consecutive Field Goals Made

Season	14	David West	26-Jan-08 (last 10)	28-Jan-08 (first 4)
Game	12	Willie Green	vs. PHO 8-Apr-11	

## Most 3-Point Field Goals Made

Season	231	Peja Stojakovic	(231-524)	2007-08
Game	10	Peja Stojakovic	at LA Lakers (10-13)	6-Nov-07
Half	7	Peja Stojakovic	at LA Lakers (7-9) (2nd)	6-Nov-07
Quarter	5	Ryan Anderson	at PHO (7-9) (2nd)	23-Nov-12
		Several times Most recent: Ryan Anderson	vs. SAC (2nd)	21-Jan-13

## Most 3-Point Field Goals Attempted

Season	582	Baron Davis	(187-582)	2003-04
Game	14	Three Times		
Half	10	Most Recent: Ryan Anderson	(7-14) vs. SAC	21-Jan-13
Quarter	8	Baron Davis	(-10) at NYK (2nd)	29-Nov-03
		Ryan Anderson	(5-8) vs. SAC (2nd)	21-Jan-13

## Highest 3-Point Field Goal Percentage (min. 200 attempts)

Season	.441	Peja Stojakovic	(231-524)	2007-08
Game	1.000	Several times	vs. MIA	11-Jan-08
		Most made without a miss: 7	Bobby Jackson	

## Most Consecutive 3-Point Field Goals Made

Season	9	Morris Peterson		11-Nov-07 through 14-Nov-07
--------	---	-----------------	--	-----------------------------

## Most Consecutive Games With 3-Point Field Goal

62 games	Peja Stojakovic			16-Jan-08 through 10-Dec-08
----------	-----------------	--	--	-----------------------------

## Most Free Throws Made

Season	455	Chris Paul		2008-09
Game	15	Jamaal Magloire	vs. TOR	21-Mar-04
		Robin Lopez	at IND	21-Nov-12

Half	12	Baron Davis	vs. TOR (2nd)	21-Mar-04
Quarter	9	Chris Paul	vs. SAC (2nd)	20-Dec-08
		Chris Paul	vs. MEM (4th)	31-Mar-06

## Most Free Throw Attempts

Season	524	Chris Paul		2008-09
Game	20	Jamaal Magloire	vs. TOR	21-Mar-04
Half	14	Several times most recently: Chris Paul	vs. SAC	20-Dec-08
Quarter	10	Several times most recently: Marcus Thornton	vs. WAS	1-Feb-11

## Highest Free Throw Percentage

Season	940	Brian Roberts	(125-133)	2013-14
Game	1.000	Several times	vs. MIA	10-Mar-04
		most made without a miss: Baron Davis	(14)	

## Most Consecutive Free Throws Made

Season	43	Dell Curry		5-Nov-94 through 16-Dec-94
				31-Jan-97 through 26-Mar-97

## Most Rebounds

Season	928	Tyson Chandler	(11.7)	2007-08
Game	23	Tyson Chandler	at MEM	13-Feb-07
Half	17	Tyson Chandler	vs. SEA (1st)	16-Jan-08
Quarter	14	Al-Farouq Aminu	at DAL (1st)	17-Apr-13
		Al-Farouq Aminu	at DAL (1st)	17-Apr-13

## Most Offensive Rebounds

Season	322	Tyson Chandler		2007-08
Game	12	Tyson Chandler	at MEM	13-Feb-07
		Tyson Chandler	at POR	17-Dec-07
Half	8	Emeka Okafor	vs. TOR	17-Jan-11
Quarter	6	Tyson Chandler	vs. LAL (2nd)	14-Mar-08
		Several times most recently: David West	vs. DET (4th)	25-Feb-09

## Most Defensive Rebounds

Season	606	Tyson Chandler		2007-08
Game	17	David West	at ATL	9-Mar-09
Half	13	Tyson Chandler	vs. SEA (1st)	16-Jan-08
Quarter	9	Al-Farouq Aminu	at DAL (1st)	17-Apr-13

## Most Assists

Season	925	Chris Paul	11.6 apg	2007-08
Game	21	Chris Paul	at LAL	6-Nov-07
Half	14	Chris Paul	at LAL	6-Nov-07
Quarter	9	Several times most recently: Chris Paul	vs. MIA (1st)	5-Nov-10

## Most Steals

Season	217	Chris Paul	2.71 spg	2007-08
Game	9	Eddie Jones	vs. IND	4-Nov-99
Half	7	Chris Paul	at DAL	20-Feb-09
Quarter	6	Chris Paul	vs. DAL (1st)	20-Feb-08
		Bonzi Wells	vs. BOS (4th)	22-Mar-08

## Most Personal Fouls

Season	278	Jamaal Magloire		2003-04
--------	-----	-----------------	--	---------

## Most Disqualifications

Season	6	Jamaal Magloire		2003-04
--------	---	-----------------	--	---------

## Most Turnovers

Season	247	Greivis Vasquez	(3.2)	2012-13
--------	-----	-----------------	-------	---------

## INDIVIDUAL HIGHS

Game	10	Darren Collison	vs. BOS	10-Feb-10
Half	6	Several times	at DAL (1st)	11-Jan-14
		Most recent: Eric Gordon		
Quarter	5	Several times	vs. HOU (3rd)	21-Feb-10
		Most recent: Darren Collison		

### Most Blocked Shots

Season	189	Anthony Davis	(2.8)	2013-14
Game	9	Anthony Davis	vs. PHI	16-Nov-13
Half	6	Anthony Davis	vs. PHI (1st)	16-Nov-13
		Anthony Davis	at CLE (1st)	28-Jan-14
Quarter	5	Several times	vs. LAC (3rd)	26-Mar-14
		Most recent: Anthony Davis		

### Most Minutes Played

Season	3321	Jamal Mashburn	(42.6)	2002-03
Game (reg)	48	Several times		
Game (total)	57	Ryan Anderson	at CHI (3OT)	2-Dec-13

## OPPONENT INDIVIDUAL HIGHS

### Most Points

Game	54	Damon Stoudamire	vs. POR	14-Jan-05
Half	35	Michael Jordan	(2nd) at CHI	12-Mar-93
Quarter	24	Michael Jordan	at WAS (1st)	29-Dec-01
		Salim Stoudamire	vs. ATL (4th)	18-Nov-05
		Kevin Martin	at SAC (4th)	23-Feb-09

### Most Field Goals Made

Game	20	Damon Stoudamire	vs. POR	14-Jan-05
Half	15	Michael Jordan	at WAS (1st)	29-Dec-01
Quarter	10	Jamal Crawford	at CHI (4th)	6-Dec-03
		Michael Jordan	at WAS (1st)	29-Dec-01

### Most Field Goals Attempted

Game	33	Several times		
		Most recent: Kobe Bryant	vs. LAL	8-Mar-06
Half	22	Michael Jordan	at WAS	29-Dec-01
Quarter	14	Michael Jordan	at WAS	29-Dec-01

### Highest Field Goal Percentage

Game	.909	Several Times	(10-11) at HOU	26-Dec-13
		most recently: Dwight Howard		

### Most Three-Point Field Goals Made

Game	9	Several Times	at LAC	26-Nov-12
		most recently: Caron Butler		
Half	8	Ray Allen	at MIL (2nd)	14-Apr-02
Quarter	6	Caron Butler	(6-8) at LAC (3rd)	26-Nov-12

### Most Three-Point Field Goals Attempted

Game	16	Quentin Richardson	(9-16) vs. PHO	29-Dec-04
Half	10	Damon Stoudamire	(6-16) vs. POR	14-Jan-05
Quarter	8	Caron Butler	(6-8) at LAC (3rd)	26-Nov-12

### Most Free Throws Made

Game	17	Kevin Love	vs. MIN	13-Jan-12
		Chris Paul	at LAC	22-Apr-12
Half	14	Moses Malone	vs. ATL	10-Apr-89
Quarter	11	Rod Strickland	vs. WAS	5-Mar-99

### Most Free Throw Attempts

Game	19	Pau Gasol	at MEM	6-Dec-05
		Chris Paul	at LAC	22-Apr-12
Half	18	Moses Malone	vs. ATL (2nd)	10-Apr-89
Quarter	14	Moses Malone	vs. ATL (4th)	10-Apr-89

### Most Rebounds

Game	23	Tim Duncan	at SAS (OT)	23-Dec-02
Game (reg)	22	Pau Gasol	vs. LAL	29-Mar-10
Half	16	Dennis Rodman	at DET (1st)	23-Dec-92
Quarter	12	Samuel Dalembert	at PHI (1st)	11-Jan-10

### Most Offensive Rebounds

Game	9	Several Times	at DET	24-Jan-14
		most recently: Andre Drummond		
Half	9	Dennis Rodman	at DET (1st)	23-Dec-92
Quarter	6	Several times		

### Most Defensive Rebounds

Game	22	Tim Duncan	at SAS (OT)	23-Dec-02
Game (reg)	18	Paul Pierce	at BOS	1-Nov-06
Half	12	Several times		
Quarter	10	Samuel Dalembert	at PHI	11-Jan-10

### Most Assists

Game	17	Baron Davis	at LAC	15-Mar-10
		Tony Parker	vs. SAS	23-Jan-12
Half	13	Magic Johnson (1st)	vs. LAL	24-Jan-91
Quarter	11	Magic Johnson (1st)	vs. LAL	24-Jan-91

### Most Steals

Game	8	Chris Paul	at LAC	22-Apr-12
Half	6	Darrell Walker (2nd)	vs. WAS	3-Nov-89
Quarter	5	Andre Miller (1st)	vs. DEN	23-Jan-04

### Most Turnovers

Game	10	LeBron James	vs. CLE (OT)	28-Mar-05
		Steve Nash	at PHO (2OT)	6-Feb-08
Game (reg)	9	Several times		
		Most recent: Jeremy Lin	vs. NYK	17-Feb-12
Half	9	LeBron James	vs. CLE	28-Mar-05
Quarter	5	Several times		

### Most Blocked Shots

Game	11	Roy Hibbert	at IND	21-Nov-12
Game (reg)	9	Marcus Camby	vs. DEN	13-Apr-07
Half	8	Hakeem Olajuwon	vs. HOU (1st)	20-Dec-91
		David Robinson	vs. SAS (2nd)	2-Feb-90
Quarter	7	Larry Nance	vs. CLE (3rd)	21-Dec-91

### Most Minutes Played

Game	56	Luol Deng	vs. CHI (3OT)	2-Dec-13
------	----	-----------	---------------	----------

### Most Personal Fouls

Half	6	Several times		
Quarter	6	Henry James	at ATL (4th)	21-Dec-96





MISCELLANEOUS RECORDS

Top Scoring Performances

Hornets Top Scoring Games Off The Bench				
Points	Player	Opponent	Minutes	Date
37	Marcus Thornton	at Cleveland	31	23-Feb-10
33	Dell Curry	at Washington	35	30-Jan-93
32	Brad Miller	at Boston	38	5-May-99
32	Ricky Davis	at Boston	41	5-May-99
31	Ryan Anderson	at Detroit	31	11-Feb-13

Opponents Top Scoring Games Off The Bench				
Points	Player	Opponent	Minutes	Date
37	Dan Majerle	at Phoenix	41	29-Nov-91
35	Cedric Ceballos	vs. L.A. Lakers	35	2-Apr-96
34	Eddie Johnson	vs. Seattle	35	4-Feb-91
34	Ben Gordon	vs. Charlotte	35	9-Nov-12

Hornets Top Scoring Months				
Player	Month/Year	Games (Min. 10)	Point	Average
Glen Rice	January 1997	16	508	31.8
Glen Rice	March 1997	13	377	29.0
Glen Rice	February 1997	13	375	28.8

Consecutive Games Records

Most Double-Figure Scoring Games			
Season:	81	Larry Johnson, 1992-93	
Career:	522	Dell Curry	
Consecutive:	135	Glen Rice, 9-Nov-96 - 28-Feb-98	

Most 20-point Scoring Games			
Season:	64	Glen Rice, 1996-97	
Career:	193	David West	
Consecutive:	28	Glen Rice, 11-Feb-97 - 9-Apr-97	

Most 30-point Scoring Games			
Season:	25	Glen Rice, 1996-97	
Career:	54	Glen Rice	
Consecutive:	5	Glen Rice, 15-Jan-97 - 24-Jan-97	

Most Double-Figure Rebound Games			
Season:	56	Tyson Chandler, 2006-07	
Career:	190	P.J. Brown	
Consecutive:	21	Tyson Chandler, 26-Jan-07 - 9-Mar-07	

Most Double-Doubles-Points/Rebounds			
Season:	49	Larry Johnson, 1992-93	
Career:	152	Larry Johnson	
Consecutive:	14	Tyson Chandler, 7-Feb-07 - 9-Mar-07	

Most Double-Figure Assist Games			
Season:	59	Chris Paul, 2007-08	
Career:	265	Muggsy Bogues	
Consecutive:	12	Muggsy Bogues, 26-Jan-04 - 24-Feb-94	
	12	Chris Paul, 9-Apr-08 - 12-Nov-08	

Most Double-Doubles - Points/Assists			
Season:	56	Chris Paul, 2007-08	
Career:	205	Chris Paul	
Consecutive:	12	Chris Paul, 9-Apr-08 - 12-Nov-08	

Consecutive Games Played Streaks			
Games	Player	Dates	
294	David Wesley	25-Nov-97 through 17-Nov-01	
290	Jamaal Magloire	6-Feb-01 through 26-Nov-04	
262	Baron Davis	2-Nov-99 through 30-Nov-02	
200	Muggsy Bogues	29-Dec-90 through 16-Mar-93	
190	Larry Johnson	1-Nov-91 through 27-Dec-93	

Consecutive Games Started Streaks			
Games	Player	Dates	
294	David Wesley	25-Nov-97 through 17-Nov-01	
183	Larry Johnson	13-Nov-91 through 27-Dec-93	
180	Baron Davis	31-Oct-00 through 30-Nov-02	
175	Jamaal Magloire	30-Oct-03 through 26-Nov-04	
164	Hersey Hawkins	5-Nov-93 through 23-Apr-95	

Triple-Doubles

Player	Opponent	Date	PTS	REB	AST	BLK
Tyreke Evans	at L.A. Clippers	18-Dec-13	11	13	10	-
Greivis Vasquez	at Atlanta	8-Feb-13	21	11	12	-
Jarrett Jack	vs. Golden State	21-Mar-12	17	10	11	-
Darren Collison	vs. Indiana	19-Feb-10	18	13	12	-
Chris Paul	at Houston	29-Dec-09	16	11	10	-
Chris Paul	at Washington	11-Mar-09	30	10	13	-
Chris Paul	vs. Philadelphia	26-Jan-09	27	10	15	-
Chris Paul	at Dallas	14-Jan-09	33	10	11	-
Chris Paul	vs. Washington	30-Dec-08	15	10	16	-
Chris Paul	at LA Clippers	24-Nov-08	14	10	17	-
Chris Paul	vs. Oklahoma City	22-Nov-08	29	10	16	-
Chris Paul	vs. Golden State	6-Apr-08	16	10	13	-
Chris Paul	vs. Chicago	1-Dec-06	25	11	18	-
Chris Paul	vs. Golden State (OT)	5-Apr-06	17	11	16	-
Chris Paul	at Toronto (2OT)	2-Apr-06	24	12	12	-
Baron Davis	vs. Sacramento (OT)	8-Jan-05	26	10	17	-
Jamal Mashburn	vs. Atlanta	16-Apr-03	15	10	11	-
Jamal Mashburn	vs. Miami	26-Feb-03	18	13	13	-

20-Point/20-Rebound Performances

Anthony Davis	vs. Boston	16-Mar-14	40 pts, 21 rebs
Tyson Chandler	at Golden State	4-Jan-08	22 pts, 22 rebs
Tyson Chandler	vs. L.A. Lakers	23-Mar-07	22 pts, 22 rebs
Jamaal Magloire	at Toronto	7-Mar-04	23 pts, 21 rebs

MISCELLANEOUS RECORDS

Year-By-Year Comparisons

Year-By-Year Record	02-03	03-04	04-05	05-06	06-07	07-08	08-09	09-10	10-11	11-12	12-13	13-14
Record	47-35	41-41	18-64	38-44	39-43	56-26	49-33	37-45	46-36	21-45	27-55	34-48
Home Record	29-12	25-16	11-30	24-17	24-17	30-11	28-13	24-17	28-13	11-22	16-25	22-19
Away Record	18-23	16-25	7-34	14-27	15-26	26-15	21-20	13-28	18-23	10-23	11-30	12-29
vs. Eastern Conference	32-22	30-24	8-22	13-17	16-14	22-8	19-11	11-19	19-11	7-11	12-18	19-11
vs. Western Conference	15-13	11-17	10-42	25-27	23-29	34-18	30-22	26-26	27-25	14-34	15-37	15-37
Overtime	5-4	3-3	2-6	2-1	7-0	4-0	1-2	3-3	4-2	1-2	1-3	5-0
Average Points	93.9	91.8	88.4	92.8	95.5	100.9	95.8	100.2	94.9	89.6	94.1	99.7
Average Rebounds	43.6	42.8	40.2	40.2	43.1	41.8	39.7	40.3	47.7	41.1	41.6	41.7
Average Assists	22.0	20.9	21.0	18.5	18.7	21.8	19.6	22.3	20.6	20.7	21.0	21.3
Average Steals	8.00	8.63	6.7	7.5	6.4	7.77	7.23	7.62	7.61	7.39	6.34	7.9
Average Turnovers	14.8	15.0	14.8	13.4	14.5	11.9	12.5	13.5	13.0	15.5	14.5	13.8
Average Blocks	4.80	4.22	3.8	3.8	4.2	3.91	4.12	3.66	4.38	4.78	5.37	6.4
Field Goal Percentage	43.5	42.0	41.5	44.0	44.5	46.6	45.7	46.4	45.9	45.1	44.8	45.9
Free Throw Percentage	76.8	75.1	76.6	75.8	74.0	76.9	80.7	77.8	76.5	75.7	77.6	76.9
Three Point Percentage	37.6	31.9	31.5	33.9	36.2	38.9	36.4	36.3	36.0	33.3	36.3	37.3
Bench Scoring	22.5	23.5	30.7	30.3	27.8	24.4	22.7	29.5	30.2	30.4	34.9	34.7
Games decided by 3 pts. or less	7-7	9-5	6-11	7-5	9-7	8-4	8-1	6-3	8-6	4-9	7-5	7-10
Games Decided by 10+ pts.	19-12	18-17	2-30	14-28	14-21	37-15	23-17	5-24	16-17	7-19	10-24	10-21

MISCELLANEOUS RECORDS

Franchise Record When...

Year-By-Year	02-03	03-04	04-05	05-06	06-07	07-08	08-09	09-10	10-11	11-12	12-13	13-14
Equal or outrebound opp.	38-18	23-15	12-26	26-14	26-25	36-12	34-12	23-10	28-14	15-21	21-31	22-25
Outrebound and outshoot opp.	26-5	18-0	6-5	17-3	13-7	28-1	25-3	13-2	21-2	14-6	14-4	19-4
Bench outscores opp. bench	20-16	15-16	12-34	25-24	20-18	29-6	20-8	13-23	30-17	8-21	20-28	16-29
Lead at halftime	31-9	26-12	10-8	27-12	26-8	42-7	34-9	20-9	30-14	13-18	15-23	22-18
Tied at halftime	1-0	1-0	2-3	5-1	4-5	2-0	4-0	3-0	4-2	2-1	2-4	2-4
Trail at halftime	15-26	14-29	6-53	6-31	9-30	12-19	11-24	14-36	12-20	6-26	12-38	10-26
Lead or tied after third	40-7	33-7	16-9	27-8	30-12	48-4	41-5	24-6	40-11	17-12	15-17	26-12
Trail after third	7-28	8-34	2-55	11-36	9-31	8-22	8-28	13-39	6-25	4-33	12-38	8-36
Shoot 50 percent or better	10-0	6-0	2-1	7-2	7-4	20-1	13-4	15-7	15-3	8-8	10-6	15-5
Shoot below 50 percent	37-35	35-41	16-63	31-42	32-39	36-25	36-29	22-38	31-33	13-37	17-48	19-43
Shoot equal or better than opp.	33-7	29-3	13-15	27-5	26-10	40-4	34-6	25-8	35-6	21-13	20-10	29-9
Outshot by opponent	14-28	12-38	5-49	11-39	13-33	16-22	15-27	12-37	11-30	0-32	7-44	5-39
Opp. shoots 50 percent or better	2-8	2-16	0-21	2-14	4-14	12-9	8-9	8-26	5-19	0-12	1-23	4-19
Opp. shoots below 50 percent	45-27	39-25	18-43	36-30	35-29	44-17	41-24	29-19	41-17	21-33	27-31	30-29
Score 100 or more points	23-3	14-5	4-5	19-7	21-11	42-3	28-5	23-16	18-5	4-5	12-12	27-13
Score less than 100 points	24-32	27-36	14-59	19-37	18-32	14-23	21-28	14-29	28-31	17-40	15-43	7-35
Opp. scores 100 or more points	4-10	2-14	4-23	6-23	9-25	14-14	7-18	13-37	7-22	0-16	2-35	15-36
Opp. scores under 100 points	43-25	39-27	14-59	32-21	30-18	42-12	42-15	14-29	39-14	21-29	25-20	19-12
Grab 50 or more rebounds	11-6	11-3	2-1	3-2	10-1	7-1	3-1	5-3	4-1	4-3	1-3	7-3
Grab 40 or more rebounds	37-23	32-24	14-30	29-16	32-25	36-16	27-14	26-17	29-15	14-20	22-31	22-28
Grab less than 40 rebounds	10-12	9-17	4-34	9-28	7-18	20-10	22-19	11-28	17-21	7-25	5-23	12-20
Shoot more free throws than opp.	25-12	24-16	11-16	27-18	26-19	34-12	8-5	23-10	23-13	9-17	16-22	14-16
Shoot equal or fewer free throws	22-23	17-25	7-48	11-26	13-24	22-14	41-28	14-35	19-23	12-28	11-33	20-32
Commit more turnovers than opp.	22-23	18-24	8-34	14-22	19-24	13-17	13-17	16-16	12-15	9-31	11-33	7-23
Commit equal or fewer turnovers	25-12	23-17	10-30	24-22	20-19	43-9	36-16	21-29	34-21	12-14	16-22	27-25

MISCELLANEOUS RECORDS

Franchise Record by Month

	Oct.	Nov.	Dec.	Jan.	Feb.	Mar.	Apr.
2002-03	1-0	10-5	7-10	6-8	9-4	8-6	6-2
2003-04	2-0	9-6	9-6	6-9	6-6	5-11	4-3
2004-05	-	1-12	1-14	6-10	3-9	5-9	2-10
2005-06	-	7-7	5-10	10-5	9-4	3-11	4-7
2006-07	-	8-7	4-11	7-8	9-4	5-10	6-3
2007-08	1-0	10-6	9-5	12-2	7-5	11-4	6-4
2008-09	2-0	7-6	10-3	9-7	7-6	11-5	3-6
2009-10	1-1	6-9	7-6	12-5	5-8	4-12	2-4
2010-11	3-0	9-5	7-9	12-4	4-8	8-6	3-4
2011-12	-	-	2-1	2-16	4-10	5-12	8-6
2012-13	0-1	4-9	3-13	8-8	5-8	6-9	1-7
2013-14	0-1	7-7	7-7	5-11	4-9	9-7	2-6
<b>Totals</b>	<b>10-3</b>	<b>78-79</b>	<b>71-85</b>	<b>92-83</b>	<b>72-81</b>	<b>80-84</b>	<b>47-62</b>

Franchise Record by Day of The Week

	Sun	Mon	Tue	Wed	Thu	Fri	Sat
2002-03	4-5	4-5	4-5	14-6	1-1	15-5	5-8
2003-04	1-3	1-8	4-8	16-3	2-4	8-7	9-8
2004-05	0-10	2-10	2-7	4-18	0-0	6-10	4-9
2005-06	3-4	5-8	2-7	12-10	0-2	7-7	9-6
2006-07	2-2	4-3	7-10	10-6	1-3	8-10	7-9
2007-08	6-2	5-6	5-1	17-7	0-0	13-7	10-3
2008-09	7-1	5-6	6-1	12-9	3-1	9-10	7-5
2009-10	3-7	7-7	2-3	12-11	1-1	7-10	5-6
2010-11	5-8	3-10	2-2	15-8	1-0	13-4	7-4
2011-12	1-4	4-10	1-2	6-11	2-5	4-6	3-7
2012-13	5-5	6-2	1-9	6-19	0-0	5-14	3-6
2013-14	4-4	6-7	2-6	7-14	0-0	11-8	4-9
<b>Totals</b>	<b>41-55</b>	<b>52-82</b>	<b>38-61</b>	<b>131-122</b>	<b>11-17</b>	<b>106-98</b>	<b>73-80</b>

Franchise Record by Division/Conference

	Atlantic	Central	Southeast	East	Midwest	Pacific	NW	SW	West
2002-03	15-11	17-11	-	32-22	7-7	8-6	-	-	15-13
2003-04	16-10	14-14	-	30-24	4-10	7-7	-	-	11-17
2004-05	2-8	3-7	3-7	8-22	-	4-14	4-14	2-14	10-42
2005-06	5-5	2-8	6-4	13-17	-	8-10	10-8	7-9	25-27
2006-07	5-5	5-5	6-4	16-14	-	8-10	9-9	6-10	23-29
2007-08	8-2	7-3	7-3	22-8	-	13-5	11-7	10-6	34-18
2008-09	6-4	7-3	6-4	19-11	-	11-7	10-8	9-7	30-22
2009-10	2-8	4-6	5-5	11-19	-	11-7	8-10	7-9	26-26
2010-11	4-6	6-4	9-1	19-11	-	9-9	9-9	9-7	27-25
2011-12	3-2	2-5	2-4	7-11	-	5-12	6-11	3-11	14-34
2012-13	3-7	5-5	4-6	12-18	-	5-13	5-13	5-11	15-37
2013-14	6-4	8-2	5-5	19-11	-	4-14	7-11	4-12	15-37
<b>Totals</b>	<b>75-72</b>	<b>80-73</b>	<b>53-43</b>	<b>206-188</b>	<b>11-17</b>	<b>93-114</b>	<b>79-100</b>	<b>62-96</b>	<b>245-327</b>

NW - Northwest

SW - Southwest

## MISCELLANEOUS RECORDS

### Year-By-Year Leaders

Games Played		Minutes Played			
2013-14	Al-Farouq Aminu	80	2013-14	Anthony Davis	2,358
2012-13	Robin Lopez	82	2012-13	Greivis Vasquez	2,685
2011-12	Aminu/Belinelli/Vasquez	66	2011-12	Marco Belinelli	1,966
2010-11	Belinelli/Paul	80	2010-11	Chris Paul	2,880
2009-10	Emeka Okafor	82	2009-10	David West	2,949
2008-09	Rasual Butler	82	2008-09	Chris Paul	3,002
2007-08	Pargo/Paul	80	2007-08	Chris Paul	3,006
2006-07	Jannero Pargo	82	2006-07	Desmond Mason	2,575
2005-06	Rasual Butler	79	2005-06	Chris Paul	2,808
2004-05	PJ Brown	82	2004-05	PJ Brown	2,817
2003-04	Jamaal Magloire	82	2003-04	Jamaal Magloire	2,777
2002-03	Magloire/Mashburn	82	2002-03	Jamal Mashburn	3,321
<b>Total Points</b>			<b>Field Goals Made</b>		
2013-14	Anthony Davis	1394	2013-14	Anthony Davis	522
2012-13	Ryan Anderson	1309	2012-13	Ryan Anderson	472
2011-12	Marco Belinelli	780	2011-12	Marco Belinelli	286
2010-11	David West	1,322	2010-11	David West	528
2009-10	David West	1,541	2009-10	David West	619
2008-09	Chris Paul	1,781	2008-09	Chris Paul	631
2007-08	Chris Paul	1,684	2007-08	Chris Paul	630
2006-07	Chris Paul	1,104	2006-07	Desmond Mason	407
2005-06	David West	1,262	2005-06	David West	530
2004-05	Lee Nailon	963	2004-05	Lee Nailon	415
2003-04	Baron Davis	1,532	2003-04	Baron Davis	554
2002-03	Jamal Mashburn	1,772	2002-03	Jamal Mashburn	670
<b>Scoring Average (min. 30 games played)</b>			<b>Field Goals Attempted</b>		
2013-14	Anthony Davis	20.8	2013-14	Anthony Davis	1,005
2012-13	Eric Gordon	17.0	2012-13	Ryan Anderson	1,115
2011-12	Jarrett Jack	15.6	2011-12	Marco Belinelli	686
2010-11	David West	18.9	2010-11	David West	1,040
2009-10	David West	19.0	2009-10	David West	1,226
2008-09	Chris Paul	22.8	2008-09	David West	1,292
2007-08	Chris Paul	21.1	2007-08	David West	1,305
2006-07	David West	18.3	2006-07	Desmond Mason	900
2005-06	David West	17.1	2005-06	David West	1,036
2004-05	Lee Nailon	14.2	2004-05	Lee Nailon	869
2003-04	Baron Davis	22.9	2003-04	Baron Davis	1,402
2002-03	Jamal Mashburn	21.6	2002-03	Jamal Mashburn	1,586

## MISCELLANEOUS RECORDS

### Year-by-Year NBA Statistical Rankings

Year	Pts	Def	FG%	FT%	Reb	Ast	Stl	TO	BS	Free Throw Percentage (Minimum 100 FTA)
2002-03	19	5	23	11	8	11	13	T16	18	2013-14 Brian Roberts (125-133) .940
2003-04	17	11	27	17	9	14	9	17	24	2012-13 Ryan Anderson (152-180) .844
2004-05	30	10	30	13	25	17	25	21	27	2011-12 Jarrett Jack (129-148) .872
2005-06	25	12	26	10	22	26	7	4	24	2010-11 Chris Paul (337-384) .878
2006-07	25	10	26	21	6	27	29	8	21	2009-10 Peja Stojakovic (96-107) .897
2007-08	9	5	8	11	16	13	8	3	28	2008-09 Peja Stojakovic (93-104) .894
2008-09	26	5	16	4	26	28	16	27	26	2007-08 Peja Stojakovic (130-140) .929
2009-10	17	21	13	7	25	8	9	9	30	2006-07 Marc Jackson (90-103) .874
2010-11	27	5	18	15	T24	T21	9	3	20	2005-06 Chris Paul (394-465) .847
2011-12	29	8	13	15	24	16	21	27	21	2004-05 PJ Brown (210-243) .864
2012-13	25	14	15	8	17	23	30	12	11	2003-04 PJ Brown (158-185) .854
2013-14	18	T16	12	11	22	19	12	6	1	2002-03 Jamal Mashburn (313-369) .848

2002-2004 (29 teams in NBA), 2004-present (30 teams)

### Career Leaders

#### Field Goal Percentage (Minimum 250 FGA)

2013-14	Anthony Davis	(522-1005)	.519
2012-13	Robin Lopez	(384-719)	.534
2011-12	Gustavo Ayon	(140-261)	.536
2010-11	Emeka Okafor	(300-524)	.573
2009-10	Emeka Okafor	(348-656)	.530
2008-09	Tyson Chandler	(160-283)	.565
2007-08	Tyson Chandler	(377-605)	.623
2006-07	Tyson Chandler	(292-468)	.624
2005-06	David West	(530-1036)	.512
2004-05	Chris Andersen	(191-358)	.534
2003-04	Robert Traylor	(145-287)	.505
2002-03	PJ Brown	(319-601)	.531

#### Free Throws Made

2013-14	Anthony Davis	348
2012-13	Eric Gordon	187
2011-12	Carl Landry	147
2010-11	Chris Paul	337
2009-10	David West	296
2008-09	Chris Paul	455
2007-08	Chris Paul	332
2006-07	Chris Paul	292
2005-06	Chris Paul	394
2004-05	PJ Brown	210
2003-04	Jamaal Magloire	353
2002-03	Jamal Mashburn	313

#### Free Throws Attempted

2013-14	Anthony Davis	440
2012-13	Anthony Davis	225
2011-12	Carl Landry	184
2010-11	Chris Paul	384
2009-10	David West	342
2008-09	Chris Paul	524
2007-08	Chris Paul	390
2006-07	Chris Paul	357
2005-06	Chris Paul	465
2004-05	PJ Brown	243
2003-04	Jamaal Magloire	470
2002-03	Jamal Mashburn	369

## MISCELLANEOUS RECORDS

## Career Leaders

## Seasons

1. David West	8
2. Chris Paul	6
3. Peja Stojakovic	5
4. PJ Brown	4
Jason Smith	4

## Games Played

1. David West	530
2. Chris Paul	425
3. PJ Brown	315
4. Rasual Butler	293
5. Al-Farouq Aminu	222

## Games Started

1. David West	438
2. Chris Paul	425
3. PJ Brown	309
4. Peja Stojakovic	204
5. Tyson Chandler	197

## Minutes Played

1. David West	17,158
2. Chris Paul	15,760
3. PJ Brown	10,559
4. Rasual Butler	7,586
5. Peja Stojakovic	7,261

## Total Points

1. David West	8,690
2. Chris Paul	7,936
3. PJ Brown	3,231
4. Peja Stojakovic	3,135
5. Baron Davis	2,728

## Average Points

(min. 82 games)	
1. Jamal Mashburn	21.5
2. Baron Davis	20.2
3. Chris Paul	18.7
4. Anthony Davis	17.3
5. Ryan Anderson	16.9

## Field Goals Made

1. David West	3,476
2. Chris Paul	2,793
3. PJ Brown	1,265
4. Peja Stojakovic	1,113
5. Rasual Butler	1,010

## Field Goals Attempted

1. David West	7,091
2. Chris Paul	5,929
3. Peja Stojakovic	2,662
4. PJ Brown	2,654
5. Baron Davis	2,503

## Field Goal Percentage

(min. 1000 FGA)	
1. Tyson Chandler	.611
2. Emeka Okafor	.549
3. Anthony Davis	.518
4. David West	.490
5. Jason Smith	.481

## 3-Point Field Goals Made

1. Peja Stojakovic	553
2. Rasual Butler	410
3. Chris Paul	379
4. Baron Davis	330
5. Ryan Anderson	280

## 3-Point Field Goals Attempted

1. Peja Stojakovic	1,369
2. Rasual Butler	1,097
3. Chris Paul	1,055
4. Baron Davis	1,002
5. Ryan Anderson	721

## 3-Point Field Goal Percentage

(min. 200 3PA)	
1. Peja Stojakovic	.404
2. Marco Belinelli	.396
3. Ryan Anderson	.388
4. Morris Peterson	.383
5. Marcus Thornton	.374
Rasual Butler	.374

## Free Throws Made

1. Chris Paul	1,971
2. David West	1,704
3. PJ Brown	701
4. Jamaal Magloire	658
5. Anthony Davis	517

## Free Throws Attempted

1. Chris Paul	2,310
2. David West	2,030
3. Jamaal Magloire	915
4. PJ Brown	828
5. Anthony Davis	665

## Free Throw Percentage

(min. 500 FTA)	
1. Chris Paul	.853
2. PJ Brown	.847
3. David West	.839
4. Eric Gordon	.806
5. Anthony Davis	.777

## Offensive Rebounds

1. David West	1,110
2. PJ Brown	928
3. Tyson Chandler	805
4. Jamaal Magloire	607
5. Emeka Okafor	551

## Defensive Rebounds

1. David West	2,743
2. PJ Brown	1,747
3. Chris Paul	1,647
4. Tyson Chandler	1,420
5. Jamaal Magloire	1,169
6. Emeka Okafor	1,088

## Total Rebounds

1. David West	3,853
2. PJ Brown	2,675
3. Tyson Chandler	2,225
4. Chris Paul	1,951
5. Jamaal Magloire	1,776

## Average Rebounds

(min. 82 games)	
1. Tyson Chandler	11.3
2. Jamaal Magloire	9.5
3. Anthony Davis	9.1
Emeka Okafor	9.1
5. PJ Brown	8.5

## Assists

1. Chris Paul	4,228
2. Greivis Vasquez	1,063
3. David West	1,042
4. Baron Davis	950
5. PJ Brown	570

## Average Assists

(min. 82 games)	
1. Chris Paul	9.9
2. Greivis Vasquez	7.4
3. Baron Davis	7.0
4. Jamal Mashburn	5.0
5. Jarrett Jack	4.1
6. Darrell Armstrong	4.0

## Steals

1. Chris Paul	1,010
2. David West	396
3. Baron Davis	280
4. PJ Brown	265
5. Al-Farouq Aminu	233

## Turnovers

1. Chris Paul	1,065
2. David West	931
3. Jamaal Magloire	418
4. Greivis Vasquez	395
5. Baron Davis	393

## Blocked Shots

1. David West	435
2. Anthony Davis	301
3. Emeka Okafor	280
4. Tyson Chandler	269
5. PJ Brown	253

## MISCELLANEOUS RECORDS

## Franchise Bests

## Single Game

Longest Game	2:47	vs. SAC	19-Nov-08
Longest Game (Overtime)	3:18	vs. GSW (3OT)	23-Nov-04
Shortest Game	1:44	vs. SAC	27-Jan-90
Most Points Scored By New Orleans In A Loss	134	at CLE (141)	9-Apr-92
Fewest Points Scored By New Orleans In A Victory	65	vs. MIA (65-56)	20-Dec-00
Widest Margin In A New Orleans Victory	52	vs. PHI (136-84)	27-Feb-92
Widest Margin In A New Orleans Loss	50	vs. MIL (137-87)	10-Jan-00
Most Free Throws Missed	17	at TOR (24-41)	9-Nov-96
Most Players Scoring In Double Figures	8	vs. LAC	26-Mar-94
		at PHI	9-Apr-94
		at ORL	14-Mar-97
		at ATL	29-Nov-97
		at PHI	12-Dec-10
		at OKC	27-Feb-13
		Done nine times	
Most Players Scoring 20 Or More Points	4	Marcus Thornton at CLE	23-Feb-10
Most Points Off The Bench	37		
Quickest Disqualification On Personal Fouls	11 min.	Matt Geiger vs. PHI	4-Nov-95
Earliest Disqualification On Personal Fouls	:46.3 (3rd)	Malik Rose vs. LAC	21-Feb-97

## Season

Longest Winning Streak	10	9-Jan-11 thru 26-Jan-11
Longest Home Winning Streak	13	22-Nov-94 thru 20-Jan-95
Longest Road Winning Streak	8	19-Dec-07 thru 26-Jan-08
Longest Losing Streak	12	19-Jan-90 thru 14-Feb-90
Longest Home Losing Streak	14	28-Feb-89 thru 3-Nov-90
		last 13 games 1988-89 season and 1st game 1989-90
Longest Road Losing Streak	16	28-Feb-89 thru 3-Nov-90
Most Consecutive 100-point games	20	22-Jan-93 thru 4-Mar-93
Most 30+ Point Games	25	Glen Rice 1996-97
Most 20+ Point Games	64	Glen Rice 1996-97
Most 10+ Point Games	81	Larry Johnson 1992-93
Most 10+ Point And 10+ Rebound Games	49	Larry Johnson 1992-93
Most Consecutive 20+ Point Games	28	Glen Rice 11-Feb-97 thru 9-Apr-97
Most Consecutive 10+ Point Games	78	Glen Rice 9-Nov-95 thru 20-Apr-97
Most Times Led Or Shared Scoring Lead	61	Glen Rice 1996-97

## Career

Most Consecutive Games Played	294	David Wesley	25-Nov-97 thru 17-Nov-01
Most Consecutive Games Started	294	David Wesley	25-Nov-97 thru 17-Nov-01
Most Consecutive 10+ Point Games	135	Glen Rice	9-Nov-95 thru 28-Feb-98



PLAYOFF RECORDS

2004 First Round vs. Miami Heat

Player	G	GS	MIN	FG	FGA	PCT	3FG	FGA	PCT	FT	FTA	PCT	OFF	DEF	TOT	AST	PF	DQ	STL	TO	BLK	PTS	AVG
Davis	7	7	260	43	114	.377	16	49	.327	25	33	.758	6	23	29	49	21	0	11	19	5	127	18.1
Lynch	7	7	147	25	57	.439	3	12	.250	5	8	.625	13	24	37	12	15	0	3	7	3	58	8.3
Augmon	7	0	168	18	48	.375	0	1	.000	16	18	.889	4	15	19	7	13	0	6	13	1	52	7.4
Smith	5	0	46	12	26	.462	6	11	.545	2	3	.667	2	6	8	1	5	0	0	3	0	32	6.4
West	7	0	111	15	28	.536	0	0	---	11	13	.846	8	22	30	8	10	0	2	7	4	41	5.9
Armstrong	7	0	150	8	34	.235	5	25	.200	3	3	1.000	6	9	15	16	10	0	6	13	0	24	3.4
Traylor	4	0	40	4	9	.444	0	0	---	2	3	.667	1	9	10	1	8	0	3	2	1	10	2.5
Williams	3	0	18	2	5	.400	0	1	.000	3	4	.750	0	0	4	5	0	1	4	0	0	7	2.3
Carter	1	0	2	0	1	.000	0	0	---	0	0	---	0	0	0	0	0	0	0	0	0	0	0.0
NOH	7	--	1680	205	534	.384	41	130	.315	113	145	.779	86	210	296	135	146	1	43	120	32	564	80.6
MIA	7	--	1680	213	527	.404	29	110	.255	131	178	.736	84	216	300	114	164	1	57	106	28	585	83.6

2003 First Round vs. Philadelphia 76ers

Player	G	GS	MIN	FG	FGA	PCT	3FG	FGA	PCT	FT	FTA	PCT	OFF	DEF	TOT	AST	PF	DQ	STL	TO	BLK	PTS	AVG
Mashburn	4	4	162	34	79	.430	6	15	.400	25	35	.714	0	14	14	21	4	0	4	10	1	99	24.8
Davis	5	5	194	37	83	.446	12	35	.343	16	22	.727	4	14	18	42	20	0	7	15	2	102	20.4
Wesley	6	6	185	29	72	.403	14	34	.412	7	7	1.000	1	6	7	13	23	1	5	15	1	79	13.2
Magloire	6	6	188	22	49	.449	0	0	---	25	33	.758	17	33	50	2	15	0	4	9	6	69	11.5
Brown	6	6	193	21	44	.477	0	0	---	19	25	.760	20	26	46	6	22	0	7	5	3	61	10.2
Lynch	6	3	163	18	42	.429	5	18	.278	1	4	.250	10	27	37	10	14	0	6	8	5	42	7.0
Moiso	4	0	60	10	16	.625	0	0	---	3	4	.750	8	8	16	5	9	0	0	4	7	23	5.8
Augmon	4	0	69	5	15	.333	0	0	---	7	8	.875	1	9	10	3	8	0	3	3	0	17	4.3
Pack	4	0	42	6	13	.462	0	0	---	3	3	1.000	0	1	1	4	9	0	0	1	0	15	3.8
Alexander	5	0	39	7	16	.438	1	1	1.000	3	4	.750	2	2	4	1	6	0	2	1	0	18	3.6
Traylor	6	0	94	10	22	.455	0	0	---	1	4	.250	11	19	30	4	17	0	3	6	5	21	3.5
Anderson	5	0	51	4	12	.333	0	0	---	3	3	1.000	0	2	2	9	6	0	3	4	0	11	2.2
NOH	6	--	1440	203	463	.438	38	103	.369	113	152	.743	74	161	235	120	153	1	44	88	30	557	92.8
PHI	6	--	1440	201	454	.443	26	74	.351	139	170	.818	74	161	235	118	137	1	47	86	14	567	94.5

PLAYOFF RECORDS

Franchise - Team Highs and Lows

Highs	vs. Dallas	22-Apr-08	Lows	Twice (vs. DEN, 27-Apr-09)
Total Points	127	22-Apr-08	63	27-Apr-09
Field Goals Made	48	vs. Dallas	17	vs. Denver
Field Goals Attempted	93	vs. Boston	54	27-Apr-09
Field Goal Percentage	.614	3-May-93	.315	27-Apr-09
Three-Pt. Field Goals Made	24	3 times (at LAL, 4-Apr-11)	2	4 times (vs. LAL, 22-Apr-11)
Three-Pt. Field Goals Attempted	10	at Miami	9	at San Antonio
Free Throws Made	30	at Philadelphia	9	at San Antonio
Free Throws Attempted	40	at Philadelphia	12	at San Antonio
Free Throw Percentage	1.000	at Dallas	.609	vs. Philadelphia
Offensive Rebs	21	vs. Philadelphia	3	at Los Angeles Lakers
Defensive Rebs	38	vs. San Antonio	22	at Los Angeles Lakers
Total Rebs	51	vs. Philadelphia	25	at Los Angeles Lakers
Assists	30	vs. Dallas	10	vs. Denver
Steals	11	3 times (at MIA, 21-Apr-04)	1	at Denver
Turnovers	27	vs. Denver	3	at Los Angeles Lakers
Blocked Shots	9	vs. Philadelphia	1	Twice (at LAL, 17-Apr-11)
1st Quarter Points	39	vs. Dallas	15	vs. Denver
2nd Quarter Points	33	at San Antonio	14	at Miami
3rd Quarter Points	36	Twice (vs. SAS, 5-May-08)	10	at Miami
4th Quarter Points	36	at Los Angeles Lakers	13	vs. Denver
1st Half Points	67	vs. Dallas	31	at Miami
2nd Half Points	64	vs. Dallas	24	vs. Denver
2nd Half w/OT Points				
Overtime Points				

\*If done multiple times, most recently in parenthesis

Opponents - Team Highs and Lows

Highs	vs. Denver	27-Apr-09	Lows	vs. Miami	24-Apr-04
Total Points	121	27-Apr-09	71	vs. Miami	24-Apr-04
Field Goals Made	43	Twice (vs. DEN, 27-Apr-09)	25	vs. Miami	24-Apr-04
Field Goals Attempted	89	at Dallas	70	3 times (vs. DAL, 22-Apr-08)	
Field Goal Percentage	.566	vs. Denver	.329	vs. Miami	24-Apr-04
Three-Pt. Field Goals Made	12	Twice (vs. SAS, 19-May-08)	2	4 times (at MIA, 4-May-04)	
Three-Pt. Field Goals Attempted	31	vs. San Antonio	6	at Philadelphia	23-Apr-03
Free Throws Made	33	vs. Dallas	12	4 times (at SAS, 15-May-08)	
Free Throws Attempted	39	vs. Dallas	16	at Dallas	27-Apr-08
Free Throw Percentage	.962	vs. Los Angeles Lakers	.571	vs. San Antonio	3-May-08
Offensive Rebs	17	Twice (vs. DAL, 19-Apr-08)	6	Twice (at DEN, 29-Apr-09)	
Defensive Rebs	39	at Miami	23	Twice (vs. LAL, 24-Apr-11)	
Total Rebs	52	at Dallas	32	Twice (vs. LAL, 24-Apr-11)	
Assists	29	vs. Denver	12	Twice (at DAL, 27-Apr-08)	
Steals	15	vs. Denver	1	Twice (at LAL, 17-Apr-11)	
Turnovers	21	vs. Miami	6	at Denver	22-Apr-09
Blocked Shots	8	Twice (at LAL, 20-Apr-11)	1	3 times (vs. PHI, 26-Apr-03)	
1st Quarter Points	36	at San Antonio	14	3 times (vs. MIA, 2-May-04)	
2nd Quarter Points	33	at San Antonio	14	at Dallas	7-Apr-08
3rd Quarter Points	32	at Denver	11	vs. San Antonio	13-May-08
4th Quarter Points	36	at Los Angeles Lakers	14	Twice (vs. MIA, 27-Apr-04)	
1st Half Points	61	vs. Denver	29	vs. Miami	24-Apr-04
2nd Half Points	60	vs. Denver	32	vs. San Antonio	13-May-08
2nd Half w/OT Points					
Overtime Points					

## PLAYOFF RECORDS

### Franchise - Individual Highs

Total Points	38	David West	vs. San Antonio	13-May-08
Minutes	48	Chris Paul	vs. San Antonio	19-May-08
Field Goals Made	16	David West	vs. San Antonio	13-May-08
Field Goals Attempted	27	Jamal Mashburn	vs. Philadelphia	2-May-03
Three-Point Field Goals Made	5	6 times; most recently: Trevor Ariza	at Los Angeles Lakers	26-Apr-11
Three-Point Field Goals Attempted	12	Baron Davis	Twice	
Free Throws Made	12	Chris Paul	vs. Dallas	22-Apr-08
Free Throws Attempted	14	Chris Paul	vs. Dallas	22-Apr-08
Offensive Rebs	7	Three times; most recently: Tyson Chandler	vs. Dallas	29-Apr-08
Defensive Rebs	11	Four times; most recently: Chris Paul	vs. Los Angeles Lakers	24-Apr-11
Total Rebs	15	Three times; most recently: Tyson Chandler	vs. San Antonio	19-May-08
Assists	17	Chris Paul	vs. Dallas	22-Apr-08
Steals	5	Chris Paul	vs. San Antonio	19-May-08
Turnovers	6	Four times; most recently: Chris Paul	vs. Denver	27-Apr-09
Blocked Shots	5	David West	vs. San Antonio	13-May-08

### Opponents - Individual Highs

Total Points	55	Allen Iverson	at Philadelphia	20-Apr-03
Minutes	48	Dirk Nowitzki	vs. Dallas	29-Apr-08
Field Goals Made	21	Allen Iverson	at Philadelphia	20-Apr-03
Field Goals Attempted	32	Allen Iverson	at Philadelphia	20-Apr-03
Three-Point Field Goals Made	8	Chauncey Billups	at Denver	19-Apr-09
Three-Point Field Goals Attempted	11	Manu Ginobili	vs. San Antonio	19-May-08
Free Throws Made	13	Allen Iverson	vs. Philadelphia	2-May-03
Free Throws Attempted	18	Allen Iverson	vs. Philadelphia	2-May-03
Offensive Rebs	8	Andrew Bynum	vs. Los Angeles Lakers	28-Apr-11
Defensive Rebs	18	Twice; most recently: Tim Duncan	vs. San Antonio	13-May-08
Total Rebs	23	Tim Duncan	vs. San Antonio	13-May-08
Assists	12	Eric Snow	vs. Philadelphia	20-Apr-03
Steals	5	Twice; most recently: Caron Butler	at Miami	18-Apr-04
Turnovers	7	Lamar Odom	Twice	
Blocked Shots	6	3 times; most recently: Chris Andersen	at Denver	19-Apr-09

## PLAYOFF RECORDS

### Top Team Performances

#### Franchise

##### Most Points

127	vs. Dallas	22-Apr-08
109	at Los Angeles Lakers	17-Apr-11
104	vs. Dallas	19-Apr-08
103	vs. Philadelphia	2-May-03
102	vs. Miami	5-May-04

##### Field Goal Percentage

.608	vs. Dallas	(48-79)	22-Apr-08
.519	at Los Angeles Lakers	(41-79)	17-Apr-11
.500	vs. Miami	(35-70)	27-Apr-04
	at Dallas	(38-76)	27-Apr-08
	vs. San Antonio	(43-86)	3-May-08

##### Free Throw Percentage

1.000	at Dallas	(13-13)	25-Apr-08
.944	vs. Los Angeles Lakers	(17-18)	28-Apr-11
.938	at New York	(15-16)	24-Apr-97
.923	at San Antonio	(12-13)	15-May-08
.900	at Chicago	(9-10)	13-May-09

##### Rebounds

51	vs. Philadelphia	26-Apr-03
50	vs. San Antonio	3-May-08
	vs. San Antonio	13-May-08
48	at Miami	30-Apr-04
47	vs. Dallas	19-Apr-08
46	at Miami	21-Apr-04

##### Assists

30	vs. Dallas	22-Apr-08
27	vs. Miami	27-Apr-04
26	vs. Philadelphia	2-May-03
25	vs. Los Angeles Lakers	24-Apr-11

##### Steals

11	3 times; most recently: at San Antonio	11-May-08
10	2 times; most recently: vs. Denver	27-Apr-09
9	4 times; most recently: at Los Angeles Lakers	26-Apr-11
8	7 times; most recently: at Los Angeles Lakers	17-Apr-11

#### Opponents

##### Most Points

121	vs. Denver	27-Apr-09
113	at Denver	19-Apr-09
110	at San Antonio	5-May-08
108	at Denver	22-Apr-09
107	vs. Philadelphia at Denver	2-May-03 29-Apr-09

##### Field Goal Percentage

.566	vs. Denver	(43-76)	27-Apr-09
.514	at Denver	(37-72)	29-Apr-09
.513	at San Antonio	(39-76)	11-May-08
.507	at Denver	(38-75)	19-Apr-09
.500	at Denver	(43-86)	22-Apr-09

##### Free Throw Percentage

.962	vs. Los Angeles Lakers	(25-26)	28-Apr-11
.905	vs. San Antonio	(19-21)	19-May-08
.900	at Miami	(27-30)	21-Apr-04
.893	at Philadelphia	(25-28)	30-Apr-03
.889	vs. Miami	(16-18)	27-Apr-04

##### Rebounds

52	at Dallas	25-Apr-08
51	at Miami	21-Apr-04
	vs. San Antonio	19-May-08
49	at Denver	19-Apr-09
48	vs. Miami	24-Apr-04
	vs. Dallas	19-Apr-08

##### Assists

29	vs. Denver	27-Apr-09
28	at San Antonio	8-May-08
	at San Antonio	15-May-08
27	at San Antonio	11-May-08
26	at Denver	22-Apr-09
	at Denver	29-Apr-09

##### Steals

15	vs. Denver	27-Apr-09
13	vs. Philadelphia	28-Apr-03
	at Miami	4-May-04
11	at Philadelphia	20-Apr-03
10	at Philadelphia	23-Apr-03



## PLAYOFF RECORDS

### Top Individual Performances

#### Franchise

##### Points

38	David West	vs. San Antonio	13-May-08
36	Jamal Mashburn	vs. Philadelphia	2-May-03
35	Chris Paul	at San Antonio	8-May-08
	Chris Paul	at Denver	19-Apr-09
34	Baron Davis	vs. Philadelphia	28-Apr-03

##### Rebounds

15	Tyson Chandler	vs. Dallas	19-Apr-08
	Tyson Chandler	vs. San Antonio	3-May-08
	Tyson Chandler	vs. San Antonio	19-May-08
14	Tyson Chandler	vs. Dallas	29-Apr-08
	David West	vs. San Antonio	13-May-08
15	PJ Brown	at Miami	30-Apr-04
	Chris Paul	vs. Los Angeles Lakers	24-Apr-11

##### Assists

17	Chris Paul	vs. Dallas	22-Apr-08
15	Chris Paul	vs. Dallas	29-Apr-08
	Chris Paul	vs. Los Angeles Lakers	24-Apr-11
14	3 times; most recently: Chris Paul	at Los Angeles Lakers	17-Apr-11
13	Twice; most recently: Chris Paul	at Denver	22-Apr-09
12	4 times; most recently: Chris Paul	at Los Angeles Lakers	26-Apr-11

#### Opponents

##### Points

55	Allen Iverson	at Philadelphia	20-Apr-03
45	Allen Iverson	vs. Philadelphia	2-May-03
36	Chauncey Billups	at Denver	19-Apr-09
34	Carmelo Anthony	at Denver	29-Apr-09
	Kobe Bryant	at Los Angeles Lakers	17-Apr-11
32	Dirk Nowitzki	at Dallas	25-Apr-08

##### Rebounds

23	Tim Duncan	vs. San Antonio	13-May-08
19	Dirk Nowitzki	at Dallas	25-Apr-08
18	Keith Van Horn	vs. Philadelphia	2-May-03
16	Kenny Thomas	at Philadelphia	23-Apr-03

##### Assists

12	Eric Snow	vs. Philadelphia	28-Apr-03
11	Chauncey Billups	vs. Denver	29-Apr-09
	Tony Parker	at San Antonio	8-May-08
10	Eric Snow	at Philadelphia	20-Apr-03
	Dwyane Wade	vs. Miami	27-Apr-04
9	Several times		

## PLAYOFF RECORDS

### Playoff Leaders

#### Games Played

1. David West	24
2. Chris Paul	23
3. Peja Stojakovic	17
4. Tyson Chandler	16
5. Julian Wright	15

#### Minutes Played

1. Chris Paul	937
2. David West	775
3. Peja Stojakovic	617
4. Tyson Chandler	505
5. Baron Davis	454

#### Total Points

1. Chris Paul	504
2. David West	385
3. Baron Davis	229
4. Peja Stojakovic	225
5. David Wesley	153

#### Average Points

(minimum four games played)	
1. Jamal Mashburn	23.2
2. Chris Paul	21.9
3. Baron Davis	19.1
4. David West	16.0
5. Carl Landry	15.8

#### Field Goals Made

1. Chris Paul	183
2. David West	149
3. Baron Davis	80
4. Peja Stojakovic	76
5. David Wesley	53

#### Field Goals Attempted

1. Chris Paul	371
2. David West	327
3. Baron Davis	197
4. Peja Stojakovic	182
5. David Wesley	146

#### Field Goal Percentage

(minimum 20 FGM)	
1. Emeka Okafor	.645
2. Tyson Chandler	.613
3. Chris Paul	.493
4. Morris Peterson	.466
5. Carl Landry	.456

#### 3-Point Field Goals Made

1. Peja Stojakovic	36
2. Baron Davis	28
3. David Wesley	25
4. Chris Paul	19
5. Morris Peterson	17

#### 3-Point FG Attempted

1. Baron Davis	84
2. Peja Stojakovic	77
3. David Wesley	64
4. Chris Paul	56
5. Jannero Pargo	43

#### 3-Point Percentage

(minimum 10 3FGA)	
1. Steve Smith	.545
2. Rasual Butler	.526
3. Peja Stojakovic	.468
4. Morris Peterson	.459
5. Jamal Mashburn	.400

#### Free Throws Made

1. Chris Paul	119
2. David West	86
3. Jamaal Magloire	46
4. Baron Davis	41
5. Peja Stojakovic	37

#### Free Throws Attempted

1. Chris Paul	149
2. David West	97
3. Jamaal Magloire	61
4. Baron Davis	55
5. Peja Stojakovic	40

#### Free Throw Percentage

(minimum 10 FTA)	
1. Peja Stojakovic	.925
2. Carl Landry	.917
3. David West	.887
4. Stacey Augmon	.885
5. James Posey	.846

#### Offensive Rebs

1. Tyson Chandler	53
2. PJ Brown	49
3. David West	34
4. Jamaal Magloire	33
5. George Lynch	23
Chris Paul	23

#### Defensive Rebs

1. David West	135
2. Chris Paul	98
3. Tyson Chandler	91
4. Jamaal Magloire	81
5. Peja Stojakovic	69

#### Total Rebs

1. David West	169
2. Tyson Chandler	144
3. Chris Paul	121
4. PJ Brown	114
Jamaal Magloire	114

#### Average Rebs

(minimum four games played)	
1. Tyson Chandler	9.0
2. PJ Brown	8.8
Jamaal Magloire	8.8
4. David West	7.0
5. Trevor Ariza	6.5

#### Assists

1. Chris Paul	256
2. Baron Davis	91
3. David West	48
4. David Wesley	30
5. Jannero Pargo	27

#### Average Assists

(minimum four games played)	
1. Chris Paul	11.1
2. Baron Davis	7.6
3. Jamal Mashburn	5.3
4. Trevor Ariza	3.3
5. David Wesley	2.3
Darrell Armstrong	2.3
Jannero Pargo	2.3

#### Steals

1. Chris Paul	47
2. David West	20
3. Baron Davis	18
4. Jannero Pargo	12
5. PJ Brown	10
Peja Stojakovic	10
David Wesley	10
Julian Wright	10

#### Turnovers

1. Chris Paul	68
2. David West	42
3. Baron Davis	34
4. David Wesley	31
5. Jamaal Magloire	20

#### Blocked Shots

1. David West	29
2. Tyson Chandler	21
3. PJ Brown	14
4. Jamaal Magloire	13
5. George Lynch	8

# OPPONENTS



**2014-15 Pelicans vs. Hawks**  
 Nov. 28 .....at Atlanta  
 Feb. 2 .....vs. Atlanta

**2013-14 vs. Hawks (2-0)**  
 Feb. 5 vs. Atlanta W 105-100  
 Mar. 21 at Atlanta W 111-105



**2014-15 Pelicans vs. Celtics**  
 Jan. 12 .....at Boston  
 Mar. 6 .....vs. Boston

**2013-14 vs. Celtics (2-0)**  
 Jan. 3 at Boston W 95-92  
 Mar. 16 vs. Boston W 121-120 (OT)

**Directory**

Ownership.....Bruce Levenson, Michael Gearon, Ed Peskowitz, Rutherford Seydel  
 President, Atlanta Hawks and Philips Arena.....Bob Williams  
 President, Basketball Operations/General Manager.....Danny Ferry  
 Assistant General Manager.....Wes Wilcox, Scott Wilkinson  
 Head Coach.....Mike Budenholzer (All-Time: 38-44, .463; All-Time vs New Orleans: 0-2, .000)  
 Assistant Coaches.....Kenny Atkinson, Darvin Ham, Taylor Jenkins, Quin Snyder, Jim Thomas  
 Assistant Coach/Player Performance.....Pete Radulovic  
 Athletic Trainer.....Wally Blase  
 Vice President of Public Relations.....Garin Narain  
 Director of Media Relations.....Jon Steinberg  
 Sr. Manager of Media Relations.....Jason Roose

**General Information**

Division.....Southeast  
 Phone.....(404) 878-3800  
 Address.....Centennial Tower, 101 Marietta Street, Suite 1900, Atlanta, GA 30303  
 Home Court.....Philips Arena (18,729, opened 1999)  
 Radio.....99X (97.9 FM) – Steve Holman  
 TV.....Fox Sports South/SportSouth – Bob Rathburn, Dominique Wilkins, James Verrett

**New Orleans vs. Atlanta Franchise Series Notes**

Overall Record: 16-11 (.593) Home Record: 10-4 (.714) Road Record: 6-7 (.462)  
 Current Streak: Won 3 Home: Won 1 Road: Won 3  
 New Orleans Biggest Win.....41 (100-59 at Atlanta on Jan. 21, 2011)  
 New Orleans Biggest Loss.....23 (98-121 at Atlanta on Nov. 11, 2009)  
 New Orleans Last Win At Home.....105-100 on Feb. 5, 2014  
 New Orleans Last Loss At Home.....86-95 on Jan. 21, 2013  
 New Orleans Last Win On The Road.....111-105 on Mar. 21, 2014  
 New Orleans Last Loss On The Road.....98-121 on Nov. 14, 2009

**Directory**

Managing Partner, Governor & Chief Executive Officer.....Wyc Grousbeck  
 President.....Rich Gotham  
 President of Basketball Operations.....Danny Ainge  
 Head Coach.....Brad Stevens (All-Time: 25-57, .305; All-Time vs New Orleans: 0-2, .000)  
 Assistant Coaches.....Darren Erman, Jamies Young, Jay Larranaga, Walter McCarty,  
 Micah Shrewsberry  
 Athletic Trainer.....Ed Lacerie  
 Strength & Conditioning Coach.....Bryan D. Doo  
 VP, Media Services/Alumni Relations.....Jeff Twiss  
 Sr. Director of Public Relations.....Heather Walker  
 Media Services Manager.....Brian Olive  
 Communications Coordinator.....Taylor Kielpinski-Rogers

**General Information**

Division.....Atlantic  
 Phone.....(617) 854-8000  
 Address.....226 Causeway St., 4th Floor, Boston, MA 02114  
 Home Court.....TD Garden (18,624, opened 1995)  
 Radio.....WEEI (850 AM) – Sean Grande, Cedric Maxwell  
 Cable TV.....Comcast SportsNet – Mike Gorman, Tom Heinsohn, Brian Scalabrine, Abby Chin

**New Orleans vs. Boston Franchise Series Notes**

Overall Record: 15-12 (.556) Home Record: 9-5 (.643) Road Record: 6-7 (.462)  
 Current Streak: Won 5 Home: Won 3 Road: Won 3  
 New Orleans Biggest Win.....19 (97-78 at New Orleans on Dec. 28, 2011)  
 New Orleans Biggest Loss.....28 (65-93 at Boston on Mar. 12, 2003)  
 New Orleans Last Win At Home.....87-86 on Mar. 20, 2013  
 New Orleans Last Loss At Home.....85-89 on Mar. 19, 2011  
 New Orleans Last Win On The Road.....90-78 on Jan. 16, 2013  
 New Orleans Last Loss On The Road.....87-97 on Nov. 1, 2009

OPPONENTS



2014-15 Pelicans vs. Nets

Feb. 25 ..... vs. Brooklyn  
Mar. 10 ..... at Brooklyn

2013-14 vs. Nets (1-1)

Feb. 9 at Brooklyn L 81-93  
Mar. 24 vs. Brooklyn W 109-104 (OT)

Directory

Principal Owner.....Mikhail Prokhorov  
Chairman of the Board of Directors.....Dmitry Razumov  
President, ONEXIM Sports and Ent. Holding USA.....Irina Pavlova  
CEO, Brooklyn Nets; CEO, Barclays Center.....Brett D. Yorlmark  
General Manager.....Billy King  
Assistant General Managers.....Bobby Marks, Frank Zanin  
Head Coach.....Lionel Hollins (All-Time: 214-201, .516; All-Time vs. New Orleans: 8-7, .533)  
Assistant Coaches.....Paul Westphal, Tony Brown, Joe Wolf, John Welch, Jay Humphries  
Strength & Conditioning Coach.....Dr. Jeremy Bettie  
Athletic Trainer.....Tim Walsh  
Vice President of Public Relations.....Gary Sussman  
EVP & Chief Communications Officer, Brooklyn Nets and Barclays Center Barry Baum...Barry Baum  
Senior Director of Public Relations.....Aaron Harris

General Information

Division.....Atlantic  
Phone.....(201) 635-3109  
Address.....390 Murray Hill Parkway, East Rutherford, NJ 07073  
Home Court.....Barclays Center (17,732, opened 2012)  
Radio.....WFAN (660 AM/101.9 FM) - Chris Carrino, Tim Capstraw  
Spanish Radio.....WADO (1280 AM), Broadcasters - Ino Gomez, Max Perez Jimenez  
Cable TV.....YES Network - Ian Eagle, Mike Fratello, Ryan Ruocco, Jim Spanakel, Donny Marshall, Sarah Kustok

New Orleans vs. Brooklyn Franchise Series Notes

Overall Record: 12-14 (.462) Home Record: 6-6 (.500) Road Record: 6-8 (.429)  
Current Streak: Won 1 Home: Won 1 Road: Lost 2  
New Orleans Biggest Win.....14 (105-91 at New Orleans on Dec. 22, 2010)  
New Orleans Biggest Loss.....28 (87-115 at New Jersey on Apr. 3, 2010)  
New Orleans Last Win At Home.....109-104 (OT) on Mar. 24, 2014  
New Orleans Last Loss At Home.....97-101 on Feb. 26, 2013  
New Orleans Last Win On The Road.....102-94 on Mar. 17, 2012  
New Orleans Last Loss On The Road.....81-93 on Feb. 9, 2014

Directory

Chairman.....Michael Jordan  
Vice Chairman.....Curtis Polk  
President and Chief Operating Officer.....Fred Whitfield  
General Manager.....Rich Cho  
Assistant General Manager.....Chad Buchanan  
Head Coach.....Steve Clifford (All-Time: 43-39, .524; All-Time vs. New Orleans: 1-1, .500)  
Assistant Head Coach.....Patrick Ewing  
Assistant Coaches.....Stephen Silas, Mark Price, Bob Weiss, Pat Delany, Steve Hetzel  
Head Athletic Trainer.....Steve Stricker  
Equipment Manager.....Jason Rivera  
VP, Basketball Communications.....Mike Cristaldi  
Director, Basketball Communications.....Josh Rosen  
Coordinator, Communications.....Jerome Hubbard

General Information

Division.....Southeast  
Phone.....(704) 688-8600  
Address.....333 E. Trade St., Charlotte, NC 28202  
Home Court.....Time Warner Cable Arena (19,077, opened 2005)  
Radio.....WFNZ-Scott Lauer  
TV.....Fox Sport South - Steve Martin, Dell Curry, Stephanie Ready

New Orleans vs. Charlotte Franchise Series Notes

Overall Record: 14-6 (.700) Home Record: 8-2 (.800) Road Record: 6-4 (.600)  
Current Streak: Lost 1 Home: Won 2 Road: Lost 1  
New Orleans Biggest Win.....19 (105-84 at New Orleans on Nov. 2, 2013)  
New Orleans Biggest Loss.....4 (100-104 at Charlotte on Feb. 20, 2007)  
New Orleans Last Win At Home.....105-84 on Nov. 4, 2013  
New Orleans Last Loss At Home.....71-73 on Mar. 12, 2012  
New Orleans Last Win On The Road.....98-95 on Dec. 29, 2012  
New Orleans Last Loss On The Road.....87-90 on Feb. 21, 2014



2014-15 Pelicans vs. Hornets

Nov. 4 ..... vs. Charlotte  
Feb. 21 ..... at Charlotte

2013-14 vs. Charlotte (1-1)

Nov. 2 vs. Charlotte W 105-84  
Jan. 7 at Charlotte L 87-90

OPPONENTS



2014-15 Pelicans vs. Bulls

Dec. 27 ..... at Chicago  
Feb. 7 ..... vs. Chicago

2013-14 vs. Bulls (2-0)

Dec. 2 at Chicago W 131-128 (3OT)  
Feb. 1 vs. Chicago W 88-79

Directory

Chairman.....Jerry Reinsdorf  
President and Chief Operating Officer.....Michael Reinsdorf  
Executive Vice President-Basketball Operations.....John Paxson  
Executive Vice President-Business Operations.....Steve Scharnwald  
Senior Vice President & Special Consultant to Basketball Operations.....Irwin Mandel  
General Manager.....Gar Forman  
Assistant General Manager.....Randy Brown  
Assistant General Manager.....Brian Hagen  
Head Coach.....Tom Thibodeau (All-Time: 205-107, .657; All-Time vs. New Orleans: 5-3, .625)  
Assistant Coaches.....Andy Greer, Adrian Griffin, Ed Pinckney, Mike Wilhelm  
Director of Sports Performance.....Jennifer Swanson  
Head Athletic Trainer.....Jeff Tanaka  
Assistant Athletic Trainer.....Armando Rivas  
Head Strength Coach.....Nick Papendieck  
Assistant Strength Coach.....Matt Johnson  
Senior Director of Public and Media Relations.....Tim Hallam

General Information

Division.....Central  
Phone.....(312) 455-4000  
Address.....1901 West Madison Street, Chicago, IL 60612  
Home Court.....United Center (20,917, opened 1994)  
Radio.....WMVP (1000 AM) - Chuck Swirsky, Bill Wennington, Steve Kashul  
TV.....WGN (Channel 9) - Neil Funk, Stacey King  
Spanish Radio.....WRTO (1200 AM) - Omar Ramos, Matt Moreno  
Cable TV.....Comcast SportsNet Chicago - Neil Funk, Stacey King

New Orleans vs. Chicago Franchise Series Notes

Overall Record: 12-16 (.429) Home Record: 6-8 (.429) Road Record: 6-8 (.429)  
Current Streak: Lost 1 Home: Won 1 Road: Won 2  
New Orleans Biggest Win.....25 (115-90 at Chicago on Dec. 3, 2002)  
New Orleans Biggest Loss.....23 (67-90 at New Orleans on Feb. 8, 2012)  
New Orleans Last Win At Home.....88-79 on Feb. 1, 2014  
New Orleans Last Loss At Home.....87-96 on Feb. 19, 2013  
New Orleans Last Win On The Road.....131-128 (3OT) on Dec. 2, 2013  
New Orleans Last Loss On The Road.....95-99 on Feb. 28, 2012

Directory

Majority Owner/Chairman.....Dan Gilbert  
Vice Chairman.....Jeff Cohen, Nate Forbes  
General Manager.....David Griffin  
Assistant General Manager.....Trent Redden  
Head Coach.....David Blatt (All-Time: 0-0, .000 All-Time vs. New Orleans: 0-0, .000)  
Assistant Coaches.....Jim Boylan, Larry Drew, James Posey, Bret Brielmair  
High Performance Director.....Alex Moore  
Head Athletic Trainer.....Stephen Spiro  
Head Strength and Conditioning Coach.....Derek Millender  
Director of Team Operations.....Mark Cashman  
CEO.....Len Komoroski  
President of Business Operations.....Kerry Bubolz  
Senior Vice President, Communications/Broadcasting.....Tad Carper  
Director of Basketball Communications.....B.J. Evans  
Basketball Communications Manager.....Jeff Schaefer  
Sports Communications Coordinator.....Cherome Owens  
Senior Director of Corporate Communications.....Phyllis Salem

General Information

Division.....Central  
Phone.....(216) 420-2000  
Address.....One Center Court, Cleveland, OH 44115-4001  
Home Court.....Quicken Loans Arena (20,562, opened 1994)  
Radio.....WTAM (1100 AM) - John Michael, Jim Chones, Mike Snyder  
Cable TV.....FSN Ohio - Fred McLeod, Austin Carr, Allie Clifton

New Orleans vs. Cleveland Franchise Series Notes

Overall Record: 14-13 (.519) Home Record: 9-4 (.692) Road Record: 5-9 (.357)  
Current Streak: Won 3 Home: Won 3 Road: Won 1  
New Orleans Biggest Win.....26 (102-76 at New Orleans on Mar. 7, 2003)  
New Orleans Biggest Loss.....22 (87-109 at Cleveland on Nov. 2, 2005)  
New Orleans Last Win At Home.....104-100 on Nov. 22, 2013  
New Orleans Last Loss At Home.....92-105 on Mar. 24, 2010  
New Orleans Last Win On The Road.....100-89 on Jan. 28, 2014  
New Orleans Last Loss On The Road.....100-105 on Feb. 20, 2013



2014-15 Pelicans vs. Cavaliers

Nov. 10 ..... at Cleveland  
Dec. 12 ..... vs. Cleveland

2013-14 vs. Cavaliers (2-0)

Nov. 22 vs. Cleveland W 104-100  
Jan. 28 at Cleveland W 100-89

OPPONENTS



2014-15 Pelicans vs. Mavericks

Nov. 1	.....vs. Dallas		
Dec. 10	.....at Dallas		
Jan. 25	.....vs. Dallas		
Mar. 2	.....at Dallas		

2013-14 vs. Mavericks (0-4)

Dec. 4	vs. Dallas	L	97-100
Jan. 10	vs. Dallas	L	90-107
Jan. 11	at Dallas	L	107-110
Feb. 26	at Dallas	L	89-108

Directory

Owner.....Mark Cuban  
 President/CEO.....Terdemus Ussey  
 President of Basketball Operations.....Donn Nelson  
 General Manager.....Gersson Rosas  
 Head Coach.....Rick Carlisle (All-Time: 569-399, 588; All-Time vs New Orleans: 25-16, 610)  
 Assistant Coaches.....Kaleb Canales, Jamahl Mosley, Monte Mathis, Darrell Armstrong  
 Assistant General Manager.....Keith Grant  
 Head Athletic Trainer.....Casey Smith  
 Associate Head Athletic Trainer.....Dionne Calhoun  
 Athletic Performance Director.....Jeremy Holsopple  
 Director of Basketball Communications.....Sarah Melton  
 Basketball Communications Manager.....Scott Tomlin  
 Basketball Communications Coordinator.....Alan Rakowski

General Information

Division.....Southwest  
 Phone.....(214) 665-4660  
 Address.....2500 Victory Avenue, Dallas, TX 75219  
 Home Court.....American Airlines Center (19,200, opened 2001)  
 Radio.....ESPN Radio (103.3 FM) - Chuck Cooperstein, Brad Davis  
 Spanish Radio.....ESPN DEPORTES (1540 AM) - Victor Villalba  
 TV.....Fox Sports Southwest - Mark Followill, Derek Harper, Jeff Wade

New Orleans vs. Dallas Franchise Series Notes

Overall Record: 11-32 (.256) Home Record: 9-13 (.409) Road Record: 2-19 (.095)  
 Current Streak: Lost 7 Home: Lost 4 Road: Lost 3  
 New Orleans Biggest Win.....16 (115-99 at New Orleans on Mar. 22, 2010)  
 New Orleans Biggest Loss.....32 (89-121 at Dallas on Apr. 13, 2011)  
 New Orleans Last Win At Home.....97-92 on Mar. 2, 2012  
 New Orleans Last Loss At Home.....90-107 on Jan. 10, 2014  
 New Orleans Last Win On The Road.....99-96 (OT) on Jan. 5, 2013  
 New Orleans Last Loss On The Road.....89-108 on Feb. 26, 2014

Directory

Owner.....E. Stanley Kroenke  
 President & Governor.....Josh Kroenke  
 GM & Executive Vice President of Basketball Operations.....Tim Connelly  
 Assistant General Manager.....Arturas Karnisovas  
 Director of Basketball Operations.....Ben Tenzer  
 Head Coach.....Brian Shaw (All-Time: 36-46, 439; All-Time vs. New Orleans: 2-2, 500)  
 Assistant Coaches.....Lester Conner, Melvin Hunt, Patrick Mutombo,  
 Noel Gillespie  
 Assistant Coach/Strength & Conditioning.....Steve Hess  
 Head Athletic Trainer.....Dan Shimensky  
 Director of Media Relations.....Tim Gelt  
 Media Relations Manager.....Nick O'Hayre

General Information

Division.....Northwest  
 Phone.....(303) 405-1100  
 Address.....Pepsi Center, 1000 Chopper Circle, Denver, CO 80204  
 Home Court.....Pepsi Center (19,155, opened 1999)  
 Radio.....KRWZ 950 AM - Jason Kosmicki  
 Cable TV.....Altitude Sports & Entertainment - Chris Marlowe, Scott Hastings

New Orleans vs. Denver Franchise Series Notes

Overall Record: 18-22 (.450) Home Record: 11-9 (.594) Road Record: 7-13 (.364)  
 Current Streak: Lost 1 Home: Won 4 Road: Lost 5  
 New Orleans Biggest Win.....24 (117-93 at New Orleans on Jan. 28, 2008)  
 New Orleans Biggest Loss.....30 (107-137 at Denver on Apr. 2, 2014)  
 New Orleans Last Win At Home.....111-107 (OT) on Mar. 9, 2014  
 New Orleans Last Loss At Home.....88-96 on Jan. 6, 2012  
 New Orleans Last Win On The Road.....94-81 on Jan. 9, 2012  
 New Orleans Last Loss On The Road.....107-137 on Apr. 2, 2014

2014-15 Pelicans vs. Nuggets

Nov. 21	.....at Denver		
Jan. 28	.....vs. Denver		
Mar. 1	.....at Denver		
Mar. 15	.....vs. Denver		

2013-14 vs. Nuggets (2-2)

Dec. 15	at Denver	L	93-102
Dec. 27	vs. Denver	W	105-89
Mar. 9	vs. Denver	W	111-107 (OT)
Apr. 2	at Denver	L	107-137



2014-15 Pelicans vs. Pistons

Jan. 14	.....at Detroit		
Mar. 4	.....vs. Detroit		

2013-14 vs. Pistons (2-0)

Dec. 11	vs. Detroit	W	111-106 (OT)
Jan. 24	at Detroit	W	103-101

Directory

Principal Owner.....Tom Gores  
 President & CEO, Palace Sports & Entertainment/Pistons.....Dennis Mannion  
 President of Basketball Operations/Head Coach.....Stan Van Gundy  
 (All-Time: 371-208, 641; All-Time vs New Orleans: 9-8, 529)  
 General Manager.....Jeff Bower  
 Assistant General Managers.....Ken Catanella, Jeff Nix, Brian Wright  
 Executive Director of Basketball Operations.....Andrew Loomis  
 Assistant Coaches.....Bob Beyer, Brendan Malone, Malik Allen, Tim Hardaway, Charles Klask  
 Director of Player Development.....Quentin Richardson  
 Director of Strategic Planning.....Pat Garrity  
 Director of Sports Medicine/Head Athletic Trainer.....Jon Ishop  
 Strength & Conditioning Coach.....Anthony Harvey  
 Physical Therapist.....Arnie Kander  
 Director of Team Operations.....Mike Abdenour  
 Vice President, Public Relations.....Kevin Grigg  
 Director, Public Relations.....Cletus Lewis  
 Public Relations Coordinator.....Michelle Fikany  
 Public Relations Coordinator.....Michael Horan

General Information

Division.....Central  
 Phone.....(248) 377-0100  
 Address.....6 Championship Drive, Auburn Hills, MI 48326  
 Home Court.....The Palace of Auburn Hills (21,165, opened 1998)  
 Radio.....Detroit Sports 105.1 FM - Broadcasters: George Blaha, Mark Champion, Rick Maho  
 Cable TV.....FS Detroit - George Blaha, Greg Kelsor

New Orleans vs. Detroit Franchise Series Notes

Overall Record: 14-13 (.519) Home Record: 8-5 (.615) Road Record: 6-8 (.429)  
 Current Streak: Won 4 Home: Won 5 Road: Won 2  
 New Orleans Biggest Win.....19 (two times)  
 New Orleans Biggest Loss.....24 (68-92 at Oklahoma City on Jan. 4, 2007)  
 New Orleans Last Win At Home.....111-106 (OT) on Dec. 11, 2014  
 New Orleans Last Loss At Home.....76-91 on Dec. 5, 2007  
 New Orleans Last Win On The Road.....103-101 on Jan. 24, 2014  
 New Orleans Last Loss On The Road.....87-89 on Feb. 4, 2012



2014-15 Pelicans vs. Warriors

Dec. 4	.....at Golden State		
Mar. 20	.....at Golden State		
Apr. 7	.....vs. Golden State		

2013-14 vs. Warriors (0-3)

Nov. 26	vs. Golden State	L	101-102
Dec. 17	at Golden State	L	93-104
Jan. 18	vs. Golden State	L	87-97

Directory

Co-Executive Chairman & CEO.....Joe Lacob  
 Co-Executive Chairman.....Peter Guber  
 President & COO.....Rick Welts  
 General Manager.....Bob Myers  
 Head Coach.....Steve Kerr (All-Time: 0-0, 000; All-Time vs New Orleans: 0-0, 000)  
 Assistant Coaches.....Ron Adams, Luke Walton  
 Assistant Coach/Player Development.....Jarron Collins, Bruce Fraser  
 Head Athletic Trainer.....JoHan Wang  
 Vice President, Communications.....Raymond Ridder  
 Senior Director, Public Relations.....Dan Martinez  
 Manager, Public Relations.....Brett Winkler  
 Public Relations.....Ryan Donough  
 Director, Corporate Communications.....Lisa Goodwin

General Information

Division.....Pacific  
 Phone.....(510) 986-2200  
 Address.....1011 Broadway, Oakland, CA 94607  
 Home Court.....ORACLE Arena (19,596, opened 1997)  
 Radio.....KNBR (680/1050 AM) - Tim Roye, Tom Tolbert  
 Cable TV.....Comcast SportsNet Bay Area - Bob Fitzgerald, Jim Barnett

New Orleans vs. Golden State Franchise Series Notes

Overall Record: 18-21 (.462) Home Record: 10-9 (.526) Road Record: 8-12 (.400)  
 Current Streak: Lost 7 Home: Lost 6 Road: Lost 3  
 New Orleans Biggest Win.....18 (102-84 at New Orleans on Mar. 13, 2004)  
 New Orleans Biggest Loss.....21 (two times)  
 New Orleans Last Win At Home.....135-131 on Mar. 8, 2010  
 New Orleans Last Loss At Home.....87-97 on Jan. 18, 2014  
 New Orleans Last Win On The Road.....102-87 on Mar. 28, 2012  
 New Orleans Last Loss On The Road.....93-104 on Dec. 17, 2013

OPPONENTS



2014-15 Pelicans vs. Rockets

Dec. 18	at Houston	L	98-107
Jan. 2	vs. Houston	L	100-103
Mar. 25	vs. Houston	L	104-111
Apr. 12	at Houston	W	105-100

2013-14 vs. Rockets (1-3)

Dec. 28	at Houston	L	98-107
Jan. 15	vs. Houston	L	100-103
Apr. 12	at Houston	L	104-111
Apr. 16	vs. Houston	W	105-100



2014-15 Pelicans vs. Pacers

Dec. 23	at Indiana	L	90-95
Feb. 11	vs. Indiana	L	82-99

2013-14 vs. Pacers (0-2)

Oct. 30	vs. Indiana	L	90-95
Jan. 4	at Indiana	L	82-99

Directory

Owner.....Leslie Alexander  
 Chief Executive Officer.....Tad Brown  
 General Manager.....Daryl Morey  
 Head Coach.....Kevin McHale (All-Time: 172-152, .531; All-Time vs. New Orleans: 13-5, .722)  
 Assistant Coaches.....John-Blair Bickerstaff, Chris Finch, Greg Buckner  
 Senior VP of Basketball Ops & Athletic Trainer.....Keith Jones  
 Director of Media & Player Relations.....Tracey Hughes  
 Media Relations Manager.....Brian Travis  
 Media Relations Coordinator.....Jenny Zehentner

General Information

Division.....Southwest  
 Phone.....(713) 758-7200  
 Address.....1510 Polk Street, Houston, TX 77002  
 Home Court.....Toyota Center (18,055, opened 2003)  
 Radio.....KBME (SportsTalk 790 AM) – Craig Ackerman, Joel Blank  
 Spanish Radio.....KEYH (850 AM) – Adrian Chavarria  
 TV.....Comcast SportsNet Houston (cable) – Bill Worrell, Clyde Drexler, Matt Bullard

New Orleans vs. Houston Franchise Series Notes

Overall Record: 20-23 (.465) Home Record: 12-9 (.571) Road Record: 8-14 (.364)  
 Current Streak: Won 1 Home: Won 1 Road: Lost 6  
 New Orleans Biggest Win.....21 (90-69 at New Orleans on Mar. 19, 2008)  
 New Orleans Biggest Loss.....20 (Twice; 66-86 at Houston on Apr. 13, 2009)  
 New Orleans Last Win At Home.....105-100 on Apr. 16, 2014  
 New Orleans Last Loss At Home.....100-103 on Jan. 15, 2014  
 New Orleans Last Win On The Road.....123-115 on Apr. 14, 2010  
 New Orleans Last Loss On The Road.....104-111 on Apr. 12, 2014

Directory

Owner, Chairman and Chief Executive Officer.....Herbert Simon  
 President, Pacers Sports & Entertainment.....Jim Morris  
 President of Basketball Operations.....Larry Bird  
 Chief Operating Officer.....Rick Fuson  
 Executive VP of Basketball Operations/General Manager.....Kevin Pritchard  
 Consultant, Basketball Operations.....Donnie Walsh  
 Head Coach.....Frank Vogel (All-Time: 167-100, .625; All-Time vs. New Orleans: 6-1, .800)  
 Associate Head Coach.....Nate McMillan  
 Assistant Coaches.....Popeye Jones, Dan Burke  
 Scout/Assistant Coach.....Jimmy Powell  
 Head Athletic Trainer/Team Administrator.....Josh Corbeil  
 Director of Public Information.....David Benner  
 Senior Public Information Manager.....Krissey Myers  
 Media Relations Assistant.....Wes Kaminski

General Information

Division.....Central  
 Phone.....(317) 917-2500  
 Address.....125 S. Pennsylvania Street, Indianapolis, IN 46204  
 Home Court.....Bankers Life Fieldhouse (18,165, opened 1999)  
 Radio.....WFNI (1070 The Fan AM) – Mark Boyle, Bob Leonard  
 TV.....FSN Indiana – Quinn Buckner, Chris Denari

New Orleans vs. Indiana Franchise Series Notes

Overall Record: 11-17 (.393) Home Record: 5-9 (.357) Road Record: 6-8 (.429)  
 Current Streak: Lost 6 Home: Lost 3 Road: Lost 4  
 New Orleans Biggest Win.....14 (89-75 at Indiana on Feb. 17, 2004)  
 New Orleans Biggest Loss.....22 (75-97 at Indiana on Feb. 21, 2006)  
 New Orleans Last Win At Home.....108-96 on Apr. 3, 2011  
 New Orleans Last Loss At Home.....90-95 on Dec. 30, 2013  
 New Orleans Last Win On The Road.....101-96 on Jan. 16, 2010  
 New Orleans Last Loss On The Road.....82-99 on Jan. 4, 2014



2014-15 Pelicans vs. Clippers

Dec. 6	at L.A. Clippers	L	95-108
Jan. 30	vs. L.A. Clippers	L	110-123
Mar. 22	at L.A. Clippers	W	76-108

2013-14 vs. Clippers (1-3)

Dec. 18	at L.A. Clippers	L	95-108
Feb. 24	vs. L.A. Clippers	L	110-123
Mar. 1	at L.A. Clippers	L	76-108
Mar. 26	vs. L.A. Clippers	W	98-96



2014-15 Pelicans vs. Lakers

Nov. 12	vs. L.A. Lakers	L	95-116
Dec. 7	at L.A. Lakers	L	132-125
Jan. 21	vs. L.A. Lakers	L	95-116
Apr. 1	at L.A. Lakers	W	132-125

2013-14 vs. Lakers (2-1)

Nov. 9	vs. L.A. Lakers	W	96-85
Nov. 12	at L.A. Lakers	L	95-116
Mar. 4	at L.A. Lakers	W	132-125

Directory

Owner.....Steve Ballmer  
 President, Business Operations.....TBD  
 President, Basketball Operations & Head Coach.....Glenn "Doc" Rivers (All-Time: 644-498, .564; All-Time vs. New Orleans: 19-18, .514)  
 Vice President, Basketball Operations.....Kevin Eastman  
 General Manager.....Dave Wohl  
 Assistant Coaches.....Mike Woodson, Sam Cassell, Armond Hill, Brendan O'Connor  
 Player Development.....J.P. Clark, Dave Sevems  
 Head Athletic Trainer.....Jasen Powell  
 Strength & Conditioning Coach.....Richard Williams  
 Asst. Athletic Trainer/Travel Manager.....Joe Resendez  
 Equipment Manager.....Pete Serrano  
 Vice President, Communications.....Seth Burton  
 Director, Communications.....Dennis Rogers  
 Assistant Directors, Communications.....Ta'Nisha Cooper, Steven Esparza  
 Communications Assistant.....Aubrey Freckman

General Information

Division.....Pacific  
 Phone.....(310) 862-6000  
 Address.....6951 S. Centinela Ave., Playa Vista, CA 90094  
 Home Court.....STAPLES Center (19,060, opened 1999)  
 Radio.....KFWB News Talk 980 - Brian Sieman, Ralph Lawler, Michael Smith  
 Cable TV.....Prime Ticket - Ralph Lawler, Michael Smith  
 Spanish Radio.....ESPN Deportes (1330 AM) - Celso Gaspar

New Orleans vs. LA Clippers Franchise Series Notes

Overall Record: 23-17 (.575) Home Record: 14-6 (.700) Road Record: 9-11 (.450)  
 Current Streak: Won 1 Home: Won 1 Road: Lost 3  
 New Orleans Biggest Win.....28 (112-84 at Los Angeles on Nov. 9, 2009)  
 New Orleans Biggest Loss.....32 (76-108 at Los Angeles on Mar. 1, 2014)  
 New Orleans Last Win At Home.....98-96 on Mar. 26, 2014  
 New Orleans Last Loss At Home.....110-123 on Feb. 24, 2014  
 New Orleans Last Win On The Road.....105-98 on Nov. 26, 2012  
 New Orleans Last Loss On The Road.....76-108 on Mar. 1, 2014

Directory

President/Governor.....Jeanie Buss  
 EVP Basketball Ops/Alternate Governor.....Jim Buss  
 General Manager.....Mitch Kupchak  
 Head Coach.....Byron Scott (All-Time: 416-521, .444; All-Time vs. New Orleans: 5-7, .417)  
 Assistant Coaches.....Paul Pressey, Jim Evey, Mark Madsen  
 Athletic Trainer.....Gary Vitti  
 Vice President, Public Relations.....John Black  
 Senior Manager, Public Relations.....Alison Bogli  
 Manager, Public Relations.....Calder Hynes  
 Coordinator, Public Relations.....Daniel Ramirez  
 Assistant, Public Relations.....Matt Flier

General Information

Division.....Pacific  
 Phone.....(310) 426-6000  
 Address.....555 N. Nash Street, El Segundo, CA 90245  
 Home Court.....STAPLES Center (18,997, opened 1999)  
 Radio.....KSPN (ESPN 710 AM) – John Ireland, Mychal Thompson  
 Spanish Radio.....KWKW (1330 AM) ESPN Deportes – Fernando Gonzalez, Pepe Mantilla  
 TV.....Time Warner Cable SportsNet – Stu McDonald and Stu Lantz  
 Spanish TV.....Time Warner Cable Deportes – Adrian Marquez and Francisco Pinto

New Orleans vs. LA Lakers Franchise Series Notes

Overall Record: 11-28 (.282) Home Record: 6-13 (.316) Road Record: 5-15 (.250)  
 Current Streak: Won 1 Home: Won 1 Road: Won 1  
 New Orleans Biggest Win.....19 (114-95 at New Orleans on Nov. 7, 2003)  
 New Orleans Biggest Loss.....29 (80-109 at Los Angeles on Jan. 9, 2008)  
 New Orleans Last Win At Home.....96-85 on Nov. 9, 2013  
 New Orleans Last Loss At Home.....102-108 on Mar. 6, 2013  
 New Orleans Last Win On The Road.....132-125 on Mar. 4, 2014  
 New Orleans Last Loss On The Road.....95-116 on Nov. 12, 2013

OPPONENTS



2014-15 Pelicans vs. Grizzlies

Nov. 3	at Memphis		
Jan. 9	vs. Memphis		
Mar. 7	vs. Memphis		
Apr. 8	at Memphis		

2013-14 vs. Grizzlies (3-1)

Nov. 6	at Memphis	W	99-84
Dec. 13	vs. Memphis	W	104-98
Jan. 20	at Memphis	W	95-92
Mar. 12	vs. Memphis	L	88-90



2013-14 Pelicans vs. Heat

Feb. 21	at Miami		
Feb. 27	vs. Miami		

2013-14 vs. Heat (1-1)

Jan. 7	at Miami	L	88-107
Mar. 22	vs. Miami	W	105-95

Directory

Controlling Owner	Robert J. Pera
General Manager	Chris Wallace
V.P. of Basketball Operations	John Hollinger
Executive V.P. of Player Personnel	Ed Stefanski
Head Coach	Dave Joergel (All-Time: 50-32, 610; All-Time vs. New Orleans: 1-3, 250)
Assistant Coaches	Elston Turner, Jeff Bzdelik, Bob Thornton, Shawn Respert, Duane Ticknor
Assistant Coach/Advance Scout	Jason March
Director of Player Development	John Townsend
Head Athletic Trainer and V.P. of Player Care	Drew Graham
Assistant Athletic Trainer	Jim Scholler
Physical Therapist	John Fallus
Strength and Conditioning Coach	Chattin Hill
Assistant Strength and Conditioning Coach	Sheldon Miller
Equipment Manager and Travel Coordinator	Charles Sweeney
Team Facilities Manager	Vince Ford
Director, Communications and Publications	Jason Wallace
Senior Coordinator, Communications and Publications	Ross Wooden
Coordinator, Communications and Publications	Kerri Harper

General Information

Division	Southwest
Phone	(901) 205-1234
Address	191 Beale Street, Memphis TN 38103
Home Court	FedEx Forum (18,119, opened 2004)
Radio	WMFS ESPN 92.9 FM/680 AM – Eric Hasseltine, Hank McDowell, Elliot Perry
TV	SportSouth – Pete Pranica, Sean Tuohy, Rob Fischer

New Orleans vs. Memphis Franchise Series Notes

Overall Record: 26-18 (.591)	Home Record: 15-7 (.682)	Road Record: 11-11 (.500)
Current Streak: Lost 1	Home: Lost 1	Road: Won 2
New Orleans Biggest Win	19 (106-87 at New Orleans on Dec. 6, 2008)	
New Orleans Biggest Loss	22 (89-111 at Memphis on Apr. 10, 2011)	
New Orleans Last Win At Home	104-98 on Dec. 13, 2013	
New Orleans Last Loss At Home	88-90 on Mar. 12, 2014	
New Orleans Last Win On The Road	95-92 on Jan. 20, 2014	
New Orleans Last Loss On The Road	85-96 on Mar. 9, 2013	

Directory

Managing General Partner	Micky Arison
Chief Executive Officer	Nick Arison
President	Pat Riley
Senior Vice President, Basketball Operations/Assistant General Manager	Andy Elisburg
Vice President of Player Personnel	Chet Kammerer
Vice President of Player Programs	Alonzo Mourning
Assistant General Manager/General Manager Sioux Falls Skyforce	Adam Simon
Head Coach	Erik Spoelstra (All-Time: 314-162, 660; All-Time vs. New Orleans: 6-5, 545)
Assistant Head Coach	David Fizdale
Assistant Coaches	Juan Howard, Keith Smart, Dan Craig, Chris Quinn
Head Athletic Trainer	Jay Sabol
Assistant Coach/Strength & Conditioning	Bill Foran
Vice President, Sports Media Relations	Tim Donovan
Director of Sports Media Relations	Rob Wilson
Assistant Director of Sports Media Relations	Michael Lissack
Sports Media Relations Manager	Nick Maiorana

General Information

Division	Southeast
Phone	(786) 777-1000
Address	601 Biscayne Boulevard, Miami, FL 33132
Home Court	AmericanAirlines Arena (19,600, opened 1999)
Radio	The Ticket (104.3 FM) – Mike Inglis, John Crotty
Spanish Radio	WQBA (710 AM) – Jose Paneda, Joe Pujala
Cable TV	Sun Sports – Eric Reid, Tony Fiorentino, Jason Jackson

New Orleans vs. Miami Franchise Series Notes

Overall Record: 14-13 (.519)	Home Record: 10-3 (.769)	Road Record: 4-10 (.286)
Current Streak: Won 1	Home: Won 1	Road: Lost 5
New Orleans Biggest Win	29 (106-77 at Miami on Apr. 2, 2008)	
New Orleans Biggest Loss	29 (68-97 at Miami on Jan. 24, 2005)	
New Orleans Last Win At Home	105-95 on Mar. 22, 2014	
New Orleans Last Loss At Home	89-108 on Mar. 29, 2013	
New Orleans Last Win On The Road	93-87 on Apr. 7, 2009	
New Orleans Last Loss On The Road	88-107 on Jan. 7, 2014	



2014-15 Pelicans vs. Bucks

Mar. 9	at Milwaukee		
Mar. 17	vs. Milwaukee		

2013-14 vs. Bucks (2-0)

Feb. 12	at Milwaukee	W	102-98
Mar. 7	vs. Milwaukee	W	112-104



2014-15 Pelicans vs. Timberwolves

Nov. 14	vs. Minnesota		
Jan. 23	at Minnesota		
Mar. 29	vs. Minnesota		
Apr. 13	at Minnesota		

2013-14 vs. Timberwolves (2-1)

Jan. 1	at Minnesota	L	112-124
Jan. 29	at Minnesota	L	77-88
Feb. 7	vs. Minnesota	W	98-91

Directory

Owners	Wes Edens and Marc Lasry
General Manager	John Hammond
Assistant General Manager	David Morway
Head Coach	Jason Kidd (All-Time: 44-38, 537; All-Time vs New Orleans: 1-1, 500)
Assistant Coaches	Joe Prunty, Eric Hughes, Greg Foster, Sean Sweeney,
	Josh Oppenheimer
Head Athletic Trainer	Scott Barthlama
Director of Physical Therapy/Athletic Trainer	Chris McKenzie
Strength & Conditioning Coach	Robert Hackett
Equipment Manager	Jay Namoc
Video Coordinator	Josh Broghamer
Vice President of Public Relations	Dan Smyczek
Public Relations Manager	Mark Rosenberg
Public Relations Coordinator	Kristen Deahl

General Information

Division	Central
Phone	(414) 227-0500
Address	1001 N. Fourth Street, Milwaukee, WI 53203
Home Court	BMO Harris Bradley Center (18,717, opened 1988)
Radio	Newsradio 620 WTJM AM– Ted Davis, Dennis Krause
TV	FOX Sports Wisconsin – Jim Paschke, Jon McGlocklin, Sidney Moncrief

New Orleans vs. Milwaukee Franchise Series Notes

Overall Record: 20-7 (.741)	Home Record: 12-1 (.923)	Road Record: 8-6 (.571)
Current Streak: Won 3	Home: Won 12	Road: Won 1
New Orleans Biggest Win	21 (102-81 at New Orleans on Dec. 6, 2012)	
New Orleans Biggest Loss	20 (95-115 at Milwaukee on Feb. 24, 2010)	
New Orleans Last Win At Home	112-104 on Feb. 7, 2014	
New Orleans Last Loss At Home	93-108 on Jan. 27, 2003	
New Orleans Last Win On The Road	102-98 on Mar. 7, 2014	
New Orleans Last Loss On The Road	113-117 on Nov. 17, 2010	

Directory

Owner	Glen Taylor
Chief Executive Officer	Rob Moor
President	Chris Wright
President of Basketball Operations/Head Coach	Flip Saunders (All-Time: 638-526, 548; All-Time vs New Orleans: 14-5, 737)
General Manager	Mitt Newton
Assistant Coaches	Sam Mitchell, Sid Lowe, Ryan Saunders, David Adelman
Director of Player Personnel/Game Preparation	R.J. Adelman
Vice President of Basketball Operation	Rob Babcock
Manager of Team Services	Kaayla Chones
Director of Medical Operations/Head Athletic Trainer	Gregg Farnam
Director of Athletic Therapy	Mark Kyger
Vice President of Sports Performance	Koichi Sato
Assistant Athletic Trainer and Assistant of Sports Performance	Dave Crewe
Vice President of Communications	Brad Rutter
Public Relations Manager	Aaron Seehusen
Communications Manager	Dan Bell

General Information

Division	Northwest
Phone	(612) 673-1600
Address	600 First Avenue North, Minneapolis, MN 55403
Home Court	Target Center (19,356, opened 1990)
Radio	WCCO AM 830 – Alan Hornton
Cable TV	Fox Sports North – Dave Benz, Jim Petersen

New Orleans vs. Minnesota Franchise Series Notes

Overall Record: 20-19 (.513)	Home Record: 11-8 (.579)	Road Record: 9-11 (.450)
Current Streak: Won 1	Home: Won 2	Road: Lost 4
New Orleans Biggest Win	34 (110-76 at New Orleans on Dec. 22, 2007)	
New Orleans Biggest Loss	29 (Twice; 86-115 at Minnesota on Feb. 2, 2013)	
New Orleans Last Win At Home	98-91 on Feb. 7, 2014	
New Orleans Last Loss At Home	102-113 on Dec. 14, 2013	
New Orleans Last Win On The Road	95-89 on Mar. 10, 2012	
New Orleans Last Loss On The Road	77-88 on Jan. 29, 2014	

OPPONENTS



2014-15 Pelicans vs. Knicks

Dec. 9 ..... vs. New York  
Jan. 19 ..... at New York

2013-14 vs. Knicks (1-1)

Dec. 1 at New York W 103-99  
Feb. 19 vs. New York L 91-98

Directory

Executive Chairman, MSG & NBA Governor..... James L. Dolan  
President & CEO, MSG & Alternate NBA Governor..... Hank J. Ratner  
Executive VP/ General Manager..... Glen Grunwald  
Head Coach..... Derek Fisher (All-Time: 0-0, .000; All-Time vs. New Orleans 0-0, .000)  
Assistant Coaches..... Jim Todd, Darrell Walker, Herb Williams  
Head Athletic Trainer..... Roger Hinds  
VP, Public Relations..... Jonathan Supranowitz  
Manager, Communications..... Alyson Furch  
Director, Public Relations..... Gregg Schwartz  
Manager, Public Relations..... Ashley Blackwood  
Coordinator, Communications..... Derek Lapinski

General Information

Division ..... Atlantic  
Phone ..... (212) 465-6471  
Address..... Two Pennsylvania Plaza, New York, NY 10121-0091  
Home Court..... Madison Square Garden (19,763, opened 1968)  
Radio..... ESPN (1050 AM) – Spero Dedes, Brendan Brown  
Cable TV..... MSG Network – Mike Breen, Walt Frazier

New Orleans vs. New York Franchise Series Notes

Overall Record: 13-13 (.500) Home Record: 6-7 (.462) Road Record: 7-6 (.538)  
Current Streak: Lost 1 Home: Lost 5 Road: Won 1  
New Orleans Biggest Win..... 12 (100-88 at New York on Mar. 3, 2008)  
New Orleans Biggest Loss..... 22 (80-102 at New Orleans on Nov. 20, 2012)  
New Orleans Last Win At Home..... 118-110 on Apr. 4, 2008  
New Orleans Last Loss At Home..... 91-98 on Feb. 19, 2013  
New Orleans Last Win On The Road..... 103-99 on Dec. 1, 2013  
New Orleans Last Loss On The Road..... 87-100 on Jan. 13, 2013

Directory

Chairman..... Clayton I. Bennett  
Executive Vice President & General Manager..... Sam Presti  
Assistant General Manager/Vice President..... Troy Weaver  
Assistant General Manager/Legal and Administration..... Michael Winger  
Head Coach..... Scott Brooks (All-Time: 293-170, 633; All-Time vs. New Orleans: 14-6, 700)  
Assistant Coaches..... Mark Bryant, Rex Kalamian, Robert Pack, Darko Rajakovic  
..... Mike Terpstra  
Director, Medical Services..... Dr. Donnie Strack  
Head Athletic Trainer..... Joe Sharpe  
Director of Athletic Performance..... Dwight Daub  
Director of Team Operations..... Marc St. Yves  
Director of Basketball Communications..... Matt Tumbleson  
Manager of Basketball Communications..... Michael Ravina  
Manager of Basketball Communications..... John Read

General Information

Division ..... Northwest  
Phone ..... (405) 208-4800  
Address..... 208 Thunder Dr., Oklahoma City, OK 73102  
Home Court..... Chesapeake Energy Arena (18,203, opened 2002)  
Radio..... WWLS, (640 AM/98.1 FM) - Matt Pinto  
Spanish Radio..... WKY 930 AM - Eleno Ornales  
Cable TV..... Fox Sports Oklahoma - Brian Davis, Lesley McCaslin

New Orleans vs. Oklahoma City Franchise Series Notes

Overall Record: 17-22 (.436) Home Record: 11-8 (.579) Road Record: 6-14 (.300)  
Current Streak: Won 1 Home: Won 1 Road: Lost 8  
New Orleans Biggest Win..... 31 (123-92 vs. Seattle on Jan. 16, 2008)  
New Orleans Biggest Loss..... 45 (74-119 at OKC on Feb. 27, 2013)  
New Orleans Last Win At Home..... 101-89 on Apr. 14, 2014  
New Orleans Last Loss At Home..... 95-109 on Dec. 6, 2013  
New Orleans Last Win On The Road..... 97-92 on Jan. 6, 2010  
New Orleans Last Loss On The Road..... 94-116 on Apr. 11, 2014

2014-15 Pelicans vs. Thunder

Dec. 2 ..... vs. Oklahoma City  
Dec. 21 ..... at Oklahoma City  
Feb. 4 ..... vs. Oklahoma City  
Feb. 6 ..... at Oklahoma City

2013-14 vs. Thunder (1-2)

Dec. 6 vs. Oklahoma City L 95-109  
Apr. 11 at Oklahoma City L 94-116  
Apr. 14 vs. Oklahoma City W 101-89



2014-15 Pelicans vs. Magic

Oct. 28 ..... vs. Orlando  
Feb. 20 ..... at Orlando

2013-14 vs. Magic (1-1)

Nov. 1 at Orlando L 90-110  
Jan. 26 vs. Orlando W 100-92

Directory

Senior Chairman ..... Rich DeVos  
Chairman ..... Dan DeVos  
Chief Executive Officer ..... Alex Martins  
General Manager ..... Rob Hennigan  
VP/ Assistant GM ..... Scott Perry  
Assistant GM ..... Matt Lloyd  
Head Coach..... Jacque Vaughn (All-Time: 43-121, .262; All-Time vs. New Orleans: 2-2, .500)  
Assistant Coaches..... James Borrego, Wes Unseld Jr., Brett Gunning  
Assistant Coaches/Player Development..... Laron Profit, Luke Stuckey  
Sr. VP of Communications..... Joel Glass  
Director of Communications..... George Galante  
Assistant Director of Communications..... Trish Wingerson  
Communications Manager..... Melanie Curtsinger

General Information

Division ..... Southeast  
Phone ..... (407) 916-2400  
Address..... 8701 Maitland Summit Boulevard, Orlando, FL 32810  
Home Court ..... Amway Center (18,846, opened 2010)  
Radio..... ESPN 580 AM – Dennis Neumann, Richie Aduabato  
Spanish Radio..... EOrlandoMagic.com – Joey Colon  
TV..... FOX Sports Florida – David Steele, Jeff Turner

New Orleans vs. Orlando Franchise Series Notes

Overall Record: 15-12 (.556) Home Record: 9-5 (.643) Road Record: 6-7 (.462)  
Current Streak: Won 1 Home: Won 1 Road: Lost 1  
New Orleans Biggest Win..... 32 (117-85 at New Orleans on Feb. 18, 2009)  
New Orleans Biggest Loss..... 20 (two times)  
New Orleans Last Win At Home..... 100-92 on Jan. 26, 2014  
New Orleans Last Loss At Home..... 102-105 on Mar. 4, 2013  
New Orleans Last Win On The Road..... 97-94 on Dec. 26, 2012  
New Orleans Last Loss On The Road..... 90-110 on Nov. 1, 2013



Directory

Managing Owner..... Josh Harris  
Co-Managing Owner ..... David Blitzer  
CEO ..... Scott O'Neil  
Director of Player Personnel..... Courtney Witte  
Head Coach..... Brett Brown (All-Time: 19-63, 232; All-Time vs. New Orleans: 0-2, .000)  
Assistant Coaches..... TBA  
Head Athletic Trainer..... Kevin Johnson  
Director of Public Relations..... Michael Preston  
Public Relations Coordinators..... Sean McCloskey, Rebecca Timms

General Information

Division ..... Atlantic  
Phone ..... (215) 339-7666  
Address ..... 3601 South Broad Street, Philadelphia, PA 19148  
Home Court ..... Wachovia Center (20,328, opened 1996)  
Radio..... SportsRadio 94 WIP (610 AM) – Tom McGinnis  
TV ..... Comcast SportsNet, The Comcast Network – Marc Zumoff, Maalik Rose

New Orleans vs. Philadelphia Franchise Series Notes

Overall Record: 14-12 (.538) Home Record: 8-5 (.615) Road Record: 6-7 (.462)  
Current Streak: Won 3 Home: Won 1 Road: Won 2  
New Orleans Biggest Win..... 37 (135-98 at New Orleans on Nov. 17, 2013)  
New Orleans Biggest Loss..... 21 (87-108 at Philadelphia on Nov. 25, 2002)  
New Orleans Last Win At Home..... 135-98 on Nov. 16, 2013  
New Orleans Last Loss At Home..... 62-77 on Nov. 7, 2012  
New Orleans Last Win On The Road..... 121-105 on Nov. 29, 2013  
New Orleans Last Loss On The Road..... 70-88 on Dec. 12, 2010

OPPONENTS



2014-15 Pelicans vs. Suns

Dec. 30	vs. Phoenix	
Mar. 19	at Phoenix	
Apr. 10	vs. Phoenix	

2013-14 vs. Suns (0-4)

Nov. 5	vs. Phoenix	L	98-104
Nov. 10	at Phoenix	L	94-101
Jan. 28	at Phoenix	L	104-116
Apr. 9	vs. Phoenix	L	88-94

Directory

Managing Partner	Robert Sarver
President of Basketball Operations	Lon Babby
General Manager	Ryan McDonough
President of Business Operations	Jason Rowley
Head Coach	Jeff Hornacek (All-Time: 48-34, 58; All-Time vs. New Orleans: 4-0, 1,000)
Assistant Coaches	Jerry Sichting, Mike Longabardi, Kenny Gattison, Mark West
VP Athletic Care/Head Athletic Trainer	Aaron Nelson
Head Strength and Conditioning Coach/Assistant Trainer	Mike Elliott
Assistant Athletic Trainer/Rehabilitation Coordinator	Tom Maystadt
Assistant Athletic Trainer/Performance & Recovery Specialist	Adam Annaccone
Equipment Manager	Jay Gaspar
VP, Basketball Communications	Julie Fie
Managers, Basketball Communications	DC Headley, Cole Mickelson
Assistant to VP of Basketball Communications	Lori Cook

General Information

Division	Pacific
Phone	(602) 379-7900
Address	201 E. Jefferson Street, Phoenix, AZ 85004
Home Court	US Airways Center (18,422, opened 1992)
Radio	KTAR (620 AM) - Al McCoy, Tim Kempton
Spanish Radio	KSUN (1400 AM) - Ivan Valenzuela, Gerardo Romo, Arturo Ochoa
Cable TV	FSN Arizona - Steve Albert, Eddie Johnson, Ann Meyers Drysdale, Kevin Ray

New Orleans vs. Phoenix Franchise Series Notes

Overall Record:	17-24 (.415)	Home Record:	8-12 (.452)	Road Record:	9-12 (.429)
Current Streak:	Lost 4	Home:	Lost 2	Road:	Lost 2
New Orleans Biggest Win	17 (120-103 at New Orleans on Feb. 27, 2008)				
New Orleans Biggest Loss	37 (77-115 at Phoenix on Apr. 17, 2006)				
New Orleans Last Win At Home	93-84 on Feb. 6, 2013				
New Orleans Last Loss At Home	88-94 on Apr. 9, 2014				
New Orleans Last Win On The Road	95-92 on Apr. 7, 2013				
New Orleans Last Loss On The Road	104-116 on Jan. 28, 2014				

Directory

Owner	Paul Allen
President & CEO	Chris McGowan
General Manager	Neil Olshley
Assistant General Managers	Bill Branch, Steve Rosenberry
Head Coach	Terry Stotts (All-Time: 202-245, 452; All-Time vs. New Orleans: 9-10, 474)
Assistant Coaches	Jay Triano, David Vanterpool, Nate Tibbetts, Kim Hughes, Dale Osbourne
Director of Player Health and Performance	Chris Stackpole
Head Athletic Trainer	Geoff Clark
Sports Performance Specialist	Todd Forcier
Sports Performance Specialist	Ben Kenyon
Director of Player Personnel	Joe Cronin
Vice President of Sports Communications	Jim Taylor
Basketball Communications Director	Collin Romer

General Information

Division	Northwest
Phone	(503) 234-9291
Address	One Center Court, Suite 200, Portland, OR 97227
Home Court	The Rose Garden (19,980, opened 1995)
Radio	Fox Sports Radio (620 AM) - Brian Wheeler, Antonio Harvey
TV	KGW (Ch. 8) - Mike Barrett, Mike Rice
Cable TV	Comcast SportsNet - Mike Barrett, Mike Rice

New Orleans vs. Portland Franchise Series Notes

Overall Record:	19-21 (.475)	Home Record:	13-8 (.619)	Road Record:	6-13 (.316)
Current Streak:	Lost 2	Home:	Lost 1	Road:	Lost 6
New Orleans Biggest Win	36 (99-63 at New Orleans on Feb. 13, 2013)				
New Orleans Biggest Loss	15 (twice)				
New Orleans Last Win At Home	110-108 on Dec. 30, 2013				
New Orleans Last Loss At Home	103-111 on Mar. 14, 2014				
New Orleans Last Win On The Road	97-78 on Nov. 26, 2010				
New Orleans Last Loss On The Road	94-100 on Apr. 6, 2014				

2014-15 Pelicans vs. Trail Blazers

Nov. 17	at Portland	
Dec. 20	vs. Portland	
Apr. 4	at Portland	

2013-14 vs. Trail Blazers (1-3)

Dec. 21	at Portland	L	107-110
Dec. 30	vs. Portland	W	110-108
Mar. 14	vs. Portland	L	103-111
Apr. 6	at Portland	L	94-100



OPPONENTS



2014-15 Pelicans vs. Kings

Nov. 18	at Sacramento	
Nov. 25	vs. Sacramento	
Mar. 27	vs. Sacramento	
Apr. 3	at Sacramento	

2013-14 vs. Kings (1-3)

Dec. 23	at Sacramento	W	113-100
Jan. 21	vs. Sacramento	L	97-114
Mar. 3	at Sacramento	L	89-96
Mar. 31	vs. Sacramento	L	97-102

Directory

Ownership and Chairman	Vivek Ranadive
President	Chris Granger
President, Business Ops	Matina Kolokotronis
Chief Financial Officer	John Rinehart
General Manager	Pete D'Alessandro
Assistant GM	Mike Bratz
Head Coach	Michael Malone (All-Time: 28-54, 341; All-Time vs. New Orleans: 3-1, 750)
Assistant Coaches	Brendan Malone, Corliss Williamson, Chris Jent, Micah Nori
Assistant Coach/Player Development	Dee Brown, Ryan Bowen
Athletic Trainer	Manny Romero
Vice President, Communications	Donna Schwartze
Director, Media Relations	Chris Clark
Director, Basketball Information	Darryl Arata

General Information

Division	Pacific
Phone	(916) 928-0000
Address	One Sports Parkway, Sacramento, CA 95834
Home Court	Power Balance Pavilion (17,317, opened 1988)
Radio	KHTK (1140 AM) - Gary Gerould
Cable TV	Comcast SportsNet - Grant Napear, Jerry Reynolds, Kayle Christensen

New Orleans vs. Sacramento Franchise Series Notes

Overall Record:	20-20 (.500)	Home Record:	15-6 (.714)	Road Record:	5-14 (.263)
Current Streak:	Lost 3	Home:	Lost 2	Road:	Lost 1
New Orleans Biggest Win	26 (93-67 at Oklahoma City on Nov. 1, 2005)				
New Orleans Biggest Loss	36 (71-107 at Sacramento on Dec. 19, 2004)				
New Orleans Last Win At Home	110-95 on Feb. 24, 2013				
New Orleans Last Loss At Home	97-102 on Mar. 31, 2014				
New Orleans Last Win On The Road	113-100 on Dec. 23, 2013				
New Orleans Last Loss On The Road	89-96 on Mar. 13, 2014				

Directory

Chairman & CEO	Peter M. Holt
President of Business Operations	Rick Pych
Pres. of Basketball Ops./Head Coach	Gregg Popovich (All-Time: 967-443, 686; All-Time vs. New Orleans: 40-14, 741)
President of Sports Franchises/General Manager	R.C. Buford
Assistant General Manager	Scott Layden
Ass. Coaches	Ettore Messina, Jim Boylen, Ime Udoka, Sean Marks, Chip Engelland, Chad Forcier, Becky Hammon
Head Athletic Trainer	Will Sevensen
Senior Director of Communications	Tom James
Basketball Communications Manager	Kris Davis
Basketball Communications Coordinator	Mitch Heckart

General Information

Division	Southwest
Phone	(210) 444-5500
Address	One AT&T Center, San Antonio, TX 78219
Home Court	AT&T Center (18,581, opened 2002)
Radio	WOAI (1200 AM) - Bill Schoening
Spanish Radio	KCOR (1350 AM) - Paul Castro
TV	KENS-5, KMYS-35 - Bill Land, Sean Elliott, Makil Rose, Andrew Monaco
Cable TV	FOX Sports Southwest (Channel 26) - Bill Land, Sean Elliott, Andrew Monaco

New Orleans vs. San Antonio Franchise Series Notes

Overall Record:	9-35 (.205)	Home Record:	6-16 (.273)	Road Record:	3-19 (.136)
Current Streak:	Lost 5	Home:	Lost 2	Road:	Lost 7
New Orleans Biggest Win	25 (100-75 at New Orleans on Mar. 12, 2008)				
New Orleans Biggest Loss	35 (77-112 at Oklahoma City on Dec. 23, 2006)				
New Orleans Last Win At Home	95-88 on Jan. 7, 2013				
New Orleans Last Loss At Home	95-102 on Feb. 3, 2014				
New Orleans Last Win On The Road	99-90 on Oct. 30, 2010				
New Orleans Last Loss On The Road	80-96 on Mar. 29, 2014				





OPPONENTS

2013-14 NBA Individual Leaders

Scoring Average

	G	FG	FT	Pts	Avg
Durant, OKC.	81	849	703	2593	32.0
Anthony, NYK.	77	743	459	2112	27.4
James, Mia.	77	767	439	2089	27.1
Love, Min.	77	650	520	2010	26.1
Harden, Hou.	73	549	576	1851	25.4
Griffin, LA-C.	80	718	482	1930	24.1
Curry, G.S.	78	652	308	1873	24.0
Aldridge, Por.	69	652	296	1603	23.2
Cousins, Sac.	71	591	432	1614	22.7
DeRozan, Tor.	79	604	519	1791	22.7
Jefferson, Cha.	73	700	191	1594	21.8
George, Ind.	80	577	401	1737	21.7
Nowitzki, Dal.	80	633	338	1735	21.7
Irving, Cle.	71	532	291	1478	20.8
Davis, N.O.	67	522	348	1394	20.8
Lillard, Por.	82	553	371	1695	20.7
Thomas, Sac.	72	496	407	1465	20.3
Dragic, Pho.	76	552	316	1542	20.3
Gay, Sac.	73	537	318	1457	20.0
Wall, Was.	82	579	317	1583	19.3

Rebounds Per Game

	G	Off	Def	Tot	Avg
Jordan, LA-C.	82	331	783	1114	13.6
Drummond, Det.	81	440	631	1071	13.2
Love, Min.	77	224	739	963	12.5
Howard, Hou.	71	231	635	866	12.2
Cousins, Sac.	71	218	613	831	11.7
Noah, Chi.	80	282	618	900	11.3
Aldridge, Por.	69	166	599	765	11.1
Jefferson, Cha.	73	156	636	792	10.8
Randolph, Mem.	79	265	530	795	10.1
Davis, N.O.	67	207	466	673	10.0
Bogut, G.S.	67	182	489	671	10.0
Duncan, S.A.	74	158	563	721	9.7
Varejao, Cle.	65	187	442	629	9.7
Gasol, LA-L.	60	124	456	580	9.7
Gortat, Was.	81	202	565	767	9.5
Griffin, LA-C.	80	192	565	757	9.5
Lee, G.S.	69	182	461	643	9.3
Monroe, Det.	82	256	504	760	9.3
Thompson, Cle.	82	269	485	754	9.2
Hickson, Den.	69	206	426	632	9.2

Assists Per Game

	G	Ast	Avg
Paul, LA-C.	62	663	10.7
Wall, Was.	82	721	8.8
Lawson, Den.	62	543	8.8
Rubio, Min.	82	704	8.6
Curry, G.S.	78	666	8.5
Jennings, Det.	80	609	7.6
Lowry, Tor.	79	586	7.4
Nelson, Ori.	68	476	7.0
Teague, Atl.	79	528	6.7
James, Mia.	77	488	6.3
Thomas, Sac.	72	454	6.3
Carter-Williams, Phi.	70	441	6.3
Williams, Bkn.	64	392	6.1
Walker, Cha.	73	447	6.1
Harden, Hou.	73	446	6.1
Irving, Cle.	71	433	6.1
Cortley, Mem.	73	441	6.0
Dragic, Pho.	76	447	5.9
Ellis, Dal.	82	471	5.7
Parker, S.A.	68	388	5.7

Minutes Per Game

	G	Min	Avg
Anthony, NYK.	77	2982	38.7
Butler, Chi.	67	2591	38.7
Durant, OKC.	81	3122	38.5
DeRozan, Tor.	79	3017	38.2
Harden, Hou.	73	2777	38.0
James, Mia.	77	2902	37.7
Parsons, Hou.	74	2783	37.6
Ellis, Dal.	82	3023	36.9
Curry, G.S.	78	2846	36.5
Hayward, Uta.	77	2800	36.4

Field Goal Percentage

	FG	FGA	PCT
Jordan, LA-C	348	515	.676
Drummond, Det.	479	769	.623
Howard, Hou.	473	800	.591
James, Mia.	767	1353	.567
Johnson, Tor.	344	612	.562
Stoudemire, NYK.	311	558	.557
Lopez, Por.	355	644	.551
Wade, Mia.	415	761	.545
Fariied, Den.	447	820	.545
Jones, Hou.	386	712	.542

Free Throw Percentage

	FT	FTA	PCT
Roberts, N.O.	125	133	.940
Nowitzki, Dal.	338	376	.899
Jackson, OKC.	158	177	.893
Martin, Min.	303	340	.891
Augustin, Tor.-Chi.	201	227	.885
Curry, G.S.	308	348	.885
Durant, OKC.	703	805	.873
Lillard, Por.	371	426	.871
Crawford, LA-C.	279	322	.866
Harden, Hou.	576	665	.866

3-Point Field Goal Percentage

	3FG	3FGA	PCT
Konver, Atl.	185	392	.472
Miller, Mem.	107	233	.459
Morrow, N.O.	88	195	.451
Calderon, Dal.	191	425	.449
Belinelli, S.A.	126	293	.430
Affalo, Ori.	128	300	.427
Mills, S.A.	135	318	.424
Curry, G.S.	261	615	.424
Thompson, G.S.	223	535	.417
Hawes, Phi.-Cle.	128	308	.416

Steals Per Game

	G	Stl	AVG
Paul, LA-C	62	154	2.5
Rubio, Min.	82	191	2.3
Young, Phi.	79	167	2.1
Brewer, Min.	81	151	1.9
Butler, Chi.	67	127	1.9
Westbrook, OKC.	46	88	1.9
Carter-Williams, Phi.	70	130	1.9
George, Ind.	80	151	1.9
Wall, Was.	82	149	1.8
Ellis, Dal.	82	141	1.7

Blocks Per Game

	G	Blk	AVG
Davis, N.O.	67	189	2.8
Ibaka, OKC.	81	219	2.7
Jordan, LA-C	82	203	2.5
Hibbert, Ind.	81	182	2.2
Duncan, S.A.	74	139	1.9
Howard, Hou.	71	128	1.8
Bogut, G.S.	67	121	1.8
B. Lopez, Bkn.	17	30	1.8
R. Lopez, Por.	82	139	1.7
Sanders, Mil.	23	40	1.7

2013-14 NBA Team/Individual Highs & Lows

Team Highs

Field Goals - 57, L.A. Clippers, at LAL, 3/6  
 Fewest Field Goals - 21, Utah, at MIN, 1/18  
 FG Attempts - 114, Toronto, at HOU, 11/11 (2 OT)  
 FG Attempts - 104, Houston, at LAL, 2/19  
 FG Attempts - 104, Denver, at GSW, 4/10  
 Fewest FG Attempts - 61, Miami, at IND, 3/26  
 Fewest FG Attempts - 61, Miami, vs. NYK, 4/6  
 Field Goal Pct. - .671, Minnesota, vs. LAL, 3/28  
 Lowest Field Goal Pct. - .270, Philadelphia, at LAC, 2/9  
 3-Pt. Field Goals - 21, (3x, most recently) Portland, vs. CHA, 1/2  
 3-Pt. FG Attempts - 42, New York, at MIA, 4/6  
 3-Pt. FG Pct. - .765, Cleveland, at LAL, 1/14  
 Free Throws - 52, Minnesota, at DEN, 3/3  
 Fewest Free Throws - 1, Phoenix, at ORL, 11/24  
 Fewest Free Throws - 1, Memphis, at ATL, 2/8  
 FT Attempts - 64, Minnesota, at DEN, 3/3  
 Fewest FT Attempts - 1, Memphis, at ATL, 2/8  
 Free Throw Pct. - 1.000, (18x, most recently) Boston, vs. CHA, 4/11  
 Lowest Free Throw Pct. - .385, Detroit, at PHX, 3/21  
 Off. Rebounds - 27, Cleveland, vs. LAL, 2/5  
 Off. Rebounds - 27, Denver, vs. POR, 2/25  
 Fewest Off. Rebounds - 1, L.A. Lakers, vs. OKC, 3/9  
 Fewest Off. Rebounds - 1, Brooklyn, vs. SAC, 3/9  
 Def. Rebounds - 50, Indiana, vs. WAS, 1/10  
 Fewest Def. Rebounds - 12, L.A. Lakers, at MIN, 3/28  
 Rebounds - 65, Portland, vs. LAC, 4/16  
 Fewest Rebounds - 17, Brooklyn, vs. OKC, 1/31  
 Assists - 42, Charlotte, vs. DAL, 2/11  
 Fewest Assists - 7, Brooklyn, at MIN, 11/22  
 Personal Fouls - 38, Toronto, at HOU, 11/11 (2OT)  
 Personal Fouls - 37, (3x, most recently) Denver, vs. MIN 3/3  
 Fewest Personal Fouls - 9, Washington, at MIL, 11/27 (OT)  
 Steals - 19, Miami, vs. DAL, 11/15  
 Steals - 19, Brooklyn, vs. CHI, 3/3  
 Turnovers - 28, Chicago, at BKN, 3/3  
 Turnovers - 28, Boston, vs. BKN, 3/7  
 Fewest Turnovers - 3, Chicago, vs. NYK, 3/2  
 Blocks - 18, Indiana, vs. ORL, 10/29  
 Blocks - 18, New Orleans, vs. CHA, 11/2  
 Points - 145, Houston, at LAL, 4/8  
 Fewest Points - 66, Washington, at IND, 1/10

Individual Highs

Minutes - 60, Butler, CHI at ORL, 1/15 (3 OT)  
 Minutes - 48, (4 times, most recently) Barnes, GSW at DEN, 4/16  
 Field Goals - 23, Anthony, NYK vs. CHA, 1/24  
 FG Attempts - 37, Gay, TOR at HOU, 11/11 (2OT)  
 FG Attempts - 23, Anthony, NYK vs. CHA, 1/24  
 3-Pt. Field Goals - 10, (6 times, most recently) J. Smith, NYK at MIA, 4/6  
 3-Pt. FG Attempts - 22, J. Smith, NYK at MIA, 4/6  
 Free Throws - 22, Durant, OKC at UTA, 10/30  
 Free Throws - 22, Harden, HOU vs. MEM, 12/26  
 FT Attempts - 25, Harden, HOU vs. MEM, 12/26  
 FT Attempts - 25, Howard, HOU vs. SAS, 1/28  
 Off. Rebounds - 15, Hickson, DEN vs. POR, 2/25  
 Def. Rebounds - 20, (4 times, most recently) Mozgov, DEN at GSW, 4/10  
 Rebounds - 29, Mozgov, DEN at GSW, 4/10  
 Assists - 18, Jennings, DET vs. PHX, 1/11  
 Assists - 18, Rondo, BOS vs. DET, 3/9  
 Steals - 9, Carter-Williams, PHI vs. MIA, 10/30  
 Turnovers - 11, Curry, GSW at LAC, 10/31  
 Turnovers - 11, Durant, OKC at SAC, 11/29 (OT)  
 Blocks - 9, Jordan, LAC at SAC, 11/29 (OT)  
 Blocks - 9, Davis, NOP vs. PHI, 11/16  
 Points - 62, Anthony, NYK vs. CHA, 1/24

2013-14 NBA Attendance Totals

Team	Home Attendance			Road Attendance		
	Games	Total	Average	Games	*Total	Average
Atlanta Hawks	41	587,927	14,339	41	708,251	17,274
Boston Celtics	41	742,400	18,107	41	716,876	17,484
Brooklyn Nets	41	707,331	17,251	41	718,662	17,528
Charlotte Bobcats	41	636,268	15,518	41	698,106	17,280
Chicago Bulls	41	890,370	21,716	41	719,618	17,551
Cleveland Cavaliers	41	710,522	17,329	41	712,550	17,388
Dallas Mavericks	41	817,982	19,950	41	708,018	17,268
Denver Nuggets	41	692,898	16,899	41	705,675	17,211
Detroit Pistons	41	615,238	15,005	41	708,505	17,280
Golden State Warriors	41	803,436	19,596	41	718,576	17,526
Houston Rockets	41	743,082	18,123	41	714,540	17,427
Indiana Pacers	41	717,542	17,501	41	732,759	17,872
Los Angeles Clippers	41	787,692	19,212	41	705,964	17,218
Los Angeles Lakers	41	771,974	18,828	41	731,678	17,845
Memphis Grizzlies	41	685,458	16,718	41	708,043	17,269
Miami Heat	41	811,036	19,781	41	786,823	19,190
Milwaukee Bucks	41	552,967	13,487	41	697,562	17,013
Minnesota Timberwolves	41	597,157	14,564	41	721,826	17,605
New Orleans Pelicans	41	672,029	16,390	41	713,288	17,397
New York Knicks	41	812,292	19,812	41	714,321	17,422
Oklahoma City Thunder	41	746,323	18,203	41	744,987	18,170
Orlando Magic	41	666,046	16,245	41	679,941	16,583
Philadelphia 76ers	41	568,632	13,869	41	715,093	17,441
Phoenix Suns	41	650,739	15,871	41	707,251	17,250
Portland Trail Blazers	41	809,612	19,746	41	709,822	17,312
Sacramento Kings	41	666,949	16,291	41	691,240	16,859
San Antonio Spurs	41	755,031	18,415	41	721,842	17,627
Toronto Raptors	41	748,339	18,252	41	684,820	16,702
Utah Jazz	41	745,203	18,175	41	709,125	17,295
Washington Wizards	41	698,068	17,026	41	704,511	17,183
<b>Totals</b>	<b>1230</b>	<b>21,411,543</b>	<b>17,408</b>	<b>1230</b>	<b>21,410,273</b>	<b>17,407</b>

\*Note: New Orleans finished 21st in NBA Attendance (both total and average) and had 18 sellouts  
New Orleans, LA (Smoothie King Center)- Capacity 17,188

2013-14 NBA Honor Roll

2013-14 NBA Honors

Most Valuable Player	Kevin Durant, Oklahoma City Thunder
Coach of the Year	Gregg Popovich, San Antonio Spurs
Rookie of the Year	Michael Carter-Williams, Philadelphia 76ers
Most Improved Player	Goran Dragic, Phoenix Suns
Defensive Player of the Year	Joakim Noah, Chicago Bulls
Sixth Man Award	Jamal Crawford, Los Angeles Clippers
Sportsmanship Award	Mike Conley, Memphis Grizzlies

2013-14 All-Defensive Team

First Team	Second Team
Paul George, IND	Patrick Beverley, HOU
Serge Ibaka, OKC	Jimmy Butler, CHI
Andre Iguodala, GSW	Roy Hibbert, IND
Joakim Noah, CHI	LeBron James, MIA
Chris Paul, LAC	Kawhi Leonard, SAS

2013-14 All-NBA Team

First Team	Second Team	Third Team
F LeBron James, MIA	F Kevin Love, MIN	F Al Jefferson, CHA
F Kevin Durant, OKC	F Blake Griffin, LAC	F Paul George, IND
C Joakim Noah, CHI	C Dwight Howard, HOU	C LaMarcus Aldridge, POR
G James Harden, HOU	G Stephen Curry, GSW	G Damian Lillard, POR
G Chris Paul, LAC	G Tony Parker, SAS	G Goran Dragic, PHX

2013-14 All-Rookie Team

First Team	Second Team
Trey Burke, UTA	Steven Adams, OKC
Michael Carter-Williams, PHI	Gorgui Dieng, MIN
Tim Hardaway, NYK	Giannis Antetokounmpo, MIL
Victor Oladipo, ORL	Kelly Olynyk, BOS
Mason Plumlee, BKN	Cody Zeller, CLE

2014 NBA Draft

First Round

Team	Player	Position	School/Country
1. Cleveland Cavaliers	Andrew Wiggins	Guard	Kansas
2. Milwaukee Bucks	Jabari Parker	Forward	Duke
3. Philadelphia 76ers	Joel Embiid	Center	Kansas
4. Orlando Magic	Aaron Gordon	Forward	Arizona
5. Utah Jazz	Dante Exum	Guard	Australia
6. Boston Celtics	Marcus Smart	Guard	Oklahoma State
7. Los Angeles Lakers	Julius Randle	Forward	Kentucky
8. Sacramento Kings	Nik Stauskas	Guard	Michigan
9. Charlotte Hornets	Noah Vonleh	Forward	Indiana
10. Philadelphia 76ers	Elfrid Payton	Guard	Louisiana-Lafayette (Traded to Orlando)
11. Denver Nuggets	Doug McDermott	Forward	Creighton (Traded to Chicago)
12. Orlando Magic	Dario Saric	Forward	Croatia (Traded to Philadelphia)
13. Minnesota Timberwolves	Zach LaVine	Guard	California-Los Angeles
14. Phoenix Suns	T.J. Warren	Forward	North Carolina State
15. Atlanta Hawks	Andreian Payne	Forward	Michigan State
16. Chicago Bulls	Jusuf Nurkic	Center	Croatia (Traded to Denver)
17. Boston Celtics	James Young	Guard	Kentucky
18. Phoenix Suns	Tyler Ennis	Guard	Syracuse
19. Chicago Bulls	Gary Harris	Guard	Michigan State (Traded to Denver)
20. Toronto Raptors	Bruno Caboclo	Forward	Brazil
21. Oklahoma City Thunder	Mitch McGary	Forward	Michigan
22. Memphis Grizzlies	Jordan Adams	Guard	California-Los Angeles
23. Utah Jazz	Rodney Hood	Guard	Duke
24. Charlotte Hornets	Shabazz Napier	Guard	Connecticut (Traded to Miami)
25. Houston Rockets	Clint Capela	Forward	France
26. Miami Heat	P.J. Hairston	Guard	NBADL (Traded to Charlotte)
27. Phoenix Suns	Bogdan Bogdanovic	Guard	Serbia
28. Los Angeles Clippers	C. J. Wilcox	Guard	Washington
29. Oklahoma City Thunder	Josh Huestis	Forward	Stanford
30. San Antonio Spurs	Kyle Anderson	Forward	California-Los Angeles

Second Round

Team	Player	Position	School/Country
31. Milwaukee Bucks	Damien Inglis	Forward	France
32. Philadelphia 76ers	K.J. Daniels	Forward	Clemson
33. Cleveland Cavaliers	Joe Harris	Guard	Virginia
34. New York Knicks	CleAnthony Early	Forward	Wichita State
35. Utah Jazz	Jarnell Stokes	Forward	Tennessee (Traded to Memphis)
36. Milwaukee Bucks	Johnny O'Bryant	Forward	Louisiana State
37. Toronto Raptors	DeAndre Daniels	Forward	Connecticut
38. Detroit Pistons	Spencer Dinwiddie	Guard	Colorado
39. Philadelphia 76ers	Jerami Grant	Forward	Syracuse
40. Minnesota Timberwolves	Glenn Robinson III	Guard	Michigan
41. Denver Nuggets	Nikola Jokic	Center	Serbia
42. Houston Rockets	Nick Johnson	Guard	Arizona
43. Atlanta Hawks	Walter Tavares	Center	Spain
44. Minnesota Timberwolves	Markel Brown	Guard	Oklahoma State (Traded to Brooklyn)
45. Charlotte Hornets	Dwight Powell	Forward	Stanford
46. Washington Wizards	Jordan Clarkson	Guard	Missouri (Traded to Los Angeles Lakers)
47. Philadelphia 76ers	Russ Smith	Guard	Louisville (Traded to New Orleans)
48. Milwaukee Bucks	Lamar Patterson	Guard	Pittsburgh (Traded to Atlanta)
49. Chicago Bulls	Cameron Bairstow	Center	New Mexico
50. Phoenix Suns	Alec Brown	Center	Green Bay
51. New York Knicks	Thanasis Antetokounmpo	Forward	NBADL
52. Philadelphia 76ers	Vasilije Micic	Guard	Serbia
53. Minnesota Timberwolves	Alessandro Gentile	Forward	Italy
54. Philadelphia 76ers	Nemanja Dangubic	Guard	Serbia (Traded to San Antonio)
55. Miami Heat	Semaj Christon	Guard	Xavier (Traded to Oklahoma City)
56. Denver Nuggets	Roy Devyn Marble	Forward	Iowa (Traded to Orlando)
57. Indiana Pacers	Louis Labeyrie	Forward	France (Traded to New York)
58. San Antonio Spurs	Jordan McRae	Guard	Tennessee (Traded to Philadelphia)
59. Toronto Raptors	Xavier Thomas	Guard	San Diego State (Traded to Brooklyn)
60. San Antonio Spurs	Cory Jefferson	Forward	Baylor (Traded to Brooklyn)



# MISCELLANEOUS



## NBA INFORMATION

**New York**  
Olympic Tower  
645 Fifth Avenue  
New York, NY 10022  
Telephone: (212) 407-8000  
Fax: (212) 832-3861

**New Jersey**  
100 Plaza Drive  
Secaucus, NJ 07094  
Telephone: (201) 865-1500  
Fax: (201) 974-5973

**NBA CITY**  
6068 Universal Boulevard  
Orlando, FL 32819  
Telephone: (407) 363-5919  
Fax: (407) 370-3178

## INTERNATIONAL OFFICES

### EUROPE

Endeavour House  
189 Shaftesbury Avenue  
London, United Kingdom WC2H 8JR  
Telephone: 011-44-20-7420-8900

### Italy

Via Dogana 3  
20123, Milano, Italy  
Telephone: 011-39-02-8648-9361  
Fax: 011-39-02-809-250

### Spain

Pge. Empresarial 'La Finca'  
Edif. 17A, 1a  
28223 Pozuelo de Alarcon, Madrid, Spain  
Telephone: 011-34-911-517-101  
Fax: 011-34-911-517-120

### Turkey

Tarakci Caddesi  
Bele Gerden Stesi No:8  
Zekeriyaka Sariyer  
Istanbul, Turkey  
Telephone: 011-90-530-772-7975

### AFRICA

6th Floor World Trade Center, Cnr West Road South and Lower Road  
Morningside 2196  
Johannesburg, South Africa  
Telephone: 011-27-87-940-1333  
Fax: 011-27-0-867-26-6351

### INDIA

1st Floor, Parinee Crescenzo  
C38 & C39G Block, Bandra Kurla Complex  
Bandra (East) Mumbai, India 400051  
Telephone: 011-91-22-330-406  
Fax: 011-91-22-6155-4899

### BRAZIL

Av Borges de Medeiros, 633  
Sala 303 - Leblon  
Rio de Janeiro, RJ, Brazil 22430-041  
Telephone: 011-55-21-3206-6400  
Fax: 011-55-21-2586-6001

### MEXICO

Av Santa Fe 94, Torre A Piso 8  
Colonia Zedec Santa Fe  
Mexico City, Mexico 01210  
Telephone: 011-52-55-88511159  
Fax: 011-52-55-88511159

### CANADA

50 Bay Street, Suite 1402  
Toronto, Ontario  
Canada M5J 3A5  
Telephone: 416-682-2000  
Fax: 416-364-0205

### ASIA/PACIFIC

Hong Kong  
3101, The Lee Gardens  
33 Hysan Avenue  
Causeway Bay, Hong Kong  
Telephone: 011-852-2843-9600  
Fax: 011-852-2536-4808

### Taiwan

Suite 1303, No. 88, Section 2,  
Chung Hsiao East Road  
Taipei, Taiwan ROC 100  
Telephone: 011-886-2-2397-8000  
Fax: 011-886-2-2358-1098

### Korea

21/F Seoul Finance Center  
136 Sejong-Daero, Jung-Gu  
Seoul, Korea 100-768  
Telephone: 011-822-3782-6835  
Fax: 011-822-3782-4555

### China—Beijing

19th Floor, Office Tower 2,  
China Central Place,  
No. 79 Jianguo Road,  
Chaoyang District,  
Beijing 100025, China  
Telephone: 011-86-10-5200-8200  
Fax: 011-86-10-5200-8202

### China—Shanghai

Unit 2703-08, 27/F,  
Tower 2, Plaza 66  
1366 Nanjing West Road, Jing An District  
Shanghai 200040, China  
Telephone: 011-86-21-6137-2200  
Fax: 011-86-21-6288-9920

## 2014-15 NBA DEVELOPMENT LEAGUE DIRECTORY



**NBA D-League Office**  
Olympic Tower  
645 5th Avenue  
New York, NY 10022  
212-407-8700  
Media Relations Contact: Joanna Shapiro  
(jshapiro@nba.com)

### NBA D-LEAGUE TEAM OFFICES

**Austin Toros**  
12885 N. Highway 183, Suite 207  
Austin, TX 78750  
Tel: (512) 236-8333; Fax: (512) 236-8444  
Arena: Cedar Park Center  
Media Relations Contact: Perri Travillion  
(ptravillion@austintoros.com)  
NBA Affiliation: San Antonio

**Bakersfield Jam**  
1400 Norris Road; Bakersfield, CA 93308  
Tel: (661) 615-6550; Fax: (661) 615-6555  
Arena: Dignity Health Events Center  
Media Relations Contact: William Aquije  
(william@bakersfieldjam.com)  
NBA Affiliation: Phoenix

**Canton Charge**  
1101 Market Avenue North; Canton, OH 44702  
Tel: (330) 489-1701; Fax: (330) 489-1703  
Arena: Canton Memorial Civic Center  
Media Relations Contact: Sean Wyatt  
(swyatt@cantoncharge.com)  
NBA Affiliation: Cleveland

**Delaware 87ers**  
300 Martin Luther King Blvd., Suite 200;  
Wilmington, DE 19801  
Tel: (302) 504-7587; Fax: TBD  
Arena: Bob Carpenter Sports/Convocation Center  
Media Relations Contact: Alex Yoh  
(alexboh@sevens.com)  
NBA Affiliation: Philadelphia

**Erie BayHawks**  
110 East 8th Street; Erie, PA 16501  
Tel: (814) 790-5600; Fax: (814) 790-5608  
Arena: Erie Insurance Arena  
Media Relations Contact: Kevin Hagerty  
(kevin.hagerty@nbaerie.com)  
NBA Affiliation: Orlando

**Fort Wayne Mad Ants**  
1910 St. Joe Center Rd, Suite 61;  
Fort Wayne, IN 46825  
Tel: (260) 469-4667; Fax: (260) 469-4674  
Arena: Allen County War Memorial Coliseum  
Media Relations Contact: Audrey Siebrase  
(audrey@fortwaynehoops.com)  
NBA Affiliations: Atlanta, Brooklyn, Charlotte,  
Chicago, Denver, Indiana, L.A. Clippers,  
Milwaukee, Minnesota, New Orleans, Portland,  
Toronto, Washington

**Grand Rapids Drive**  
40 Monroe Center NW, Ste. 11,  
Grand Rapids, MI 49503  
Tel: TBD  
Arena: The DeltaPlex  
Media Relations Contact: Sarah Parfet Jbara  
(spj@ssjgroupllc.com)  
NBA Affiliation: Detroit

**Idaho Stampede**  
233 South Capitol Blvd., Suite 100;  
Boise, ID 83702  
Tel: (208) 388-4667; Fax: (208) 388-3845  
Arena: CenturyLink Arena  
Media Relations Contact: Ty Carter  
(travis@idahostampede.com)  
NBA Affiliation: Utah

**Iowa Energy**  
730 3rd Street; Des Moines, Iowa 50309  
Tel: (515) 564-8550; Fax: (515) 564-8551  
Arena: Wells Fargo Arena  
Media Relations Contacts: Mike Leighton,  
Patrick Jacobson (rburrell@iowanba.com,  
mleighton@iowanba.com)  
NBA Affiliation: Memphis

**Los Angeles D-Fenders**  
555 North Nash Street; El Segundo, CA 90245  
Tel: (310) 426-6000; Fax: (310) 426-6031  
Arena: Toyota Sports Center  
Media Relations Contact: TBD  
NBA Affiliation: Los Angeles Lakers

**Maine Red Claws**  
413 Congress Street; Portland, ME 04101  
Tel: 207-210-6655; Fax: 207-210-6659  
Arena: Portland Exposition Building  
Media Relations Contact: Evans Boston  
(eboston@maineredclaws.com)  
NBA Affiliation: Boston

**Oklahoma City Blue**  
208 Thunder Drive, Oklahoma City, OK 73102  
Tel: (918) 208-4800; Fax: (918) 429-7900  
Arena: Cox Convention Center  
Media Relations Contact: Ben Coldagelli  
(bcoldagelli@thunder-nba.com)  
NBA Affiliation: Oklahoma City

**Reno Bighorns**  
9393 Gateway Drive, Suite BH; Reno, NV 89511  
Tel: (775) 284-2622; Fax: (775) 853-1601  
Arena: Reno Events Center  
Media Relations Contact: Kyle Jones  
(kjones@renobighorns.com)  
NBA Affiliation: Sacramento

**Rio Grande Valley Vipers**  
4500 North 10th Street, Suite 315  
McAllen, TX 78504  
Tel: (956) 972-1144; Fax: (956) 972-1150  
Arena: State Farm Arena  
Media Relations Contact: Rebecca Sweat  
(rsweat@rgvipers.com)  
NBA Affiliation: Houston

**Santa Cruz Warriors**  
903 Pacific Avenue, Suite 101  
Santa Cruz, CA 95060  
Tel: (831) 466-3200; Fax: 831-466-3201  
Arena: Kaiser Permanente Arena  
Media Relations Contact: TBD  
(TBD)  
NBA Affiliation: Golden State

**Sioux Falls Skyforce**  
2131 South Minnesota Ave; Sioux Falls, SD 57105  
Tel: (605) 332-0605; Fax: (605) 332-2305  
Arena: Sanford Pentagon  
Media Relations Contact: Joe Millar  
(joe@skyforceonline.com)  
NBA Affiliation: Miami

**Texas Legends**  
2601 Avenue of the Stars, Suite 300;  
Frisco, TX 75215  
Tel: (214) 469-0822; Fax: (214) 469-0823  
Arena: Dr. Pepper Arena  
Media Relations Contact: Britney Wynn  
(bwynn@texlegends.com)  
NBA Affiliation: Dallas

**Westchester Knicks**  
198 Central Avenue, White Plains, NY 10606  
Tel: (914) 559-6870  
Arena: Westchester County Center  
Media Relations Contact: Katie Hatch (Katie.  
hatch@msg.com)  
NBA Affiliation: New York

## COMMUNITY INITIATIVES

As the New Orleans Pelicans begin their first year under the team's new identity, the organization will focus on two key initiatives critical to the future success and prosperity of the Gulf South region: the health and sustainability of our coastal wetlands and the health and fitness of our region's children.

In conjunction with our community and corporate partners, the Pelicans are developing outreach programs that will make this message known and positively impact and inspire the lives of individuals in our community.

The health of the coastal wetlands is vital to growth and success of the state and region. The Louisiana wetlands provide 30% of the seafood catch in the contiguous U.S. Our wetlands habitat is also home to a wide variety and number of wildlife and plants.

Over 80% of wetland loss in the United States occurs in Louisiana – the equivalent of 12 basketball courts is lost every 30 minutes. The Gulf Coast has lost more than 55% of the wetlands that were here when the first Europeans arrived in the 15th century – a loss of more than 100 million acres.

The Pelicans organization is an advocate for the health and wellness of children in the Gulf South. With the ongoing goal of helping kids find the excitement in being active, the Pelicans launched their Junior Training Camp program. Junior training camps will engage participants in activities focused on creating a fun and memorable basketball experience, while also being active and healthy.

To help support its community initiatives, the team hosts an annual gala, Toast to the Coast. For more information about the team's work in the Gulf South, visit Pelicans.com.



NBA Cares is the league's global social responsibility program that builds on the NBA's mission of addressing important social issues in the United States and around the world. Through this program, the NBA, its teams and players have donated more than \$237 million to charity, completed more than 3 million hours of hands-on community service, and created more than 895 places where kids and families can live, learn, or play, in 25 countries and territories on five continents. NBA Cares works with internationally recognized youth-serving programs that support education, youth and family development, and health-related causes, including: KaBOOM!, Special Olympics, YMCA, Boys and Girls Clubs of America, UNICEF, the Make-A-Wish Foundation, Share Our Strength and GLAAD.

# MEDIA



## FOLLOWING THE PELICANS

### Pelicans On FOX Sports New Orleans

The New Orleans Pelicans and FOX Sports New Orleans will begin their third year of bringing a variety of both home and road games into the homes of the Greater New Orleans area and Gulf South region. FSNO will broadcast 77 regular season games and is available statewide on cable and satellite providers. With the continuation of the affiliation comes a return to the broadcast team, with Joel Meyers (Play-by-Play), Ex-New Orleans Player David Wesley (Color Analyst) and Jennifer Hale (Sideline Reporter) all in their third year broadcasting games. Included will be a live 30-minute pre and post-game show as well as additional programming.



### Radio Network Flagship Station - WWL 105.3 FM

WWL 105.3 FM in New Orleans will broadcast all 82 regular season games and seven preseason matchups as the Pelicans enter third year of the multi-season agreement with Entercom Communications. Sean Kelley is in his 10th season as the radio voice of the Pelicans, while John DeShazier is in his third season as color analyst. Kelley & DeShazier will also host a weekly Thursday night coach's show with Pelicans head coach Monty Williams.



## 2014-15 RADIO AFFILIATES

<b>Flagship</b> New Orleans WWL 105.3-FM	Morgan City KBZE 105.9-FM Monroe KNBB 97.7-FM Thibodaux KTIB 640-AM New Iberia/Lafayette KANE 1240-AM Golden Meadow KLEB 1600-AM Larose KLRZ 100.3-FM	<b>Mississippi Affiliates</b> Jackson WSFZ 930-AM 3 Columbia WCJU 104.9-FM Gulfport/Biloxi WBUV 104.9-FM
<b>Louisiana Affiliates</b> Alexandria KDBS 1410-AM Baton Rouge WEMX 94.1-FM Franklin KFRA 1390-AM Houma KJIN 1490-AM		<b>Florida Affiliates</b> Pensacola WBSR 1450-AM

## COVERING THE PELICANS



**JIMMY SMITH**  
Times-Picayune  
Columnist



**JOHN REID**  
Times-Picayune Beat  
Writer



**NAKIA HOGAN**  
Times-Picayune Beat  
Writer



**DARREL WILLIAMS**  
The Advocate Beat  
Writer



**BOB STEINFELD**  
FSNO Producer



**GARY KIRBY**  
FSNO Director



**BUZZ CARRICK**  
FSNO Associate  
Producer



**GREG BENSEL**

**SENIOR VICE PRESIDENT OF COMMUNICATIONS & BROADCASTING**

With responsibilities that include serving as the team's official spokesman, overseeing all internal and external communications and being the primary liaison between the club and national and local media, Senior Vice President of Communications Greg Bense enters his 18th season with the Saints. In addition to overseeing all communications efforts for the Saints, Bense also serves in the same role for the NBA's New Orleans Pelicans.

In addition to his duties with both the Saints and Pelicans, Bense also manages the communications efforts of Saints Owner/Chairman of the Board Tom Benson's community giving and business enterprises.

Bense was promoted to his current position after serving for nine seasons as director of media & public relations. In addition to managing his staff, his duties include working with the NFL's network media partners, media operations for home and away games and planning the long-range public relations initiatives for the club.

Bense has also worked on the NFL public relations staffs for Super Bowl XXXII, XXXIII and XXXVI.

Prior to joining the Saints, Bense was director of media relations for the Super Bowl XXXI Host Committee and the Greater New Orleans Sports Foundation. He has also served on the media committee for the NCAA Men's Final Four, the SEC Men's Basketball Tournament and the Sugar Bowl.

A New Orleans native who graduated from Jesuit High School and Tulane, Bense started his professional career as a media relations administrator for the PGA of America in Palm Beach Gardens, Fla., where he served on the public relations staffs for the 1991 PGA Championship, the 1991 Senior PGA Championship and the 1991 Ryder Cup.



**JOEL MEYERS**

**TV PLAY-BY-PLAY ANNOUNCER**

Entering his third season with the New Orleans Pelicans as the team's television play-by-play announcer, Joel Meyers brings over 25 years of broadcast experience to the organization. Meyers came to New Orleans after six seasons as the Los Angeles Lakers' TV Play-By-Play announcer (2005-11) and two as the Lakers' radio play-by-play announcer (2003-2005). Meyers won two Emmy awards in his time as L.A.'s TV play-by-play man and previously served four years as the voice of San Antonio Spurs' television broadcast before joining the Lakers.

Having worked for ESPN over more than a decade calling college football, college basketball and professional golf, Meyers has also worked for NBC covering the NFL, two Olympic Games as well as the NBA and professional golf.

In addition, Meyers has worked Sunday nights for CBS/WestwoodOne for the past 10 years and will continue to call NFL action while also calling Big 12 college football on FSN every Saturday night.

A St. Louis native, Meyers attended the University of Missouri.



**DAVID WESLEY**

**TELEVISION COLOR ANALYST**

David Wesley enters his third season on the New Orleans Pelicans broadcast crew as a color analyst. Prior to returning to launch his broadcast career before the 2012-13 season, Wesley spent past two seasons as an assistant coach for the NBDL's Texas Legends following a 14-year NBA career. First landing with the Nets as an undrafted free agent for the 1993-94 season, Wesley went on to spend time with the Boston Celtics (1994-97), Charlotte/New Orleans Hornets (1997-2005), Houston Rockets (2005-2006) and finally the Cleveland Cavaliers (2006-07). Wesley was part of the inaugural team that returned from Charlotte to

New Orleans for the 2002-03 season.

During his career, the 6'0" shooting guard recorded career numbers of 12.5 points, 4.4 assists and 2.5 rebounds. He did not miss a game for three consecutive seasons between 1998-99 and 2000-2001 and also played all 82 games in 1995-96. He finished fourth in the NBA in three-point field goal percentage in 2002-03 and participated in the 2003 Three Point Shootout contest at All-Star Weekend.

Upon retiring in 2007, Wesley ranked second all-time (behind Moses Malone) in NBA history among undrafted players with 11,842 career points.

Born in San Antonio, Texas, Wesley attended Longview High School. He played one year of basketball at Temple College before transferring to Baylor University for his last three years. Wesley finished his college career at Baylor in '92.



**JEN HALE**

**SIDELINE REPORTER**

Jen Hale returns as the Pelicans' sideline reporter on FOX Sports New Orleans broadcasts, in addition to her duties as a sideline reporter for the NFL on Fox and a contributing writer for FoxSports.com. Hale is an award-winning sports journalist, who began her career as a political reporter and news anchor, before returning to her passion of sports as a sports anchor for WVUE, Fox 8.

She has won multiple Edward R. Murrow Emmy, and AP awards throughout her career.

Born in New Orleans, Jen grew up in Mobile, Ala., where she ran track, played softball and was a competitive gymnast. She returned to Louisiana to attend LSU's Honors College where she majored in Political Science. Jen was a captain of the LSU Cheerleading Squad, Miss LSU, LSU Homecoming Queen, a member of Delta Zeta Sorority and the Golden Key Honor Society.

Jen earned her Master of Science in broadcast journalism from Northwestern University in Chicago. She also attended The Fund for American Studies' Institute on Political Journalism at Georgetown University and completed a certificate on Irish Culture and Politics at University College Dublin in Ireland.

Jen published her first book, Historic Plantations of Alabama's Black Belt, in 2009 and is now working on her second publication.

She is also a RIAS Commission Fellow, spending several weeks in Germany and Belgium studying the German and European Union systems of government, press and trade.

Philanthropy is a big part of Jen's life. From volunteering at Lafayette Academy Charter School, to serving on advisory board for the Son of a Saint organization, to returning to Baton Rouge to emcee the Miss LSU pageant, which benefits Alzheimer's research and the Speech and Hearing Impaired Foundation, Jen is very active in the community.

Jen is a proud resident of the historic French Quarter. She enjoys running, cycling, cross fit and TRX. She also loves to ski and surf when vacations allow.





**SEAN KELLEY**

**RADIO PLAY-BY-PLAY ANNOUNCER**

Sean Kelley enters his tenth season as the radio play-by-play voice of the New Orleans Pelicans in 2014-15. In addition to his duties with the Pelicans, he also serves as the host of The Black and Blue Report, a 30-minute online radio show that focuses on news surrounding the Pelicans and Saints organizations, including exclusive interviews with players, coaches and executives from both franchises.

Prior to joining the Pelicans full time, Kelley spent two seasons as the primary radio studio host while also doing occasional play-by-play work in a fill-in role on the team's radio broadcasts.

Kelley served as the voice of the Tulane Green Wave from 2002-2005. While in that role, he provided play-by-play for the school's football, basketball and baseball action. He was also the host of the Tulane coach's television and radio shows. In addition to his work at Tulane, Kelley filled in as both radio play-by-play announcer and public address announcer for the New Orleans Zephyrs, the city's AAA baseball franchise.

Prior to his work with Tulane, Kelley was with KFRU-AM in Columbia, Mo., from 1998-2002. He was the station's sports director, anchor and host while doing play-by-play for the University of Missouri baseball team and also spent two years as the pre-game, halftime and post-game host for the Missouri Tiger Radio Network. Kelley's broadcast experience during that time also included work on the prep circuit announcing football and basketball on radio and television in Missouri and Illinois.

Kelley earned a degree in broadcast journalism from Southern Illinois University. He provided play-by-play for the Southern Illinois baseball and women's basketball teams from 1996-1998 and also spent time as sports director, anchor and host at WTOG-FM in Carbondale, Ill. Throughout his career, Kelley has worked as a talk show host, anchor and reporter at various special events, including the ACC Basketball Tournament. Away from basketball, Kelley serves as a firefighter with St. Tammany Parish Fire District 13.



**JOHN DESHAZIER**

**RADIO COLOR ANALYST**

John DeShazier enters his third season with the Pelicans radio broadcast team. DeShazier will serve as the color analyst on Pelicans radio broadcasts. In addition to his Pelicans duties, DeShazier is the primary writer for NewOrleansSaints.com and serves as a co-host of The Black and Blue Report, a 30-minute online radio show that focuses on news surrounding the Pelicans and Saints organizations

Prior to joining the Pelicans, DeShazier was a general sports columnist and sports writer for The Times-Picayune newspaper in New Orleans, from 1992-2012. During those 20 years he

covered and opined on local and state teams and also covered and opined on events including the NBA Finals, the Super Bowl, the NBA All-Star Game, the NCAA Final Four, the BCS National Championship Game and the Sugar Bowl.

Four times, he was honored by the Louisiana Sports Writers Association as having written the top high school or pro sports column in the state and once, by the Louisiana/Mississippi Associated Press Managing Editors for having written the top sports column.

A native of Macon, Ga., DeShazier graduated from Georgia College and State University in Milledgeville, Ga., in 1989 with a Bachelor of Science degree in journalism.

He has been a member of the Phi Beta Sigma Fraternity, Inc., since 1985, and is active in the New Orleans graduate chapter, Theta Beta Sigma.



**DOUG TATUM**

**EXECUTIVE DIRECTOR OF DIGITAL MEDIA**

Doug Tatum enters his second season with the New Orleans Pelicans as the Executive Director of Digital Media. Tatum oversees the direction of all digital media properties and the support staffs for both the Pelicans and the New Orleans Saints, including all social media accounts and all team related mobile and email platforms. He will also manage the team's overall digital marketing strategy, which include a daily podcast covering both teams called the Black and Blue Report.

Prior to joining the Pelicans, Tatum served 13 years, first as deputy then as lead sports editor, for the state's largest newspaper, The Times-Picayune. Tatum helped usher NOLA.com through a transition phase that saw the reduction of The Times-Picayune from a daily newspaper to a more digitally focused endeavor. Tatum was part of The Times-Picayune staff that received two Pulitzer Prizes for its coverage of Hurricane Katrina and its aftermath. Under his guidance, the sports staff of The Times-Picayune earned numerous state, regional and national awards for its work.

Tatum, a 1992 graduate of Western Kentucky University and native of Louisville, also previously served as an editor at The Cincinnati Enquirer and The (Louisville) Courier-Journal.

**DIGITAL MEDIA STAFF**



**BETH BLACKBURN**  
Digital Marketing  
Manager



**MICAH KAMLA**  
Digital Marketing  
Coordinator



**ASHLEY AMOSS**  
Digital Media Intern



**JUSTIN STOUT**  
Digital Media Intern



**JIM EICHENHOFER**

**PUBLICATIONS AND NEW MEDIA MANAGER**

Jim Eichenhofer begins his ninth full season with the Pelicans as publications and new media manager. Eichenhofer is the primary writer for Pelicans.com and the team's GameTime program. Since coming to the NBA in 2005, he has organized and directed many of the multi-team features that have appeared on NBA.com and individual team websites.

Prior to joining the Pelicans, Eichenhofer was a sportswriter for daily newspapers in Geneva, N.Y., and Auburn, N.Y., earning an Associated Press award for column writing. He has written over 100 feature articles for national basketball magazines SLAM, Inside Stuff and HOOP, interviewing and profiling NBA players such as Yao Ming, Chris Bosh, Tony Parker and Kevin Durant. He's written magazine articles on past New Orleans players including Tyson Chandler, Greivis Vasquez and Carl Landry. In addition to those national magazine assignments, he's written player and team features for the NBA All-Star Game and NBA Finals official programs. He has also appeared as a guest on NBA TV.

Eichenhofer is a native of Waterloo, N.Y. and graduate of Ithaca (N.Y.) College.



**LEW SHUMAN**

**DIRECTOR OF BROADCASTING**

Shuman is in his 22nd season with the New Orleans franchise, 11th as Broadcast Director. Shuman brings over 35 years of NBA Broadcast experience as a producer, director and team broadcast administrator. His responsibilities include all Radio and Television broadcast contract administration, Team Vendor operations with regards to mobile units (both broadcast and In-Arena) crews and broadcast personnel. Shuman serves as the team's TV and radio liaison with the NBA and individual team departments with regards to all broadcast related matters.

Shuman started his NBA career with 5 seasons as the Producer/Director for the World Champion Boston Celtics followed by a 2 year stint in a similar capacity with the Philadelphia 76ers before joining the organization as Producer/Director for all New Orleans broadcasts. His work has earned him 4 regional sports Emmys-2 with Boston and 2 with New Orleans. Shuman is a graduate of the University of Massachusetts-Boston.



**DANIEL SALLERSON**

**RADIO PRODUCER/STUDIO HOST**

Daniel Sallerson enters his fourth season as the radio producer/studio host of the New Orleans Pelicans in 2014-15. In addition to his duties with the Pelicans, he also serves as the producer of The Black and Blue Report, a 30-minute online radio show that focuses on news surrounding the Pelicans and Saints organizations, including exclusive interviews with players, coaches and executives from both franchises and The Monty Williams Show, a 30 minute radio show each week featuring Pelicans Head Coach Monty Williams.

Prior to joining the Pelicans full time, Sallerson spent one season as the radio intern for the Orlando Magic. Sallerson earned a degree in multimedia communication from Georgia Southern University.




**CHRIS TRAHANT**

**BROADCAST/COMMUNICATIONS COORDINATOR**

Chris Trahant enters his second season with the New Orleans Pelicans Basketball Communications department, his first as Pelicans Broadcast/Communications Coordinator. Trahant is responsible for assisting with the composition and editing of the media guide, creating and maintaining a database for all media and staff season credentials and assisting with the execution of day-to-day basketball communications responsibilities.

Trahant will also work with the Director of Broadcasting in fulfilling the day-to-day audio and video obligations to the team, as well as assisting the Radio Producer/Host and Radio/Television Broadcast Talent on securing content for use in the Pelicans' home and away broadcasts, day-to-day operation of the radio studio and digital radio production needs.

He transitions fully to the department this season after serving as New Orleans Saints/Pelicans Communications Intern for the 2013-14 season. Trahant is a New Orleans native who graduated from Jesuit High School and Louisiana State University.



**MATT RYAN**

**DIRECTOR OF BASKETBALL COMMUNICATIONS**

Matt Ryan enters his third season as the Director of Basketball Communications for the New Orleans Pelicans. Ryan oversees many of the daily aspects of the department such as the media guide, credentialing, writing news releases, fulfilling player and staff interview requests both locally and nationally, while maintaining statistical upkeep of player performances. As Director, Ryan represents the department on all team travel including road trips, All-Star events, Summer League and the NBA Draft. He transitioned to the department in 2012 after beginning his career with the New Orleans Saints communications department prior to the 2011 season. Ryan is a New Orleans native who graduated from Jesuit High School and Tulane University.



**LINDSEY MITCHELL**


**CORPORATE COMMUNICATIONS MANAGER**

Lindsey Mitchell begins her eighth season with the Pelicans, her fourth as corporate communications manager. Mitchell moved to the corporate side of the department prior to the 2011-12 season after serving as the basketball communications coordinator for four years. Mitchell is responsible for the day-to-day operations of the team's corporate communications efforts and will serve as a point of contact for all media outlets. She will also manage all internal communications within the organization. In addition to her responsibilities with the Pelicans, Mitchell also serves as the primary contact for Gayle M. Benson in regards to speaking engagements, appearances and charitable opportunities.

Mitchell started with the organization in August 2007 and spent four years on the basketball side of the department. In addition to her public relations role, Mitchell was also a contributor to the web site. A native of North Canton, Ohio, Mitchell spent a year as an assistant in the Rutgers Athletic Communications department. During her time with the Scarlet Knights, Mitchell served as the primary contact for seven sports and acted as the secondary contact for the women's basketball team, as well as helping execute the communications efforts for the football team.

Mitchell, a 2006 graduate of Bloomsburg University, worked for three years in the sports information department, while also participating in the Public Relations Student Society of America and chairing the Student-Athlete Advisory Committee. In four seasons as a member of the Huskies' tennis team, she helped the squad to three appearances in the NCAA Division II Sweet 16, as well as three conference titles.

Since moving to New Orleans, Mitchell has become engaged in the community through volunteer work. She currently serves as the media representative for the New Orleans affiliate of the Pancreatic Cancer Action Network, the national non-profit advocating for a cure for pancreatic cancer through research, patient support and community outreach. Mitchell has served on the board and been a member of the New Orleans Press Club, an organization comprised of journalists, journalism educators and public relations professionals that holds events and workshops focused on networking and professional development.



**WILL MCCLARAN**

**BASKETBALL COMMUNICATIONS MANAGER**

Will McClaran enters his first season with the New Orleans Pelicans Basketball Communications department. McClaran is the department's primary game notes writer and is responsible for writing news releases, maintaining team statistical databases, organizing game day operations, fulfilling external and internal media requests and accompanying the organization on team travel.

Prior to joining the Pelicans, McClaran served as the Director of Public and Community Relations for the Maine Red Claws of the NBA Development League. Not a stranger to New Orleans, McClaran was a Basketball Communications Intern with the Hornets during the 2008-09 season.

A native of Portland, Maine, McClaran holds both a Bachelor's and Master's in Sport Management from Nichols College (Dudley, MA), where he currently serves on the program's advisory board.

**Media Credentials**

Single game requests should be directed to the Pelicans communications office no later than noon the day before the game you wish to cover (Friday at noon for Sunday and Monday games). First-time requests must be in written form on company letterhead and received by the aforementioned deadline. Because of limited press seating, credentials and/or courtside seats cannot be guaranteed. Credentials are good for admittance to the press room, dining area, locker rooms and seating areas and may be picked up at the press entrance (located at the loading dock entrance, which is across the street from Lot #4 at the New Orleans Arena). Credentials must be worn at all times and are non-transferable. Any unauthorized use will subject the bearer to ejection from the arena and the forfeiture of the credential. An autograph request by a media member will also result in the forfeiture of the credential.

**Press Parking/Press Gate**

Working media should park in Lot #4 (off of Girod Street) and cross the street to enter the New Orleans Arena through the doors by the loading dock. You will be able to pick up your credential at a table in front of the security office windows upon entering the arena. Your name will be on a parking list held by the security guard at the entrance of the lot.

**Press Room**

The press room is located at the west end of the arena to the right of the loading dock areas and is open four hours before game time. We must limit press room usage to the working media and game staff only. We are not able to accommodate any family, friends or guests. Telephones, fax service, internet access, game notes, statistics, quotes and out-of-town scores are available in this area. Please use common courtesy in securing a quiet working environment in the press room.

**Pre and Post-Game Interviews**

In accordance with NBA policy, the locker rooms are open to members of the media until 45 minutes before the game and within 10 minutes after the game. Players and coaches are available for interviews at those times. Only working members of the media with valid credentials will be admitted to the locker room. Your cooperation is requested in maintaining a professional atmosphere in the locker room for pre and post game interviews. Per NBA policy, use of cellular phones in the locker room is prohibited. Head Coach Monty Williams will be available 105 minutes prior to tip-off outside the team's locker room and approximately 10 minutes following the game in the press room.

**Game Notes and Statistics**

Game notes and additional press materials are available in the press room three hours before each game. Statistics are distributed to the working media during the game and are also available in the press room. Post-game notes and quotes are distributed a short time following the completion of the game. Statistics monitors are provided at courtside for television and radio broadcasts as well as for print and television media.

**Photographers**

Season passes will be provided to accredited photographers from New Orleans area daily newspapers and television stations who plan on covering at least 30 of the Pelicans' 41 regular season home games. Weekly newspaper photographers will

be handled on an individual game basis. Photographs are also available from the communications department. Photographers must be on assignment for a publication to be credentialed. Limited space is available at each end of the court for both television and still photographers. Photographers must stay in the designated area. Photographers may not sit on equipment cases and live television cameras have first priority on location and right of way. All NBA league rules regarding photography apply.

**Meals**

A pre-game meal is served in the room adjacent to the media workroom at the arena two and a half hours before each game. Beverages and snacks are available in the press room at halftime and following each game.

**Practice Policy**

The Pelicans practice at a newly constructed practice facility, located at 5800 Airline Drive in Metairie, LA. Media should enter through the media entrance of the building (posted on the doors, located adjacent to the main entrance) and park in the general parking lot. Practices are closed to the public, but open for the final 15 minutes to the media. The players and coaches are available immediately following the practice for courtside interviews. Please contact the Pelicans communications department to confirm practice times and the availability of the players and coaches. Interviews lasting longer than five minutes should be scheduled in advance with the Pelicans communications department. Photographers and television crews may shoot the final 15 minutes of practice. There is a press area with phone access available to the media throughout practice.

**Directions From the N.O. Airport (Louis Armstrong) to the N.O. Arena**

Follow airport access road to I-10 East. Go approximately eight miles, stay in the right lanes at I-10/I-610 split (after Bonabel Blvd. Exit) and follow I-10 Eastbound towards downtown New Orleans. Go approximately three miles after the split, stay in the middle lanes and take the Superdome Exit. Turn right at the end of the ramp onto Girod Street. The arena is in the first block on your right. Driving time is approximately 30 minutes, but allow 45 minutes during rush hour.

**Directions From Downtown N.O. to the Pelicans Practice Facility**

Take I-10 westbound towards Baton Rouge. Exit 226 for Clearview Parkway South towards the Huey Long Bridge. Merge on to Clearview Parkway and turn right on to Airline Drive. Destination is 1.1 miles up Airline on the lefthand side. The duration of the trip is approximately 20 minutes. Please see above practice policy for parking and entrance instructions.