



2015-16 MEDIA GUIDE

PELICANS

2015-16 NEW ORLEANS PELICANS SCHEDULE

OCTOBER

SUN	MON	TUE	WED	THU	FRI	SAT	PS
				1	2	3	IND 6:00
4	5	6	7	8	9 PS ATL 6:00	10	
11	12 PS CHI 7:00	13	14	15	16	17 PS SAC 6:00	
18	19 PS HOU 7:00	20	21 PS ORL 6:00	22	23 PS MIA 7:00	24	
25	26	27 TNT GSW 9:30	28 POR 9:00	29	30	31 FSNO GSW 6:30	

FEBRUARY

SUN	MON	TUE	WED	THU	FRI	SAT	PS
	1 FSNO MEM 7:00	2	3 FSNO SAS 7:30	4 TNT LAL 7:00	5	6 FSNO CLE 6:30	
7	8 FSNO MIN 7:00	9	10 FSNO UTA 7:00	11 OKC 7:00	12 BAL 7:00	13 DAL 7:00	
14 BAL 7:00	15	16	17	18	19 FSNO PHI 7:00	20	
21 FSNO DET 2:30	22	23 FSNO WAS 6:00	24	25 TNT OKC 7:00	26	27 FSNO MIN 6:00	
28	29						

NOVEMBER

SUN	MON	TUE	WED	THU	FRI	SAT	PS
1	2	3 FSNO ORL 7:00	4	5	6 FSNO ATL 7:00	7 FSNO DAL 7:30	
8	9	10 FSNO DAL 7:00	11 FSNO ATL 7:00	12	13 FSNO TOR 6:30	14	
15 FSNO NYK 11:00AM	16	17 FSNO DEN 7:00	18 OKC 7:00	19	20 SAS 7:00	21	
22 FSNO PHX 5:00	23	24	25 FSNO PHX 8:00	26	27 FSNO LAC 9:30	28 FSNO UTA 8:00	
29	30						

MARCH

SUN	MON	TUE	WED	THU	FRI	SAT	PS
		1	2 HOU 7:00	3 SAS 7:00	4	5 UTA 6:00	
6	7 FSNO SAC 7:00	8	9 CHA 6:00	10	11 FSNO MEM 7:00	12 FSNO MIL 6:30	
13	14 GSW 9:30	15	16 FSNO SAC 9:00	17	18 FSNO POR 7:00	19	
20 FSNO LAC 5:00	21	22 MIA 7:00	23	24 FSNO IND 6:00	25	26 FSNO TOR 6:00	
27	28 FSNO NYK 7:00	29	30 FSNO SAS 7:30	31 FSNO DEN 7:00			

DECEMBER

SUN	MON	TUE	WED	THU	FRI	SAT	PS
		1 MEM 7:00	2 HOU 7:00	3	4 CLE 8:30	5	
6	7 FSNO BOS 7:00	8	9	10	11 FSNO WAS 7:00	12 FSNO CHI 7:00	
13	14 FSNO POR 9:00	15	16 FSNO UTA 8:00	17	18 PHX 9:30	19	
20 FSNO DEN 7:00	21	22	23 FSNO POR 7:00	24	25 MIA 11:00AM	26 FSNO HOU 6:00	
27	28 FSNO ORL 6:00	29	30	31 FSNO LAC 7:00			

APRIL

SUN	MON	TUE	WED	THU	FRI	SAT	PS
					1	2	
3 FSNO BKN 12:00	4	5 FSNO PHI 6:00	6 FSNO BOS 6:30	7	8 FSNO LAL 7:00	9 FSNO PHX 6:00	
10	11 FSNO CHI 7:00	12	13 FSNO MIN 7:00				

JANUARY

SUN	MON	TUE	WED	THU	FRI	SAT	PS
					1	2 FSNO DAL 7:30	
3	4	5	6 FSNO DAL 7:00	7	8 FSNO IND 7:00	9	
10 FSNO LAC 2:30	11	12 FSNO LAL 9:30	13 FSNO SAC 9:00	14	15 FSNO CHA 7:00	16	
17	18 MEM 1:30	19 FSNO MIN 7:00	20	21 FSNO DET 7:00	22	23 FSNO MIL 6:00	
24	25 FSNO HOU 7:00	26	27	28 FSNO SAC 7:00	29	30 FSNO BKN 6:00	
31							

SCHEDULE KEY

PS	PRE-SEASON ROAD GAME
PS	PRE-SEASON HOME GAME
	AWAY GAME
	HOME GAME
BAL	ALL-STAR WEEKEND (TORONTO)
FSNO	BROADCAST ON FOX SPORTS NEW ORLEANS
ESPN	BROADCAST ON ESPN
TNT	BROADCAST ON TNT



CREDITS

Editors.....Matt Ryan, Chris Trahant, Lindsey Mitchell, Will McClaran
Associate Editors..... Jim Eichenhofer
Design, Layout and Production.....Eddie Coe, Rachel Bickert
Photography.....Layne Murdoch, NBA Photos
Special Thanks.....Randy Robles, Bob Rosen, Chris Thorn and the Elias Sports Bureau

© 2015 New Orleans Pelicans

All NBA and team insignia depicted in this publication are the property of NBA Properties, Inc. and the respective teams of the NBA and may not be reproduced for commercial purposes without the prior written consent of NBA Properties, Inc.

The information contained in this publication was compiled by the New Orleans Pelicans and is provided as a courtesy to our fans and the press and may be used only for personal or editorial purposes. Any commercial use of this information is prohibited without the prior written consent of the New Orleans Pelicans.

TABLE OF CONTENTS

OWNERSHIP		TEAM HISTORY	
7	Tom Benson	85	Year-by-Year Coaches/Assts/ Execs
13	Gayle Benson	160	Year-by-Year Statistics
15	Dennis Lauscha	161	All-Time Roster
16	Executive Staff	162	All-Time Transactions
ADMINISTRATION		166	Draft History
18-19	Marketing	163	Award Winners
20-22	Ticket Sales, Service, & Operations	163	All-Star Weekend
23-24	Finance	164-165	All-Time Collegiate Roster
25	Corporate Partnerships	165	All-Time Numerical Roster
26	Legal	165	Franchise Firsts
BASKETBALL OPERATIONS		166	All-Time Attendance Totals
29	Mickey Loomis	166	All-Time Preseason Results
30	Dell Demps	167	Records
31-32	Alvin Gentry	168-169	
32	Darren Erman	169	
33	Robert Pack		
	Phil Weber		
34	Fred Vinson		
	Kevin Hanson		
	Elvis Valcarcel		
35	Jamelle McMillian		
	J.J. Polk		
	David Booth		
	Shane Kupperman		
36	Marc Chasanoff		
	Dan Purcell		
	Bryson Graham		
	Matt Whinney		
37	Duane Brooks		
	Jason Sumerlin		
	Michael Ruffin		
38	David Jovanovic		
	Basketball Operations Staff		
PLAYERS		RECORDS	
40	Roster	124-125	Team Highs/Lows
41-42	Alexis Ajinca	126-127	Opponent Team Highs/Lows
43-44	Ryan Anderson	128	Individual Highs
45-46	Omer Asik	129	Opponent Individual Highs
47-48	Luke Babbitt	130	Miscellaneous Records
49-50	Norris Cole		All-Time Top Team Performances
51-52	Dante Cunningham		All-Time Top Individual Performances
53-55	Anthony Davis	131	Rookie Highs
56-57	Toney Douglas	132	Margins/Leads/Highest Score
58-59	Tyreke Evans		Top Scoring Performances
60-61	Alonzo Gee		Consecutive Games Records
62-64	Eric Gordon		Triple-Doubles
65-66	Jrue Holiday		20-Point/20-Rebound Performances
67-68	Kendrick Perkins	133	Year-by-Year Comparisons
69-70	Quincy Pondexter	134	Record When
71-72	Ish Smith	135	Record by
		136	Year-by-Year Leaders
		137	Year-by-Year NBA Rankings
		138	Career Leaders
		139	Franchise Bests
		140-142	Playoff Records
			All-Time Game-by-Game
			Year-by-Year Statistics
		143	Playoff Team Highs and Lows
		144	Playoff Individual Highs
		145	Top Team Performances
		146	Top Individual Performances
		147	Playoff Leaders
2014-15 SEASON SUMMARY		MEDIA	
75	Final Roster & Statistics	171	Following the Pelicans/Affiliates
76	Game-by-Game Final Results	172	Greg Bensel
77	Team Highs and Lows		Joel Meyers
78	Individual Highs	173	David Wesley
79	Top Team Performances		Jen Hale
	Top Individual Performances	174	Sean Kelley
	Miscellaneous Statistics	175	John DeShazier
80-82	Leadership		Doug Tatum
83	Missed Games		Digital Media Staff
			Jim Eichenhofer
		176	Lew Shuman
			Daniel Sallerson
		177	Chris Trahan
			Matt Ryan
			Lindsey Mitchell
		178	Will McClaran
			Media Guidelines & Policies
OPPONENTS/NBA		MISCELLANEOUS	
149	Atlanta Hawks	181	Smoothie King Center
	Boston Celtics	182	Ticket Map
150	Brooklyn Nets		Practice Facility
	Charlotte Hornets	183	Logos/Marks
151	Chicago Bulls	184	Uniforms
	Cleveland Cavaliers	185	Court Design
152	Dallas Mavericks	186	NBA Information
	Denver Nuggets		International Offices
153	Detroit Pistons	187	2015-16 NBA Development
	Golden State Warriors		League Directory
154	Houston Rockets	188	Community Investment
	Indiana Pacers		NBA Cares
155	Los Angeles Clippers		
	Los Angeles Lakers		
156	Memphis Grizzlies		
	Miami Heat		
157	Milwaukee Bucks		
	Minnesota Timberwolves		
158	New York Knicks		
	Oklahoma City Thunder		

GENERAL INFORMATION



Business Office Address
5800 Airline Drive
Metairie, LA 70003
(504) 593-4700
www.pelicans.com

2015-16 KEY DATES

October 27	2015-16 Season Tips Off
January 5	10-day Contracts can now be signed
January 10	All Contracts are guaranteed for remainder of the season
February 12-14	2016 NBA All-Star (Toronto, Canada) (full break runs Feb.12-17)
February 18	2016 NBA Trade Deadline (3 p.m. ET)
April 13	Last Day of 2015-16 Regular Season
April 16	2016 NBA Playoffs begin
April 24	NBA Draft Early Entry Eligibility Deadline (11:59 p.m. ET)
May 2	Conference Semifinals begin (possible move-up to April 30 or May 1)
May 17	Conference Finals begin (possible move-up to May 15 or 16)
May 17	2016 NBA Draft Lottery
June 2	The Finals begin
June 13	NBA Draft Early Entry Withdrawal Deadline (5 p.m. ET)
June 23	2016 NBA Draft

NBA ALIGNMENT

WESTERN CONFERENCE

Northwest Division

Denver Nuggets
Minnesota Timberwolves
Oklahoma City Thunder
Portland Trail Blazers
Utah Jazz

Pacific Division

Golden State Warriors
Los Angeles Clippers
Los Angeles Lakers
Phoenix Suns
Sacramento Kings

Southwest Division

Dallas Mavericks
Houston Rockets
Memphis Grizzlies
New Orleans Pelicans
San Antonio Spurs

EASTERN CONFERENCE

Central Division

Chicago Bulls
Cleveland Cavaliers
Detroit Pistons
Indiana Pacers
Milwaukee Bucks

Southeast Division

Atlanta Hawks
Charlotte Hornets
Miami Heat
Orlando Magic
Washington Wizards

Atlantic Division

Boston Celtics
Brooklyn Nets
New York Knicks
Philadelphia 76ers
Toronto Raptors

STAFF DIRECTORY

EXECUTIVE

Tom Benson.....Owner
Gayle Benson.....Executive Officer
Melissa Manwaring.....Executive Assistant to the Owner
Melissa Hoadley.....Executive Assistant to the Executive Officer
Chris Peck.....Personal Security to Ownership

BASKETBALL OPERATIONS

Mickey Loomis.....Executive Vice President/Basketball
Operations
Dell Demps.....Senior Vice President of Basketball
Operations/General Manager
Debbie Gallagher.....Executive Assistant to the EVP/GM
Jimmy Polk.....Executive Director of Basketball Administration
David Booth.....Director of Player Personnel
Shane Kupperman.....Director of Basketball Operations
Marc Chasanoff.....Coordinator of Pro Player Personnel
Dan Purcell.....Basketball Operations Manager
Terrance Martin.....Director of Player Programs
Josh Steele.....Basketball Operations Assistant
Matt Whinrey.....Head Video Coordinator
Somak Sarkar.....Basketball Operations Strategic Analyst
Chucky Brown.....Scout
John Cariedo.....Scout
Patrick Spurgin.....Scout
Bryson Graham.....Scouting Coordinator
Randy Greenup.....Director of Team Security

COACHING

Alvin Gentry.....Head Coach
Darren Erman.....Lead Assistant Coach
Robert Pack.....Assistant Coach
Phil Weber.....Assistant Coach
Fred Vinson.....Assistant Coach
Kevin Hanson.....Assistant Coach
Jason Sumerlin.....Head Strength Coach
Elvis Valcarcel.....Special Assistant to the Head Coach
Janelle McMillan.....Player Development Coach
Michael Ruffin.....Assistant Strength Coach
Jason Brown.....Assistant Video Coordinator
Brian Ormandy.....Assistant Video Coordinator

ATHLETIC TRAINING

Duane Brooks.....Head Athletic Trainer
Todd Hooks.....Athletic Training Assistant
Jared Lewis.....Physical Therapist

EQUIPMENT

David Jovanovic.....Equipment Manager
Kory Johnson.....Assistant Equipment Manager/Travel
Coordinator

COMMUNICATIONS

Greg Benschel.....Senior Vice President of Communications &
Broadcasting
Matt Ryan.....Director of Basketball Communications

Lindsey Mitchell.....Corporate Communications Manager
Will McClaran.....Basketball Communications Manager
Chris Trahan.....Basketball Communications Coordinator

BROADCASTING

Lew Shuman.....Director of Broadcasting
Daniel Sallerson.....Radio Producer
Joel Meyers.....TV Play-by-Play Announcer
David Wesley.....TV Color Analyst
Sean Kelley.....Radio Play-by-Play Announcer
John DeShazier.....Radio Color Analyst

DIGITAL MEDIA

Doug Tatum.....Executive Director of Digital Media
Jim Eichenhofer.....Publications & New Media Manager
Beth Blackburn.....Digital Marketing Manager
Tim LeBlanc.....Digital Marketing Coordinator
Ashley Amoss.....Digital Media Video Intern

ADMINISTRATION

Dennis Lauscha.....President
Jeanne Brown.....Executive Assistant to the President
Vicky Neumeyer.....Senior Vice President/General Counsel

FINANCE & ACCOUNTING

Ed Lang.....Senior Vice President/Chief Financial Officer
Diane North.....Controller
Brittany Hoard.....Senior Staff Accountant
Jennifer Dhir.....Staff Accountant
Jackie Bruce.....Accounting Specialist

HUMAN RESOURCES

Pat McKinney.....Executive Director of Human Resources
Mary Vinet.....Human Resources Generalist
Alyssa Hadden.....Human Resources Coordinator

INFORMATION TECHNOLOGY

Jeff Huffman.....Director of Information Technology
Jody Barbier.....Information Technology Manager
Kevin Brewer.....Computer Systems Administrator
Chris Chapital.....Desktop Support Specialist
Brad Millet.....Desktop Support Specialist

BUSINESS/ADMINISTRATION

Frank Depizzo.....Director of Operations
Jeff Gosey.....Director of Business Analytics
Mike King.....Database & Analytics Systems Analyst
Dave Favaloro.....Business Analytics Coordinator
Samantha Berenter.....Business Analytics Sponsorship
Coordinator

MARKETING & BUSINESS DEVELOPMENT

Ben Hales.....Senior Vice President of Marketing &
Business Development

MARKETING & CREATIVE SERVICES

Jessica Richardson.....Senior Director of Marketing
Eddie Coe.....Senior Graphic Designer

Leo Freeman.....Graphic Designer
Keith Claverie.....Creative Services Coordinator
Rachel Bickert.....Creative Services Intern

EVENT PRESENTATION

Josh Richardson.....Executive Director of Live Programming
& Broadcasting
Samantha Carducci.....Director of Live Programming
James Crosbie.....Director of Video Production
Ashley Deaton.....Dance Team Manager
Lindsey Hages.....Live Programming & Entertainment Manager
Kenneth Holmes.....Live Programming & Entertainment Intern
Eddie Johnson.....Director of Promotions & Game Day
Operations
Peter Boraks.....Mascot Coordinator
Nicole Collins.....Arena Host
Alyssa Brosky.....Promotions & Game Day Operations
Coordinator
Rebecca Schick.....Promotions & Game Day Operations Intern
Fred Ruckert.....Marketing & Broadcast Coordinator
Ben Fallin.....Senior Motion Graphics Manager
Emily Barbin.....Motion Graphics Coordinator
Patrick Lebby.....Shooter/Editor
Matthew Seaton.....Video Production Intern
Jordan Alexander.....Motion Graphics Intern

COMMUNITY RELATIONS

Stephen Pate.....Senior Director of Community and
Government Outreach
Julie Borsch.....Community Affairs Manager
Johnny Pizzo.....Community Affairs Coordinator

TICKET & SUITE SALES

Michael Stanfield.....Senior Vice President of Sales
Bryan Ross.....Senior Director of Ticket Sales, Service
& Operations
Alex Hamilton.....Director of Ticket Operations
Mike Karczewski.....Ticket Operations Coordinator
Angela Leon.....Administrative Assistant Ticket Operations
Jeremiah Frigo.....Ticket Operations Associate
Anthony Parilla.....New Business Development Manager
Kirk Cohen.....New Business Account Executive
Emile Maffei.....New Business Account Executive
Eddie Rascon.....New Business Account Executive
Eron Rousell.....New Business Account Executive
Will Smith.....New Business Account Executive
David Stern.....New Business Account Executive
Robert Minter.....Director of Premium Seating
Kevin Ferguson.....Premium Sales Account Executive
Brian Bean.....Premium Sales Account Executive
Ashley Thiedke.....Director of Premium Services
Virginia Pace.....Premium Service Coordinator
Josh Feinberg.....Director of Ticket Sales & Service
Zach Lichstein.....Account Executive
Jon Gibson.....Account Executive
Kyle George.....Account Executive
Chris Guidry.....Senior Group Sales Account Executive
Denton Hunter.....Senior Group Sales Account Executive
Preston Hayden.....Group Sales Executive
Chase McVay.....Group Sales Executive
Jesse Nantz.....Group Sales Executive
Matt Perrin.....Group Sales Executive

Lynne Firmin.....Group Service Manager
Chris Harpster.....Group Service Associate
Ross Panepinto.....Group Service Associate
Jasmine Travers.....Group Service Associate
Blake Simon.....Season Ticket Service & Retention Manager
Gena Boudreaux.....Senior Account Executive
Courtney Gros.....Senior Account Executive
Emile Moussa.....Senior Account Executive
Tim Gryzch.....Service & Retention Account Executive
Stephanie Harpster.....Service & Retention Account Executive
Corey Neuberger.....Service & Retention Account Executive
Rob Scholl.....Service & Retention Account Executive
Mario Scarfalloto.....Service & Retention Account Executive


CORPORATE PARTNERSHIPS

Jean-Paul Dardenne.....Senior Vice President of Corporate
Partnerships
Chase Jones.....Director of Corporate Partnership Marketing
Keira Durette.....Director of Corporate Partnership Activation
Sam Cole.....Director of Corporate Partnership Sales
Chase Atkinson.....Corporate Partnership Account Executive
Jeff Fischer.....Corporate Partnership Account Executive
Nicole Blum.....Corporate Partnership Activation Manager
Claude Flot.....Corporate Partnership Activation Specialist
Eavan Martin.....Corporate Partnership Activation Specialist
Kellin Zalneraitis.....Corporate Partnership Activation Specialist
Samantha Priefer.....Corporate Partnership Activation Intern

CONSULTANTS - MEDICAL STAFF

Dr. Scott Montgomery.....Team Physician
Dr. Matthew McQueen.....Team Physician

OWNERSHIP



TOM BENSON

OWNER

Tom Benson's pronouncement upon taking on ownership of the New Orleans Saints that he would one day bring a championship to his hometown came to fruition on February 7, 2010 when his Saints defeated the Indianapolis Colts, 31-17, in Super Bowl XLIV.

The Saints' successful march to the National Football League's Championship level has been the crown jewel of many highlights that the franchise has experienced both on and off the field since 2006. This period, featuring the Super Bowl title, two NFC Championship appearances, three division championships and five playoff berths, combined with a commitment to rebuild and enhance the Gulf South region, has embodied the testament and

realization of the principles that Mr. Benson has instilled in the Saints' organization throughout his 30 years of team ownership.

The essential qualities and directives of Mr. Benson's ownership tenure of the Saints have been unadorned – direct all of his efforts and resources towards bringing the fans what have been consistently new levels of success on the football field, all the while supporting his hometown and the entire region by investing in the community. Mr. Benson has understood since purchasing the club in 1985 that the Saints are part of the fabric of the Gulf South: a cornerstone of the region economically and he has made them a leader in charitable causes.

Mr. Benson's tenure of ownership has been a period defined by historic advancements in successes, whether it be measured by victories, playoff appearances, Mercedes-Benz Superdome attendance figures, national television coverage, positive economic impacts both locally and regionally, as well as serving as one of the most philanthropic and charitable citizens in the city's rich and colorful history. He is also the owner of the National Basketball Association's New Orleans Pelicans.

During his ownership and leadership of the Saints, Mr. Benson has helped drive the evolution of the team's legion of fans support that reached new heights with the Mercedes-Benz Superdome being sold-out on a season ticket basis for every campaign since 2006, with a waiting list of over 73,000 people. By the end of the 2015 regular season, the consecutive sellout streak will extend to 101 games. These supporters turned out in record numbers to welcome the Saints home from their Super Bowl victory for a downtown New Orleans parade that exceeded 800,000 spectators.

While his work within the organization and the Saints' turnaround is well documented, his efforts have also paid dividends for the city and the surrounding area. During his ownership tenure, the city has hosted five Super Bowls, including Super Bowl XLVII, which was played on February 3, 2013, following a vote by NFL owners after Mr. Benson directed a successful campaign during the annual league meetings in 2009. He's been the driving force behind each campaign to secure the contest. Each Super Bowl has been an economic windfall, the most recent totaling \$480 million, not to mention the exposure and charitable contributions the NFL makes during Super Bowl week that extends for generations.

Mr. Benson has made the objectives of success, support and investment in the region not only his personal direction daily, but the core values of the entire organization. Not surprisingly, success has followed, both on the field and off. When he purchased the team, the Saints entered the most compelling and memorable period in franchise history. Prior to his arrival, the club's fans had never enjoyed a winning record, celebrated a division title or experienced the thrill of playoff victories.

Mr. Benson's impact was immediate. Two years after assuming the reins of the organization, the Saints hosted their first playoff contest. After multiple winning seasons, playoff berths and division titles since, the franchise has reached new heights, topped by the Super Bowl title.

His dedication to the Gulf South region has been among Mr. Benson's most rewarding endeavors. Since 2005, the New Orleans native has positioned the Saints as a leader in the recovery of the region in the wake of Hurricane Katrina, the worst natural disaster in our nation's history. The club was among the first major businesses to return to New Orleans, and in 2006 had a thrilling season that became an inspiration for a region on the mend. In 2010, through his leadership, the club established the Saints Gulf Coast Renewal Fund, which raised over \$1.5 million through the raffle of a Super Bowl ring and the 2012 raffle of Saints and Pelicans gameday experiences. Over \$1 million has been distributed to charities, such as the local chapters of the Second Harvest Food Bank and Catholic Charities to help provide support of those affected by the 2010 oil spill in the Gulf of Mexico and Hurricane Isaac. The efforts of the organization have continued to lift the community, with the team serving as an economic engine and a pacesetter in philanthropic contributions.

Under Mr. Benson's guidance, he and the Saints have been a focal point for healing and restoration – annually putting millions in charitable contributions, goods and services back into the entire Gulf South. He pledged the club's commitment to the region was firm and lasting, with his focus on building a stronger and more unified city. It's a direction that continues to evolve and expand.

Some of Mr. Benson's most ambitious projects to date have occurred in New Orleans' Central Business District, directly adjoining the Mercedes-Benz Superdome, starting with his 2009 purchase of the formerly vacant and blighted Dominion Tower. As part of the agreement, Benson and his family also purchased the unoccupied New Orleans Centre. The two important commercial spaces, which were vacant since Katrina struck the Gulf Coast in 2005, have returned the CBD into a more vibrant and viable sector of New Orleans and revitalized an area that was largely ignored for four years. The newly renovated Benson Tower has served as a boon to this important business corridor, while "Champions Square", which made its debut in 2010 adjacent to the former mall, is continually being developed and enhanced with the ultimate objective of producing a world-class sports and entertainment destination.

Mr. Benson's economic investment plan, which included 2009 agreements on both a private and public level, has revitalized the Mercedes-Benz Superdome area, and the agreement with the state included a dramatic modernization of the stadium which was completed in 2011. Following the debut of the renovations, the Saints, under Mr. Benson's leadership, and Mercedes-Benz USA reached a 10-year agreement to rename the facility the "Mercedes-Benz Superdome." The stadium upgrades and rebranding with his help include a legion of new enhancements that have significantly improved the fan experience for all events at the Mercedes-Benz Superdome and kept the building competitive with new facilities across the country.

Since its opening in 1996, Mr. Benson has strived to keep the club's practice facility in Metairie among the NFL's elite. In 2003, an indoor practice facility and cafeteria were constructed, along with significant upgrades to the team's locker room, training room and weight room. Significant expansions and a remodeling in 2012 and 2013, assured that the facilities would remain at the top level of professional sports teams, while housing the full capabilities of two major league sports clubs.

Mr. Benson's vision of what an NFL club should be off the field – proactive, with a positive impact on the prosperity of the community and the charities that support the less fortunate – has been the determining factor of the Saints' approach.

The Saints' owner has not only reached out by supporting charities, but also by recognizing that the future of the area's economy depends on keeping major businesses and employers in the Gulf South locally-owned. His philosophy is to rebuild the economy by developing the infrastructure of the region from the inside, and Mr. Benson has made two other large investments in the city's future, encouraging a number of other businesses to follow his example.

In 2008, he purchased WVUE, making FOX-8 the only network-affiliated television station in the New Orleans market that is wholly locally owned. After researching the trends of the media industry, Mr. Benson discovered television stations have increasingly become parts of national media conglomerates, and his focus remains on keeping Louisiana businesses, such as WVUE, owned by those with ties to the state.

In June, 2012, Mr. Benson continued his commitment to the Gulf South by purchasing the NBA Hornets franchise, which was successfully rebranded as the Pelicans. His objectives in ownership of the basketball team are the same as his stewardship of the Saints: to produce a team on-the-court that will compete for championships every year, while making a significant positive impact off-the-court in the community.

Since 2006 – when New Orleans captured the nation's imagination by winning the NFC South and advancing further into the postseason than ever before – the Saints have been symbolic of the region's resolve and grit, though Benson, as usual, chooses to work quietly in the background.

His tenure as owner has been defined by honesty, dedication, loyalty and commitment to the city, region, Saints and the NFL. When Mr. Benson initially became interested in purchasing the club in 1985, he was motivated by the threat of out-of-town investors planning to move the club from New Orleans. He was certainly a fan of the game and the Saints, but the sport had yet to become one of his passions.

As one of the area's top businessmen, Mr. Benson recognized the importance of the team to the region and immediately spearheaded the effort to keep the Saints. But unlike others at the time, it wasn't just an emotional plea. He pooled all of his resources, purchased the club in 1985 and preserved the Saints for the team's legion of fans across the area. And the once-rampant speculation that the club was moving immediately ceased.

While Mr. Benson's initial motivation for purchasing the team was to ensure it did not leave New Orleans, all of the Saints' best seasons have come since his arrival, and his goal remains for the club to rank among the most admired franchises in all of sports, a feat that took a monumental step forward with the Saints' first-ever NFC and NFL championships in 2009 and their continued success.

Following the 2009 season, ESPN The Magazine ranked the Saints first among professional sports organizations, based on several criteria.

Benson's significant contributions in the sports, business and charitable arenas have been recognized by several honors. Since becoming involved with the Saints, his accomplishments have been recognized through his induction into the Louisiana Sports Hall of Fame (2014), the Junior Achievement Business Hall of Fame (New Orleans Chapter-2013), the Saints Hall of Fame (2012), the San Antonio Business Hall of Fame (2011) and the Texas Business Hall of Fame (2007). In 2015, he was honored by New Orleans CityBusiness as one of the region's 35 "Driving Forces" for his contributions to the community since Hurricane Katrina.

So perhaps the Saints' successes in the years since were to be expected. Football was a new business for Mr. Benson when he arrived on the scene, but he was a quick learner and followed his lifelong professional philosophy of finding the right people and giving them the freedom to handle their responsibilities.

Mr. Benson also immediately emerged as one of the most trusted and valued figures in the league. He has played a key role in many capacities, including serving three stints as Chairman of the Finance Committee, one of the league's most difficult, time-consuming and influential positions, his most recent term ending in 2013. The assignment is evidence of the respect and esteem in which successive NFL commissioners and his fellow NFL owners hold him.

Always a supporter of those who have made the game of football great, In 2014 Mr. Benson pledged two significant gifts totaling \$11 million to the Pro Football Hall of Fame, the largest gift by an individual in the Hall's history. \$10 million has been earmarked for the immediate renovation of the Hall's on-site stadium, which hosts the annual Enshrinement Ceremony, the NFL Hall of Fame game, two college teams and two high school teams in Canton, Ohio. In his honor, the field has been renamed "Tom Benson Hall of Fame Stadium." The additional \$1 million is the first donation towards the establishment of the Hall of Fame's Legends Landing program, a mixed-use residence that will include room for Hall of Famers and former NFL Players. In 2010, he served as the presenter for Rickey Jackson's induction into the Hall of Fame.

Community involvement has been the hallmark of the Benson era since he became the owner of the team, and because of those efforts the World Sports Humanitarian Hall of Fame has twice recognized the club as one of the five most charitable professional organizations. Benson was selected by the Volunteers of America as the winner of its annual Good Samaritan Award in Philanthropy in recognition of his work in the wake of Hurricane Katrina. In 2010, he was honored by Loyola University with the school's *Integritas Vitae* Award, the New Orleans school's highest honor. The award is annually presented to an individual who exemplifies the qualities Loyola seeks to instill in its students. The recipient is chosen for displaying high moral character and selfless service, without expectation of material reward or public recognition, and adhering to the principles of honesty, integrity, justice and the preservation of human dignity. In addition, Mr. Benson was honored by the New Orleans chapter of CRIMESTOPPERS with the James J. Coleman Corporate Partner Award for his continued support of the national non-profit organization that works with law enforcement agencies in their work to identify and apprehend criminals.

For his humanitarian and philanthropic endeavors that have positively affected the lives of so many individuals and groups, Mr. Benson was honored in 2012 by the Catholic Church with an Oblate Doctor of Human Letters (to a person who has achieved the human purpose for which Divine Providence Placed Him on Earth) certificate that honors his "realities of the most noble of human endeavors, weighted by criteria arising from the deepest human values." The certificate also honors "excellence in the area of life where excellence makes the most difference," and further cites his "attributes and accomplishments that come closest to what God would be interested in honoring." In 2012, Mr. Benson and his wife, the former Gayle Marie LaJaunie, a fellow native of New Orleans, received from Pope Benedict XVI the *Pro Ecclesia* et Pontifice award – for outstanding service to the Church and the Pontiff, the highest Papal award granted to a lay person.

Mr. and Mrs. Benson are also personally involved in several charitable endeavors, including supporting local and regional causes. Mr. and Mrs. Benson have also funded the building of a football stadium located on the University of Incarnate Word Campus, known as Gayle and Tom Benson Field. The school's team took to the field for the first time in 2009 and will continue to grow and build their foundation with Benson's unwavering support. In addition, the Benson family also established an endowment fund at Central Catholic High School in San Antonio that is dedicated to the memory of the late Robert Carter Benson, who graduated from the school in 1962. Tom Benson also donated the Benson Memorial Library at Central Catholic. In 2012, Mr. and Mrs. Benson established the Brother Nicholas, S.C. Building Endowment to support Brother Martin High School (formerly St. Aloysius, from where he graduated). In 1986, his alma mater honored Mr. Benson as their Alumnus of the Year. Educated at Loyola University New Orleans, Mr. Benson has made a pledge for the construction of a new Jesuit Center in 2010, contributed to the creation of the Jesuit Social Research Institute in 2008 and helped fund the first phase of construction of a chemistry wing in 1999. In recognition of their longstanding support of Catholic education, Mr. and Mrs. Benson received the St. Elizabeth Ann Seton

Award from the National Catholic Educational Association in 2010. In March, 2012 they were inducted by Tulane University into the Paul Tulane Society, recognizing their significant generosity to the school. In supporting the school's construction of an on-campus stadium, the Green Wave will start playing on "Benson Field" in September.

A cancer survivor, Mr. Benson has also worked closely with the Ochsner Foundation Hospital in New Orleans with the Establishment of the Tom and Gayle Benson Cancer Center, a \$20-million treatment complex.

Supporting the efforts of former Saints safety Steve Gleason and his Team Gleason organization which helps provide people with ALS and other debilitating conditions and environment where they can live vital and productive lives with meaningful freedom and independence, Mr. and Mrs. Benson recently committed \$5 million to the Team Gleason House for Innovative Living at the New Orleans St. Margaret's facility.

In 1945, Mr. Benson served in the Navy aboard the U.S.S. South Dakota and has remained particularly close to this branch of the armed forces. He is the only enlisted man to serve on the Board of Trustees of the Pensacola Naval Museum and has been honored with an award from the crew of the submarine U.S.S. Louisiana. In 2007, Mr. Benson was honored by the U.S. Navy Memorial with the Lone Sailor Award, presented to those who exemplify the core values of honor, courage and commitment. In 2009, Benson was presented with U.S. Army's Army Strong Award in recognition for his position in the community while demonstrating leadership and Army Values on a daily basis.

A leading advocate for the National World War II Memorial in Washington D.C., Mr. Benson was also a major contributor and past director of The National D-Day Museum in New Orleans, with his pledges helping fund the Pacific Exhibit Grand Opening and the Midway Theater. In 2011, he was among five NFL owners honored with an American Spirit Award by the museum for service in the war.

BENSON COMMUNITY SERVICE

Tom Benson's greatest impact over the last 29 years has been in the community, and the club's charitable involvement has been among his most rewarding endeavors personally since 1985. He realized immediately the Saints could be more than just a football team to the region, and that the club's players, coaches and staff were pacesetters when it came to volunteerism, involvement, donations and charitable outreach.

As a corporate citizen, the Saints annually put millions of dollars back into the community in financial support, in-kind donations, charitable appearances and the donation of goods and services – not to mention the club's critical role in economic impact and development.

Benson and the Saints have been honored repeatedly during his years as Owner for the support and care of charitable and civic causes, including the Volunteers of America selecting him as the winner of the annual Good Samaritan Award in Philanthropy in 2008. In 2010, Benson was awarded Loyola University of New Orleans' highest honor as the recipient of the Integritas Vitae Award, given to an individual who exemplifies a commitment to community service.

Mr. Benson and his family have helped raise over \$2.5 million for community causes through the Saints Hurricane Katrina and Gulf Coast Renewal funds.

Annually, the club has also partnered with local youth-oriented charities such as the Boys & Girls Clubs, Special Olympics, Boy and Girl Scouts of America and the United Way to reach as many children as possible. And over 45 foundations and agencies receive monetary donations from the Saints each year – organizations as diverse as Make-A-Wish Foundation, the American Heart Association, the United Negro College Fund, Habitat For Humanity, the New Orleans Police and Justice Foundation, the Second Harvest Food Bank and Catholic Charities.

Mr. Benson has helped lead the Pelicans to lead the community in battling coastal erosion and the loss of the Gulf South's wetlands. The Pelicans and the Audubon Nature Institute are focused on education, as they will execute an outreach program that visits schools and festivals with Audubon's Wetlands Express and AquaVan to give students the opportunity to learn about coastal restoration in a fun and engaging manner. Each year, the Pelicans host a charity gala – Toast for the Coast – to raise funds to protect the Gulf Coast.

Additionally, the Pelicans are focused on helping students in the Gulf Coast live a healthy and active lifestyle in an effort to end childhood obesity and prevent Louisiana youth from starting to use tobacco products through their Junior Training Camp program presented by Smoothie King, Ochsner and Tobacco-Free Living.

With the support of their partners, the Pelicans host two junior training camps each week for children between the ages of seven and 12. Each junior training camp will reach up to 150 students, giving them the opportunity to participate in basketball-related drills and games, learn about nutrition and enjoy the Pelicans' game day experience at school.

In addition to consistently supporting charities, Mr. Benson has also been a leading advocate for New Orleans and the Gulf South. He lends his support in attracting new events to the city, and the club has worked in conjunction with the Greater New Orleans Sports Foundation and other local entities to bid and receive the 2012 NCAA Men's Final Four Basketball Championship and the 2013 Women's Final Four.

Upon the announcement of his purchase of the New Orleans Pelicans franchise in the spring of 2012, the city was awarded the 2014 NBA All-Star Game.

New Orleans' leading advocate of the successful bid to host Super Bowl XLVII, which was played in the Mercedes-Benz Superdome on February 3, 2013, Benson remains committed to work on behalf of the city to land future Super Bowls, because of the financial impact and positive global exposure they are able to shed on the city and the state.

BENSON MILESTONES



1985: Ownership of the Saints officially transferred to Tom Benson on May 31 and he becomes managing general partner of the club.

1986: The Benson influence begins as the owner puts his management team in charge of the franchise, hiring Jim Finks as president/general manager and Jim Mora as head coach.

1987: The Saints post a franchise-best 12-3 record—including victories in the final nine contests—and make the playoffs for the first time.

1988: The Saints finish 10-6, posting a double-digit victory total again and achieving consecutive winning seasons for the first time.

1989: Mr. Benson appointed Chairman of the league's most influential group, the NFL Finance Committee, a position he kept for three separate stints, before most recently stepping down in 2013.

1990: After winning six of their last nine games, the Saints earn their second playoff appearance by finishing second in the NFC West.

1991: New Orleans clinched its first division championship with an 11-5 record and capture the NFC West.

1992: The Saints post a 12-4 record and host a playoff game for the second-straight year. Mr. Benson assumes sole ownership of the club.

1993: The Saints finish second in the NFC West, with the club recording its seventh-straight non-losing season.

1996: Marking a first for the organization, the coaches, players and staff are housed under one roof with the opening of the team's state-of-the-art facility in Metairie.

2000: New Orleans wins the NFC West with a 10-6 record. The Saints win their first playoff game, a 31-28 thriller over St. Louis in the Superdome.

2002: The city hosts its fourth Super Bowl during Mr. Benson's tenure as owner. Mr. Benson promotes Mickey Loomis to general manager of football operations.

2003: Mr. Benson again appointed Chairman of the Finance Committee; Construction of new indoor practice

facility and other improvements are finished before training camp, as the club holds camp in Metairie for the first time in franchise history.

2005: After Hurricane Katrina ravaged the Gulf South on the verge of the NFL's opening weekend, Benson was forced to move the club's entire operation. Under his leadership, the Saints were able to continue the season, including holding four games in Baton Rouge. The club established the Hurricane Katrina Relief Fund, raising over \$1 million.

2006: The team returns to Louisiana, with Mr. Benson positioning the club as an emblem of the state's resolve and determination in rebuilding. The Saints—selling out on a season-ticket basis for the first time—win the NFC South title under the guidance of new head coach Sean Payton and the spark of free agent acquisition Drew Brees, finishing at 10-6. The victory total included a memorable, 23-3 win over Atlanta in the reopening of the Superdome. The team advanced to the NFC Championship for the first time in franchise history. Payton and Loomis were consensus choices for the NFL Coach of the Year and NFL Executive of the Year awards respectively.

2008: Mr. Benson purchases WVUE, making FOX-8 the only network-affiliated television station in the New Orleans market that is wholly locally owned. The Saints defeat the San Diego Chargers at London's Wembley Stadium, playing in their first regular season game outside the United States.

2009: In what Mr. Benson considers part of his legacy in Louisiana, the New Orleans native reaches an agreement with the state through 2025 that will create a new Sports Development District downtown, including a completely renovated Mercedes-Benz Superdome. The Benson family purchased and redeveloped two properties—each adjacent to the Superdome—an economic windfall for the region without any new taxes. New Orleans is selected by the NFL to host Super Bowl XLVII, to be played on February 3, 2013, with Mr. Benson serving as the city's leading advocate in the campaign. It is the fifth time New Orleans will host the Super Bowl since he's owned the club. On the field, the Saints enjoy their most successful season in franchise history. New Orleans sets a club record for victories with a 13-3 regular season, capturing the NFC South title. The Saints then hosted the NFC Championship game for the first time and advance to their first Super Bowl with a 31-28 overtime victory over the Minnesota Vikings on January 24, 2010. New Orleans then defeated the Indianapolis Colts, 31-17, on February 7, 2010, in Super Bowl XLIV at Sun Life Stadium in South Florida to give the Saints their first-ever NFL title.

2010: Sparked by a six game winning streak, the Saints finish 11-5 and qualify for the playoffs, making back-to-back postseason appearances for the first time since 1992.

2011: The club's completely renovated stadium makes its debut as the Mercedes-Benz Superdome, following a 10-year naming rights and sponsorship agreement with the automaker. The Saints enjoy an eight-game winning streak to end the regular season and finish 13-3, capturing their second NFC South title in three seasons. The team sets the NFL single-season record for total net yardage, while Brees and RB Darren Sproles set the NFL's single-season passing yardage and all-purpose yardage records.

2012: Continuing his longstanding commitment to the Gulf South region and the City of New Orleans, Mr. Benson agrees to purchase the National Basketball Association's New Orleans Pelicans. The Saints practice facility undergoes a multimillion dollar renovation and expansion, which will house both the NFL and NBA clubs under one roof. Brees sets an NFL record that stood since 1960, as he threw a touchdown pass in 54 consecutive games.

2013: The city of New Orleans hosts Super Bowl XLVII on February 3, the 10th time the Crescent City has hosted the league's championship game (tied for first with South Florida) and the fifth time during Mr. Benson's ownership tenure.

2014: The Pelicans make their debut under the team's new namesake on Wednesday, Oct. 30 at Opening Night against the Indiana Pacers. New Orleans and the Pelicans hosts the 2014 NBA All-Star festivities from Feb. 14-16 for the second time in six years. For the first time in its history, the home of New Orleans' NBA team has naming rights as the New Orleans Arena becomes the Smoothie King Center as the locally-born company makes the ultimate commitment to the city.

2015: The Pelicans make the postseason for the first time under Mr. Benson's ownership. The team finishes the regular season 45-37, marking both the first winning season and playoff appearance since the 2010-11 season. The postseason run is the first under the new Pelicans identity.



GAYLE BENSON

EXECUTIVE OFFICER

New Orleans Saints and Pelicans Executive Officer Gayle Benson, a New Orleans native and the wife of Saints and Pelicans Owner/Chairman of the Board Tom Benson, is an accomplished business professional and philanthropist with strong ties to the local community.

Mrs. Benson began her professional career as a manager for noted New York-based costume jeweler Celebrity Jewelry. Throughout the course of her employment in the jewelry business, she oversaw and managed the daily operation of 40 sales associates. She then branched out into real estate development which allowed her to successfully integrate her passion for interior design with property management. Her first real estate transaction occurred in 1978 when she purchased a home in New Orleans' Irish Channel and then sold the property eight months later. She would go on to purchase, manage and eventually sell several more properties, primarily in the city's Uptown district.

In 1975, Mrs. Benson began a 30-year career in the design industry, an interest where she achieved tremendous success. Throughout the course of her career she was recognized with numerous professional awards and served as an inaugural member on the Louisiana State Board of Licensing for four years. Notable professional accomplishments for Mrs. Benson's design skills included her guidance and expertise on storied New Orleans grocery chain Schwegmann's Giant Grocery locations throughout Southeastern Louisiana, as well as the design of the Mercedes-Benz automotive dealership on St. Charles Avenue and the Acura dealership on River Road. Her expertise in design and renovation covered the gamut from furniture selection, lighting, accessories, painting, wallpaper, drapery as well as construction consultation.

Mrs. Benson's professional successes extended further than grocery store and automotive dealership sectors though, as she also spearheaded major renovations ranging from the public spaces, suites, the General Manager's quarters, as well as the guest rooms for the New Orleans Hyatt Regency Hotel. Her impressive accomplishments led to renovations for other notable New Orleans hotel clients that included the Hilton Riverside, the Fairmont (now the Roosevelt), the Ritz-Carlton, the Royal Orleans Hotel, The Omni, the Marie Antoinette Hotel and the Hotel de la Monnier.

In 2000, Mrs. Benson worked with the Mercedes-Benz Superdome on renovations to the iconic New Orleans landmark's third and fourth level public spaces, in addition to renovations on select suites. She also owned and developed a commercial real estate building on the corner of Laura and Octavia Streets, a women's clothing private enterprise called "Toujours la Ligne" and a designer's showroom called "Designers Resource" which served as a wholesale location for designers and architects seeking to purchase fabric, wall coverings and accessories. The Men of Fashion Committee recognized Mrs. Benson during her career as one of the "Top Ten Best Dressed Women in New Orleans".

A long-time advocate of faith-based causes and spirituality, Mrs. Benson has been a longtime trusted and valued member of the local Catholic community. She's served on Archbishop's Community Appeal campaigns for four different Archbishops over the course of the past 20 years, one of her many contributions. She has also worked tirelessly with the Archdiocese of New Orleans' Catholic Charities organization and its umbrella agencies that feature nearly 50 programs and three affiliated ministries that deliver health and human services to the poor and vulnerable in the eight civil parishes which the Archdiocese serves, as well as food and nutrition services statewide.

Mrs. Benson has also worked closely with St. Louis Cathedral's Rite of Christian Initiation for Adults (RCIA) program, as well as with the same program at the Holy Name of Jesus Parish. She serves as a proud member of the Board of Trustees for the Oblate School of Theology, as well as on the Equestrian Order of the Holy Sepulchre and is a noted friend of the St. Louis Cathedral Board. She also works closely with the Missionary Oblates Partnership and the Sisters of St. Cecilia Congregation Planned Giving Advisory Committee.

Mrs. Benson's support of the Church has been recognized on numerous occasions. She has received the Medal of the Order of St. Louis Award for her dedication to the Church. She and Mr. Benson received the Elizabeth Seton Award in 2010, which is dedicated to those who have served the National Catholic Education Association through personal or professional philanthropy or volunteer service that has positively impacted Catholic education in the nation. In 2012, they received from Pope Benedict XVI the Pro Ecclesia et Pontifice award-for outstanding service to the Church and the Pontiff, the highest Papal award granted to a lay person. Currently, Mrs. Benson is helping lead a campaign called "I Will Give You Shepherds," which plans to renovate the second floor of the historic Notre Dame Seminary in New Orleans.

In addition to faith-based causes, Mr. and Mrs. Benson have enriched the New Orleans community through several additional endeavors, including philanthropic work in the health and wellness, education and arts sectors.

Mr. and Mrs. Benson have shown their commitment to the health and wellness of the New Orleans community with the Gayle and Tom Benson Cancer Center on the main campus of Ochsner Medical Center in Old Jefferson. The center was built following a generous gift to the area's leading health service network of hospitals and clinics. In addition to serving on the board at Ochsner, Mrs. Benson has led two-consecutive 100-plus volunteer committee members in hosting the Moonlight and Miracles event – the organization's annual gala to benefit the Ochsner Cancer Institute. The 2014 event raised over \$1.25 million to support cancer patients in the region.

Supporting the efforts of former Saints safety Steve Gleason and his Team Gleason organization which helps provide people with ALS and other debilitating conditions an environment where they can live vital and productive lives with meaningful freedom and independence, the Bensons committed \$5 million to the Team Gleason House for Innovative Living at the New Orleans St. Margaret's facility in 2014.

The Bensons have been committed leaders in education-focused philanthropic endeavors that include gifts to Brother Martin High School, St. Andrews Village, St. Mary's Dominican High School, Jesuit High School, Tulane University and Loyola University. Mr. and Mrs. Benson established an endowment fund at Central Catholic High School in San Antonio, Texas dedicated to the memory of son, Robert Carter Benson, who graduated from the school in 1962. The Bensons also established Gayle and Tom Benson Stadium and Benson Fieldhouse at University of the Incarnate Word (UIW) in San Antonio. Mrs. Benson serves on the Board of Directors for both UIW and Tulane, as well as Archbishop Hannan and St. Mary's Dominican High Schools.

In 2012, the Bensons made two significant gifts to enhance local institutions. They established the Brother Nicholas, S.C. Building Endowment to support Brother Martin (formerly St. Aloysius, Tom Benson's alma mater). They also donated \$7.5 million towards the construction of an on-campus football stadium at Tulane, appropriately named "Benson Field". The Bensons are members of the Paul Tulane Society, recognizing their significant generosity to the school.

Last fall, Mrs. Benson served as one of the chairs for NOMA's Odyssey Ball in 2014, as the event raised over \$700,000 – the most in the gala's history. The funds raised help ensure the museum's ability to present world-class exhibitions, public programs, and educational initiatives. Mrs. Benson was also involved in the NOMA (New Orleans Museum of Art) project "Art for Art's Sake" and is a member of the museum's advisory board.

In the fall of 2014, Mr. and Mrs. Benson were recognized by the Anti-Defamation League with the A.I. Botnick Torch of Liberty Award. Mrs. Benson was also recognized by the Girl Scouts of Louisiana East as a Woman of Distinction for her leadership and service to others.

Mrs. Benson was born in New Orleans and grew up in Old Algiers. Mr. and Mrs. Benson were married on October 29, 2004 in San Antonio at the Immaculate Conception Church. Mrs. Benson attended St. Joseph, St. Anthony and Holy Name of Mary High School before graduating from Martin Behrman High School in 1966.



DENNIS LAUSCHA

PRESIDENT

Dennis Lauscha, who was named president of the Pelicans in 2012, oversees the club's financial operations, government affairs, marketing, ticket and suite sales, legal, stadium, digital, analytics, community affairs, human resources, information technology and facilities departments. He has also served as president of the New Orleans Saints since 2012. He is a representative for both clubs at NFL and NBA Owner's Meetings.

Lauscha first joined the Saints as treasurer in 1998 and later earned the additional titles of vice president, senior vice president and executive vice president. In addition to his duties with the Saints and Pelicans, the New Orleans native maintains multiple roles within other holdings of Tom and Gayle Benson, maintaining a role in the management of New Orleans FOX

affiliate WVUE-TV, and Zelia, LLC.

Lauscha's collaborative style, financial acumen and long-term view has played a key role as a member of a contingent that has negotiated agreements for both the Saints and Pelicans with the state of Louisiana that has resulted in long-term lease agreements, continuous improvements to their playing and practice facilities, revitalization of the areas around them and generated revenue for the state without any new taxes for citizens.

In 2009, Lauscha helped negotiated the partnership with Louisiana Governor Bobby Jindal that continues the Saints' commitment to the state through 2025. The deal included Mr. Benson purchasing and redeveloping the former New Orleans Centre, which has been transformed into Champions Square and the Benson Tower property adjacent to the Mercedes-Benz Superdome, with the stadium itself undergoing extensive renovations and improvements. Since playing a key role in Mr. Benson's purchase of the Pelicans in 2012, Lauscha has helped broker agreements with the state to upgrade the team's playing and practice facilities. Following successful negotiations, the Pelicans are committed to the state through 2024 and the Smoothie King center has undergone \$50 million in renovations and improvements.

In 2015 Lauscha helped negotiate an agreement with the state that will result in \$40 million in enhancements for fans of both clubs. The Mercedes-Benz Superdome will debut new state-of-the-art video boards in 2016, while a new center-hung HD video scoreboard will be installed in the Smoothie King Center for the 2015-16 season. Lauscha has also played a key role in finalizing 2011 and 2014 ground-breaking naming rights and sponsorship agreements for both teams' playing facilities with Mercedes-Benz USA and Smoothie King.

Lauscha was instrumental in the 2003 expansion of the Saints training facility. He later oversaw a renovation and expansion of the facilities and administrative offices for the Saints and Pelicans from 2012-13, while directing the construction of a basketball practice facility. The clubs are now housed on the same site, featuring some of the top facilities in professional sports.

Lauscha is committed to help attract major sporting events to New Orleans. He's a key member of the team that actively pursues future Super Bowls for New Orleans – and was instrumental in landing Super Bowl XLVII, which was played on Feb. 3, 2013 at the Mercedes-Benz Superdome. The city has been invited to bid again for the 2019 and 2020 games. Following Mr. Benson's 2012 purchase of the Pelicans, the city was awarded an NBA All-Star Game, which was played on Feb. 16, 2014 at the Smoothie King Center.

In 2008, Lauscha was also a primary member of the negotiating team during the purchase of WVUE, and has since helped steward the station's growth in the New Orleans market.

Active throughout the community, Lauscha currently serves on the Visiting Committee of the Loyola University School of Business, as a member the NBA's Team Advisory Council of Presidents, the Stuart Hall School Board of Trustees and on the New Orleans Museum of Art Board. Lauscha has completed terms as board president of the Preservation Resource Center, president of the regional chapter of the Boy Scouts of America and as a member of New Orleans Mayor Mitch Landrieu's Blight Transition New Orleans Task Force, the Super Bowl XLVII Host Committee and the NBA All-Star Game Host Committee.

His dealings with the teams, state officials and local organizations have provided an opportunity for community involvement. His professional and charitable work was recognized by New Orleans CityBusiness, when Lauscha was selected as one of the 40 Most Influential Members of the Community. The honor is bestowed on those who are laying the groundwork for a better city. In 2010, he was named the Alumnus of the Year by Loyola University of New Orleans' College of Business and was named to the 2010 Class of Role Models by the Young Leadership Council. He was honored by the Allstate Sugar Bowl Chapter of the National Football Foundation/College Football Hall of Fame

OWNERSHIP

with its 2014 Distinguished American Award. In 2015, Lauscha was honored to give the commencement address to the graduates of the University of New Orleans.

After basketball at and graduating from Jesuit High School, Lauscha attended the University of Alabama, earning a bachelor's degree in business. He has also received a master's of business administration from Loyola University in New Orleans and is a licensed Certified Public Accountant. He has also completed the NFL Managers Program at Stanford University's Executive Education Graduate School of Business. Prior to joining the Saints, Lauscha worked as the club's auditor for four years while working for a national accounting firm.

EXECUTIVE STAFF



MELISSA HOADLEY
Executive Assistant
to the Executive Officer



MELISSA MANWARING
Administrative Assistant
to the Owner




CHRIS PECK
Personal Security
to Ownership



JEANNE BROWN
Executive Assistant to the
President

ADMINISTRATION





BEN HALES

SENIOR VICE PRESIDENT OF MARKETING & BUSINESS DEVELOPMENT

Ben Hales was named senior vice president of marketing and business development for the New Orleans Saints and New Orleans Pelicans in June of 2012 and oversees marketing initiatives for both teams. Hales, who enters his 16th season with the Saints and fourth with the Pelicans, spent seven seasons as the team's vice president of marketing and business development.

On a daily basis, Hales directs the Saints' marketing and creative efforts, as well as community initiatives and game and event presentation. He's also intricately involved in both clubs' critical planning of short-term and long-range marketing efforts. Hales' duties also entail stadium operations

at the Mercedes-Benz Superdome, broadcasting partnerships, promotions, advertising, special events and youth programs.

During the 2012-13 NBA season, the Hornets franchise announced that they would re-brand following the season and become the New Orleans Pelicans. Hales was instrumental in the re-branding efforts from start to finish, helping to first conceptualize the look to represent the Pelicans namesake and leading the planning for the official announcement in January 2013.

In 2011, Hales finalized a ground-breaking ten-year naming rights deal for the stadium with Mercedes-Benz. Throughout his tenure, he has helped create and implement a variety of innovative opportunities for local and national partners to build relationships with the club, including the development of Patron Saints Partners, a premium sponsorship program. Under his direction the club has added a sponsorship and fulfillment department, to ensure corporate partners receive the highest level of service.

The Saints have continued to increase the number and variety of television and radio programs after Hales assumed the role of the club's primary programming negotiator. In addition to three weekly in-season television programs, the Saints now produce numerous specials that have aired on three different local television stations throughout each season.

In 2006, the Saints achieved the first season ticket sellout in team history, a feat the team has equaled each season since then. The club was named the 2006 Marketer of the Year by the American Marketing Association's New Orleans regional chapter and also received the 2007 MAX Award for its 2006 "Winning Is An Attitude" advertising campaign.

Hales joined the Saints in 2000 as a corporate sales account executive. In 2001, he was promoted to corporate sales and broadcasting manager before becoming a director the following year and assuming the responsibilities of business and marketing operations.

Prior to joining the Saints, Hales worked in television advertising in the New Orleans market. In addition to his community efforts on behalf of the team, Hales is a member of the board for GNO, Inc., the New Orleans City Park Board of Commissioners and the People's Health Champions Selection Committee while also serving on the Super Bowl Bid Executive Committee and the NCAA Final Four Committee. Hales has also recently served on the Super Bowl XLVII Host Committee Executive Committee and NBA All-Star Host Committee.

In 2013, Hales was honored as a Young Leadership Council (YLC) Role Model and was named as one of The Gambit's 40 under 40 in 2012.

A native of New Orleans and a longtime Saints terrace and plaza level season ticket holder before joining the club, Hales earned a degree in English from the University of Mississippi in 1996.

MARKETING AND CREATIVE SERVICES



JESSICA RICHARDSON
Senior Director
of Marketing



EDDIE COE
Senior Graphic
Designer



LEO FREEMAN
Graphic Designer



KEITH CLAVERIE
Creative Services
Coordinator



RACHEL BICKERT
Creative Services
Intern

EVENT PRESENTATION



JOSH RICHARDSON
Executive Director of
Live Programming &
Broadcasting



**SAMANTHA
CARDUCCI**
Director of Live
Programming &
Entertainment



JAMES CROSBIE
Director of Video
Production



ASHLEY DEATON
Dance Team Manager



FRED RUCKERT
Marketing & Broadcast
Coordinator



EDDIE JOHNSON
Promotions & Game
Day Operations
Director



PETER BORAKS
Mascot Coordinator



NICOLE COLLINS
Arena Host



LINDSEY HAGES
Live Programming &
Entertainment Manager



KENNETH HOLMES
Live Programming &
Entertainment Intern



BEN FALLIN
Senior Motion
Graphics Manager



ALYSSA BROSKY
Promotions &
Game Day Operations
Coordinator



REBECCA SCHICK
Promotions & Game
Day Operations Intern



EMILY BARBIN
Motion Graphics
Coordinator



PATRICK LEBBEY
Shooter/Editor



MATTHEW SEATON
Video Production
Intern

COMMUNITY AFFAIRS



STEPHEN PATE
Senior Director of
Community and
Government Outreach



JULIE BORSCH
Community Affairs
Manager



JOHNNY PIZZO
Community Affairs
Coordinator



MICHAEL STANFIELD

SENIOR VICE PRESIDENT OF SALES

Michael Stanfield was named senior vice president of sales for the New Orleans Saints and New Orleans Pelicans in June, 2012, overseeing all ticket sales efforts and operations for both franchises.

Entering his 16th season with the Saints and fourth with the Pelicans, Stanfield is responsible for all of the consumer marketing efforts – directing the sale of season and group tickets, developing sales executives to the next level in their field, supervising the lease of the Mercedes-Benz Superdome and Smoothie King Center luxury suites, managing food and beverage for both facilities, overseeing the sale of all team merchandise as well as maintaining the clubs' high standards of customer service and

retention.

Since taking over leadership of the Pelicans' ticket sales and merchandising efforts, the organization has seen an increase in season-ticket sales and merchandise sales that were the second-biggest growth in the NBA in 2013, followed by another significant increase in 2014.

Under his direction, the Saints have surpassed the majority of the club's ticket sales milestones, including selling out on a season-ticket basis for the first time in franchise history in 2006 – a feat that has reached eight-straight seasons. In addition the club has leased every Superdome suite since the beginning of the 2008 campaign. Saints official merchandise has grown annually into one of the NFL's top sellers. Stanfield also supervises the ticket, suite sales and box office personnel on a daily basis, in addition to serving as the food and beverage service liaison with the Mercedes-Benz Superdome.

Since Stanfield's arrival in 2000, the Saints have sold out every contest in the Superdome but one. Prior to the 2006 season, an innovative season-ticket marketing program fueled the rise of filling the stadium on a season-ticket basis. Fans on all economic levels were reached in an effort to retain existing accounts while cultivating new ones, and those efforts built a waiting list that has continued to grow for season tickets for the first time in franchise history. In 2014, the team established a single-season regular season attendance record for games played at the Mercedes-Benz Superdome with 584,900 fans attending Saints games.

Stanfield has also helped oversee the institution of a direct mail and email database to generate ticket sales and excitement surrounding the club and initiated other creative promotional campaigns by using the club's ever-expanding social and new media platforms. The Saints have also been recognized as one of the top organizations in professional sports for their customer service initiatives and outreach programs, including being named the top professional sports organization by ESPN The Magazine in June, 2010.

In 2007, Stanfield completed the Stanford Business School's Executive Education NFL-Stanford Program for Managers, an educational program and honor known league-wide as an important training ground for promising executives.

In prior work experience, Stanfield was served as director of ticket sales for the Detroit Tigers in 1998 where the Major League Baseball club achieved a then-club record for ticket revenue over a two-year span. He previously served as the director of ticket sales for the International Hockey League's Detroit Vipers in 1997. He was a member of the ticket sales staff for the Florida Marlins expansion franchise in 1993.

Stanfield is on the Board of Directors for the Saints Hall of Fame, and served a member of the Super Bowl XLVII Host Committee and the 2014 NBA All-Star Game Executive Host Committee. He is currently serving as a participant in the Jefferson Leadership Class of Eight, whose mission is to develop a diverse network of dedicated business and community leaders with the capacity to improve the quality of life for all citizens in Jefferson Parish and the Greater New Orleans region. Stanfield is a graduate of St. Leo University (Fla.) and grew up in Warren, N.J. A sports industry public speaker, Stanfield has given presentations at many national events. He is also an active speaker at numerous youth foundations and professional groups throughout the Gulf South.

TICKET OPERATIONS



BRYAN ROSS
Senior Director of Ticket
Sales, Service & Operations



ALEX HAMILTON
Director of Ticket
Operations



MIKE KARCZEWSKI
Ticket Operations
Coordinator



ANGELA LEON
Administrative Assistant
- Tickets



JEREMIAH FRIGO
Ticket Operation
Associate

NEW BUSINESS DEVELOPMENT SALES



ANTHONY PARILLA
New Business
Development Manager



KIRK COHEN
New Business
Account Executive



EMILE MAFFEI
New Business
Account Executive



EDDIE RASCON
New Business
Account Executive



ERON ROUSELL
New Business
Account Executive



WILL SMITH
New Business
Account Executive



DAVID STERN
New Business
Account Executive

SUITE SALES AND SERVICE



ROBERT MINTER
Director of Premium
Seating



KEVIN FERGUSON
Premium Sales
Account Executive



BRIAN BEAN
Premium Sales
Account Executive



ASHLEY THIEDKE
Director of
Premium Service



VIRGINIA PACE
Premium Service
Coordinator

SEASON TICKETS SALES**JOSH FEINBERG**
Director of Ticket Sales
and Service**ZACH LICHSTEIN**
Account Executive**JON GIBSON**
Account Executive**KYLE GEORGE**
Account Executive**GROUP TICKET SALES****CHRIS GUIDRY**
Sr. Group Sales
Executive**DENTON HUNTER**
Group Sales Account
Executive**PRESTON HAYDEN**
Group Sales Executive**CHASE MCVAY**
Group Sales Executive**JESSE NANTZ**
Group Sales Executive**MATT PERRIN**
Group Sales Executive**LYNNE FIRMIN**
Group Service
Manager**CHRIS HARPSTER**
Group Service
Associate**ROSS PANEPINTO**
Group Service
Associate**JASMINE TRAVERS**
Group Service
Associate**SEASON TICKET SERVICE AND RETENTION****BLAKE SIMON**
Season Ticket Service &
Retention Manager**GENA BOUDREAUX**
Senior Account
Executive**COURTNEY GROS**
Senior Account
Executive**EMILE MOUSSA**
Senior Account
Executive**TIM GRYZCH**
Service & Retention
Account Executive**STEPHANIE
HARPSTER**
Service & Retention
Account Executive**COREY NEUBERGER**
Service & Retention
Account Executive**ROB SCHOLL**
Service & Retention
Account Executive**MARIO SCARFALLOTO**
Service & Retention
Account Executive**ED LANG****SENIOR VICE PRESIDENT/CHIEF FINANCIAL OFFICER**

Ed Lang was named senior vice president/chief financial officer for the New Orleans Saints and New Orleans Pelicans in June, 2012.

Entering his fourth year with the Saints and fifth with the Pelicans, Lang maintains the financial operations for both clubs, is the principal liaison with all vendors that service them and also oversees several administrative and operations departments. He supervises the human resources, information technology and facilities and grounds departments for both clubs. Lang also has served as the primary contact for the NBA in related matters to his responsibilities since first being named CFO of the Pelicans franchise in 2011.

The Cincinnati, Ohio native came to New Orleans following 13 years with the NHL's Nashville Predators in several different leadership capacities. For his final three years with the club he served as the organization's president of business operations after the successful sale of the team to a new ownership group. Lang, who was with the franchise at its inception, began as the organization's vice president/CFO and was named executive vice president of finance and administration/CFO in 2005.

Instrumental in assisting the club's founder Craig Leipold in securing the expansion franchise that became the Predators in 1997, Lang was one of the club's first employees, playing an important role in creating the organization's structure and establishing its business operations. He was in charge of all aspects of the Predators operations outside of hockey, including Bridgestone Arena operations and development of the club's long-term plans and goals. He was responsible for the franchise's business operations, which included ticket operations and sales, sponsorship sales, broadcasting, marketing, communications and development, administration and finances.

Prior to joining the Predators, Lang worked for S.C. Johnson and Son in Racine, Wisc. for 12 years. He served in a variety of business and financial capacities, including venture manager for the office of the chairman, financial support manager, North America professional markets; and financial project manager, corporate financial analysis.

In March of 2006, Lang was elected to the board of directors for Johnson Outdoors, a leading global outdoor recreation company. The company designs, manufactures and markets a portfolio of winning, consumer-preferred brands across four categories: watercraft, marine electronics, diving and outdoor equipment.

After moving to Nashville in 1997, Lang became very active in the Middle Tennessee community. He served as Chairman of Nashville's Adventure Science Center in 2008-10, and as a member on numerous boards including the Nashville Convention and Visitors Bureau, the Nashville Downtown Partnership, Make-A-Wish Foundation of Middle Tennessee and the Nashville Predators Foundation. In 2011, Lang was appointed to the Loyola University New Orleans School of Business Visiting Committee. Lang was also appointed to the Southeast Louisiana Boy Scouts of America board in 2015.

A 1985 Indiana University graduate with a B.S. in finance, Lang received his MBA from Marquette University in 1992. He is an outdoor enthusiast and has competed in numerous triathlons, marathons and cycling events. He also enjoys skiing and mountain climbing.

ACCOUNTING**DIANE NORTH**
Controller**BRITTANY HOARD**
Senior Staff
Accountant**JACKIE BRUCE**
Accounting Specialist**JENNIFER DHIR**
Staff Accountant

INFORMATION TECHNOLOGY**JEFF HUFFMAN**
Director of Information
Technology**JODY BARBIER**
Information Technology
Manager**KEVIN BREWER**
Computer Systems
Administrator**CHRIS CHAPITAL**
Desktop Support
Specialist**BRAD MILLET**
Desktop Support
Specialist**HUMAN RESOURCES****PAT MCKINNEY**
Executive Director of
Human Resources**MARY VINET**
Human Resources
Generalist**ALYSSA HADDEN**
Human Resources
Coordinator**BUSINESS ADMINISTRATION****FRANK DEPIZZO**
Director of Operations**JEFF GOSEY**
Director of Business
Analytics**DAVE FAVALORO**
Business Analytics
Coordinator**MIKE KING**
Database/Analytics
Systems Analyst**SAMANTHA BERENTER**
Business Analytics
Sponsorship Coordinator**JEAN-PAUL DARDENNE****SR. VICE PRESIDENT OF CORPORATE PARTNERSHIPS**

Jean-Paul Dardenne is entering his 20th year in the sports marketing/sponsorship field, having been promoted to senior vice president of corporate partnerships of the New Orleans Saints and New Orleans Pelicans in February 2014. Since July 2012, Dardenne has overseen corporate partnerships sales and service for both franchises.

Dardenne joined the Saints in 2006 as the club's director of corporate partnerships prior to being promoted to senior director of corporate sponsorships in 2011. He played a pivotal role in helping forge a ground-breaking 10-year naming rights deal with Mercedes-Benz for the Mercedes-Benz Superdome. Throughout his tenure, he's helped identify and recruit numerous local and national sponsors for the club, while also

supervising the sponsorship and fulfillment department, to ensure the team's corporate partners receive the highest level of service.

In addition to the naming agreement for the Mercedes-Benz Superdome, Dardenne was instrumental in establishing a 10-year naming rights deal with Smoothie King for the Smoothie King Center. The collaboration pairs two Louisiana companies in a partnership that contributes to the long-term financial viability of the New Orleans Pelicans.

Prior to joining the Saints, Dardenne served as the director of sponsor and market development for Royal Caribbean Cruises Ltd from 2004-06 and also has worked with Bruno Event Team and Executive Sports International in various leadership positions in sponsorship and marketing.

A native of South Hadley, Mass., Dardenne earned a bachelor's degree in business management from Springfield College and received his master's in sports management from Barry University.

CORPORATE PARTNERSHIPS SALES**SAM COLE**
Director of Corporate
Partnership Sales**CHASE ATKINSON**
Corporate Partnership
Account Executive**JEFF FISCHER**
Corporate Partnership
Account Executive**CORPORATE PARTNERSHIPS MARKETING****CHASE JONES**
Director of Corporate
Partnership Marketing**KIERA DURRETTE**
Director of Corporate
Partnership Activation**NICOLE BLUM**
Corporate Partnership
Activation Manager**CLAUDE FLOT**
Partnership Activation
Specialist**EAVAN MARTIN**
Partnership Activation
Specialist**KELLIN ZALNERAITIS**
Jr. Partnership Activation
Specialist**SAMANTHA PRIEFER**
Partnership Activation
Intern



VICKY NEUMEYER

SENIOR VICE PRESIDENT/GENERAL COUNSEL

Vicky Neumeyer was named senior vice president/general counsel of the New Orleans Pelicans, in addition to serving in the same position for the New Orleans Saints, in June, 2012, overseeing all legal aspects of both franchises.

Providing comprehensive legal consultation and services to the clubs' executive staff and assuring compliance in all of the organizations' business endeavors, Neumeyer has been a key member of the Saints' front office since joining the club in 2000 and was promoted to vice president/general counsel in 2006.

Her responsibilities include drafting key documents - including leases, sponsorship agreements and broadcast contracts - identifying and analyzing legal issues and presenting comprehensive recommendations.

A member of the Louisiana and federal bar associations, prior to joining the Saints, Neumeyer spent over five years as an in-house corporate litigation attorney for Exxon. Previously she served as a judicial clerk for the Supreme Court of Louisiana and was in private practice as a consultant to major corporate clients and law firms.

In 2004, Neumeyer was selected by the Saints to attend the Stanford Business School's Executive Education NFL-Stanford Program for Managers, an educational program and honor known league-wide as an important training ground for promising executives. She has also been invited to speak at several venues, including Harvard Law School, The Sports Lawyer's Association annual conferences, American Bar Association programs, Tulane Law School, and Loyola Law School. She sits on the boards of the Make-A-Wish Foundation (Texas Gulf Coast and Louisiana) as well as the Sports Lawyers' Association, and is actively involved with the Girl Scouts of Southeast Louisiana.

After completing her undergraduate work Summa Cum Laude at the University of Wisconsin, Neumeyer earned a Master of Science Degree in Audiology at the school. She graduated with honors from Loyola Law School and attained a Master of Law with Distinction with a dual emphasis in Intellectual Property Law and Sports Law from Tulane School of Law.



BASKETBALL OPERATIONS



MICKEY LOOMIS

EXECUTIVE VICE PRESIDENT/BASKETBALL OP-

Responsible for the club's entire football operations, Executive Vice President/General Manager Mickey Loomis enters his 14th season in his current position and 16th with the Saints. He is a veteran of 31 years in the NFL and during his time in New Orleans has been honored with the most prestigious awards presented to a league executive. Yet the most satisfying achievement of Loomis' career has come in helping mold a roster that has produced many of the franchise's finest moments over the last nine seasons, including the Super Bowl XLIV championship.

Loomis was promoted to general manager in 2002 and earned the additional title of executive vice president later that year. The departments under his direction include coaching, player personnel and scouting, salary cap management, contract negotiations, athletic training, equipment, video and communications. Loomis also oversees the basketball operations of the New Orleans Pelicans.

In 2006 - after being the key figure in the hiring of Sean Payton, the signing of Drew Brees and essentially rebuilding a team that would advance to the NFC Championship - Loomis was voted the NFL Executive of the Year by Pro Football Weekly/Pro Football Writers of America. He was also honored by the Sporting News as the George Young Executive of the Year, an award voted on annually by NFL front-office executives and owners.

Loomis has continued to build on the success of 2006, highlighted by five postseason appearances, three division titles and the Super Bowl victory. Over the past nine years, he has brought aboard a collection of players who have played a key role in New Orleans posting a 93-61 overall record through a combination of the draft, free agency and trades. He's also presided over the club's ability to retain their core players, re-signing several significant contributors to long-term contracts.

While his responsibilities have grown during his tenure with the Saints, Loomis has been a key figure in the highest management circle of the organization since arriving in 2000. Loomis joined the club as director of football administration, a post he held until 2002, handling contract negotiations, managing the salary cap and coordinating different areas of the football operations.

In 2005, Loomis helped steer the club through unprecedented challenges for an NFL team. He calmly guided the staff and players through a sudden evacuation from New Orleans in the wake of Hurricane Katrina, in addition to several moves of the club's base of operations.

Since 2003, Loomis has overseen two extensive renovations of Saints headquarters that have added an indoor practice facility, new weight room and cafeteria and completely renovated coaches and player personnel offices, meeting rooms and locker rooms, giving the club one of the NFL's top training complexes.

Prior to arriving in New Orleans, Loomis spent 15 years with the Seattle Seahawks, including as executive vice president from 1992-98. He joined the Seahawks in October, 1983, was promoted to vice president/finance in 1990 and to Executive Vice President in 1992.

A native of Eugene, Ore., Loomis has a degree in accounting from the University of Oregon and a master's degree in sports administration from Wichita State University.



DEBBIE GALLAGHER
Executive Assistant
to the Executive Vice
President/ General



DELL DEMPS

SENIOR VICE PRESIDENT OF BASKETBALL OPERATIONS/GENERAL MANAGER

Dell Demps enters his sixth season with the New Orleans Pelicans after being named the fourth general manager in franchise history on July 21, 2010. It is Demps' first stint as general manager of an NBA franchise. The 2015 NBA Playoffs marked the second post-season berth the franchise has earned since Demps joined the Pelicans. In his first season with New Orleans, the team made the 2011 playoffs after missing the postseason the year prior.

Demps, 44, joined the Pelicans after five seasons with the San Antonio Spurs and three years as the General Manager of the Spurs' NBA Development League affiliate, the Austin Toros. Demps joined the Spurs at the start of the 2005-06 season as Director of Pro Player Personnel and was promoted to Vice President of Basketball Operations in 2010. With the Spurs, Demps won an NBA Championship (2007). In each of the five seasons that he was with San Antonio, the team won at least 50 games. Prior to joining the Spurs, Demps worked for the New York Knicks from 2003 to 2005 where he joined the organization as a scout and was promoted to the Director of Pro Player Personnel. Demps also spent two seasons as an assistant coach with the Mobile Revelers in the NBA Development League from 2001-2003 where the Revelers captured the 2003 Development League championship.

Demps attended the University of the Pacific where he was a four-year starter on their basketball team, earning All-Big West honors three times. As a senior, he averaged 19.0 points and 5.8 rebounds and earned his bachelor's degree in business administration. While playing professionally, each summer he returned to Pacific and completed his Master's in Business Administration in 1998. Demps is currently a member of Pacific's Eberhardt School of Business Advisory Board. He was also elected to the Pacific Athletics Hall of Fame in 2003.

Demps had a 10-year basketball career where he played all over the world. He played for three seasons in the NBA with Golden State Warriors, San Antonio Spurs and the Orlando Magic. In addition, he played professionally in the Continental Basketball Association (CBA), Philippines, France, Greece, Turkey, Croatia and Venezuela.

Demps in the NBA/NBA Developmental League Front Office

Year	Title
2001-02	Assistant Coach-Mobile Revelers
2002-03	Assistant Coach-Mobile Revelers
2003-04	Scout-New York Knicks
2004-05	Scout/Director of Pro Player Personnel-New York Knicks
2005-06	Director of Pro Player Personnel-San Antonio Spurs
2006-07	Director of Pro Player Personnel-San Antonio Spurs
2007-08	Director of Pro Player Personnel-San Antonio Spurs/General Manager-Austin Toros (D-League)
2008-09	Director of Pro Player Personnel-San Antonio Spurs/General Manager-Austin Toros (D-League)
2009-10	Director of Pro Player Personnel-San Antonio Spurs/General Manager-Austin Toros (D-League)
2010-11	Senior Vice President and General Manager-New Orleans Hornets
2011-12	Senior Vice President and General Manager-New Orleans Hornets
2012-13	Senior Vice President and General Manager-New Orleans Hornets
2013-14	Senior Vice President and General Manager-New Orleans Pelicans
2014-15	Senior Vice President and General Manager-New Orleans Pelicans



ALVIN GENTRY

HEAD COACH

On May 30, 2015, Alvin Gentry was named the head coach of the New Orleans Pelicans – the sixth in the franchise's history.

Prior to joining the Pelicans organization, Gentry served as the associate head coach of the Golden State Warriors, helping navigate the team to one of the best seasons in NBA History. The Warriors won a franchise record 67 games – good for the best record in the NBA – and earned a trip to the 2015 NBA Finals to face the Cleveland Cavaliers.

Gentry, 60, brings more than 35 years of coaching experience to the Crescent City. Gentry has previously served as the head coach of the Miami

HEAT (1995), Detroit Pistons (1997-2000), Los Angeles Clippers (2000-2003) and Phoenix Suns (2008-2013). In 705 games, Gentry has amassed a career record of 335-370 (.475). During his tenure in Detroit, Gentry led the Pistons to the 1999 NBA playoffs during his only full season as head coach of the club. In Los Angeles, Gentry improved the Clippers' record by 16 wins during his first season in 2000-01 (31-51), and added another eight wins the following season (39-43), marking the franchise's best finish in nearly a decade. As head coach of the Suns, Gentry led the team to the 2010 Western Conference finals after a 54-28 regular season record – the fourth best in Phoenix franchise history.

Known for his offensive prowess, Gentry's 2009-10 Suns team led the NBA in scoring (110.2 points per game) as well as offensive rating (115.3), and finished fourth in pace of play (95.3), while being the only team in the league to connect on over 40-percent of their three-point field goal attempts (.412). During the 2013-14 season, Gentry served as the associate head coach of the Clippers, where Los Angeles led the league in both scoring (107.9 points per game) and offensive rating (112.1), while also finishing seventh in pace of play (95.9). This past season while with the Warriors, Golden State led the league in scoring (110.0 point per game) and pace of play (98.3), while finishing second in offensive rating (111.6).

A native of Shelby, N.C., Gentry was a college point guard at Appalachian State, where he graduated with a degree in management in 1977 before embarking on a coaching career. He earned his first opportunity as a graduate assistant at the University of Colorado during the 1977-78 season and landed a full-time assistant coaching job at Baylor in 1980 before returning to Colorado as an assistant coach from 1981-85. In 1985, Gentry joined Larry Brown's staff as an assistant at the University of Kansas, helping the Jayhawks capture the 1988 National Championship and then proceeding to follow Brown to the NBA as an assistant coach on his staff with the San Antonio Spurs. This will be Gentry's second stop in New Orleans, as he served as an assistant coach for Tim Floyd's staff during the 2003-04 season.

Gentry and his wife, Suzanne, have two sons, Ryan (17) and Jack (14). Alvin also has a daughter, Alexis (30), who lives in Denver.

Gentry Year-by-Year NBA Head Coach

Year	Team	W	L	Pct.
1994-95	Miami Heat	15	21	.417
1997-98	Detroit Pistons	16	21	.432
1998-99	Detroit Pistons	29	21	.580
1999-00	Detroit Pistons	28	30	.483
2000-01	Los Angeles Clippers	31	51	.378
2001-02	Los Angeles Clippers	39	43	.476
2002-03	Los Angeles Clippers	19	39	.328
2008-09	Phoenix Suns	18	13	.581
2009-10	Phoenix Suns	54	28	.659
2010-11	Phoenix Suns	40	42	.488
2011-12	Phoenix Suns	33	33	.500
2012-13	Phoenix Suns	13	28	.317
Totals		335	370	.475

Gentry Year-by-Year NBA Head Coach - Play-offs

Year	Team	W	L	Pct.
1998-99	Detroit Pistons	2	3	.400
2009-10	Phoenix Suns	10	6	.625
Totals		12	9	.571

Gentry Year-by-Year NBA Associate Head Coach

Year	Team	W	L	Pct.
2013-14	Los Angeles Clippers	57	25	.695
2014-15	Golden State Warriors*	67	15	.817
Totals		124	40	.756

*Won NBA Championship

**DARREN ERMAN****ASSOCIATE HEAD COACH**

Darren Erman enters his first season with the Pelicans after being named associate head coach on June 2, 2015. Erman comes to New Orleans from the Boston Celtics where he served as an assistant coach under Brad Stevens, helping Boston's defensive rating improve from 18th in the league (107.7) in 2013-14 to 12th (104.5) in 2014-15, and advancing to the NBA playoffs after a one year absence.

Erman joined Stevens' staff by way of Golden State, where he helped transform the Warriors' defense into one of the best in the NBA. Serving as an assistant coach from 2011-14, Golden State improved every year on the defensive end during Erman's tenure. In the 2011-12 season, his first with the team, Golden State ranked 28th in opponent points per game (101.2) and 27th in defensive rating (109.1). In his second season the Warriors improved to 19th in the league in opponent points per game (100.3) and 14th in defensive rating (105.5), and moved to 10th in the NBA in opponent points per game (99.5) and 4th in defensive rating (102.6) in the 2013-14 season.

Prior to his time in Golden State, Erman served as a coaching assistant for four season with the Celtics, working under Doc Rivers, Tom Thibodeau and Lawrence Frank. During his first stint in Boston, the Celtics captured the 2008 NBA championship, and boasted one of the league's most prolific defenses, ranking within the top five in opponent points per game and defensive rating all four years.

A native of Louisville, Ky., Erman began his coaching career as a student coach at Emory University in Atlanta, where he graduated summa cum laude/Phi Beta Kappa in 1997. After graduating from Northwestern University Law School in 2000, he practiced law at Latham & Watkins before making the decision to pursue coaching.

**ROBERT PACK****ASSISTANT COACH**

Robert Pack enters his first season as an assistant coach with the New Orleans Pelicans under Alvin Gentry, his second stint with the organization. Pack spent the previous two seasons as an assistant coach with the Oklahoma City Thunder. Pack began his coaching career in New Orleans, serving as an assistant coach in the Crescent City during the 2009-10 season before spending three seasons with the Los Angeles Clippers in a similar role.

After going undrafted out of the University of Southern California, Pack enjoyed a 13-year NBA playing career in which he averaged 8.9 points, 4.6 assists and 2.0 rebounds in 552 career games with the Portland Trail Blazers, Denver Nuggets, Washington Wizards, New Jersey Nets, Dallas Mavericks, Minnesota Timberwolves and the New Orleans Hornets. Pack appeared in 28 games for New Orleans during the 2002-03 season, averaging 5.2 points and 2.9 assists.

Nicknamed "Pac-Man", Pack was a member of the 1991-92 Portland team that advanced to the NBA Finals and was a member of the 1993-94 Denver Nuggets' squad that made NBA history as the first No. 8 seed to defeat a No. 1 seed in the first round of the NBA Playoffs. Pack was the runner-up in the 1994 NBA All-Star Slam Dunk Contest in Minneapolis. Upon the conclusion of his NBA playing career, Pack played overseas in Lithuania and Spain from 2004-2006 before pursuing a career in coaching.

A native of New Orleans, Pack played collegiate basketball at the University of Southern California, ranking seventh on the Trojans' all-time assists list (319) in just two seasons, while becoming the fourth player in school history to record back-to-back 100 assist seasons. In two years at Southern California, he averaged 13.4 points and 5.6 assists per game.

**PHIL WEBER****ASSISTANT COACH**

Phil Weber enters his first season in New Orleans as an assistant coach. Prior to joining the Pelicans, Weber served as the head coach of the NBA Development League's Sioux Falls Skyforce, leading the Skyforce to the team's first ever division championship. Before Sioux Falls, Weber served as an offensive advisor for Miami during the HEAT's back-to-back championship runs in 2012 and 2013. During the 2012-13 season, Miami posted the highest offensive efficiency rating in the NBA at 110.3.

Weber has over 30 years of coaching experience in the college and professional ranks. Weber began his coaching career serving in the NCAA as an assistant coach at the University of Florida (1984-89), before moving on to Chaminade University (1990-91) and Iona College (1991-95). Weber made the transition to the NBA in 1999, serving as an assistant with the Phoenix Suns until 2008, where he coached alongside current Pelicans Head Coach Alvin Gentry. From 2008-12, Weber served as an assistant with the New York Knicks.

A native of Northport, N.Y., Weber led Long Island Lutheran High School to a New York State Championship. After high school, Weber played for legendary coach Jim Valvano at North Carolina State, where he was a member of the 1983 NCAA Championship team.

Weber resides in New Orleans with his wife, Lila.



FRED VINSON

ASSISTANT COACH

Fred Vinson begins his sixth season as an assistant coach with the New Orleans Pelicans. Prior to joining the Pelicans, Vinson was an assistant coach for the Los Angeles Clippers from 2007-09. In addition to his duties as an assistant coach, Vinson also served as director of player programs for the Clippers, where he was responsible for mentoring young players and easing their transition to the NBA.

Vinson played 13 years of professional basketball, including two NBA seasons with the Atlanta Hawks and Seattle SuperSonics. In addition to playing in the United States Basketball League, Continental Basketball Association and American Basketball Association, Vinson spent several years overseas with professional clubs in the Philippines, Israel, Venezuela, Poland and France. In 2003, Vinson was a member of the CBA Champion Yakima Sun Kings, in addition to being named a CBA All-Star that season. He also holds the record for most points in a game in Guaiqueries de Margarita (Venezuela) team history with 53.

Vinson graduated from Georgia Tech in 1994 with a degree in business management and was a three-year letterman for the Yellow Jackets. He also attended Chowan Junior College (North Carolina), where he was inducted into the school's hall of fame in November 2014 for the men's basketball team.



KEVIN HANSON

ASSISTANT COACH

Kevin Hanson begins his sixth season with the Pelicans, his third as an assistant coach after serving as the team's player development coach in his first three seasons.

Hanson joined the San Antonio Spurs in the summer of 2008 as an assistant video coordinator and was named the Spurs' player development assistant in the summer of 2010.

Born and raised in Huntington Beach, Calif., he led Ocean View High School to a CIF Championship. He played four seasons at University of San Diego, earning a bachelor's degree in communications and a minor in sociology. After college, he spent five seasons playing professionally overseas in Argentina and Germany.



ELVIS VALCARCEL

SPECIAL ASSISTANT TO THE HEAD COACH

Elvis Valcarcel begins his first season with the Pelicans as the special assistant to the head coach after spending the past two seasons with the Sacramento Kings serving as the team's video coordinator.

Before joining the Kings, Valcarcel was the video coordinator for the Phoenix Suns from 2009-13 after serving as the assistant video coordinator during the 2008-09 season. While with the Suns, Valcarcel also was an assistant coach for the Suns' NBA

Summer League squad in 2010 and 2012 and did advance scouting in 2011 and 2012. Valcarcel was also the video coordinator for the Phoenix Mercury in 2009 when they won the WNBA championship. Prior to Phoenix, Valcarcel worked two years as an administrative assistant/video coordinator for the men's basketball program at Seton Hall University.

From Union City, N.J., Valcarcel earned a Bachelor of Arts degree in Criminal Justice and Sociology from Rutgers University.



JAMELLE MCMILLAN

PLAYER DEVELOPMENT COACH

Janelle McMillan begins his fourth season with the Pelicans, his third in the role of player development coach after serving as a coaching intern during the 2012-13 season. Prior to New Orleans, McMillan was the Director of Basketball Operations for Drake University. A four year player at Arizona State University, McMillan was a team captain and finished tied for 6th in school history with 122 games played. Additionally, his career 37.3% three-point shooting percentage ties for 10th all-time in Sun Devils history.

Born and raised in Seattle, Wash., McMillan is the son of Indiana Pacers lead assistant coach (and former Portland Trailblazers head coach) Nate McMillan. McMillan holds a bachelor's degree in communications earned in May 2011.



J.J. [JIMMY] POLK

EXECUTIVE DIRECTOR OF BASKETBALL ADMINISTRATION

J.J. Polk enters his sixth season with the New Orleans Pelicans, his fourth as executive director of basketball administration after spending his first two seasons as director of player contracts and basketball administration. Mr. Polk joined the Pelicans after practicing law at Bryan Cave LLP for six years as an associate in the Real Estate and Banking Practice Group.

Prior to attending law school, Mr. Polk played professional basketball in Sweden, Latvia and China.

Mr. Polk received his Juris Doctor from the University of Illinois College of Law. Mr. Polk earned a political science and managerial studies degree from Rice University.



DAVID BOOTH

DIRECTOR OF PLAYER PERSONNEL

David Booth begins his sixth season with the New Orleans Pelicans, his third as director of player personnel after serving as director of scouting in 2012-13 and regional scout from 2010-12.

Booth came to New Orleans from his alma mater, DePaul University, where he served as an assistant coach during the 2009-10 season. He received his first NBA experience as a regional scout with the Memphis Grizzlies from 2005-09 after a one-year stint as an assistant coach at Illinois Central Community College.

Prior to playing 13 years of professional basketball, Booth was a four-year letterman at DePaul from 1988-92, where he ranks among the program's top 10 in scoring, field goals, steals, free throws and blocked shots. He ranks second in school history with 1,933 career points and third all-time with 713 career field goals. Booth received a degree in communications from DePaul University in 1992. He and his wife, Melissa, have three children, Mariah, 24, Sydney, 20, and Brandon, 16.



SHANE KUPPERMAN

DIRECTOR OF BASKETBALL OPERATIONS

Shane Kupperman, a native New Orleanian, enters his seventh season with the New Orleans Pelicans. In his current role as director of basketball operations, Kupperman assists the general manager in the day-to-day management of basketball operations. In addition, his current responsibilities include salary cap management, roster management, and player evaluation at the collegiate, professional, and international levels. Kupperman previously served in a variety of roles with the Pelicans, including responsibility for the team's analytics efforts. Prior to joining the Pelicans, Kupperman served two seasons on the basketball staff at the University of Southern California under Head Coach Tim Floyd, during which USC won the PAC-10 Conference Tournament for the first time in school history. Kupperman began his basketball career while in college at Indiana University when he was a student manager.



MARC CHASANOFF

COORDINATOR OF PRO PLAYER PERSONNEL

Marc Chasanoff enters his sixth season with the New Orleans Pelicans, his third as coordinator of pro player personnel after previously serving as a pro scout, basketball operations assistant and video coordinator. Prior to coming to New Orleans, Chasanoff worked as a basketball operations intern with the Charlotte Bobcats.

Chasanoff, a Bradenton, Fla. native, went to Flagler College and received a degree in sports management and business administration.



DAN PURCELL

BASKETBALL OPERATIONS MANAGER

Dan Purcell enters his first season as the team's basketball operations manager after serving as basketball operations assistant for the Pelicans since 2013. Prior to joining the Pelicans, Purcell served as the director of basketball operations for the National Basketball Academy in Beachwood, Ohio.

Originally from Burton, Ohio, Purcell graduated from Lake Erie College (Painesville, Ohio), earning a bachelor's in business administration. While enrolled at Lake Erie,

Purcell was a member of the men's basketball team that captured two Allegheny Mountain Collegiate Conference Championships and made two appearances in the NCAA Tournament.



BRYSON GRAHAM

SCOUTING COORDINATOR

Bryson Graham begins his sixth season with the Pelicans, his second in the role of scouting coordinator after serving as the team's video coordinator from 2012-14, player development director/basketball operations associate in 2011-12 and as a front office intern in 2010-11.

Prior to joining the Pelicans, Graham was a graduate assistant for the Texas A&M men's basketball team while in graduate school following a three year playing career at

A&M. Graham was part of the Aggies men's basketball teams that advanced to the Sweet Sixteen in 2006-07 and the second round of the NCAA Tournament in 2007-08 and 2008-09, graduating in 2009 with a degree in human resource development with a minor in business. Before his time in College Station, Graham attended junior college and played basketball at Lon Morris College in Jacksonville, Texas and spent the previous season playing prep school basketball at Maine Central Institute in Pittsfield, Maine.

Born and raised in San Antonio, Texas, Graham graduated from Ronald Reagan High School in 2004. He was selected to the Big 12 All-Academic Team three consecutive seasons between 2007 and 2009 and was also part of the Big 12 Winter Chick-fil-A Community of Champions.



MATT WHINREY

VIDEO COORDINATOR

Matt Whinrey begins his third season with the Pelicans, his second in the role of video coordinator after serving as the assistant video coordinator in 2013-14.

Prior to joining the Pelicans, Whinrey was an NBA regional scout and basketball operations assistant for the Cleveland Cavaliers. After graduating with a degree in math and psychology from IUPUI in 2009, Whinrey worked as a student assistant coach for the men's basketball team before being named an assistant coach from 2010-2012.



DUANE BROOKS

HEAD ATHLETIC TRAINER

Duane Brooks, who brings over two decades of experience in his field, enters his second season with the New Orleans Pelicans after spending the previous 13 seasons as the New Orleans Saints' assistant athletic trainer. Brooks is responsible for the health care, prevention and rehabilitation of injuries, daily training room operations and maintenance of the team's medical records. Brooks joined the Saints in 2002 after spending six seasons with Florida State University in a similar capacity. His contributions since have helped the

athletic training staff earn several awards, including the 2007 Southeastern Athletic Trainers' Association (SEATA) Professional Athletic Trainers Award and both the Professional Football Athletic Training Society Staff of the Year and Fain Cain Memorial Award in 2006.

While at Florida State, Brooks was the assistant football athletic trainer and head athletic trainer for the baseball team. He traveled to the College World Series three times and was a member of a staff that participated in four national championship football games. Brooks completed summer internships with the Tampa Bay Buccaneers in 1992, 1993 and 1996.

A member of both the National Athletic Trainers Association and the Louisiana Athletic Trainers Association, Brooks has a bachelor's degree from Florida A&M and earned his master's degree in athletic administration at Florida State.



JASON SUMERLIN

HEAD STRENGTH & CONDITIONING COACH

Jason Sumerlin enters his second season with the Pelicans, his first as the head strength & conditioning coach. In this role, Sumerlin will oversee the athletic development and training of Pelican players. Last season, Sumerlin was the assistant strength & conditioning coach for the club.

Prior to joining the Pelicans, Sumerlin spent five seasons serving as the assistant strength coach for the San Antonio Spurs, during which the Spurs made two appearances in the

NBA Finals in 2013 and 2014, capturing the NBA Championship in five games over Miami in 2014.

A native of San Antonio, Sumerlin graduated from Texas Tech University in Lubbock, earning a degree in sports science with a minor in nutrition. While at Texas Tech, Sumerlin served as an assistant strength and conditioning coach for the football and golf teams.



MICHAEL RUFFIN

ASSISTANT STRENGTH & CONDITIONING/PLAYER DEVELOP-

A nine-year NBA veteran, Michael Ruffin enters his second year as player development coach for the Pelicans and his first as the assistant strength and conditioning coach. Selected No. 32 overall in the 1999 NBA Draft out of the University of Tulsa, Ruffin appeared in 414 career games with Chicago, Philadelphia, Utah, Washington, Milwaukee and Portland, and also played internationally in Spain.

A Denver native, Ruffin was a member of the gold-medal-winning United States team at the 1997 World University Games.



DAVID JOVANOVIC

EQUIPMENT MANAGER

David Jovanovic, an employee of the franchise since their inaugural season in 1988, returns for his 29th season with the Pelicans in 2015-16.

His responsibilities as the team's equipment manager consist of ordering and maintaining all of the team's equipment and maintaining the team's locker room. At home games, he ensures that the team and their opponents have everything they need for game preparation. In addition, he travels with the team to all preseason, regular season and

playoff games and can be found in his usual seat at the end of the bench.

"Big Shot," as he is known by the players and staff, also directs the team's extensive ball boy program.

Along with his daily responsibilities with the team, he has also assisted with the original 1988 CBA tryouts for the team, the 1991, 2008 and 2014 NBA All-Star Games, training camp for the 1995 USA Women's Basketball Team that competed in Atlanta for the Summer Olympics, an exhibition game with the 1994 USA Men's Basketball Team that competed in the World Championships in Toronto as well as numerous NCAA Tournament Regionals and ACC Tournaments.

A native of Arlington, Va., Jovanovic attended Belmont Abbey College in Belmont, N.C., and earned his bachelor's degree in mathematics in 1988.

BASKETBALL OPERATIONS STAFF



TODD HOOKS
Assistant Athletic
Trainer & Physical
Therapist



**TERRANCE "DOC"
MARTIN**
Director of Player
Programs



RANDY GREENUP
Director of Team
Security



KORY JOHNSON
Assistant Equipment
Manager/Travel
Coordinator



SOMAK SARKAR
Basketball Op-
erations Strategic
Analyst



JARED LEWIS
Physical Therapist




JASON BROWN
Assistant Video
Coordinator



BRIAN ORMANDY
Assistant Video
Coordinator

PLAYERS



2015-16 PELICANS ROSTER

No	Player	Pos	Ht	Wt	Birthdate	College/Prior to NBA	Exp
42	Alexis Ajinca	C	7-2	248	5/06/1988	St. Etienne/France	5
33	Ryan Anderson	F	6-10	240	5/06/1988	California/USA	7
3	Omer Asik	C	7-0	255	7/04/1986	Fenerbahce S.K./ Turkey	5
8	Luke Babbitt	F	6-9	225	6/20/1989	Nevada/USA	5
30	Norris Cole	G	6-2	175	10/13/1988	Cleveland State/USA	4
44	Dante Cunningham	F	6-8	230	4/22/1987	Villanova/USA	6
23	Anthony Davis	F-C	6-10	253	3/11/1993	Kentucky/USA	3
16	Toney Douglas	G	6-2	185	3/16/1986	Florida State/USA	6
1	Tyreke Evans	G-F	6-6	220	9/19/1989	Memphis/USA	6
15	Alonzo Gee	G	6-6	220	5/29/1987	Alabama/USA	6
10	Eric Gordon	G	6-4	215	12/25/1988	Indiana/USA	7
11	Jrue Holiday	G	6-4	205	6/12/1990	UCLA/USA	6
5	Kendrick Perkins	C	6-10	280	11/10/1984	Clifton J. Ozen H.S. (TX)/USA	12
20	Quincy Pondexter	F-G	6-6	225	3/10/1988	Washington/USA	5
4	Ish Smith	G	6-0	175	7/5/1988	Wake Forest/USA	5

Head Coach: Alvin Gentry (Appalachian State)

Assistant Coaches: Darren Erman (Emory), Robert Pack (Southern California), Phil Weber (North Carolina State), Fred Vinson (Georgia Tech), Kevin Hanson (San Diego)

Athletic Trainer: Duane Brooks (Florida A&M)

2015-16 PELICANS NUMERICAL ROSTER

1	Tyreke Evans
3	Omer Asik
4	Ish Smith
5	Kendrick Perkins
8	Luke Babbitt
10	Eric Gordon
11	Jrue Holiday
15	Alonzo Gee
16	Toney Douglas
20	Quincy Pondexter
23	Anthony Davis
30	Norris Cole
33	Ryan Anderson
42	Alexis Ajinca
44	Dante Cunningham

ALEXIS AJINCA - #42



Position: Center

Years Pro: 5

Height: 7-2

Weight: 248

Birthdate: May 6, 1988

Birthplace: Saint-Etienne, France

CAREER HIGHS

PTS 24 vs. MIA 2/27/15

FGM 10 @ TOR 1/18/15

FGA 14 @ BKN 3/10/15

3FGM 3 @ DEN 3/21/11

3FGA 5 @ DEN 3/21/11

FTM 8 vs. IND 2/11/15

FTA 10 @ IND 1/4/14

OREB 6 (2 TIMES)

DREB 10 @ PHI 1/16/15

TREB 14 @ PHI 1/16/15

ASTS 4 (2 TIMES)

STLS 3 @ BKN 3/10/15

BLKS 5 @ MIN 1/23/15

MINS 34 @ TOR 1/18/15

Transactions: Drafted 20th overall by Charlotte in 2008 NBA Draft.....Traded by Charlotte with center Tyson Chandler to Dallas for center Erick Dampier, forwards Eduardo Najera and Matt Carroll and cash considerations July 13, 2010...Traded by Dallas with a second-round draft choice and cash considerations to Toronto for the draft rights to Giorgos Printezis January 24, 2011...Signed by the New Orleans Pelicans on December 20, 2013...Re-signed to multi-year contract by New Orleans on July 9, 2015.

2014-15 Season: Averaged 6.5 points and 4.6 rebounds in 68 appearances (8 starts)...Recorded five double-doubles and scored in double figures 20 times and blocked two-plus shots nine times... Shot .550 from the field...Made NBA Playoffs debut, appearing in three of New Orleans' four games against GSW...Scored 17 points and tallied career-highs in field goal attempts (14), assists (four), and steals (three) 3/10 at BKN...Notched a double-double with 10 points and 11 rebounds 3/4 vs. DET...Recorded his third double-double of the season with 13 points and 12 rebounds 3/2 at DAL...Scored a career-high 24 points including the go-ahead basket in a win 2/27 vs. MIA...Sunk eight free throws in as many attempts, a career-high 2/11 vs. IND...Recorded a career-high 5 blocks 1/23 at MIN...Notched 22 points on 10-of-13 shooting in a win 1/18 at TOR...Scored 16 points to go along with a career-high 14 boards en route to his second double-double of the season 1/16 at PHI...Recorded a double-double with 10 points and 13 rebounds vs. POR 12/20 in just 15 minutes of action...Got his first start of the season 11/17 at POR, blocking a shot and scoring six points on three-of-five shooting. Averaged 4.8 ppG, 6.7 rpg and 1.9 bpg in five preseason contests.

Professional: Has averaged 4.3 points, 3.1 rebounds and 11.8 minutes in 127 appearances (36 starts) with Charlotte, Dallas, Toronto, and New Orleans... **2013-14 Season (New Orleans):** Averaged 5.9 points and 4.9 rebounds in 56 appearances (30 starts)...Recorded three double-doubles and scored in double figures 13 times and blocked two-plus shots 12 times...Snagged 10 boards to go along with nine points and three blocks in a win 3/28 vs. UTA...Racked up 10 points and seven boards off the bench 3/19 vs. TOR...Recorded his second double-double of the season with an 11 point, 10 rebound effort 3/1 at LAC...Tallied 14 points, eight rebounds, and tied a career high with three assists 2/26 at DAL... Had one of the best game of his career, recording then-career-highs in points (19), FGM (7), FGA (13), OREB (6), and TREB (12) in a losing effort 2/24 vs. LAC... Scored 16 points on a perfect 7-of-7 from the field, while collecting nine rebounds including a then-career-high eight defensive boards 2/12 at MIL...Collected 10 rebounds 2/3 vs. SAS... Tied a then-career-high with three blocked shots on a night where he was a perfect four-of-four from the field 2/1 vs. CHI...Set a then-career-high in blocks 1/24 at DET with three...Led the team in rebounding in his Pelicans debut with 11 at POR 12/21... **2010-11 (Toronto/Dallas):** Appeared in 10 games and made two starts with Dallas, totaling 29 points, 17 rebounds and 75 minutes before being traded to Toronto on January 4, 2011... Averaged 4.8 points, 2.5 rebounds and 11.0 minutes in 24 games with Toronto ... Scored in double-digits on three occasions for Toronto ... Shot 5-of-6 from the free throw line, both then-career highs, 4/13 vs. MIA ...Tied a career-high with two steals 4/11 at MIL ... Recorded then-career highs in assists (3) and minutes played (24), and matched his then-career-high with eight defensive rebounds at GSW on 3/25 ... Scored a season-high 11 points, tying his career highs in three-pointers made and attempted (3-of-5), in 16 minutes 3/21 at DEN...Missed two games (Mar. 9-11) with a sore right knee ... Totaled 10 points 2/22 at CHA ... Scored 10 points 1/28 vs. MIL ... Played six minutes and contributed two points, one rebound and one steal in his Raptors debut 1/26 vs. PHI... **2009-10 (Charlotte):** Appeared in six games with CHA, averaging 1.7 points and 5.0 minutes ...

D-League: Assigned to the Maine Red Claws (11/30 – 2/2)... In 22 games with Maine, averaged 14.6 points, 7.5 rebounds, 3.1 blocks and 26.0 minutes, while shooting 54.6 per cent from the field (113-207) and 74.8 percent (95-127) from the free throw line ... Named to the Eastern Conference D-League All-Star Team but was unable to play due to injury... Registered a triple-double with 26 points, 13 rebounds and 10 blocks vs. Austin on Jan. 22, marking the 6th points/rebounds/blocks triple-double in D-League history ... **2008-09 (Charlotte):** Played in 31 games (four starts) as a rookie with CHA ... Averaged 2.3 points and 1.0 rebounds in 5.9 minutes ... Set a then-career-high with 12 points in 20 minutes at NOH on 12/10 ... Led or tied for the team lead in blocks twice and steals twice.

Personal: Name is pronounced ah-lex-SEE ah-Gin-sa ... Native of Saint Etienne, France ... Father was a wrestler from the French Islands and mother is a native of France ... Did not start playing basketball until age 12 ... Was a world-class BMX rider as a youth, with multiple top-five finishes in the UCI World Championships for his age group, including a second-place finish in 1997... Sister Elodie was a BMX World Champion in 2003 ... Lists "Remember the Titans" as his favorite movie and "House of Payne" as his favorite TV show... Likes reggae music ... An early entry candidate in the 2008 Draft after spending the previous two seasons playing professionally in his native France.

NBA REGULAR SEASON STATS

Season	Team	GP	MIN	FGM	FGA	FG%	FTM	FTA	FT%	OREB	DREB	TREB	AST	TO	STL	BLK	PF	PTS	PPG	RBP	APG
2008-09	CHA	31	182	25	69	0.362	20	119	0.773	9	21	30	3	12	7	6	34	70	2.3	1.0	0.1
2009-10	CHA	6	30	5	10	0.500	0	1	0.754	1	3	4	0	2	1	1	5	10	1.7	0.7	0.0
2010-11	TOT	34	340	59	133	0.444	13	18	0.737	17	61	78	10	18	11	19	73	143	4.2	2.3	0.3
2013-14	NOP	56	951	136	250	0.544	56	67	0.836	94	183	277	40	63	23	46	187	328	5.9	4.9	0.7
2014-15	NOP	68	957	181	329	0.550	81	99	0.818	104	211	315	47	69	21	51	151	443	6.5	4.6	0.7
Totals	--	195	2460	406	791	0.513	170	213	0.798	225	479	704	100	164	63	123	450	994	4.1	2.7	0.4

3-Point FG: 2008-09, 0-2 (.000); 2010-11, 12-34 (.353); 2013-14, 0-1 (.000). Totals: 12-37 (.324).

NBA POSTSEASON STATS

Season	Team	GP	MIN	FGM	FGA	FG%	FTM	FTA	FT%	OREB	DREB	TREB	AST	TO	STL	BLK	PF	PTS	PPG	RBP	APG
2014-15	NOP	3	10	4	4	1.000	0	0	--	0	1	1	1	0	1	0	2	8	2.7	0.3	0.3
Totals	--	3	10	4	4	1.000	0	0	--	0	1	1	1	0	1	0	2	8	2.7	0.3	0.3

RYAN ANDERSON - #33



Position: Forward
Years Pro: 7
Height: 6-10
Weight: 240
Birthdate: May 6, 1988
Birthplace: Sacramento, Calif.
College: University of California, Berkeley
High School: Oak Ridge H.S. (El Dorado Hills, Calif.)

CAREER HIGHS

PTS 36 @ CHI 12/2/13
FGM 13 (2 TIMES)
FGA 23 @ PHX 11/23/12
3FGM 8 (4 TIMES)
3FGA 14 (3 TIMES)
FTM 10 vs SAS 1/18/12
FTA 11 vs BOS 3/20/12
OREB 11 @ PHI 1/30/12
DREB 11 vs POR 3/10/12
TREB 20 @ PHI 1/30/12
ASTS 5 @ OKC 12/12/12
STLS 5 (2 TIMES)
BLKS 3 (2 TIMES)
MINS 57 @ CHI 12/2/13

Transactions: Selected by New Jersey in the first round (21st overall) of the 2008 NBA Draft...Traded by New Jersey to Orlando along with Vince Carter in exchange for Rafer Alston, Tony Battie and Courtney Lee (Jun. 25, 2009)...Acquired July 11, 2012, from the Orlando Magic via sign-and-trade for Gustavo Ayón.

2014-15 Season: Averaged 13.7 points and 4.9 rebounds in 61 appearances (5 starts)...Recorded three double-doubles and scored in double figures 42 times...Shot .854 from the free throw line...Appeared in all four of New Orleans' post-season games against Golden State, averaging 10.8 points, 2.3 rebounds, and 2.3 assists per contest while shooting .417 from three-point range...Scored 26 points on 10-of-14 (.714) shooting, including 2-of-3 from three-point range 4/23 vs. GSW...Returned from a MCL sprain 4/1 at LAL and scored 17 points on five-of-eleven from the field...Exited the game after seven minutes of action due to a right MCL sprain 2/21 at MIA...Scored 18 points, including his 5,000th career point 1/25 vs. DAL...Did not dress 1/23 due to bilateral ankle inflammation...Notched his third double-double of the season with 18 points and 11 rebounds 12/31 at SAS...Made his first start of the season 12/14 vs. GSW, playing a season-high 45 minutes in an overtime loss...Scored 30 points on 9-of-18 shooting, including a career-high-tying 8-of-14 three-point field goals made and attempted 12/12 vs. CLE...Recorded his first double-double of the season, scoring 23 points and grabbing 11 boards 12/2 vs. OKC...Returned to his home town of Sacramento and scored 22 points on 9-of-17 shooting, on his way to becoming the franchise's all-time leading bench scorer, in a win over the Kings 11/18...Became the franchise's all-time leader in three-point field goals made by a reserve player 11/17 at POR...Scored 23 first half points en route to a 32 point performance at CLE 11/10...Returned to form opening night after missing 60 games in 2013-14 by scoring 22 points and grabbing nine rebounds vs. ORL.

Professional: Has appeared in 418 career NBA regular season games (152 starts) with New Jersey, Orlando and New Orleans, averaging 12.5 points and 5.5 rebounds in 25.3 minutes per game...Shooting .379 (849-2,243) from three-point range and .858 (754-879) from the free throw line...Also played in 24 playoff outings for Orlando and New Orleans, averaging 5.6 points and 4.2 rebounds in 20.4 minutes per game...Won the 2011-12 NBA Most Improved Player award...**2013-14 (New Orleans):** Appeared in 22 games (14 starts) and averaged 19.8 points, 6.5 rebounds and 0.8 assists before being sidelined for the remainder of the season with a herniated disc when he collided with Boston's Gerald Wallace 1/3/14...In those 22 games, Anderson led the team in scoring nine times and notched four double-doubles...Anderson scored in double figures in 21 out of his 22 appearances, and recorded 20-plus points in nine of those games...Scored a game-high 25 points 1/1 at MIN...Scored 22 points and grabbed 12 rebounds 12/28 at HOU...Recorded a double-double with 16 points and 10 rebounds 12/27 vs. DEN...Chipped in 21 points to lead the team 12/17 at GSW...Scored 26 points on 10-21 shooting 12/15 at DEN...Scored 22 points 12/11 vs. DET...Had 18 points and two steals 12/6 vs. OKC...Gathered a season-high 14 rebounds 12/4 vs. DAL...Notched a career-high 36 points in a triple overtime thriller 12/2 at CHI...**2012-13 (New Orleans):** Appeared in 81 games (22 starts) and averaged 16.2 points, 6.4 rebounds and 1.2 assists...Finished second in the NBA with a career-high 213 3PT FGM in 557 attempts (38.2%)...Led the team in scoring 26 times, in rebounding 16 times and tied for the lead in assists once...Poured in fifth 20-plus point, 10-plus rebound performance in L vs. DAL on 4/14 finishing with 20 points and 12 rebounds...Finished with 17 points and 10 rebounds en route to his 10th double-double of the season 4/7 at PHX...Recorded six points in final 15.6 seconds to lead NOH to victory over POR on 3/10 and finished with 20 points and 13 rebounds total...Finished with 20 points and 12 rebounds 2/22 vs. DAL, including 18 points and 10 rebounds in the second half alone...Scored a game-high

31 points on a career-high-tying 13 made FG on 2/11 at DET, marking his third 30-plus point game of the season...scored 34 points as part of a double-double... (11,11), making a career-high 13 field goals, including tying a career-high eight three-point field goals on 11/23 at PHX... **2011-12 (Orlando)**: Won the NBA's Most Improved Player award...Played and started in 61 games with Orlando, averaging 16.1 ppg and 7.7 rpg in 32.2 mpg...Shot .393 (166-422) from three-point range and .877 (150-171) from the free throw line...Led the NBA in both three-point field goals made and attempted, while ranking seventh in free throw percentage, tied for 27th in three-point field goal percentage, ranking 29th in rebounding and 33rd in scoring...started all five playoff outings, averaging 9.6 ppg and 4.6 rpg in 34.4 mpg...During the regular season, led (or tied) the team in scoring 16 times and in rebounding 10 times...Scored in double figures 50 times and 20-plus points in 211 games...finished with 14 double-doubles...Pulled down 10-plus rebounds 16 times, including a career-high 20 rebounds at PHI, 1/30...Had at least one steal 31 times and two-or-more steals nine times, including a career-high five steals vs. MIL, 3/3...Recorded at least one blocked shot 21 times...**2010-11 (Orlando)**: Played in 64 games (14 starts) with ORL, averaging 10.6 ppg and 5.5 rpg in 22.3 mpg...Shot .393 (134-341) from three-point range and .812 (95-117) from the free throw line...Appeared in six playoff games, averaging 4.7 ppg and 4.5 rpg in 24.5 mpg....During the regular season, led (or tied) the team in scoring five times and in rebounding three times...Had six double-doubles...Recorded a career-high three blocked shots 11/3 vs. MIN and 1/24 vs. DET...Missed nine games (Dec. 4-21) due to a sprained right mid-foot...**2009-10 (Orlando)**: Appeared in 63 games with ORL, averaging 7.7 ppg and 3.2 rpg in 14.5 mpg...Shot .370 (78-211) from three-point range...Started in six outings, averaging 15.0 ppg. and 5.0 rpg. in 25.2 mpg...Also played in nine playoff outings, averaging 2.6 ppg and 3.4 rpg in 9.9 mpg...Had one double-double: 20 points and a season-high 10 rebounds on 11/4 vs. PHX...**2008-09 (New Jersey)**: Played in 66 games during his rookie campaign with New Jersey, averaging 7.4 ppg and 4.7 rpg in 19.9 mpg...Shot .365 (69-189) from three-point range and .845 (98-116) from the free throw line...Made 30 starts, averaging 8.7 ppg. and 6.0 rpg. during that span...Ranked 10th among all NBA rookies in three-point FG percentage.

College (University of California, Berkeley, 2006-08): Played two seasons at the University of California, averaging 18.7 ppg and 9.0 rpg in 33.0 mpg in 66 career games...Started every game he played at Cal...Shot .484 (419-866) from the field, .396 (122-308) from three-point range and .841 (276-328) from the free throw line during his collegiate career...Named Second Team All-America by The Sporting News and earned First Team All-Pac-10 honors after his sophomore season (2007-08)...Led the Pac-10 in scoring, averaging 21.1 ppg, (ranked 18th in nation) and ranked third in rebounding, pulling down 9.9 rpg....His 697 points ranks as the second-highest total in Cal history....Became first player in school history to record at least 600 points and 300 rebounds in a single season...As a freshman (2006-07), led the Bears in scoring and rebounding, averaging 16.3 ppg and 8.2 rpg....Also finished fifth in the conference in both categories, the only player in the Pac-10 to rank in the top five in each area...Was named Honorable Mention All-Pac-10...Set a school freshman record with 269 rebounds...Named MVP of the Great Alaska Shootout.

Personal: Along with Anthony Davis, took 75 children on a holiday shopping spree at Toys-R-Us in December 2014...Donated 2,000 tickets to 2014-15 Pelicans games to underprivileged children...One of 13 players named to the 2012 USA Men's Select Team that trained against the Men's National Team prior to the 2012 Olympics...Represented the NBA in China, visiting the cities of Dalian, Beijing and Guangzhou while participating in NBA FIT clinics and interacting with Chinese youth...Full name is Ryan James Anderson...Lists golf as his favorite hobby...From ages of 14-16, would go once a year with church group to help improve impoverished areas of Mexico...Was given the nickname "Rhino" while at Cal...Favorite television show is *Family Guy*.

NBA REGULAR SEASON STATS

Season	Team	GP	MIN	FGM	FGA	FG%	FTM	FTA	FT%	OREB	DREB	TREB	AST	TO	STL	BLK	PF	PTS	PPG	RBP	APG
2008-09	NJN	81	1452	160	406	0.394	92	119	0.773	75	192	267	60	103	59	25	121	3.3	0.7	3.3	0.7
2009-10	ORL	66	1477	150	365	0.411	86	114	0.754	95	213	308	66	91	59	34	136	4.7	1.0	4.8	5.6
2010-11	ORL	76	2066	225	474	0.475	101	137	0.737	139	446	585	103	116	92	51	153	7.7	1.4	4.6	4.5
2011-12	ORL	61	1963	332	757	0.439	150	171	0.877	224	247	471	54	57	50	26	146	980	16.1	7.7	0.9
2012-13	NOH	81	2502	472	1115	0.423	152	180	0.844	191	328	519	97	97	42	31	179	1309	16.2	6.4	1.2
2013-14	NOP	22	795	155	354	0.438	59	62	0.952	66	76	142	17	20	10	7	47	436	19.8	6.5	0.8
2014-15	NOP	61	1675	291	729	0.399	129	151	0.854	108	187	295	55	62	33	20	113	833	13.7	4.8	0.9
Totals	--	418	10584	1805	4275	0.422	754	879	0.858	892	1403	2295	364	404	234	156	860	5213	13.1	5.6	0.8

3-Point FG: 2008-09, 69-189 (.365); 2009-10, 78-211 (.370); 2010-11, 134-341 (.393); 2011-12, 166-422 (.393); 2012-13, 213-557 (.382); 2013-14, 67-164 (.409); 2014-15, 122-359 (.340) Total 849-2243 (.379).

NBA POSTSEASON STATS

Season	Team	GP	MIN	FGM	FGA	FG%	FTM	FTA	FT%	OREB	DREB	TREB	AST	TO	STL	BLK	PF	PTS	PPG	RBP	APG
2009-10	ORL	9	89	9	29	0.31	1	1	1.000	8	23	31	3	5	2	2	12	23	2.6	3.4	0.3
2010-11	ORL	6	147	8	30	0.267	6	6	1.000	10	17	27	3	1	5	1	16	28	4.7	4.5	0.5
2011-12	ORL	5	172	15	44	0.341	6	7	0.857	9	14	23	4	9	3	2	22	48	9.6	4.6	0.8
2014-15	NOA	4	95	16	36	0.444	6	6	1.000	7	10	17	9	4	0	2	12	43	10.8	2.3	2.3
Totals		24	503	48	139	0.345	19	20	0.950	34	64	98	19	19	10	7	62	142	5.6	4.2	0.8

3-Point FG: 2009-10, 4-14 (.286); 2010-11, 6-20 (.300); 2011-12, 12-30 (.400); 2014-15, 5-12 (.417); Total: 27-76 (.355).

OMER ASIK - #3



Position: Center
Years Pro: 5
Height: 7-0
Weight: 255
Birthdate: July 4, 1986
Birthplace: Bursa, Turkey

CAREER HIGHS

PTS	22 vs ORL 4/1/13	OREB	10 vs. ORL 10/28/14
FGM	11 vs ORL 4/1/13	DREB	17 (3 TIMES)
FGA	14 vs NOH 1/2/13	TREB	23 (2 TIMES)
3FGM	--	ASTS	4 @ DEN 1/30/13
3FGA	1 @ POR 4/5/13	STLS	4 vs DET 11/10/12
FTM	11 (2 TIMES)	BLKS	5 (5 TIMES)
FTA	14 (2 TIMES)	MINS	44 at POR 11/16/12

Transactions: Drafted by Portland (36th overall) in the second round of the 2008 NBA Draft ... Draft rights were traded to Chicago in exchange for Denver's 2009 second-round pick, New York's 2009 second-round selection and Chicago's 2010 second-round pick on Sept. 10, 2010 ... Signed as a restricted free agent by the Rockets on July 24, 2012, after Chicago chose not to match Houston's offer sheet. Acquired from Houston in three team trade by New Orleans along with Omri Casspi in exchange for a future first-round pick ... Re-signed to a multi-year contract by the New Orleans Pelicans on July 9, 2015.

2014-15 Season: In 76 games with the New Orleans Pelicans (all starts), averaged 7.3 points, 9.8 rebounds and 0.7 blocks per game in 26.1 minutes...Averaged 4.1 points and 5.5 rebounds over four games in first round series vs. Golden State...Grabbed 13 rebounds 4/20 at GSW...Grabbed a season-high 18 rebounds in a win 4/10 vs. PHX...Tied a season-high with seven field goals (7-of-9), scoring 15 points 3/29 vs. MIN...Tied a season-high with 16 points to go along with 11 rebounds 3/17 vs. MIL...recorded a double-double, scoring 10 points and grabbing 13 rebounds, including a season-high eight offensive boards 3/15 vs. DEN...Notched his 10th double-double of the season with 12 points and 15 rebounds 3/10 at BKN...Grabbed 16 boards (14 defensive) 3/1 vs. DEN...Recorded his eighth double-double of the season, scoring 14 points and grabbing 11 rebounds, while also setting season-highs from the foul stripe with six makes on 10 attempts 2/23 vs. TOR...Recorded five blocks 2/9 vs. UTA, tying a career-high...Notched his 7th double-double of the season with 10 points and 11 rebounds 1/25 vs. DAL...Grabbed a season-high-tying 17 rebounds to go along with 11 points, recording his 6th double-double of the season 1/19 at NYK...Recorded his fifth double-double of the season with 14 boards and a season-high 16 points 12/9 vs. NYK...Inactive with lower back pain, missing the matchups 11/17-11/22 at POR, SAC, DEN, and UTA...Recorded 14 points and 17 rebounds (including a career-high 10 offensive) and career-high-tying five blocks in his Pelicans debut 10/28 vs. ORL.

Professional: Has appeared in 354 career NBA regular season games (179 starts) with Chicago, Houston, and New Orleans... Holds averages of 5.9 points, 7.7 rebounds and 0.9 blocks per game in 20.8 minutes... Owns 120 career 10-plus rebounding games, including four career 20-rebound performances... Has appeared in 37 career playoff games for Chicago, Houston and New Orleans, averaging 4.1 points and 5.5 rebounds... **2013-14 (Houston):** In 48 games with the Houston Rockets (19 starts), averaged 5.8 points, 7.9 rebounds and 0.8 blocks per game in 20.2 minutes... Pulled down a team-high 10 rebounds off the bench at MEM 11/25... Returned to the lineup with five rebounds in 10:59 of action at MIL 2/8, marking his first game action since at UTA 12/2... Collected 12 boards at LAL 2/19... Started at center vs. UTA 3/17, posting 12 points (5-of-12 FG) and 11 rebounds... Recorded 12 points (5-of-9 FG) and 11 boards vs. LAC 3/29... Had 12 points (5-of-8 FG), a career-high 23 rebounds and two blocks at BKN 4/1... Added 15 boards at TOR 4/2 and 12 rebounds vs. OKC 4/4... Posted a season-high 18 points (6-of-11 FG, 6-of-11 FT), a career-high-tying 23 rebounds (17 in the first half), three steals and three blocks vs. DEN 4/6... **2012-13 (Houston):** In his first season with Houston in 2012-13, averaged 10.1 points, 11.7 rebounds and 1.06 blocks in 82 games (82 starts)... **2011-12 (Chicago):** Appeared in all 66 games (two starts) with Chicago, averaging 3.1 points, 5.3 rebounds, 1.03 blocks (31st in NBA) and 14.7 minutes per game... Grabbed 10 or more rebounds five times and scored 10-plus points three times... Tallied eight points (3-of-6 FG), 14 boards and a career-high-tying five blocks vs. Washington (11/11/12)... Finished with a season-high 11 points (5-of-6 FG) vs. PHX 1/17... Made his first career start vs. CHA 1/21, posting six points, a season-high 15 rebounds, three steals and two blocks in 38:36 of play... Matched his five blocks vs. DEN 3/26... Netted nine points (3-of-6 FG) and equaled his season-best 15 boards (seven offensive) at CHA 4/18... **2010-11 (Chicago):** Appeared in

all 82 games with the Bulls, posting averages of 2.8 points, 3.7 boards, 0.68 blocks and 12.1 minutes per game...Posted four games of double-digit rebounding, three games with 10- plus points and recorded one double-double...Ranked fifth in the NBA in offensive rebounds per 48 minutes (5.4), 11th in blocks per 48 minutes (2.72), 12th in rebounds per 48 minutes and 20th in defensive rebounds per 48 minutes (9.4)...Posted 13 points (5-6 FG), seven boards and a season-high five blocks vs. TOR 1/4...Pulled down 11 rebounds despite not attempting a field goal or a free throw vs. MIA 2/24 to become the first rookie in NBA history to grab at least 10 boards in a game without taking a shot of any kind...Grabbed 13 rebounds at ORL 3/4...Notched his first career double-double with 11 points and a season-high 16 boards at NJN 3/17...Scored a season-high 14 points (6-of-6 FG) vs. SAC 3/21.

International: Member of Turkish national team at 2014 FIBA World Cup, helping lead his country to a 4-3 finish and an appearance in the quarter finals...Averaged 9.9 points and a team-high 8.4 rebounds...Best game of the tournament came in a 77-73 overtime win against Finland, recording a game-high 22 points on 7-of-12 (.583) shooting from the field and a game-high eight rebounds... Grew up playing for Fenerbahçe S.K. Istanbul (2005-10) in his native Turkey ... Was loaned to Kadikoy Belediyesi in the Turkish League's second division for the majority of the 2005-06 season ... Played with the silver-medal-winning Turkish National Team in the U-20 European Championships in Izmir, Turkey ... Was again a member of the silver-medal-winning Turkish squad at the 2010 FIBA World Championships held in Istanbul ... Missed two months of action due to a broken left clavicle in 2009-10 ... In 2007-08 between Alpella and Fenerbahçe, he led the league in blocked shots (1.90) ... Set a Euroleague record for blocked shots in Top-16 round play with 19 in 2007-08 and garnered Turkish League All-Star honors for the second year in a row ... In 2006-07, led the league in rebounding (11.2 rpg) and ranked second in blocked shots (2.00 bpg), earning Turkish League All-Star honors and Eurobasket.com All-Turkish League Newcomer of the Year accolades.

Personal: Born Omer Faruk Asik on July 4, 1986, in Bursa, Turkey...Hosted a holiday party with the USO and Chicago Housing Authority in 2010 ... Visited members of the Houston Police Department on Sept. 11, 2012, thanking them for their service in commemoration of Patriot Day...Donated over 1,000 Pelicans tickets to underprivileged children during the 2014-15 season.

LUKE BABBITT - #8



Position: Forward
Years Pro: 5
Height: 6-9
Weight: 217
Birthdate: June 20, 1989
Birthplace: Cincinnati, Ohio
College: Nevada
High School: Galena H.S. (Reno, Nev.)

CAREER HIGHS

PTS	24 @ HOU 4/12/14	OREB	4 @ UTA 2/9/15
FGM	8 @ HOU 4/12/14	DREB	8 (2 TIMES)
FGA	18 @ HOU 4/12/14	TREB	11 @ GSW 4/13/11
3FGM	4 (7 TIMES)	ASTS	5 @ OKC 4/11/14
3FGA	10 @ GSW 1/11/13	STLS	2 (5 TIMES)
FTM	4 (2 TIMES)	BLKS	3 @ TOR 2/10/14
FTA	4 (2 TIMES)	MINS	41 @ MEM 4/21/12

Transactions: Selected by the Minnesota Timberwolves in the first round (16th pick overall) of the 2010 NBA Draft...Acquired by Portland from Minnesota along with Ryan Gomes for Martell Webster on June 24, 2010...Signed with Nizhny Novgorod of Russia in August 2013...Signed by New Orleans on February 4, 2014...Re-signed to a multi-year contract by New Orleans on July 20, 2015.

2014-15 Season: Averaged 4.1 points, 1.8 rebounds and 13.2 minutes in 63 games (19 starts)...Shot 47.9% (92-192 FGs) from the field and 51.3% (59-115 3FGs) from 3-point range...Scored a season-high 18 points to lead all Pelicans scorers on 7-of-9 from the field while also grabbing a season-high eight rebounds in a come-from-behind victory 2/23 vs. TOR...Scored 15 points to lead the Pelicans, to go along with eight boards in a season-high 34 minutes off the bench 2/11 vs. IND...Scored 15 points and grabbed six rebounds, including a career-high four offensive rebounds 2/9 vs. UTA...Made 4-of-5 three pointers for a 12 point effort at LAC 12/6...Got his first start of the season, scoring six points on 2-of-5 from the field in a win 12/2 vs. OKC...Scored 12 points by knocking down four-of-four three pointers in a win vs. MIN 11/14...Averaged 5.6 ppg and 2.3 rpg in seven preseason contests.

Professional: Holds averages of 4.2 points, 2.1 rebounds, and 0.5 assists per game in 216 career games (25 starts)...Career 40.3% 3-point shooter (203-of-504)...**2013-14 (New Orleans):** Averaged 6.3 points, 3.3 rebounds and 17:32 minutes in 27 games (two starts)...Shot 39.0% (60-of-154 FGs) from the field, 37.9 % (36-of-95 3FGs) from 3-point range and 77.8 % (14-of-18 FTs) from the line...Grabbed a season-high eight boards 4/17 vs. HOU...Tallied a career-best 24 points on 8-of-18 (both career-highs) from the field while recording a career-high seven rebounds in a season high 34 minutes...Recorded a career-high of five assists 4/11 at OKC...Scored 12 points 4/9 vs. PHX...Tallied 11 points 3/21 at ATL...Scored 10 points on 4-of-6 shooting 2/26 at DAL...Tied a season high with two assists 2/24 vs. LAC...Poured in 10 points off the bench in his fourth game as a Pelican with five rebounds and one assist 2/12 at MIL...In his third game as a Pelican, recorded a career-high three blocks 2/10 at TOR...Totalled nine points and four rebounds 2/9 at BKN...Made first appearance with NOLA on 2/7 vs. MIN where he recorded five points, six rebounds, and a career high two blocks...DNP - CD - 7 times...**2012-13 (Portland):** Averaged 3.9 points, 2.2 rebounds, 0.5 assists, and 0.2 steals in 62 games (no starts), while shooting .368 from 3-point field goal range (62-of-178)...**2011-12 (Portland):** Averaged 5.1 points, 2.4 rebounds, and 0.4 assists in 40 games (four starts) ... Team leader in 3-point field goal percentage, shooting 43.0% from downtown (43-of-100) ... Made his first career start and scored 18 points (7-of-17 FG) on April 16 at Phoenix ... One of only five NBA players to make at least two 3-pointers and shoot at least 40 percent from 3-point range in seven consecutive games (March 9-20) ... Notched 16 points (5-of-8 FG) 3/29 vs. NOH ... Grabbed a season-high seven rebounds in a career-high 41 minutes 4/21 at MEM...Recorded three consecutive double-digit scoring efforts April 16-21, averaging 14.7 points during that span...Put up seven double-digit scoring efforts on the year ...**D-League:** Played in three games for the Idaho Stampede (all starts) from 1/6-9, averaging 21.0 points and 9.0 rebounds, including a 35-point and 11-rebound performance vs. Bakersfield 1/7...**2010-11 (Portland):** Averaged 1.5 points, 1.3 rebounds, 0.3 assists and 5.7 minutes in 24 games with Portland...Notched a season-high 11 points and a career-high 11 rebounds, marking his first career double-double 4/13 at GSW ...**D-League:** Assigned to Idaho Stampede from 3/3-27...In 13 games (nine starts) over two stints, averaged 19.0 points (49.1% FG, 88.2% FT), 7.6 rebounds and 1.3 assists in 28.8 minutes...Dropped a game-high 34 points on 12-of-16 shooting in 30 minutes 3/27 at Austin...Registered game highs of 30 points and 14 rebounds

NBA REGULAR SEASON STATS

Season	Team	GP	MIN	FGM	FGA	FG%	FTM	FTA	FT%	OREB	DREB	TREB	AST	TO	STL	BLK	PF	PTS	PPG	RBP	APG
2010-11	CHI	82	989	78	141	0.553	73	145	0.503	112	194	306	32	64	20	56	153	229	2.8	3.7	0.4
2011-12	CHI	66	971	79	156	0.506	47	103	0.456	127	223	350	32	68	30	68	121	205	3.1	5.3	0.5
2012-13	HOU	82	2464	332	614	0.541	168	299	0.562	275	681	956	75	173	46	87	223	832	10.1	11.7	0.9
2013-14	HOU	48	968	101	190	0.532	78	126	0.619	101	277	378	25	59	14	37	92	280	5.8	7.9	0.5
2014-15	NOP	76	1982	213	412	0.517	131	225	0.582	244	504	748	72	95	29	54	144	557	7.3	9.8	0.9
Totals	--	354	7374	803	1513	0.531	497	898	0.553	859	1879	2738	236	459	139	302	733	2103	5.9	7.7	0.7

3-Point FG: 2012-13, 0-1 (.000).

NBA POSTSEASON STATS

Season	Team	GP	MIN	FGM	FGA	FG%	FTM	FTA	FT%	OREB	DREB	TREB	AST	TO	STL	BLK	PF	PTS	PPG	RBP	APG
2010-11	CHI	15	148	6	13	0.462	3	10	0.300	10	21	31	1	2	2	8	21	15	1.0	2.1	0.1
2011-12	CHI	6	128	7	14	0.500	6	17	0.353	8	20	28	8	1	1	10	14	20	3.3	4.7	1.3
2012-13	HOU	6	208	22	39	0.564	30	47	0.638	21	46	67	3	3	3	10	22	74	12.3	11.2	0.5
2013-14	HOU	6	163	16	33	0.485	3	3	1.000	21	28	49	4	3	3	4	29	35	5.8	8.2	0.7
2014-15	NOP	4	79	2	10	0.200	4	7	0.571	12	17	29	6	5	5	0	10	8	2.0	7.3	1.5
Totals	--	37	726	53	109	0.486	46	84	0.548	72	132	204	22	43	14	32	96	152	4.1	5.5	0.6

3/16 vs. Tulsa.

College (Nevada 2008-10): Played two seasons for Nevada from 2008-10, averaging 19.4 points (48.0% FG, 42.1% 3-PT, 89.3% FT), 8.1 rebounds and 1.8 assists in 68 games (all starts) ... Broke Nevada's single-season scoring record (743 points) in 2009-10 and became the eighth player in school history to reach 1,000 points in two seasons ... Ranks 12th on Nevada's career scoring list with 1,316 points in just two seasons ... Also ranks first in career free throw shooting at 89.3% (351-of-393) and fifth in career 3-point percentage at 42.1% (75-of-178) ... Led the Wolf Pack in scoring and rebounding in both years, and started all 68 games over his two seasons ... 2009-10: Named 2010 WAC Player of the Year and AP Honorable Mention All-American as a sophomore ... Led team in points (21.9), rebounds (8.9) and free throw percentage (91.7%), while ranking second in 3-point percentage (41.6%) and third in assists (2.1) ... Ranked second in the WAC in both points (ninth in nation) and rebounding ... Finished third in the country in foul shooting percentage, setting team records with a 91.7 percent mark and 199 free throws made ... Started and scored in double figures in all 34 of the team's games, including 23 contests with 20 points or more ... Led the WAC with 16 double-doubles ... Became Nevada's first men's basketball student-athlete to earn Academic All-American honors ... 2008-09: Named 2009 WAC Freshman of the Year and earned First Team All-WAC honors as a freshman ... Led team in points (16.9), rebounds (7.4) and free throw percentage (86.4%), while ranking second in 3-point percentage (42.9%) ... Ranked third in the WAC and second among freshmen nationally in scoring ... Third in the WAC in rebounding ... Set Nevada's single-season freshmen records for scoring (573 points), free throw percentage and 3-point percentage ... Started all 34 of the team's games, scoring in double figures 31 times ... Notched a team-best six double-doubles.

Personal: Son of Bob and Laura Babbitt of Reno, Nevada... Has two sisters ... Represented the Trail Blazers during the team's announcement of a single-affiliation with the D-League's Idaho Stampede ... Participated in Portland's 2010 Summer League tip-off at New Columbia ... Enjoys playing tennis and golf ... Notched averages of 13.3 points and 7.3 rebounds in four games (all starts) at the 2012 NBA Summer League ... Averaged a team-high tying 14.2 points to go with 3.8 rebounds and 1.80 steals in five games (all starts) for Portland's 2010 NBA Summer League squad.

NBA REGULAR SEASON STATS

Season	Team	GP	MIN	FGM	FGA	FG%	FTM	FTA	FT%	OREB	DREB	TREB	AST	TO	STL	BLK	PF	PTS	PPG	RBP	APG
2010-11	POR	24	137	15	55	0.273	3	9	0.333	6	24	30	6	8	2	2	15	36	1.5	1.3	0.3
2011-12	POR	40	537	71	173	0.410	17	20	0.850	16	79	95	16	27	10	4	46	202	5.1	2.4	0.4
2012-13	POR	62	730	86	234	0.368	10	13	0.769	15	122	137	29	22	14	5	82	244	3.9	2.2	0.5
2013-14	NOP	27	473	60	154	0.390	14	18	0.778	18	70	88	29	15	7	11	52	170	6.3	3.3	1.1
2014-15	NOP	63	830	92	192	0.479	13	19	0.684	12	99	111	24	26	17	11	63	256	4.1	1.8	0.4
Totals	--	216	2707	324	808	0.401	57	79	0.722	67	394	461	104	98	50	33	258	908	4.2	2.2	0.5

3-Point FG: 2010-11, 3-16 (.118); 2011-12, 43-100 (.430); 2012-13, 62-178 (.348); 2013-14, 36-95 (.379); 2014-15, 59-115 (.513);

Totals: 203-504 (.403).

NORRIS COLE - #30



Position: Guard
Years Pro: 4
Height: 6-2
Weight: 175
Birthdate: October 13, 1988
Birthplace: Dayton, Ohio
College: Cleveland State
High School: Dunbar H.S. (Dayton, Ohio)

CAREER HIGHS

PTS	23 vs WAS 10/29/14	OREB	3 (2 TIMES)
FGM	9 vs WAS 10/29/14	DREB	10 @ CLE 4/15/13
FGA	16 vs BOS 12/27/11	TREB	11 @ CLE 4/15/13
3FGM	3 (8 TIMES)	ASTS	9 (3 TIMES)
3FGA	7 vs WAS 10/29/14	STLS	4 (4 TIMES)
FTM	7 @ MEM 11/11/12	BLKS	2 (3 TIMES)
FTA	8 (2 TIMES)	MINS	52 @ BKN 1/10/14

Transactions: Drafted by the Chicago Bulls in the first round (28th overall) of the 2011 NBA Draft...Acquired by Miami on draft night in a three-way trade between the Bulls, Heat, and Minnesota Timberwolves...Traded to New Orleans from Miami along with Shawne Williams, Justin Hamilton, and cash considerations on February 19, 2015...Re-signed by New Orleans September 17, 2015.

2014-15 Season: Averaged 7.6 points, 3.4 assists, 2.1 rebounds and 24.4 minutes in 75 games (25 starts) for New Orleans and Miami...Shot 41.2% (230-of-558 FGs) from the field, 31.3% (55-of-176 3FGs) from 3-point range and 71.6% (58-of-81 FTs) from the line...Appeared in 28 games for Pelicans after being acquired on 2/19, averaging 9.9 points and 3.2 assists...Appeared in all four post-season games for New Orleans, averaging 8.8 points and 1.8 assists...Scored in double figures twice during playoff series vs. GSW...Tallied seven assists in a win 4/7 vs. GSW...Scored 17 points off the bench in a win 4/1 at LAL...Started in place of an injured Tyreke Evans and scored 16 points on 6-of-11 shooting from the field 3/10 at BKN...Led all Pelicans scorers with 19 points on 8-of-12 shooting from the field 3/2 at DAL...Scored 15 points on 7-of-11 shooting from the field in a comeback win 2/23 vs. TOR...Made his Pelicans debut 2/21 at MIA, scoring 12 points and grabbing six boards...Traded to New Orleans on 2/19...Averaged 6.3 points and 3.5 assists in 47 games with Miami...Scored a career-high 23 points on opening night 10/29 vs. WAS.

Professional: Holds averages of 6.6 points, 2.6 assists and 1.8 rebounds in 302 career games (37 starts)...Holds playoff career averages on 4.2 points and 1.5 assists over 64 games...Appeared in NBA Finals first three professional seasons, capturing NBA Championships in first two (2012, 2013)...**2013-14 (Miami):** Was the only member of the HEAT to appear in all 82 games (six starts) and averaged 6.4 points (.414 FG%, .779 FT%), 3.0 assists, 2.0 rebounds and 24.6 minutes...Set single-season career highs in games played, starts, minutes played, points scored, field goals made and attempted, three-point field goals made and attempted, free throw percentage, defensive and total rebounds, assists and steals...Topped the HEAT in steals 15 times, in assists on 10 occasions and in minutes three times...Was Miami's leading scorer off the bench on 17 occasions and also topped the HEAT reserves in assists a team-high 53 times, in steals 35 times, in minutes on 25 occasions and in rebounds nine times...Scored in double figures 21 times...Had at least one steal in a career-high eight consecutive games from 1/29-2/18...Scored his 1,000th career point vs. DET 12/3...Appeared in his 200th career game vs. NYK 2/27...Recorded season highs in points (18), field goals made (8) and field goals attempted (14) in a career-high 52:09 minutes at BKN 1/10...**2012-13 (Miami):** Appeared in a team-high 80 games (four starts) for the HEAT and averaged 5.6 points (.421 FG%, .650 FT%), 2.1 assists, 1.6 rebounds and 19.9 minutes...Sat out 12/4 at WAS due to a strained right groin and was a DNP-CD once (11/3 vs. DEN)...Topped the HEAT in steals 11 times, in minutes in four contests, in assists twice and rebounds once...Was Miami's top scorer off the bench on 12 occasions and also led the Miami reserves in assists 37 times, in steals 29 times, and in rebounds and minutes six times each...Scored in double-figures 13 times...Grabbed double-figure rebounds once and posted one double-double...Recorded his first career double-double at CLE 4/15 and just missed a triple-double by a single assist finishing with season highs in points (16), rebounds (career-high 11) and assists (career-high tying nine)...**2011-12 (Miami):** Appeared in 65 games (two starts) for the HEAT and averaged 6.8 points (.393 FG%, .776 FT%), 2.0 assists, 1.4 rebounds and 19.4 minutes...Did not miss any games due to injury, but was a DNP-CD once (4/12)...Ranked among the NBA rookie leaders in free throw percentage (8th), assists (12th) and scoring average (17th)...Tied for the HEAT lead in games played with Shane Battier...

College (Cleveland State 2009-13): Played four seasons at Cleveland State University appearing in 140 career games (106 starts) and averaged 14.1 points (.435 FG%, .826 FT%), 3.3 assists, 3.2 rebounds, 1.48 steals and 29.4 minutes...Ranked first alltime in CSU history at the conclusion of his collegiate career in games played (140), consecutive starts (105) and minutes played (4,114), second in wins (90) and third in points scored (1,978)...Scored in double-figures 94 times, including 39 games with at least 20 points, three 30-point efforts and one 40-point game...Served as team captain his final two seasons...Captured both Horizon League Player of the Year and Defensive Player of the Year honors as a senior in 2010-11...As a senior, he set career highs and led the Vikings in scoring (21.7 ppg), assists (5.3 apg) and steals (2.22 spg)...Had career-highs in points (41) and rebounds (20) and tallied nine assists vs. Youngstown State on Feb. 12, 2011...Led CSU in scoring and assists and ranked second in steals as a junior in 2009-10...Earned team Most Improved Player honors as a sophomore in 2008-09 after finishing second on the team and sixth in the Horizon League in scoring...Helped lead CSU to the 2009 NCAA Tournament...Was named to the Horizon League All-Tournament team as a sophomore.

Personal: Full name is Norris G. Cole II...Born in Dayton, Ohio...Twitter account is @PG30_Cole...His cousin, Trent Cole, is a defensive lineman for the Indianapolis Colts...Graduated from Cleveland State University with a degree in health science...Has his own website (www.coleworld30.com)...Served as the Salutatorian of his senior class at Dunbar H.S. and was a member of the National Honor Society...In addition to playing basketball at Dunbar H.S. he was a two-time all-league choice as a quarterback on the football team and also lettered once each in baseball and track (long jump).

NBA REGULAR SEASON STATS

Season	Team	GP	MIN	FGM	FGA	FG%	FTM	FTA	FT%	OREB	DREB	TREB	AST	TO	STL	BLK	PF	PTS	PPG	RBP	APG
2011-12	MIA	65	1260	177	450	0.393	66	85	0.776	21	70	91	133	105	44	2	124	441	6.8	1.4	2.0
2012-13	MIA	80	1590	179	425	0.421	52	80	0.650	18	112	130	164	104	57	7	155	445	5.6	1.6	2.1
2013-14	MIA	82	2014	207	500	0.414	53	68	0.779	17	143	160	248	127	77	5	156	527	6.4	2.0	3.0
2014-15	TOT	75	1831	230	558	0.412	58	81	0.716	13	146	159	255	99	57	15	124	573	7.6	2.1	3.4
Totals	--	302	6695	793	1933	0.410	229	314	0.729	69	471	540	800	435	235	29	559	1986	6.6	1.8	2.6


3-Point FG: 2011-12, 21-76 (.276); 2012-13, 35-98 (.357); 2013-14, 60-174 (.345); 2014-15, 55-176 (.313). Total: 171-524 (.326)

NBA POSTSEASON STATS

Season	Team	GP	MIN	FGM	FGA	FG%	FTM	FTA	FT%	OREB	DREB	TREB	AST	TO	STL	BLK	PF	PTS	PPG	RBP	APG
2011-12	MIA	19	170	12	37	0.324	7	9	0.778	1	9	10	12	5	7	0	24	34	1.8	0.5	0.6
2012-13	MIA	21	418	49	102	0.480	14	19	0.737	6	33	39	42	23	15	2	40	129	6.1	1.9	2.0
2013-14	MIA	20	404	32	78	0.410	13	15	0.867	1	21	22	36	19	8	1	34	92	4.6	1.1	1.8
2014-15	NOP	4	106	15	36	0.417	2	3	0.667	1	6	7	7	8	0	1	15	35	8.8	1.8	1.8
Totals	--	64	1098	108	2530	0.42687747	36	46	0.783	9	69	78	97	55	30	4	113	290	4.2	1.2	1.2

3-Point FG: 2011-12, 3-12 (.250); 2012-13, 17-32 (.531); 2013-14, 15-40 (.375); 2014-15, 3-14 (.214). Totals: 38-98 (.388)

DANTE CUNNINGHAM- #44



Position: Forward
Years Pro: 6
Height: 6-8
Weight: 230
Birthdate: April 22, 1987
Birthplace: Clinton, Md.
College: Villanova
High School: Potomac H.S. (Oxon Hill, Md.)

CAREER HIGHS

PTS	23 vs POR 2/4/13	OREB	8 @ MIN 2/14/11
FGM	11 vs POR 2/4/13	DREB	10 (2 TIMES)
FGA	17 vs POR 2/4/13	TREB	14 vs MIN 3/27/12
3FGM	1 (2 TIMES)	ASTS	4 @ DEN 1/3/13
3FGA	2 (2 TIMES)	STLS	4 vs TOR 4/5/13
FTM	6 vs HOU 4/11/14	BLKS	5 vs UTA 2/9/15
FTA	10 vs HOU 4/11/14	MINS	45 vs ORL 4/6/11

Transactions: Selected 33rd overall by the Portland Trail Blazers in the 2009 NBA Draft...Traded by Portland with Sean Marks and Joel Pryzbilla, along with two future first-round draft picks, to the Charlotte Bobcats in exchange for Gerald Wallace on Feb. 24, 2011...Signed as a free agent with the Memphis Grizzlies on Dec. 23, 2011...Traded to Minnesota Timberwolves on July 24, 2012 in exchange for Wayne Ellington...Signed with New Orleans as an unrestricted free agent December 4, 2014...Re-signed to multi-year contract by New Orleans on July 9, 2015.

2014-15 Season: Averaged 5.2 points and 3.9 rebounds in 25.0 minutes over 66 games (27 starts)...Appeared in all four play-off games, averaging 5.3 points and 4.5 rebounds...Had 10 games of 10-plus points...Finished one rebound short of his second double-double of the season, scoring 12 points and grabbing nine boards 4/10 vs. PHX...Grabbed double-digit rebounds for the third time this season with 10 boards (season-high five offensive) 4/8 at MEM...Played a season-high 41 minutes 3/15 vs. DEN...Attempted a season-high 15 field goals, connecting on six of them for 12 points 3/2 at DAL...Scored 14 points on 7-of-12 shooting 3/1 at DEN...Recorded a double-double with 10 points and 10 rebounds 2/27 vs. MIA...Recorded a career high five blocks 2/9 vs. UTA...Grabbed a season-high 12 rebounds, including 10 defensive boards that tied a career-high 1/30 vs. LAC...Scored 14 points on a season-high 7-of-12 from the floor 1/23 at MIN...Inserted into the starting lineup for the first time this season, registered season highs in blocks (3) and rebounds (7) 1/9 vs. MEM...Scored a season-high 15 points off the bench, including the second three-pointer of his career in a win 12/18 at HOU...Scored 13 points and grabbed five rebounds in an overtime loss 12/14 vs. GSW.

Professional: Holds averages of 6.0 points and 3.9 rebounds in 432 career games (68 starts) with Portland, Charlotte, Memphis, Minnesota, and New Orleans...Has appeared in 16 career playoff games for Portland, Memphis and New Orleans, averaging 3.3 points and 2.6 rebounds...**2013-14 (Minnesota):** Averaged 6.3 points, 4.1 rebounds and 1.0 assist in 20.2 minutes in 81 games (seven starts)...**2012-13 (Minnesota):** Played in 80 games (nine starts), logging 25.1 mpg...Recorded career-highs across the board - 8.7 ppg, 5.1 rpg, and 0.8 apg - while shooting 46.8% from the floor and 65.0% from the FT line...Swiped 84 steals (1.05 spg) and ranked 4th in the NBA in steal/turnover ratio (1.50-to-one)...Reached double-figures on 32 occasions, including 10 times in his final 16 outings...Hauled in his 1000th career rebound 3/17 vs. New Orleans...**2011-12 (Memphis):** Averaged 5.2 points and 3.8 rebounds on 51.6% shooting in 17.6 minutes in 64 games (five starts)...Scored in double-figures 10 times, including 13 points 3/27 vs. MIN and 4/3 vs. GSW...After playing one minute in the previous game, moved into the starting lineup and posted his first double-double of the season with 13 points and a career-best 14 rebounds 3/27 vs. MIN...Made the game-winning tip in with 0.2 seconds left to give MEM a one-point victory over DEN on 2/17...**2010-11 (Portland/Charlotte):** Averaged 6.2 points, 3.6 rebounds and 0.6 blocks on .462 shooting in 21.0 minutes in 78 games (18 starts) in his second NBA season for the Portland Trail Blazers and Charlotte Bobcats...Averaged 9.0 points and 4.0 rebounds on .508 shooting in 24.0 minutes in 22 games (nine starts) after being acquired by Charlotte...Scored 21 points on 4/1 vs. ORL and 4/11 vs. NJN...**2009-10 (Portland):** Averaged 3.9 points, 2.5 rebounds and 0.3 blocks in 11.2 minutes in 63 games in his first NBA season...Scored 10-plus points five times...Registered his first double-double with 13 points and 11 rebounds on 4/14 vs. GSW.

College (Villanova 2005-09): Appeared in a school-record 139 career games, with 104 starts while playing for Villanova...In his senior year, led the team in scoring and rebounding the entire season...Averaged 14.9 points and 8.1 rebounds per game

NBA REGULAR SEASON STATS																						
Season	Team	GP	MIN	FGM	FGA	FG%	FTM	FTA	FT%	OREB	DREB	TREB	AST	TO	STL	BLK	PF	PTS	PPG	RBP	APG	
2009-10	POR	63	707	106	214	0.495	31	48	0.646	54	106	160	14	15	24	22	97	243	3.9	2.5	0.2	
2010-11	TOT	78	1637	218	472	0.462	45	62	0.726	96	181	277	43	51	54	43	177	482	6.2	3.6	0.6	
2011-12	MEM	64	1124	144	279	0.516	45	69	0.652	91	155	246	37	29	42	34	98	333	5.2	3.8	0.6	
2012-13	MIN	80	2010	314	671	0.468	67	103	0.650	142	266	408	67	56	84	38	153	695	8.7	5.1	0.8	
2013-14	MIN	81	1635	236	509	0.464	38	67	0.567	112	218	330	83	42	62	58	146	510	6.3	4.1	1.0	
2014-15	NOP	66	1652	155	339	0.457	29	47	0.617	70	186	256	50	35	46	37	101	340	5.2	3.9	0.8	
Totals	--	432	8765	1173	2484	0.472	255	396	0.644	565	1112	1677	294	228	312	232	772	2603	5.9	3.8	0.7	
3-Point FG: 2009-10, 0-2 (.000); 2010-11, 1-13 (.077); 2011-12, 0-2 (.000); 2012-13, 0-6 (.000); 2013-14, 0-5 (.000); 2014-15, 1-10 (.100). Total: 2-38 (.053)																						
NBA POSTSEASON STATS																						
Season	Team	GP	MIN	FGM	FGA	FG%	FTM	FTA	FT%	OREB	DREB	TREB	AST	TO	STL	BLK	PF	PTS	PPG	RBP	APG	
2009-10	POR	5	42	9	15	0.600	5	6	0.833	5	8	13	0	3	5	0	10	23	4.6	2.6	0.0	
2011-12	MEM	7	49	4	11	0.364	0	0	0.000	6	5	11	0	1	1	2	3	8	1.1	1.6	0.0	
2014-15	NOP	4	75	9	11	0.818	3	3	1.000	4	14	18	2	0	3	4	7	21	5.3	4.5	0.5	
Totals	--	16	166	22	37	0.595	8	9	0.889	15	27	42	2	4	9	6	20	52	3.3	2.6	0.1	
3-Point FG: 2009-10, 0-1 (.000);Totals: 0-1 (.000)																						

ANTHONY DAVIS - #23



Position: Forward
Years Pro: 3
Height: 6-10
Weight: 253
Birthdate: March 11, 1993
Birthplace: Chicago, Ill.
College: University of Kentucky
High School: Perspectives Charter H.S. (Chicago, Ill.)

CAREER HIGHS			
PTS	43 (2 TIMES)	OREB	9 (2 TIMES)
FGM	17 (2 TIMES)	DREB	16 vs BOS 3/16/14
FGA	30 vs DET 3/4/15	TREB	21 vs BOS 3/16/14
3FGM	1 (3 TIMES)	ASTS	5 vs DEN 3/15/15
3FGA	2 (3 TIMES)	STLS	6 (2 TIMES)
FTM	14 at BOS 1/12/15	BLKS	9 (3 TIMES)
FTA	16 (3 TIMES)	MINS	50 vs DEN 3/15/15

Transactions: Selected by New Orleans with the 1st overall pick in the 2012 NBA Draft.

2014-15 Season: Averaged 24.4 points, 10.2 rebounds, 2.9 blocks, 1.5 steals and 2.2 assists in 68 contests (all starts) en route to being named a starter in the NBA All-Star Game for the first time of his career (2nd selection)...Named to All-NBA First Team and All-Defensive Second Team...Finished fifth in MVP voting... Named the NBA's Western Conference Player of the Week for games played from March 9-15...Made his post-season debut, appearing in all four games for New Orleans against GSW, averaging 31.5 points, 11.0 rebounds and 3.0 blocks per game, becoming the fourth player in NBA history to average at least 10 points and 10 rebounds through their first four playoff games... Led the team (or tied for the lead) in scoring 46 times, and in rebounds 40 times, recording 42 double-doubles...Led the NBA in blocked shots per game (2.9)...Recorded 39 performances of 20-plus points/10-plus rebounds...Recorded 20-plus points 53 times, and 30-plus points in 17 contests...Recorded double-digit rebounds on 42 occasions and five-plus blocks 11 times...He missed 14 games due to a multitude of injuries that included a chest contusion, toe sprain, adductor strain, shoulder sprain, and ankle sprain...Recorded his 40th double-double of the season with a 29-point, 10-rebound, four-block performance in a win 4/7 vs. GSW...Flirted with a quadruple-double in a 2OT loss 3/15 vs. DEN, tallying 36 points, 14 rebounds, nine blocks, and a career high seven assists in a career-high 50 minutes... Tied a career-high with 43 points on 17-of-23 shooting to go along with six assists 3/9 at MIL...Returned from his shoulder injury and put on a 39-point, 13-rebound, eight-block performance, shooting a career-high 17-of-30 from the field in a win 3/4 vs. DET, also becoming the franchise's all-time blocks leader, surpassing David West's mark of 435...Scored 41 points and hit the game-winning three-pointer as time expired to lift the Pelicans to a win 2/6 at OKC...Trailing by one point with 12.3 seconds remaining, hit two free throws, stole an inbounds pass, hit two more free throws, and grabbed defensive rebound to help seal 109-106 win over DAL 1/25, finishing with 28 points, 10 rebounds and five steals...Returned from toe injury to score 29 points on 11-of-18 from the floor 1/21 vs. LAL...Sunk a career-high 14 free throws (out of 15) in a 34-point effort at BOS 1/12... Grabbed a season-high 18 rebounds 12/30 vs. PHX...Played in his hometown of Chicago for the first time in his NBA career, recording 29 points, 11 rebounds, and six blocks 12/27...After starting 4-of-4 from the field, Davis checked out of the game with a chest contusion at the 5:30 mark of the first quarter and did not return 12/12 vs. CLE...Tallied a career-high 43 points on 16-of-23 from the field in a win 11/22 at UTA...Scored 2,500th career point in win 11/18 at SAC...Scored game-winning layup in a win at SAS 11/8...Started his third season with a 26 point, 17 rebound, 9 block, 3 steal (all game-highs) performance 10/28 vs. ORL.

Professional: Has played in 199 games (194 starts) with averages of 19.7 points, 9.5 rebounds, 2.5 blocks, and 1.3 steals. He has recorded 72 performances of 20-plus points/10-plus rebounds, 20-plus points 102 times, and 30-plus points in 26 contests...Recorded double-digit rebounds on 101 occasions and five-plus blocks 26 times...**2013-14 (New Orleans):** Averaged 20.8 points, 10.0 rebounds, 2.8 blocks, 1.3 steals and 1.6 assists in 67 contests (66 starts) en route to being named an NBA All-Star for the first time of his career...Led the team (or tied for the lead) in scoring 27 times, and in rebounds 45 times, recording 36 double-doubles...Led the NBA in blocked shots per game (2.8)...Recorded 27 performances of 20-plus points/10-plus rebounds...Recorded 20-plus points 39 times, and 30-plus points in 9 contests...Recorded double-digit rebounds on 23 occasions and five-plus blocks 13 times...He missed 15 games due to a multitude of injuries that included a fractured hand, illness, ankle soreness, and back spasms...Led the Pelicans to a home victory over the defending champion Miami Heat with a

30-point, 11-rebound performance 3/22...In 48 minutes, scored 40 points and grabbed a career-high 21 rebounds, including 16 defensive rebounds 3/16 vs. BOS in OT...Scored 36 points on 15-of-27 from the field in a loss 3/14 vs. POR...Scored 29 points and grabbed 10 boards 3/12 vs. MEM...Recorded 32 points, 17 boards, and six blocks in 45 minutes in an overtime win 3/9 vs. DEN...Grabbed nine boards in just 13 minutes of action before leaving the game with a shoulder injury 2/26 at DAL...Tallied 18 points and 13 rebounds before being disqualified with six fouls for the first time in his career 2/21 at CHA...Notched 19 rebounds, while also scoring 22 points and recording seven blocks 1/26 vs. ORL...Scored 24 points and grabbed 12 rebounds 12/18 at LAC in his return from a fractured hand...Scored seven points and grabbed four boards before injuring his hand 12/1 at NYK...Set a career-high in blocked shots (9) 11/16 vs. PHI...**2012-13 (New Orleans):** Averaged 13.5 points, 8.2 rebounds, 1.8 blocks, 1.2 steals and 1.0 assists in 64 contests (60 starts) en route to being named on the 2012-13 NBA All-Rookie First Team...Led the team (or tied for the lead) in scoring 10 times, and in rebounds 20 times...Led all rookies in rebounds per game (8.2), blocks per game (1.8), steals per game (1.2) and double-doubles (20)...Ranked fourth in points per game (13.5) among all rookies...Recorded six performances of 20-plus points/10-plus rebounds...Recorded 20-plus points 10 times, and double digit points in 44 contests...Recorded double-digit rebounds on 23 occasions and five-plus blocks twice...toted 18 points, 14 rebounds and four steals 4/9 at LAL...Recorded 18th double-double of the season with 24 points and 12 rebounds 4/5 at UTA...Recorded 17 points, 13 rebounds and 2 blocks in win vs. CLE on 3/31 including season high 11 FTA...Notched 4th 15-plus point/15-plus rebound performance in W vs. MEM on 3/22 with 18 points, 15 rebounds and 2 blocks...Hit the game-winning shot with 0.6 seconds left 3/20 vs. BOS, as he tipped in an Eric Gordon missed layup...Recorded third consecutive double-double with 17 points and 11 rebounds and tied a season-high with five blocked shots 3/12 at BKN...Tallied 20 points and then-career-high 18 rebounds in loss at MEM on 3/9...Poured in a 17 point, 15 rebound, four block performance in L vs. ORL on 3/4...Led team with 20 points while also grabbing eight rebounds 2/24 in W vs. SAC...Tallied a second consecutive double-double on 2/19 vs. CHI, scoring 15 points and grabbing 10 rebounds...On 2/13 vs. POR, led the team with 21 points and 11 rebounds...Scored a team-high 18 points in the loss at MIN on 2/2...Registered eighth double-double of the season with 13 points and 10 rebounds on 2/1 at DEN...Finished with 25 points, nine rebounds, three blocks and one steal 12/28 vs. TOR...Made his first start since returning from injury on 12/18 at GSW, collecting a then-career-high 16 rebounds and four steals...Recorded his then-career-high in points (28) as part of second career double-double...Recorded first double-double of NBA career with 23 points and 11 rebounds 11/9 vs. CHA...Led the team with 21 points while adding seven rebounds, one steal and one blocked shot 10/31 vs. SAS in season opener.

College (University of Kentucky 2011-12): Left Kentucky for the NBA after leading Wildcats to a national championship in his freshman season...Won six of the seven major National Player of the Year awards, getting the nod from the AP, USBWA and Basketball Times, and capturing the Wooden, Adolph Rupp and Naismith awards...Named Final Four Most Outstanding Player as UK won a national title...Led the nation in blocks (4.65 bpg), while leading the team in scoring (14.2 ppg), rebounding (10.4 rpg) and field goal percentage (.623)...Broke school and SEC records as well as an NCAA freshman record for blocks in a season (186)...Finished the season with 20 double-doubles, tops in the SEC and tied for the UK freshman record...Named SEC Defensive Player of the Year, SEC Freshman of the Year, First Team All-SEC, SEC All-Freshman Team and SEC All-Defensive Team...Winner of the 2011-12 Roy F. Kramer SEC Male Athlete of the Year...Averaged 13.7 points, 12.3 rebounds and 4.8 blocks in NCAA Tournament...Tied NCAA Championship game record for blocks (6)...Also grabbed 16 rebounds in that contest, vs. Kansas...In the Final Four vs. Louisville, posted 18 points (7-of-8 FGs), 14 rebounds and five blocks...Contributed 18 points (6-9 FGs), 11 rebounds, six blocks and two steals vs. Baylor in the Elite Eight...Notched 15 points with 12 rebounds and five assists in a win over Iowa St... During the regular season, tallied a career-high 28 points on 10-of-11 shooting, 11 rebounds, five blocks and two steals vs. Vanderbilt...Had a career-high 18 rebounds, along with 14 points and five blocks vs. Chattanooga.

Personal: Awarded the January 2015 NBA Cares Community Assist Award in recognition of his charitable efforts throughout New Orleans...In 2014 launched "AD's Flight Academy" which consists of monthly events with various groups in the Greater-New Orleans area during the season...Served Thanksgiving meals to needy families in November 2014...With teammate Ryan Anderson, took 75 local children on a holiday shopping spree at Toys-R-Us in December 2014...Provided over 3,700 tickets to underprivileged children to attend a Pelicans game during the 2014-15 season...Averaged 12.3 points and 6.6 rebounds for gold medal winning Team USA at 2014 FIBA World Cup...Best game of tournament came in 98-71 win over New Zealand, recording a game-high 21 points and 9 rebounds. Member of the 2012 U.S. Men's Olympic basketball team that captured the gold medal at the 2012 London Summer Olympics...averaged 3.7 points and 2.7 rebounds in 7.6 minutes per game while shooting 64.7% from the floor for Team USA at the London Olympics...Averaged 32 points, 22 rebounds, and seven blocked shots as a senior at Perspectives Charter High School in Chicago...Named Co-MVP of the Jordan Brand Classic All-American Game with 29 points, 11 rebounds, and four blocks...Registered 14 points, six rebounds and four blocks in the McDonald's All-American Game...Posted 16 points with 10 rebounds for the USA team in the Nike Hoops Summit...One of four finalists for the Morgan Wootten National Player of the Year Award and five finalists for the Naismith Award...A Parade first team All-American...Named all-conference three consecutive years while in high school...Stood just 6-3 at the start of his junior year of high school before a growth spurt took him to 6-10...Sister, Ilesha, was drafted by the Harlem Globetrotters in their sixth annual player draft.

NBA REGULAR SEASON STATS

Season	Team	GP	MIN	FGM	FGA	FG%	FTM	FTA	FT%	OREB	DREB	TREB	AST	TO	STL	BLK	PF	PTS	PPG	RBP	BPG
2012-13	NOH	64	1846	349	676	0.516	169	225	0.751	165	357	522	63	89	75	112	158	867	13.5	8.2	1.8
2013-14	NOP	67	2358	522	1005	0.519	348	440	0.791	207	466	673	105	109	89	189	200	1394	20.8	10.0	2.8
2014-15	NOP	68	2455	642	1199	0.535	371	461	0.805	173	523	696	149	95	100	200	141	1656	24.4	10.2	2.9
Totals	--	199	6659	1513	2880	0.525	888	1126	0.789	545	1346	1891	317	293	264	501	499	3917	19.7	9.5	2.5


3-Point FG: 2012-13, 0-6 (.000); 2013-14, 2-9 (.222); 2014-15, 1-12 (.083); Total: 3-27 (.111).

NBA POSTSEASON STATS

Season	Team	GP	MIN	FGM	FGA	FG%	FTM	FTA	FT%	OREB	DREB	TREB	AST	TO	STL	BLK	PF	PTS	PPG	RBP	BPG
2014-15	NOP	4	172	47	87	0.540	32	36	0.889	9	35	44	8	13	5	12	12	126	31.5	11.0	3.0
Totals	--	4	172	47	87	0.540	32	36	0.889	9	35	44	8	13	5	12	12	126	31.5	11.0	3.0

3-Point FG: 2014-15, 0-2 (.000); Total: 0-2 (.000).

TONEY DOUGLAS- #16



Position: Guard
Years Pro: 6
Height: 6-2
Weight: 185
Birthdate: March 16, 1986
Birthplace: Jonesboro, Georgia
College: Florida State
High School: Jonesboro H.S. (Jonesboro, Georgia)

CAREER HIGHS

PTS 30 at CHI 11/4/10 **OREB** 6 at CLE 4/20/12
FGM 10 (6 TIMES) **DREB** 7 (2 TIMES)
FGA 19 (5 TIMES) **TREB** 10 vs. WAS 11/5/10
3FGM 9 vs. MEM 3/17/11 **ASTS** 11 at DET 3/18/11
3FGA 12 vs. MEM 3/17/11 **STLS** 5 (2 TIMES)
FTM 8 vs. CHI 11/21/12 **BLKS** 2 vs. UTA 2/9/15
FTA 8 vs. CHI 11/21/12 **MINS** 41 (2 TIMES)

Transactions: Selected 29th overall in the 2009 NBA Draft by the Los Angeles Lakers, but traded on draft night to the New York Knicks in exchange for cash and a 2011 second round pick...Traded by New York with Josh Harrellson, Jerome Jordan, and two future 2nd round draft picks to the Houston Rockets for Marcus Camby on July 11, 2012...Traded by the Houston Rockets with Cole Aldrich, Patrick Patterson and cash to the Sacramento Kings for Francisco Garcia, Tyler Honeycutt and Thomas Robinson on February 20, 2013...Signed as a free agent with the Golden State Warriors July 18, 2013...As part of a 3-team trade on January 15, 2014, traded by the Golden State Warriors to the Miami Heat; the Boston Celtics traded MarShon Brooks and Jordan Crawford to the Golden State Warriors; and the Miami Heat traded Joel Anthony, cash, a 2015 1st round draft pick and a 2016 1st round draft pick to the Boston Celtics...Signed to a 10-day contract by the New Orleans Pelicans February 4, 2015, released February 19, and resigned March 24...Waived by New Orleans July 31, 2015...Signed by Indiana Pacers August 11, 2015...Waived by Indiana October 26, 2015...Re-signed by New Orleans October 30, 2015.

2014-15 Season: Averaged 4.3 ppg, and 2.0 apg in 14.8 mpg in 12 games off the bench...Originally signed with New Orleans 2/4...Released by the Pelicans 2/19...Re-signed by the Pelicans 3/24...Grabbed a season high seven rebounds 4/1 at LAL... Scored five points to go along with five assists 3/28 vs. SAC...Scored 14 points to go along with seven assists 2/11 vs. IND... Scored eight points and recorded a career high two blocks 2/9 vs. UTA...Made his Pelicans debut, scoring five points and recording three assists 2/7 vs. CHI...Most recently played for the Jiangsu Dragons of the Chinese Basketball Association, appearing in 35 games while averaging 19.1 points, 4.8 rebounds, 3.3 assists and 2.1 steals.

Professional: Averaging 7.6 ppg (.405 FG% and .816 FT%), 2.2 rpg, 2.2 apg, and 18.9 mpg in 309 career games (47 starts) through six seasons with New York, Houston, Sacramento, Golden State, Miami, and New Orleans...**2013-14 (Golden State/Miami):** Appeared in 51 games with Houston and Sacramento, averaging 4.0 points, 1.7 rebounds, and 1.3 assists in 13.2 minutes...Appeared in 24 games with Golden State, averaging 3.7 points, 1.1 rebounds and 0.8 assists in 11.0 minutes...Appeared in 27 games with Miami, averaging 4.2 points, 2.3 rebounds, and 1.8 assists in 15.2 minutes...**2012-13 (Houston/Sacramento):** Appeared in 71 games with Houston and Sacramento, averaging 7.5 points, 1.9 rebounds, 2.1 assists and 1.0 steals in 18.2 minutes...Appeared in 49 games with Houston, averaging 8.1 points, 1.8 rebounds and 1.9 assists in 18.6 minutes...Appeared in 22 games with Sacramento, averaging 6.1 points, 2.2 rebounds, 2.6 assists and 1.41 steals in 17.1 minutes...Scored in double figures 26 times and tallied 20-plus once, a season-high 22 points on 12/4 vs. the Lakers...**2011-12 (New York):** In his third season with New York, averaged 6.2 ppg and 2.0 spg in 17.3 mpg over 38 outings (nine starts) ...**2010-11 (New York):** Posted his best season with the Knicks, netting a career-best 10.6 ppg while averaging 3.0 rpg, 3.0 apg and 1.10 spg over 81 games (nine starts)...**2009-10 (New York):** Appeared in 56 games (12 starts) as a rookie with New York, averaging 8.6 points and 2.0 assists over 19.4 minutes per game ... Established a then-record Knicks rookie mark for 3-pointers made (68-175 3FG) ... Did not miss a game due to injury.

College (Florida State): Overall, averaged 16.8 ppg and 2.6 apg in 130 games (126 starts) over his four-year collegiate career ... Played final three seasons at Florida State after transferring from Auburn ... Finished as Florida State's fifth- leading, all-time scorer (1,655 points), fifth in 3-pointers made (178) and fifth in free throw percentage (.806) ... was a two-time winner of Charlie Ward Award as Seminoles top defensive player (2008 and 2009) ... As a senior in 2008-09, was named Third-Team All-America

by AP and The Sporting News, along with All-ACC First Team and ACC Defensive Player of the Year ... As a junior, named to the All-ACC Third Team and All-ACC Defensive Team ... As a freshman at Auburn, earned Freshman All-America Third Team and All-SEC Freshman Team accolades.

Personal: Son of Harry and Stephanie Douglas...Born in Tampa, Fla. before prepping at Jonesboro (Ga.) High School...Older brother, Harry, is a wide receiver for the NFL's Tennessee Titans.

NBA REGULAR SEASON STATS

Season	Team	GP	MIN	FGM	FGA	FG%	FTM	FTA	FT%	OREB	DREB	TREB	AST	TO	STL	BLK	PF	PTS	PPG	ABP	RPG
2009-10	NYK	56	1087	179	391	0.458	55	68	0.809	40	68	108	112	55	42	3	116	481	8.6	2.0	1.9
2010-11	NYK	81	1971	314	755	0.416	85	107	0.794	65	179	244	244	89	89	4	177	856	10.6	3.0	3.0
2011-12	NYK	38	656	94	290	0.324	22	26	0.846	16	56	72	77	56	29	1	55	237	6.2	2.0	1.9
2012-13	TOT	71	1289	188	466	0.403	76	84	0.905	34	104	138	151	81	71	3	145	534	7.5	2.1	1.9
2013-14	TOT	51	675	73	190	0.384	25	34	0.735	18	69	87	68	34	19	5	81	202	4.0	1.3	1.7
2014-15	NOP	12	177	19	51	0.373	8	13	0.615	2	20	22	24	10	11	4	20	51	4.3	2.0	1.8
Totals	--	309	5855	867	2143	0.405	271	332	0.816	175	496	671	676	325	261	20	594	2361	7.6	2.2	2.2

3-Point FG: 2009-10, 68-175 (.389); 2010-11, 143-383 (.373); 2011-12, 27-117 (.231); 2012-13, 82-216 (.380); 2013-14, 31-102 (.304); 2014-15, 5-18 (.278). Totals: 356-1011 (.352).

NBA POSTSEASON STATS

Season	Team	GP	MIN	FGM	FGA	FG%	FTM	FTA	FT%	OREB	DREB	TREB	AST	TO	STL	BLK	PF	PTS	PPG	RBP	APG
2010-11	NYK	4	112	15	41	0.366	6	6	1.000	2	11	13	9	4	2	0	12	43	10.8	3.3	2.3
2011-12	NYK	1	8	1	1	1.000	0	0	0	0	0	0	1	0	0	0	0	2	2.0	0.0	1.0
2013-14	MIA	10	29	3	9	0.333	1	2	0.500	1	3	4	5	1	0	0	3	10	1.0	0.4	0.5
Totals	--	15	149	19	51	0.373	7	8	0.875	3	14	17	15	5	2	0	15	55	4.6	1.2	1.3

3-Point FG: 2010-11, 7-18 (.389); 2013-14, 3-6 (.500). Totals: 10-24 (.417).

TYREKE EVANS - #1



Position: Forward
Years Pro: 6
Height: 6-6
Weight: 220
Birthdate: September 19, 1989
Birthplace: Chester, Pa.
College: University of Memphis
High School: American Christian School (Aston, Pa.)

CAREER HIGHS

PTS	41 vs OKC 4/14/14	OREB	5 (3 TIMES)
FGM	14 (3 TIMES)	DREB	11 at IND 12/23/14
FGA	29 @ GSW 1/21/11	TREB	13 @ LAC 12/18/13
3FGM	4 (2 TIMES)	ASTS	16 at OKC 2/6/15
3FGA	8 vs MEM 3/7/15	STLS	6 @ HOU 3/26/12
FTM	16 @ UTA 11/7/09	BLKS	3 (7 TIMES)
FTA	19 @ UTA 11/7/09	MINS	48 (2 TIMES)

Transactions: Selected by Sacramento with the 4th overall pick of the 2009 NBA Draft... Acquired July 10, 2013 by New Orleans from Sacramento along with Jeff Withey from Portland in a three team trade in exchange for Greivis Vasquez (to Sacramento) and Robin Lopez (to Portland).

2014-15 Season: Averaged 16.6 ppg (44.5 FG%, 30.4 3pt%, 69.4 FT%), 5.3 rpg, and 6.6 apg in 79 games (76 starts)... Was one of only five players in the NBA during the season to average at least 16 points, six assists and five rebounds per game... Recorded 25 games of 20-plus points, 68 games of 10-plus rebounds, and 16 games of 10-plus assists... Recorded 19 double-doubles and one triple-double... Made playoff debut, averaging 10.0 points, 5.0 rebounds and 5.0 assists over four games vs. GSW... Played 41 minutes 4/20 at GSW after leaving game on 4/18 at GSW after suffering knee contusion, scoring 16 points, dishing out seven assists and grabbing 10 rebounds... Scored 19 points and handed out eight assists while recording three steals 4/23 vs. GSW... Notched his 25th game of 20-plus points with 22 at MIN 4/13... Finished one assist shy of a triple-double, recording 19 points, a season-high 12 rebounds, and nine assists 4/3 at SAC... Recorded his 17th double-double of the season with a team-high 25 points and 10 assists 3/28 vs. SAC... Scored 28 points on 10-of-16 from the field, including a season-high four three-pointers 3/25 vs. HOU... Returned from an ankle sprain to finish one rebound shy of a triple-double 3/15 vs. DEN with 25 points, 10 assists, and 9 rebounds in a season-high 43 minutes... Did not play 3/10 at BKN due to a left ankle sprain... Scored 26 points on 10-of-16 from the field, including three of a career-high eight 3-point attempts 3/7 vs. MEM... Notched his 10th double-double of the season, scoring 18 points and recording 10 assists 2/9 vs. UTA... Recorded his first triple-double of the season with 22 points, 10 rebounds, and a career-high 16 assists 2/6 at OKC... Notched 12 assists in four of five games 1/25 vs. DAL, 1/26 vs. PHI, 1/30 vs. LAC, and 2/2 vs. ATL... Made the game-winning layup with 1.6 seconds left and led all scorers with 26 points 1/18 at TOR... Came off the bench for first time of the season, scoring a game-high 21 points and tying a career-high with three blocks 1/5 vs. WAS... Recorded his 5th double-double of the season, behind 14 points and 11 rebounds 12/23 at IND... His 11 boards were all defensive, marking a new career-high... Registered back-to-back 30-point performances for the first time of career, scored a season-high 34 points on 13-of-25 in an overtime loss 12/14 vs. GSW and registering 31 points on 13-of-24 shooting in win over CLE 12/12... Notched 30 points, including 15 consecutive in the 4th quarter, in a win 12/2 vs. OKC... Scored a team-high 22 points in a loss 11/25 vs. SAC... Scored all 18 of his points in the second half, including 11 in the 4th quarter in win at SAC 11/18... Recorded his first double-double of the season with 22 points and 10 rebounds, falling one assist shy of a triple-double 11/1 vs. DAL.

Professional: In six years with Sacramento and New Orleans, averaging 16.8 ppg (44.6 FG%, 27.8 3pt%, 75.5 FT%), 5.2 apg, and 4.9 rpg in 408 career games (345 starts)... **2013-14 (New Orleans):** Averaged 14.5 ppg (.436 FG%, .221 3pt%, .775 FT%), 4.7 rpg, 5.0 apg, 1.2 spg, and 32.08 mpg in 72 games (22 starts)... Missed five games due to a left ankle sprain and recorded four DNP-CDs... Missed one game due to an illness 3/12 vs. MEM... Scored in double-figures in 54 games, 20-plus points in 18 games... Grabbed 10-plus rebounds in four times and dished out 10-plus assists seven times... Recorded 10 double-doubles... Led Pelicans in scoring in 15 games... Recorded a career-high 41 points (14-of-26 FG, 1-of-7 3pt, 12-of-16 FT), nine rebounds, eight assists, and three steals vs. Oklahoma City (4/14/14)... Led the second-biggest comeback in franchise history with 33 points, 10 rebounds, and seven assists in an overtime victory 3/24 vs. BKN... Scored 20-plus points for the fourth game in a row with a 25-point performance where he went 10-of-10 from the foul stripe 3/7 vs. MIL... Scored 20 points, including the

game-winning jumper with 1.2 seconds remaining in a thriller 12/30 vs. POR... Recorded his first triple-double as a Pelican, recording 11 points, 10 assists, and 13 rebounds 12/18 at LAC... Scored 11 points in 13 minutes before leaving the game with a sprained ankle 12/6 vs. OKC... Recorded his first double-double as a Pelican vs. CLE 11/22... **2012-13 (Sacramento):** Averaged 15.2 ppg (47.8 FG%, 33.8 3pt%, 77.5 FT%), 4.4 rpg, 3.5 apg, 1.38 spg, and 31.0 mpg in 65 games (reserve in four) ... DND-bruised left knee in two games (11/30, 12/1), DNP-CD (sore left knee) in four games (12/7, 12/8, 12/10, 12/17), Inactive List (sore left knee) in 10 games (12/19, 12/21, 12/23, 12/26, 12/28, 12/30, 1/1, 1/2, 1/4, 1/5) ... Missed one game due to a strained left quad (4/17) ... Scored in double-figures in 49 games, 20-plus points in 21 games ... Grabbed 10-plus rebounds in one game ... Recorded one double-double ... Led Kings in scoring in 14 games, rebounding in five, assists in 20... **2011-12 (Sacramento):** Averaged 16.5 ppg (45.3 FG%, 20.2 3pt%, 77.9 FT%), 4.6 rpg, 4.5 apg, 1.33 spg, and 34.3 mpg in 63 games (reserve in two) ... Missed two games due to a sprained left ankle (3/16, 3/18) ... Missed one game due to back spasms (3/30/12) ... Scored 20-plus points in 23 games, 30-plus in one ... Grabbed 10-plus rebounds in four games ... Dished out 10-plus assists in two games ... Recorded four double-doubles ... Led Kings in minutes played (2,162) and assists (283), was third on team in scoring ... Led Kings in scoring in 16 games, rebounding in three, and assists in 29... **2010-11 (Sacramento):** Averaged a team-high 17.8 ppg (40.9 FG%, 29.1 3pt%, 77.1 FT%), 4.8 rpg, a team-leading 5.6 apg, 1.49 spg, and 37.0 mpg in 57 games (reserve in four games)... As a starter, averaged 18.2 ppg (40.8 FG%, 28.6 3pt%, 76.6 FT%), 4.9 rpg, 5.6 apg, 1.55 spg, and 38.0 mpg in 53 games... NWT-NBA suspension in one game (10/27/10) ... Missed 20 games due to plantar fasciitis, left foot (12/14/10, 2/15/11-3/23/11) ... Missed four games (1/9/11-1/12, 4/11/11) due to a sprained left ankle ... Led team in scoring in 24 games, rebounding in one, and assists in 31 games ... Ranked 17th (tied) in NBA in minutes per game... **2009-10 (Sacramento):** Named the NBA Rookie of the Year after averaging a team-leading 20.1 ppg (.458 FG%, .255 3pt%, .748 FT%), 5.3 rpg, a team-best 5.8 apg, 1.51 spg, and 37.2 mpg in starting all 72 games in which he played ... Joined LeBron James (2003-04), Michael Jordan (1984-85), and Oscar Robertson (1960-61) as the only players in NBA history to average at least 20 points, five rebounds, and five assists per contest in their rookie campaign ... Also among just three players along with James and Kobe Bryant to average 20 points, five rebounds, and five assists ... Only rookie in 2009-10 to lead his club in both scoring and assists ... Finished 16th in the NBA in scoring and steals, 14th in assists, and 18th in minutes played ... Also finished 27th in free throws made (348) and 21st in free throws attempted (465), both tops among rookies ... Ranked first among rookies in scoring and minutes played, fifth in rebounds, second in assists and steals, and fourth in FG% and blocks ... Led the Kings in scoring 37 times, rebounding in 12 games, and assists on 41 occasions.

College (University of Memphis, 2008-09): Named the 2008-09 Conference USA Freshman of the Year ... Earned All C-USA First Team honors and was the C-USA Tournament MVP... Finalist for the Wooden and USBWA National Player of the Year Awards... Honored as the National Freshman of the Year by ESPN.com, USBWA, CollegeHoops.net, The Sporting News, CBSSports.com, and FoxSports.com... Named Third Team All-America by Sports Illustrated and CBSSports.com... Earned C-USA Rookie of the Week accolades nine times, a new league record... Averaged 17.1 ppg (45.5 FG%, 27.4 3pt%, 71.1 FT%), 5.4 rpg, 3.9 apg, and 2.08 spg in 37 games (started 35) in lone season at Memphis... Led the Tigers in scoring and ranked 15th in the conference in rebounding, eighth in assists, and third in steals... Amassed 632 total points, second-most by a freshman in school history behind Dajuan Wagner's 762 in 2001-02... Ranks first among freshmen in Tigers' annals with 77 steals and fourth-best with 143 assists behind Darius Washington Jr's 144 in 2004-05, 174 by Vincent Askew in 1984-85, and 189 by Derrick Rose in 2007-08.

Personal: Full name is Tyreke Jamir Evans... Nicknames include "Reke Havok" and "Too Easy"... Favorite food is macaroni and cheese ... Spends leisure time sleeping... Cites "Love and Basketball" as his favorite movie... Appeared as a guest on ESPN's nightly "Top Plays" segment with SportsCenter hosts Neil Everett and Stan Verette... Honored in May 2010 by the Sacramento City Council and Mayor Kevin Johnson in recognition of winning NBA Rookie of the Year... Joined NBA and WNBA stars at the 2009 "Play for Peace" International Youth Basketball Clinic held in Maine (7/27/09), an event designed to teach children from Israel, Palestine, Egypt, Jordan, and the United States more about teamwork, tolerance, and conflict resolution.

NBA REGULAR SEASON STATS

Season	Team	GP	MIN	FGM	FGA	FG%	FTM	FTA	FT%	OREB	DREB	TREB	AST	TO	STL	BLK	PF	PTS	PPG	RBP	APG
2009-10	SAC	72	2676	533	1165	0.458	348	465	0.748	66	314	380	414	216	109	26	204	1450	20.1	5.3	5.8
2010-11	SAC	57	2107	382	933	0.409	205	266	0.771	46	229	275	319	184	85	30	143	1012	17.8	4.8	5.6
2011-12	SAC	63	2162	408	900	0.453	201	258	0.779	64	225	289	283	171	84	29	136	1037	16.5	4.6	4.5
2012-13	SAC	65	2016	366	765	0.478	210	271	0.775	56	231	287	229	128	90	27	133	987	15.2	4.4	3.5
2013-14	NOP	72	2028	391	897	0.436	239	310	0.771	76	265	341	363	175	84	21	155	1042	14.5	4.7	5.0
2014-15	NOP	79	2690	521	1165	0.447	202	291	0.694	82	334	416	521	246	100	37	198	1313	16.6	5.3	6.6
Totals	--		408	13680	2601	0.447	1405	1861	0.755	390	1598	1988	2129	1120	552	170	969	6841	16.8	4.9	5.2

3-Point FG: 2009-10, 36-141 (.338); 2010-11, 43-148 (.291); 2011-12, 20-99 (.202); 2012-13, 45-133 (.338); 2013-14, 21-95 (.221); 2014-15, 69-227 (.304). Totals: 234-843 (.278).

NBA POSTSEASON STATS

Season	Team	GP	MIN	FGM	FGA	FG%	FTM	FTA	FT%	OREB	DREB	TREB	AST	TO	STL	BLK	PF	PTS	PPG	RBP	APG
2014-15	NOP	4	125	14	43	0.326	10	17	0.588	3	17	20	20	6	5	1	10	40	10.0	5.0	5.0
Totals	--	4	125	14	43	0.326	10	17	0.588	3	17	20	20	6	5	1	10	40	10.0	5.0	5.0

3-Point FG: 2014-15, 2-11 (.182); Total: 2-11 (.182).

ALONZO GEE - #15



Position: Forward
Years Pro: 6
Height: 6-6
Weight: 219
Birthdate: April 29, 1987
Birthplace: Riviera Beach, Fla.
College: Alabama
High School: William T. Dwyer H.S. (Palm Beach Gardens, Fla.)

CAREER HIGHS

PTS 22 (2 TIMES) **OREB** 6 @ MIL 4/4/12
FGM 9 (2 TIMES) **DREB** 10 @ NJN 4/8/12
FGA 17 (3 TIMES) **TREB** 13 @ ATL 3/21/12
3FGM 5 vs ATL 1/9/13 **ASTS** 6 (2 TIMES)
3FGA 9 (2 TIMES) **STLS** 6 @ DEN 1/15/11
FTM 9 vs PHI 2/11/12 **BLKS** 3 (2 TIMES)
FTA 10 (3 TIMES) **MINS** 42 vs SAC 2/19/12

Transactions: Undrafted in the 2009 NBA Draft...Signed contract with the Minnesota Timberwolves on 9/24/09...Waived by Minnesota on 10/6/09...Signed two 10-day contracts with the Washington Wizards starting on 3/7/10...Signed multi-year contract with the San Antonio Spurs on 3/29/10...Waived by San Antonio on 11/16/10...Signed a contract with Washington on 11/22/10...Waived by Washington on 12/22/10...Signed multi-year contract with the Cleveland Cavaliers on 12/28/10...Signed multi-year contract with Cleveland on 10/10/12...Traded to New Orleans on 7/11/14...Traded from New Orleans to Houston on 7/15/14...Acquired by Sacramento from Houston along with Scotty Hopson in exchange for Jason Terry on 9/17/14...Waived by Sacramento on 9/25/14...Signed by Denver on 9/29/14...Acquired by Portland from Denver, along with Aaron Afflalo, in exchange for Will Barton, Victor Claver, Thomas Robinson and a 2016 first-round draft pick (lottery protected)...Signed with New Orleans as an unrestricted free agent on July 16, 2015.

2014-15 Season: Appeared in 54 games (two starts) with Portland and Denver, averaging 4.5 points (46.8% FG, 37.1% 3-PT, 70.1% FT), 1.7 rebounds, 0.5 assists and 0.6 steals in 12.3 minutes...Averaged 3.4 points, 1.6 rebounds and 10.1 minutes in 15 games (two starts) with the Trail Blazers...Acquired as part of a five-player deal with the Denver Nuggets on Feb. 19...Scored 10 points on 5-of-10 shooting in his first start as a Trail Blazer on Mar. 24 vs. Golden State...Registered his first points as a Trail Blazer with four points (1-1 3-PT, 1-2 FT) on Mar. 1 at Sacramento...While with Denver he scored a season-high 15 points on 4-of-8 shooting and made all eight of his free-throw attempts on Dec. 22 at Charlotte...Made a season-best seven field goals (out of 9) and finished with 14 points at Atlanta on Dec. 7...Swiped three steals on two separate occasions (Most recent: 1/9/15 at SAC.).

Professional: Has career averages of 5.5 points, 5.9 rebounds and 1.2 blocks in 22.3 minutes per game over 744 career games...**2013-14 (Cleveland):** Appeared in 65 games (24 starts), averaging 4.0 points and 2.3 rebounds in 15.7 minutes.
2012-13 (Cleveland): Played in 82 games (all starts), averaging 10.3 points, 3.9 rebounds, 1.62 assists and 1.30 steals in 31.0 minutes...**2011-12 (Cleveland):** Appeared in 63 games (31 starts), averaging 10.6 points, 5.1 rebounds, 1.8 assists and 1.32 steals in 29.0 minutes...Also played in seven games (all starts) for Asseco Prokom Gdynia of the Polish League, averaging 15.3 points and 8.3 rebounds in 27.9 minutes.
2010-11 (WAS/SAS/CLE): Totaled 56 games (34 starts) with the Wizards, Spurs and Cavaliers, averaging 5.9 points and 3.3 rebounds in 20.0 games...Played in 40 games (29 starts) for Cleveland, averaging 7.4 points and 3.9 rebounds in 24.3 minutes.
2009-10 (Washington): Played 11 games (two starts), averaging 7.4 points and 3.0 rebounds in 16.5 minutes per game...**D-League:** Appeared in 36 games for Austin Toros, averaging 21.3 points, 6.7 rebounds, 1.3 assists and 1.47 steals in 38.2 minutes...Shot .513 from the field and .403 from three-point range...Played in six playoff games for Austin, averaging 21.3 points, 7.3 rebounds, 1.33 steals and 1.17 blocks while shooting .560 from the field in 38.6 minutes...Named D-League All-Star, posting 10 points, six boards, three assists and three steals...Also participated in the Slam Dunk Contest.

College (Alabama 2005-09): Played in 128 career games (104 starts), averaging 12.7 points, 5.7 rebounds and 1.3 assists in 28.6 minutes...2008-09: Appeared in 32 games (all starts) as a senior, averaging 15.0 points, 7.2 rebounds, and 1.3 assists 32.1 minutes...Named Second Team All-SEC...2007-08: Appeared in 33 games (all starts), averaging 14.6 points, 6.8

rebounds, 1.3 assists and 1.55 steals in 30.1 minutes...2006-07: Appeared in 32 games (all starts), averaging 12.6 points, 5.3 rebounds, 1.4 assists and 1.25 steals in 29.0 minutes...2005-06: Appeared in 31 games (seven starts), averaging 8.6 points, 3.4 rebounds and 1.2 assists in 23.1 minutes per game...Named to SEC All-Freshman team.

Personal: Is the son of Darlene Gee...Enjoys art as a hobby...Led Palm Beach Dwyer to back-to-back Class 5A state titles in 2004 and 2005...Was named the 2005 Class 5A State Tournament Most Valuable Player...Honored as the 2005 South Florida Sun Sentinel Player of the Year.

NBA REGULAR SEASON STATS

Season	Team	GP	MIN	FGM	FGA	FG%	FTM	FTA	FT%	OREB	DREB	TREB	AST	TO	STL	BLK	PF	PTS	PPG	RBP	APG
2009-10	WAS	11	182	28	59	0.475	18	29	0.621	15	18	33	7	10	7	1	13	81	7.4	3.0	0.6
2010-11	TOT	56	1118	121	264	0.458	72	92	0.783	62	120	182	38	55	40	18	94	331	5.9	3.3	0.7
2011-12	CLE	63	1827	227	551	0.412	167	212	0.788	101	221	322	113	114	83	17	149	665	10.6	5.1	1.3
2012-13	CLE	82	2541	305	744	0.410	163	205	0.795	75	245	320	133	132	107	29	199	842	10.3	3.9	1.3
2013-14	CLE	65	1020	98	236	0.415	43	61	0.705	35	114	149	47	44	39	15	96	258	4.0	2.3	0.6
2014-15	TOT	54	662	87	186	0.468	54	77	0.701	37	57	94	25	33	35	7	58	241	4.5	1.7	0.6
Totals	--	331	7350	866	2040	0.425	517	676	0.765	325	775	1100	363	388	311	87	609	2418	7.3	3.3	1.1

3-Point FG: 2009-10, 7-9 (.778); 2010-11, 17-51 (.333); 2011-12, 44-137 (.321); 2012-13, 69-219 (.315); 2013-14, 19-58 (.328); 2014-15, 13-35 (.371). Total, 169-509 (.332).

NBA POSTSEASON STATS

Season	Team	GP	MIN	FGM	FGA	FG%	FTM	FTA	FT%	OREB	DREB	TREB	AST	TO	STL	BLK	PF	PTS	PPG	RBP	APG
2014-15	POR	1	3	0	0	0.000	0	0	0.000	0	1	1	1	0	0	0	0	0	0.0	1.0	1.0
Totals	--	1	3	0	0	0.000	0	0	0.000	0	1	1	1	0	0	0	0	0	0.0	1.0	1.0

ERIC GORDON - #10



Position: Guard
Years Pro: 7
Height: 6-4
Weight: 215
Birthdate: Dec. 25, 1988
Birthplace: Indianapolis, Ind.
College: Indiana University
High School: North Central H.S. (Indianapolis, Ind.)

CAREER HIGHS

PTS	41 vs OKC 1/23/09	OREB	5 @ PHI 12/15/10
FGM	14 vs MIN 12/20/10	DREB	8 vs TOR 2/23/15
FGA	26 @ POR 1/20/11	TREB	8 (3 TIMES)
3FGM	7 (2 TIMES)	ASTS	11 vs SAS 11/1/10
3FGA	11 (3 TIMES)	STLS	5 (4 TIMES)
FTM	16 vs NJ 11/15/10	BLKS	3 (2 TIMES)
FTA	20 vs NJ 11/15/10	MINS	53 @ UTA 11/6/10

Transactions: Originally selected by the Los Angeles Clippers with the 7th overall pick in the 2008 NBA Draft...Acquired December 14th, 2011 from the Los Angeles Clippers along with Al-Farouq Aminu, Chris Kaman and a 2012 first round draft pick (whichever is more favorable between the Clippers and the Minnesota Timberwolves) in exchange for Chris Paul and two 2015 2nd round draft picks.

2014-15 Season: Averaged 13.4 points while shooting .448 from 3-point range, and 3.8 assists in 61 games... Made NBA postseason debut, appearing in all four postseason contests against Golden State, averaging 18.5 points, while shooting .406 from three-point range...Scored 23 points on 7-of-13 from the field 3/22 at LAC...Grabbed eight defensive rebounds, setting a career-high for defensive rebounds and tying a career-high for total rebounds 2/23 vs. TOR...Scored a game-high 24 points, connecting on six of a career-high-tying 11 attempts from three-point range in win at MIA 2/21...Scored a season-high 31 points, 21 of which came on seven made three-pointers, tying a career-high, 2/9 vs. UTA...Recorded 28 points to lead all scorers in a win 1/30 vs. LAC...Scored 20 points on a season-high 8 made field goals 1/23 at MIN...Notched the second double-double of his career with 17 points and 10 assists 1/21 vs. LAL...Recorded 20 points along with five assists 1/19 at NYK...Scored 21 points on seven-of-twelve from the field (3-5 3pt) 1/12 at BOS...Returned to the starting lineup for the first time since suffering a left shoulder injury 11/22, recording six points, a team-high five assists, and four rebounds 1/5 vs. WAS...Placed on the inactive list 11/24 due to a torn labrum...Scored eight points in 13 minutes before leaving the game with a left shoulder subluxation 11/22 at UTA...Scored a season-high 17 points in road win at SAC 11/18...Scored eight points and grabbed four rebounds in the season opener 10/28 vs. ORL...Averaged 10.2 ppg, 2.5 apg, and 2.5 rpg in six preseason contests.

Professional: Has career averages of 17.5 points, 3.3 assists, 2.5 rebounds and 1.1 steals in 311 games (294 starts)...Has one career 40-point game, 16 30-point games and 123 20-point performances... **2013-14 (New Orleans):** Averaged 15.4 points, 3.3 assists, 2.6 rebounds and 1.2 steals in 64 games (64 starts)...Team leader in scoring 14 times...Scored two points and grabbed two board before leaving the game with a knee injury 3/21 at ATL... Scored in double-figures for the 50th time of the season 3/9 vs. DEN...Scored 28 points on 9-of-13 from the field and four-of-five from downtown 3/4 at LAL...19 points on 7-of-11 shooting 2/26 at DAL...Scored 28 points on 9-17 from the field 2/19 vs. NYK...Scored 21 points and had six assists 2/12 at MIL...Registered 20 points, seven rebounds, and a season-high nine assists 1/28 at CLE...Hit the game-winning basket 1/24 at DET...Scored a season-high 35 points on 11-of-17 from the field (6-of-9 3 point) 1/15 vs. HOU...Scored 12 points in his return to action after missing three games with a right hip contusion 1/1 at MIN...Scored a season-high 26 points 11/29 at PHI...Dished out a season-high seven assists 11/26 vs. GSW...Set season-high and tied career-high in steals with five 11/13 at UTA...Set a season-high in FTM with seven 11/12 at LAL...Recorded a season-high six rebounds 11/8 vs. LAL...Led the team in scoring with 20 in loss vs. PHX 11/5/Led the team in scoring in the season opener with 25 points vs. IND 10/30...Inactive 3 times – right hip contusion...NWT – Illness – vs. MEM 3/12...DND – Left Knee Tendinitis – 7 times...NWT – Knee – 7 times... **2012-13 (New Orleans):** Averaged 17.0 points, 3.3 assists, 1.8 rebounds and 1.1 steals in 42 games (40 starts)...Led the team (or tied for the lead) in scoring 19 times, and in assists one time...Scored in double-digits in 35 of 42 appearances...Paced New Orleans with 25 points, four rebounds and three assists in the L vs. LAC on 4/12...Led the team with seven assists in addition to 23 points, three rebounds and two steals 4/10 at SAC...Finished with 24 points, three assists, three steals and one rebound 3/27 vs. LAC...Totaled 24 points, three assists and one steal 3/12 at BKN...Finished with a season-high eight

assists to go along with 17 points, one rebound and one steal 2/24 vs. SAC...Recorded 23 points, three rebounds, two assists and one steal 2/22 vs. DAL, including a season-high 20 first-half points...Scored a team-high 20 points on 8-17 from the floor on 2/19 vs. CHI...tallied season-high 27 points in road W at ATL on 2/8...Notched then season-high 25 points on season-high 6-of-8 3PT FG at LAL 1/29...recorded 20 points, two assists and one steal 1/25 vs. HOU...Scored a team-high 17 points (all in the first half) on 1/23 at SAS...Scored a team-high 23 points on 7-of-16 shooting in the 1/19 loss vs. GSW...Had 19 points, four assists, two rebounds and one steal 1/15 at PHI...Scored a game-high 22 points on 1/13 at NYK...Made his first start of the season, scoring 14 points on 1/5 at DAL...Finished with 11 points, three assists, two rebounds and one steal in his first home appearance 1/1 vs. ATL...Made his first appearance of the season, after missing the first 29 games with injury, on 12/29 at Charlotte, scoring a game-high 24 points and dishing out seven assists...**2011-12 (New Orleans):** Averaged a team-leading 20.6 points, 3.4 assists, 2.8 rebounds and 1.4 steals in 34.4 minutes over nine games (nine starts)...Led the team in scoring eight times and in assists three times...New Orleans was 6-3 in games in which Gordon played, and he scored the winning points in two of those wins...Had one 30-point performance and four 20-point performances on the season, scoring in double-digits in each game he played...Poured in 27 points and added five assists, four rebounds, three steals and one block 4/19 vs. HOU...Scored 25 points and dished out six assists 4/13 vs. UTAH...Led the team with a New Orleans individual season-high 31 points, also adding four assists and three steals 4/6 at SAS...Returned to action 4/4 vs. DEN with 15 points, four rebounds and four assists while also connecting on the game-winning free throws...Led the team in scoring in the opener at PHX 12/26, with 20 points, four rebounds and three assists, including a game-winning 20-foot jumper with 4.2 seconds remaining...Missed 55 games due to injury (51 due to right knee injury, 4 due to back spasms)...**2010-11 (Los Angeles Clippers):** Averaged a career-high 22.3 points, 2.9 rebounds, 4.4 assists, 1.27 steals and 37.7 minutes in 56 games, all starts...Led the team in scoring 30 times, assists 15 times, steals 18 times and minutes 25 times...Finished the season ranked 12th in the NBA in minutes per game...Scored 20-plus points 37 times, the 17th-highest total in the NBA...Had a career-high streak of 12 straight 20-plus games stopped on 12/15...Scored 30-plus points eight times, the 13th-most in NBA...Became one of four players in Clippers history to make seven or more 3-pointers in a game when he made seven on 1/20 at POR...11/15 vs. NJN, had 30 points (6-of-12 FG, 2-of-7 3PT, 16-of-20 FT), four rebounds and four assists in 35:55...11/17 at MIN, had 30 points (9-of-19 FG, 2-of-6 3PT, 10-of-13 FT), three rebounds, seven assists in 37:11...2/20 vs. MIN, had 36 points (14-of-23 FG, 5-of-7 3PT, 3-of-5 FT), six assists and five steals in 36:54...**2009-10 (Los Angeles Clippers):** Second on team averaging 16.9 points, to go with 2.6 rebounds, 3.0 assists in a team-high 36.0 minutes per game...Appeared in 62 games, starting 60...Led team in scoring 16 times, steals 17 times and minutes 16 times...Scored 30-plus points one time and had 20-plus points 19 times...Participated in All-Star Weekend, playing for the sophomores in the Rookie Challenge...At halftime of game, took part in NBA-All-Star Dunk-In against Demar DeRozan, losing to DeRozan on a fan vote...2/20 vs. SAC, had 30 points (10-of-17 FG, 4-of-7 3PT, 6-of-7 FT) and six assists in 40:05...**2008-09 (Los Angeles Clippers):** T-Mobile NBA All-Rookie Second Team...T-Mobile Western Conference Rookie of the Month (January)...Named Second Team All-Rookie and finished fifth in Rookie of the Year voting...All-Star Weekend T-Mobile Rookie Challenge Participant scoring 19 points (6-of-8 FG, 4-of-5 FT) with six rebounds...Averaged 16.1 points, 2.6 rebounds, 2.8 assists, 1.0 steals in 34.3 minutes per game...Third leading scorer among all rookies...Played in 78 games, starting 65 contests...Connected on .389 3FG Pct. (131-of-337)...Shot .854 from the foul line (299-of-350), 28th in the NBA, 3rd best among rookies...Also ranked 3rd among all NBA rookies with 34.3 minutes per game...Scored 10-plus points 30 times, 20-plus points 23 times, 30-plus points four times and 40-plus points once...Led Clippers in scoring a team-high 29 times while leading in assists seven times, steals 16 times, blocks eight times and minutes a team-high 24 times...1/23 vs. OKC, scored a Clippers season-high and then-rookie record 41 points, the only Clippers player to score 40-plus points in a game that season and the most points scored by any rookie in the NBA that season...1/4 vs. DET, scored 31 points (9-of-21 FG, 12-of-12 FT)...1/6 at DAL, tallied 32 points (9-of-18 FG, 13-of-15 FT) and six assists...2/11 vs. NYK, tallied 30 points (10-of-16 FG, 4-of-8 3PT, 6-of-8 FT) and five assists in 43:15.

College (Indiana University 2007-08): An early entry NBA Draft candidate following his freshman year...earned Second Team All-America Honors from the NABC and Third Team honors from The Associated Press...Named Big Ten Freshman of the Year...Earned unanimous First Team All-Conference honors from media and league coaches...Honoree on the All-Big Ten freshman team...Finalist for Naismith and Wooden Awards...Earned National All-Freshman Team honors from Sporting News...USBWA All-District V selection...Named second team All-America by Sports Illustrated...CBSSports.com First Team All-American and First Team Freshman All-American...Named second team All-America by Sports Illustrated...Led Big Ten in scoring (20.9 points), Ranked fifth in free throw percentage (.834), 10th in steals (1.3 spg)...Set Indiana and Big Ten freshman record for total points scored (669), breaking the old mark held by Michael Redd of Ohio State in 1998...that total was the 10th highest overall in IU single season history...Became the first freshman to average more than 20 points per game and first Hoosier overall since Brian Evans averaged 21.2 in 1996...231 free throws made was the third highest single season total in school history and his 277 attempts ranked fourth...His 70 three-point field goals made were the eighth most in a season in Hoosier history...Scored 20 or more points 19 times and topped the 30-point mark three times.

Personal: Selected as a finalist for 2012 U.S. Olympic Men's Team...Member of 2010 Team USA squad that won the Gold Medal at 2010 FIBA World Championship in Istanbul, Turkey...In nine games played for Team USA, averaged 8.6 points while finishing second on the team in three-pointers made (19) and second on the team in three-point percentage (.452, 19-of-42 3FG), helping the United States finish a perfect 9-0 en route to winning the Gold Medal...Visited with students of the Youth Leadership Academy and congratulated them on their leadership while also motivating them to continue to be leaders in the classroom and in life...Participated in a Country Day Basketball Clinic in March of 2012, instructing drills and teaching students about the fundamentals of basketball...Met with the McDonald's All-American nominees from the state of Louisiana prior to a game and spoke with them about the importance of hard work and encouraging them to keep working towards their goals...Named 2007 Gatorade National Male Athlete of the Year...Earned selection to McDonald's All-American Team and also participated in Jordan Brand All-American Classic...Named Indiana Mr. Basketball as a senior after he averaged 29 points, 6.2 rebounds and 3.3 assists in his final year at North Central High School in Indianapolis...2007 graduate of Indianapolis North Central High School named Indiana Gatorade Player of the Year and a Jordan Brand All-American...Averaged 29 points, 6.2

rebounds and 3.3 assists...Shot 57.0% from the field, 46.2% from three-point range and 88.1% from the line...Attended the Adidas Basketball Experience in New Orleans...Son of Eric and Denise Gordon.

NBA REGULAR SEASON STATS

Season	Team	GP	MIN	FGM	FGA	FG%	FTM	FTA	FT%	OREB	DREB	TREB	AST	TO	STL	BLK	PF	PTS	PPG	RBP	APG
2008-09	LAC	78	2677	411	901	0.456	299	350	0.854	45	156	201	215	164	78	35	172	1252	16.1	2.6	2.8
2009-10	LAC	62	2229	352	784	0.449	222	299	0.742	25	135	160	186	144	69	14	96	1045	16.9	2.6	3.0
2010-11	LAC	56	2112	427	949	0.450	287	348	0.825	45	119	164	244	151	71	18	115	1247	22.3	2.9	4.4
2011-12	NOH	9	310	63	140	0.450	49	65	0.754	2	23	25	31	24	13	4	20	185	20.6	2.8	3.4
2012-13	NOH	42	1264	235	584	0.402	187	222	0.842	10	67	77	137	117	45	8	75	713	17.0	1.8	3.32
2013-14	NOP	64	2057	356	817	0.436	175	223	0.785	30	135	165	208	134	114	12	114	988	15.4	2.6	3.3
2014-15	NOP	61	2018	285	694	0.411	107	133	0.805	28	131	159	229	122	50	14	145	818	13.4	2.6	3.8
Totals	--	372	12667	2129	4869	0.437	1326	1640	0.809	185	766	951	1250	856	642	105	737	6248	17.4	2.6	3.4

3-Point FG: 2008-09, 131-337 (.389); 2009-10, 119-321 (.371); 2010-11, 106-291 (.364); 2011-12, 10-40 (.250); 2012-13, 56-173 (.324); 2013-14, 101-258 (.391); 2014-15, 141-315 (.448) Totals: 664-1735 (.383).

NBA POSTSEASON STATS

Season	Team	GP	MIN	FGM	FGA	FG%	FTM	FTA	FT%	OREB	DREB	TREB	AST	TO	STL	BLK	PF	PTS	PPG	RBP	APG
2014-15	NOP	4	143	28	63	0.444	5	6	0.833	2	7	9	15	10	2	2	11	74	18.5	2.3	3.8
Totals	--	4	143	28	63	0.444	5	6	0.833	2	7	9	15	10	2	2	11	74	18.5	2.3	3.8

3-Point FG: 2014-15, 13-32 (.406) Totals: 13-32 (.406).

JRUE HOLIDAY - #11



Position: Guard

Years Pro: 6

Height: 6-4

Weight: 205

Birthdate: June 12, 1990

Birthplace: Mission Hills, Calif.

College: UCLA

High School: Campbell Hall H.S. (Chatsworth, Calif.)

CAREER HIGHS

PTS	35 vs NYK 1/26/13	OREB	4 (6 TIMES)
FGM	16 vs NYK 1/26/13	DREB	8 (3 TIMES)
FGA	28 (2 TIMES)	TREB	10 (4 TIMES)
3FGM	6 @ CLE 4/18/12	ASTS	15 (3 TIMES)
3FGA	8 (2 TIMES)	STLS	7 vs ATL 3/26/10
FTM	7 (6 TIMES)	BLKS	2 (19 TIMES)
FTA	9 (3 TIMES)	MINS	49 @ CHI 12/2/13

Transactions: Selected by Philadelphia in the first round (17th overall) of the 2009 NBA Draft...Acquired July 10, 2013 by New Orleans along with Pierre Jackson from Philadelphia in exchange for Nerlens Noel and a 2014 1st round pick.

2014-15 Season: In 40 games (37 starts), averaged 14.8 points, 6.9 assists, 3.4 rebounds and 1.6 steals in 32.6 minutes per game while shooting 44.6% from the floor, 37.8% from 3-point range and 85.5% from the line...Led team in assists 28 times and recorded five double-doubles...Appeared in three of New Orleans' four playoff games, averaging 6.3 points and 4.3 assists against GSW...Scored 17 points in 15 minutes on 7-of-9 from the field 4/12 at HOU...Returned from his right leg injury 4/10 vs. PHX, tallying two points and five assists...Sidelined with a stress reaction in his lower right leg on 1/21, missing 41 games...Recorded his 5,000th career point 1/5 vs. WAS...Tallied his 5th double-double of the season with 11 points and a career-high tying 15 assists 12/21 at OKC...Registered 50th career point/assist double-double 12/18 at HOU...Scored 30 points in an overtime loss 12/14 vs. GSW...Scored a season-high 30 points on 12-of-22 from the field, adding 10 assists for his third double-double of the season 12/10 at DAL...Recorded his second double-double of the season with 16 points and 10 assists, while also recording his 500th career steal 12/2 vs. OKC...Finished one point and one assist shy of his second double-double of the season 11/18 at SAC...Recorded block on Kawai Leonard's shot in final seconds to help secure win 11/8 at SAS...Ended the night one assist shy of a double-double 11/4 vs. CHA with 16 points and nine assists...Scored eight points to go along with four assists and three steals 10/18 vs. ORL.

Professional: In six NBA seasons has appeared in 372 games with 347 starts, averaging 13.6 points, 6.1 assists, 3.6 rebounds and 1.5 steals in 32.9 minutes per game while shooting 43.9% from the floor, 37.6% from 3-point range and 79.0% from the line...Has 43 career double-doubles, including two triple-doubles...Has appeared in 21 playoff games for Philadelphia and New Orleans, averaging 14.1 points, 5.1 assists, 4.0 rebounds and 1.4 steals...**2013-14 (New Orleans):** In 34 games (all starts), averaged 14.3 points, 7.9 assists, 4.2 rebounds and 1.7 steals in 33.6 minutes per game while shooting 44.7% from the floor, 39.0% from 3-point range and 81.0% from the line...Led team in assists 23 times and recorded nine double-doubles...Placed on the inactive list with a stress fracture of the right tibia after 34 games and missed the remainder of the season...Had his biggest night of the season, stockpiling 31 points and 13 assists to go along with seven rebounds 12/30 vs. POR...Scored 17 points and dished out 10 assists 12/23 at SAC...Racked up 13 points and 10 rebounds for his sixth double-double of the season 12/18 at LAC...Scored 20 points to go along with 12 assists 12/13 vs. MEM...Poured in 19 points in overtime win 12/11 vs. DET...Grabbed a season-high eight rebounds 12/6 vs. OKC...Scored the game-winning bucket to complete a 19-point, 12-assist night 12/2 at CHI...Had 11 points and nine assists in a win at NYK 12/1...Scored 20 points and had 13 assists 11/29 at PHI...Tallied 12 points, nine rebounds, and seven assists 11/25 at SAS...Notched his second double-double (15 points, 11 assists) 11/22 vs. CLE...Recorded a double-double (14 points, 12 assists) 11/16 vs. PHI...Registered 19 points and six assists 11/13 at UTA...Notched efficient 16-point and seven-assist performance in loss at PHX on 11/10...Recorded season-high 13 assists 11/8 vs. LAL...Tallied nine assists 11/5 vs. PHX...Recorded eight assists 11/2 vs. CHA...Tallied 17 points and five assists on 11/1 at ORL...Finished his Pelicans debut with 24 points, seven rebounds, and five assists...**2012-13 (Philadelphia):** In 78 games (all starts), averaged 17.7 points, 8.0 assists, 4.2 rebounds and 1.6 steals in 37.5 minutes per game while shooting 43.1% from the floor, 36.8% from 3-point range and 75.2% from the line...Named to his first ever All-Star Game on 1/24, becoming the youngest player in Sixers franchise history to receive that honor...Was the only player in the league to average at least 17.0

points and 8.0 assists... Recorded 20 double-doubles this season, including one triple-double (at PHX on 1/2) after having one in 2011-12... Scored 20-plus points 29 times this season (Sixers 17-12 mark), including 30-plus points five times... Most 30-point games in a single season by a Sixer since Allen Iverson had eight in 2006-07... Scored a career-high 35 points vs. NYK on 1/26... Ranked fourth in the NBA with 8.0 assists this season... Recorded at least eight assists in nine straight games from 12/23-1/8, which tied for the longest single season streak by a Sixer dating back to 1985-86... Had seven-plus assists in 54 of his 78 games played this season after doing so 11 times in 2011-12... **2011-12 (Philadelphia):** In 65 games (all starts), averaged 13.5 points, 4.5 assists, 3.5 rebounds and 1.58 steals in 33.8 minutes per game while shooting 43.2% from the floor, 38.0% from 3-point range and 78.3% from the line... Did not miss any games due to injury in 2011-12 but was a DNP-CD the final game of the season, snapping a streak of 188 consecutive starts dating back to 1/22... Scored 20-plus points 10 times (Sixers 5-5 mark), including a then-career-high 30 points at CHI on 3/7... Scored 19 points in the third quarter at CLE on 4/18... Averaged just 1.8 turnovers over his final 49 games played after averaging 2.8 tpg the first 16 games of the season... Recorded his only double-double of the season vs. ATL on 1/21... Shot 6-of-6 from 3-point range at CLE on 4/18 tying the franchise record for most 3FGM without a miss in a single game... Averaged a career-high 1.58 steals and ranked 11th in the NBA... Recorded 3-plus steals 16 times... **2010-11 (Philadelphia):** Started all 82 games, averaging 14.0 points, 6.5 assists, 4.0 rebounds and 1.5 steals in 35.4 minutes per game while shooting 44.6% from the floor, 36.5% from 3-point range and 82.3% from the line... Had 15 point-assist double-doubles, including his first triple-double at New Jersey on 2/2... Scored 20-plus points 14 times (Sixers 10-5 mark)... Hit two-plus 3-pointers 23 times, including three-plus eight times... Ranked 16th in the NBA in assists and 16th in steals... Named to the Sophomore team in the T-Mobile Rookie Challenge... **2009-10 (Philadelphia):** In 73 games with 51 starts, averaged 8.0 points, 3.8 assists, 2.6 rebounds and 1.09 steals in 24.2 minutes per game while shooting 44.2% from the floor, a team-high 39.0% from 3-point range and 75.6% from the line... Started the final 41 games; overall as a starter, averaged 12.0 points, 6.6 assists, 4.1 rebounds and 19.4 steals... Had seven steals vs. ATL on 3/26... Recorded his first career double-double with 10 points and 10 rebounds vs. CHI on 3/20... Recorded his first point-assist double-double with 13 points and 12 assists vs. ATL on 3/26.

College (University of California, Los Angeles, 2008-09): Was an early entry candidate for the 2009 NBA Draft following his freshman season at UCLA... Played alongside senior Darren Collison in the backcourt... In 35 games (all starts), averaged 8.5 points, 3.8 rebounds, 3.7 assists and 1.6 steals in 27.1 minutes per game... Shot 45.0% from the floor, 30.7% from 3-point range and 72.6% from the line... Earned Pac-10 All-Freshman Team Honors... Scored a career-high 20 points on a perfect 8-of-8 shooting in just 19 minutes of play vs. Florida International... Had 12 points and a career-high 10 rebounds with five assists and three steals vs. Louisiana Tech... Recorded a career-high six steals vs. Cal State Northridge and five steals against USC... Had 13 points and six assists in UCLA's one-point win over Virginia Commonwealth in the First Round of the NCAA Tournament.

Personal: As a senior at Campbell High School in Chatsworth, CA, averaged 25.9 points, 11.2 rebounds, 6.9 assists, 4.8 steals... Team went 31-5 and won the California Division IV state title... As a freshman, helped Campbell High to a perfect 32-0 mark along with older brother Justin who went on to play at Washington, and is currently a member of the Atlanta Hawks... Rated the No. 1 point guard and the No. 2 overall prospect in the Class of 2008 by Rivals.com... Named the 2008 Gatorade National Player of the Year and Parade Magazine First Team All-America... Played in the McDonald's All-American Game, tallying 14 points, 5 rebounds, 3 assists and 5 steals... Lists collecting shoes as a hobby... Was the manager for the Girls Tennis Team in high school... His wife, Lauren, is a professional soccer player for FC Kansas City and a member of the United States Women's National Soccer Team... Younger sister, Lauren, plays basketball at UCLA... Younger brother, Aaron, is a freshman guard on the UCLA basketball team... Donated nearly 3,000 Pelicans tickets to underprivileged children during 2014-15 season.

NBA REGULAR SEASON STATS

Season	Team	GP	MIN	FGM	FGA	FG%	FTM	FTA	FT%	OREB	DREB	TREB	AST	TO	STL	BLK	PF	PTS	PPG	RBP	APG
2009-10	PHI	73	1767	230	520	0.442	65	86	0.756	56	135	191	280	156	79	18	153	587	8.0	2.6	3.8
2010-11	PHI	82	2901	446	999	0.446	172	209	0.823	68	264	332	531	218	120	29	203	1145	14.0	4.0	6.5
2011-12	PHI	65	2196	360	834	0.432	94	120	0.783	57	155	212	290	135	103	18	137	879	13.5	3.3	4.5
2012-13	PHI	78	2926	555	1288	0.431	182	242	0.752	89	240	329	625	292	123	32	170	1383	17.7	4.2	8.0
2013-14	NOP	34	1143	203	454	0.447	51	63	0.810	28	114	142	268	105	56	12	92	487	14.3	4.2	7.9
2014-15	NOP	40	1303	238	534	0.446	65	76	0.855	32	103	135	274	91	63	23	110	592	14.8	3.4	6.9
Totals	--	372	12236	2032	4629	0.439	629	796	0.790	330	1011	1341	2268	997	544	132	865	5073	13.6	3.6	6.1

3-Point FG: 2009-10, 62-159 (.390); 2010-11, 81-222 (.365); 2011-12, 65-171 (.380); 2012-13, 91-247 (.368); 2013-14, 30-77 (.390); 2014-15, 51-135 (.378); Totals: 380-1011 (.376)

NBA POSTSEASON STATS

Season	Team	GP	MIN	FGM	FGA	FG%	FTM	FTA	FT%	OREB	DREB	TREB	AST	TO	STL	BLK	PF	PTS	PPG	RBP	APG
2010-11	PHI	5	188	24	58	0.414	12	15	0.800	3	16	19	28	11	10	2	10	71	14.2	3.8	5.6
2011-12	PHI	13	494	74	179	0.512	38	44	0.864	17	44	61	67	26	20	8	24	206	15.8	4.7	5.2
2014-15	NOP	3	55	7	19	0.368	4	4	1.000	2	1	3	13	5	2	1	3	19	6.3	1.0	4.3
Totals	--	21	737	105	256	0.410	54	63	0.857	22	61	83	108	42	32	11	37	296	14.1	4.0	5.1

3-Point FG: 2010-11, 11-21 (.524); 2011-12, 20-49 (.408); 2014-15, 1-4 (.250). Totals: 32-74 (.432).

KENDRICK PERKINS - #5



Position: Center
Years Pro: 12
Height: 6-10
Weight: 270
Birthdate: November 10, 1984
Birthplace: Nederland, Texas
College: N/A
High School: Clifton J. Ozen H.S. (Beaumont, Texas)

CAREER HIGHS

PTS	26 @ MIL 3/15/09	OREB	10 vs. LAC 4/6/11
FGM	12 vs. CHI 12/19/08	DREB	14 (2 TIMES)
FGA	16 @ MIL 3/15/09	TREB	20 vs. DET 3/5/08
3FGM	--	ASTS	6 (3 TIMES)
3FGA	1 (14 TIMES)	STLS	3 (6 TIMES)
FTM	8 (2 TIMES)	BLKS	7 (2 TIMES)
FTA	12 vs. POR 12/5/08	MINS	48 vs. CHA 4/1/09

Transactions: Originally selected by the Memphis Grizzlies in the first round (27th overall pick) of the 2003 NBA Draft... Draft rights traded to Boston Celtics, along with draft rights of Marcus Banks in exchange for draft rights to Troy Bell and Dahntay Jones... Traded to Oklahoma City Thunder on Feb. 24, 2011 along with Nate Robinson in exchange for Jeff Green and Nenad Krstic... Traded to Utah Jazz on Feb. 19, 2015 in exchange for Enes Kanter and Steve Novak as part of three-team deal with Detroit... Waived by Utah Feb. 21, 2015... Signed by Cleveland Cavaliers as unrestricted free agent on Feb. 24, 2015... Signed with New Orleans as unrestricted free agent on July 28, 2015.

2014-15 Season: Appeared in 68 games (three starts) for Oklahoma City and Cleveland... Averaged 3.6 points on .449 shooting from the field and 4.7 rebounds in 16.9 minutes... Appeared in eight post-season games for Eastern Conference Champion Cleveland Cavaliers, averaging 1.3 points and 1.1 rebounds in 4.1 minutes per game... Scored in double figures on two occasions... In 51 games (three starts) for the Thunder, averaged 4.0 points and 5.5 rebounds in 19.2 minutes... In 17 games with the Cavaliers, averaged 2.6 points on .488 shooting and 2.4 rebounds in 9.8 minutes... Made his Cavalier debut at Detroit on Feb. 24, tallying two points in two minutes... Had a season-high 17 points on 6-of-7 (.857) shooting from the field and five rebounds in 20 minutes for Oklahoma City vs. DEN 11/1... Pulled down a season-high 10 rebounds in 23 minutes vs. PHX 12/14... Had a season-high three blocks twice and nine multi-block games on the season... Was DNP-CD eight times on the season... Was DND once and NWT one time with Oklahoma City... As a member of the Thunder, missed one game on 12/19 due to a left knee contusion and one game on 2/8 due to a suspension... Was placed on the Inactive List twice on the season, once with Oklahoma City and once with Utah.


Professional: Owns career averages of 5.5 points on .530 shooting from the field, 5.9 rebounds and 1.2 blocks in 744 games (560 starts) with Boston, Oklahoma City and Cleveland... Has appeared in 143 career playoff games for Boston, Oklahoma City and Cleveland, averaging 5.1 points, 5.9 rebounds and 1.1 blocks in 23.6 minutes per game... Has appeared in the NBA Finals four times (Boston 2008, 2010; Oklahoma City 2012; Cleveland 2015), winning an NBA Championship with Boston in 2008... **2013-14 (Oklahoma City):** Appeared in 62 games (62 starts) and averaged 3.4 points, 4.9 rebounds and 1.1 assists in 19.5 minutes... Appeared in 19 playoff games, averaging 3.2 points and 5.4 rebounds... OKC went 47-14 with Perkins in the lineup... Recorded 10-plus rebounds four times and scored in double-figures once... Was listed as DNP - Inactive three times... Missed 17 games when listed as DNP - left groin strain... **2012-13 (Oklahoma City):** Appeared in 78 games (78 starts) and averaged 4.2 points, 6.0 rebounds, 1.4 assists and 1.3 blocks in 25.1 minutes... Appeared in 11 playoff games, averaging 2.2 points and 3.7 rebounds... Scored in double figures seven times... Set a Thunder career-high with 17 points (8-of-9 FGs) on vs. Phoenix (2/8)... Led team in rebounding on 16 occasions... Recorded 10-plus rebounds nine times... Blocked a season-high four shots at Cleveland (2/2)... one DNP - Left knee strain... Three games DNP - right hamstring tightness... **2011-12 (Oklahoma City):** Appeared in 65 games, averaging 5.1 points, 6.6 rebounds and 1.1 blocks... Appeared in 20 games for Western Conference Champion Thunder, averaging 4.7 points, 6.2 rebounds and 1.3 blocks... Recorded a season-high tying six blocks vs. NOH 2/20... Set a Thunder career-high with 16 points on 8-of-11 FGs vs. MIA 3/25... Recorded a blocked shot in the first 17 games this season (longest such streak of his career)... Scored in double-figures on eight occasions... Recorded 10-plus rebounds on 12 occasions... Posted two double-doubles... One DNP - Right Knee Contusion... **2010-11 (BOS/OKC):** In 29 total games between Oklahoma City and Boston, averaged 6.0 points and 8.0 rebounds... Appeared in 17 playoff games for Thun-

der, averaging 4.7 points, 6.2 rebounds and 1.3 blocks...Appeared in 17 games with the Thunder (17 starts), and averaged 6.0 points and 8.0 rebounds in 25.6 minutes...Prior to joining the Thunder, appeared in 12 games (7 starts) with the Boston Celtics and averaged 7.1 points, 8.1 rebounds and 0.8 blocks in 26.1 minutes...**2009-10 (Boston):** Averaged 10.1 points, 7.6 rebounds and 1.69 blocks in 27.6 minutes per game...Appeared in 23 games for Eastern Conference Champion Celtics, averaging 5.7 points, 6.2 rebounds and 1.4 blocks...Ruled out of Game 7 at LAL due to knee injury...Ranked 10th in the NBA in blocks per contest...Recorded his 2,500th career rebound vs. NYK 2/23...Blocked his 600th career shot vs. SAC 2/16...**2008-09 (Boston):** Averaged 8.5 points, 8.1 rebounds and 1.97 blocks in 29.7 minutes per game...Appeared in 14 playoff contests, averaging a career-best 11.9 points, 11.6 rebounds and 2.6 blocks in 36.6 minutes...Scored in double-digits in 10 playoff games, grabbed double-digit rebounds in nine games, and posted six double-doubles...Led Celtics in rebounds in 36 games and in blocks in 54 games...Posted a career-high 26 points at MIL 3/15...Rejected a career-high seven shots vs. MIL 11/7...Also blocked seven shots vs. ATL 4/3...Finished sixth in the NBA in blocks per game and in total blocks...Grabbed a season-high 14 boards vs. UTA 12/15...Posted career-high 150 blocks on the season...**2007-08 (Boston):** Averaged career-high 6.9 points, 6.1 rebounds and 1.4 blocks in 24.5 minutes per game...Appeared in 25 playoff games for NBA Champion Celtics, averaging 6.6 points, 6.1 rebounds and 1.3 blocks...Led team in rebounding 18 times and scoring three times...Scored 10-plus points 15 times...Recorded five double-doubles...**2006-07 (Boston):** Averaged 4.5 points, 5.0 boards and 1.36 blocks in 21.4 minutes per game...**2005-06 (Boston):** Averaged 5.2 points, 5.9 boards and 1.5 blocks in 19.6 minutes per game...Recorded 10-plus points 11 times and 10-plus boards 12 times...Recorded four double-doubles...Led the team in rebounding 18 times...**2004-05 (Boston):** Averaged 2.5 points and 2.9 boards in 9.1 minutes per game...Appeared in six playoff games, averaging 1.5 points and 1.0 rebounds...**2003-04 (Boston):** Averaged 2.2 points and 1.4 rebounds in 3.5 minutes per game in 10 appearances.

High School: Led Clifton J. Ozen to four district championships and one state title...Averaged 27.5 points, 16.4 rebounds and 7.8 blocks as a Senior...Led school to 33-1 record his Senior year, with only loss coming in the state championship...Listed as the No. 3 center and No. 6 high school player in the class of 2003...Participated in 2003 McDonald's All-American Game.

Personal: Full name is Kendrick Le'Dale Perkins...Nickname is "Perk"...Favorite movie is Next Friday...Favorite television show is Fresh Prince of Bel Air...Favorite actor is Will Smith...Enjoys listening to 50 Cent...Wears a size 18 sneaker...Favorite sport besides basketball is football...Most influential person in his basketball career was his high school coach, Andre Bouette, a former collegiate player at North Texas from 1983-1986...Favorite athlete growing up was Michael Jordan.

QUINCY PONDEXTER - #20



Position: Guard-Forward
Years Pro: 5
Height: 6-6
Weight: 225
Birthdate: March 10, 1988
Birthplace: Fresno, Calif.
College: University of Washington
High School: San Joaquin Memorial H.S. (Fresno, Calif.)

CAREER HIGHS

PTS	25 vs BKN 2/25/15	OREB	5 vs OKC 2/4/15
FGM	9 vs BKN 2/25/15	DREB	7 @ PHX 3/19/15
FGA	14 (2 TIMES)	TREB	8 vs DAL 2/29/12
3FGM	6 at SAC 4/3/15	ASTS	5 at LAC 12/5/13
3FGA	10 vs MIL 3/17/15	STLS	4 vs. HOU 11/9/12
FTM	7 @ NYK 3/2/11	BLKS	2 @ TOR 11/19/14
FTA	9 @ PHX 12/4/15	MINS	40 vs BKN 2/25/15

Transactions: Selected 26th overall by the Oklahoma City Thunder in the 2010 NBA Draft, draft rights traded to the New Orleans Hornets along with those of Craig Brackins in exchange for Morris Peterson and the draft rights to Cole Aldrich...Traded by the New Orleans Hornets to the Memphis Grizzlies for Greivis Vasquez on Dec. 24, 2011...Acquired by New Orleans in three-team trade on Jan. 12, 2015 in exchange for Russ Smith (to Memphis) and Austin Rivers (to Boston).

2014-15 Season: Averaged 7.2 points and 2.6 rebounds in 75 games (30 starts) for New Orleans and Memphis...Averaged 9.0 points on .449 shooting, including .433 from three-point range in 45 games for New Orleans after being acquired in January...Appeared in all four of New Orleans' playoff games against Golden State, averaging 7.3 points, 5.0 rebounds, 3.0 assists and 1.8 steals...Scored 13 points to go along with seven rebounds 4/12 at HOU...Connected on 6-of-7 field goal attempts, going 4-of-4 from 3-point range and 4-of-5 from the foul stripe to tally 20 points in a win 4/7 vs. GSW...Drained a career-high six three-pointers in a win 4/3 at SAC...Grabbed seven defensive rebounds, all defensive for a career-high 3/19 at PHX...Tied a career-high with five made 3-pointers on a career high 10 attempts 3/17 vs. MIL...Drained five 3-pointers on his birthday, 3/10 at BKN...Set career-highs for points (25), field goals made (9) and minutes played (40) 2/25 vs. BKN...Started his first contest for the Pelicans, scoring five points 2/21 at MIA...Scored 15 points 2/6 at OKC...Scored 14 points in a win 1/25 vs. DAL...Scored 12 points in a win 1/21 vs. LAL...Scored 10 points on three-of five from the field 1/19 at NYK...Made his Pelicans debut 1/14 at DET, scoring nine points and grabbing six rebounds, including five defensive rebounds, which tied a career-high...Acquired by New Orleans on 1/12 in three-team trade with Boston and Memphis...Appeared in 30 games for MEM...14 points and three rebounds 12/26 vs. HOU...10 points and 5 rebounds 11/28 at POR...13 points, 3 rebounds and 4 assists 11/17 vs. HOU.

Professional: Holds averages of 5.3 points and 2.0 rebounds in 279 career games (47 starts)...Has appeared in 29 career playoff games for New Orleans and Memphis, averaging 6.8 points and 2.6 rebounds in 20.8 minutes per game...**2013-14 (Memphis):** Averaged 6.3 points, 1.7 rebounds and 1.3 assists in 18.0 minutes in 15 games (two starts) before a foot injury cut short his third season in Memphis and fourth in the NBA...Shot .392 from the field, .324 from three-point range and .808 from the free throw line...Scored 14 consecutive points for the Grizzlies and finished with a then-career-high 22 points in 21 minutes off the bench on 11/30 vs. BKN...Recorded 15 points and a career-high five assists in his next game played on 12/5 vs. LAC...Sustained a tarsal navicular stress fracture in his right foot in his next game, his second start of the season, on 12/7 vs. GSW...Underwent surgery and missed the final 63 games of the season following the injury...**2012-13 (Memphis):** Recorded 6.4 points, 2.2 rebounds and 1.0 assists on .428 shooting in 21.1 minutes in 59 games (one start)...Appeared in 15 playoff games, helping Grizzlies reach Western Conference Finals, averaging 2.1 points and 2.5 rebounds...Led the Grizzlies in three-point percentage (career-high .395)...Made a career-high 60 three-pointers after converting just 40 treys in his first two seasons combined...Collected a career-high four steals on Nov. 9, 2013 vs. Houston...Converted Memphis' only four-point play of the season on 3/1 at MIA...**2011-12 (Memphis):** Averaged 4.2 points, 2.0 rebounds and 0.4 assists on .452 shooting in 15.7 minutes in 64 games (eight starts) in his first season in Memphis...Appeared in seven playoff games for Memphis, averaging 1.9 points and 2.3 rebounds...Traded by New Orleans to Memphis for Greivis Vasquez two days before opening night...Shot .364 from three-point range in the final 34 games of the regular season after shooting .111 from downtown in the first 30 games...Posted 5.9 points and 2.8 rebounds on .455 shooting in 26.4 minutes as a starter...Scored a then-career-high tying 17 points on Feb. 8, 2012 vs. Minnesota...Grabbed a career-high eight rebounds on Feb. 29, 2012 vs. Dallas...**2010-11 (New Orleans):**

NBA REGULAR SEASON STATS

Season	Team	GP	MIN	FGM	FGA	FG%	FTM	FTA	FT%	OREB	DREB	TREB	AST	TO	STL	BLK	PF	PTS	PPG	RBP	APG
2003-04	BOS	10	35	8	15	0.533	6	9	0.667	5	9	14	3	5	0	2	6	22	2.2	1.4	0.3
2004-05	BOS	60	548	56	119	0.471	37	58	0.638	53	123	176	21	43	9	37	98	149	2.5	2.9	0.4
2005-06	BOS	68	1332	137	266	0.515	80	130	0.615	140	264	404	69	107	21	105	199	354	5.2	5.9	1.0
2006-07	BOS	72	1576	132	269	0.491	60	100	0.600	113	259	372	94	113	23	96	214	324	4.5	5.2	1.3
2007-08	BOS	78	1912	214	348	0.615	114	183	0.623	145	329	474	84	125	31	114	242	542	6.9	6.1	1.1
2008-09	BOS	76	2253	276	478	0.577	96	160	0.600	204	415	619	96	165	22	150	253	648	8.5	8.1	1.3
2009-10	BOS	78	2154	314	522	0.602	163	280	0.582	155	440	595	80	165	26	132	219	791	10.1	7.6	1.0
2010-11	TOT	29	742	67	130	0.515	40	72	0.556	62	170	232	26	56	9	26	91	174	6.0	8.0	0.9
2011-12	OKC	65	1744	128	262	0.489	73	112	0.652	120	306	426	78	118	25	73	189	329	5.1	6.6	1.2
2012-13	OKC	78	1954	143	313	0.457	44	72	0.611	110	356	466	111	109	43	83	227	330	4.2	6.0	1.4
2013-14	OKC	62	1207	87	193	0.451	37	67	0.552	82	223	305	67	90	26	32	177	211	3.4	4.9	1.1
2014-15	TOT	68	1148	102	227	0.449	42	83	0.506	91	229	320	51	95	16	42	162	246	3.6	4.7	0.8
Totals	--	744	16605	1664	3142	0.530	792	1326	0.597	1280	3123	4403	780	1191	251	892	2077	4120	5.2	5.6	1.0

3-Point FG: 2005-06, 0-2 (.000); 2006-07, 0-3 (.000); 2007-08, 0-1 (.000); 2008-09, 0-2 (.000); 2009-10, 0-3 (.000); 2012-13, 0-1 (.000); 2013-14, 0-1 (.000); 2014-15, 0-1 (.000); Totals: 0-14 (.000)

NBA POSTSEASON STATS

Season	Team	GP	MIN	FGM	FGA	FG%	FTM	FTA	FT%	OREB	DREB	TREB	AST	TO	STL	BLK	PF	PTS	PPG	RBP	APG
2004-05	BOS	6	28	4	5	0.800	1	3	0.333	3	3	6	0	3	0	3	7	9	1.5	1.0	0.0
2007-08	BOS	25	631	62	106	0.585	40	59	0.678	52	101	153	13	31	15	32	91	164	6.6	6.1	0.5
2008-09	BOS	14	512	73	127	0.575	20	30	0.667	51	111	162	20	33	6	37	51	166	11.9	11.6	1.4
2009-10	BOS	23	575	49	96	0.510	33	55	0.600	41	102	143	22	43	9	32	79	131	5.7	6.2	1.0
2010-11	OKC	17	479	29	64	0.453	19	33	0.576	37	66	103	13	27	4	13	57	77	4.5	6.1	0.8
2011-12	OKC	20	517	37	89	0.416	20	25	0.800	35	89	124	13	29	7	25	59	94	4.7	6.2	0.7
2012-13	OKC	11	210	10	38	0.263	4	4	1.000	15	26	41	7	23	8	5	39	24	2.2	3.7	0.6
2013-14	OKC	19	384	24	45	0.533	12	15	0.800	33	69	102	14	25	4	6	64	60	3.2	5.4	0.7
2014-15	CLE	8	33	2	8	0.250	6	10	0.600	2	7	9	0	4	0	3	6	6	1.0	1.3	1.1
Totals	--	143	3369	290	578	0.502	155	234	0.662	269	574	843	102	218	53	156	453	735	4.6	5.3	0.6

3-Point FG: 2007-08, 0-1 (.000); 2008-09, 0-1 (.000); 2009-10, 0-1 (.000); 2012-13, 0-1 (.000); Totals: 0-4 (.000)

Averaged 2.8 points and 1.3 assists in 11.1 minutes in 66 games (six starts)...Appeared in three playoff games, averaging 3.0 minutes per game...Had four games of 10 or more points...Had 10 points and four rebounds 4/13 at DAL...Scored 14 points 3/2 at NYK...Started first game of career scoring seven points with three rebounds 1/21 at ATL...Inactive five times, had 11 DNP's this season and missed one game due to conjunctivitis.

College (University of Washington 2006-10): Washington's all-time career leader in games played (136), and finished third in scoring (1,786 points), fifth in field-goals made (652) and fourth in field-goals attempted (1,297)...As a senior, All-Pac-10 First Team and Pac-10 All-Tournament Team...His 695 points is the third-best single-season total in school history...Set a Pac-10 record with five player-of-the-week honors...Finished third in the league in scoring (19.3 ppg) and rebounds (7.4 rpg), sixth in FG percentage (.528) and free throw percentage (.827)...Averaged 26.0 points, 7.0 rebounds and 3.5 assists in road sweep of Oregon and OSU...Averaged 23.5 points, 9.5 rebounds and 3.0 assists vs. Ariz. and ASU...Named Co-MVP of Athletes in Action Classic...Recorded 25 points and 11 boards vs. Belmont. Had 29 points and tied career-high with 13 rebounds vs. Portland St. ...Scored 31 points at Texas Tech...Poured in career-high 34 points and had 10 rebounds and six assists at Oregon...Averaged 15.3 points in Pac-10 Tournament...averaged 14.3 points and 6.0 rebounds in three NCAA Tournament games...As a junior, name team's Most Improved Player and earned Industrial Award as the hardest worker...Had 16 points and 12 rebounds vs. Pacific...Dished out eight assists vs. Texas Southern...Scored 21 points vs. Portland State...Scored 21 points at Cal and followed with 20 points at Stanford...Recorded 10 points and 12 rebounds in win over No. 15 Arizona State...Underwent hernia surgery following the season.

Personal: Participated on USA squad that earned bronze at 2009 summer World University Games in Serbia...Father, Roscoe Pondexter, played college basketball for Lute Olson at Long Beach State before being drafted by the Boston Celtics in the third round (53rd overall) of the 1974 Draft and playing professionally for 10 seasons overseas...Uncle, Cliff Pondexter, was drafted by the Chicago Bulls in the first round (16th overall) of the 1974 NBA Draft and enjoyed a three-year NBA career...Attended San Joaquin Memorial High School in Fresno, Calif, where he averaged 23 points, seven rebounds and six assists per game in leading his team to a 33-4 record during his senior season... San Joaquin's roster included 7-foot twins and current NBA centers Brook and Robin Lopez...A 2006 All-California First Team selection and the Division IV Player of the Year...Owns a Husky named Buckets and chose the breed in reference to his alma mater.

NBA REGULAR SEASON STATS

Season	Team	GP	MIN	FGM	FGA	FG%	FTM	FTA	FT%	OREB	DREB	TREB	AST	TO	STL	BLK	PF	PTS	PPG	RBP	APG
2010-11	NOH	66	734	73	180	0.406	24	34	0.706	23	65	88	28	16	17	10	63	188	2.8	1.3	0.4
2011-12	MEM	64	1002	108	239	0.452	33	53	0.623	55	71	126	27	30	27	5	90	271	4.2	2.0	0.4
2012-13	MEM	59	1243	128	299	0.428	59	75	0.787	43	89	132	61	42	35	6	95	375	6.4	2.2	1.0
2013-14	MEM	15	270	31	79	0.392	21	26	0.808	10	16	26	20	15	5	1	18	94	6.3	1.7	1.3
2014-15	TOT	75	1793	188	447	0.421	71	96	0.740	53	142	195	94	51	19	24	150	538	7.2	2.6	1.3
Totals	--	279	5042	528	1244	0.424	208	284	0.732	184	383	567	230	154	103	46	416	1466	5.4	2.0	0.9

3-Point FG: 2010-11, 18-50 (.360); 2011-12, 22-73 (.301); 2012-13, 60-152 (.395); 2013-14, 11-34 (.324); 2014-15, 91-244 (.373).
Totals: 202-553 (.365)

NBA POSTSEASON STATS

Season	Team	GP	MIN	FGM	FGA	FG%	FTM	FTA	FT%	OREB	DREB	TREB	AST	TO	STL	BLK	PF	PTS	PPG	RBP	APG
2010-11	NOH	3	9	1	6	0.167	0	0		0	1	1	1	0	0	0	1	2	0.7	0.3	0.3
2011-12	MEM	7	114	12	18	0.667	7	9	0.778	3	13	16	2	5	4	0	13	33	4.7	2.3	0.3
2012-13	MEM	15	357	46	94	0.489	17	28	0.607	9	29	38	11	9	11	2	31	133	8.9	2.5	0.7
2014-15	NOP	4	124	10	28	0.357	6	7	0.857	3	17	20	12	1	7	0	13	29	7.3	5.0	3.0
Totals	--	29	604	69	146	0.473	30	44	0.682	15	60	75	26	15	22	2	58	197	6.8	2.6	0.9

3-Point FG: 2010-11, 0-3 (.000); 2011-12, 2-4 (.500); 2012-13, 24-53 (.453); 2014-15, 3-10 (.300) Totals: 29-70 (.414).

ISH SMITH - #4



Position: Guard
Years Pro: 5
Height: 6-0
Weight: 175
Birthdate: July 5, 1988
Birthplace: Charlotte, North Carolina
College: Wake Forest
High School: Central Cabarrus (Concord, N.C.)

CAREER HIGHS

PTS 23 (TWICE)	OREB 3 (TWICE)
FGM 11 at WAS 4/1/15	DREB 8 (TWICE)
FGA 21 vs. CHI 3/11/15	TREB 9 at CHA 4/4/15
3FGM 3 vs. CHI 3/11/15	ASTS 9 (6 TIMES)
3FGA 7 vs. CHI 3/11/15	STLS 4 vs. MIN 2/25/14
FTM 4 (TWICE)	BLKS 2 (4 TIMES)
FTA 6 (TWICE)	MINS 42 vs. MIN 11/7/10

Transactions: Undrafted in 2010...Signed by Houston on August 23, 2010...Traded to Memphis on February 24, 2011 along with Shane Battier in exchange for Hasheem Thabeet, DeMarre Carroll and a future first round draft pick...Waived by Memphis December 14, 2011...Signed by Golden State December 16, 2011...Waived by Golden State January 23, 2012...Signed by Orlando February 2, 2012...Traded to Milwaukee along with J.J. Redick and Gustavo Ayon in exchange for Beno Udrih, Doron Lamb and Tobias Harris...Traded to Phoenix along with Viacheslav in exchange for Coron Butler...Signed by Houston on July 19, 2014...Waived by Houston October 27, 2014...Signed by Oklahoma City November 7, 2014...Traded to New Orleans along with rights to Latavious Williams in exchange for future draft considerations on February 19, 2015...Waived by New Orleans February 19, 2015...Signed by Philadelphia February 22, 2015...Signed by Washington September 25, 2015...Waived by Washington October 24, 2015...Signed by New Orleans October 26, 2015.

2014-15 Season: Appeared in 55 games for Oklahoma City and Philadelphia, averaging 6.1 points and 3.3 assists in 15.1 minutes per game...In 25 games with Philadelphia, started 14 contests, while averaging 12.0 points and 6.1 assists in 27.1 minutes...Recorded a career-high 23 points twice...Was a career-high 3-of-7 from three-point range 3/11 vs. CHI...Recorded a career-high nine assists six times.

Professional: Holds career averages of 3.6 points and 2.3 assists in 246 games...**2013-14 (Phoenix):** Appeared in 70 games, starting one, while averaging 3.7 points and 2.6 assists in 14.4 minutes...Recorded double digit scoring four times, including a season-high 15 points vs. SAS 2/21...**2012-13 (ORL/MIL):** Appeared in 53 games, averaging 2.4 points and 1.7 assists in 9.9 minutes per game...Scored a season-high 13 points 12/29 vs. TOR...**2011-12 (GSW/ORL):** Appeared in 26 games, averaging 2.8 points and 1.6 assists in 9.0 minutes per game...In lone start of the season while with GSW, scored a season-high 11 points and dished out a season-high six assists in a win over NYK on 12/28...**2010-11 (HOU/MEM):** Appeared in 43 games during rookie campaign, averaging 2.3 points and 1.8 assists...Scored in double-digits three times while with Houston, including a season-high 12 points twice...**D-League:** Assigned to Rio Grande Valley Vipers on 1/17, appearing in eight games, averaging 12.5 points, 4.3 rebounds and 7.9 assists.

College (Wake Forest): Finished his career as one of the top all-around players in school history...Stands as the only player in Wake Forest history with 1,000 points and 600 assists...Also is the first Deacon with 1,000 points, 500 assists and 400 rebounds in a career...Ranks second all-time at Wake Forest in assists (612)...Also ranks sixth in career minutes played (3,667), eighth in career steals (153), 18th in career games played (121) and 36th in career points (1,114)...Three-year team captain...Lightning quick point guard who started for the Deacons as a freshman, sophomore and senior...An injury to start his junior year pushed him to a reserve role, but he excelled as the team's sixth man...Consummate team leader both on the court and off...Developed a knack for hitting clutch shots late in games, finishing his career with four game-winners...Led the ACC in assists as a rookie in 2006-07...2009-10: Started all 31 games at point guard...Served as a team captain...Averaged an ACC-leading 36.8 minutes per game...Ranked second on the team with 13.2 points per game...Also averaged 6.0 assists, 4.9 rebounds and 1.7 steals per contest...Named second team All-ACC...Received second team all-district honors from the NABC...Received the team's Murray Gresson Award and Team Assists Leader award...Led the team in assists (185), steals (52) and field goals (176)...Ranked second on the team in scoring and fourth in both rebounding and blocks (19)...Ranked third in the ACC and

PLAYERS

seventh nationally in assists per game...Led the ACC in minutes played (36.8) and ranked third in assist/turnover ratio (1.9), sixth in steals and 13th in scoring...Ranked 10th in field goal percentage (.398) in conference games only...Played 36+ minutes in 21 games and had 10 regulation games where he played 38+ minutes...Was the only player in the country 6-0 or shorter with 19 blocks on the season...Scored in double figures 25 times, including three 20-point performances...Turned in two double-digit assist games on the year...Posted two double-doubles on the season to give him five for his career...After entering the season without a single dunk in his career, had 10 slams in 2009-10 to rank fourth on the team...Led the team with six charges drawn...2008-09: Saw action in 29 games off the bench...Served as a team captain...Received the team's Most Improved Player award...Missed the first two games of the year after fracturing a bone in his left foot in mid-September...Returned to the court on Nov. 24 against Winston-Salem State but had his 58-game starting streak snapped after coming off the bench vs. the Rams...Surpassed the 400 career assists plateau to become just the seventh member of Wake Forest's 400 Assists Club...Dished out his 400th career assist on Feb. 18 against Georgia Tech...Played an average of 22.0 minutes per game...Averaged 6.2 points, 3.4 assists and 2.7 rebounds per game...Ranked second on the team in assists and sixth in scoring...Dished out exactly 100 assists on the season...Shot 43.0 percent from the field...Averaged 8.3 points and shot 46.8 percent from the floor in ACC games...Led the team in assists in 15 games, dishing out five or more assists six times...2007-08: Started all 30 games at point guard...Was the only Deacon to start every game of the season...Served as a team captain...Played a team-high 32.1 minutes per game...Led the team with 141 assists, an average of 4.7 per contest...Ranked third on the squad in steals (40) and fourth in scoring (8.6 ppg)...Averaged 9.9 points and 4.75 assists per game in conference play...Led the team with 24 steals in league contests...Finished among the ACC leaders in assists (5th) and assist/turnover ratio (1.68; 7th)...In conference games only, ranked among the league's best in assists (4th), assist/turnover ratio (4th) and minutes played (34.6; 9th)...Scored in double figures 11 times and led the team in scoring four times...Led the Deacs in assists 25 times and in rebounding twice...Drew nine charges on defense, the second-most on the team...Posted three turnover-free games on the year...2006-07: Played in all 31 games and started 30 times...Missed just one start (Nov. 17 vs. Elon) when he was five minutes late to shoot-around...Became just the fifth freshman in the history of the ACC to lead the league in assists (6.0 apg)...Was the first Deacon in 20 years, since Muggsy Bogues in 1987, to lead the ACC in assists...Broke the Wake Forest freshman record for assists, previously held by Chris Paul, with 186...Was the second-leading scorer on the team (8.7 ppg)...Ranked fourth on the team with 3.8 rebounds per game...Sank 23 three-point field goals...Struggled at the free throw line, shooting just 46.2 percent (42-of-91)...Had 186 assists and just 112 turnovers, giving him the seventh-best assist-turnover ratio in the ACC...Led the team in steals with 36...Scored in double figures 12 times...Had three double-figure assist games...Recorded three double-doubles...Led the Deacons in rebounding four times...Was Wake's leader in assists in 27 of 31 games...Drew eight charges on defense...Dished out eight or more assists nine times...Began his college career in grand fashion with a double-double (12 points, 11 assists) in season opener vs. James Madison, breaking the Wake Forest freshman record for single-game assists...Scored 14 points and hit a key three-pointer in overtime at Bucknell Nov. 14...Scored 17 points and dished out nine assists in a key win over Vanderbilt Nov. 21...Dished out a career-high 15 assists, breaking a Wake Forest freshman record and an ACC Tournament record, March 28 against Georgia Tech in the opening round of the ACC Tournament.

Personal: Full name is Ishmael Larry Smith...Son of Gwen and Larry Smith...Earned a degree in religion from Wake Forest...Finished high school career with 1,775 points and a school-record 687 assists...Named the Charlotte Observer's Piedmont Player of the Year, while earning all-conference honors his junior and senior years (2005-06)...As a senior (2006), averaged 24.8 ppg and 9.8 apg, earning MECA-6 Conference Player of the Year...Favorite vacation spots are Bahamas and Clearwater Beach, Fla...Favorite video games are Madden and NCAA Football...Favorite offseason activity is traveling with family...Favorite comfort food is fried chicken and mac and cheese.

NBA REGULAR SEASON STATS

Season	Team	GP	MIN	FGM	FGA	FG%	FTM	FTA	FT%	OREB	DREB	TREB	AST	TO	STL	BLK	PF	PTS	PPG	RBP	APG
2010-11	TOT	43	442	43	115	0.374	12	21	0.571	7	40	47	79	34	18	2	37	101	2.3	1.1	1.8
2011-12	TOT	26	234	31	81	0.383	7	10	0.700	7	28	35	41	13	15	2	15	72	2.8	1.3	1.6
2012-13	TOT	52	516	56	159	0.352	3	7	0.429	12	49	61	87	37	21	9	26	123	2.4	1.2	1.7
2013-14	PHX	70	1006	119	281	0.423	22	39	0.564	31	98	129	179	65	49	13	66	261	3.7	1.8	2.6
2014-15	TOT	55	832	143	367	0.390	34	57	0.596	15	85	100	180	78	36	6	50	338	6.1	1.8	3.3
Totals	--	249	3108	404	1036	0.390	80	140	0.571	74	306	380	586	235	144	32	205	923	3.7	1.5	2.4
3-Point FG: 2010-11, 3-10 (.300); 2011-12, 3-9 (.333); 2012-13, 8-27 (.296); 2013-14, 1-23 (.043); 2014-15, 18-60 (.300); Totals: 35-135 (.259).																					

NBA REGULAR SEASON STATS

Season	Team	GP	MIN	FGM	FGA	FG%	FTM	FTA	FT%	OREB	DREB	TREB	AST	TO	STL	BLK	PF	PTS	PPG	RBP	APG
2010-11	MEM	5	10	2	3	0.667	0	0	--	0	2	2	2	1	1	0	1	4	0.8	0.4	0.4
2011-12	ORL	1	5	0	0	--	0	0	--	0	1	1	0	0	0	1	0	0	0.0	1.0	0.0
2012-13	MIL	4	11	0	1	0.000	0	0	--	0	1	1	3	1	0	0	1	0	0.0	0.3	0.8
Totals	--	10	26	2	4	0.500	0	0	--	0	4	4	5	2	1	1	2	4	0.4	0.4	0.5



2014-15 ROSTER & STATS



Record: 45-37
West: 29-23
East: 16-14
Division: 8-8
Home: 28-13
Road: 17-24
Overtime: 0-3

Head Coach: Monty Williams, Notre Dame

Lead Assistant Coach: Randy Ayers, Miami (Ohio)

Assistant Coaches: Bryan Gates, Boise State; Dave Hanners, North Carolina; Fred Vinson, Georgia Tech

Director of Athletic Development/Assistant Coach: Carlos Daniel, Washington State

Athletic Trainer: Duane Brooks, Florida A&M

2014-15 Final Roster

No.	Player	Position	Height	Weight	Birthdate	College/Country	Yrs Pro
42	Alexis Ajinca	C	7-2	248	5/6/1988	Saint Etienne/France	5
33	Ryan Anderson	F	6-10	240	5/6/1988	California/USA	7
3	Omer Asik	C	7-0	255	7/4/1986	Fenerbache S.K./Turkey	5
8	Luke Babbitt	F	6-9	225	6/20/1989	Nevada-Reno/USA	5
30	Norris Cole	G	6-2	175	10/13/1988	Cleveland State/USA	4
44	Dante Cunningham	F	6-8	230	4/22/1987	Villanova/USA	6
23	Anthony Davis	F-C	6-10	220	3/11/1993	Kentucky/USA	3
16	Toney Douglas	G	6-2	185	3/16/1986	Florida State/USA	6
1	Tyreke Evans	G	6-6	220	9/19/1989	Memphis/USA	6
25	Jimmer Fredette	G	6-2	195	2/25/1989	Brigham Young/USA	4
10	Eric Gordon	G	6-4	215	12/25/1988	Indiana/USA	6
11	Jrue Holiday	G	6-4	205	6/12/1990	UCLA/USA	6
20	Quincy Pondexter	G-F	6-6	225	3/10/1988	Washington/USA	5
5	Jeff Withey	C	7-0	235	3/7/1990	Kansas/USA	2

2014-15 Final Statistics

Player	G	GS	MIN	FG	FGA	PCT	3FG	3FGA	PCT	FT	FTA	PCT	OFF	DEF	TOT	AST	PF	DQ	STL	TO	BLK	PTS	AVG
Davis	68	68	2455	642	1199	.535	1	12	.083	371	461	.805	173	523	696	149	141	0	100	95	200	1656	24.4
Evans	79	76	2690	521	1165	.447	69	227	.304	202	291	.694	82	334	416	521	198	3	100	246	37	1313	16.6
Holiday	40	37	1303	238	534	.446	51	135	.378	65	76	.855	32	103	135	274	110	1	63	91	23	592	14.8
Anderson	61	5	1675	291	729	.399	122	359	.340	129	151	.854	108	187	295	55	113	1	33	62	20	833	13.7
Gordon	61	60	2018	285	694	.411	141	315	.448	107	133	.805	28	131	159	229	145	0	50	122	14	818	13.4
Cole (TOT)	75	25	1831	230	558	.412	55	176	.313	58	81	.716	13	146	159	225	124	1	57	99	15	573	7.6
Cole (NO)	28	2	683	112	252	.444	28	74	.378	26	35	.743	1	50	51	90	49	1	15	41	7	278	9.9
Asik	76	76	1982	213	412	.517	0	0	---	131	225	.582	244	504	748	72	144	0	29	95	54	557	7.3
Pondexter (TOT)	75	30	1793	188	447	.421	91	244	.373	71	96	.740	53	142	195	94	150	0	19	51	24	538	7.2
Pondexter (NO)	45	28	1253	140	312	.449	74	171	.433	50	66	.758	33	105	138	66	103	0	14	41	19	404	9.0
Rivers	35	3	772	86	222	.387	14	50	.280	53	71	.746	12	56	68	87	65	0	18	30	7	239	6.8
Ajinca	68	8	957	181	329	.550	0	0	---	81	99	.818	104	211	315	47	151	0	21	69	51	443	6.5
Cunningham	66	27	1652	155	339	.457	1	10	.100	29	47	.617	70	186	256	50	101	0	46	35	37	340	5.2
Douglas	12	0	177	19	51	.373	5	18	.278	8	13	.615	2	20	22	24	20	0	11	10	4	51	4.3
Babbitt	63	19	830	92	192	.479	59	115	.513	13	19	.684	12	99	111	24	63	0	17	26	11	256	4.1
Fredette	50	0	509	63	166	.380	9	48	.188	43	45	.956	8	32	40	58	43	0	15	33	2	178	3.6
E. Williams (TOT)	13	0	119	14	37	.378	8	18	.444	1	4	.250	0	8	8	12	12	0	4	4	0	37	2.8
E. Williams (NO)	8	0	77	8	24	.333	3	11	.273	0	2	.000	0	5	5	8	11	0	2	0	0	19	2.4
Withey	37	0	259	32	64	.500	0	0	---	34	50	.680	23	41	64	11	26	0	4	12	18	98	2.6
Salmons	21	0	270	16	48	.333	8	26	.308	2	4	.500	4	17	21	13	25	0	9	5	4	42	2.0
Wolters (TOT)	21	0	247	20	57	.351	0	7	.000	2	6	.333	8	26	34	21	18	0	8	13	2	42	2.0
Wolters (NO)	10	0	105	8	26	.308	0	2	.000	1	2	.500	6	12	18	11	7	0	3	10	2	17	1.7
Mekel	4	0	43	3	20	.150	0	3	.000	0	0	---	0	1	1	13	1	0	2	2	0	6	1.5
R. Smith	6	0	29	2	10	.200	1	6	.167	0	0	---	0	3	3	2	6	0	7	0	2	5	0.8
Miller	5	1	43	1	7	.143	0	1	.000	0	0	---	0	1	1	2	8	0	1	1	0	2	0.4
PELICANS	82	--	19780	3108	6795	.457	586	1583	.370	1345	1790	.751	942	2621	3563	1806	1530	6	553	1087	510	8147	99.4
OPPONENTS	82	--	19780	3108	6814	.456	537	1605	.335	1329	1751	.759	870	2537	3407	1700	1533	4	555	1003	475	8082	98.6

2015-16 Final Results

G	Date	H/A	OPP	W/L	Score	New Orleans High Scorer	New Orleans High Rebounds	New Orleans High Assists	Opponent High Scorer	Atten.
1	28-Oct	H	ORL	W	101-84	Davis-26	Davis-17	Evans-6	Harris-25	17,097
2	1-Nov	H	DAL	L	104-109	Davis-31	Davis-15	Evans-9	Parsons-20	14,547
3	3-Nov	A	MEM	L	81-93	Evans-21	Anderson-9	Holiday-6	Gasol-16	15,302
4	4-Nov	H	CHA	W	100-91	Davis-24	Davis-13	Holiday-9	Neal-21	14,840
5	8-Nov	A	SAS	W	100-99	Davis-27	Davis-11	Holiday-11	Parker-28	18,581
6	10-Nov	A	CLE	L	111-118	Anderson-32	Davis-14	Evans-10	Irving-32	20,563
7	12-Nov	H	LAL	W	109-102	Davis-25	Asik-13	Evans-11	Bryant-33	17,359
8	14-Nov	H	MIN	W	139-91	Holiday-24	Evans-6	Holiday-9	Wiggins-20	14,775
9	17-Nov	A	POR	L	93-102	Davis-31	Davis-11	Evans-8	Lillard-24	19,441
10	18-Nov	A	SAC	W	106-100	Davis-28	Davis-9	Holiday-9	Cousins-24	16,526
11	21-Nov	A	DEN	L	97-117	Davis-18	Davis-9	Holiday-6	Affalo-19	15,232
12	22-Nov	A	UTA	W	106-94	Davis-43	Davis-14	Holiday-9	Hayward-31	18,452
13	25-Nov	H	SAC	L	89-99	Evans-22	Davis-9	Evans-5	Casspi-22	17,037
14	28-Nov	A	ATL	L	91-100	Holiday-20	Davis-11	Holiday-7	Teague-26	17,079
15	29-Nov	A	WAS	L	80-83	Davis-30	Davis-13	Evans-5	Gortat-24	17,581
16	2-Dec	H	OKC	W	112-104	Evans-30	Asik-14	Holiday-10	Durant-27	13,903
17	4-Dec	A	GSW	L	85-112	Davis-30	Davis-15	Holiday-8	Thompson-23	19,596
18	6-Dec	A	LAC	L	100-120	Davis-36	Asik-10	Holiday-6	Griffin-30	19,060
19	7-Dec	A	LAL	W	104-87	Davis-23	Asik-11	Holiday-8	Bryant-14	18,997
20	9-Dec	H	NYK	W	104-93	Evans-27	Asik-14	Holiday-7	Stoudemire-26	13,789
21	10-Dec	A	DAL	L	107-112	Davis-31	Asik-15	Holiday-10	Ellis-26	19,988
22	12-Dec	H	CLE	W	119-114	Evans-31	Asik-14	Evans-10	James-41	18,069
23	14-Dec	H	GSW	L	122-128*	Evans-34	Evans-8	Holiday-9	Curry-34	15,037
24	16-Dec	H	UTA	W	119-111	Davis-31	Davis-9	Holiday-8	Kanter-29	13,179
25	18-Dec	A	HOU	W	99-90	Davis-30	Davis-14	Holiday-10	Harden-21	18,137
26	20-Dec	H	POR	L	88-114	Rivers-21	Ajincia-13	Holiday-7	Aldridge-27	16,079
27	21-Dec	A	OKC	W	101-99	Davis-38	Davis-12	Holiday-15	Westbrook-29	18,023
28	23-Dec	A	IND	L	84-96	Davis-11	Evans-11	Holiday-5	G. Hill-15	17,336
29	26-Dec	H	SAS	W	97-90	Davis-22	Davis-12	Holiday-7	Joseph-20	18,376
30	27-Dec	A	CHI	L	100-107	Davis-11	Davis-9	Holiday-7	Butler-33	21,935
31	30-Dec	H	PHX	W	110-106	Evans-24	Davis-18	Holiday-6	G. Dragic-22	16,364
32	31-Dec	A	SAS	L	93-95*	Davis-21	Davis-12	Holiday-9	Giinobili-26	18,581
33	2-Jan	H	HOU	W	111-83	Anderson-22	Asik-11	Holiday-6	Howard-12	17,705
34	5-Jan	H	WAS	L	85-92	Evans-21	Davis-10	Holiday-5	Wall-15	16,182
35	7-Jan	A	CHA	L	94-98	Davis-32	Davis-12	Holiday-9	Walker-31	15,171
36	9-Jan	H	MEM	W	106-95	Holiday-23	Davis-10	Holiday-8	Gasol-19	17,639
37	12-Jan	A	BOS	L	100-108	Davis-34	Asik-12	Davis-4	Sullinger-27	16,905
38	14-Jan	A	DET	W	105-94	Davis-27	Asik-13	Evans-9	Jennings-19	12,016
39	16-Jan	A	PHI	L	81-96	Gordon-16	Ajincia-14	Evans-6	Carter-Williams-22	15,672
40	18-Jan	A	TOR	W	95-93	Evans-26	Asik-9	Gordon-5	DeRozan-22	19,800
41	19-Jan	A	NYK	L	92-99	Evans-23	Asik-17	Gordon-5	Anthony-24	19,812
42	21-Jan	H	LAL	W	96-80	Davis-20	Asik-10	Gordon-10	Hill-15	16,268
43	23-Jan	A	MIN	W	92-84	Davis-21	Davis-12	Evans-8	Young-15	14,978
44	25-Jan	H	DAL	W	109-106	Davis-28	Asik-11	Evans-12	Ellis-36	17,687
45	26-Jan	H	PHI	W	99-74	Davis-32	Davis-10	Evans-12	McDaniels-16	16,419
46	28-Jan	H	DEN	L	85-93	Evans-25	Davis-12	Gordon-6	Affalo-20	16,055
47	30-Jan	H	LAC	W	108-103	Gordon-28	Cunningham-12	Evans-12	Paul-24	17,932
48	2-Feb	H	ATL	W	115-100	Davis-29	Asik-17	Evans-12	Teague-21	15,487
49	4-Feb	H	OKC	L	91-102	Davis-23	Davis-9	Evans-7	Westbrook-45	17,156
50	6-Feb	A	OKC	W	116-113	Davis-41	Evans-10	Evans-16	Westbrook-48	18,203
51	7-Feb	H	CHI	L	72-107	Evans-15	Asik-7	Gordon-4	Rose-20	18,402
52	9-Feb	H	UTA	L	96-100	Gordon-31	Asik-8	Evans-10	Hayward-32	15,321
53	11-Feb	H	IND	L	93-106	Babbitt-15	Asik-8	Douglas-7	G. Hill-17	17,074
54	20-Feb	A	ORL	L	84-95	Evans-14	Davis-11	Evans-10	Oladipo-22	18,259
55	21-Feb	A	MIA	W	105-91	Gordon-24	Asik-9	Evans-6	Chalmers-20	19,982
56	23-Feb	H	TOR	W	100-97	Babbitt-18	Asik-11	Evans-12	Lowry-22	16,514
57	25-Feb	H	BKN	L	102-96	Pondexter-25	Asik-13	Evans-11	Johnson-21	16,097
58	27-Feb	H	MIA	W	104-102	Ajincia-24	Cunningham-10	Evans-11	Deng-22	17,797
59	1-Mar	A	DEN	W	99-92	Evans-22	Asik-16	Evans-7	Gallinari-21	13,109
60	2-Mar	A	DAL	L	93-102	Cole-19	Ajincia-12	Evans-7	Ellis-20	20,367
61	4-Mar	H	DET	W	88-85	Davis-39	Davis-13	Evans-9	Meeks-20	16,925
62	6-Mar	H	BOS	L	98-104	Davis-29	Davis-14	Evans-6	Thomas-27	17,274
63	7-Mar	H	MEM	W	95-89	Evans-26	Asik-11	Pondexter-7	Je. Green-20	17,346
64	9-Mar	A	MIL	W	114-103	Davis-43	Davis-10	Davis-6	Antetokounmpo-29	12,218
65	10-Mar	A	BKN	W	111-91	Ajincia-17	Asik-15	Gordon-7	Lopez-15	16,422
66	15-Mar	H	DEN	L	111-118**	Davis-36	Davis-14	Evans-10	Barton-25	17,248
67	17-Mar	H	MIL	W	85-84	Davis-20	Davis-12	Gordon-7	Antetokounmpo-15	17,881
68	19-Mar	A	PHX	L	72-74	Davis-14	Asik-14	Gordon-5	Mark. Morris-17	18,055
69	20-Mar	A	GSW	L	96-112	Cole-16	Withey-8	Evans-4	Barnes-22	19,596
70	22-Mar	A	LAC	L	100-107	Davis-26	Davis-12	Gordon-5	Paul-23	19,299
71	25-Mar	H	HOU	L	93-95	Evans-28	Davis-14	Evans-7	Harden-25	17,077
72	27-Mar	H	SAC	W	102-88	Evans-25	Asik-12	Evans-10	Cousins-39	17,669
73	29-Mar	H	MIN	W	110-88	Davis-28	Davis-9	Gordon-7	Wiggins-20	17,576
74	1-Apr	A	LAL	W	113-92	Davis-10	Asik-10	Evans-8	Clarkson-18	17,165
75	3-Apr	A	SAC	W	101-95	Gordon-21	Evans-12	Evans-9	Cousins-24	17,021
76	4-Apr	A	POR	L	90-99	Gordon-22	Davis-9	Evans-9	Aldridge-21	19,781
77	7-Apr	H	GSW	W	103-100	Davis-29	Davis-10	Evans-9	Curry-25	18,097
78	8-Apr	A	MEM	L	74-110	Davis-12	Cunningham-10	Gordon-3	Randolph-15	17,518
79	10-Apr	H	PHX	W	90-75	Davis-19	Asik-18	Evans-6	Bledsoe-19	17,954
80	12-Apr	A	HOU	L	114-121	Davis-27	Asik-10	Evans-8	Harden-30	18,318
81	13-Apr	A	MIN	W	100-88	Davis-24	Davis-11	Davis-5	LaVine-24	13,009
82	15-Apr	H	SAS	W	108-103	Davis-31	Davis-13	Evans-11	Parker-23	18,524

* overtime

New Orleans - Team Highs & Lows

	Highs			Lows	
Total Points	139	vs. MIN	14-Nov	72	Twice
Field Goals Made	56	vs. MIN	14-Nov	28	at MEM 8-Apr
Field Goals Att.	101		Twice	69	at ORL 20-Feb
Field Goal %	.0667	vs. MIN	14-Nov	0.337	at MEM 3-Nov
3-Pt. Field Goals Made	15	vs. MIN	14-Nov	2	vs. DET 4-Mar
3-Pt. Field Goals Att.	29	at SAC	3-Apr	4	at MIN 23-Jan
Free Throws Made	32	at BOS	12-Jan	4	vs. CHI 7-Feb
Free Throws Att.	45	vs. OKC	2-Dec	7	vs. CHI 7-Feb
Free Throw %	1.000	vs. CHA	4-Nov	0.484	vs. ORL 28-Oct
Offensive Rebounds	26	vs. ORL	28-Oct	3	vs. MIN 14-Nov
Defense Rebounds	43*	vs. DEN	15-Mar	23	vs. UTA 16-Dec
Total Rebounds	58*	vs. DEN	15-Mar	30	at SAS 8-Nov
Assists	33	at OKC	21-Dec	12	at WAS 29-Nov
Steals	14*	vs. GSW	14-Dec	1	at NYK 19-Jan
Turnovers	21	at GSW	20-Mar	6	at SAC 18-Nov
Blocked Shots	17		Twice	1*	Twice
1st Quarter Points	43	vs. MIN	14-Nov	13	at MEM 3-Nov
2nd Quarter Points	40	vs. OKC	2-Dec	10	vs. MIL 17-Mar
3rd Quarter Points	38		Twice	12	at PHI 16-Jan
4th Quarter Points	41	vs. UTA	16-Dec	13	Twice
1st Half Points	80	vs. MIN	14-Nov	28*	Twice
2nd Half Points	66		Twice	33	vs. CHI 7-Feb
2nd Half Points w/ OT Points	71	vs. GSW	14-Dec	64	vs. DEN 15-Mar
Overtime Points	11	vs. GSW	14-Dec	9	at SAS 31-Dec

*Denotes Number of Overtime Periods

Opponents - Team Highs & Lows

	Highs			Lows	
Total Points	128*	vs. GSW	14-Dec	74	Twice
Field Goals Made	48	vs. POR	20-Dec	28	Twice
Field Goals Att.	104*	vs. DEN	15-Mar	71	Twice
Field Goal %	0.570	vs. SAS	15-Apr	0.349	vs. LAL 21-Jan
3-Pt. Field Goals Made	17	at LAC	6-Dec	2	6 Times
3-Pt. Field Goals Att.	33	at DEN	1-Mar	9	at MIN 23-Jan
Free Throws Made	34	at HOU	12-Apr	3	at ORL 20-Feb
Free Throws Att.	48	at HOU	12-Apr	6	at ORL 20-Feb
Free Throw %	0.944	vs. IND	11-Feb	0.471	at GSW 4-Dec
Offensive Rebounds	21	vs. UTA	9-Feb	1	vs. SAS 26-Dec
Defense Rebounds	43		Twice	17	at MIL 9-Mar
Total Rebounds	57	at PHX	19-Mar	25	at MIL 9-Mar
Assists	34	at LAC	6-Dec	11	Twice
Steals	13	vs. HOU	2-Jan	1	at MIN 13-Apr
Turnovers	24	vs. MIN	14-Nov	4	at NYK 19-Jan
Blocked Shots	12		3 Times	1	Twice
1st Quarter Points	34	at LAC	6-Dec	11	vs. MIN 29-Mar
2nd Quarter Points	34		3 Times	15	Twice
3rd Quarter Points	39	at LAC	6-Dec	12	at PHX 19-Mar
4th Quarter Points	38		Twice	12	Twice
1st Half Points	66	vs. DAL	1-Nov	35	at MIN 13-Apr
2nd Half Points	69	at HOU	12-Apr	31	Twice
2nd Half Points w/OT Points	68		Twice	57*	at SAS 31-Dec
Overtime Points	17		Twice	11*	at SAS 31-Dec

*. Denotes Number of Overtime Periods

New Orleans - Individual Highs

Total Points	43	Anthony Davis		Twice
Minutes	50*	Anthony Davis	vs. DEN	15-Mar
Field Goals Made	17	Anthony Davis		Twice
Field Goals Attempted	30	Anthony Davis	vs. DET	4-Mar
3-Point Field Goals Made	8	Ryan Anderson		Twice
3-Point Field Goals Attempted	14	Ryan Anderson	vs. CLE	12-Dec
Free Throws Made	14	Anthony Davis	at BOS	12-Jan
Free Throws Attempted	16	Anthony Davis	vs. OKC	2-Dec
Offensive Rebounds	9	Anthony Davis	vs. ORL	28-Oct
Defensive Rebounds	14	Omer Asik		Twice
Total Rebounds	18	Asik/Davis		Twice
Assists	16	Tyreke Evans	at OKC	6-Mar
Steals	6	Anthony Davis	vs. OKC	2-Dec
Turnovers	7	Tyreke Evans		3 Times
Blocked Shots	9	Anthony Davis		Twice

*Denotes Number of Overtime Periods

Opponents - Individual Highs

Total Points	48	Russell Westbrook	at OKC	6-Feb
Minutes	48*	D. Green/T. Lawson		Twice
Field Goals Made	18	Russell Westbrook	vs. OKC	4-Feb
Field Goals Attempted	31	Russell Westbrook	vs. OKC	4-Feb
3-Point Field Goals Made	6*	K. Love/S. Curry		Twice
3-Point Field Goals Attempted	11	Kobe Bryant	vs. LAC	12-Nov
Free Throws Made	15	Russell Westbrook	at OKC	6-Feb
Free Throws Attempted	17	LeBron James	at CLE	10-Nov
Offensive Rebounds	8	D. Jordan/D. Cousins		Twice
Defensive Rebounds	20	DeMarcus Cousins	at SAC	3-Apr
Total Rebounds	23	Nikola Vucevic	vs. ORL	28-Oct
Assists	16	Chris Paul	at LAC	6-Dec
Steals	6	Tony Allen	vs. DET	11-Dec
Turnovers	7	Russell Westbrook	vs. OKC	2-Dec
Blocked Shots	9	Andrew Bogut	vs. GSW	7-Apr

*Denotes Number of Overtime Periods

New Orleans - Top Team Performances

Points			
139	vs. Minnesota	11-Nov-14	
122	vs. Golden State	14-Dec-14	
119	vs. Cleveland	12-Dec-14	
119	vs. Utah	16-Dec-14	
Rebounds			
62	vs. Orlando	28-Oct-14	
58	vs. Denver	3-Mar-14	
56	vs. Phoenix	10-Apr-15	
55	at Philadelphia	16-Jan-15	
FG Percentage			
.667	vs. Minnesota	(56-84)	11-Nov-14
.595	vs. Utah	(47-79)	16-Dec-14
.587	at Milwaukee	(44-75)	9-Mar-15
.573	vs. Minnesota	(43-75)	29-Mar-15

Assists

33	at Oklahoma City	21-Dec-14	
32	vs. Denver	15-Mar-15	
31	vs. Minnesota	11-Nov-14	
31	at Brooklyn	10-Mar-15	

Steals

14	vs. Golden State	14-Dec-14	
13	vs. Minnesota	11-Nov-14	
13	vs. Oklahoma City	2-Dec-14	
12	vs. Minnesota	29-Mar-15	

FT Percentage

1.000	vs. Charlotte	(19-19)	4-Nov-14
.944	vs. Utah	(17-18)	16-Dec-14
.933	vs. Boston	(14-15)	6-Mar-15
.893	vs. Portland	(25-28)	20-Dec-14

New Orleans - Top Individual Performances

Points			
43	Anthony Davis	at Utah	22-Nov-15
43	Anthony Davis	at Milwaukee	9-Mar-15
41	Anthony Davis	at Oklahoma City	6-Feb-15
39	Anthony Davis	vs. Detroit	4-Mar-15
Rebounds			
18	Omer Asik	vs. Phoenix	10-Apr-15
18	Anthony Davis	vs. Phoenix	30-Dec-15
19	Anthony Davis	vs. ORL	26-Jan-14
17			4 Times
Assists			
16	Tyreke Evans	at Oklahoma City	6-Feb-15
15	Jrue Holiday	at Oklahoma City	21-Dec-14
12			5 Times

*Denotes Number of Overtime Periods

Opponents - Top Team Performances

Points			
128	vs. Golden State	14-Dec-14	
121	at Houston	12-Apr-15	
120	at L.A. Clippers	6-Dec-14	
118	at Cleveland	10-Nov-15	
Rebounds			
57	at Phoenix	19-Mar-15	
56	vs. Orlando	28-Oct-14	
56	at Golden State	4-Dec-14	
52	at Sacramento	18-Nov-14	
FG Percentage			
.570	vs. San Antonio	(45-79)	15-Apr-15
.551	at L.A. Clippers	(43-78)	6-Dec-14
.534	at Houston	(39-73)	12-Apr-15
.533	vs. Indiana	(40-75)	11-Feb-15

Assists

34	at L.A. Clippers	6-Dec-14	
33	vs. San Antonio	15-Apr-15	
31	at Golden State	4-Dec-14	
30	vs. Denver	28-Jan-15	

Steals

15	vs. Memphis	7-Mar-15	
13	vs. Houston	2-Jan-15	
12	vs. Toronto	23-Feb-15	
12	at Philadelphia	16-Jan-15	

FT Percentage

.944	vs. Indiana	(17-18)	11-Feb-15
.917	vs. Minnesota	(22-24)	29-Mar-15
.913	at Portland	(21-23)	4-Apr-15
.909	at Dallas	(20-22)	2-Mar-15

Opponents - Top Individual Performances

Points			
48	Russell Westbrook	at Oklahoma City	6-Feb-15
45	Russell Westbrook	vs. Oklahoma City	4-Feb-15
41	LeBron James	vs. Cleveland	12-Dec-14
39	DeMarcus Cousins	vs. Sacramento	27-Mar-15
Rebounds			
23	Nikola Vucevic	vs. Orlando	28-Oct-14
20	DeMarcus Cousins	at Sacramento	3-Apr-15
20	DeMarcus Cousins	vs. Sacramento	27-Mar-15
18	Andre Drummond	vs. Detroit	4-Mar-15
Assists			
16	Chris Paul	at L.A. Clippers	6-Dec-14
13	DeMarcus Cousins	at Sacramento	3-Apr-15
13	Ty Lawson	vs. Denver	28-Jan-15
12	John Wall	vs. Washington	5-Jan-15

Division Records				
	Record	Home	Road	OT
OVERALL	45-37	28-13	17-24	0-3
Atlantic	6-4	4-1	2-3	
Central	5-5	3-2	2-3	
Southeast	5-5	4-1	1-4	
EASTERN	16-14	11-4	5-10	
Southwest	8-8	6-2	2-6	0-1
Northwest	10-8	4-5	6-3	0-1
Pacific	11-7	7-2	4-5	0-1
WESTERN	29-23	17-9	12-14	0-3

Team Winning & Losing Streaks			
	Overall	Home	Road
Longest Winning	5	5	2
Longest Losing	4	4	5

Team Record When...	
Equal or outrebound opponent	32-17
Bench equals or outscored opponent bench	24-15
Lead at halftime	32-11
Tied at halftime	2-4
Trail at halftime	11-22
Lead or tied after third	39-8
Trail after third	6-29
Shoot equal or better than opponent	38-8
Outshot by opponent	7-29
Grab 50 or more rebounds	8-4
Grab 40 or more rebounds	31-24
Grab less than 40 rebounds	11-9
Shoot equal or more free throws than opponent	28-21
Shoot fewer free throws than opponent	17-16
Commit more turnovers than opponent	25-26
Commit equal or fewer turnovers	20-11

Offense	Overall Games	Record	Home Games	Record	Road Games	Record
+100	44	34-10	23	20-3	21	14-7
<100 points:	38	11-27	17	7-10	21	4-17
Defense						
+100	37	14-23	20	11-9	17	3-14
<100 points:	45	31-14	20	16-4	25	15-10

Scoring By Quarter							
	1st	2nd	1st Half	3rd	4th	2nd Half	OT Total
New Orleans	1988	2031	4019	2065	2033	4098	30 8147
Average	24.2	24.8	49.0	25.2	24.8	50.0	7.5 99.4
Opponents	1963	1978	3941	2058	2052	4110	45 8096
Average	23.9	24.1	48.1	25.1	25.0	50.1	11.3 98.7

Starters/Bench Scoring			
	Points	Average	Percentage
Starters	5,538	67.5	67.9
Bench	2,617	31.9	32.1

Starters/Bench Scoring Highs & Lows					
	High		Low		
Starters	91	vs. Denver	15-Mar-15	28	vs. Portland
Bench	60	vs. Portland	20-Dec-14	10	vs. Milwaukee
					17-Mar-15

Win/Loss Margins															
Margins	1	2	3	4	5	6	7	8	9	10	11	12	13	14	15
Won:	2	3	5	1	3	4	3	3	2	0	4	2	0	2	2
Lost:	0	3	1	2	2	2	7	2	4	1	2	2	1	0	1
Margins	16	17	18	19	20	21	22	23	24	25	26	27	28	29	30
Won:	1	2	0	0	1	1	1	0	0	1	0	0	1	0	0
Lost:	1	0	0	0	2	0	0	0	0	0	1	1	0	0	0
Margins	31	32	33	34	35	36	37	38	39	40	41	42	43	44	45+
Won:	0	0	0	0	0	0	0	0	0	0	0	0	0	0	1
Lost:	0	0	0	0	0	0	0	0	0	0	0	0	0	0	1

Monthly Record		Home Attendance	
	Won	Lost	
Oct.	1	0	Games 41
Nov.	6	8	Total 683,757
Dec.	9	8	Average 16,677
Jan.	9	6	High 18,524
Feb.	6	5	Sellouts 24
Mar.	8	7	
Apr.	6	3	

Scoring			
	-100	100+	
New Orleans	11-27	21-6	12-3
Opponents	30-15	13-11	3-8
			0-3

Shooting			
	-40%	40-49%	50-59%
New Orleans	2-12	23-24	19-1
Opponents	7-1	36-20	3-16
			0-0

Back-to-Back Games			
1st	2nd	Win 2	Lost 2
10-10	10-10	2	2

PLAYER	MINUTES	FIELD GOALS	FREE THROWS	OFFENSIVE	- REBOUNDS - DEFENSIVE	TOTAL	ASSISTS	STEALS	TURNOVERS	BLOCKED SHOTS	POINTS
ALEXIS AJINCA	34C JAN. 18 at Tor.	10C JAN. 18 at Tor.	8C FEB. 11 vs. Ind.	6T JAN. 19 at N.Y.	10C JAN. 16 at Phil.	12C JAN. 16 at Phil.	4C (2) MAR. 19 at Phoe	3C MAR. 10 at Brk.	5C FEB. 23 vs Tor.	5C JAN. 23 at Minn.	24C FEB. 27 vs Miami
RYAN ANDERSON	45 DEC. 14 vs G.S.	11 NOV. 10 at Clev.	7 (4) FEB. 6 at OKC.	7 OCT. 28 vs Orl.	8 DEC. 7 at LA-L	11 (2) DEC. 31 at S.A.	3 (5) JAN. 5 vs Wash.	3 (2) JAN. 26 vs Phil.	4 DEC. 10 at Dall.	2 (3) APR. 10 vs Phoe.	32 NOV. 10 at Clev.
OMER ASIK	36 MAR. 27 vs Sac.	7 (3) MAR. 29 vs Minn.	6 FEB. 23 at Tor.	8 MAR. 15 vs Den.	14 (2) MAR. 1 at Den.	18 APR. 10 vs Phoe.	3 (4) MAR. 17 vs Milw.	2 (2) MAR. 7 vs Mem.	4 MAR. 25 vs Hou.	5T(2) FEB. 9 vs Utah	16 (2) MAR. 17 vs Milw.
LUKE BABBITT	34 FEB. 11 vs Ind.	7 FEB. 23 vs Tor.	2 (4) FEB. 21 at Miami	4C FEB. 9 vs Utah	8T FEB. 23 vs Tor.	8 (2) FEB. 23 vs Tor.	2 (6) MAR. 6 vs Bos.	2T(2) DEC. 27 at Chi.	2 (4) MAR. 20 at G.S.	2 (2) MAR. 1 at S.A.	18 FEB. 23 vs Tor.
NORRIS COLE	40 DEC. 14 Mia.-N.O.	9C OCT. 29 vs Wash.	4 (2) MAR. 9 at Milw.	2 DEC. 10 at Den.	6 (2) FEB. 21 at Miami	8 DEC. 10 at Den.	8 (4) FEB. 9 vs N.Y.	4T NOV. 14 at Atl.	6 MAR. 22 at LA-C	2T APR. 10 vs Phoe.	23C OCT. 29 vs Wash.
NORRIS COLE	37 MAR. 20 at G.S.	8 (2) APR. 1 at LA-L	4 MAR. 9 at Milw.	1 APR. 1 at LA-L	6 FEB. 21 at Miami	6 FEB. 21 at Miami	7 APR. 7 vs G.S.	3 (2) APR. 15 vs S.A.	6 MAR. 22 at LA-C	2T APR. 10 vs Phoe.	19 MAR. 2 at Dall.
DANTE CUNNINGHAM	41 MAR. 15 vs Den.	7 (2) MAR. 1 at Den.	4 FEB. 27 vs Miami	5 APR. 8 at Mem.	10T JAN. 30 vs LA-C	12 JAN. 30 vs LA-C	3 (2) MAR. 9 at Milw.	3 (2) JAN. 18 at Tor.	3 MAR. 1 at Den.	5C FEB. 9 vs Utah	15 DEC. 18 at Hou.
ANTHONY DAVIS	50C MAR. 15 vs Den.	17C(2) MAR. 9 at Milw.	14C JAN. 12 at Bos.	9T OCT. 28 vs Orl.	13 (2) DEC. 30 vs Phoe.	18 DEC. 30 vs Phoe.	7C MAR. 15 vs Den.	6T DEC. 2 vs OKC.	6C APR. 15 vs S.A.	9T(2) MAR. 15 vs Den.	43C(2) MAR. 9 at Milw.
TONEY DOUGLAS	25 (2) FEB. 11 vs Ind.	5 FEB. 11 vs Ind.	3 (2) FEB. 11 vs Ind.	1 (2) APR. 1 at LA-L	6 APR. 1 at LA-L	7 APR. 1 at LA-L	7 FEB. 11 vs Ind.	3 MAR. 29 vs Minn.	2 (3) APR. 4 at Port.	2C FEB. 9 vs Utah	14 FEB. 11 vs Ind.
TYREKE EVANS	43 MAR. 15 vs Den.	14T DEC. 2 vs OKC.	8 MAR. 1 at Den.	3 (7) APR. 3 at Sac.	11C DEC. 23 at Ind.	12 APR. 3 at Sac.	16C FEB. 6 at OKC.	4 (3) APR. 7 vs G.S.	7 (3) MAR. 6 vs Bos.	3T JAN. 5 vs Wash.	34 DEC. 14 vs G.S.
JIMMER FREDETTE	24 DEC. 31 at S.A.	5 (2) JAN. 16 at Phil.	5 (3) MAR. 20 at G.S.	1 (8) MAR. 10 at Brk.	3 (2) MAR. 20 at G.S.	3 (3) MAR. 20 at G.S.	5 (2) FEB. 11 vs Ind.	1 (15) MAR. 22 at LA-C	4T MAR. 20 at G.S.	2C FEB. 2 vs Atl.	14 DEC. 31 at S.A.
ERIC GORDON	42 (3) MAR. 25 vs Hou.	10 JAN. 30 vs LA-C	6 (3) MAR. 25 vs Hou.	2 (5) MAR. 15 vs Den.	8C FEB. 23 vs Tor.	8T(2) FEB. 23 vs Tor.	10 JAN. 21 vs LA-L	2 (9) MAR. 17 vs Milw.	6 FEB. 9 vs Utah	2 (3) MAR. 4 vs Det.	31 FEB. 9 vs Utah
JRUE HOLIDAY	45 DEC. 14 vs G.S.	12 (2) DEC. 14 vs G.S.	6 JAN. 9 vs Mem.	4T NOV. 17 at Port.	6 (2) JAN. 2 vs Hou.	7 (3) JAN. 2 vs Hou.	15T DEC. 21 at OKC.	5 DEC. 14 vs G.S.	5 (2) JAN. 12 at Bos.	2T(6) JAN. 7 at Cha.	30 (2) DEC. 14 vs G.S.
QUINCY PONDEXTER	40C FEB. 25 Mem.-N.O.	9C FEB. 25 vs Brk.	6 FEB. 20 at Orl.	5C FEB. 4 vs OKC.	7C MAR. 19 at Phoe.	7 (4) APR. 12 at Hou.	7C MAR. 7 vs Mem.	2 (4) MAR. 27 vs Sac.	4C APR. 7 vs G.S.	2C(2) MAR. 29 vs Minn.	25C FEB. 25 vs Brk.
QUINCY PONDEXTER	40C FEB. 25 vs Brk.	9C FEB. 25 vs Brk.	6 FEB. 20 at Orl.	5C FEB. 4 vs OKC.	7C MAR. 19 at Phoe.	7 (4) APR. 12 at Hou.	7C MAR. 7 vs Mem.	2 (4) MAR. 27 vs Sac.	4C APR. 7 vs G.S.	2T MAR. 29 vs Minn.	25C FEB. 25 vs Brk.
JEFF WITHEY	29 MAR. 20 at G.S.	5 (2) MAR. 20 at G.S.	5T NOV. 21 at Den.	5C MAR. 20 at G.S.	5 MAR. 22 at LA-C	8T MAR. 20 at G.S.	3T MAR. 20 at G.S.	1 (4) APR. 8 at Mem.	2T MAR. 20 at G.S.	3 NOV. 25 vs Sac.	14 MAR. 20 at G.S.

PLAYER	MINUTES	FIELD GOALS	FREE THROWS	- REBOUNDS -			ASSISTS	STEALS	TURNOVERS	BLOCKED	
				OFFENSIVE	DEFENSIVE	TOTAL				SHOTS	POINTS
PELICANS High Games	290 MAR. 15 vs Den.	56 NOV. 14 vs Minn.	32 JAN. 12 at Bos.	26 OCT. 28 vs Orl.	43 MAR. 15 vs Den.	62 OCT. 28 vs Orl.	33 DEC. 21 at OKC.	14 DEC. 14 vs G.S.	21 MAR. 20 at G.S.	17 (2) FEB. 9 vs Utah	139 NOV. 14 vs Minn.
PELICANS Low Games	240 (79) APR. 15 vs S.A.	28 APR. 8 at Mem.	4 FEB. 7 vs Chi.	3 NOV. 14 vs Minn.	23 DEC. 16 vs Utah	30 NOV. 8 at S.A.	12 NOV. 29 at Wash.	1 JAN. 19 at N.Y.	6 NOV. 18 at Sac.	1 (3) JAN. 19 at N.Y.	72 (2) MAR. 19 at Phoe.
OPPONENTS High Games	290 MAR. 15 vs Den.	48 DEC. 20 vs Port.	34 APR. 12 at Hou.	21 FEB. 9 vs Utah	43 (2) MAR. 19 at Phoe.	57 MAR. 19 at Phoe.	34 DEC. 6 at LA-C	15 MAR. 7 vs Mem.	24 NOV. 14 vs Minn.	12 (3) APR. 7 vs G.S.	128 DEC. 14 vs G.S.
OPPONENTS Low Games	240 (79) APR. 15 vs S.A.	28 (2) JAN. 26 vs Phil.	3 FEB. 20 at Orl.	1 DEC. 26 vs S.A.	17 MAR. 9 at Milw.	25 MAR. 9 at Milw.	11 (2) MAR. 19 at Phoe.	1 APR. 13 at Minn.	4 JAN. 19 at N.Y.	1 (3) MAR. 6 vs Bos.	74 (2) MAR. 19 at Phoe.

"C" indicates a new career-high, "T" a tied career-high.
Numbers in parentheses indicate the number of games in which a player or team has reached a given total (if more than one).

Leadership	Leadership (ties)*			Points			Reb 10+	Ast 10+	Double-Doubles		
	Pts	Reb	Ast	10+	20+	30+			Pt/Ast	Pt/Reb	20/10
Alexis Ajinca	3 (2)	4 (2)		20	2		6			5	5
Ryan Anderson	2 (1)	2 (1)		42	12	2	3			3	2
Omer Asik		39 (11)		20			36			13	13
Luke Babbitt	2	1 (1)		7							
Norris Cole	2		3 (3)	18							
Dante Cunningham		3 (1)		10			3			1	1
Anthony Davis	46 (1)	40 (8)	4 (3)	63	53	17	43			39	42
Toney Douglas				1							
Tyreke Evans	18 (1)	6 (3)	44 (9)	67	24	3	7	14	13	6	6
Jimmer Fredette				5							
Eric Gordon	7 (1)		13 (5)	43	14	1		1	1		
Jrue Holiday	3 (1)		28 (2)	31	8	2	4		5		1
Quincy Pondexter	2 (1)		2 (2)	19	2						
Jeff Withey		1 (1)		3							

* leaderships include ties

Games Missed Due to Illness or Injury		
Player	G	Reason
Ryan Anderson	1	Bilateral Ankle Inflammation
	1	Right Elbow Soreness
	2	Right Elbow Sprain
	18	Right MCL Sprain
Omer Asik	4	Lower Back Pain
Luke Babbitt	3	Right Calf Strain
	3	Left Finger Sprain
Anthony Davis	1	Chest Contusion
	3	Left Toe Sprain
	7	Right Shoulder Sprain
	1	Left Adductor Strain
	2	Left Ankle Sprain
Eric Gordon	21	Left Shoulder Subluxation
Jrue Holiday	37	Stress Reaction - Lower Right Leg
	4	Right Ankle Inflammation
TOTALS	108	

TEAM HISTORY



Franchise Year-by-Year

Season	Coach	Regular Season			Conference Finish	NBA Playoffs	
		W	L	Pct.		W	L
2002-03	Paul Silas	47	35	.573	5th/Eastern	2	4
2003-04	Tim Floyd	41	41	.500	5th/Eastern	3	4
2004-05	Byron Scott	18	64	.220	15th/Western	—	—
2005-06	Byron Scott	38	44	.463	10th/Western	—	—
2006-07	Byron Scott	39	43	.476	10th/Western	—	—
2007-08	Byron Scott	56	26	.683	2nd/Western	7	5
2008-09	Byron Scott	49	33	.598	7th/Western	1	4
2009-10	Byron Scott, 34-39	37	45	.451	11th/Western	—	—
2010-11	Monty Williams	46	36	.561	7th/Western	2	4
2011-12	Monty Williams	21	45	.318	15th/Western	—	—
2012-13	Monty Williams	27	55	.329	14th/Western	—	—
2013-14	Monty Williams	34	48	.415	12th/Western	—	—
2014-15	Monty Williams	45	37	.549	8th/Western	0	4
Totals		498	552	.474		15	25

Franchise All-Time Head Coaches

Name	Tenure	Games	Won	Lost	Pct.
Paul Silas	2002-03	82	47	35	.573
Tim Floyd	2003-04	82	41	41	.500
Byron Scott	2004-05 through 2009-10	419	203	216	.484
Jeff Bower	2009-10	73	34	39	.466
Monty Williams	2010-11 through 2014-15	394	173	221	.439

Franchise All-Time Basketball Executives

Name	Title	Year
Bob Bass	Executive Vice President of Basketball Operations	2002-03
Bob Bass	Executive VP of Basketball Operations/General Manager	2003-04
Allan Bristow	General Manager	2004-05
Jeff Bower	General Manager	2005-06
Jeff Bower	General Manager	2006-07
Jeff Bower	General Manager	2007-08
Jeff Bower	General Manager	2008-09
Jeff Bower	General Manager	2009-10
Dell Demps	Sr. VP of Basketball Operations and General Manager	2010-11
Dell Demps	Sr. VP of Basketball Operations and General Manager	2011-12
Dell Demps	Sr. VP of Basketball Operations and General Manager	2012-13
Dell Demps	Sr. VP of Basketball Operations and General Manager	2013-14
Dell Demps	Sr. VP of Basketball Operations and General Manager	2014-15

Franchise All-Time Assistant Coaches

Name	Tenure
Randy Ayers	2010-15
James Borrego	2010-12
Jeff Bower	2003-04
Jim Clemons	2004-06
Bob Donewald Jr.	2002-03
Darren Erman	2015-Present
Tim Floyd	2009-10
Bryan Gates	2010-15
Kenny Gattison	2003-09
Alvin Gentry	2003-04
Dave Hanners	2011-15
Kevin Hanson	2013-Present
Brian Hill	2002-03
Michael Malone	2010-11
David Miller	2005-07
Robert Pack	2009-10, 2015-Present
Charlie Parker	2006-10
Paul Pressey	2007-10
Stephen Silas	2002-03
Jen van Breda Kolff	2003-04
Fred Vinson	2010-Present
Derrell Walker	2004-08
Phil Weber	2015-Present
Rob Werdann	2009-10

2013-14 ROSTER & STATS

RECORD: 34-48

WEST: 15-37

EAST: 19-11

DIVISION: 4-12

HOME: 22-19

ROAD: 12-29

OVERTIME: 5-0

Head Coach: Monty Williams, Notre Dame

Lead Assistant Coach: Randy Ayers, Miami (Ohio)

Assistant Coaches: Dave Hanners, North Carolina; Bryan Gates, Boise State; Fred Vinson, Georgia Tech

Trainer: Jon Ishop, Texas

2013-14 Final Statistics

Player	G	GS	MIN	FG	FGA	PCT	3FG	3FGA	PCT	FT	FTA	PCT	OFF	DEF	TOT	AST	PF	DQ	STL	TO	BLK	PTS	AVG
Anthony Davis	67	66	2358	522	1005	.519	2	9	.222	348	440	.791	207	466	673	105	200	1	89	109	189	1394	20.8
Ryan Anderson	22	14	795	155	354	.438	67	164	.409	59	62	.952	66	76	142	17	47	0	10	20	7	436	19.8
Eric Gordon	64	64	2058	356	817	.436	101	258	.391	175	223	.785	30	135	165	208	114	2	74	134	12	988	15.4
Tyreke Evans	72	22	2028	391	897	.436	21	95	.221	239	310	.771	76	265	341	363	155	0	84	175	21	1042	14.5
Jrue Holiday	34	34	1144	203	454	.447	30	77	.390	51	63	.810	28	114	142	268	92	0	56	105	12	487	14.3
Jason Smith	31	27	831	131	282	.465	0	0	---	39	50	.780	51	130	181	29	100	3	11	28	29	301	9.7
Brian Roberts	72	42	1667	244	581	.420	64	178	.360	125	133	.940	17	119	136	234	132	2	43	95	7	677	9.4
Anthony Morrow	76	9	1426	238	520	.458	88	195	.454	72	87	.828	29	111	140	59	102	0	38	51	12	636	8.4
Austin Rivers	69	4	1339	192	474	.405	36	99	.364	110	173	.636	26	103	129	160	134	0	45	77	9	530	7.7
Al-Farouq Aminu	80	65	2046	234	494	.474	13	48	.271	91	137	.664	129	367	496	114	147	1	82	88	38	572	7.2
Luke Babbitt	27	2	474	60	154	.390	36	95	.379	14	18	.778	18	70	88	29	52	0	7	15	11	170	6.3
Alexis Ajinxa	56	30	951	136	249	.546	0	1	.000	56	67	.836	94	183	277	40	187	3	23	63	46	328	5.9
James Southerland	3	0	28	5	12	.417	3	5	.600	1	2	.500	0	8	8	0	3	0	1	1	2	14	4.7
Darius Miller	45	7	723	73	166	.440	25	77	.325	29	36	.806	9	43	52	43	88	0	24	22	9	200	4.4
Jeff Withey	58	4	685	69	129	.535	0	1	.000	52	73	.712	49	101	150	26	73	0	15	20	50	190	3.3
Melvin Ely	2	0	28	3	6	.500	0	0	---	0	0	.000	0	1	1	0	5	0	0	0	1	6	3.0
Greg Stiemsma	55	20	1007	70	122	.574	0	1	.000	19	32	.594	72	154	226	36	169	3	35	44	57	159	2.9
Lou Amundson	18	0	184	16	32	.500	0	0	---	6	24	.250	28	27	55	6	49	2	9	14	11	38	2.1
Lance Thomas	5	0	43	2	9	.222	0	0	---	2	4	.500	2	5	7	3	4	0	0	2	0	6	1.2
Arinze Onuaku	3	0	26	1	4	.250	0	0	---	1	2	.500	2	5	7	3	3	0	0	1	0	3	1.0
Josh Childress	4	0	24	0	0	.000	0	0	---	0	0	---	0	3	3	2	1	0	1	1	0	0	0.0
PELICANS	82	--	19855	3101	6761	.459	486	1303	.373	1489	1936	.769	933	2486	4040	1745	1876	17	647	1129	523	8177	99.7
OPPONENTS	82	--	19855	3055	6567	.465	652	1827	.357	1637	2176	.752	881	2538	4118	1845	1664	7	577	1185	504	8399	102.4

Game-by-Game

Date	H/A	W/L	Opp	NOI/Opp	Record
10/30	H	L	IND	90-95	0-1
11/1	A	L	ORL	91-110	0-2
11/2	H	W	CHA	105-84	1-2
11/5	H	L	PHX	98-104	1-3
11/6	A	W	MEM	99-84	2-3
11/8	H	W	LAL	96-85	3-3
11/10	A	L	PHX	94-101	3-4
11/12	A	L	LAL	95-116	3-5
11/13	A	L	UTA	105-111	3-6
11/16	H	W	PHI	135-98	4-6
11/20	H	W	UTA	105-98	5-6
11/22	H	W	CLE	104-100	6-6
11/25	A	L	SAS	93-112	6-7
11/26	H	L	GSW	101-102	6-8
11/29	A	W	PHI	121-105	7-8
12/1	A	W	NYK	103-99	8-8
12/2	A	W	CHI	131-128**	9-8
12/4	H	L	DAL	97-100	9-9
12/6	H	L	OKC	95-109	9-10
12/11	H	W	DET	111-106*	10-10
12/13	H	W	MEM	104-98	11-10
12/15	A	L	DEN	93-102	11-11
12/17	A	L	GSW	93-104	11-12
12/18	A	L	LAC	95-108	11-13
12/21	A	L	POR	107-110	11-14
12/23	A	W	SAC	113-100	12-14
12/27	H	W	DEN	105-89	13-14
12/28	A	L	HOU	98-107	13-15
12/30	H	W	POR	110-108	14-15
1/1	A	L	MIN	112-124	14-16
1/3	A	W	BOS	95-92	15-16
1/4	A	L	IND	82-99	15-17
1/7	A	L	MIA	88-107	15-18
1/8	H	L	WAS	96-102	15-19

Date	H/A	W/L	Opp	NOI/Opp	Record
1/10	H	L	DAL	90-107	15-20
1/11	A	L	DAL	107-110	15-21
1/13	H	L	SAS	95-101	15-22
1/15	H	L	HOU	100-103	15-23
1/18	H	L	GSW	87-97	15-24
1/20	A	W	MEM	95-92	16-24
1/21	H	L	SAC	97-114	16-25
1/24	A	W	DET	103-102	17-25
1/26	H	W	ORL	100-92	18-25
1/28	A	W	CLE	100-89	19-25
1/29	A	L	MIN	77-88	19-26
2/1	H	W	CHI	88-79	20-26
2/3	H	L	SAS	95-102	20-27
2/5	H	W	ATL	105-100	21-27
2/7	H	W	MIN	98-91	22-27
2/9	A	L	BKN	81-93	22-28
2/10	A	L	TOR	101-107	22-29
2/12	A	W	MIL	102-98	23-29
2/19	H	L	NYK	91-98	23-30
2/21	A	L	CHA	87-90	23-31
2/22	A	L	WAS	93-94	23-32
2/24	H	L	LAC	110-123	23-33
2/26	A	L	DAL	89-108	23-34
2/28	A	L	PHX	104-116	23-35
3/1	A	L	LAC	76-108	23-36
3/3	A	L	SAC	89-96	23-37
3/4	A	W	LAL	132-125	24-37
3/7	H	W	MIL	112-104	25-37
3/9	H	W	DEN	111-107*	26-37
3/12	H	L	MEM	88-90	26-38
3/14	H	L	POR	103-111	26-39
3/16	H	W	BOS	121-120*	27-39
3/19	H	L	TOR	100-107	27-40
3/21	A	W	ATL	111-105	28-40

* - overtime

2012-13 ROSTER & STATS

RECORD: 27-55

WEST: 15-37

EAST: 12-18

DIVISION: 3-11

HOME: 16-25

ROAD: 11-30

OVERTIME: 1-3

Head Coach: Monty Williams, Notre Dame

Lead Assistant Coach: Randy Ayers, Miami (Ohio)

Assistant Coaches: Dave Hanners, North Carolina; Bryan Gates, Boise State; Fred Vinson, Georgia Tech

Trainer: Jon Ishop, Texas

2012-13 Final Statistics

Player	G	GS	MIN	FG	FGA	PCT	3FG	3FGA	PCT	FT	FTA	PCT	OFF	DEF	TOT	AST	PF	DQ	STL	TO	BLK	PTS	AVG
Eric Gordon	42	40	1264	235	584	.402	56	173	.324	187	222	.842	10	67	77	137	75	1	45	117	8	713	17.0
Ryan Anderson	81	22	2503	472	1115	.423	213	557	.382	152	180	.844	191	328	519	97	179	2	42	97	31	1309	16.2
Greivis Vasquez	78	78	2685	438	1012	.433	83	243	.342	124	154	.805	43	294	337	704	190	0	66	247	6	1083	13.9
Anthony Davis	64	60	1846	349	676	.516	0	6	.000	169	225	.751	165	357	522	63	158	0	75	89	112	867	13.5
Robin Lopez	82	82	2136	384	719	.534	0	0	0	161	207	.778	226	236	462	64	167	1	32	110	128	929	11.3
Jason Smith	51	0	876	167	341	.490	0	4	.000	86	102	.843	64	122	186	34	123	0	15	55	45	420	8.2
Al-Farouq Aminu	76	71	2066	225	474	.475	4	19	.211	101	137	.737	139	446	585	103	153	0	92	116	51	555	7.3
Brian Roberts	78	5	1324	213	511	.417	59	153	.386	70	77	.909	17	80	97	219	108	0	37	71	3	555	7.1
Austin Rivers	61	26	1418	145	390	.372	28	86	.326	59	108	.546	16	93	109	127	122	0	26	74	9	377	6.2
Roger Mason	69	13	1219	132	305	.433	66	159	.415	39	43	.907	11	121	132	74	104	0	26	51	11	369	5.3
Hakim Warrick	1	0	7	1	2	.500	0	0	---	2	2	1.000	0	0	0	0	0	0	1	0	0	4	4.0
Xavier Henry	50	2	625	66	161	.410	4	11	.364	58	92	.630	21	69	90	13	72	0	16	31	5	194	3.9
Donald Sloan (NO)	3	0	6	0	0	---	0	0	---	0	0	---	0	0	0	0	0	0	1	0	0	0	0.0
Lance Thomas	59	9	646	53	106	.500	0	0	---	43	59	.729	44	71	115	17	78	0	11	14	7	149	2.5
Darius Miller	52	2	694	44	108	.407	22	56	.393	8	8	1.000	8	70	78	44	89	0	17	23	12	118	2.3
Dom McGuire	9	0	145	9	21	.429	0	0	---	1	2	.500	7	21	28	9	13	0	8	5	3	19	2.1
Henry Sims	2	0	5	2	3	.667	0	0	---	0	0	---	2	0	2	0	1	0	0	1	0	4	2.0
Luol Harris (NO)	18	0	209	18	42	.429	0	0	---	8	16	.500	24	34	58	8	27	0	9	8	6	44	2.4
Terral Harris (NO)	13	0	108	2	19	.105	0	7	.000	1	2	.500	0	17	17	7	14	0	2	13	3	5	0.4
NEW ORLEANS	82	--	19780	2950	6589	.448	535	1474	.363	1269	1366	.776	985	2426	3414	1721	1673	4	520	1193	440	7714	94.1
OPPONENTS	82	--	19780	3030	6435	.471	632	1688	.374	1339	1764	.759	838	2391	3226	1951	1534	6	648	1086	492	8031	97.9

2011-12 STATISTICS

RECORD: 21-45 **HOME: 11-22**
WEST: 14-34 **ROAD: 10-23**
EAST: 7-11 **OVERTIME: 1-3**
DIVISION: 3-11

Head Coach: Monty Williams, Notre Dame
Lead Assistant Coach: Randy Ayers, Miami (Ohio)
Assistant Coaches: James Borrego, San Diego; Dave Hanners, North Carolina; Bryan Gates, Boise State;
Fred Vinson, Georgia Tech
Trainer: Jon Ishop, Texas

2011-12 Final Statistics

Player	G	GS	MIN	FG	FGA	PCT	3FG	3FGA	PCT	FT	FTA	PCT	OFF	DEF	TOT	AST	PF	DQ	STL	TO	BLK	PTS	AVG
Eric Gordon	9	9	310	63	140	.450	10	40	.250	49	65	.754	2	23	25	31	20	0	13	24	4	185	20.6
Jerrett Jack	45	39	1530	266	583	.456	39	112	.348	129	148	.872	23	153	176	285	93	0	31	106	9	700	15.6
Chris Kaman	47	33	1372	266	597	.446	0	0	—	84	107	.785	69	275	364	101	106	0	25	129	77	616	13.1
Carl Landry	41	8	999	182	362	.503	0	3	.000	147	184	.799	78	136	214	38	89	0	13	64	12	511	12.5
Marco Belinelli	66	55	1966	286	686	.417	107	284	.377	101	129	.783	19	153	172	101	115	1	48	69	5	780	11.8
Trevor Ariza	41	41	1350	168	403	.417	29	67	.333	79	102	.775	41	174	215	135	73	0	69	76	25	444	10.8
Jason Smith	40	29	947	181	348	.520	1	9	.111	33	47	.702	72	124	196	34	102	0	21	40	41	396	9.9
Emeka Okafor	27	27	781	114	214	.533	0	0	—	38	74	.514	70	143	213	24	73	0	16	37	26	266	9.9
Greivis Vasquez	66	26	1706	225	523	.430	43	135	.319	96	117	.821	23	150	173	359	126	1	60	148	8	589	8.9
Jerome Dyson	9	1	180	19	48	.396	1	8	.125	28	36	.778	2	17	19	18	19	0	11	20	2	67	7.4
Al-Farouq Aminu	66	21	1477	150	365	.411	13	47	.277	86	114	.754	95	213	308	66	136	1	59	91	34	399	6.0
Gustavo Ayon	54	24	1088	140	261	.536	0	1	.000	39	63	.619	86	179	265	74	118	2	53	46	46	319	5.9
Xavier Henry (NO)	45	0	759	90	228	.395	7	17	.412	52	85	.612	24	82	106	35	59	0	26	35	8	239	5.3
Darryl Watkins	5	0	98	7	14	.500	0	0	—	9	18	.500	8	19	27	3	14	0	5	8	4	23	4.6
Dajuan Summers	15	6	209	28	65	.431	5	16	.313	7	9	.778	8	15	23	10	31	1	7	8	0	68	4.5
Donald Sloan	3	0	41	5	14	.357	0	2	.000	2	4	.500	2	1	3	8	2	0	2	5	0	12	4.0
Lance Thomas	42	10	630	57	126	.452	0	1	.000	52	62	.839	49	77	126	12	78	0	10	24	7	166	4.0
Solomon Jones (NO)	11	1	196	23	53	.434	0	0	—	15	18	.833	21	20	41	7	31	1	5	13	6	61	5.5
Cardell Johnson	15	0	119	11	35	.314	4	15	.267	1	3	.333	1	8	9	22	11	0	8	7	0	27	1.8
Chris Johnson (NO)	7	0	82	9	18	.500	0	0	—	5	7	.714	7	15	22	1	13	0	5	8	1	23	3.3
Trey Johnson	11	0	61	8	14	.571	0	0	—	5	5	1.000	3	9	12	4	10	0	1	5	0	21	1.9
Jeff Foote	4	0	39	2	6	.333	0	0	—	0	0	—	1	5	6	0	5	0	0	2	1	4	1.0
NEW ORLEANS	66	--	15940	2300	5103	.451	259	777	.333	1057	1397	.757	724	1991	2715	1368	1324	7	488	1024	316	5916	89.6
OPPONENTS	66	--	15940	2305	5188	.444	425	1342	.317	1129	1487	.759	731	1910	2641	1379	1235	4	523	915	380	6164	93.4

Game-by-Game

* - overtime

Date	H/A	W/L	Opp	NOH/Opp	Record	Date	H/A	W/L	Opp	NOH/Opp	Record	Date	H/A	W/L	Opp	NOH/Opp	Record
12/26	A	W	PHO	85-84	1-0	2/2	A	L	SAS	81-93	4-20	3/17	A	W	NJN	102-94	11-35
12/28	H	W	BOS	97-78	2-0	2/4	A	L	DET	87-89	4-21	3/21	H	L	GSW	92-101	11-36
12/30	H	L	PHO	78-93	2-1	2/6	H	L	SAC	92-100	4-22	3/22	H	W	LAC	97-90	12-36
1/1	A	L	SAC	80-96	2-2	2/8	H	L	CHI	67-90	4-23	3/24	H	L	SAS	86-89	12-37
1/2	A	L	UTA	90-94	2-3	2/10	H	L	POR	86-94	4-24	3/26	A	L	LAC	85-97	12-38
1/4	H	L	PHI	93-101	2-4	2/13	H	W	UTA	86-80	5-24	3/28	A	W	GSW	102-87	13-38
1/6	H	L	DEN	88-96	2-5	2/15	A	W	MIL	92-89	6-24	3/29	A	L	POR	93-99	13-39
1/7	A	L	DAL	81-96	2-6	2/17	A	W	NYK	89-85	7-24	3/31	A	L	LAL	85-88	13-40
1/9	A	W	DEN	94-81	3-7	2/20	A	L	OKC	93-101	7-25	4/1	A	L	PHO	75-92	13-41
1/11	H	L	OKC	85-95	3-8	2/21	A	L	IND	108-117*	7-26	4/4	H	W	DEN	94-92	14-41
1/13	H	L	MIN	80-87	3-9	2/22	A	W	CLE	89-84	8-26	4/6	A	L	SAS	103-128	14-42
1/14	A	L	MEM	99-108	3-10	2/28	A	L	CHI	95-99	8-27	4/7	H	W	MIN	99-90	15-42
1/16	H	L	POR	77-84	3-11	2/29	H	L	TOR	84-95	8-28	4/9	H	L	LAL	91-93	15-43
1/18	H	L	MEM	87-93	3-12	3/2	H	W	DAL	97-92	9-28	4/11	H	W	SAC	105-96	16-43
1/19	A	L	HOU	88-90*	3-13	3/3	H	L	IND	84-102	9-29	4/13	H	W	UTA	96-85	17-43
1/21	H	L	DAL	81-83	3-14	3/5	A	L	POR	74-86	9-30	4/15	H	W	MEM	88-75	18-43
1/23	H	L	SAS	102-104	3-15	3/7	A	L	SAC	98-99	9-31	4/16	A	W	CHA	75-67	19-43
1/25	A	L	OKC	91-101	3-16	3/9	A	L	DEN	97-110	9-32	4/19	H	W	HOU	105-99*	20-43
1/27	H	W	ORL	93-67	4-16	3/10	A	W	MIN	95-89	10-32	4/22	A	L	LAC	98-107	20-44
1/29	H	L	ATL	72-94	4-17	3/12	H	L	CHA	71-73	10-33	4/24	A	W	GSW	83-81	21-44
1/30	A	L	MIA	95-109	4-18	3/14	H	L	LAL	101-107*	10-34	4/26	A	L	HOU	77-84	21-45
2/1	H	L	PHO	103-120	4-19	3/15	H	L	WAS	89-99	10-35						

2010-11 STATISTICS

RECORD: 46-36 **HOME: 28-13**
WEST: 27-25 **ROAD: 18-23**
EAST: 19-11 **OVERTIME: 4-2**
DIVISION: 9-7

Head Coach: Monty Williams, Notre Dame
Lead Assistant Coach: Michael Malone, Loyola (MD)
Assistant Coaches: Randy Ayers, Miami (Ohio); James Borrego, San Diego; Bryan Gates, Boise State;
Fred Vinson, Georgia Tech
Trainer: Jon Ishop, Texas

2010-11 Final Statistics

Player	G	GS	MIN	FG	FGA	PCT	3FG	3FGA	PCT	FT	FTA	PCT	OFF	DEF	TOT	AST	PF	DQ	STL	TO	BLK	PTS	AVG
David West	70	70	2451	528	1040	.508	2	9	.222	264	327	.807	155	374	529	164	202	1	67	142	62	1322	18.9
Chris Paul	80	80	2880	430	928	.463	71	183	.388	337	384	.878	38	289	327	782	196	1	188	177	5	1268	15.8
Carl Landry (TOT)	76	26	2008	345	687	.502	0	4	.000	213	288	.740	165	182	347	63	196	1	40	109	32	903	11.9
Carl Landry (NOH)	23	10	602	107	203	.527	0	1	.000	58	73	.795	38	56	94	13	71	1	10	27	12	272	11.8
Trevor Ariza	75	75	2600	303	762	.398	82	271	.303	138	197	.701	61	347	408	162	180	0	120	118	31	826	11.0
Marco Belinelli	80	69	1957	302	691	.437	134	324	.414	98	125	.784	17	134	151	92	146	0	38	77	6	836	10.4
Emeka Okafor	72	72	2287	300	524	.573	0	1	.000	145	258	.562	230	454	684	42	230	4	40	119	127	745	10.3
Willie Green	77	13	1674	270	609	.443	54	155	.348	78	100	.780	22	139	161	74	143	0	36	67	13	672	8.7
Jerrett Jack (TOT)	83	15	1722	260	637	.408	33	108	.306	182	214	.850	20	153	173	242	102	0	54	110	6	735	8.9
Jerrett Jack (NOH)	70	2	1375	212	515	.412	29	84	.345	142	168	.845	14	117	131	183	77	0	40	76	6	595	8.5
Marcus Thornton	46	0	745	137	334	.410	35	93	.376	50	66	.758	25	106	131	43	50	0	19	37	4	359	7.8
Peja Stojakovic	6	0	89	14	33	.424	11	25	.440	6	7	.875	0	6	6	6	2	0	2	4	0	45	7.5
Jerryd Bayless	11	0	149	17	49	.347	3	14	.214	13	17	.765	2	13	15	28	16	0	2	17	1	50	4.5
Jason Smith	77	6	1102	136	307	.443	0	2	.000	59	70	.843	89	152	241	36	150	0	26	53	32	331	4.3
Aaron Gray	41	6	531	56	99	.566	0	0	--	17	34	.500	59	112	171	16	96	2	11	32	12	129	3.1
Quincy Pondexter	66	6	734	73	180	.406	18	50	.360	24	34	.706	23	65	88	28	63	0	17	16	10	188	2.8
David Andersen (TOT)	40	0	373	56	121	.463	8	23	.348	14	22	.636	20	64	84	13	40	0	5	22	9	134	3.4
David Andersen (NOH)	29	0	223	33	74	.446	5	13	.385	7	15	.467	12	38	50	6	29	0	2	14	6	78	2.7
Didier Ilunga-Mbenga	41	0	330	23	49	.469	0	0	--	13	18	.722	35	51	86	6	52	0	6	21	27	59	1.4
Sasha Pavlovic	4	1	50	2	11	.182	0	5	.000	0	0	--	0	6	6	6	4	0	0	1	4	4	1.0
Patrick Ewing Jr.	7	0	19	1	5	.000	0	2	.000	3	4	.750	1	1	2	2	1	0	0	1	1	3	0.4
Pops Mensah-Bonsu	7	0	35	1	3	.333	0	0	--	0	0	--	3	8	11	2	11	0	0	2	0	2	0.0

2009-10 ROSTER & STATS

RECORD: 37-45
WEST: 26-26
EAST: 11-19
DIVISION: 7-9

HOME: 24-17
ROAD: 13-28
OVERTIME: 3-3

Head Coach: Jeff Bower, St. Francis College (PA)
Assistant Coaches: Paul Pressey, Tulsa; Charlie Parker, Findlay (Ohio); Rob Werdann, St. John's; Robert Pack, Southern California
Trainer: Terry Kofler, Xavier

2009-10 Final Statistics

Player	G	GS	MIN	FG	FGA	PCT	3FG	3FGA	PCT	FT	FTA	PCT	OFF	DEF	TOT	AST	PF	DQ	STL	TO	BLK	PTS	AVG
David West	81	81	2949	619	1226	.505	7	27	.259	296	342	.865	164	441	605	239	233	0	76	173	60	1541	19.0
Chris Paul	45	45	1712	314	637	.493	52	127	.409	161	190	.847	20	171	191	480	118	2	96	112	8	841	18.7
Marcus Thornton	73	17	1872	398	883	.451	117	313	.374	144	177	.814	72	139	211	114	127	0	58	76	11	1057	14.5
Peja Stojakovic	62	55	1947	278	688	.404	132	352	.375	96	107	.897	39	188	227	92	83	0	48	56	5	784	12.6
Darren Collison	76	37	2109	376	789	.477	46	115	.400	148	174	.851	41	151	192	432	92	0	78	202	4	946	12.4
Emeka Okafor	82	82	2370	348	656	.530	0	0	--	154	274	.562	251	491	742	55	218	1	54	111	127	850	10.4
Devin Brown	39	37	967	128	325	.394	54	147	.367	69	86	.802	27	82	109	58	62	0	30	57	5	379	9.7
Darius Songaila	75	1	1410	241	488	.494	1	6	.167	60	74	.811	59	173	232	70	206	1	62	81	14	543	7.2
Morris Peterson	46	39	973	116	301	.385	62	171	.363	33	54	.611	17	109	126	41	81	0	25	27	5	327	7.1
Bobby Brown	22	0	328	60	152	.395	17	66	.258	8	8	1.000	1	17	18	46	28	0	9	24	1	145	6.6
James Posey	77	2	1731	126	345	.365	81	242	.335	66	80	.825	32	297	329	117	204	1	42	51	19	399	5.2
Julian Wright	68	14	871	116	232	.500	2	6	.333	25	41	.610	58	86	144	41	45	0	29	44	18	259	3.8
Aaron Gray (TOT)	32	0	311	42	82	.512	0	0	--	20	28	.714	45	61	106	22	54	0	9	18	11	104	3.3
Aaron Gray (NOH)	24	0	261	34	61	.557	0	0	--	18	21	.857	40	50	90	20	44	0	9	17	11	86	3.6
Hilton Armstrong	18	0	239	19	50	.380	0	0	--	13	28	.464	17	44	61	16	44	1	8	13	8	51	2.8
Sean Marks	14	0	75	4	8	.500	0	0	--	2	5	.400	14	9	23	2	17	0	0	2	3	10	0.7
Jason Hart (TOT)	5	0	22	1	2	.500	0	0	--	0	0	--	0	2	2	6	4	0	2	3	1	2	0.4
Jason Hart (NOH)	4	0	17	1	1	1.000	0	0	--	0	0	--	0	2	2	5	4	0	1	3	1	2	0.5
NEW ORLEANS	82	--	19830	3178	6842	.464	571	1572	.363	1293	1661	.778	852	2450	3302	1828	1606	6	625	1103	300	8220	100.2
OPPONENTS	82	--	19830	3250	6730	.483	539	1517	.355	1383	1841	.751	870	2586	3456	1925	1597	10	574	1177	367	8422	102.7

Game-by-Game

Date	H/A	W/L	Opp	NOH/Opp	Record	Date	H/A	W/L	Opp	NOH/Opp	Record	Date	H/A	W/L	Opp	NOH/Opp	Record
10/28	A	L	SAS	96-113	0-1	12/29	A	L	HOU	100-108	13-16	2/21	H	W	HOU	102-94	30-26
10/30	H	W	SAC	97-92	1-1	12/30	H	W	MIA	95-91	14-16	2/23	A	L	CLE	95-105	30-27
11/1	A	L	BOS	87-97	1-2	1/2	H	W	HOU	99-95	15-16	2/24	A	L	MIL	95-115	30-28
11/2	A	L	NYK	111-117	1-3	1/4	A	W	UTA	91-87	16-16	2/26	H	W	ORL	100-93	31-28
11/4	H	W	DAL	114-107*	2-3	1/6	A	W	OKC	97-92	17-16	2/28	A	L	DAL	100-108	31-29
11/6	H	L	TOR	90-107	2-4	1/8	H	W	NJN	103-99	18-16	3/1	H	L	SAS	92-106	31-30
11/8	A	L	LAL	88-104	2-5	1/10	A	W	WAS	115-110	19-16	3/3	H	L	MEM	100-104	31-31
11/9	A	W	LAC	112-84	3-5	1/11	A	L	PHI	92-96	19-17	3/5	A	L	SAS	91-102	31-32
11/11	A	L	PHO	104-124	3-6	1/13	H	W	LAC	108-94	20-17	3/8	H	W	GSW	135-131	32-32
11/13	H	L	POR	78-86	3-7	1/15	A	L	DET	104-110*	20-18	3/10	A	L	OKC	83-98	32-33
11/14	A	L	ATL	98-121	3-8	1/16	A	W	IND	101-96	21-18	3/12	H	L	DEN	95-102	32-34
11/17	H	W	LAC	110-102	4-8	1/18	H	L	SAS	90-97	21-19	3/14	A	L	PHO	106-120	32-35
11/19	H	W	PHO	110-103	5-8	1/20	H	W	MEM	113-111	22-19	3/15	A	W	LAC	108-100	33-35
11/21	H	W	ATL	96-88	6-8	1/22	A	W	MIN	96-94	23-19	3/17	A	L	GSW	121-131	33-36
11/22	A	L	MIA	101-102	6-9	1/23	A	L	DEN	110-116*	23-20	3/18	A	L	DEN	80-93	33-37
11/25	H	W	MIL	102-99*	7-9	1/25	A	W	POR	98-97	24-20	3/20	A	L	UTA	86-106	33-38
11/29	A	L	SAC	96-112	7-10	1/27	A	W	GSW	123-110	25-20	3/22	H	W	DAL	115-99	34-38
12/1	A	L	LAL	98-110	7-11	1/29	H	L	CHI	106-108*	25-21	3/24	H	L	CLE	92-105	34-39
12/4	H	W	MIN	98-89	8-11	1/30	A	W	MEM	109-102*	26-21	3/27	H	L	POR	101-112	34-40
12/8	H	W	SAC	96-94	9-11	2/1	H	L	PHO	100-109	26-22	3/29	H	W	LAL	108-100	35-40
12/9	A	W	MIN	97-96	10-11	2/3	H	L	OKC	99-103	26-23	3/31	H	L	WAS	91-96	35-41
12/11	H	L	NYK	96-113	10-12	2/5	H	L	PHI	94-101	26-24	4/2	A	L	MEM	96-107	35-42
12/14	A	L	DAL	90-94	11-13	2/6	A	W	CHA	104-99	27-24	4/3	A	L	NUN	87-115	35-43
12/16	H	W	DET	95-87	11-13	2/8	A	L	ORL	117-123	27-25	4/7	H	L	CHA	103-104	35-44
12/18	H	W	DEN	98-92	12-13	2/10	H	W	BOS	93-85	28-25	4/9	H	W	LAL	103-114	35-45
12/20	A	L	TOR	92-98	12-14	2/17	H	L	UTA	90-98	28-26	4/11	H	W	MIN	114-86	36-45
12/23	H	W	GSW	108-102	13-14	2/19	H	W	IND	107-101	29-26	4/14	A	W	HOU	123-115	37-45
12/26	A	L	CHI	85-96	13-15												

2008-09 ROSTER & STATS

RECORD: 49-33
WEST: 30-22
EAST: 19-11
DIVISION: 9-7

HOME: 28-13
ROAD: 21-20
OVERTIME: 1-2

Head Coach: Byron Scott, Arizona State
Assistant Coaches: Kenny Gattison, Old Dominion; Paul Pressey, Tulsa; Charlie Parker, Findlay
Trainer: Terry Kofler, Xavier

2008-09 Final Statistics

Player	G	GS	MIN	FG	FGA	PCT	3FG	3FGA	PCT	FT	FTA	PCT	OFF	DEF	TOT	AST	PF	DQ	STL	TO	BLK	PTS	AVG
Chris Paul	78	78	3002	631	1255	.503	64	176	.364	455	524	.868	69	363	432	861	212	1	216	231	10	1781	22.8
David West	76	76	2982	610	1292	.472	6	25	.240	367	415	.884	160	486	646	173	207	1	49	163	68	1593	21.0
Peja Stojakovic	61	59	2089	287	719	.399	145	384	.378	93	104	.894	44	220	264	75	101	1	52	51	3	812	13.3
Rasual Butler	82	74	2614	348	803	.433	140	359	.390	86	110	.782	49	222	271	75	159	1	51	59	61	922	11.2
James Posey	75	0	2140	216	524	.412	116	314	.369	120	146	.822	38	324	362	82	216	1	58	79	21	668	8.9
Tyson Chandler	45	45	1445	160	283	.565	0	0	--	77	133	.579	163	230	393	22	144	2	15	70	56	397	8.8
Devin Brown	63	5	869	111	313	.355	28	97	.289	78	100	.780	31	88	119	54	81	1	32	54	5	328	5.2
Hilton Armstrong	70	29	1092	138	246	.561	0	2	.000	62	98	.633	81	114	195	29	181	1	26	80	45	338	4.8
Morris Peterson	43	9	515	73	183	.399	33	85	.388	12	19	.632	13	71	84	16	51	0	15	15	2	191	4.4
Julian Wright	54	19	772	109	234	.466	2	21	.095	17	30	.567	46	106	152	43	49	0	35	43	19	237	4.4
Antonio Daniels (TOT)	9	1021	99	236	419	.22	60	367	.80	100	800	5	72	77	177	55	0	26	62	1	300	4.1	
Antonio Daniels (NO)	61	4	733	81	191	.424	17	49	.347	55	67	.821	5	50	55	130	41	0	19	49	1	234	3.8
Sean Marks	60	5	838	80	165	.485	2	10	.200	30	44	.682	62	125	187	14	121	0	7	35	33	192	3.2
Melvin Ely	31	4	373	37	95	.389	0	0	--	23	36	.639	30	34	64	18	58	0	2	23	9	97	3.1
Ryan Bowen	21	3	219	22	38	.579	0	0	--	3	5	.600	10	14	24	9	37	0	14	5	5	47	2.2
NEW ORLEANS	82	--	19755	2911	6366	.457	556	1526	.364	1479	1833	.807	802	2453	3255	1609	1665	9	593	1029	338	7857	95.8
OPPONENTS	82	--	19755	2851	6329	.450	575	1625	.354	1453	1879	.773	822	2459	3281	1649	1675	9	476	1089	290	7730	94.3

Game-by-Game

Date	H/A	W/L	Opp	NOK/Opp	Record	Date	H/A	W/L	Opp	NOK/Opp	Record	Date	H/A	W/L	Opp	NOK/Opp	Record
10/29	A	W	GSW	108-103	1-0	11/2	H	L	NYK	95-101	22-12	3/18	H	W	MIN	94-93	42-25
10/30	A	W	PHO	108-95	2-0	11/4	A	W	DAL	104-97	23-12	3/20	H	W	MEM	96-84	43-25
11/1	H	W	CLE	104-92	3-0	11/6	A	L	CLE	78-92	23-13	3/22	H	W	GSW	99-89	44-25
11/5	H	L	ATL	79-87	3-1	11/7	A	W	DET	91-85	24-13	3/25	H	L	DEN	88-101	44-26
11/7	A	L	CHA	89-92	3-2	11/9	H	W	IND	103-100	25-13	3/27	A	L	NYK	93-101	44-27
11/8	H	W	MIA	100-89	4-2	1/21	H	W	NJN	102-92	26-13	3/29	H	W	SAS	90-86	45-27
11/12	H	L	LAL	86-93	4-3	1/23	A	L	MIN	108-116	26-14	3/31	A	W	SAC	111-110	46-27
11/14	H	W	POR	88-82	5-3	1/26	H	W	PHI	101-86	27-14	4/1	A	W	LAC	104-98	47-27
11/15	A	L	HOU	86-91	5-4	1/28	H	W	DEN	94-81	28-14	4/3	A	L	GSW	103-111	47-28
11/19	H	L	SAC	96-105	5-5	1/30	H	L	GSW	87-91	28-15	4/5	H	L	UTA	94-108	47-29
11/21	A	W	OKC	105-80	6-6	1/31	A	L	SAS	93-106	28-16	4/7	W	W	MIA	93-87*	48-29
11/22	H	W	OKC	109-97	7-5	2/2	H	L	POR	89-97	28-17	4/8	H	L	PHO	100-105	48-30
11/24	A	W	LAC	99-87	8-5	2/4	H	L	CHI	93-107	28-18	4/10	A	L	DAL	92-100	48-31
11/27	A	W	DEN	105-101	9-5	2/6	H	W	TOR	101-92	29-18	4/12	H	W	DAL	102-92	49-31
11/28	A	L	POR	86-101	9-6	2/8	H	W	MIN	101-97	30-18	4/13	A	L	HOU	66-86	49-32
12/3	H	W	PHO	104-91	10-6	2/9	A	L	MEM	80-85	30-19	4/15	A	L	SAS	98-105	49-33
12/6	H	W	MEM	106-87	11-6	2/11	H	L	BOS	77-89	30-20						
12/10	H	W	CHA	105-89	12-6	2/17	A	W	OKC	100-98	31-20						
12/12	A	L	BOS	82-94	12-7	2/18	H	W	ORL	117-85	32-20						
12/14	A	W	TOR	99-91	13-7	2/20	A	L	LAL	111-115*	32-21						
12/16	A	W	MEM	91-84	14-7	2/21	A	L	UTA	88-102	32-22						
12/17	H	W	SAS	90-83	15-7	2/23	A	W	SAC	112-105	33-22						
12/20	H	w	SAC	99-90	16-7	2/25	H	W	DET	90-87	34-22						
12/23	H	L	LAL	87-100	16-8	2/27	H	W	MIL	95-94	35-22						
12/25	A	L	ORL	68-88	16-9	3/1	A	W	NJN	99-96	36-22						
12/26	H	W	HOU	88-79	17-9	3/7	H	W	PHI	98-91	37-22						
12/28	A	W	IND	105-103	18-9	3/5	H	W	DAL	104-88	38-22						
12/30	H	W	WAS	97-85	19-9	3/7	H	W	OKC	108-90	39-22						
1/2	A	W	POR	92-77	20-9	3/9	A	L	ATL	79-89	39-23						
1/3	A	L	DEN	100-105	20-10	3/11	A	W	MIL	109-98	40-23						
1/6	A	W	LAL	116-105	21-10	3/13	A	W	WAS	95-86	41-23						
1/7	A	L	UTA	90-116	21-11	3/14	A	L	CHI	79-97	41-24						
1/9	H	W	LAC	107-80	22-11	3/16	H	L	HOU	84-95	41-25						

2007-08 ROSTER & STATS

RECORD: 56-26
WEST: 34-18
EAST: 22-8
DIVISION: 10-6

HOME: 30-11
ROAD: 26-15
OVERTIME: 4-0

Head Coach: Byron Scott, Arizona State
Assistant Coaches: Darrell Walker, Arkansas; Kenny Gattison, Old Dominion; Paul Pressey, Tulsa;
Charlie Parker, Findlay
Trainer: Terry Kofler, Xavier

2007-08 Final Statistics

Player	G	GS	MIN	FG	FGA	PCT	3FG	3FGA	PCT	FT	FTA	PCT	OFF	DEF	TOT	AST	PF	DQ	STL	TO	BLK	PTS	AVG
Chris Paul	80	80	3006	630	1291	.488	92	249	.369	332	390	.851	62	259	321	925	185	0	217	201	4	1684	21.1
David West	76	76	2870	629	1305	.482	6	25	.240	300	363	.850	180	495	675	177	208	0	62	165	99	1564	20.6
Peja Stojakovic	77	77	2711	451	1026	.440	231	524	.441	130	140	.929	64	267	331	96	127	0	57	61	10	1263	16.4
Tyson Chandler	79	79	2783	377	605	.623	0	1	.000	175	295	.593	322	606	928	81	243	4	45	136	84	929	11.8
Bonzi Wells (NOH)	22	0	438	77	157	.490	4	12	.333	35	53	.660	21	50	71	17	44	0	24	27	8	193	8.8
Janero Pargo	80	5	1497	254	652	.390	65	186	.349	71	81	.877	26	104	130	192	123	0	50	93	5	644	8.1
Morris Peterson	76	76	1796	215	516	.417	113	287	.394	65	85	.765	36	170	206	67	125	0	47	41	7	608	8.0
Bobby Jackson	46	0	891	116	296	.392	53	144	.368	40	49	.819	23	87	110	76	59	0	32	31	3	325	7.1
Mike James (NOH)	21	0	183	22	64	.344	7	23	.304	6	6	1.000	3	14	17	6	12	0	4	7	0	57	2.7
Rasual Butler	51	8	875	91	260	.350	44	133	.331	26	31	.839	16	84	100	36	66	1	15	10	21	252	4.9
Julian Wright	57	1	640	90	169	.533	10	24	.417	33	52	.635	33	84	117	40	43	0	29	34	12	223	3.9
Melvin Ely	52	1	621	85	180	.472	0	0	--	32	58	.552	28	117	145	22	79	0	7	42	18	202	3.9
Hilton Armstrong	65	3	732	67	148	.453	0	0	--	44	70	.629	65	98	163	23	130	1	15	59	34	178	2.7
Marcus Vinicius	13	0	69	9	20	.450	5	12	.417	5	11	.455	1	7	8	2	4	0	1	3	1	28	2.2
Ryan Bowen	53	4	660	49	100	.490	0	1	.000	16	29	.552	55	45	100	25	77	0	32	15	11	114	2.2
Chris Andersen	5	0	34	2	7	.286	0	0	--	2	4	.500	2	7	9	0	6	0	0	1	4	6	1.2
NEW ORLEANS	82	--	19805	3164	6796	.466	630	1621	.389	1312	1707	.769	937	2494	3431	1785	1531	6	637	974	321	8270	100.9
OPPONENTS	82	--	19805	3038	6604	.460	544	1552	.351	1217	1579	.771	815	2533	3348	1779	1573	9	470	1136	331	7837	95.6

Game-by-Game

Date	H/A	W/L	Opp	NOK/Opp	Record	Date	H/A	W/L	Opp	NOK/Opp	Record	Date	H/A	W/L	Opp	NOK/Opp	Record
10/31	H	W	SAC	104-90	1-0	1/5	A	W	PHO	118-113	23-11	3/19	H	W	HOU	90-69	46-21
11/2	H	W	POR	113-93	2-0	1/9	A	L	LAL	80-109	23-12	3/22	H	W	BOS	113-106	47-21
11/4	A	W	DEN	93-88	3-0	1/11	H	W	MIA	114-88	24-12	3/25	A	W	IND	114-106	48-21
11/6	A	W	LAL	118-104	4-0	1/13	A	W	HOU	87-82	25-12	3/26	A	W	CLE	100-99	49-21
11/7	A	L	POR	90-93	4-1	1/16	H	W	SEA	123-92	26-12	3/28	A	L	BOS	92-112	49-22
11/9	H	L	SAS	85-97	4-2	1/18	H	W	CHA	112-84	27-12	3/30	A	W	TOR	118-111	50-22
11/11	A	W	PHI	93-72	5-2	1/21	H	W	MIL	106-92	28-12	4/1	A	W	ORL	98-97	51-22
11/12	A	W	NJN	84-82	6-2	1/23	H	W	POR	96-81	29-12	4/2	A	W	MIA	106-77	52-22
11/14	H	W	PHI	95-76	7-2	1/25	H	W	LAC	111-92	30-12	4/4	H	W	NYK	118-110	53-22
11/16	A	W	MEM	120-118*	8-2	1/26	A	W	SAS	102-78	31-12	4/6	H	W	GSW	108-96	54-22
11/17	A	W	MIN	100-82	9-1	1/28	H	W	DEN	117-9	32-12	4/8	H	L	UTA	66-77	54-23
11/19	H	L	ORL	88-95	9-3	1/30	H	L	GSW	103-116	32-13	4/9	A	W	MIN	122-90	55-23
11/21	H	L	IND	93-105	9-4	2/1	A	L	SAC	103-112	32-14	4/11	A	L	LAL	104-107	55-24
11/23	A	L	UTA	71-99	9-5	2/4	A	L	UTA	88-110	32-15	4/12	A	L	SAC	91-94	55-25
11/24	A	W	LAC	98-89	10-5	2/6	A	W	PHO	132-130**	33-15	4/15	H	W	LAC	114-92	56-25
11/26	H	L	MIN	94-103	10-6	2/9	H	W	MEM	112-99	34-15	4/16	A	L	DAL	98-111	56-26
11/30	A	W	ATL	92-86	11-6	2/12	A	W	CHI	100-86	35-15						
12/1	H	W	DAL	112-108*	12-6	2/13	A	W	MIL	111-107	36-15						
12/5	H	L	DET	76-91	12-7	2/20	H	W	DAL	104-93	37-15						
12/7	H	W	MEM	118-116*	13-7	2/22	H	L	HOU	80-100	37-16						
12/9	H	W	SEA	91-88	14-7	2/23	A	L	SAS	89-98	37-17						
12/12	A	L	DEN	99-105	14-8	2/25	H	L	WAS	92-95	37-18						
12/14	A	L	DAL	80-89	14-9	2/27	H	W	PHO	120-103	38-18						
12/15	H	W	PHO	101-98	15-9	2/29	H	W	UTA	110-98	39-18						
12/17	A	L	POR	76-88	15-10	3/2	A	L	WAS	84-101	39-19						
12/19	A	W	SEA	107-93	16-10	3/3	A	W	NYK	100-88	40-19						
12/22	H	W	MIN	110-76	17-10	3/5	H	W	ATL	116-101	41-19						
12/26	A	W	MEM	116-98	18-10	3/7	H	W	NJN	107-96	42-19						
12/28	A	W	CHA	99-85	19-10	3/8	A	L	HOU	96-106	42-20						
12/29	H	W	CLE	86-76	20-10	3/12	H	W	SAS	100-75	43-20						
12/31	H	L	TOR	92-97	20-11	3/14	H	W	LAL	108-98	44-20						
1/2	A	W	LAC	95-81	21-11	3/16	A	L	DET	84-105	44-21						
1/4	A	W	GSW	116-104	22-11	3/17	H	W	CHI	108-97	45-21						

2006-07 ROSTER & STATS

RECORD: 39-43
WEST: 23-29
EAST: 16-14
DIVISION: 6-10

HOME: 24-17
ROAD: 15-26
OVERTIME: 7-0

Head Coach: Byron Scott, Arizona State
Assistant Coaches: Darrell Walker, Arkansas; Kenny Gattison, Old Dominion; David Miller, Springfield College
Trainer: Terry Kofler, Xavier

2006-07 Final Statistics

Player	G	GS	MIN	FG	FGA	PCT	3FG	3FGA	PCT	FT	FTA	PCT	OFF	DEF	TOT	AST	PF	DQ	STL	TO	BLK	PTS	AVG
David West	52	52	1900	377	792	.476	8	25	.320	187	227	.824	126	298	424	114	143	2	42	98	38	949	18.3
Peja Stojakovic	13	13	425	83	196	.423	34	84	.405	31	38	.816	11	43	54	11	29	0	8	19	4	231	17.8
Chris Paul	64	64	2353	381	871	.437	50	143	.350	292	357	.818	54	226	280	569	154	0	118	161	3	1104	17.3
Desmond Mason	75	75	2575	407	900	.452	0	0	--	214	323	.663	124	221	345	115	174	1	52	192	22	1028	13.7
Devin Brown	58	49	1662	233	555	.420	81	227	.357	123	155	.794	55	196	251	149	139	0	44	91	9	670	11.6
Bobby Jackson	56	2	1330	204	518	.394	54	165	.327	130	168	.774	42	136	178	141	98	0	50	78	6	592	10.6
Rasual Butler	81	38	2223	314	788	.398	134	363	.369	56	87	.644	42	214	256	63	148	0	40	67	54	818	10.1
Tyson Chandler	73	73	2525	292	468	.624	0	1	.000	106	201	.527	320	584	904	66	244	5	37	126	129	690	9.5
Janero Pargo	82	7	1710	283	692	.409	81	209	.388	104	122	.852	20	160	180	203	121	0	53	122	4	751	9.2
Marc Jackson	56	25	1025	159	388	.410	0	1	.000	90	103	.874	62	130	192	58	89	0	21	65	7	408	7.3
Linton Johnson III	54	0	720	93	190	.489	10	30	.333	30	37	.811	52	111	163	18	101	0	33	27	18	226	4.2
Hilton Armstrong	56	5	634	68	125	.544	0	0	--	40	67	.597	58	91	149	10	79	0	12	35	26	176	3.1
Cedric Simmons	43	4	534	55	132	.417	0	0	--	16	33	.485	44	63	107	12	75	0	8	22	23	126	2.9
Brandon Bass	21	3	162	15	44	.341	0	1	.000	12	16	.750	13	30	43	3	16	0	2	10	3	42	2.0
Marcus Vinicius	13	0	103	7	15	.467	3	7	.429	5	7	.714	2	9	11	5	10	0	2	6	1	22	1.7
NEW ORLEANS	82	--	19880	2971	6674	.445	455	1256	.362	1436	1941	.740	1025	2512	3537	1537	1620	8	522	1187	347	7833	95.5
OPPONENTS	82	--	19880	3004	6579	.457	559	1575	.355	1395	1839	.759	853	2493	3346	1703	1733	8	554	1119	392	7962	97.1

Game-by-Game

Date	H/A	W/L	Opp	NOK/Opp	Record	Date	H/A	W/L	Opp	NOK/Opp	Record	Date	H/A	W/L	Opp	NOK/Opp	Record
11/1	A	W	BOS	91-87	1-0	1/8	H	L	LAC	90-100	12-22	3/19	H	W	BOS	106-88	30-37
11/3	A	W	IND	100-91	2-0	1/10	A	W	ATL	96-77	13-22	3/20	A	W	MEM	114-103	31-37

2005-06 ROSTER & STATS

RECORD: 38-44

WEST: 25-27

EAST: 13-17

DIVISION: 7-9

HOME: 24-17

ROAD: 14-27

OVERTIME: 2-2

Head Coach: Byron Scott, Arizona State
 Assistant Coaches: Jim Cleamons, Ohio State; Darrell Walker, Arkansas; Kenny Gattison, Old Dominion; David Miller, Springfield College
 Trainer: Terry Kofler, Xavier

2005-06 Final Statistics

Player	G	GS	MIN	FG	FGA	PCT	3FG	3FGA	PCT	FT	FTA	PCT	OFF	DEF	TOT	AST	PF	DQ	STL	TO	BLK	PTS	AVG
David West	74	74	2526	530	1036	.512	3	11	.273	199	236	.843	168	380	548	92	114	1	61	105	64	1262	17.1
Chris Paul	78	78	2808	407	947	.430	50	177	.282	394	465	.847	61	339	400	611	218	0	175	183	6	1258	16.1
Speedy Claxton	71	3	2019	304	736	.413	17	63	.270	246	320	.769	39	154	193	339	177	1	108	154	6	871	12.3
Desmond Mason	70	55	2102	275	690	.399	1	6	.167	206	302	.682	64	234	298	66	136	1	42	113	17	757	10.8
P.J. Brown	75	73	2380	269	583	.461	0	0	--	139	168	.827	182	365	547	90	216	2	46	90	50	677	9.0
Rasual Butler	79	20	1875	257	633	.406	92	242	.380	79	114	.693	51	181	232	40	142	0	33	65	45	685	8.7
Kirk Snyder	68	45	1310	205	453	.453	46	129	.357	86	117	.735	55	106	161	102	106	1	29	70	23	542	8.0
J.R. Smith	55	25	989	144	366	.393	52	140	.371	83	101	.822	19	91	110	58	90	0	37	54	4	423	7.7
Marcus Fizer	3	0	39	9	17	.529	1	1	1.000	1	2	.500	1	6	7	1	5	0	0	2	0	20	6.7
Marc Jackson (TOT)	64	10	1027	174	369	.472	1	2	.500	66	82	.805	86	131	217	44	126	1	13	65	8	415	6.5
Marc Jackson (NOK)	27	10	594	108	221	.489	1	2	.500	28	34	.824	56	72	128	22	56	1	8	37	2	245	9.1
Bostjan Nachbar	25	13	405	42	124	.339	17	57	.298	25	36	.694	4	45	49	22	52	0	13	20	5	126	5.0
Chris Andersen	32	2	570	56	98	.571	0	0	--	49	103	.476	61	94	155	6	84	0	8	26	41	161	5.0
Aaron Williams (TOT)	48	5	791	91	176	.517	0	0	--	40	58	.690	64	117	181	17	138	0	17	30	21	222	4.6
Aaron Williams (NOK)	34	2	692	81	157	.516	0	0	--	35	52	.673	59	107	166	16	110	0	13	25	18	197	5.8
Linton Johnson (TOT)	36	7	524	61	149	.409	13	36	.361	18	27	.361	40	82	122	14	61	2	12	28	12	153	4.3
Linton Johnson (NOK)	27	7	489	56	139	.403	13	36	.361	17	23	.739	40	75	115	12	54	2	10	24	12	142	5.3
Moochie Norris (TOT)	45	0	424	46	112	.411	4	14	.286	29	42	.690	12	42	54	50	49	0	20	33	1	125	2.8
Moochie Norris (NOK)	16	0	183	20	47	.426	4	9	.444	16	25	.640	3	17	20	21	18	0	6	17	0	60	3.8
Brandon Bass	29	1	268	28	70	.400	0	0	--	12	19	.632	18	50	68	3	18	0	3	11	7	68	2.3
Anydas Macjauskas	19	0	135	14	41	.341	3	12	.250	13	15	.867	3	7	10	5	10	0	7	8	0	44	2.3
Jackson Vroman	41	2	406	26	66	.394	0	0	--	21	44	.477	33	53	86	11	78	2	12	21	11	73	1.8
Maciej Lampe	2	0	16	0	4	.000	0	0	--	0	0	--	1	3	4	2	2	0	0	1	0	0	0.0
NEW ORLEANS	82	--	19805	2831	6428	.440	300	885	.339	1649	2176	.758	918	2379	3297	1519	1786	11	611	1095	311	7611	92.8
OPPONENTS	82	--	19805	2883	6286	.459	546	1486	.367	1530	2014	.760	860	2498	3358	1584	1910	17	527	1197	432	7842	95.6

Game-by-Game

Date	H/A/W/L	Opp	NOK/Opp	Record	Date	H/A/W/L	Opp	NOK/Opp	Record	Date	H/A/W/L	Opp	NOK/Opp	Record			
11/1	H	W	SAC	93-67	1-0	12/31	H	L	DAL	90-95	12-17	2/28	A	L	SEA	103-114	31-26
11/2	A	L	CLE	87-109	1-1	1/2	H	W	CHA	103-86	13-17	3/1	A	L	LAC	67-89	31-27
11/5	A	W	HOU	91-84	2-1	1/4	H	W	MIA	107-92	14-17	3/6	H	L	PHO	88-101	31-28
11/9	H	L	ORL	83-88	2-2	1/6	H	W	POR	90-80	15-17	3/8	H	L	LAL	107-113	31-29
11/12	H	L	DAL	103-109	2-3	1/7	A	L	ATL	93-101	15-18	3/10	H	L	IND	90-92	31-30
11/15	A	L	MIA	102-109*	2-4	1/10	H	L	DET	89-96	15-19	3/12	H	L	NJN	84-95	31-31
11/16	H	L	DEN	81-91	2-5	1/13	H	W	SAC	90-76	16-19	3/14	A	L	SAS	81-96	31-32
11/18	H	W	ATL	95-92	3-5	1/14	A	W	HOU	86-80	17-19	3/18	H	L	DEN	94-109	31-33
11/19	A	W	ORL	98-95	4-5	1/16	A	W	CHA	107-92	18-19	3/21	H	W	LAC	120-108	32-33
11/21	A	L	PHI	91-103	4-6	1/18	H	W	MEM	87-79	19-19	3/23	H	L	HOU	92-93	32-34
11/23	H	W	MIN	84-80	5-6	1/20	A	L	WAS	99-110	19-20	3/24	A	L	CHI	82-96	32-35
11/26	A	W	SEA	105-99	6-6	1/21	A	W	NYK	109-98	20-20	3/26	A	L	LAL	94-105	32-36
11/28	A	L	GSW	83-99	6-7	1/23	A	L	BOS	78-91	20-21	3/27	A	L	UTA	80-104	32-37
11/30	A	W	DEN	102-95	7-7	1/25	H	L	SAS	68-84	20-22	3/29	A	W	GSW	86-85	32-37
12/2	H	W	PHI	88-86	8-7	1/28	A	W	MEM	95-86	21-22	3/31	H	W	MEM	107-102	34-37
12/3	A	L	DAL	88-97	8-8	1/30	H	W	MIL	94-93	22-22	4/2	A	W	TOR	120-113**	35-37
12/6	A	L	MEM	73-89	8-9	2/1	H	W	CHI	100-95	23-22	4/4	A	L	DET	93-101	35-38
12/7	H	L	BOS	87-101	8-10	2/4	H	W	LAL	106-90	24-22	4/5	H	W	GSW	114-109	36-38
12/9	A	L	POR	95-98*	8-11	2/6	A	L	NJN	91-99	24-23	4/7	H	W	TOR	95-89*	37-38
12/11	A	L	SAC	100-110	8-12	2/8	H	W	SEA	109-102	25-23	4/8	A	L	DAL	77-101	37-39
12/12	A	W	PHO	91-87	9-12	2/10	H	W	NYK	111-100	26-23	4/10	H	L	CLE	101-103	37-40
12/14	H	W	LAC	102-89	10-12	2/11	A	W	MIN	100-94	27-23	4/12	H	W	SEA	104-99	38-40
12/16	H	L	PHO	88-101	10-13	2/13	H	W	WAS	97-96	28-23	4/14	H	L	UTA	104-105	38-41
12/18	H	W	SAS	89-76	11-13	2/15	H	W	POR	92-86	29-23	4/16	A	L	SAC	79-96	38-42
12/21	A	L	MIN	69-88	11-14	2/21	A	L	IND	75-97	29-24	4/17	A	L	PHO	78-115	38-43
12/23	A	L	MIL	94-101	11-15	2/22	H	L	UTA	76-82	29-25	4/19	A	L	LAL	95-115	38-44
12/28	H	W	HOU	92-90	12-15	2/25	A	W	UTA	100-95	30-25						
12/29	A	L	SAS	84-111	12-16	2/26	A	W	POR	88-75	31-25						

* - overtime

2004-05 ROSTER & STATS

RECORD: 18-64

WEST: 10-42

EAST: 8-22

DIVISION: 2-14

HOME: 11-30

ROAD: 7-34

OVERTIME: 2-6

Head Coach: Byron Scott, Arizona State
 Assistant Coaches: Jim Cleamons, Ohio State; Darrell Walker, Arkansas; Kenny Gattison, Old Dominion
 Trainer: Terry Kofler, Xavier

2004-05 Final Statistics

Player	G	GS	MIN	FG	FGA	PCT	3FG	3FGA	PCT	FT	FTA	PCT	OFF	DEF	TOT	AST	PF	DQ	STL	TO	BLK	PTS	AVG
Baron Davis	18	13	593	111	303	.366	44	137	.321	74	96	.771	16	51	67	129	52	0	31	38	4	340	18.9
Lee Naillon	68	51	2017	415	869	.478	0	2	.000	133	165	.806	128	170	298	109	190	1	36	110	16	963	14.2
David Wesley	26	26	934	133	342	.389	28	80	.350	67	76	.882	12	73	85	109	65	0	35	54	1	361	13.9
Dan Dickau (TOT)	71	46	2090	306	756	.405	85	245	.347	190	228	.833	34	146	180	347	201	3	76	145	4	887	12.5
Dan Dickau (NO)	67	46	2074	305	748	.408	84	242	.347	188	225	.836	34	145	179	346	200	3	6	44	4	882	13.2
Jamaal Magloire	23	22	703	98	227	.432	0	0	--	74	123	.602	79	126	205	29	74	0	8	59	23	270	11.7
Speedy Claxton (TOT)	62	47	1866	257	611	.421	11	61	.180	187	254	.736	37	147	184	374	84	7	109	119	8	712	11.5
Speedy Claxton (NO)	6	3	365	41	110	.373	1	9	.111	25	41	.610	5	26	31	88	30	1	22	27	2	68	6.8
P.J. Brown	82	78	2817	338	758	.446	0	0	--	210	243	.864	266	471	37	178	233	3	4	01	50	86	0.8
J.R. Smith	76	56	1859	295	748	.394	81	281	.288	111	161	.689	39	113	152	142	35	0	55	109	11	782	10.3
Hilton Armstrong	14	9	412	53	159	.333	17	70	.243	19	21	.905	16	32	48	65	30	1	5	28	2	142	10.1
Rodney Rogers	30	26	882	109	289	.377	25	92	.272	32	42	.762	28	114	142	60	103	1	19	66	12	575	9.2
Chris Andersen	67	2	1430	191	358	.534	0	3	.000	131	190	.689	137	273	410	71	144	0	14	64	100	513	7.7
Bojan Nachbar (TOT)	71	6	1341	161	411	.392	75	196	.383	97	117	.829	24	158	182	74	183	1	29	73	16	494	7.0
Bojan Nachbar (NO)	54	4	1137	146	368	.397	65	175	.371	88	105	.838	20	132	152	65	153	1	28	68	16	445	8.1
Casey Jacobsen (TOT)	81	1	1798	165	408	.404	66	177	.373	151	192	.786	35	132	167	113	104	0	33	71	8	547	6.5
Casey Jacobsen (NO)	44	1	1030	125	315	.398	32	88	.364	103	130	.792	18	82	100	76	48	0	22	44	7	335	7.6
David Wesley	30	8	552	70	172	.436	2	5	.400	34	50	.680	10	89	129	23	62	0	12	37	16	186	6.2
Junior Harrington	29	7	550	64	178	.360	6	19	.316	29	35	.829	13	50	63	62	72	1	25	41	5	163	5.6
Alex Garcia	8	3	146	18	52	.346	5	18	.278	3	4	.750	7	8	15	15	0	4	8	1	44	5.5	
Jackson Vroman (TOT)	18	7	705	82	199	.412	0	3	.000	48	75	.640	64	111	175	40	105	3	25	64	19	212	11.6
Jackson Vroman (NO)	36	17	648	76	183	.415	0	3	.000	44	68	.647	59	103	162	33	94	3	22	57	17	196	5.4
Matt Freije	23	11	441	37	127	.291	14	54	.259	5	8	.625	16	45	61	20	40	0	13	17	2	93	4.0
George Lynch	44	27	933	68	189	.360	11	37	.297	17	23	.739	55	119	174	88	83	0	32	57	12	164	3.7
Maciej Lampe (TOT)	37	0	380	49	132	.371	2	4	.500	15	22	.682	24	65	89	11	51	0	5	17	7	115	3.1
Maciej Lampe (NO)	21	0	261	32	83	.386	0	1	.000	7	10	.700	15	42	57	10	31	0	4	7	5	71	3.4
Corley Edwards	10	0	116	10	31	.323	0	0	--	7	12	.583	12	13	25	3	19	1	3	2	4	27	2.7
Nelson Baxter	4	0	36	3	11	.273	0	0	--	0	2	.000	4	4	8	0	10	0	0	4	0	6	1.5

2003-04 ROSTER & STATS

RECORD: 41-41
EAST: 30-24
WEST: 11-17
DIVISION: 14-14

HOME: 25-16
ROAD: 16-25
OVERTIME: 3-3

Head Coach: Tim Floyd, Louisiana Tech '77
Assistant Coaches: Alvin Gentry, Appalachian State '77; Jeff Bower, St. Francis (PA) '83; Kenny Gattison, Old Dominion '86; Jan van Breda Kolff, Vanderbilt '74
Trainer: Terry Kofler, Xavier '76

2003-04 Final Statistics

Player	G	GS	MIN	FG	FGA	PCT	3FG	3FGA	PCT	FT	FTA	PCT	OFF	DEF	TOT	AST	PF	DQ	STL	TO	BLK	PTS	AVG
Baron Davis	67	66	2686	554	1402	.395	187	582	.321	237	352	.673	66	221	287	501	178	2	158	215	27	1532	22.9
Jamaal Mashburn	19	18	730	156	398	.392	19	67	.284	65	80	.813	19	98	117	47	42	0	14	37	5	396	20.8
David Wesley	61	60	2001	311	800	.389	92	285	.323	137	182	.753	28	106	134	175	147	1	71	100	14	851	14.0
Jamaal Magloire	82	82	2777	383	809	.473	0	1	.000	353	470	.751	268	579	847	86	278	6	43	201	101	1119	13.6
Hilton Armstrong	79	22	2247	291	736	.395	135	429	.315	123	144	.854	63	163	226	311	148	1	133	155	16	840	10.6
PJ Brown	80	80	2753	339	712	.476	0	1	.000	158	185	.854	237	453	690	155	203	2	78	101	73	836	10.5
Stacey Augmon	69	24	1416	143	347	.412	1	7	.143	110	139	.791	52	122	174	85	114	2	55	76	15	397	5.8
Robert Traylor	71	0	942	145	287	.505	2	5	.400	70	128	.547	106	156	262	43	161	3	39	62	37	362	5.1
Steve Smith	71	4	929	119	293	.406	43	107	.402	77	83	.928	27	54	81	56	91	0	15	42	6	358	5.0
Shammond Williams(TOT)	53	4	763	87	232	.375	30	100	.300	51	58	.879	9	51	60	116	62	0	37	47	2	255	4.8
Shammond Williams(NO)	16	2	238	28	81	.346	5	26	.192	11	13	.846	0	17	17	52	22	0	14	21	1	72	4.5
George Lynch	78	51	1701	149	375	.397	43	139	.309	34	51	.667	96	216	312	117	159	1	48	64	18	375	4.8
Maurice Carter(TOT)	10	0	110	11	35	.314	4	11	.364	16	20	.800	2	9	11	4	10	0	0	9	0	42	4.2
Maurice Carter (NO)	6	0	60	6	21	.286	3	8	.375	5	8	.625	2	6	8	2	5	0	0	3	0	20	3.3
David West	71	1	930	108	228	.474	0	2	.000	57	80	.713	117	180	297	60	117	0	27	48	28	273	3.8
Sean Rooks	35	0	325	34	94	.362	0	0	--	12	15	.800	10	40	50	11	48	0	9	15	5	80	2.3
Tierre Brown	3	0	17	2	4	.500	0	0	--	2	4	.500	0	1	1	2	1	0	0	7	0	6	2.0
Bryce Drew	15	0	78	4	18	.222	1	7	.143	3	3	1.000	0	6	6	13	1	0	4	8	0	12	0.8
NEW ORLEANS	82	--	19830	2772	6605	.420	531	1666	.319	1454	1937	.751	1091	2418	3509	1716	1715	18	708	1228	346	7529	91.8
OPPONENTS	82	--	19830	2843	6443	.441	444	1301	.341	1407	1877	.750	972	2477	3449	1790	1734	14	613	1282	429	7537	91.9

Game-by-Game

Date	H/A	W/L	Opp	NO/Opp	Record	Date	H/A	W/L	Opp	NO/Opp	Record	Date	H/A	W/L	Opp	NO/Opp	Record
10/29	H	W	ATL	88-83*	1-0	12/31	A	W	BOS	96-94	20-12	3/7	A	L	TOR	76-84	33-30
10/30	A	W	ORL	100-98	2-0	1/2	A	W	TOR	86-74	21-12	3/10	H	W	MIA	95-84	34-30
11/1	H	W	BOS	97-90	3-0	1/3	A	L	IND	84-91	21-13	3/11	A	L	HOU	86-97	34-31
11/3	A	L	ATL	80-90	3-1	1/7	H	W	WAS	97-87	22-13	3/13	H	W	GSW	102-84	35-31
11/5	A	W	PHI	106-99*	4-1	1/9	H	L	SAS	84-94	22-14	3/16	A	L	MIA	83-96	35-32
11/7	H	W	LAL	114-95	5-1	1/10	A	L	CHI	84-89	22-15	3/17	H	W	PHI	104-80	36-32
11/8	H	L	CHI	106-109	5-2	1/13	H	L	MIN	89-94	22-16	3/19	H	L	SEA	80-91	36-33
11/11	A	L	DAL	97-125	5-3	1/15	H	L	TOR	74-78*	22-17	3/21	H	L	TOR	120-121*	36-34
11/12	H	W	UTA	96-89	6-3	1/17	H	W	ORL	91-90	23-17	3/23	H	W	DET	82-81	37-34
11/15	H	W	POR	101-79	7-3	1/19	A	L	MIN	90-97	23-18	3/25	A	L	ATL	76-84	37-35
11/18	A	W	NJN	88-85	8-3	1/21	H	L	PHI	86-92	23-19	3/26	H	L	PHO	94-99	37-36
11/19	A	W	BOS	81-73	9-3	1/23	H	W	DEN	97-91	24-19	3/30	A	L	LAL	88-107	37-37
11/21	H	L	IND	75-76	9-4	1/24	A	W	SAS	98-96	25-19	4/1	A	W	UTA	76-89	37-38
11/23	A	W	DET	81-80	10-4	1/28	H	W	MIL	101-100	26-19	4/4	A	L	SEA	88-96	38-39
11/25	A	L	MIA	87-91	10-5	1/30	A	L	PHI	82-85	26-20	4/6	A	L	SAC	91-105	38-40
11/26	H	W	CLE	82-72	11-5	1/31	H	L	MIA	70-94	26-21	4/9	H	W	BOS	89-80	39-40
11/29	A	L	NYK	74-79	11-6	2/2	H	L	NJN	70-91	26-22	4/10	A	W	MIL	92-87	40-40
12/2	A	W	ORL	100-91	12-6	2/4	H	L	DAL	104-113	26-23	4/12	H	L	NYK	97-101	40-41
12/3	H	W	ORL	106-91	13-6	2/6	H	W	DET	92-81	27-23	4/14	A	W	WAS	94-78	41-41
12/5	H	L	HOU	74-83	13-7	2/7	A	L	MIL	97-107	27-24						
12/6	A	W	CHI	97-91	14-7	2/11	H	W	NYK	106-98	28-24						
12/8	H	W	MIL	91-85	15-7	2/17	A	W	IND	89-75	29-24						
12/11	A	W	PHO	111-101	16-7	2/18	H	W	WAS	120-98	30-24						
12/12	A	W	GSW	96-85	17-7	2/21	A	L	NJN	84-97	30-25						
12/15	A	L	LAC	80-109	17-8	2/23	A	L	CLE	100-104	30-26						
12/16	A	L	DEN	94-116	17-9	2/25	H	W	LAC	99-93	31-26						
12/18	H	L	SAC	90-101	17-10	2/27	H	W	IND	89-77	32-26						
12/20	H	W	MEM	94-89	18-10	2/28	A	L	MEM	92-97	32-27						
12/23	A	L	CLE	86-97	18-11	3/1	A	L	WAS	106-111*	32-28						
12/26	H	W	ATL	109-79	19-11	3/3	H	W	CHI	100-97*	33-28						
12/29	A	L	DET	99-108	19-12	3/5	H	L	CLE	85-88	33-29						

2002-03 ROSTER & STATS

RECORD: 47-35
WEST: 32-22
EAST: 15-13
DIVISION: 17-11

HOME: 29-12
ROAD: 21-20
OVERTIME: 5-4

Head Coach: Paul Silas, Creighton '64
Assistant Coaches: Brian Hill, Kennedy '69; Stephen Silas, Brown '96; Bob Donewald Jr., Western Michigan '93
Trainer: Terry Kofler, Xavier '76

2001-02 Final Statistics

Player	G	GS	MIN	FG	FGA	PCT	3FG	3FGA	PCT	FT	FTA	PCT	OFF	DEF	TOT	AST	PF	DQ	STL	TO	BLK	PTS	AVG
Jamaal Mashburn	82	81	3321	670	1586	.422	119	306	.389	313	369	.848	66	432	498	462	196	0	83	230	17	1772	21.6
Baron Davis	50	47	1889	332	798	.416	99	283	.350	93	131	.710	56	130	186	320	148	3	91	140	22	856	17.1
David Wesley	73	73	2710	449	1037	.433	134	316	.424	185	237	.781	38	137	175	251	173	0	109	132	9	1217	16.7
PJ Brown	78	78	2609	319	601	.531	0	3	.000	194	232	.836	243	458	701	147	203	3	67	98	80	832	10.7
Jamaal Magloire	82	82	2443	305	635	.480	0	3	.000	231	322	.717	260	464	724	88	276	4	49	158	111	841	10.3
Courtney Alexander	66	7	1360	193	505	.382	19	57	.333	118	146	.808	39	79	118	79	125	0	31	68	6	523	7.9
Elden Campbell	41	1	685	101	247	.409	0	1	.000	93	115	.809	34	108	142	42	102	2	24	42	31	295	7.2
Kenny Anderson (TOT)	61	2	1135	163	382	.427	1	7	.143	45	57	.789	31	101	132	198	106	0	58	75	5	372	6.1
Kenny Anderson (NO)	23	1	446	61	150	.407	1	2	.500	16	22	.727	14	31	45	77	43	0	18	42	4	139	6.0
Robert Pack	28	4	440	52	129	.403	0	5	.000	41	55	.745	11	40	51	81	35	0	25	40	0	145	5.2
George Lynch	81	32	1497	147	359	.409	28	79	.354	41	74	.554	139	214	353	104	136	1	66	52	19	363	4.5
Jerome Moiso	51	1	644	89	171	.520	0	0	--	27	41	.659	59	119	178	22	87	1	19	46	44	205	4.0
Robert Traylor	69	0	851	105	237	.443	1	3	.333	57	88	.648	108	154	262	50	153	1	45	53	37	268	3.9
Stacey Augmon	70	3	862	79	192	.411	0	7	.000	54	72	.750	26	93	119	69	80	0	27	40	9	212	3.0
Randy Livingston	2	0	12	2	4	.500	0	0	--	2	2	1.000	0	0	1	0	0	0	0	0	0	6	3.0
Bryce Drew	13	0	79	8	27	.296	3	7	.429	0	0	--	4	9	13	11	2	0	2	3	0	19	1.5
Kirk Haston	12	0	57	2	17	.118	0	3	.000	2	4	.500	0	7	7	3	10	0	0	7	5	6	0.5
NEW ORLEANS	82	--	19905	2914	6695	.435	404	1075	.376	1467	1910	.768	1097	2475	3572	1807	1769	15	656	1212	394	7699	93.9
OPPONENTS	82	--	19905	2857	6518	.438	338	1001	.338	1474	1925	.766	909	2368	3277	1630	1754	12	646	1196	427	7596	93.8

99

TEAM HISTORY

Brown, PJ																								
6-11 • Forward • Louisiana Tech																								
Acquired along with Jamal Mashburn, Otis Thorpe, Rodney Buford and Tim James from Miami in exchange for Eddie Jones, Anthony Mason, Ricky Davis and Dale Ellis on Aug. 1, 2000...Traded along with J.R. Smith to the Chicago Bulls in exchange for center Tyson Chandler on July 14, 2006.																								
Year	G	GS	Min	FG	FGA	Pct	3P	3PA	Pct	FT	FTA	Pct	Off	Def	Tot	Ast	PF	Dq	Stl	TO	Blk	Pts	Avg	
02-03	78	78	2609	319	601	.531	0	3	.000	194	232	.836	243	458	701	147	203	3	67	98	80	832	10.7	
03-04	80	80	2753	339	712	.476	0	1	.000	158	185	.854	237	453	690	155	203	2	78	101	73	836	10.5	
04-05	82	78	2817	338	758	.446	0	0	--	210	243	.864	266	471	737	178	233	3	74	101	50	886	10.8	
05-06	75	73	2380	269	583	.461	0	0	--	139	168	.827	182	365	547	90	216	2	46	90	50	677	9.0	
Totals	315	309	10559	1265	2654	.477	0	4	.000	701	828	.847	928	1747	2675	570	855	10	265	390	253	3231	10.3	

Brown, Tierre																								
6-2 • Guard • McNeese State																								
Signed to a 10-day contract on Jan. 26, 2004...Waived on Feb. 5, 2004.																								
Year	G	GS	Min	FG	FGA	Pct	3P	3PA	Pct	FT	FTA	Pct	Off	Def	Tot	Ast	PF	Dq	Stl	TO	Blk	Pts	Avg	
03-04	3	0	17	2	4	.500	0	0	.000	2	4	.500	0	1	1	2	1	0	0	7	0	6	2.0	

Butler, Rasual																								
6-7 • Forward • LaSalle																								
Acquired from Miami along with Kirk Snyder (from Utah) in exchange for draft rights to Roberto Duenas in a five-team, 13-player deal that also sent Antoine Walker (from Boston) and Jason Williams, James Posey and Andre Emmitt (from Memphis) to Miami, Eddie Jones (from Miami) and Raul Lopez (from Utah) to Memphis, Greg Ostertag (from Memphis) to Utah, and Curtis Borchardt (from Utah) and Qyntel Woods, the draft rights to Albert Miralles, two second round picks and cash considerations (from Miami) to Boston on Aug. 2, 2005...Was traded to the LA Clippers in exchange for a second-round draft pick in the 2016 on August 12, 2009.																								
Year	G	GS	Min	FG	FGA	Pct	3P	3PA	Pct	FT	FTA	Pct	Off	Def	Tot	Ast	PF	Dq	Stl	TO	Blk	Pts	Avg	
05-06	79	20	1875	257	633	.406	92	242	.380	79	114	.693	51	181	232	40	142	0	33	65	45	685	8.7	
06-07	81	38	2223	314	788	.398	134	363	.369	56	87	.644	42	214	256	63	148	0	40	67	54	818	10.1	
07-08	51	8	875	91	260	.350	44	133	.331	26	31	.839	16	84	100	36	66	1	15	10	21	252	4.9	
08-09	82	74	2089	348	803	.433	140	359	.390	86	110	.782	49	222	271	75	159	1	51	59	61	922	11.2	
Totals	293	140	7587	1010	2484	.407	410	1097	.374	247	342	.722	158	701	859	214	515	2	139	201	181	2677	9.1	

Campbell, Elden																								
7-0 • Center • Clemson																								
Acquired from Miami along with Eddie Jones in exchange for Glen Rice, B.J. Armstrong and J.R. Reid on Mar. 10, 1999...Traded to Seattle in exchange for Kenny Anderson on Feb. 20, 2003.																								
Year	G	GS	Min	FG	FGA	Pct	3P	3PA	Pct	FT	FTA	Pct	Off	Def	Tot	Ast	PF	Dq	Stl	TO	Blk	Pts	Avg	
02-03	41	1	685	101	247	.409	0	1	.000	93	115	.809	34	108	142	42	102	2	24	42	31	295	7.2	
Totals	41	1	685	101	247	.409	0	1	.000	93	115	.809	34	108	142	42	102	2	24	42	31	295	7.2	

Carter, Maurice																								
6-5 • Guard • Louisiana State																								
Signed to a 10-day contract on Mar. 25, 2004...Signed for the remainder of the season on Apr. 4, 2004. Selected by Charlotte in the 2004 NBA Expansion Draft.																								
Year	G	GS	Min	FG	FGA	Pct	3P	3PA	Pct	FT	FTA	Pct	Off	Def	Tot	Ast	PF	Dq	Stl	TO	Blk	Pts	Avg	
03-04	6	0	60	6	21	.286	3	8	.375	5	8	.625	2	6	8	2	5	0	0	3	0	20	3.3	

Chandler, Tyson																								
7-1 • Center • Dominguez HS																								
Acquired from the Chicago Bulls in exchange for PJ Brown and J.R. Smith on July 14, 2006...Traded to Charlotte on July 28, 2009 in exchange for Emeka Okafor.																								
Year	G	GS	Min	FG	FGA	Pct	3P	3PA	Pct	FT	FTA	Pct	Off	Def	Tot	Ast	PF	Dq	Stl	TO	Blk	Pts	Avg	
06-07	73	73	2525	292	468	.624	0	1	.000	106	201	.527	320	584	904	66	244	5	37	126	129	690	9.5	
07-08	79	79	2783	377	605	.623	0	1	.000	175	295	.593	322	606	928	81	243	4	45	136	84	929	11.8	
08-09	45	45	1445	160	283	.566	0	0	--	77	133	.579	163	230	393	22	144	2	15	70	56	397	8.8	
Totals	197	197	6752	829	1356	.611	0	2	.000	358	629	.569	805	1420	2225	169	631	11	97	332	269	2016	10.2	

Childress, Josh																								
6-8 • Forward • Stanford																								
Signed as an unrestricted free agent on November 12, 2013...Placed on waivers on December 13, 2013.																								
Year	G	GS	Min	FG	FGA	Pct	3P	3PA	Pct	FT	FTA	Pct	Off	Def	Tot	Ast	PF	Dq	Stl	TO	Blk	Pts	Avg	
13-14	4	0	24	0	0	.000	0	0	.000	0	0	.000	0	3	3	2	1	0	1	1	0	0	0.0	

Claxton, Speedy																								
5-11 • Guard • Hofstra																								
Acquired from Golden State along with Dale Davis and cash considerations in exchange for Baron Davis on Feb. 24, 2005...Became a free agent following the 2005-06 season.																								
Year	G	GS	Min	FG	FGA	Pct	3P	3PA	Pct	FT	FTA	Pct	Off	Def	Tot	Ast	PF	Dq	Stl	TO	Blk	Pts	Avg	
04-05	16	3	365	41	110	.373	1	9	.111	25	41	.610	5	26	31	88	30	1	22	27	2	108	6.8	
05-06	71	3	2019	304	736	.413	17	63	.270	246	320	.769	39	154	193	339	177	1	108	154	6	871	12.2	
Totals	87	6	2384	345	844	.409	18	72	.250	271	361	.751	44	180	224	427	207	2	130	181	8	979	11.3	

Cole, Norris

6-2 • Guard • Cleveland State

Acquired along with Justin Hamilton and Shawne Williams and cash considerations from Miami as part of a three-team deal that sent John Salmons to Phoenix...Re-signed by New Orleans as a restricted free agent September 17, 2015.

Year	G	GS	Min	FG	FGA	Pct	3P	3PA	Pct	FT	FTA	Pct	Off	Def	Tot	Ast	PF	Dq	Stl	TO	Blk	Pts	Avg
14-15	28		683	112	252	.444	28	74	.378	26	35	.743	1	50	51	90	49	1	15	41	7	278	9.9

Year	G	GS	Min	FG	FGA	Pct	3P	3PA	Pct	FT	FTA	Pct	Off	Def	Tot	Ast	PF	Dq	Stl	TO	Blk	Pts	Avg
10-11	23	10	602	107	203	.527	0	1	.000	58	73	.795	38	56	94	13	71	1	10	27	12	272	11.8
11-12	41	8	998	182	362	.503	0	3	.000	147	184	.799	78	136	214	38	89	0	13	64	12	511	12.5
Totals	64	18	1600	289	565	.512	0	4	.000	205	257	.798	116	192	308	51	160	1	23	91	24	783	12.2

McGuire, Dominic

6-9 • Forward • Fresno State

Signed as a free agent on December 16, 2012...Waived by New Orleans on January 4, 2013.

Year	G	GS	Min	FG	FGA	Pct	3P	3PA	Pct	FT	FTA	Pct	Off	Def	Tot	Ast	PF	Dq	Stl	TO	Blk	Pts	Avg
12-13	9	0	145	9	21	429	0	---	1	2	500	7	21	28	9	13	0	8	5	3	19	2.1	

Onuaku, Arinze

6-9 • Forward • Syracuse

Signed as a free agent on August 22, 2013. Waived by the Pelicans on November 12, 2013

Year	G	GS	Min	FG	FGA	Pct	3P	3PA	Pct	FT	FTA	Pct	Off	Def	Tot	Ast	PF	Dq	Stl	TO	Blk	Pts	Avg
13-14	3	0	25	1	4	25.0	0	0	--	1	2	50.0	2	5	7	3	3	0	0	1	0	3	1.0

Pack, Robert 6-2 • Guard • USC
 Signed to a 10-day contract on Jan. 10, 2003...Signed to a second 10-day contract on Jan. 20, 2003...Signed for the remainder of the season on Jan. 30, 2003...Became a free agent after 2002-03 season.

TEAM HISTORY

Pargo, Jannero																							6-1 • Guard • Arkansas				
Signed as a free agent on August 9, 2006...Re-signed as a free agent on August 8, 2007...Became a free agent after the 2007-08 season.																											
Year	G	GS	Min	FG	FGA	Pct	3P	3PA	Pct	FT	FTA	Pct	Off	Def	Tot	Asst	PF	Dq	Stl	TO	Blk	Pts	Avg				
06-07	82	7	1710	283	692	.409	81	209	.388	104	122	.852	20	160	180	203	121	0	53	122	4	751	9.2				
07-08	80	5	1497	254	652	.390	65	186	.349	71	81	.877	26	104	130	192	123	0	50	93	5	644	8.1				
Totals	162	12	3207	537	1344	.400	146	395	.370	175	203	.862	46	264	310	395	244	0	103	215	9	1395	8.6				

Paul, Chris																	6-0 • Guard • Wake Forest									
Drafted with the fourth overall pick in the first round of the 2005 NBA Draft...Signed an extension on July 9, 2008...Traded to the Los Angeles Clippers with two 2015 second-round picks in exchange for Eric Gordon, Chris Kaman, Al-Farouq Aminu and Minnesota's 2012 unprotected first-round pick on December 14, 2011.																										
Year	G	GS	Min	FG	FGA	Pct	3P	3PA	Pct	FT	FTA	Pct	Off	Def	Tot	Ast	Pf	Dq	Stl	TO	Blk	Pts	Avg			
05-06	78	78	2808	407	947	.430	50	177	.282	394	465	.847	61	339	400	611	218	0	175	183	6	1258	16.1			
06-07	64	64	2353	381	871	.437	50	143	.350	292	357	.818	54	226	280	569	154	0	118	161	3	1104	17.3			
07-08	80	80	3006	630	1291	.488	92	249	.369	332	390	.851	62	259	321	925	185	0	217	201	4	1684	21.1			
08-09	78	78	3002	631	1255	.503	64	176	.364	455	524	.868	69	363	432	861	212	1	216	231	0	1781	22.8			
09-10	45	45	1712	314	637	.493	52	127	.409	161	190	.847	20	171	191	480	118	2	96	112	8	841	18.7			
10-11	80	80	2880	430	928	.463	71	183	.388	337	384	.878	38	289	327	762	196	0	188	177	5	1268	15.9			
Totals	425	425	15761	2793	5929	.471	379	1055	.359	1971	2310	.853	304	1647	1951	4228	1083	3	1010	1065	36	7936	18.7			

Pavlovic, Sasha

6-8 • Guard/Forward • Montenegro

Signed to a 10-day contract on February 4, 2011.

Year	G	GS	Min	FG	FGA	Pct	3P	3PA	Pct	FT	FTA	Pct	Off	Def	Tot	Ast	PF	Dq	Stl	TO	Blk	Pts	Avg
10-11	4	1	50	2	11	.182	0	5	.000	0	0	--	0	6	6	6	4	0	0	1	4	4	1.0

Peterson, Morris																	6-7• Forward/Guard • Michigan St.											
Signed as a free agent on July 23, 2007...Traded to Oklahoma City along with the draft rights to Cole Aldrich in exchange for the draft right to Craig Brackins and Quincy Pondexter on July 8, 2010.																												
Year	G	GS	Min	FG	FGA	Pct	3P	3PA	Pct	FT	FTA	Pct	Off	Def	Tot	Ast	Pf	Dq	Stl	TO	Blk	Pts	Avg					
07-08	76	76	1796	215	516	.417	113	287	.394	65	85	.765	36	170	206	67	125	0	47	41	7	608	8.0					
08-09	43	9	515	73	183	.399	33	85	.388	12	19	.632	13	71	84	16	51	0	15	15	2	191	4.4					
09-10	46	39	973	116	301	.385	62	171	.363	33	54	.611	17	109	126	41	81	0	25	27	5	327	7.1					
Totals	165	124	3283	404	1000	.404	208	543	.383	110	158	.696	66	350	416	124	257	0	87	83	14	1126	6.8					

Pondexter, Quincy

6-6 • Guard/Forward • Washington

Acquired from Oklahoma City with Craig Brackins in exchange for Cole Aldrich and Morris Peterson on June 24, 2010...Traded to Memphis in exchange for Greivis Vasquez on December 24, 2011. Acquired on January 12, 2015 in a three-team trade that sent Austin Rivers to Boston and Russ Smith to Memphis.

Year	G	GS	Min	FG	FGA	Pct	3P	3PA	Pct	FT	FTA	Pct	Off	Def	Tot	Ast	Pf	Dq	Stl	TO	Blk	Pts	Avg
10-11	66	6	734	73	180	.406	18	50	.360	24	34	.706	23	65	88	28	63	0	17	16	10	188	2.8
14-15	45	28	1253	140	312	.449	74	171	.433	50	66	.758	33	105	138	66	103	0	14	41	19	404	9.0
Totals	111	34	1987	213	492	.433	92	221	.416	74	100	.740	56	170	226	94	166	0	31	57	29	592	5.3

Posey, James

6-8 • Forward • Xavier (Ohio)

Signed as a free agent on July 18, 2008...Traded to Indiana along with Darren Collison in a four-team trade on Aug. 11, 2010.

Year	G	GS	Min	FG	FGA	Pct	3P	3PA	Pct	FT	FTA	Pct	Off	Def	Tot	Ast	PF	Dq	Stl	TO	Blk	Pts	Avg
08-09	75	0	2140	216	524	.412	116	314	.369	120	146	.822	38	324	362	82	216	1	58	79	21	668	8.9
09-10	77	2	1731	126	345	.365	81	242	.335	66	80	.825	32	297	329	117	204	1	42	51	19	399	5.2
Totals	152	2	3871	342	869	.394	197	556	.354	186	226	.823	70	621	691	199	420	2	100	130	40	1067	7.0

Rivers, Austin

6-4 • Guard • Duke

Selected in the first round of the 2012 NBA Draft (10th overall pick) on June 28, 2012...Traded to Boston on January 12, 2015 in a three-team deal that sent Quincy Pondexter to New Orleans and Russ Smith to Memphis.

Year	G	GS	Min	FG	FGA	Pct	3P	3PA	Pct	FT	FTA	Pct	Off	Def	Tot	Ast	PF	Dq	Stl	TO	Blk	Pts	Avg
12-13	61	26	1418	145	390	.372	28	86	.326	59	108	.546	16	93	109	127	122	0	26	74	9	377	6.2
13-14	69	4	1339	192	474	.405	36	99	.364	110	173	.636	26	103	129	160	134	0	45	77	9	530	7.7
14-15	35	3	772	86	222	.387	14	50	.280	53	71	.746	12	56	68	87	65	0	18	30	7	239	6.8
Totals	165	33	3529	423	1086	.390	78	235	.332	222	352	.631	54	252	306	374	321	0	89	181	25	1146	6.9

Roberts, Brian

6-1 • Guard • Dayton

Signed as a free agent on August 16, 2012...Became a free agent after the 2013-14 season.

Year	G	GS	Min	FG	FGA	Pct	3P	3PA	Pct	FT	FTA	Pct	Off	Def	Tot	Ast	PF	Dq	Stl	TO	Blk	Pts	Avg
12-13	78	5	1324	213	511	.417	59	153	.386	70	77	.909	17	80	97	219	108	0	37	71	3	555	7.1
13-14	72	42	1667	244	581	.420	64	178	.360	125	133	.940	17	119	136	234	132	2	43	95	7	677	9.4
Totals	150	47	2991	457	1092	.418	123	331	.372	195	210	.929	34	199	233	453	240	2	80	166	10	1232	8.2

||
||
||

ALL-TIME TRANSACTIONS

2002-03	
June 25, 2002	Traded 2002 first round draft pick (17th overall) to Washington for guard Courtney Alexander.
July 30, 2002	Signed guard Baron Davis to a multi-year contract extension.
August 23, 2002	Re-signed forward Robert Traylor to a contract.
September 30, 2002	Re-signed free agent forward Lee Nailon. Signed free agent guard Terrell McIntyre and center Thomas Hamilton.
October 12, 2002	Waived center Thomas Hamilton.
October 23, 2002	Waived forward Lee Nailon and guard Terrell McIntyre.
January 10, 2003	Signed guard Robert Pack to a 10-day contract.
January 20, 2003	Signed guard Robert Pack to a second 10-day contract
January 27, 2003	Signed guard Randy Livingston to a 10-day contract and waived forward Matt Bullard.
January 30, 2003	Signed guard Robert Pack to a contract for the remainder of the season.
February 5, 2003	Released guard Randy Livingston.
February 20, 2003	Traded center Elden Campbell to the Seattle SuperSonics for guard Kenny Anderson.
April 8, 2003	The NBA Board of Governors voted the Hornets would join the Western Conference starting in the 2004-05 season.
2003-04	
May 4, 2003	Head Coach Paul Silas, Assistants Brian Hill, Stephen Silas and Bob Donnewald Jr. were notified that their contracts would not be renewed by the club.
May 7, 2003	Announced General Manager Jeff Bower resignation.
May 28, 2003	Announced the hiring of Allan Bristow as assistant general manager.
June 9, 2003	Hired Tim Floyd as the team's new head coach.
June 11, 2003	Exercised the team option on forward Robert Traylor for the 2003-04 season.
June 19, 2003	Hired former General Manager Jeff Bower as an assistant coach.
June 23, 2003	Hired Jan van Breda Kolff as an assistant coach.
June 25, 2003	Hired Kenny Gattison as an assistant coach.
June 26, 2003	Drafted forward David West of Xavier with the 18th overall selection in the NBA Draft and high school center James Lang in the second round with the 48th overall selection.
	Hired Alvin Gentry as an assistant coach.
June 30, 2003	Named Jack Capella executive vice president/chief operating officer of the organization.
July 3, 2003	Signed first round draft choice (18th overall) forward David West to a contract.
July 11, 2003	Re-signed forward PJ Brown.
July 16, 2003	Signed free agent center Sean Rooks to a contract.
July 21, 2003	Signed free agent guard Darrell Armstrong to a contract.
July 29, 2003	Signed forward George Lynch to a contract extension.
August 4, 2003	Signed second round draft pick James Lang, free agent forward Paul Shirley and free agent guard Kareem Reid to contracts.
September 30, 2003	Hornets waive free agent forward Paul Shirley and free agent guard Kareem Reid.
October 23, 2003	Waived forward Kirk Haston and signed free agent guard Steve Smith.
October 29, 2003	Signed center Jamaal Magloire to a contract extension.
October 30, 2003	Waived forward James Lang.
December 29, 2003	Signed guard Pierre Brown to a 10-day contract.
January 26, 2004	Traded center Sean Rooks to Orlando for guard Shammond Williams.
February 19, 2004	Waived guard Bryce Drew.
March 2, 2004	Signed guard Maurice Carter to a 10-day contract.
March 25, 2004	Signed guard Maurice Carter for the remainder of the season.
April 4, 2004	
2004-05	
May 5, 2004	Announced the retirement of Executive Vice President of Basketball Operations/General Manager Bob Bass.
May 7, 2004	Relieved Tim Floyd of coaching duties.
May 28, 2004	Hired Byron Scott as Head Coach.
June 16, 2004	Claimed guard Alex Garcia off of waivers from the San Antonio Spurs.
June 17, 2004	Promoted Assistant General Manager Allan Bristow to general manager.
June 22, 2004	Announced that Assistant Coach Kenny Gattison would be retained.
June 22, 2004	Named Assistant Coach Jeff Bower as director of player personnel; guard Maurice Carter was selected by the Charlotte Bobcats in the 2004 NBA Expansion Draft.
June 24, 2004	Drafted guard J.R. Smith of St. Benedict's Prep with the 18th overall selection in the 2004 NBA Draft and guard Tim Pickett of Florida State with the 44th overall pick in the second round.
	Named Willis Reed as Vice President of Basketball Operations.
June 29, 2004	Signed first round draft choice (18th overall) forward J.R. Smith to a contract.
July 6, 2004	Signed Toronto forward Morris Peterson to an offer sheet.
July 16, 2004	Signed free agent forward/center Chris Andersen to a contract.
July 19, 2004	Hired Darrell Walker as an assistant coach.
July 21, 2004	

August 3, 2004	Signed free agent forward Rodney Rogers and second round draft choice (44th overall) Tim Pickett to contracts.
August 4, 2004	Hired Jim Cleamons as an assistant coach.
August 18, 2004	Hired Robert Werdann as a scout.
September 29, 2004	Signed free agent center Sean Finn and forwards Tremaine Fowlkes, Britton Johnsen and Nate Williams.
September 30, 2004	Signed free agent guard Junior Harrington and forward Lee Nailon.
October 4, 2004	Signed free agent guard Ray Young.
October 9, 2004	Waived center Sean Finn and guard Ray Young.
October 28, 2004	Waived forwards Tremaine Fowlkes and Nate Williams.
October 31, 2004	Waived forward Britton Johnsen.
November 19, 2004	Signed forward Matt Freije and waived guard Tim Pickett.
December 3, 2004	Traded guard Darrell Armstrong to Dallas in exchange for guard Dan Dickau and a 2005 second round draft pick.
December 4, 2004	Signed forward Corsley Edwards.
December 12, 2004	Signed forward Lonny Baxter.
December 27, 2004	Traded guard David Wesley to Houston in exchange for guard Jim Jackson and forward Bostjan Nachbar and waived guard Alex Garcia and forward Lonnie Baxter.
	Suspended guard/forward Jim Jackson indefinitely for failing to report to the team.
December 29, 2004	Waived forward Corsley Edwards.
January 3, 2005	Signed forward Corsley Edwards to a 10-day contract.
January 5, 2005	Traded guard Jim Jackson and a 2005 second round draft pick to Phoenix in exchange for guard/forward Casey Jacobsen, forward/center Maciej Lampe and forward/center Jackson Vroman; waived guard Junior Harrington and forward Matt Freije.
January 21, 2005	Signed guard Junior Harrington to a 10-day contract.
	Traded forward Jamal Mashburn and Rodney Rogers to Philadelphia for forward Glenn Robinson; traded guard Baron Davis to Golden State for guard Speedy Claxton, center Dale Davis and cash considerations.
	Waived center Dale Davis and forward Glenn Robinson.
January 28, 2005	
February 24, 2005	
March 1, 2005	
2005-06	
May 19, 2005	Exercised the team option on Jackson Vroman through the 2005-06 season.
June 29, 2005	Drafted guard Chris Paul from Wake Forest with the fourth overall pick in the NBA Draft. Selected Brandon Bass from LSU with the 33rd overall pick in the second round.
	Signed first round draft choice (fourth overall) guard Chris Paul to a contract.
July 5, 2005	Re-signed free agent forward Bostjan Nachbar to a contract; signed free agent guard Arvydas Macijauskas to a contract;
August 2, 2005	Traded the rights to center Roberto Duenas to Miami in exchange for Rasual Butler from Miami and Kirk Snyder from Utah in a five-team, 13-player deal that also sent Antoine Walker (from Boston) and Jason Williams, James Posey and Andre Emmitt (from Memphis) to Miami, Eddie Jones (from Miami) and Raul Lopez (from Utah) to Memphis, Greg Ostertag (from Memphis) to Utah, and Curtis Borchardt (from Utah) and Qyntel Woods, the draft rights to Albert Miralles, two second round draft picks and cash considerations (from Miami) to Boston.
	Re-signed free agent forward Chris Andersen to a contract.
August 3, 2005	Announced the temporary relocation of the team to Oklahoma City, OK for the 2005-06 season.
September 19, 2005	Signed second round draft choice (33rd overall) forward Brandon Bass to a contract.
September 30, 2005	Traded guard Dan Dickau to the Boston Celtics for a second round pick in the 2006 NBA Draft.
October 1, 2005	Announced the resignation of General Manager Allan Bristow.
October 1, 2005	Announced the promotion of Jeff Bower to General Manager from Director of Player Personnel.
October 1, 2005	Hired David Miller as an assistant coach.
October 1, 2005	Signed free agents Sean Banks, Troy Bell and Alex Garcia.
October 18, 2005	Waived guard Troy Bell.
October 26, 2005	Traded center Jamaal Magloire to the Milwaukee Bucks for forward Desmond Mason, an unconditional first round pick in the 2006 NBA Draft and cash considerations.
	Waived guard Alex Garcia.
October 27, 2005	Waived forward George Lynch.
October 28, 2005	Assigned forward Sean Banks to the Tulsa 66ers of the NBADL.
November 17, 2005	Announced that the team would play three games at the New Orleans Arena (3/8 vs. LAL, 3/18 vs. DEN, 3/21 vs. LAC); waived forward Sean Banks.
January 5, 2006	NBA announced that forward Chris Andersen had been dismissed and disqualified from the NBA for violating the terms of the Anti-Drug Program.
January 27, 2006	NBA announced that the team will remain in Oklahoma City for 35 games in the 2006-07 season and that it will play its other six home games in New Orleans; traded two second round draft picks (2006 and 2009) to the Toronto Raptors for forward Aaron Williams.
January 31, 2006	Acquired center Steven Hunter and cash considerations from Philadelphia in exchange for second round picks in 2006 and 2007.
February 1, 2006	Announced that the Steven Hunter trade had been rescinded.
February 7, 2006	Traded center Maciej Lampe to the Houston Rockets for guard Moochie Norris and cash considerations.
February 13, 2006	Traded forward Bostjan Nachbar to the New Jersey Nets for center Marc Jackson and forward Linton Johnson III.
February 23, 2006	Assigned forward Brandon Bass to the Tulsa 66ers of the NBADL.
March 24, 2006	Recalled forward Brandon Bass from the Tulsa 66ers.
March 29, 2006	Waived forward/center Jackson Vroman and signed forward Marcus Fizer to a 10-day contract.
March 31, 2006	Signed forward Marcus Fizer for the remainder of the 2005-06 season.
April 10, 2006	

TEAM HISTORY

2006-07	
June 13, 2006	Exercised the team option on forward Brandon Bass through the 2006-07 season.
June 27, 2006	Announced that the contract of Head Coach Byron Scott had been extended through the 2008-09 season.
June 28, 2006	Drafted center Hilton Armstrong from Connecticut with the 12th overall pick and forward/center Cedric Simmons from North Carolina State with the 15th overall pick in the NBA Draft. Selected Marcus Vinicius of Brazil with the 43rd overall pick in
the second round.	
July 5, 2006	Signed first round draft picks Hilton Armstrong and Cedric Simmons to contracts; waived guard Moochie Norris.
July 12, 2006	Acquired forward Peja Stojakovic and cash considerations from the Indiana Pacers in exchange for the draft rights to
Andrew Betts. Waived guard Arvydas Macijauskas.	
July 14, 2006	Acquired center Tyson Chandler from the Chicago Bulls in exchange for forward PJ Brown and guard J.R. Smith. Traded
(the Hornets to receive the higher second round slot between the two teams in the 2008 NBA Draft).	guard Kirk Snyder to the Houston Rockets in exchange for cash considerations and a conditional 2008 second round pick
July 19, 2006	Signed free agent guard Bobby Jackson and re-signed forward Rasual Butler.
August 9, 2006	Signed free agent guard Jannero Pargo.
August 25, 2006	Announced that the contract of General Manager Jeff Bower had been extended through the 2010-11 season. Announced
that the contracts of Assistant Coaches Darrell Walker, Kenny Gattison and David Miller had been extended through the	2006-07 season.
2007-08	
June 12, 2007	Hired Charlie Parker as assistant coach.
June 28, 2007	Drafted forward Julian Wright from Kansas with the 13th overall pick and guard Adam Haluska from Iowa with the 43rd
overall pick in the second round.	
July 2, 2007	Hired Paul Pressey as assistant coach.
July 7, 2007	Signed first round draft pick Julian Wright and second round pick Adam Haluska to contracts.
July 23, 2007	Signed free agent guard Morris Peterson.
July 24, 2007	Announced Gary Chouest as a minority owner.
August 8, 2007	Re-signed guard Jannero Pargo.
September 13, 2007	Signed free agent forward/center Melvin Ely.
September 29, 2007	Acquired David Wesley from the Cleveland Cavaliers in exhcange for Cedric Simmons.
February 21, 2008	Acquired Bonzi Wells, Mike James and cash considerations (from Houston) in a three-team trade that sent Bobby Jackson,
	Adam Haluska, a 2008 second-round draft pick (from New Orleans) and the rights to Sergei Lishouk (from Memphis) to
Houston, and forward Marcus Vinicius, the rights to Malick Badiane and cash considerations (from Houston) to Memphis.	
March 5, 2008	Signed forward/center Chris Andersen.
2008-09	
May 28, 2008	Signed head coach Byron Scott to a contract extension.
June 26, 2008	Drafted forward Darrell Arthur from Kansas with the 27th overall pick then traded Arthur's draft rights to Portland for cash
considerations.	
July 9, 2008	Signed guard Chris Paul to a contract extension.
July 23, 2008	Signed guard/forward James Posey.
August 22, 2008	Signed guard/forward Devin Brown.
August 26, 2008	Signed forward/center Sean Marks.
October 25, 2008	Hornets exercise fourth-year option on Hilton Armstrong and third-year option on Julian Wright.
2009-10	
June 5, 2009	Announced that assistant coach Kenny Gattison will not return to the team.
June 25, 2009	Drafted guard Darren Collison from UCLA with the 21st overall pick and acquired the draft rights to Marcus Thornton of
LSU (43rd pick) from the Miami Heat for two future second round picks.	
July 8, 2009	Signed draft picks Darren Collison and Marcus Thornton.
July 13, 2009	Named Rob Werdann assistant coach.
July 27, 2009	Signed free agent forward/center Ike Diogu.
July 28, 2009	Acquired center Emeke Okafor of the Charlotte Bobcats in exchange for center Tyson Chandler.
August 6, 2009	Named Robert Pack assistant coach.
August 12, 2009	Acquired a future second round pick from the Los Angeles Clippers in exchange for Rasual Butler.
August 27, 2009	Re-signed forward/center Sean Marks.
September 9, 2009	Acquired Bobby Brown and Darius Songaila from the Minnesota Timberwolves in exchange for Antonio Daniels and a 2014
	second round draft pick.
September 28, 2009	Signed Larry Owens and Earl Barron to training camp contracts.
October 21, 2009	Waived Larry Owens and Earl Barron.
October 26, 2009	Exercised fourth-year option on Julian Wright.
November 12, 2009	Byron Scott relieved of head coaching duties; Jeff Bower named Head Coach; Tim Floyd added as Lead Assistant Coach.
January 11, 2010	Acquired conditional second round draft pick in 2016 from Sacramento in exchange for Hilton Armstrong.
January 25, 2010	Acquired Aaron Gray in exchange for Devin Brown.
January 26, 2010	Acquired conditional second round draft pick in 2014 from L.A. Clippers for Bobby Brown.
February 5, 2010	Signed Jason Hart to 10-day contract.
April 20, 2010	Jeff Bower steps down as head coach and resumes sole focus on General Manager duties.
2010-11	

June 7, 2010
June 30, 2010
July 8, 2010
July 13, 2010
July 27, 2010
August 4, 2010
August 11, 2010
August 11, 2010
August 11, 2010
August 11, 2010
August 31, 2010
September 7, 2010
September 17, 2010
September 20, 2010
September 23, 2010
September 24, 2010
October 5, 2010
October 15, 2010
October 18, 2010
October 20, 2010
October 23, 2010
October 24, 2010
November 13, 2010
November 19, 2010
January 4, 2011
February 4, 2011
February 23, 2011
March 9, 2011
March 26, 2010
April 5, 2011
2011-12
June 23, 2011
June 27, 2011
June 30, 2011
July 7, 2011
August 2, 2011
December 9, 2011
December 13, 2011
December 13, 2011
December 14, 2011
December 17, 2011
December 19, 2011
December 23, 2011
December 24, 2011
December 31, 2011
January 4, 2012
January 27, 2012
February 6, 2012
February 7, 2012
February 8, 2012
February 15, 2012
February 16, 2012
February 20, 2012
February 27, 2012

Monty Williams named Head Coach
Michael Malone, Bryan Gates and James Borrego named Assistant Coaches.
Acquired draft rights to Craig Brackins and Quincy Pondexter from Oklahoma City in exchange for the draft rights to Cole
Aldrich and Morris Peterson.
General Manager Jeff Bower resigns.
Dell Demps named General Manager.
Randy Ayers and Fred Vinson named Assistant Coaches; Michael Malone named Lead Assistant Coach
Tim Connelly hired as Assistant General Manager and Gerald Madkins hired as Vice President of Player Personnel today.
Acquired Trevor Ariza from the Houston Rockets in a trade that sent James Posey and Darren Collison from New Orleans
to Indiana, Courtney Lee from New Jersey to Houston and Troy Murphy from Indiana to New Jersey.
Acquired Marco Belinelli from Toronto in exchange for Julian Wright.
Mark Cranston named Head Athletic Trainer, Carlos Daniel named Strength Coach and Adam Tatalovich named Video
Coordinator.
Signed free agent Mustafa Shakur.
Signed free agents D.J. Strawberry and Darryl Watkins; announced hiring of scouts David Booth, John Cardido and
Terrance "Doc" Martin.
Signed free agent Joe Alexander.
Acquired Willie Green and Jason Smith from Philadelphia in exchange for Darius Songaila and Craig Brackin
Signed free agents Jannero Pargo and Pops Mensah-Bonsu.
Released Jannero Pargo.
Signed free agent D.J. Mbenga.
Acquired Curtis Jerrells, waived Mustafa Shakur and Darryl Watkins.
Waived D.J. Strawberry.
Acquired Jerryd Bayless from the Portland Trail Blazers in exchange for a conditional first round pick.
Waived Curtis Jerrells.
Waived Joe Alexander.
Traded Jerryd Bayless and Peja Stojakovic to Toronto in exchange for Jarrett Jack, Marcus Banks and David Andersen.
Waived Pops Mensah-Bonsu.
Signed Sasha Pavlovic to a 10-day contract.
Acquired Carl Landry from the Sacramento Kings for Marcus Thornton and cash considerations.
Signed Jerel McNeal to a 10-day contract.
Signed Patrick Ewing Jr. to a 10-day contract.
Signed Patrick Ewing Jr. for the remainder of season.
Trade the rights to forward/center Jonathan Harrelson (45th overall pick in the 2011 NBA Draft) to the New York Knicks for
financial considerations.
Forward David West declines player option for the 2011-12 season and becomes a free agent.; center Aaron Gray declines
player option for the 2011-12 season and becomes a free agent.
Extend qualifying offer to guard Marco Belinelli for the 2011-12 season.
Reigning NBA D-League champion Iowa Energy named new Hornets D-League affiliate.
Dave Hanners named assistant coach, Randy Ayers promoted to lead assistant.
Hornets sign nine free agents (Brian Butch, Justin Dentmon, Jerome Dyson, Moses Ehambe, Caridell Johnson, Trey
Johnson, DaJuan Summers, Trey Johnson and Terrico White) to traininc camp roster.
Guard Marco Belinelli signs qualifying offer.
Waive forward Patrick Ewing Jr.
Acquire forward Al-Farouq Aminu, guard Eric Gordon, center Chris Kaman and the more favorable of the 2012 first round
picks between the Los Angeles Clippers and MinnesotaTimberwolves from the Clippers in exchange for guard Chris Paul
and two 2015 2nd round picks.
Re-sign free agent forward Carl Landry and forward/center Jason Smith...waive guards Justin Dentmon, Terrico White
and Moses Ehambe.
Waive forward David Andersen.
Sign forward/center Gustavo Ayon...waive center Brian Butch.
Acquire guard Greivis Vasquez from the Memphis Grizzlies for forward Quincy Pondexter...waive guard
Jerome Dyson.
Waive forward Lance Thomas.
Acquire guard Xavier Henry from the Memphis Grizzlies as part of a three-team trade in exchange for a 2013
2nd round pick.
Waive guard Trey Johnson.
Sign forward Lance Thomas to a 10-day contract.
Waive guard Caridell "Squeaky" Johnson and forward DaJuan Summers.
Sign guard Donald Sloan to a 10-day contract.
Sign forward Solomon Jones to a 10-day contract.
Sign forward Lance Thomas to a second 10-day contract.
Sign guard Donald Sloan to a second 10-day contract.
Sign forward Lance Thomas for the remainder of the season; sign center Solomon Jones to a second 10-day
contract.

TEAM HISTORY

TEAM HISTORY

March 9, 2012	Sign center Jeff Foote to a 10-day contract.
March 18, 2012	Assign guard Xavier Henry to the Iowa Energy of the NBA Developmental League.
March 19, 2012	Recall guard Xavier Henry from the Iowa Energy of the NBA Developmental League.
March 20, 2012	Claim center Chris Johnson off waivers.
April 10, 2012	Sign guard Jerome Dyson to a 10-day contract.
April 18, 2012	Sign center Darryl Watkins for the remainder of the season; waive center Chris Johnson.
April 20, 2012	Sign guard Jerome Dyson for the remainder of the season.
2012-13	
June 15, 2012	Tom Benson's purchase of the franchise is approved by the NBA's Board of Governors.
June 20, 2012	Acquire forward Rashard Lewis and the 46th pick in the 2012 NBA Draft from the Washington Wizards in exchange for center Emeka Okafor and forward Trevor Ariza.
June 28, 2012	Extend qualifying offer to guard Eric Gordon, making him a restricted free agent.
June 28, 2012	Draft forward Anthony Davis from Kentucky with the first overall pick in the 2012 NBA Draft, guard Austin Rivers from Duke with the 10th pick and forward Darius Miller from Kentucky 46th overall.
June 30, 2012	Waive forward Rashard Lewis.
July 11, 2012	Acquire forward Ryan Anderson from the Orlando Magic in exchange for forward/center Gustavo Ayon; acquire forward/center Edin Bavic from the Philadelphia 76ers in a three-way deal that sent guard Jarrett Jack to the Golden State Warriors and center Darryl Watkins to the 76ers, while forward Dorell Wright went from Golden State to Philadelphia.
July 13, 2012	Acquire center Brad Miller, the Brooklyn Nets' 2013 second round pick and the Minnesota Timberwolves' 2016 second round pick from Minnesota in exchange for the New Orleans' protected second round pick in 2017.
July 14, 2012	Match the Phoenix Suns' offer to restricted free agent guard Eric Gordon.
July 24, 2012	Sign 2012 draft picks forward Anthony Davis and guard Austin Rivers.
July 27, 2012	Acquire center Robin Lopez, forward Hakim Warrick and cash considerations from the Phoenix Suns in exchange for guard Jerome Dyson and center Brad Miller, with two second round picks (acquired in the July 13 trade) going to Minnesota as part of the three-team deal that sent forward Wesley Johnson and a first round pick from Minnesota to Phoenix.
August 4, 2012	Sign guard Roger Mason, Jr.
August 16, 2012	Sign guard Brian Roberts.
August 19, 2012	Sign Head Coach Monty Williams to a contract extension.
September 6, 2012	Sign second round pick Darius Miller.
October 1, 2012	Sign free agents Solomon Alabi, Dominique Morrison and Chris Wright for training camp roster.
October 8, 2012	Waive training camp invitee Domanique Morrison.
October 24, 2012	Waive training camp invitees Solomon Alabi and Chris Wright.
November 13, 2012	Acquire guard Matt Carroll from the Charlotte Bobcats in exchange for forward Hakim Warrick.
November 20, 2012	Waive guard Matt Carroll.
December 16, 2012	Sign forward Dominic McGuire
January 4, 2013	Waive forward Dominic McGuire
January 7, 2013	Sign guard Donald Sloan to 10-day contract.
March 3, 2013	Sign forward/center Henry Sims to 10-day contract.
March 8, 2013	Sign guard Terrel Harris to 10-day contract.
March 12, 2013	Sign center Lou Amundson for the remainder of the season.
March 18, 2013	Sign guard Terrel Harris to second 10-day contract.
March 28, 2013	Sign guard Terrel Harris for the remainder of the season.
2013-14	
June 27, 2013	Draft Nerlens Noel from Kentucky.
July 10, 2013	Waive forward Lance Thomas; Renounce rights to Louis Amundson, Xavier Henry and Roger Mason, Jr.; Sign free agents Al-Farouq Aminu and Greg Stiemsma; Acquire Tyreke Evans (from Sacramento) and drafts rights to Jeff Withey (from Portland) in a three team trade that sent Robin Lopez and Terrel Harris (from New Orleans) to Portland, and Greivis Vasquez (from New Orleans), a 2016 second round pick, a future second round pick and cash considerations (from Portland) to Sacramento.
July 12, 2013	Acquired Jrue Holiday and the draft rights to Pierre Jackson from Philadelphia in exchange for the draft rights to Nerlens Noel and a 2014 first round pick.
July 18, 2013	Sign free agent Anthony Morrow.
July 30, 2013	Sign center Jeff Withey to a contract.
August 22, 2013	Sign forwards Lance Thomas and Arinze Onuaku to contracts.
November 12, 2013	Sign forwards Josh Childress and Lou Amundson, waive forwards Lance Thomas and Arinze Onuaku.
December 11, 2013	Waive forward Josh Childress.
December 20, 2013	Sign center Alexis Ajinca.
December 31, 2013	Waive Lou Amundson.
January 21, 2014	Acquire guard Tyshawn Taylor from the Brooklyn Nets in exchange for the draft rights to Edin Bavic.
January 23, 2014	Waive Tyshawn Taylor.
February 4, 2014	Sign forward Luke Babbitt.
April 11, 2014	Sign forward James Southerland.
April 14, 2014	Sign forward Melvin Ely, Waive center Greg Stiemsma.

TEAM HISTORY

2014-15	
June 28, 2014	Acquire the draft rights to guard Russ Smith from the Philadelphia 76ers in exchange for the rights to guard Pierre Jackson.
July 11, 2014	Acquire forward Alonzo Gee from Cleveland in exchange for future draft considerations.
July 13, 2014	Acquire guard Scotty Hopson from Charlotte in exchange for cash considerations.
July 15, 2014	Acquire center Omer Asik, forward Omri Casspi and cash considerations from Houston in a three-team trade that sent forward Alonzo Gee, guard Scotty Hopson and a 2015 protected first-round draft pick to Houston and center Melvin Ely to the Washington Wizards, while forward Trevor Ariza went from Washington to Houston.
July 22, 2014	Sign free agent guard Jimmer Fredette.
July 23, 2014	Waive forward Omri Casspi.
July 24, 2014	Sign forward Patric Young.
July 26, 2014	Re-sign free agent forward Darius Miller.
August 26, 2014	Sign free agent forward John Salmons.
September 26, 2014	Sign guard Dionte Christmas, forward Kevin Jones, and center Vernon Macklin.
October 1, 2014	Sign guard D.J. Stephens.
October 9, 2014	Waive center Vernon Macklin.
October 17, 2014	Waive guard Dionte Christmas.
October 24, 2014	Waive forward Kevin Jones and guard D.J. Stephens.
October 24, 2014	Exercise fourth year option on forward Anthony Davis.
November 30, 2014	Waive forward Darius Miller and forward Patric Young.
December 4, 2014	Sign forward Dante Cunningham.
December 5, 2014	Sign guard Gal Mekel.
December 19, 2014	Waive guard Gal Mekel.
January 12, 2015	Acquire guard/forward Quincy Pondexter from Memphis in a three-team trade that sent guard Austin Rivers to Boston and guard Russ Smith to Memphis.
January 14, 2015	Sign guard Nate Wolters to a 10-day contract.
January 24, 2015	Sign guard Nate Wolters to a second 10-day contract.
February 4, 2015	Sign guard Toney Douglas to a 10-day contract.
February 18, 2015	Sign guard Toney Douglas to second 10-day contract.
February 19, 2015	Waive guard Toney Douglas; Acquire guard Norris Cole, center Justin Hamilton, and forward Shawne Williams from Miami as part of a three team trade that sent forward John Salmons to Phoenix; Acquire guard Ish Smith, rights to forward Latavious Williams, cash and draft considerations from Oklahoma City in exchange for draft considerations. Waive guard Ish Smith.
February 22, 2015	Waive forward Shawne Williams.
March 3, 2015	Waive center Justin Hamilton.
March 4, 2015	Sign guard Elliot Williams to a 10-day contract.
March 14, 2015	Sign guard Elliot Williams to a second 10-day contract.
March 24, 2015	Re-sign guard Toney Douglas.
May 12, 2015	Monty Williams relieved of his duties as Head Coach.
May 30, 2015	Alvin Gentry named Head Coach.
2015-16	
June 25, 2015	Draft forward Branden Dawson (Michigan State) with 56th overall pick, trade the rights of Branden Dawson to the Los Angeles Clippers for Cash Considerations.
July 9, 2015	Sign forward Anthony Davis to contract extension, re-sign forward Dante Cunningham and centers Alexis Ajinca and Omer Asik to contracts.
July 16, 2015	Sign guard Alonzo Gee.
July 20, 2015	Re-sign forward Luke Babbitt.
July 28, 2015	Sign center Kendrick Perkins.
July 31, 2015	Waive guard Toney Douglas.
August 20, 2015	Sign guard Bryce Dejean-Jones.
September 10, 2015	Sign guard Sean Kilpatrick.
September 17, 2015	Re-sign guard Norris Cole.
September 23, 2015	Sign forward Jeff Adrien, guard/forward Chris Douglas-Roberts and guard Corey Webster.

Draft History

Year	Round	Player (Overall pick)	College
2002	No selections made		
2003	First	David West (18)	Xavier
	Second	James Lang (48)	Central Park Christian School (HS)
2004	First	J.R. Smith (18)	St. Benedict's Prep (HS)
	Second	Tim Pickett (44)	Florida State
2005	First	Chris Paul (4)	Wake Forest
	Second	Brandon Bass (33)	LSU
2006	First	Hilton Armstrong (12)	Connecticut
	First	Cedric Simmons (15)	North Carolina State
	Second	Marcus Vinicius (43)	Brazil
2007	First	Julian Wright (13)	Kansas
	Second	Adam Haluska (43)	Iowa
2008	First	Darrell Arthur (27)*	Kansas
2009	First	Darren Collison (21)	UCLA
	Second	Marcus Thornton (43)**	LSU
2010	First	Cole Aldrich (11)***	Kansas
2011	Second	Josh Harrellson (45)****	Kentucky
2012	First	Anthony Davis (1)	Kentucky
	First	Austin Rivers (10)	Duke
	Second	Darius Miller (46)	Kentucky
2013	First	Nerlens Noel (6)*****	Kentucky
2014	No selections made		
2015	Second	Branden Dawson*****	Michigan State

* Traded to the Portland Trail Blazers in exchange for cash
** Acquired from the Miami Heat for second round picks in the 2010 and 2012 NBA Drafts
*** Traded to Oklahoma City along with Morris Peterson in exchange for draft rights to Craig Brackins and Quincy Pondexter
**** Traded to New York for financial considerations
***** Traded to Philadelphia in exchange for Jrue Holiday and draft rights to Pierre Jackson
***** Traded to Los Angeles Clippers for financial considerations

Award Winners

All-NBA Team			
Jamal Mashburn	Third Team	2002-03	
Baron Davis	Third Team	2003-04	
Chris Paul	First Team	2007-08	
Chris Paul	Second Team	2008-09	
Chris Paul	Third Team	2010-11	
Anthony Davis	First Team	2014-15	

NBA All-Defensive Team

Chris Paul	Second Team	2007-08
Chris Paul	First Team	2008-09
Anthony Davis	Second Team	2014-15

NBA Rookie of the Year (Eddie Gottlieb Trophy)
Chris Paul (T-Mobile NBA Rookie of the Year) 2005-06

NBA Sportsmanship Award (Joe Dumars Trophy)
PJ Brown 2003-04

NBA All-Rookie Team			
Chris Paul	First Team	2005-06	
Darren Collison	First Team	2009-10	
Marcus Thornton	Second Team	2009-10	
Anthony Davis	First Team	2012-13	

NBA Player of the Month			
Jamal Mashburn	February	2003	
Baron Davis	November	2003	
Jamaal Magloire	April	2004	
Chris Paul	December	2007	
Chris Paul	March	2008	
Chris Paul	November	2008	
Chris Paul	March	2009	
Chris Paul	January	2010	

NBA Coach Of The Month			
Paul Silas	April	2003	
Byron Scott	January	2008	
Byron Scott	December	2008	
Monty Williams	January	2011	

NBA Rookie of the Month			
J.R. Smith	Jan., Feb., March	2004-05	
Chris Paul	Nov.-Apr.	2005-06	
Darren Collison	February	2009-10	

NBA All-Rookie First Team
Anthony Davis 2012-13

NBA Player of the Week			
Baron Davis	28-Oct-03 through 2-Nov-03		
Jamaal Magloire	5-April-04 through 11-April-04		
Chris Paul	30-Jan-06 through 5-Feb-06		
Chris Paul	24-Dec-07 through 30-Dec-07		
Chris Paul	17-Mar-08 through 23-Mar-08		
Chris Paul	28-Oct-08 through 2-Nov-08		
Chris Paul	15-Dec-08 through 21-Dec-08		
Chris Paul	12-Jan-09 through 18-Jan-09		
David West	23-Feb-09 through 1-Mar-09		
Chris Paul	16-Mar-09 through 22-Mar-09		
Chris Paul	1-Nov-10 through 7-Nov-10		
Greivis Vasquez	24-Dec-12 through 30-Dec-12		
Anthony Davis	9-Mar-15 through 15-Mar-15		

NBA Coach of the Year
Byron Scott 2007-08

All-Star Weekend

All-Star Game Appearances																			
Date	Site	Player	Role	Min	FG	FGA	3P	3PA	FT	FTM	OFF	DEF	TOT	AST	ST	BLK	PTS		
9-Feb-03	Atlanta	Jamal Mashburn	Reserve	14	4	7	2	2	0	0	0	4	4	2	2	0	10		
15-Feb-04	Los Angeles	Baron Davis	Reserve	16	3	9	1	6	0	0	0	0	0	7	1	0	7		
15-Feb-04	Los Angeles	Jamaal Magloire	Reserve	21	9	16	0	0	1	2	3	5	8	0	1	1	19		
17-Feb-08	New Orleans	Chris Paul	Reserve	27	7	14	2	6	0	0	2	1	3	14	4	0	16		
17-Feb-08	New Orleans	David West	Reserve	16	3	6	0	0	0	0	2	2	4	1	0	0	6		
15-Feb-09	Phoenix	Chris Paul	Starter	29	7	14	0	1	0	0	1	6	7	14	3	0	14		
15-Feb-09	Phoenix	David West	Reserve	14	3	5	0	0	0	0	1	2	3	0	1	0	6		
14-Feb-10	Dallas	Chris Paul	Reserve																
20-Feb-11	Los Angeles	Chris Paul	Starter	29	3	7	2	3	2	2	1	3	4	7	5	0	10		
16-Feb-14	New Orleans	Anthony Davis	Reserve	10	5	6	0	0	0	0	0	1	1	0	2	0	10		
15-Feb-15	New York	Anthony Davis	Starter																

Rookie Challenge (Rookies vs. Sophomores)																			
Date	Site	Player	Role	Min	FG	FGA	3P	3PA	FT	FTM	OFF	DEF	TOT	AST	ST	BLK	PTS		
17-Feb-06	Houston	Chris Paul	Starter	28	3	8	0	3	2	2	0	4	4	11	5	0	8		
16-Feb-07	Las Vegas	Chris Paul	Starter	25	7	10	1	2	1	2	0	3	3	17	9	0	16		

BBVA Rising Stars Challenge																			
Date	Site	Player	Role	Min	FG	FGA	3P	3PA	FT	FTM	OFF	DEF	TOT	AST	ST	BLK	PTS		
15-Feb-13	Houston	Anthony Davis	Starter	20	5	8	1	2	0	0	1	8	9	1	1	2	11		
14-Feb-14	New Orleans	Anthony Davis	Starter	28	8	14	0	0	0	0	2	6	8	4	3	2	16		

Three-Point Shootout

Date	Site	Player	Result
9-Feb-03	Atlanta	David Wesley	Eliminated in first round – fifth place
16-Feb-08	New Orleans	Peja Stojakovic	Eliminated in first round – fourth place
16-Feb-13	Houston	Ryan Anderson	Eliminated in first round – third place

Slam Dunk Contest

Date	Site	Player	Result
19-Feb-05	Denver	Chris Andersen	Eliminated in first round – fourth place
19-Feb-05	Denver	J.R. Smith	Eliminated in first round – third place

Skills Challenge

Date	Site	Player	Result
15-Feb-04	Los Angeles	Baron Davis	First place
18-Feb-06	Houston	Chris Paul	Third place
17-Feb-07	Las Vegas	Chris Paul	Fourth place
16-Feb-08	New Orleans	Chris Paul	Second place

TEAM HISTORY

All-Time Collegiate Roster

Alabama-Birmingham.....	Cardell Johnson	Stacey Augmon	
Arkansas.....	Jannero Pargo	George Lynch	
Arizona.....	Jerryd Bayless	Shammond Williams	
.....	Sean Rooks	North Carolina State.....	Cedric Simmons
Arizona State.....	Ike Diogu	Notre Dame.....	Matt Carroll
Baylor.....	David Wesley	Ohio State.....	Jim Jackson
Ball State.....	Bonzi Wells	Oklahoma State.....	Terrel Harris
Blinn J.C. (TX).....	Chris Andersen	Desmond Mason
Bowling Green.....	Antonio Daniels	Pittsburgh.....	Aaron Gray
Brigham Young.....	Jimmer Fredette	Purdue.....	Carl Landry
California.....	Ryan Anderson	Glenn Robinson
.....	Sean Marks	South Dakota State.....	Nate Wolters
Cal-State Fullerton.....	Bobby Brown	South Florida.....	Solomon Jones
Clemson.....	Elden Campbell	Stanford.....	Josh Childress
.....	Dale Davis	Casey Jacobsen
Central Connecticut State.....	Corsley Edwards	Robin Lopez
Central Michigan.....	Chris Kaman	Syracuse.....	Jason Hart
Cleveland State.....	Norris Cole	Arinze Onuaku
Colorado State.....	Jason Smith	James Southerland
Connecticut.....	Hilton Armstrong	Hakim Warrick
.....	Jerome Dyson	Darryl Watkins
.....	Emeka Okafor	Temple.....	Marc Jackson
Cornell.....	Jeff Foote	Texas A&M.....	Donald Sloan
Creighton.....	Anthony Tolliver	Texas Christian.....	Lee Nailon
Dayton.....	Brian Roberts	Texas-San Antonio.....	Devin Brown
Detroit.....	Willie Green	Tulane.....	Linton Johnson
Duke.....	Austin Rivers	UCLA.....	Trevor Ariza
.....	Lance Thomas	Darren Collison
Duquesne.....	Mike James	Baron Davis
Fayetteville State.....	Darrell Armstrong	Jrue Holiday
Florida.....	Patric Young	Jerome Moiso
Florida State.....	Tim Pickett	USC.....	Robert Pack
.....	Toney Douglas	Valparaiso.....	Bryce Drew
Fresno State.....	Courtney Alexander	Vanderbilt.....	Matt Freije
.....	Melvin Ely	Villanova.....	Dante Cunningham
.....	Dominic McGuire	Virginia.....	Roger Mason, Jr.
George Washington.....	Pops Mensah-Bonsu	Wake Forest.....	Al-Farouq Aminu
Georgetown.....	Patrick Ewing Jr.	Chris Paul
.....	Henry Sims	Rodney Rogers
.....	Dajuan Summers	Darius Songaila
Georgia Tech.....	Kenny Anderson	Washington.....	Quincy Pondexter
.....	Jarrett Jack	West Florida.....	Moochie Norris
.....	Anthony Morrow	Wichita State.....	Gal Mekel
Gonzaga.....	Dan Dickau	Wingate.....	Junior Harrington
Hofstra.....	Speedy Claxton	Wisconsin.....	Greg Stiemsma
Hofstra.....	Speedy Claxton	Xavier (Ohio).....	James Posey
Indiana.....	Eric Gordon	David West
.....	Kirk Haston	Aaron Williams
Iowa.....	Ryan Bowen	No College.....	Alexis Ajinca
.....	Matt Bullard	Omer Asik
Iowa State.....	Marcus Fizer	David Andersen
.....	Jackson Vroman	Gustavo Ayon
Jackson State.....	Trey Johnson	Marco Belinelli
Kansas.....	Xavier Henry	Tyson Chandler
.....	Jeff Withey	Alex Garcia
.....	Julian Wright	Maciej Lampe
Kentucky.....	Anthony Davis	James Lang
.....	Jamaal Magloire	Rashard Lewis
.....	Jamal Mashburn	Arvydas Macijauskas
.....	Darius Miller	DJ Mbenga
La Salle.....	Rasual Butler	Bostjan Nachbar
Louisiana State.....	Brandon Bass	Sasha Pavlovic
.....	Maurice Carter	J.R. Smith
.....	Chris Johnson	Peja Stojakovic
.....	Randy Livingston	Marcus Vinicius
.....	Marcus Thornton
Louisiana Tech.....	PJ Brown
Louisville.....	Russ Smith	146 players representing 80 colleges and universities.
Maryland.....	Lonnie Baxter	17 players did not attend college.
.....	Greivis Vasquez
McNeese State.....	Tierre Brown
Memphis.....	Sean Banks
.....	Tyreke Evans
.....	Elliot Williams
Miami.....	John Salmons
Michigan.....	Robert Traylor
Michigan State.....	Morris Peterson
.....	Steve Smith
Minnesota.....	Bobby Jackson
Nevada.....	Luke Babbitt
.....	Kirk Snyder
Nevada-Las Vegas.....	Louis Amundson

146 players representing 80 colleges and universities.
17 players did not attend college.

TEAM HISTORY

All-Time Numerical Roster

0	Al-Farouq Aminu	10	Eric Gordon	25	Moochie Norris
			Bostjan Nachbar		Austin Rivers
1	Trevor Ariza	11	David Andersen	28	D.J. Mbenga
	Baron Davis		Jerome Dyson		
	Ike Diogu		Jason Hart		
	Tyrece Evans		Jrue Holiday	30	Norris Cole
	Kirk Snyder		Marcus Vinicius		David West
	Hakim Warrick		Shammond Williams		
2	Stacey Augmon			31	Glenn Robinson
	Darren Collison				James Southerland
	Dan Dickau	12	Alexis Ajinca*		Darryl Watkins
	Jarrett Jack		Chris Andersen		
	Darius Miller		Kenny Anderson		
	Jannero Pargo		Hilton Armstrong	32	Courtney Alexander
	Elliot Williams		Terrel Harris		Sean Banks
			Trey Johnson		Jerryd Bayless
			Donald Sloan		Jimmer Fredette
3	Darrell Armstrong				Casey Jacobsen
	Omer Asik	14	Robert Pack		Julian Wright
	Lonny Baxter		Jason Smith		
	Randy Livingston				
	Anthony Morrow	15	Gustavo Ayon	33	Ryan Anderson
	Chris Paul		Maciej Lampe		Brandon Bass
			Robin Lopez		Melvin Ely*
			John Salmons		Willie Green
4	Melvin Ely*				Lee Nailon
	Xavier Henry				
	Sean Marks	16	Toney Douglas	34	Dale Davis
	Jackson Vroman		Peja Stojakovic		Corsley Edwards
	David Wesley				Aaron Gray
	Nate Wolters	17	Louis Amundson		Greg Stiemsma
	Patric Young		Bryce Drew		Robert Traylor
					Aaron Williams
5	Elden Campbell	18	Solomon Jones		
	Maurice Carter			35	Matt Freije
	Speedy Claxton				Kirk Haston
	Mike James	20	Alex Garcia		Chris Kaman
	Cardell Johnson		Chris Johnson		
	Dominic McGuire		Quincy Pondexter		
	Marcus Thornton		Henry Sims	40	Ryan Bowen
	Jeff Withey	21	Marcus Fizer	41	James Posey
			Jamaal Magloire		
6	Bobby Brown		Arinze Onuaku	42	Alexis Ajinca*
	Tierre Brown		Greivis Vasquez		PJ Brown
	Tyson Chandler				Lance Thomas
	Junior Harrington	22	Patrick Ewing Jr.		
	Roger Mason, Jr.		Tim Pickett	43	Linton Johnson
	Jerome Moiso		Brian Roberts		
	Arvydas Macijauskas		Cedric Simmons	44	Dante Cunningham
	Sasha Pavlovic		Dajuan Summers		Marc Jackson
					Pops Mensah-Bonsu
8	Luke Babbitt	23	Devin Brown	45	Rasual Butler
	Marco Belinelli		Anthony Davis		Sean Rooks
	Josh Childress		J.R. Smith		
	Bobby Jackson				
	Steve Smith	24	Carl Landry	50	Matt Bullard
			Jamal Mashburn		Antonio Daniels
9	George Lynch		Desmond Mason		Emeka Okafor
	Morris Peterson*		Gal Mekel		
	Russ Smith		Morris Peterson*	54	Jeff Foote
	Darius Songaila		Bonzi Wells		James Lang
					Rodney Rogers

38 numbers worn by 142 players.
Three players wore more than one number (*).
Number seven has been retired to honor the legacy of New Orleans Jazz great "Pistol" Pete Maravich.

TEAM HISTORY

Franchise Firsts

New Orleans
First Game: vs. Utah, 10/30/02
First Win: 100-75 vs. Utah, 10/30/02
First Loss: 84-79 at Chicago, 11/1/02
First Road Win: at New York (97-91 OT Win), 11/10/02
First Overtime Game: at New York (97-91 Win), 11/10/02
First Overtime Win: at New York (97-91 Win), 11/10/02
First Starting Lineup: F-Jamal Mashburn, F-PJ Brown, C-Jamaal Magloire, G-Baron Davis, G-David Wesley
First Point: PJ Brown vs. Utah, 10/30/02 (13' jumper)
First Field Goal Attempt: Baron Davis vs. Utah, 10/30/02 (miss)
First Field Goal Made: PJ Brown vs. Utah, 10/30/02 (13' jumper)
First Free Throw Made: PJ Brown vs. Utah, 10/30/02
First Three-Point FG Attempt: Baron Davis vs. Utah, 10/30/02
First Three-Point FG Made: Baron Davis vs. Utah, 10/30/02
First Rebound: Jamal Mashburn vs. Utah, 10/30/02
First Assist: Jamal Mashburn vs. Utah, 10/30/02
First Steal: Baron Davis vs. Utah, 10/30/02
First Blocked Shot: Robert Traylor vs. Utah, 10/30/02
First 20-Plus Pts Game: 21 by Baron Davis vs. Utah, 10/30/02
First 30-Plus Pts Game: 35 by Jamal Mashburn vs. Miami, 11/2/02
First 40-Plus Pts Game: 50 by Jamal Mashburn vs. Memphis, 2/21/03
First 10-Plus Reb Game: 10 by PJ Brown vs. Miami, 11/2/02
First 20-Plus Reb Game: 20 by Jamaal Magloire vs. Indiana, 2/12/03
First 10-Plus Asst Game: 10 by Baron Davis vs. Utah, 10/30/02
First 20-Point-20 Rebound Game: 23 points, 21 rebounds by Jamaal Magloire at Toronto, 3/7/2004
First 20-Plus Asst Game: 21 by Chris Paul at Los Angeles Lakers, 11/6/2008

All-Time Attendance Totals

Season	Regular Season			NBA Playoffs		
	Games	Attendance	Average	Games	Attendance	Average
2002-03	41	641,683	15,651	3	52,133	17,378
2003-04	41	587,613	14,332	3	47,557	15,852
2004-05	41	583,070	14,221	-	-	-
2005-06*	41	744,920	18,169	-	-	-
2006-07^	41	731,165	17,833	-	-	-
2007-08	41	581,432	14,181	7	126,009	18,001
2008-09	41	695,727	16,968	2	34,725	17,363
2009-10	41	620,366	15,131	-	-	-
2010-11	41	603,088	14,709	3	54,372	18,124
2011-12	33	498,618	15,110	-	-	-
2012-13	41	565,930	13,803	-	-	-
2013-14	41	672,029	16,391	-	-	-
2014-15	41	683,757	16,677	2	36,887	18,444
Totals	525	8,209,388	15,636	20	351,663	17,584

* Played home games at four sites: Oklahoma City (Ford Center, 36 games) - Avg. 18,717, New Orleans, LA (New Orleans Arena, three games) - Avg. 17,485, Baton Rouge, LA (Pete Maravich Assembly Center, one game) - 7,302, Norman, OK (Lloyd Noble Center, one game) - 11,343
^ Played home games at two sites: Oklahoma City (Ford Center, 35 games) - Avg. 17,951, New Orleans, LA (New Orleans Arena, six games) - Avg. 17,129

TEAM HISTORY

All-Time Preseason Results

Date	Opponent	W/L	Score	Site
10/4/2014	at Miami	W	98-86	KFC Yum! Center, Louisville, Ky.
10/6/2014	at Atlanta	L	87-93	Phillips Arena, Atlanta, Ga.
10/8/2014	Washington	L	89-94	Veterans Memorial Arena, Jacksonville, Fl.
10/14/2014	Houston	W	117-98	Smoothie King Center, New Orleans, La.
10/16/2014	Oklahoma City	W	120-86	Smoothie King Center, New Orleans, La.
10/20/2014	at Washington	W	88-84	Baltimore Arena, Baltimore, Md.
10/23/2014	Dallas	W	88-85	CenturyLink Center, Bossier City, La.
10/5/2013	at Houston	W	116-115	Toyota Center, Houston, Tx.
10/7/2013	at Dallas	W	94-92	American Airlines Center, Dallas, Tx.
10/9/2013	at Orlando	W	99-95	Veterans Memorial Arena, Jacksonville, Fl.
10/13/2013	Atlanta	W	105-73	Mississippi Coast Coliseum, Biloxi, Ms.
10/17/2013	at Oklahoma City	W	105-102	BOK Center, Tulsa, Ok.
10/19/2013	Washington	W	93-89	Rupp Arena, Lexington, Ky.
10/23/2013	Miami	L	95-108	New Orleans Arena, New Orleans, La.
10/25/2013	at Orlando	W	101-82	New Orleans Arena, New Orleans, La.
10/7/2012	Orlando	W	85-80	Mexico City Arena, Mexico City, Mx.
10/9/2012	Charlotte	W	97-82	New Orleans Arena, New Orleans, La.
10/11/2012	at Charlotte	W	90-87	North Charleston Coliseum, Charleston, S.C.
10/12/2012	at Houston	L	75-95	Toyota Center, Houston, Texas
10/18/2012	at Atlanta	L	68-97	Phillips Arena, Atlanta, Ga.
10/22/2012	at Dallas	L	74-87	American Airlines Center, Dallas, Texas
10/24/2012	Houston	L	90-97	New Orleans Arena, New Orleans, La.
10/26/2012	at Miami	W	96-89	American Airlines Arena, Miami, Fl.
12/16/2011	at Memphis	W	97-90	FedEx Forum, Memphis, Tn.
12/21/2011	Memphis	W	95-80	New Orleans Arena, New Orleans, La.
10/9/2010	Memphis	L	90-97	New Orleans Arena, New Orleans, La.
10/10/2010	at Orlando	L	81-135	Amway Center, Orlando, Fla.
10/13/2010	Miami	W	90-76	New Orleans Arena, New Orleans, La.
10/15/2010	at Indiana	L	98-101	Conseco Fieldhouse, Indianapolis, Ind.
10/16/2010	Atlanta	L	74-84	Health Alliance Cen., Johnson City, Tenn.
10/18/2010	at Memphis	L	91-96	FedEx Forum, Memphis, Tenn.
10/20/2010	at Charlotte	L	98-105	Time Warner Cble Arena, Charlotte, N.C.
10/21/2010	at Oklahoma City	L	86-101	Okla. City Arena, Oklahoma City, Okla.
10/7/2009	Atlanta	L	102-108	Phillips Arena, Atlanta, Ga.
10/8/2009	Charlotte	L	101-108	Greensboro Coliseum, Greensboro, N.C.
10/10/2009	Oklahoma City	W	88-79	New Orleans Arena, New Orleans, La.
10/13/2009	vs. Orlando	L	86-121	Charles Koch Arena, Withita, Kansas
10/15/2009	at Miami	L	81-97	Sprint Center, Kansas City, Mo.
10/17/2009	vs. Indiana	W	108-96	New Orleans Arena, New Orleans, La.
10/22/2009	at Golden State	L	92-126	ORACLE Arena, Oakland, Calif.
10/23/2009	at L.A. Clippers	L	88-91	STAPLES Center, Los Angeles, Calif.
10/5/2008	Golden State	W	106-103	New Orleans Arena, New Orleans, La.
10/8/2008	at Indiana	W	105-71	Indiana Fairgrounds, Indianapolis, Ind.
10/10/2008	at San Antonio	W	89-84	AT&T Center, San Antonio, Texas
10/14/2008	Washington	W	96-80	O2 World, Berlin, Germany
10/17/2008	Washington	W	102-80	Palau Sant Jordi, Barcelona, Spain
10/21/2008	Indiana	W	101-96	New Orleans Arena, New Orleans, La.
10/23/2008	Miami	W	100-80	USA Mitchell Center, Mobile, Ala.
10/9/2007	Houston	W	94-92	Ford Center, Oklahoma City, Okla.
10/10/2007	at Indiana	L	96-101	Conseco Fieldhouse, Indianapolis, Ind.
10/13/2007	at Phoenix	W	111-106	US Airways Center, Phoenix, Ariz.
10/15/2007	Indiana	L	104-117	New Orleans Arena, New Orleans, La.
10/19/2007	Miami	W	92-85	Mississippi Coast Coliseum, Biloxi, Miss.
10/21/2007	at Dallas	L	97-103	American Airlines Center, Dallas, Texas
10/24/2007	Atlanta	L	98-107	New Orleans Arena, New Orleans, La.
10/26/2007	at Charlotte	W	111-100	Joel Coliseum, Winston-Salem, N.C.
10/10/2006	vs. Dallas	W	84-81	Ford Center, Oklahoma City, Okla.
10/13/2006	vs. Orlando	L	100-85	Ford Center, Oklahoma City, Okla.
10/17/2006	at Miami	L	109-105	American Airlines Arena, Miami, Fla.
10/19/2006	vs. Golden State	L	112-103	STAPLES Center, Los Angeles, Calif.
10/20/2006	at L.A. Lakers	L	113-106	STAPLES Center, Los Angeles, Calif.
10/22/2006	at Sacramento	L	117-93	Lawler Events Center, Reno, Nv.
10/24/2006	at Sacramento	W	84-81	ARCO Arena, Sacramento, Calif.
10/13/2005	at Denver	W	100-90	Pepsi Center, Denver, Colo.
10/15/2005	at Orlando	L	83-101	St. Petersburg Forum, St. Petersburg, Fla.
10/18/2005	Atlanta	L	94-97	ALLTEL Arena, Little Rock, Ark.
10/20/2005	San Antonio	L	90-97	CenturyTel Center, Bossier City, La.
10/23/2005	Denver	L	93-97	Ford Center, Oklahoma City, Okla.
10/25/2005	Miami	W	111-91	Maravich Assembly Center, Baton Rouge, La.
10/27/2005	Houston	W	89-88	Ford Center, Oklahoma City, Okla.
10/28/2005	at Atlanta	L	90-104	Columbus Civic Center, Columbus, Ga.
10/13/2004	Dallas	W	94-87	New Orleans Arena, New Orleans, La.
10/15/2004	at Chicago	L	100-103	United Center, Chicago, Ill.
10/16/2004	L.A. Clippers	W	105-95	Cajundome, Lafayette, La.
10/19/2004	Philadelphia	W	92-89	New Orleans Arena, New Orleans, La.
10/21/2004	Orlando	L	91-92	Mississippi Coast Coliseum, Biloxi, Miss.
10/23/2004	at Sacramento	L	87-92	ARCO Arena, Sacramento, Calif.
10/24/2004	at L.A. Clippers	L	93-97	STAPLES Center, Los Angeles, Calif.
10/8/2003	Orlando	W	105-98	Maravich Assembly Center, Baton Rouge, La.

TEAM HISTORY

10/11/2003	at Dallas	L	99-110	American Airlines Center, Dallas, Texas
10/12/2003	at Houston	W	89-71	Toyota Center, Houston, Texas
10/14/2003	at Orlando	W	89-84	TD Waterhouse Centre, Orlando, Fla.
10/16/2003	Chicago	L	101-91	New Orleans Arena, New Orleans, La.
10/18/2003	Washington	W	87-85	New Orleans Arena, New Orleans, La.
10/20/2003	Philadelphia	W	102-85	Ted Constant Convocation Center, Norfolk, Va.
10/22/2003	at San Antonio	L	79-103	SBC Center, San Antonio, Texas
10/9/2002	at Indiana	L	74-95	Conseco Fieldhouse, Indianapolis, Ind.
10/10/2002	at Indiana	W	95-93	Roberts Stadium, Evansville, Ind.
10/12/2002	San Antonio	L	76-93	Mississippi Coast Coliseum, Biloxi, Miss.
10/15/2002	at Orlando	L	90-103	TD Waterhouse Centre, Orlando, Fla.
10/17/2002	Washington	L	78-88	New Orleans Arena, New Orleans, La.
10/19/2002	Washington	W	99-92	Greensboro Coliseum, Greensboro, N.C.
10/22/2002	Atlanta	L	87-85	New Orleans Arena, New Orleans, La.
10/25/2002	at Atlanta	L	69-90	Philips Arena, Atlanta, Ga.

All-Time Preseason Records

Year-by-Year Preseason Records

Year	Overall	Home	NBA Road	Neutral*
2014-15	5-2	2-0	0-1	3-1
2013-14	7-1	0-1	3-0	4-0
2012-13	4-4	1-1	1-3	2-0
2011-12	2-0	1-0	1-0	0-0
2010-11	1-7	1-1	0-5	0-1
2009-10	2-6	2-0	0-3	0-3
2008-09	7-0	2-0	1-0	4-0
2007-08	4-4	0-2	1-2	3-0
2006-07	2-5	1-1	1-2	0-2
2005-06	3-5	1-1	1-2	1-2
2004-05	3-5	2-0	0-4	1-1
2003-04	5-3	1-1	2-2	2-0
2002-03	2-6	0-2	0-3	2-1
Totals	47-48	14-10	11-27	22-11

*Denotes game played in non-NBA venue



TEAM HIGHS

Most Points

Season	8270	110.9	2007-08
Game	139	vs. MIN	14-Nov-14
1st Half	80	vs. MIN	14-Nov-14
2nd Half	74	at MIN	9-Apr-08
1st Quarter	43	vs. MIN	14-Nov-14
2nd Quarter	43	vs. POR	14-Jan-05
3rd Quarter	41	at MIN	9-Apr-08
4th Quarter	47	vs. LAL	9-Nov-04
		at ATL	21-Mar-14
Overtime	20	at TOR	2-Apr-06

Most Field Goals Made

Season	3178		2009-10
Game	56	vs. MIN	14-Nov-14
Half	35	vs. MIN (1st)	14-Nov-14
Quarter	18	vs. MIN (1st)	14-Nov-14
Overtime	10	at CHI (3OT)	2-Dec-13

Most Field Goals Attempted

Season	6842		2009-10
Game	114	at PHX (2OT)	6-Feb-08
Game (reg)	103	at MEM	13-Feb-07
Half	56	vs. SAS (2nd)	9-Jan-04
Quarter	33	vs. ATL (3rd)	29-Oct-03
Overtime	26	at CHI (3OT)	2-Dec-13

Highest Field Goal Percentage

Season	.466	(3164-6796)	2007-08
Game	.667	vs. MIN	14-Nov-14
Half	.721	vs. MIN (1st)	14-Nov-14
Quarter	.875	at MEM (3rd)	30-Jan-10
Overtime	1.000	at HOU (4-4)	14-Jan-11

Most Three-Point Field Goals Made

Season	630	(630-1621)	2007-08
Game	15	vs. ATL	5-Mar-08
		vs. TOR	6-Feb-09
		at LAC	26-Nov-12
		vs. MIN	14-Nov-14
Half	12	vs. LAC (2nd)	25-Jan-08
Quarter	9	vs. POR (2nd)	14-Jan-05

Most Three-Point Field Goals Attempted

Season	1666	(531-1666)	2003-04
Game	32	at TOR	14-Dec-08
		vs. TOR	6-Feb-09
		at LAL	20-Feb-09
Half	19	Done several times	9-Feb-09
		most recently: at MEM	
Quarter	16	vs. SA (4th)	9-Jan-04

Highest Three-Point Field Goal Percentage

Season	.389	(630-1621)	2007-08
Game	.800	vs. SAS (12-15)	22-Jan-11

Most Free Throws Made

Season	1649	(1649-2176)	2005-06
Game	46	vs. TOR (46-60) (OT)	21-Mar-04
Game (reg)	42	vs. MIA (42-46)	10-Mar-04
Half	34	vs. TOR (34-42) (2nd)	21-Mar-04
Quarter	20	vs. TOR (3rd)	21-Mar-04

Most Free Throws Attempted

Season	2176	(1649-2176)	2005-06
Game	60	vs. TOR (46-60) (OT)	21-Mar-04
Game (reg)	45	at DEN (35-45)	2-Apr-14
Half	42	vs. TOR (34-42) (2nd)	21-Mar-04
Quarter	24	vs. TOR (20-24) (3rd)	21-Mar-04

Highest Free Throw Percentage

Season	.807	(1479-1833)	2008-09
Game	1.000	Several times;	18-Mar-13
		most recently: vs. GSW (13-13)	

Most Rebounds

Season	3572		2002-03
Game	71	vs. MIL (2OT)	8-Feb-07
Game (reg)	60	at SAC	1-Jan-12
Half	36	at SAC (1st)	1-Jan-12
		vs. MIA (2nd)	10-Mar-04
		vs. MIA (4th)	10-Mar-04
Quarter	24	vs. MIL	8-Feb-07
Overtime	16		

Most Offensive Rebounds

Season	1097		2002-03
Game	31	vs. MIL (2OT)	8-Feb-07
Game (reg)	26	vs. SEA	20-Dec-91
Half	17	vs. SAS (2nd)	9-Jan-04
		at BOS (1st)	19-Nov-03
Quarter	11	vs. SAS (4th)	9-Jan-04

Most Defensive Rebounds

Season	2621		2014-15
Game	48	at GSW (3OT)	23-Nov-04
Game (reg)	46	vs. SAC	1-Nov-05
Half	27	at DEN (2nd)	29-Dec-06
Quarter	18	vs. MIA (4th)	10-Mar-04

Most Assists

Season	1828		2009-10
Game	38	vs. GSW	8-Mar-10
Half	21	at ATL (1st)	5-Mar-08
Quarter	13	at GSW (1st)	4-Jan-08
		vs. PHX (3rd)	27-Feb-08
Overtime	6	at CHI (3OT)	2-Dec-13

Most Steals

Season	708		2003-04
Game	18	vs. ATL	29-Oct-03
		at NJN	10-Dec-04
Half	12	at ATL (1st)	5-Apr-05
		vs. ATL (2nd)	29-Oct-03
Quarter	9	vs. WAS (4th)	1-Mar-04
		at ATL (2nd)	5-Apr-05

Most Personal Fouls

Season	1883		2004-05
Game	35	at SAC	3-Mar-14
Half	24	vs. MIN (2nd)	13-Jan-12
Quarter	15	vs. DEN (4th)	27-Feb-05
		vs. MIN (4th)	13-Jan-12

Most Turnovers

Season	1228		2003-04
Game	33	at WAS	12-Dec-04
Half	19	at WAS (1st)	12-Dec-04
Quarter	12	at WAS (1st)	12-Dec-04
		at LAL (1st)	12-Nov-06

Most Blocked Shots

Season	523		2013-14
Game	18	vs. CHA	2-Nov-13
Half	10	vs. PHI (1st)	16-Nov-13
		vs. CHI (2nd)	1-Feb-14
Quarter	7	vs. SAC (3rd)	26-Jan-07

TEAM LOWS

Fewest Points

Season	7252	(88.4)	2004-05
Game (reg)	62	vs. PHI	7-Nov-12
Game (OT)	74	vs. TOR	15-Jan-04
1st Half	23	at PHI	12-Dec-10
2nd Half	16	at LAC	1-Mar-06
1st Quarter	9	at LAC	21-Dec-04
2nd Quarter	7	at CHA	7-Nov-08
3rd Quarter	7	vs. IND	22-Dec-12
4th Quarter	4	at HOU	26-Apr-12
Overtime	4	Several times	

Fewest Field Goals Made

Season	2718		2004-05
Game	21	at WAS	12-Dec-04
Half	5	at LAC (2nd)	1-Mar-06
Quarter	1	at HOU (4th)	26-Apr-12
		at LAC (4th)	1-Mar-06
Overtime	1	Several times	

Fewest Field Goals Attempted

Season	6366		2008-09
Game	59	vs. LAC	22-Mar-12

Lowest Field Goal Percentage

Season	.415	(2718-6556)	2004-05
Game	.289	vs. PHX	30-Dec-11
Half	.143	at PHI (1st)	12-Dec-10
Quarter	.048	at PHI (1st)	12-Dec-10
Overtime	.158	at MIL	6-Feb-07

Fewest Three-Point Field Goals Made

Season	300	(300-885)	2005-06
Game	0	Several times	1-Jan-12
		most recently: at SAC	

Fewest Three-Point Field Goals Attempted

Season	885	(300-885)	2005-06
Game	3	vs. BOS	7-Dec-05
		vs. CHI	8-Feb-12

Lowest Three-Point Field Goal Percentage

Season	.312	(134-430)	1988-89
Game	.000	Several times;	
		most without a make:	
		15 at SAC	1-Jan-12
		most recently: at SAC	1-Jan-12

Fewest Free Throws Made

Season	1269	(1269-1636)	2012-13
Game	2	vs. PHO (2-2)	17-Nov-04
Half	0	Several times	14-Dec-12
		most recently: vs. MIN	

Fewest Free Throws Attempted

Season	1636	(1269-1636)	2012-13
Game	2	vs. PHO (2-2)	17-Nov-04

Lowest Free Throw Percentage

Season	.740	(1436-1941)	2006-07
Game	.333	vs. ATL (4-12)	1-Jan-13

Fewest Rebounds

Season	2715		2008-09
Game	23	at UTA	27-Mar-06

Fewest Offensive Rebounds

Season	802		2008-09
Game	2	Several Times	
		most recently: vs. CHI	12-Feb-11

Fewest Defensive Rebounds

Season	2281		2004-05
Game	17	Done several times	4-Apr-06
		most recently: at DET	

Fewest Assists

Season	1519		2005-06
Game	4	at PHI	12-Dec-10

Fewest Steals

Season	520		2012-13
Game	1	vs. HOU	25-Mar-07
		vs. ORL	4-Mar-13

Fewest Personal Fouls

Season	1530		2014-15
Game	9	vs. GSW	21-Mar-12
		vs. HOU	25-Mar-07

Fewest Turnovers

Season	974		2007-08
Game	4	at MIN	17-Nov-07

Fewest Blocked Shots

Season	300		2009-10
Game	0	Several times	
		most recently: at LAL	29-Jan-13

OPPONENT TEAM HIGHS

Most Points

Season	8422		2009-10
Game (reg)	137	at DEN	2-Apr-14
1st Half	75	at PHX	11-Nov-09
2nd Half	75	at GSW	17-Mar-10
1st Quarter	41	vs. UTA	5-Apr-09
2nd Quarter	39	Several times most recently: vs. BOS	16-Mar-14
3rd Quarter	42	at DAL	11-Jan-14
4th Quarter	43	at GSW	17-Mar-10
Overtime	29	at GSW	23-Nov-04

Most Field Goals Made

Season	3250		2009-10
Game	54	at DAL	11-Nov-03
Half	30	at DAL (1st)	28-Feb-10
		at SAS (1st)	6-Apr-12
Quarter	19	vs. UTA (1st)	5-Apr-09

Most Field Goals Attempted

Season	6814		2014-15
Game	113	at TOR (2OT)	2-Apr-06
Half	56	at ORL (1st)	15-Mar-03
		vs. MIL (1st)	8-Dec-03
Quarter	30	vs. MIL (2nd)	8-Dec-03
		at MIL (2nd)	17-Nov-12

Highest Field Goal Percentage

Season	.483		2009-10
Game	.629	vs. SAS	23-Dec-06
Half	.700	vs. GSW	8-Mar-10
Quarter	.857	vs. CHI	6-Nov-03

Most Three-Point Field Goals Made

Season	632	(632-1688)	2012-13
Game	20	at PHO (20-34)	17-Apr-06
Half	12	vs. DEN (2nd)	14-Mar-11
		at PHO (2nd)	17-Apr-06
		vs. POR (1st)	14-Jan-05
Quarter	9	at GS (4th)	17-Mar-10
		at HOU (2nd)	6-Mar-08

Most Three-Point Field Goals Attempted

Season	1688	(632-1688)	2012-13
Game	37	at LAC (18-37)	26-Nov-12
Half	23	at LAC (2nd)	26-Nov-12
Quarter	16	at NYK (4th)	1-Dec-13

Most Free Throws Made

Season	1,644		2004-05
Game	39	at DAL	11-Jan-14
Half	25	vs. GSW (2nd)	19-Jan-13
Quarter	18	at CLE (4th)	20-Feb-13

Most Free Throws Attempted

Season	2,176		2013-14
Game	48	at HOU	12-Apr-15
Half	31	at CLE (2nd)	20-Feb-13
		at SAC (2nd)	23-Dec-13
Quarter	25	at HOU (4th)	12-Apr-15

Highest Free Throw Percentage

Season	.775	(1644-2122)	2004-05
Game	1.000	Several times;	7-Feb-11
most without a miss: 25 vs. MIN			

Most Rebounds

Season	3,456		2009-10
Game	65	at LAL	22-Dec-04
Half	35	vs. ATL (1st)	29-Oct-03
		at MEM (2nd)	9-Feb-09
Quarter	21	vs. TOR (4th)	19-Mar-14
Overtime	14	at GSW (3OT)	23-Nov-04

Most Offensive Rebounds

Season	972		2003-04
Game	23	at MEM	30-Jan-10
Half	16	at BOS (2nd)	3-Jan-10
Quarter	12	at DET (4th)	17-Jan-09

Most Defensive Rebounds

Season	2,586		2009-10
Game	48	vs. ATL	29-Oct-03
Half	27	vs. ATL (1st)	29-Oct-03
		at PHI (1st)	12-Dec-10
Quarter	16	Several times most recently: at OKC	11-Apr-14

Most Assists

Season	1,925		2009-10
Game	40	at DAL	11-Nov-03
Half	23	vs. IND (1st)	28-Feb-10
Quarter	15	at DAL	11-Nov-03

Most Steals

Season	648		2012-13
Game	20	at WAS	12-Dec-04
Half	11	at SAC (1st)	6-Apr-04
Quarter	7	Several times most recently: at HOU	12-Apr-14

Most Personal Fouls

Season	1,910		2005-06
Game	33	vs. MIA	10-Mar-04
Half	21	vs. LAL (2nd)	29-Mar-10
		vs. UTA (2nd)	28-Mar-14
Quarter	14	vs. UTA (4th)	28-Mar-14

Most Turnovers

Season	1,282		2003-04
Game	27	at NJN	10-Dec-04
		vs. DEN	9-Mar-14
Half	19	vs. ATL (2nd)	29-Oct-03
Quarter	13	vs. ATL (3rd)	29-Oct-03

Most Blocked Shots

Season	504		2013-14
Game	17	vs. DAL	22-Feb-13
Half	10	at DEN (1st)	2-Apr-14
Quarter	7	at DEN (2nd)	2-Apr-14
Game	291	at ATL (23-79)	21-Jan-11
Game	8	at LAC	14-Dec-05

OPPONENT TEAM LOWS

Fewest Points

Season	7526		2002-03
Game	59	at ATL	21-Jan-11
1st Half	26	vs. POR	13-Feb-13
2nd Half	24	at HOU	19-Jan-12
1st Quarter	11	Several times most recently: vs. IND	22-Dec-12
2nd Quarter	9	vs. BOS	19-Mar-07
3rd Quarter	7	at HOU	29-Dec-02
4th Quarter	7	at HOU	13-Feb-12
Overtime	2	vs. NYK	31-Mar-07

Fewest Field Goals Made

Season	2,305		2011-12
Game	23	at ATL	21-Jan-11
		at CHA	16-Apr-12

Fewest Field Goals Attempted

Season	5,188		2011-12
Game	60	vs. NJN	12-Mar-06

Lowest Field Goal Percentage

Season	.438	(2,857-6,518)	2002-03
Game	.291	at ATL (23-79)	21-Jan-11

Fewest Free Throws Made

Season	1,129		2011-12
Game	3	vs. UTA	8-Apr-08
		vs. PHI	7-Nov-12

Fewest Free Throws Attempted

Season	1,487		2011-12
Game	5	vs. UTA	8-Apr-08
		vs. PHI	7-Nov-12

Lowest Free Throw Percentage

Season	.750	()	2003-04
Game	.333	vs. ORL (4-12)	3-Dec-03

Fewest Rebounds

Season	3,226		2010-11, 2012-13
Game	22	vs. MEM	31-Mar-06

Fewest Offensive Rebounds

Season	731		2011-12
Game	2	Several times most recently: at SAS	21-Dec-12

Fewest Defensive Rebounds

Season	1,910		2011-12
Game	17	Several times most recently: at LAC	26-Mar-12

Fewest Assists

Season	1,397		2011-12
Game	8	at LAC	14-Dec-05

Fewest Personal Fouls

Season	1,235		2011-12
Game	10	Several times most recently: vs. POR	10-Mar-13

Fewest Steals

Season	470		2007-08
Game	0	Several times most recently: vs. NYK	10-Feb-06

Fewest Turnovers

Season	915		2011-12
Game	4	at IND	27-Mar-98
		vs. LAL	5-Feb-11

Fewest Blocked Shots

Season	290		2008-09
Game	0	Several Times most recently: vs. LAC	22-Mar-12

INDIVIDUAL HIGHS

OPPONENT INDIVIDUAL HIGHS

Points				
Season	1781	Chris Paul	(22.8)	2008-09
Game	50	Jamal Mashburn	vs. MEM (OT)	21-Feb-03
Game (reg)	44	David West	at HOU	29-Dec-09
Half	30	David West	(2nd) at HOU	29-Dec-08
Quarter	23	Marcus Thornton	(2nd) at CLE	23-Feb-10
Overtime	12	Janero Pargo	at PHX	6-Feb-08

Most Field Goals Made				
Season	670	Jamal Mashburn	(670-1586)	2002-03
Game	18	Chris Paul	at PHO (2OT)	6-Feb-08
		David West	at HOU	29-Dec-09
Half	11	Several times	vs. OKC (2nd)	14-Apr-14
		most recently: Tyreke Evans		
Quarter	10	Marcus Thornton	at CLE (2nd)	23-Feb-10

Most Field Goals Attempted				
Season	1586	Jamal Mashburn	(670-1586)	2002-03
Game	33	Jamal Mashburn	vs. MEM (OT)	21-Feb-03
		Chris Paul	at PHO (2OT)	6-Feb-08
Game (reg)	31	Jamal Mashburn	at DET	22-Feb-03
Half	20	Jamal Mashburn	at DET (2nd)	22-Feb-03
Quarter	13	Marcus Thornton	at CLE (2nd)	23-Feb-10

Highest Field Goal Percentage (min. 250 attempts)				
Season	.624	Tyson Chandler	(292-468)	2006-07
Game	1.000	Tyson Chandler	at MIA	2-Apr-08
		Darren Collison	vs. POR	27-Mar-10

Most Consecutive Field Goals Made				
Season	14	David West	26-Jan-08 (last 10)	28-Jan-08 (first 4)
Game	12	Willie Green	vs. PHO 8-Apr-11	

Most 3-Point Field Goals Made				
Season	231	Peja Stojakovic	(231-524)	2007-08
Game	10	Peja Stojakovic	at LA Lakers (10-13)	6-Nov-07
Half	7	Peja Stojakovic	at LA Lakers (7-9) (2nd)	6-Nov-07
		Ryan Anderson	at PHO (7-9) (2nd)	23-Nov-12
Quarter	5	Several times		
		Most recent: Ryan Anderson	vs. SAC (2nd)	21-Jan-13

Most 3-Point Field Goals Attempted				
Season	582	Baron Davis	(187-582)	2003-04
Game	14	Three Times		
		Most Recent: Ryan Anderson	(7-14) vs. SAC	21-Jan-13
Half	10	Baron Davis	(2-10) at NYK (2nd)	29-Nov-03
Quarter	8	Ryan Anderson	(5-8) vs. SAC (2nd)	21-Jan-13

Highest 3-Point Field Goal Percentage (min. 200 attempts)				
Season	.441	Peja Stojakovic	(231-524)	2007-08
Game	1.000	Several times	vs. MIA	11-Jan-08
		Most made without a miss: 7 Bobby Jackson		

Most Consecutive 3-Point Field Goals Made				
Season	9	Morris Peterson		11-Nov-07 through 14-Nov-07

Most Consecutive Games With 3-Point Field Goal				
62 games	Peja Stojakovic			16-Jan-08 through 10-Dec-08

Most Free Throws Made				
Season	455	Chris Paul		2008-09
Game	15	Jamaal Magloire	vs. TOR	21-Mar-04
		Robin Lopez	at IND	21-Nov-12
Half	12	Baron Davis	vs. TOR (2nd)	21-Mar-04
		Chris Paul	vs. SAC (2nd)	20-Dec-08
Quarter	9	Chris Paul	vs. MEM (4th)	31-Mar-06

Most Free Throw Attempts				
Season	524	Chris Paul		2008-09
Game	20	Jamaal Magloire	vs. TOR	21-Mar-04
Half	14	Several times	vs. SAC	20-Dec-08
		most recently: Chris Paul		
Quarter	10	Several times	vs. WAS	1-Feb-11
		most recently: Marcus Thornton		

Highest Free Throw Percentage				
Season	.940	Brian Roberts	(125-133)	2013-14
Game	1.000	Several times	vs. MIA	10-Mar-04
		most made without a miss: Baron Davis (14)		

Most Consecutive Free Throws Made				
Season	42	Ryan Anderson		2-Dec-14 through 27-Dec-14
Most Rebounds				
Season	928	Tyson Chandler	(11.7)	2007-08
Game	23	Tyson Chandler	at MEM	13-Feb-07
Half	17	Tyson Chandler	vs. SEA (1st)	16-Jan-08
		Al-Farouq Aminu	at DAL (1st)	17-Apr-13
Quarter	14	Al-Farouq Aminu	at DAL (1st)	17-Apr-13

Most Offensive Rebounds				
Season	322	Tyson Chandler		2007-08
Game	12	Tyson Chandler	at MEM	13-Feb-07
		Tyson Chandler	at POR	17-Dec-07
		Emeka Okafor	vs. TOR	17-Jan-11
Half	8	Tyson Chandler	vs. LAL (2nd)	14-Mar-08
Quarter	6	Several times	vs. DET (4th)	25-Feb-09
		most recently: David West		

Most Defensive Rebounds				
Season	606	Tyson Chandler		2007-08
Game	17	David West	at ATL	9-Mar-09
Half	13	Tyson Chandler	vs. SEA (1st)	16-Jan-08
Quarter	9	Al-Farouq Aminu	at DAL (1st)	17-Apr-13

Most Assists				
Season	925	Chris Paul	11.6 apg	2007-08
Game	21	Chris Paul	at LAL	6-Nov-07
Half	14	Chris Paul	at LAL	6-Nov-07
Quarter	9	Several times	vs. MIA (1st)	5-Nov-10
		most recently: Chris Paul		

Most Steals				
Season	217	Chris Paul	2.71 spg	2007-08
Game	9	Eddie Jones	vs. IND	4-Nov-99
		Chris Paul	at DAL	20-Feb-09
Half	7	Chris Paul	vs. DAL (1st)	
Quarter	6	Bonzi Wells	vs. BOS (4th)	22-Mar-08

Most Personal Fouls				
Season	278	Jamaal Magloire		2003-04

Most Disqualifications				
Season	6	Jamaal Magloire		2003-04

Most Turnovers				
Season	247	Greivis Vasquez	(3.2)	2012-13
Game	10	Darren Collison	vs. BOS	10-Feb-10
Half	6	Several times	at DAL (1st)	11-Jan-14
		Most recent: Eric Gordon		
Quarter	5	Several times	vs. HOU (3rd)	21-Feb-10
		Most recent: Darren Collison		

Most Blocked Shots				
Season	200	Anthony Davis	(2.9)	2014-15
Game	9	Anthony Davis	vs. PHI	16-Nov-13
		Anthony Davis	vs. ORL	28-Oct-14
		Anthony Davis	vs. DEN	3-Mar-15
Half	6	Anthony Davis	vs. PHI (1st)	16-Nov-13
		Anthony Davis	at CLE (1st)	28-Jan-14
Quarter	5	Several times	vs. LAC (3rd)	26-Mar-14
		Most recent: Anthony Davis		

Most Minutes Played				
Season	3321	Jamal Mashburn	(42.6)	2002-03
Game (reg)	48	Several times		
Game (total)	57	Ryan Anderson	at CHI (3OT)	2-Dec-13

Most Points				
Game	54	Damon Stoudamire	vs. POR	14-Jan-05
Half	30	Damon Stoudamire	(1st) vs. POR	14-Jan-05
Quarter	24	Salim Stoudamire	vs. ATL (4th)	18-Nov-05
		Kevin Martin	at SAC (4th)	23-Feb-09

Most Field Goals Made				
Game	20	Damon Stoudamire	vs. POR	14-Jan-05
Half	14	Damon Stoudamire	(1st) vs. POR	14-Jan-05
Quarter	10	Jamal Crawford	at CHI (4th)	6-Dec-03

Most Field Goals Attempted				
Game	33	Several times		
		Most recent: Kobe Bryant		
Half	19	Damon Stoudamire	vs. LAL	8-Mar-06
Quarter	14	Michael Jordan	(1st) vs. POR	14-Jan-05
			at WAS	29-Dec-01

Highest Field Goal Percentage				
Game	.909	Several Times	(10-11) at HOU	28-Dec-13
		most recently: Dwight Howard		

Most Three-Point Field Goals Made				
Game	9	Several Times	at LAC	26-Nov-12
		most recently: Caron Butler		
Half	8	Ray Allen	at MIL (2nd)	14-Apr-02
Quarter	6	Caron Butler	(6-8) at LAC (3rd)	26-Nov-12

Most Three-Point Field Goals Attempted				
Game	16	Quentin Richardson	(9-16) vs. PHO	29-Dec-04
		Damon Stoudamire	(8-16) vs. POR	14-Jan-05
Half	10	Several times		
Quarter	8	Caron Butler	(6-8) at LAC (3rd)	26-Nov-12

Most Free Throws Made				
Game	17	Kevin Love	vs. MIN	13-Jan-12
		Chris Paul	at LAC	22-Apr-12
Half	14	Chris Paul	at LAC (2nd)	22-Apr-12
Quarter	9	Chris Paul	at LAC (4th)	22-Apr-12

Most Free Throw Attempts				
Game	19	Pau Gasol	at MEM	6-Dec-05
		Chris Paul	at LAC	22-Apr-12
Half	15	Chris Paul	at LAC (2nd)	22-Apr-12
Quarter	9	Chris Paul	at LAC (4th)	22-Apr-12

Most Rebounds				
Game	23	Tim Duncan	at SAS (OT)	23-Dec-02
		Nikola Vucevic	vs. ORL	28-Oct-14
Half	14	Nikola Vucevic	vs. ORL	28-Oct-14
Quarter	12	Samuel Dalembert	at PHI (1st)	11-Jan-10

Most Offensive Rebounds				
Game	10	Several Times	at DET	24-Jan-14
		most recently: Andre Drummond		
Half	8	Andre Drummond	at DET (2nd)	24-Jan-14
Quarter	6	Several times		

Most Defensive Rebounds				
Game	22	Tim Duncan	at SAS (OT)	23-Dec-02
Game (reg)	20	DeMarcus Cousins	at SAC	3-Apr-15
Half	12	Several times		
Quarter	10	Samuel Dalembert	at PHI	11-Jan-10

Most Assists				
Game	17	Baron Davis	at LAC	15-Mar-10
		Tony Parker	vs. SAS	23-Jan-12
Game (reg)	20	Toney Parker (1st)	vs. SAS	23-Jan-12
Half	11	Chris Paul (3rd)	at LAC	6-Dec-14
Quarter	7			

Most Steals				
Game	8	Chris Paul	at LAC	22-Apr-12
Half	6	Chris Paul	at LAC (2nd)	22-Apr-12
Quarter	5	Andre Miller	vs. DEN (1st)	23-Jan-04

Most Turnovers				
Game	10	LeBron James	vs. CLE (OT)	28-Mar-05
		Steve Nash	at PHO (2OT)	6-Feb-08
Game (reg)	9	Several times		
		Most recent: Jeremy Lin	vs. NYK	17-Feb-12
Half	9	LeBron James	vs. CLE	28-Mar-05
Quarter	5	Several times		

Most Blocked Shots				
Game	11	Roy Hibbert	at IND	21-Nov-12
Game (reg)	9	Marcus Camby	vs. DEN	13-Apr-07
		Andrew Bogut	vs. GSW	7-Apr-15
Half	7	Andrew Bogut	vs. GSW (1st)	7-Apr-15
Quarter	4	Andrew Bogut	vs. GSW (2nd)	7-Apr-15
		Macrus Camby	vs. DEN (4th)	13-Apr-07

Most Minutes Played				
Game	56	Luol Deng	vs. CHI (3OT)	2-Dec-13

Most Personal Fouls				
Half	6	Several times		
Quarter	6	Henry James	at ATL (4th)	21-Dec-96

MISCELLANEOUS RECORDS

Franchise - Team All-Time Top Performances

Most Points

139	vs. Minnesota	14-Nov-14
135	vs. Golden State	8-Mar-10
	vs. Philadelphia	16-Nov-13
132	at Phoenix (2OT)	6-Feb-08
	at L.A. Lakers	4-Mar-14
131	at Chicago (3OT)	2-Dec-13
125	at Sacramento	16-Apr-07
	vs. Memphis (OT)	21-Feb-03
123	vs. Seattle	16-Jan-08
	at Houston	14-Apr-10
	at Golden State	27-Jan-10

Fewest Points

62	vs. Philadelphia	7-Nov-12
65	at Boston	12-Mar-03
66	vs. Utah	8-Apr-08
	at Houston	13-Apr-09
67	Done four times	
68	Done five times	

FG Percentage

667	vs. Minnesota	14-Nov-14
638	at Houston (51-80)	
622	at Golden State (46-74)	26-Jan-11
610	vs. Miami (47-77)	11-Jan-08
605	vs. Philadelphia (52-86)	16-Nov-13
603	vs. Charlotte (47-78)	18-Jan-08

Opponents - Team All-Time Top Performances

Most Points

137	at Denver	2-Apr-14
131	vs. Golden State	8-Mar-10
	at Golden State	17-Mar-10
130	at Phoenix	6-Feb-08
128	at San Antonio	6-Apr-12
	at Chicago (3OT)	2-Dec-13
	vs. Golden State (OT)	14-Dec-14
125	at Washington	17-Mar-07
	at Dallas	11-Nov-03
	at L.A. Lakers	4-Mar-14

Fewest Points

59	at Atlanta	21-Jan-11
63	vs. Portland	13-Feb-13
67	vs. Sacramento	1-Nov-05
	vs. Orlando	27-Jan-12
	at Charlotte	16-Apr-12
69	vs. Houston	19-Mar-08
	at Miami	11-Feb-03
71	Done three times	

FG Percentage

629	vs. San Antonio (44-70)	23-Dec-06
609	vs. Miami (42-69)	29-Mar-13
607	at San Antonio (51-84)	6-Apr-12
603	at Memphis (41-68)	10-Apr-11
597	at Seattle (43-72)	28-Feb-06

Franchise - Individual All-Time Top Performances

Points

50	Jamal Mashburn	vs. Memphis (OT)	21-Feb-03
44	David West	at Houston	29-Dec-09
43	Chris Paul	vs. Memphis (OT)	7-Dec-07
	Chris Paul	at Golden State	3-Apr-09
	Anthony Davis	at Utah	22-Nov-14
	Anthony Davis	at Milwaukee	9-Mar-15
42	Chris Paul	at Phoenix (2OT)	6-Feb-08

	Chris Paul	at Dallas	10-Apr-09
	Peja Stojakovic	vs. Charlotte	14-Nov-06
41	Tyreke Evans	vs. Oklahoma City	14-Apr-14
	Anthony Davis	at Oklahoma City	6-Feb-15

Rebounds

23	Tyson Chandler	at Memphis	13-Feb-07
22	Tyson Chandler	vs. Milwaukee (2OT)	8-Feb-07
	Tyson Chandler	vs. L.A. Lakers	23-Mar-07
	Tyson Chandler	vs. Detroit	5-Dec-07
	Tyson Chandler	at Golden State	4-Jan-08
21	Jamaal Magloire	at Toronto	7-Mar-04
	Tyson Chandler	vs. Seattle	16-Jan-08
	Anthony Davis	vs. Boston	16-Mar-14
20	Done 7 times;	at Dallas	4-Dec-13
	most recently: Al-Farouq Aminu		

Assists

21	Chris Paul	at L.A. Lakers	6-Nov-07
20	Chris Paul	at Cleveland	26-Mar-08
	Chris Paul	vs. Milwaukee	27-Feb-09
	Darren Collison	vs. Golden State	8-Mar-10
19	Chris Paul	at Sacramento	1-Feb-08
	Chris Paul	vs. Denver	18-Dec-09
	Chris Paul	vs. Miami	5-Nov-10
18	Chris Paul	vs. Chicago	1-Dec-06
	Chris Paul	vs. Atlanta	5-Mar-08
	Chris Paul	vs. Toronto	6-Nov-09
	Chris Paul	vs. New Jersey	8-Jan-10
	Darren Collison	at Memphis (OT)	30-Jan-10
	Brian Roberts	vs. Denver	25-Mar-13

Opponents - Individual All-Time Top Performances

Points

54	Damon Stoudamire	vs. Portland	14-Jan-05
50	Kobe Bryant	vs. L.A. Lakers	23-Mar-07
48	Vince Carter	at Orlando	8-Feb-10
	Russell Westbrook	at Oklahoma City	6-Feb-15
47	Kevin Durant	at Oklahoma City	17-Feb-09
46	Vince Carter	at New Jersey	21-Feb-07
45	Russell Westbrook	vs. Oklahoma City	4-Feb-15

Rebounds

23	Tim Duncan	at San Antonio	23-Dec-02
	Nikola Vucevic	vs. Orlando	28-Oct-14
22	Pau Gasol	vs. L.A. Lakers	29-Mar-10
21	Marcus Camby	at Denver	4-Nov-07
	Tyson Chandler	at Chicago	24-Mar-06
	Kevin Garnett	at Minnesota	11-Feb-06
	Chris Mihm	at L.A. Lakers	22-Dec-04
	Ben Wallace	at Detroit	15-Jan-10
20	Marcus Camby	vs. L.A. Clippers	13-Jan-10
	DeMarcus Cousins	at Sacramento	3-Apr-15
	Andre Drummond	at Detroit	24-Jan-14
	Dwight Howard	vs. Orlando	12-Jan-11
	DeAndre Jordan	at L.A. Clippers	18-Dec-13
	Zach Randolph	at Memphis	20-Jan-14
	Amar'e Stoudemire	at Phoenix	6-Feb-08

Assists

17	Tony Parker	vs. San Antonio	23-Jan-12
	Baron Davis	at L.A. Clippers	15-Mar-10
16	Jose Calderon	at Toronto	1-Mar-11
	Steve Nash	at Phoenix	12-Dec-05
	Chris Paul	at L.A. Clippers	6-Dec-14
	Deron Williams	vs. Utah	8-Apr-08
	Deron Williams	vs. Utah	9-Apr-10
15	Jason Kidd	at Dallas	10-Apr-09
	Steve Nash	at Phoenix	30-Jan-11
14	Howard Easley	vs. New York	22-Nov-02
	Devin Harris	at New Jersey	1-Mar-09
	LeBron James	at Cleveland	26-Dec-04
	Jason Kidd	at New Jersey	21-Feb-07
	Steve Nash	at Phoenix	1-Apr-12
	Chris Paul	vs. L.A. Clippers	12-Apr-13
	Rajon Rondo	vs. Boston	16-Mar-14
	Jason Williams	at Memphis	6-Jan-03
	Terrence Williams	at New Jersey	3-Apr-10

MISCELLANEOUS RECORDS

Rookie Highs

Most Points

Season	1,258	Chris Paul	(16.1)	2005-06
Game	37	Marcus Thornton	at CLE	23-Feb-10

Most Field Goals Made

Season	407	Chris Paul		2005-06
Game	15	Darren Collison	at Dallas	28-Feb-10
		Marcus Thornton	at Cleveland	23-Feb-10

Most Field Goals Attempted

Season	947	Chris Paul		2005-06
Game	27	J.R. Smith	at Phoenix	12-Apr-05

Highest Field Goal Percentage

Season	.516	Anthony Davis	(349-676)	2012-13
			(min. 250 attempts)	

Most Three-Point Field Goals Made

Season	117	Marcus Thornton	(117-313)	2009-10
Game	6	J.R. Smith	at MEM (6-9)	26-Mar-05
		Marcus Thornton	vs. SAS (6-7)	1-Mar-10

Most Three-Point Field Goals Attempted

Season	313	Marcus Thornton	(117-313)	2009-10
Game	9	J.R. Smith	at MEM (6-9)	26-Mar-05

Highest Three-Point Field Goal Percentage

Season	.386	Brian Roberts	(59-153)	2012-13
			(min. 150 attempts)	

Most Free Throws Made

Season	394	Chris Paul		2005-06
Game	14	Chris Paul	(14-17) at NYK	21-Jan-06

Most Free Throws Attempted

Season	465	Chris Paul		2005-06
Game	17	Chris Paul	(14-17) at NYK	21-Jan-06

Highest Free Throw Percentage

Season	.851	Darren Collison	(148-174)	2009-10
			(min. 150 attempts)	

Most Rebounds

Season	522	Anthony Davis		2012-13
Game	18	Anthony Davis	at MEM	9-Mar-13

Most Assists

Season	611	Chris Paul	(7.8)	2005-06
Game	20	Darren Collison	vs. GSW	8-Mar-10

Most Blocked Shots

Season	112	Anthony Davis	(1.8)	2012-13
Game	5	Several times	vs. HOU	16-Apr-14
		most recently: Jeff Withey		

Most Steals

Season	175	Chris Paul	(2.24)	2005-06
Game	7	Chris Paul	vs. UTA	22-Feb-06

Most Minutes Played

Season	2,807	Chris Paul	(36.0)	2005-06
Game	48	Chris Paul	at TOR (2OT)	2-Apr-06
		Darren Collison	at LAC	15-Mar-10

Margins / Leads / Highest Score

Biggest Victories

Margin	Opponent	Score	Date
48	vs. Minnesota	139-91	28-Oct-14
41	at Atlanta	100-59	21-Jan-11
37	vs. Philadelphia	135-98	16-Nov-13
36	vs. Portland	99-63	13-Feb-13
34	vs. Minnesota	110-76	22-Dec-07

Biggest Defeats

Margin	Opponent	Score	Date
-45	at Oklahoma City	74-119	27-Feb-13
-37	at Phoenix	78-115	17-Apr-06
-36	at Memphis	74-110	8-Apr-15
-35	vs. San Antonio	112-77	23-Dec-06
-32	at Dallas	89-121	13-Apr-11

Biggest Leads That Got Away

Margin	Opponent	Score	Date
27	at Portland	91-92	10-Nov-06
25	at Cleveland	100-104	23-Feb-04
25	vs. L.A. Lakers	102-108	6-Mar-13
22	vs. Indiana	75-81	22-Dec-12
20	vs. Orlando	95-97	26-Mar-03
20	vs. Portland	89-97	2-Feb-09

Biggest Comebacks

Margin	Opponent	Score	Date
-23	vs. Sacramento	94-91	15-Dec-10
-21	at Charlotte	98-95	29-Dec-12
-19	vs. Washington	97-96	13-Feb-06
-19	at Utah	76-75	22-Nov-04
-18	vs. Memphis	95-89	7-Mar-15

Highest Scoring Games-Both Teams Combined

Points	Final Score	Site	Date
266	New Orleans 135, Golden State 131	at New Orleans	8-Mar-10
262	New Orleans 132, Phoenix 130	at Phoenix	6-Feb-08
259	New Orleans 131, Chicago 128	at Chicago	2-Dec-13
257	New Orleans 132, L.A. Lakers 125	at New Orleans	4-Mar-14
250	New Orleans 122, Golden State 128	at New Orleans	14-Dec-14

Lowest Scoring Games-Both Teams Combined

Points	Final Score	Site	Date
139	Philadelphia 77, New Orleans 62	New Orleans	7-Nov-12
142	New Orleans 75, Charlotte 67	at Charlotte	16-Apr-12
143	Denver 76, New Orleans 67	at Denver	29-Nov-04
	Utah 77, New Orleans 66	New Orleans	8-Apr-08
144	Charlotte 73, New Orleans 71	at New Orleans	12-Mar-12

MISCELLANEOUS RECORDS

Top Scoring Performances

New Orleans Top Scoring Games Off The Bench				
Points	Player	Opponent	Minutes	Date
37	Marcus Thornton	at Cleveland	31	23-Feb-10
31	Ryan Anderson	at Detroit	31	11-Feb-13

Opponents Top Scoring Games Off The Bench

Points	Player	Opponent	Minutes	Date
34	Ben Gordon	vs. Charlotte	35	9-Nov-12
27	Isaiah Thomas	vs. Boston	29	6-Mar-15

New Orleans Top Scoring Months

Player	Month/Year	Games (Min. 10)	Point	Average
Chris Paul	March 2009	16	387	24.2
Anthony Davis	December 2014	16	379	23.7
Chris Paul	March 2008	15	360	24.0

Consecutive Games Records

Most Double-Figure Scoring Games				
Season:	79		Jamal Mashburn, 2002-03	
Career:	419		David West	
Consecutive:	95		David West, 15-Dec-07 - 6-Feb-09	

Most 20-point Scoring Games

Season:	52		Chris Paul, 2008-09	
	52		Anthony Davis, 2014-15	
Career:	193		David West	
Consecutive:	13		Anthony Davis, 5-Jan-15 - 6-Feb-15	

Most 30-point Scoring Games

Season:	17		Anthony Davis, 2014-15	
Career:	40		David West	
Consecutive:	4		Anthony Davis, 14-Mar-14 - 22-Mar-14	

Most Double-Figure Rebound Games

Season:	56		Tyson Chandler, 2006-07	
Career:	190		P.J. Brown	
Consecutive:	21		Tyson Chandler, 26-Jan-07 - 9-Mar-07	

Most Double-Doubles-Points/Rebounds

Season:	42		Anthony Davis, 2014-15	
Career:	127		David West	
Consecutive:	14		Tyson Chandler, 7-Feb-07 - 9-Mar-07	

Most Double-Figure Assist Games

Season:	59		Chris Paul, 2007-08	
Career:	227		Chris Paul	
Consecutive:	12		Chris Paul, 9-Apr-08 - 12-Nov-08	

Most Double-Doubles - Points/Assists

Season:	56		Chris Paul, 2007-08	
Career:	205		Chris Paul	
Consecutive:	12		Chris Paul, 9-Apr-08 - 12-Nov-08	

Consecutive Games Played Streaks

Games	Player	Dates
175	Jamaal Magloire	30-Oct-02 through 26-Nov-04
136	Greivis Vasquez	26-Dec-11 through 22-Mar-13
131	Emeka Okafor	20-Oct-09 through 30-Jan-11
129	Rasual Butler	28-Nov-05 through 2-Mar-07
115	Chris Paul	21-Nov-07 through 2-Feb-09

Consecutive Games Started Streaks

Games	Player	Dates
429	David West	1-Nov-05 through 24-Mar-11
425	Chris Paul	1-Nov-05 through 13-Apr-11
181	Emeka Okafor	28-Oct-09 through 10-Feb-12
175	Jamaal Magloire	30-Oct-03 through 26-Nov-04
143	Peja Stojakovic	1-Nov-06 through 2-Mar-09

Triple-Doubles

Player	Opponent	Date	PTS	REB	AST	BLK
Tyreke Evans	at Oklahoma City	6-Feb-15	22	10	16	-
Tyreke Evans	at L.A. Clippers	18-Dec-13	11	13	10	-
Greivis Vasquez	at Atlanta	8-Feb-13	21	11	12	-
Jarrett Jack	vs. Golden State	21-Mar-12	17	10	11	-
Darren Collison	vs. Indiana	19-Feb-10	18	13	12	-
Chris Paul	at Houston	29-Dec-09	16	11	10	-
Chris Paul	at Washington	11-Mar-09	30	10	13	-
Chris Paul	vs. Philadelphia	26-Jan-09	27	10	15	-
Chris Paul	at Dallas	14-Jan-09	33	10	11	-
Chris Paul	vs. Washington	30-Dec-08	15	10	16	-
Chris Paul	at LA Clippers	24-Nov-08	14	10	17	-
Chris Paul	vs. Oklahoma City	22-Nov-08	29	10	16	-
Chris Paul	vs. Golden State	6-Apr-08	16	10	13	-
Chris Paul	vs. Chicago	1-Dec-06	25	11	18	-
Chris Paul	vs. Golden State (OT)	5-Apr-06	17	11	16	-
Chris Paul	at Toronto (2OT)	2-Apr-06	24	12	12	-
Baron Davis	vs. Sacramento (OT)	8-Jan-05	26	10	17	-
Jamal Mashburn	vs. Atlanta	16-Apr-03	15	10	11	-
Jamal Mashburn	vs. Miami	26-Feb-03	18	13	13	-

20-Point/20-Rebound Performances

Anthony Davis	vs. Boston	16-Mar-14	40 pts, 21 rebs
Tyson Chandler	at Golden State	4-Jan-08	22 pts, 22 rebs
Tyson Chandler	vs. L.A. Lakers	23-Mar-07	22 pts, 22 rebs
Jamaal Magloire	at Toronto	7-Mar-04	23 pts, 21 rebs

MISCELLANEOUS RECORDS

Year-By-Year Comparisons

Year-By-Year Record	02-03	03-04	04-05	05-06	06-07	07-08	08-09	09-10	10-11	11-12	12-13	13-14	14-15
Record	47-35	41-41	18-64	38-44	39-43	56-26	49-33	37-45	46-36	21-45	27-55	34-48	45-37
Home Record	29-12	25-16	11-30	24-17	24-17	30-11	28-13	24-17	28-13	11-22	16-25	22-19	28-13
Away Record	18-23	16-25	7-34	14-27	15-26	26-15	21-20	13-28	18-23	10-23	11-30	12-29	17-24
vs. Eastern Conference	32-22	30-24	8-22	13-17	16-14	22-8	19-11	11-19	19-11	7-11	12-18	19-11	16-14
vs. Western Conference	15-13	11-17	10-42	25-27	23-29	34-18	30-22	26-26	27-25	14-34	15-37	15-37	29-23
Overtime	5-4	3-3	2-6	2-1	7-0	4-0	1-2	3-3	4-2	1-2	1-3	5-0	0-3
Average Points	93.9	91.8	88.4	92.8	95.5	100.9	95.8	100.2	94.9	89.6	94.1	99.7	99.4
Average Rebounds	43.6	42.8	40.2	40.2	43.1	41.8	39.7	40.3	47.7	41.1	41.6	41.7	43.5
Average Assists	22.0	20.9	21.0	18.5	18.7	21.8	19.6	22.3	20.6	20.7	21.0	21.3	22.0
Average Steals	8.00	8.63	6.7	7.5	6.4	7.77	7.23	7.62	7.61	7.39	6.34	7.9	6.74
Average Turnovers	14.8	15.0	14.8	13.4	14.5	11.9	12.5	13.5	13.0	15.5	14.5	13.8	13.3
Average Blocks	4.80	4.22	3.8	3.8	4.2	3.91	4.12	3.66	4.38	4.78	5.37	6.4	6.22
Field Goal Percentage	.435	.420	.415	.440	.445	.466	.457	.464	.459	.451	.448	.459	.457
Free Throw Percentage	.768	.751	.766	.758	.740	.769	.807	.778	.765	.757	.776	.769	.751
Three Point Percentage	.376	.319	.315	.339	.362	.389	.364	.363	.360	.333	.363	.373	.370
Bench Scoring	22.5	23.5	30.7	30.3	27.8	24.4	22.7	29.5	30.2	30.4	34.9	34.7	31.9
Games decided by 3 pts. or less	7-7	9-5	6-11	7-5	9-7	8-4	8-1	6-3	8-6	4-9	7-5	7-10	10-4
Games Decided by 10+ pts.	19-12	18-17	2-30	14-28	14-21	37-15	23-17	5-24	16-17	7-19	10-24	10-21	19-12

MISCELLANEOUS RECORDS

Franchise Record When...

Year-By-Year	02-03	03-04	04-05	05-06	06-07	07-08	08-09	09-10	10-11	11-12	12-13	13-14	14-15
Equal or outrebound opp.	38-18	23-15	12-26	26-14	26-25	36-12	34-12	23-10	28-14	15-21	21-31	22-25	32-17
Outrebound and outshoot opp.	26-5	18-0	6-5	17-3	13-7	28-1	25-3	13-2	21-2	14-6	14-4	19-4	27-2
Bench outscorers opp. bench	20-16	15-16	12-34	25-24	20-18	29-6	20-8	13-23	30-17	8-21	20-28	16-29	24-15
Lead at halftime	31-9	26-12	10-8	27-12	26-8	42-7	34-9	20-9	30-14	13-18	15-23	22-18	32-11
Tied at halftime	1-0	1-0	2-3	5-1	4-5	2-0	4-0	3-0	4-2	2-1	2-4	2-4	2-4
Trail at halftime	15-26	14-29	6-53	6-31	9-30	12-19	11-24	14-36	12-20	6-26	12-38	10-26	11-22
Lead or tied after third	40-7	33-7	16-9	27-8	30-12	48-4	41-5	24-6	40-11	17-12	15-17	26-12	39-8
Trail after third	7-28	8-34	2-55	11-36	9-31	8-22	8-28	13-39	6-25	4-33	12-38	8-36	6-29
Shoot 50 percent or better	10-0	6-0	2-1	7-2	7-4	20-1	13-4	15-7	15-3	8-8	10-6	15-5	20-1
Shoot below 50 percent	37-35	35-41	16-63	31-42	32-39	36-25	36-29	22-38	31-33	13-37	17-48	19-43	25-36
Shoot equal or better than opp.	33-7	29-3	13-15	27-5	26-10	40-4	34-6	25-8	35-6	21-13	20-10	29-9	37-9
Outshot by opponent	14-28	12-38	5-49	11-39	13-33	16-22	15-27	12-37	11-30	0-32	7-44	5-39	7-28
Opp. shoots 50 percent or better	2-8	2-16	0-21	2-14	4-14	12-9	8-9	8-26	5-19	0-12	1-23	4-19	3-16
Opp. shoots below 50 percent	45-27	39-25	18-43	36-30	35-29	44-17	41-24	29-19	41-17	21-33	27-31	30-29	42-21
Score 100 or more points	23-3	14-5	4-5	19-7	21-11	42-3	28-5	23-16	18-5	4-5	12-12	27-13	34-10
Score less than 100 points	24-32	27-36	14-59	19-37	18-32	14-23	21-28	14-29	28-31	17-40	15-43	7-35	11-18
Opp. scores 100 or more points	4-10	2-14	4-23	6-23	9-25	14-14	7-18	13-37	7-22	0-16	2-35	15-36	15-22
Opp. scores under 100 points	43-25	39-27	14-59	32-21	30-18	42-12	42-15	14-29	39-14	21-29	25-20	19-12	30-15
Grab 50 or more rebounds	11-6	11-3	2-1	3-2	10-1	7-1	3-1	5-3	4-1	4-3	1-3	7-3	8-4
Grab 40 or more rebounds	37-23	32-24	14-30	29-16	32-25	36-16	27-14	26-17	29-15	14-20	22-31	22-28	31-24
Grab less than 40 rebounds	10-12	9-17	4-34	9-28	7-18	20-10	22-19	11-28	17-21	7-25	5-23	12-20	11-9
Shoot more free throws than opp.	25-12	24-16	11-16	27-18	26-19	34-12	8-5	23-10	23-13	9-17	16-22	14-16	26-20
Shoot equal or fewer free throws	22-23	17-25	7-48	11-26	13-24	22-14	41-28	14-35	19-23	12-28	11-33	20-32	19-17
Commit more turnovers than opp.	22-23	18-24	8-34	14-22	19-24	13-17	13-17	16-16	12-15	9-31	11-33	7-23	25-26
Commit equal or fewer turnovers	25-12	23-17	10-30	24-22	20-19	43-9	36-16	21-29	34-21	12-14	16-22	27-25	20-11

MISCELLANEOUS RECORDS

Franchise Record by Month

	Oct.	Nov.	Dec.	Jan.	Feb.	Mar.	Apr.
2002-03	1-0	10-5	7-10	6-8	9-4	8-6	6-2
2003-04	2-0	9-6	9-6	6-9	6-6	5-11	4-3
2004-05	-	1-12	1-14	6-10	3-9	5-9	2-10
2005-06	-	7-7	5-10	10-5	9-4	3-11	4-7
2006-07	-	8-7	4-11	7-8	9-4	5-10	6-3
2007-08	1-0	10-6	9-5	12-2	7-5	11-4	6-4
2008-09	2-0	7-6	10-3	9-7	7-6	11-5	3-6
2009-10	1-1	6-9	7-6	12-5	5-8	4-12	2-4
2010-11	3-0	9-5	7-9	12-4	4-8	8-6	3-4
2011-12	-	-	2-1	2-16	4-10	5-12	8-6
2012-13	0-1	4-9	3-13	8-8	5-8	6-9	1-7
2013-14	0-1	7-7	7-7	5-11	4-9	9-7	2-6
2014-15	1-0	6-8	9-8	9-6	6-5	8-7	6-3
Totals	11-3	84-87	80-103	101-99	78-86	88-91	53-65

Franchise Record by Day of The Week

	Sun	Mon	Tue	Wed	Thu	Fri	Sat
2002-03	4-5	4-5	4-5	14-6	1-1	15-5	5-8
2003-04	1-3	1-8	4-8	16-3	2-4	8-7	9-8
2004-05	0-10	2-10	2-7	4-18	0-0	6-10	4-9
2005-06	3-4	5-8	2-7	12-10	0-2	7-7	9-6
2006-07	2-2	4-3	7-10	10-6	1-3	8-10	7-9
2007-08	6-2	5-6	5-1	17-7	0-0	13-7	10-3
2008-09	7-1	5-6	6-1	12-9	3-1	9-10	7-5
2009-10	3-7	7-7	2-3	12-11	1-1	7-10	5-6
2010-11	5-8	3-10	2-2	15-8	1-0	13-4	7-4
2011-12	1-4	4-10	1-2	6-11	2-5	4-6	3-7
2012-13	5-5	6-2	1-9	6-19	0-0	5-14	3-6
2013-14	4-4	6-7	2-6	7-14	0-0	11-8	4-9
2014-15	6-4	5-8	10-2	7-8	1-2	11-7	4-6
Totals	47-59	57-90	48-63	138-130	12-19	117-105	77-86

Franchise Record by Division/Conference

	Atlantic	Central	Southeast	East	Midwest	Pacific	NW	SW	West
2002-03	15-11	17-11	-	32-22	7-7	8-6	-	-	15-13
2003-04	16-10	14-14	-	30-24	4-10	7-7	-	-	11-17
2004-05	2-8	3-7	3-7	8-22	-	4-14	4-14	2-14	10-42
2005-06	5-5	2-8	6-4	13-17	-	8-10	10-8	7-9	25-27
2006-07	5-5	5-5	6-4	16-14	-	8-10	9-9	6-10	23-29
2007-08	8-2	7-3	7-3	22-8	-	13-5	11-7	10-6	34-18
2008-09	6-4	7-3	6-4	19-11	-	11-7	10-8	9-7	30-22
2009-10	2-8	4-6	5-5	11-19	-	11-7	8-10	7-9	26-26
2010-11	4-6	6-4	9-1	19-11	-	9-9	9-9	9-7	27-25
2011-12	3-2	2-5	2-4	7-11	-	5-12	6-11	3-11	14-34
2012-13	3-7	5-5	4-6	12-18	-	5-13	5-13	5-11	15-37
2013-14	6-4	8-2	5-5	19-11	-	4-14	7-11	4-12	15-37
2014-15	6-4	5-5	5-5	16-14	-	11-7	10-8	8-8	29-23
Totals	81-76	85-78	58-48	222-202	11-17	104-121	89-108	70-104	274-350
NW - Northwest									
SW - Southwest									

MISCELLANEOUS RECORDS

Year-By-Year Leaders

Games Played			Minutes Played		
2014-15	Tyreke Evans	79	2014-15	Tyreke Evans	2,690
2013-14	Al-Farouq Aminu	80	2013-14	Anthony Davis	2,358
2012-13	Robin Lopez	82	2012-13	Greivis Vasquez	2,685
2011-12	Aminu/Belinelli/Vasquez	66	2011-12	Marco Belinelli	1,966
2010-11	Belinelli/Paul	80	2010-11	Chris Paul	2,880
2009-10	Emeka Okafor	82	2009-10	David West	2,949
2008-09	Rasual Butler	82	2008-09	Chris Paul	3,002
2007-08	Pargo/Paul	80	2007-08	Chris Paul	3,006
2006-07	Jannero Pargo	82	2006-07	Desmond Mason	2,575
2005-06	Rasual Butler	79	2005-06	Chris Paul	2,808
2004-05	PJ Brown	82	2004-05	PJ Brown	2,817
2003-04	Jamaal Magloire	82	2003-04	Jamaal Magloire	2,777
2002-03	Magloire/Mashburn	82	2002-03	Jamal Mashburn	3,321
Total Points			Field Goals Made		
2014-15	Anthony Davis	1656	2014-15	Anthony Davis	642
2013-14	Anthony Davis	1394	2013-14	Anthony Davis	522
2012-13	Ryan Anderson	1309	2012-13	Ryan Anderson	472
2011-12	Marco Belinelli	780	2011-12	Marco Belinelli	286
2010-11	David West	1,322	2010-11	David West	528
2009-10	David West	1,541	2009-10	David West	619
2008-09	Chris Paul	1,781	2008-09	Chris Paul	631
2007-08	Chris Paul	1,684	2007-08	Chris Paul	630
2006-07	Chris Paul	1,104	2006-07	Desmond Mason	407
2005-06	David West	1,262	2005-06	David West	530
2004-05	Lee Nailon	963	2004-05	Lee Nailon	415
2003-04	Baron Davis	1,532	2003-04	Baron Davis	554
2002-03	Jamal Mashburn	1,772	2002-03	Jamal Mashburn	670
Scoring Average (min. 30 games played)			Field Goals Attempted		
2014-15	Anthony Davis	24.4	2014-15	Anthony Davis	1,199
2013-14	Anthony Davis	20.8	2013-14	Anthony Davis	1,005
2012-13	Eric Gordon	17.0	2012-13	Ryan Anderson	1,115
2011-12	Jarrett Jack	15.6	2011-12	Marco Belinelli	686
2010-11	David West	18.9	2010-11	David West	1,040
2009-10	David West	19.0	2009-10	David West	1,226
2008-09	Chris Paul	22.8	2008-09	David West	1,252
2007-08	Chris Paul	21.1	2007-08	David West	1,305
2006-07	David West	18.3	2006-07	Desmond Mason	900
2005-06	David West	17.1	2005-06	David West	1,036
2004-05	Lee Nailon	14.2	2004-05	Lee Nailon	869
2003-04	Baron Davis	22.9	2003-04	Baron Davis	1,402
2002-03	Jamal Mashburn	21.6	2002-03	Jamal Mashburn	1,586

MISCELLANEOUS RECORDS

Year-by-Year NBA Statistical Rankings

Year	Pts	Def	FG%	FT%	Reb	Ast	Stl	TO	BS
2002-03	19	5	23	11	8	11	13	T16	18
2003-04	17	11	27	17	9	14	9	17	24
2004-05	30	10	30	13	25	17	25	21	27
2005-06	25	12	26	10	22	26	7	4	24
2006-07	25	10	26	21	6	27	29	8	21
2007-08	9	5	8	11	16	13	8	3	28
2008-09	26	5	16	4	26	28	16	27	26
2009-10	17	21	13	7	25	8	9	9	30
2010-11	27	5	18	15	T24	T21	9	3	20
2011-12	29	8	13	15	24	16	21	27	21
2012-13	25	14	15	8	17	23	30	12	11
2013-14	18	T16	12	11	22	19	12	6	1
2014-15	16	19	10	17	16	11	25	6	1

2002-2004 (29 teams in NBA), 2004-present (30 teams)

Field Goal Percentage (Minimum 250 FGA)

2014-15	Alexis Ajinca	(181-329)	.550
2013-14	Anthony Davis	(522-1005)	.519
2012-13	Robin Lopez	(384-719)	.534
2011-12	Gustavo Ayon	(140-261)	.536
2010-11	Emeka Okafor	(300-524)	.573
2009-10	Emeka Okafor	(348-656)	.530
2008-09	Tyson Chandler	(160-283)	.565
2007-08	Tyson Chandler	(377-605)	.623
2006-07	Tyson Chandler	(292-468)	.624
2005-06	David West	(530-1036)	.512
2004-05	Chris Andersen	(191-358)	.534
2003-04	Robert Traylor	(145-287)	.505
2002-03	PJ Brown	(319-601)	.531

Free Throws Made

2014-15	Anthony Davis	371
2013-14	Anthony Davis	348
2012-13	Eric Gordon	187
2011-12	Carl Landry	147
2010-11	Chris Paul	337
2009-10	David West	296
2008-09	Chris Paul	455
2007-08	Chris Paul	332
2006-07	Chris Paul	292
2005-06	Chris Paul	394
2004-05	PJ Brown	210
2003-04	Jamaal Magloire	353
2002-03	Jamal Mashburn	313

Free Throws Attempted

2014-15	Anthony Davis	461
2013-14	Anthony Davis	440
2012-13	Anthony Davis	225
2011-12	Carl Landry	184
2010-11	Chris Paul	384
2009-10	David West	342
2008-09	Chris Paul	524
2007-08	Chris Paul	390
2006-07	Chris Paul	357
2005-06	Chris Paul	465
2004-05	PJ Brown	243
2003-04	Jamaal Magloire	470
2002-03	Jamal Mashburn	369

Free Throw Percentage (Minimum 100 FTA)

2014-15	Ryan Anderson	(129-151)	.854
2013-14	Brian Roberts	(125-133)	.940
2012-13	Ryan Anderson	(152-180)	.844
2011-12	Jarrett Jack	(129-148)	.872
2010-11	Chris Paul	(337-384)	.878
2009-10	Peja Stojakovic	(96-107)	.897
2008-09	Peja Stojakovic	(93-104)	.894
2007-08	Peja Stojakovic	(130-140)	.929
2006-07	Marc Jackson	(90-103)	.874
2005-06	Chris Paul	(394-465)	.847
2004-05	PJ Brown	(210-243)	.864
2003-04	PJ Brown	(158-185)	.854
2002-03	Jamal Mashburn	(313-369)	.848

MISCELLANEOUS RECORDS

Career Leaders

Seasons		Field Goal Percentage (min. 1000 FGA)		Defensive Rebounds	
1. David West	8	1. Tyson Chandler	.611	1. David West	2,743
2. Chris Paul	6	2. Emeka Okafor	.549	2. PJ Brown	1,747
3. Peja Stojakovic	5	3. Anthony Davis	.525	3. Chris Paul	1,647
4. (5 players)	4	4. David West	.490	4. Tyson Chandler	1,420
		5. Jason Smith	.481	5. Anthony Davis	1,346
Games Played		3-Point Field Goals Made		Total Rebounds	
1. David West	530	1. Peja Stojakovic	553	1. David West	3,853
2. Chris Paul	425	2. Rasual Butler	410	2. PJ Brown	2,675
3. PJ Brown	315	3. Ryan Anderson	402	3. Tyson Chandler	2,225
4. Rasual Butler	293	4. Chris Paul	379	4. Chris Paul	1,951
5. Al-Farouq Aminu	222	5. Baron Davis	330	5. Anthony Davis	1,891
Games Started		3-Point Field Goals Attempted		Average Rebounds (min. 62 games)	
1. David West	438	1. Peja Stojakovic	1,369	1. Tyson Chandler	11.3
2. Chris Paul	425	2. Rasual Butler	1,097	2. Anthony Davis	9.5
3. PJ Brown	309	3. Ryan Anderson	1,080	4. Jamaal Magloire	9.5
4. Peja Stojakovic	204	4. Chris Paul	1,055	3. Emeka Okafor	9.1
5. Tyson Chandler	197	5. Baron Davis	1,002	5. PJ Brown	8.5
Minutes Played		3-Point Field Goal Percentage (min. 200 3PA)		Assists	
1. David West	17,158	1. Luke Babbitt	.452	1. Chris Paul	4,228
2. Chris Paul	15,760	2. Quincy Pondexter	.416	2. Greivis Vasquez	1,063
3. PJ Brown	10,559	3. Peja Stojakovic	.404	3. David West	1,042
4. Rasual Butler	7,586	4. Marco Belinelli	.396	4. Baron Davis	950
5. Peja Stojakovic	7,261	5. Eric Gordon	.392	5. Tyreke Evans	884
Total Points		Free Throws Made		Average Assists (min. 82 games)	
1. David West	8,690	1. Chris Paul	1,971	1. Chris Paul	9.9
2. Chris Paul	7,936	2. David West	1,704	2. Greivis Vasquez	7.4
3. Anthony Davis	3,917	3. Anthony Davis	888	3. Baron Davis	7.0
4. PJ Brown	3,231	4. PJ Brown	701	4. Tyreke Evans	5.9
5. Peja Stojakovic	3,135	5. Jamaal Magloire	658	5. Jamal Mashburn	5.0
Average Points (min. 82 games)		Free Throws Attempted		Steals	
1. Jamal Mashburn	21.5	1. Chris Paul	2,310	1. Chris Paul	1,010
2. Baron Davis	20.2	2. David West	2,030	2. David West	396
3. Anthony Davis	17.3	3. Anthony Davis	1,126	3. Baron Davis	280
4. Chris Paul	18.7	4. Jamaal Magloire	915	4. PJ Brown	265
5. David West	16.4	5. PJ Brown	828	5. Anthony Davis	264
Field Goals Made		Free Throw Percentage (min. 125 FTA)		Turnovers	
1. David West	3,476	1. Peja Stojakovic	.899	1. Chris Paul	1,065
2. Chris Paul	2,793	2. Ryan Anderson	.865	2. David West	931
3. Anthony Davis	1,513	3. Jarrett Jack	.858	3. Tyreke Evans	421
4. PJ Brown	1,265	4. Chris Paul	.853	4. Jamaal Magloire	418
5. Peja Stojakovic	1,113	5. PJ Brown	.847	5. Eric Gordon	397
Field Goals Attempted		Offensive Rebounds		Blocked Shots	
1. David West	7,091	1. David West	1,110	1. Anthony Davis	501
2. Chris Paul	5,929	2. PJ Brown	928	2. David West	435
3. Anthony Davis	2,880	3. Tyson Chandler	805	3. Emeka Okafor	280
4. Peja Stojakovic	2,662	4. Jamaal Magloire	607	4. Tyson Chandler	269
5. PJ Brown	2,654	5. Emeka Okafor	551	5. PJ Brown	253

MISCELLANEOUS RECORDS

Franchise Bests

Single Game			
Longest Game	2:47	vs. SAC	19-Nov-08
Longest Game (Overtime)	3:18	vs. GSW (3OT)	23-Nov-04
Shortest Game	1:44	vs. SAC	27-Jan-90
Most Points Scored By New Orleans In A Loss	134	at CLE (141)	9-Apr-92
Fewest Points Scored By New Orleans In A Victory	65	vs. MIA (65-56)	20-Dec-00
Widest Margin In A New Orleans Victory	52	vs. PHI (136-84)	27-Feb-92
Widest Margin In A New Orleans Loss	50	vs. MIL (137-87)	10-Jan-00
Most Free Throws Missed	17	at TOR (24-41)	9-Nov-96
Most Players Scoring In Double Figures	8	vs. LAC	26-Mar-94
		at PHI	9-Apr-94
Fewest Players Scoring In Double Figures	1	at ORL	14-Mar-97
		at ATL	29-Nov-97
		at PHI	12-Dec-10
		at OKC	27-Feb-13
Most Players Scoring 20 Or More Points	4	Done nine times	
Most Points Off The Bench	37	Marcus Thornton at CLE	23-Feb-10
Quickest Disqualification On Personal Fouls	11 min.	Matt Geiger vs. PHI	4-Nov-95
Earliest Disqualification On Personal Fouls	:46.3 (3rd)	Malik Rose vs. LAC	21-Feb-97
Season			
Longest Winning Streak	10		9-Jan-11 thru 26-Jan-11
Longest Home Winning Streak	11		30-Oct-02 thru 6-Dec-02
Longest Road Winning Steak	8		19-Dec-07 thru 26-Jan-08
Longest Losing Streak	11		21-Nov-04 thru 14-Dec-04
Longest Home Losing Streak	9		3-Nov-04 thru 8-Dec-04
Longest Road Losing Streak	15		23-Nov-04 thru 7-Jan-05
Most Consecutive 100-point games	7		7-Feb-07 thru 21-Feb-07
Most 30+ Point Games	17	Anthony Davis	2014-15
Most 20+ Point Games	52	Chris Paul	2008-09
	52	Anthony Davis	2014-15
Most 10+ Point Games	79	Jamal Mashburn	2002-03
Most 10+ Point And 10+ Rebound Games	42	Anthony Davis	2014-15
Most Consecutive 20+ Point Games	13	Anthony Davis	14-Mar-14 thru 22-Mar-14
Most Consecutive 10+ Point Games	53	David West	15-Dec-07 thru 16-Apr-08
Most Times Led Or Shared Scoring Lead	52	Jamal Mashburn	2002-03
Career			
Most Consecutive Games Played	175	Jamaal Magloire	30-Oct-02 thru 26-Nov-04
Most Consecutive Games Started	429	David West	1-Nov-05 thru 24-Mar-11
Most Consecutive 10+ Point Games	95	David West	15-Dec-07 thru 6-Feb-09

PLAYOFF RECORDS

2003 NBA Playoffs • First Round (2-4)

No.	Date	H/A	W/L	Opp	NOH/Opp	NOH Hi Scorer	NOH Hi Reb	Opp Hi Scorer	Opp Hi Reb	Attend
1	4/20	A	L	PHI	90-98	Mashburn 28	Brown 8	Iverson 55	Van Horn 10	19,711
2	4/23	A	L	PHI	85-90	Wesley 24	Magloire 7	Iverson 29	K. Thomas 16	20,229
3	4/26	H	W	PHI	99-85	Davis 28	Brown 12	Iverson 28	Van Horn 9	17,320
4	4/28	H	L	PHI	87-96	Davis 34	Brown 9	Iverson 22	K. Thomas 8	16,243
5	4/30	A	W	PHI	93-91	Mashburn 21	Magloire 12	Iverson 30	Thomas 14	19,403
6	5/2	H	L	PHI	103-107	Mashburn 36	Three with 8	Iverson 45	Van Horn 18	18,570

2004 NBA Playoffs • First Round (3-4)

No.	Date	H/A	W/L	Opp	NOH/Opp	NOH Hi Scorer	NOH Hi Reb	Opp Hi Scorer	Opp Hi Reb	Attend
1	4/18	A	L	MIA	79-81	Davis 17	Brown, Mag 11	Wade 21	Odum 11	20,102
2	4/21	A	L	MIA	63-93	Davis 13	Magloire 10	E. Jones 19	Grant 11	20,189
3	4/24	H	W	MIA	77-71	Davis 21	Brown, Lynch 11	C. Butler 24	C. Butler 15	14,251
4	4/27	H	W	MIA	96-85	Davis 23	Brown, West 7	Odum 25	Grant 9	16,009
5	4/30	A	L	MIA	83-87	Davis 33	Brown 13	E. Jones 25	C. Butler 11	20,147
6	5/2	H	W	MIA	89-83	Brown, Lyn 16	Brown, Mag 9	Wade 27	Odum 11	17,297
7	5/4	A	L	MIA	77-85	Smith 25	Magloire 10	Butler 23	Three with 9	20,286

2008 NBA Playoffs • First Round (4-1)

No.	Date	H/A	W/L	Opp	NOH/Opp	NOH Hi Scorer	NOH Hi Reb	Opp Hi Scorer	Opp Hi Reb	Attend
1	4/19	H	W	DAL	104-92	Paul 35	Chandler 15	Nowitzki 31	Nowitzki 10	17,446
2	4/21	H	W	DAL	127-103	Paul 32	Chandler 11	Nowitzki 27	Bass 8	17,885
3	4/24	A	L	DAL	87-97	Pargo 30	Chandler 11	Nowitzki 21	Nowitzki 19	20,839
4	4/27	A	W	DAL	97-84	West 24	West 9	Nowitzki 22	Nowitzki 13	20,644
5	4/30	H	W	DAL	99-94	West 25	Chandler 14	Nowitzki 22	Nowitzki 13	18,620

2008 NBA Playoffs • Second Round (3-4)

No.	Date	H/A	W/L	Opp	NOH/Opp	NOH Hi Scorer	NOH Hi Reb	Opp Hi Scorer	Opp Hi Reb	Attend
1	5/3	H	W	SAS	104-82	West 30	Chandler 15	Parker 23	Ginobili/Oberto 6	18,040
2	5/5	H	W	SAS	102-84	Paul 30	Chandler 11	Duncan 18	Duncan 8	17,927
3	5/8	A	L	SAS	99-110	Paul 35	West 12	Parker/Ginobili 31	Duncan 13	18,797
4	5/11	A	L	SAS	80-100	Paul 23	Paul/Armstrong 6	Duncan 22	Duncan 15	18,797
5	5/13	H	W	SAS	101-79	West 38	West 14	Ginobili 20	Duncan 23	18,246
6	5/15	A	L	SAS	80-99	Paul 21	Five with 6	Ginobili 25	Duncan 15	18,797
7	5/19	H	L	SAS	82-91	West 20	Chandler 15	Ginobili 26	Duncan 14	18,235

2009 NBA Playoffs • First Round (1-4)

No.	Date	H/A	W/L	Opp	NOH/Opp	Record	NOH Hi Scorer	NOH Hi Reb	Opp Hi Scorer	Attend
1	4/19	A	L	DEN	84-113	0-1	Paul 21	West 6	Billups 36	19,536
2	4/22	A	L	DEN	93-108	0-2	West 21	Chandler 11	Billups 31	19,623
3	4/25	H	W	DEN	95-93	1-2	Paul 32	West 9	Anthony 25	17,489
4	4/27	H	L	DEN	63-121	1-3	West 14	Possey 7	Anthony 26	17,236
5	4/29	A	L	DEN	86-107	1-4	West 24	West 9	Anthony 34	19,623

2011 NBA Playoffs • First Round (2-4)

No.	Date	H/A	W/L	Opp	NOH/Opp	Record	NOH Hi Scorer	NOH Hi Reb	Opp Hi Scorer	Attend
1	4/17	A	W	LAL	109-100	1-0	Paul 33	Ariza/Paul 7	Bryant 34	18,997
2	4/20	A	L	LAL	78-87	1-1	Ariza 22	Gray 8	Bynum 17	18,997
3	4/22	H	L	LAL	86-100	1-2	Landry 23	Ariza 12	Bryant 30	18,340
4	4/24	H	W	LAL	93-88	2-2	Paul 27	Paul 13	Bryant 17	18,083
5	4/26	A	L	LAL	90-106	2-3	Ariza 22	Gray 6	Bryant 19	18,997
6	4/28	H	L	LAL	80-98	2-4	Landry 19	Paul 8	Bryant 24	17,949

2015 NBA Playoffs • First Round (0-4)

No.	Date	H/A	W/L	Opp	NOH/Opp	Record	NOH Hi Scorer	NOH Hi Reb	Opp Hi Scorer	Attend
1	4/18	A	L	GSW	99-106	0-1	Davis 35	Asik/Pondexter 9	Curry 34	19,596
2	4/20	A	L	GSW	87-97	0-2	Davis 26	Asik 13	Thompson 26	19,596
3	4/23	H	L	GSW	119-123*	0-3	Davis 29	Davis 15	Curry 40	18,444
4	4/25	H	L	GSW	98-109	0-4	Davis 36	Davis 11	Curry 39	18,443

* overtime ** double overtime

PLAYOFF RECORDS

2015 First Round vs. Golden State Warriors

Player	G	GS	MIN	FG	FGA	PCT	3PM	3PA	PCT	FT	FTA	PCT	OFF	DEF	TOT	AST	PF	DQ	STL	TO	BLK	PTS	AVG
Davis	4	4	172	47	87	.540	0	2	.000	32	36	.889	9	35	44	8	12	-	5	13	12	126	31.5
Gordon	4	4	143	28	64	.444	13	32	.406	5	6	.833	2	7	9	15	11	-	2	10	2	74	18.5
Anderson	4	0	95	16	36	.444	5	12	.417	6	6	1.000	7	10	17	9	12	-	-	4	2	43	10.8
Evans	4	4	125	14	43	.326	2	11	.182	10	17	.588	3	17	20	20	10	-	5	6	1	40	10.0
Cole	4	0	106	15	36	.417	3	14	.214	2	3	.667	1	6	7	7	15	-	-	8	1	35	8.8
Pondexter	4	4	124	10	28	.357	3	10	.300	6	7	.857	3	17	20	12	13	-	7	1	-	29	7.3
Holiday	3	0	55	7	19	.368	1	4	.250	4	4	1.000	2	1	3	13	3	-	2	5	1	19	6.3
Cunningham	4	0	75	9	11	.818	-	-	-	3	3	1.000	4	14	18	2	7	-	3	-	-	4	21.5
Ajincia	3	0	10	4	4	1.000	-	-	-	-	-	-	-	1	1	1	2	-	1	-	-	8	2.7
Asik	4	4	79	2	10	.200	-	-	-	4	7	.571	12	17	29	6	10	-	5	5	-	8	2.0
NOP	4	-	985	152	338	.450	27	85	.318	72	89	.809	44	125	169	93	95	0	30	52	23	403	100.8
GSW	4	-	985	157	350	.449	47	124	.379	74	106	.698	56	130	186	103	79	1	29	48	25	435	108.8

2011 First Round vs. Los Angeles Lakers

Player	G	GS	MIN	FG	FGA	PCT	3PM	3PA	PCT	FT	FTA	PCT	OFF	DEF	TOT	AST	PF	DQ	STL	TO	BLK	PTS	AVG
Paul	6	6	250	42	77	.545	9	19	.474	39	49	.796	3	37	40	69	11	0	11	22	0	132	22.0
Landry	6	6	213	31	68	.456	0	0	---	33	36	.917	11	19	30	6	25	1	4	12	3	95	15.8
Ariza	6	6	241	35	85	.412	7	21	.333	16	22	.727	7	32	39	20	16	0	8	17	3	93	15.5
Belinelli	6	6	173	23	63	.365	8	26	.308	4	4	1.000	0	5	5	4	12	0	5	4	0	58	9.7
Okafor	6	6	188	20	31	.645	0	0	---	4	11	.364	17	16	33	0	28	1	6	12	6	44	7.3
Jack	6	0	111	12	34	.353	0	5	.000	11	16	.688	1	14	15	13	4	0	1	8	1	35	5.8
Green	6	0	84	14	36	.389	2	9	.222	4	7	.571	1	4	5	4	14	0	2	3	0	34	5.7
Gray	6	0	87	9	13	.692	0	0	---	3	8	.375	3	18	21	2	13	0	2	5	2	21	3.5
Smith	6	0	58	7	15	.467	0	0	---	0	0	---	1	6	7	1	11	0	2	0	0	14	2.3
Ewing Jr.	2	0	2	1	1	1.000	1	1	1.000	0	0	0.000	0	0	0	0	0	0	0	0	0	3	1.5
Mbenga	5	0	26	2	2	1.000	0	0	---	1	2	.500	2	3	5	1	7	0	2	1	3	5	1.0
Pondexter	3	0	9	1	6	.167	0	3	.000	0	0	---	0	1	1	1	1	0	0	0	0	2	0.7
NOP	6	-	1440	197	431	.457	27	84	.321	115	155	.742	46	155	254	121	142	2	43	77	18	536	89.3
LAL	6	-	1440	207	447	.463	33	90	.367	132	165	.800	74	171	293	115	127	1	35	77	35	597	96.5

2009 First Round vs. Denver Nuggets

Player	G	GS	MIN	FG	FGA	PCT	3PM	3PA	PCT	FT	FTA	PCT	OFF	DEF	TOT	AST	PF	DQ	STL	TO	BLK	PTS	AVG
West	5	5	178	32	80	.400	0	0	---	26	29	.897	5	32	37	6	19	1	5	14	2	90	18.0
Paul	5	5	201	30	73	.411	5	16	.313	18	21	.857	4	18	22	52	8	0	8	24	0	83	16.6
Possey	5	0	123	15	40	.375	5	19	.263	22	26	.846	5	26	31	3	12	0	3	10	0	57	11.4
Stojakovic	5	5	162	18	49	.367	8	26	.308	12	13	.923	4	10	14	2	17	0	4	6	1	56	11.2
Butler	5	5	158	17	37	.459	10	19	.526	9	9	1.000	3	12	15	1	14	0	1	6	4	53	10.6
Armstrong	4	1	53	6	13	.462	0	0	---	3	10	.300	3	5	8	1	15	1	4	6	1	15	3.8
Chandler	4	4	94	6	12	.500	0	0	---	3	6	.500	8	13	21	2	17	1	2	8	1	15	3.8
Marks	5	0	80	6	13	.462	0	1	.000	4	5	.800	10	10	20	0	9	0	3	2	2	16	3.2
Peterson	2	0	21	1	5	.200	1	3	.333	3	4	.750	1	2	3	1	3	0	1	0	0	6	3.0
Daniels	5	0	64	2	13	.154	1	4	.250	9	11	.818	1	2	3	9	1	0	2	5	1	14	2.8
Brown	3	0	33	3	8	.375	0	4	.000	2	2	1.000	2	3	5	0	2	0	0	3	0	8	2.7
Wright	4	0	32	3	7	.429	0	0	---	2	4	.500	0	6	6	2	6	0	0	1	1	8	2.0
Bowen	1	0	2	0	1	.000	0	0	---	0	0	---	0	0	0	0	1	0	0	0	0	0	0.0
NOH	5	-	1200	139	351	.396	30	92	.326	113	140	.807	46	139	185	79	124	3	33	92	13	421	84.2
DEN	5	-	1200	139	383	.499	49	101	.485	111	146	.760	50	159	209	125	124	2	47	63	26	542	108.4

PLAYOFF RECORDS

2008 Both Rounds Combined

Player	G	GS	MIN	FG	FGA	PCT	3FG	FGA	PCT	FT	FTA	PCT	OFF	DEF	TOT	AST	PF	DQ	STL	TO	BLK	PTS	AVG
Paul	12	12	486	111	221	.502	5	21	.238	62	79	.785	16	43	59	135	43	1	28	22	2	289	24.1
West	12	12	485	102	219	.466	1	2	.500	49	55	.891	21	81	102	34	32	0	13	21	23	254	21.2
Stojakovic	12	12	455	58	133	.436	28	51	.549	25	27	.926	6	59	65	6	19	0	6	8	1	169	14.1
Pargo	12	0	265	45	116	.388	15	43	.349	17	24	.708	5	25	30	27	22	0	12	11	2	122	10.2
Chandler	12	12	412	43	68	.632	0	0	---	10	16	.625	45	78	123	5	43	0	5	10	20	96	8.0
Peterson	12	12	277	33	68	.485	16	34	.471	4	6	.667	3	28	31	7	29	0	6	5	3	86	7.2
Wright	11	0	131	20	44	.455	2	9	.222	5	6	.833	6	12	18	5	8	0	10	5	1	47	4.3
Wells	12	0	170	22	57	.386	0	2	.000	0	6	.000	4	27	31	8	26	0	4	6	3	44	3.7
James	4	0	28	4	12	.333	2	5	.400	2	2	1.000	0	1	1	1	0	0	2	1	0	12	3.0
Armstrong	8	0	72	8	13	.615	0	0	---	5	10	.500	9	11	20	0	12	0	0	4	6	21	2.6
Ely	7	0	59	4	15	.267	0	0	---	7	10	.700	5	6	11	1	13	0	0	4	0	5	2.1
Bowen	9	0	39	1	6	.167	0	1	.000	2	2	1.000	3	11	14	2	1	0	1	1	0	4	0.4
NOH	12	-	2880	451	972	.464	69	168	.411	188	243	.774	123	382	505	231	248	1	87	106	61	1159	96.6
OPPONENTS	12	-	2880	395	929	.425	107	285	.375	218	288	.757	140	385	525	262	248	0	50	148	48	1115	92.9

2004 First Round vs. Miami Heat

Player	G	GS	MIN	FG	FGA	PCT	3PM	3PA	PCT	FT	FTA	PCT	OFF	DEF	TOT	AST	PF	DQ	STL	TO	BLK	PTS	AVG
Davis	7	7	260	43	114	.377	16	49	.327	25	33	.758	6	23	29	49	21	0	11	19	5	127	18.1
Lynch	7	7	147	25	57	.439	3	12	.250	5	8	.625	13	24	37	12	15	0	3	7	3	58	8.3
Augmon	7	0	168	18	48	.375	0	1	.000	16	18	.889	4	15	19	7	13	0	6	13	1	52	7.4
Smith	5	0	46	12	26	.462	6	11	.545	2	3	.667	2	6	8	1	5	0	0	3	0	32	6.4
West	7	0	111	15	28	.536	0	0	---	11	13	.846	8	22	30	8	10	0	2	7	4	41	5.9
Armstrong	7	0	150	8	34	.235	5	25	.200	3	3	1.000	6	9	15	16	10	0	6	13	0	24	3.4
Traylor	4	0	40	4	9	.444	0	0	---	2	3	.667	1	9	10	1	8	0	3	2	1	10	2.5
Williams	3	0	18	2	5	.400	0	1	.000	3	4	.750	0	0	0	4	5	0	1	4	0	7	2.3
Carter	1	0	2	0	1	.000	0	0	---	0	0	---	0	0	0	0	0	0	0	0	0	0	0.0
NOH	7	-	1680	205	534	.384	41	130	.315	113	145	.779	86	210	296	135	146	1	43	120	32	564	80.6
MIA	7	-	1680	213	527	.404	29	110	.255	131	178	.736	84	216	300	114	164	1	57	106	28	585	83.6

2003 First Round vs. Philadelphia 76ers

Player	G	GS	MIN	FG	FGA	PCT	3PM	3PA	PCT	FT	FTA	PCT	OFF	DEF	TOT	AST	PF	DQ	STL	TO	BLK	PTS	AVG
Mashburn	4	4	162	34	79	.430	6	15	.400	25	35	.714	0	14	14	21	4	0	4	10	1	99	24.8
Davis	5	5	194	37	83	.446	12	35	.343	16	22	.727	4	14	18	42	20	0	7	15	2	102	20.4
Wesley	6	6	185	29	72	.403	14	34	.412	7	7	1.00	1	6	7	13	23	1	5	15	1	79	13.2
Magloire	6	6	188	22	49	.449	0	0	---	25	33	.758	17	33	50	2	15	0	4	9	6	69	11.5
Brown	6	6	193	21	44	.477	0	0	---	19	25	.760	20	26	46	6	22	0	7	5	3	61	10.2
Lynch	6	3	163	18	42	.429	5	18	.278	1	4	.250	10	27	37	10	14	0	6	8	5	42	7.0
Moiso	4	0	60	10	16	.625	0	0	---	3	4	.750	8	8	16	5	9	0	0	4	7	23	5.8
Augmon	4	0	69	5	15	.333	0	0	---	7	8	.875	1	9	10	3	8	0	3	3	0	17	4.3
Pack	4	0	42	6	13	.462	0	0	---	3	3	1.00	0	1	1	4	9	0	0	1	0	15	3.8
Alexander	5	0	39	7	16	.438	1	1	1.00	3	4	.750	2	2	4	1	6	0	2	1	0	18	3.6
Traylor	6	0	94	10	22	.455	0	0	---	1	4	.250	11	19	30	4	17	0	3	6	5	21	3.5
Anderson	5	0	51	4	12	.333	0	0	---	3	3	1.00	0	2	2	9	6	0	3	4	0	11	2.2
NOH	6	-	1440	203	463	.438	38	103	.369	113	152	.743	74	161	235	120	153	1	44	88	30	557	92.8
PHI	6	-	1440	201	454	.443	26	74	.351	139	170	.818	74	161	235	118	137	1	47	86	14	567	94.5

PLAYOFF RECORDS

Franchise - Team Highs and Lows

Highs				Lows		
Total Points	127	vs. Dallas	22-Apr-08	63	Twice (vs. DEN, 27-Apr-09)	
Field Goals Made	48	vs. Dallas	22-Apr-08	17	vs. Denver	27-Apr-09
Field Goals Attempted	90	vs. Golden State	23-Apr-15	54	vs. Denver	27-Apr-09
Field Goal Percentage	.608	vs. Dallas	22-Apr-08	.244	at Miami	21-Apr-04
Three-Pt. Field Goals Made	24	3 times (at LAL, 4-Apr-11)		2	4 times (vs. LAL, 22-Apr-11)	
Three-Pt. Field Goals Attempted	10	at Miami	30-Apr-04	9	at San Antonio	15-May-08
Free Throws Made	30	at Philadelphia	20-Apr-03	9	at San Antonio	11-May-08
Free Throws Attempted	40	at Philadelphia	20-Apr-03	12	at San Antonio	11-May-08
Free Throw Percentage	1.000	at Dallas	25-Apr-08	.609	vs. Philadelphia	2-May-03
Offensive Rebs	21	vs. Philadelphia	26-Apr-03	3	at Los Angeles Lakers	26-Apr-11
Defensive Rebs	38	vs. San Antonio	13-May-08	22	at Los Angeles Lakers	26-Apr-11
Total Rebs	51	vs. Philadelphia	26-Apr-03	25	at Los Angeles Lakers	26-Apr-11
Assists	30	vs. Dallas	22-Apr-08	10	vs. Denver	27-Apr-09
Steals	11	3 times (at MIA, 21-Apr-04)		1	at Denver	22-Apr-09
Turnovers	27	vs. Denver	27-Apr-09	3	at Los Angeles Lakers	17-Apr-11
Blocked Shots	9	vs. Philadelphia	2-May-03	1	Twice (at LAL, 17-Apr-11)	
1st Quarter Points	39	vs. Dallas	22-Apr-08	13	at Golden State	18-Apr-15
2nd Quarter Points	33	at San Antonio	5-May-08	14	at Miami	4-May-04
3rd Quarter Points	36	Twice (vs. SAS, 5-May-08)		10	at Miami	21-Apr-04
4th Quarter Points	36	at Los Angeles Lakers	17-Apr-11	13	vs. Denver	27-Apr-09
1st Half Points	67	vs. Dallas	22-Apr-08	31	at Miami	4-May-04
2nd Half Points	64	vs. Dallas	19-Apr-08	24	vs. Denver	27-Apr-09
Overtime Points	11	vs. Golden State	23-Apr-15			

*If done multiple times, most recently in parenthesis

Opponents - Team Highs and Lows

Highs				Lows		
Total Points	121	vs. Denver	27-Apr-09	71	vs. Miami	24-Apr-04
Field Goals Made	43	Twice (vs. DEN, 27-Apr-09)		25	vs. Miami	24-Apr-04
Field Goals Attempted	89	at Dallas	27-Apr-08	70	3 times (vs. DAL, 22-Apr-08)	
Field Goal Percentage	.566	vs. Denver	27-Apr-09	.329	vs. Miami	24-Apr-04
Three-Pt. Field Goals Made	12	Twice (vs. SAS, 19-May-08)		2	4 times (at MIA, 4-May-04)	
Three-Pt. Field Goals Attempted	31	vs. San Antonio	3-May-08	6	at Philadelphia	23-Apr-03
Free Throws Made	33	vs. Dallas	19-Apr-08	12	4 times (at SAS, 15-May-08)	
Free Throws Attempted	39	vs. Dallas	22-Apr-08	16	at Dallas	27-Apr-08
Free Throw Percentage	.962	vs. Los Angeles Lakers	28-Apr-11	.571	vs. San Antonio	3-May-08
Offensive Rebs	17	Twice (vs. DAL, 19-Apr-08)		6	Twice (at DEN, 29-Apr-09)	
Defensive Rebs	39	at Miami	21-Apr-04	23	Twice (vs. LAL, 24-Apr-11)	
Total Rebs	52	at Dallas	25-Apr-08	32	Twice (vs. LAL, 24-Apr-11)	
Assists	29	vs. Denver	27-Apr-09	12	Twice (at DAL, 27-Apr-08)	
Steals	15	vs. Denver	27-Apr-09	1	Twice (at LAL, 17-Apr-11)	
Turnovers	21	vs. Miami	2-May-04	6	at Denver	22-Apr-09
Blocked Shots	8	Twice (at LAL, 20-Apr-11)		1	3 times (vs. PHI, 26-Apr-03)	
1st Quarter Points	36	at San Antonio	15-May-08	14	3 times (vs. MIA, 2-May-04)	
2nd Quarter Points	33	at San Antonio	8-May-08	14	at Dallas	7-Apr-08
3rd Quarter Points	32	at Denver	19-Apr-09	11	vs. San Antonio	13-May-08
4th Quarter Points	36	at Los Angeles Lakers	17-Apr-11	14	Twice (vs. MIA, 27-Apr-04)	
1st Half Points	61	vs. Denver	27-Apr-09	29	vs. Miami	24-Apr-04
2nd Half Points	60	vs. Denver	27-Apr-09	32	vs. San Antonio	13-May-08
Overtime Points						

PLAYOFF RECORDS

PLAYOFF RECORDS

Franchise - Individual Highs

Total Points	38	David West	vs. San Antonio	13-May-08
Minutes	48	Chris Paul	vs. San Antonio	19-May-08
Field Goals Made	16	David West	vs. San Antonio	13-May-08
Field Goals Attempted	27	Jamal Mashburn	vs. Philadelphia	2-May-03
Three-Point Field Goals Made	5	6 times; most recently: Trevor Ariza	at Los Angeles Lakers	26-Apr-11
Three-Point Field Goals Attempted	12	Baron Davis	Twice	
Free Throws Made	12	Chris Paul	vs. Dallas	22-Apr-08
Free Throws Attempted	14	Chris Paul	vs. Dallas	22-Apr-08
Offensive Rebs	7	Three times; most recently: Tyson Chandler	vs. Dallas	29-Apr-08
Defensive Rebs	12	Anthony Davis	vs. Golden State	23-Apr-15
Total Rebs	15	Four times; most recently: Anthony Davis	vs. Golden State	23-Apr-15
Assists	17	Chris Paul	vs. Dallas	22-Apr-08
Steals	5	Chris Paul	vs. San Antonio	19-May-08
Turnovers	6	Four times; most recently: Chris Paul	vs. Denver	27-Apr-09
Blocked Shots	5	David West	vs. San Antonio	13-May-08

Opponents - Individual Highs

Total Points	55	Allen Iverson	at Philadelphia	20-Apr-03
Minutes	48	Dirk Nowitzki	vs. Dallas	29-Apr-08
Field Goals Made	21	Allen Iverson	at Philadelphia	20-Apr-03
Field Goals Attempted	32	Allen Iverson	at Philadelphia	20-Apr-03
Three-Point Field Goals Made	8	Chauncey Billups	at Denver	19-Apr-09
Three-Point Field Goals Attempted	11	Manu Ginobili	vs. San Antonio	19-May-08
Free Throws Made	13	Allen Iverson	vs. Philadelphia	2-May-03
Free Throws Attempted	18	Allen Iverson	vs. Philadelphia	2-May-03
Offensive Rebs	8	Andrew Bynum	vs. Los Angeles Lakers	28-Apr-11
Defensive Rebs	18	Twice; most recently: Tim Duncan	vs. San Antonio	13-May-08
Total Rebs	23	Tim Duncan	vs. San Antonio	13-May-08
Assists	12	Eric Snow	vs. Philadelphia	20-Apr-03
Steals	5	Twice; most recently: Caron Butler	at Miami	18-Apr-04
Turnovers	7	Lamar Odom	Twice	
Blocked Shots	6	3 times; most recently: Chris Andersen	at Denver	19-Apr-09

PLAYOFF RECORDS

Top Team Performances

Franchise

Most Points

127	vs. Dallas	22-Apr-08
119	vs. Golden State	23-Apr-15
109	at Los Angeles Lakers	17-Apr-11
104	vs. Dallas	19-Apr-08
103	vs. Philadelphia	2-May-03

Field Goal Percentage

.608	vs. Dallas	(48-79)	22-Apr-08
.519	at Los Angeles Lakers	(41-79)	17-Apr-11
.500	vs. Miami	(35-70)	27-Apr-04
	at Dallas	(38-76)	27-Apr-08
	vs. San Antonio	(43-86)	3-May-08

Free Throw Percentage

1.000	at Dallas	(13-13)	25-Apr-08
.944	vs. Los Angeles Lakers	(17-18)	28-Apr-11
.938	at New York	(15-16)	24-Apr-97
.923	at San Antonio	(12-13)	15-May-08
.900	at Chicago	(9-10)	13-May-0 9

Rebounds

51	vs. Philadelphia	26-Apr-03
50	vs. San Antonio	3-May-08
	vs. San Antonio	13-May-08
48	at Miami	30-Apr-04
47	vs. Dallas	19-Apr-08
	vs. Golden State	23-Apr-15
46	at Miami	21-Apr-04

Assists

30	vs. Dallas	22-Apr-08
27	vs. Miami	27-Apr-04
26	vs. Philadelphia	2-May-03
25	vs. Los Angeles Lakers	24-Apr-11
24	vs. Golden State	23-Apr-15

Steals

11	3 times; most recently: at San Antonio	11-May-08
10	3 times; most recently: at Golden State	20-Apr-15
9	4 times; most recently: at Los Angeles Lakers	26-Apr-11
8	7 times; most recently: at Los Angeles Lakers	17-Apr-11

Opponents

Most Points

123	vs. Golden State	23-Apr-15
121	vs. Denver	27-Apr-09
113	at Denver	19-Apr-09
110	at San Antonio	5-May-08
108	at Denver	22-Apr-09

Field Goal Percentage

.566	vs. Denver	(43-76)	27-Apr-09
.514	at Denver	(37-72)	29-Apr-09
.513	at San Antonio	(39-76)	11-May-08
.507	at Denver	(38-75)	19-Apr-09
.500	at Denver	(43-86)	22-Apr-09

Free Throw Percentage

.962	vs Los Angeles Lakers	(25-26)	28-Apr-11
.905	vs. San Antonio	(19-21)	19-May-08
.900	at Miami	(27-30)	21-Apr-04
.893	at Philadelphia	(25-28)	30-Apr-03
.889	vs. Miami	(16-18)	27-Apr-04

Rebounds

52	at Dallas	25-Apr-08
51	at Miami	21-Apr-04
	vs. San Antonio	19-May-08
	vs. Golden State	23-Apr-15
49	at Denver	19-Apr-09
48	vs. Miami	24-Apr-04
	vs. Dallas	19-Apr-08

Assists

29	vs. Denver	27-Apr-09
28	at San Antonio	8-May-08
	at San Antonio	15-May-08
27	at San Antonio	11-May-08
26	at Denver	22-Apr-09
	at Denver	29-Apr-09

Steals

15	vs. Denver	27-Apr-09
13	vs. Philadelphia	28-Apr-03
	at Miami	4-May-04
11	at Philadelphia	20-Apr-03
10	at Philadelphia	23-Apr-03

PLAYOFF RECORDS

Top Individual Performances

Franchise			Opponents				
Points			Points				
38	David West	vs. San Antonio	13-May-08	55	Allen Iverson	at Philadelphia	20-Apr-03
36	Jamal Mashburn	vs. Philadelphia	2-May-03	45	Allen Iverson	vs. Philadelphia	2-May-03
	Anthony Davis	vs. Golden State	25-Apr-15	40	Stephen Curry	vs. Golden State	23-Apr-15
35	Chris Paul	at San Antonio	8-May-08	39	Stephen Curry	vs. Golden State	25-Apr-15
	Chris Paul	at Denver	19-Apr-09	36	Chauncey Billups	at Denver	19-Apr-09
	Anthony Davis	at Golden State	18-Apr-15	34	Carmelo Anthony	at Denver	29-Apr-09
34	Baron Davis	vs. Philadelphia	28-Apr-03		Kobe Bryant	at Los Angeles Lakers	17-Apr-11
					Stephen Curry	at Golden State	18-Apr-15
				...			
				32	Dirk Nowitzki	at Dallas	25-Apr-08
Rebounds			Rebounds				
15	Tyson Chandler	vs. Dallas	19-Apr-08	23	Tim Duncan	vs. San Antonio	13-May-08
	Tyson Chandler	vs. San Antonio	3-May-08	19	Dirk Nowitzki	at Dallas	25-Apr-08
	Tyson Chandler	vs. San Antonio	19-May-08	18	Keith Van Horn	vs. Philadelphia	2-May-03
	Anthony Davis	vs. Golden State	25-Apr-15	17	Draymond Green	vs. Golden State	23-Apr-15
14	Tyson Chandler	vs. Dallas	29-Apr-08	16	Kenny Thomas	at Philadelphia	23-Apr-03
	David West	vs. San Antonio	13-May-08				
13	PJ Brown	at Miami	30-Apr-04				
	Chris Paul	vs. Los Angeles Lakers	24-Apr-11				
	Omer Asik	vs. Golden State	20-Apr-15				
Assists			Assists				
17	Chris Paul	vs. Dallas	22-Apr-08	12	Eric Snow	vs. Philadelphia	28-Apr-03
15	Chris Paul	vs. Dallas	29-Apr-08	11	Chauncey Billups	vs. Denver	29-Apr-09
	Chris Paul	vs. Los Angeles Lakers	24-Apr-11		Tony Parker	at San Antonio	8-May-08
14	3 times; most recently:			10	Eric Snow	at Philadelphia	20-Apr-03
	Chris Paul	at Los Angeles Lakers	17-Apr-11		Dwyane Wade	vs. Miami	27-Apr-04
13	Twice; most recently:			9	Several times		
	Chris Paul	at Denver	22-Apr-09				
12	4 times; most recently:						
	Chris Paul	at Los Angeles Lakers	26-April-11				

PLAYOFF RECORDS

Playoff Leaders

Games Played		3-Point FG Attempted		Average Rebs	
1. David West	24	1. Baron Davis	84	(minimum four games played)	
2. Chris Paul	23	2. Peja Stojakovic	77	1. ANTHONY DAVIS	11.0
3. Peja Stojakovic	17	3. David Wesley	64	2. Tyson Chandler	9.0
4. Tyson Chandler	16	4. Chris Paul	56	3. PJ Brown	8.8
5. Julian Wright	15	5. Jannero Pargo	43	4. Jamaal Magloire	8.8
Minutes Played		3-Point Percentage		5. OMER ASIK	7.3
1. Chris Paul	937	(minimum 10 3FGA)		5. David West	7.0
2. David West	775	1. Steve Smith	.545	Assists	
3. Peja Stojakovic	617	2. Rasual Butler	.526	1. Chris Paul	256
4. Tyson Chandler	505	3. Peja Stojakovic	.468	2. Baron Davis	91
5. Baron Davis	454	4. Morris Peterson	.459	3. David West	48
		5. RYAN ANDERSON	.417	4. David Wesley	30
Total Points		Free Throws Made		5. Jannero Pargo	27
1. Chris Paul	504	1. Chris Paul	119	Average Assists	
2. David West	385	2. David West	86	(minimum four games played)	
3. Baron Davis	229	3. Jamaal Magloire	46	1. Chris Paul	11.1
4. Peja Stojakovic	225	4. Baron Davis	41	2. Baron Davis	7.6
5. David Wesley	153	5. Peja Stojakovic	37	3. Jamal Mashburn	5.3
Average Points		Free Throws Attempted		4. TYREKE EVANS	5.0
(minimum four games played)		1. Chris Paul	149	5. ERIC GORDON	3.8
1. ANTHONY DAVIS	31.5	2. David West	97	Steals	
2. Jamal Mashburn	23.2	3. Jamaal Magloire	61	1. Chris Paul	47
3. Chris Paul	21.9	4. Baron Davis	55	2. David West	20
4. Baron Davis	19.1	5. Peja Stojakovic	40	3. Baron Davis	18
5. ERIC GORDON	18.5	Free Throw Percentage		4. Jannero Pargo	12
Field Goals Made		(minimum 10 FTA)		5. PJ Brown	10
1. Chris Paul	183	1. Peja Stojakovic	.925	Peja Stojakovic	10
2. David West	149	2. Carl Landry	.917	David Wesley	10
3. Baron Davis	80	3. ANTHONY DAVIS	.889	Julian Wright	10
4. Peja Stojakovic	76	4. David West	.887	Turnovers	
5. David Wesley	53	5. Stacey Augmon	.885	1. Chris Paul	68
Field Goals Attempted		Offensive Rebs		2. David West	42
1. Chris Paul	371	1. Tyson Chandler	53	3. Baron Davis	34
2. David West	327	2. PJ Brown	49	4. David Wesley	31
3. Baron Davis	197	3. David West	34	5. Jamaal Magloire	20
4. Peja Stojakovic	182	4. Jamaal Magloire	33	Blocked Shots	
5. David Wesley	146	5. George Lynch	23	1. David West	29
Field Goal Percentage		Chris Paul	23	2. Tyson Chandler	21
(minimum 20 FGM)		Defensive Rebs		3. PJ Brown	14
1. Emeka Okafor	.645	1. David West	135	4. Jamaal Magloire	13
2. Tyson Chandler	.613	2. Chris Paul	98	5. ANTHONY DAVIS	12
3. ANTHONY DAVIS	.540	3. Tyson Chandler	91		
4. Chris Paul	.493	4. Jamaal Magloire	81		
5. Morris Peterson	.466	5. Peja Stojakovic	69		
3-Point Field Goals Made		Total Rebs			
1. Peja Stojakovic	36	1. David West	169		
2. Baron Davis	28	2. Tyson Chandler	144		
3. David Wesley	25	3. Chris Paul	121		
4. Chris Paul	19	4. PJ Brown	114		
5. Morris Peterson	17	Jamaal Magloire	114		

OPPONENTS



2015-16 Pelicans vs. Hawks

Nov. 6 vs. Atlanta
Nov. 11 at Atlanta

2014-15 vs. Hawks (1-1)

Nov. 28 at Atlanta L 91-100
Feb. 2 vs. Atlanta W 115-100



2015-16 Pelicans vs. Celtics

Dec. 7 vs. Boston
Apr. 6 at Boston

2014-15 vs. Celtics (0-2)

Jan. 12 at Boston L 100-108
Mar. 6 vs. Boston L 98-104

OPPONENTS

Directory

Principal Owner & Chairman of the Board..... Tony Ressler
Vice Chair of Board of Directors..... Grant Hill
Alternate NBA Governor..... Steven Price
CEO, Atlanta Hawks Basketball Club/Phillips Arena..... Steve Koonin
President, Basketball Operations/Head Coach..... Mike Budenholzer
(All-Time: 98-66, .598; All-Time vs New Orleans: 1-3, .250)
General Manager..... Wes Wilcox
Assistant Coaches..... Kenny Atkinson, Darvin Ham, Taylor Jenkins, Charles Lee,
Neven Spahija, Ben Sullivan
Head Athletic Trainer..... Art Horne
Vice President of Public Relations..... Garin Narain
Director of Media Relations..... Jon Steinberg
Sr. Manager of Media Relations..... Jason Roose

General Information

Division..... Southeast
Phone..... (404) 878-3800
Address..... Centennial Tower, 101 Marietta Street, Suite 1900, Atlanta, GA 30303
Home Court..... Phillips Arena (18,047, opened 1999)
Radio..... WZGC 92.9 FM - Steve Holman
TV..... Fox Sports Southeast - Bob Rathbun, Dominique Wilkins, Andre Aldridge, Olivia Harlan

New Orleans vs. Atlanta Franchise Series Notes

Overall Record: 17-12 (.586) Home Record: 11-4 (.733) Road Record: 6-8 (.429)
Current Streak: Won 1 Home: Won 2 Road: Lost 1
New Orleans Biggest Win..... 41 (100-59 at Atlanta on Jan. 21, 2011)
New Orleans Biggest Loss..... 23 (98-121 at Atlanta on Nov. 11, 2009)
New Orleans Last Win At Home..... 115-100 on Feb. 2, 2015
New Orleans Last Loss At Home..... 86-95 on Jan. 21, 2013
New Orleans Last Win On The Road..... 111-105 on Mar. 21, 2014
New Orleans Last Loss On The Road..... 91-100 on Nov. 28, 2014

Directory

Managing Partner, Governor & Chief Executive Officer..... Wyc Grousbeck
President..... Rich Gotham
President of Basketball Operations..... Danny Ainge
Head Coach..... Brad Stevens (All-Time: 65-99, .396; All-Time vs New Orleans: 2-2, .500)
Assistant Coaches..... Jay Larranaga, Walter McCarty, Micah Shrewsberry
Jamie Young, Jerome Allen
Athletic Trainer..... Ed Lacerte
Strength & Conditioning Coach..... Bryan D. Doo
Senior VP of Communications..... Christian Megliola
VP, Media Services/Alumni Relations..... Jeff Twiss
Sr. Director of Public Relations..... Heather Walker
Media Services Manager..... Brian Olive
Communications Coordinator..... Taylor Kielpinski-Rogers

General Information

Division..... Atlantic
Phone..... (617) 854-8000
Address..... 226 Causeway St., 4th Floor, Boston, MA 02114
Home Court..... TD Garden (18,624, opened 1995)
Radio..... WEEI (850 AM) - Sean Grande, Cedric Maxwell
Cable TV..... Comcast SportsNet - Mike Gorman, Tom Heinsohn, Brian Scalabrine, Abby Chin

New Orleans vs. Boston Franchise Series Notes

Overall Record: 15-14 (.517) Home Record: 9-6 (.600) Road Record: 6-8 (.429)
Current Streak: Lost 2 Home: Lost 1 Road: Lost 1
New Orleans Biggest Win..... 19 (97-78 at New Orleans on Dec. 28, 2011)
New Orleans Biggest Loss..... 28 (65-93 at Boston on Mar. 12, 2003)
New Orleans Last Win At Home..... 87-86 on Mar. 20, 2013
New Orleans Last Loss At Home..... 98-104 on Mar. 6, 2015
New Orleans Last Win On The Road..... 90-78 on Jan. 16, 2013
New Orleans Last Loss On The Road..... 100-108 on Jan. 12, 2014

**2015-16 Pelicans vs. Nets**

Jan. 30 vs. Brooklyn
Apr. 3 at Brooklyn

2014-15 vs. Nets (2-0)

Feb. 25 vs. Brooklyn W 102-96
Mar. 10 at Brooklyn W 111-91

**2015-16 Pelicans vs. Hornets**

Jan. 15 vs. Charlotte
Mar. 9 at Charlotte

2014-15 vs. Charlotte (1-1)

Nov. 4 vs. Charlotte W 100-91
Jan. 7 at Charlotte L 94-98

Directory

Principal Owner.....Mikhail Prokhorov
Chairman of the Board of Directors.....Dmitry Razumov
President, ONEXIM Sports and Ent. Holding USA.....Irina Pavlova
Chief Executive Officer.....Brett D. Yormark
General Manager.....Billy King
Assistant General Manager.....Frank Zarin
Head Coach.....Lionel Hollins (All-Time: 252-245, .507; All-Time vs. New Orleans: 8-9, .470)
Assistant Coaches.....Paul Westphal, Tony Brown, Joe Wolf, Jay Humphries, Steve Jones
Assistant Coach/Advance Scout.....Jim Sann
Strength & Conditioning Coach/Nutritional Director.....Trevor St. Agathe
Athletic Trainer.....Tim Walsh
Vice President of Public Relations.....Gary Sussman
Senior Director of Public Relations.....Aaron Harris
Manager, Public Relations.....Eli Pearlstein
Executive Vice President & Chief Communications Officer.....Barry Baum
Communications Director.....Mandy Gutmann
Communications Manager.....Stuart Bryan

General Information

Division.....Atlantic
Phone.....(201) 635-3109
Address.....390 Murray Hill Parkway, East Rutherford, NJ 07073
Home Court.....Barclays Center (17,732, opened 2012)
Radio.....WFAN (660 AM/101.9 FM) - Chris Carrino, Tim Capstraw
Spanish Radio.....WADO (1280 AM). Broadcasters - Ino Gomez, Max Perez Jimenez
Cable TV.....YES Network - Ian Eagle, Mike Fratello, Ryan Ruocco, Jim Spanakel, Donny Marshall, Sarah Kustok

New Orleans vs. Brooklyn Franchise Series Notes

Overall Record: 14-14 (.500) Home Record: 7-6 (.538) Road Record: 7-8 (.467)
Current Streak: Won 3 Home: Won 2 Road: Won 1
New Orleans Biggest Win.....20 (111-91 at Brooklyn on Mar. 10, 2015)
New Orleans Biggest Loss.....28 (87-115 at New Jersey on Apr. 3, 2010)
New Orleans Last Win At Home.....102-96 on Feb. 25, 2015
New Orleans Last Loss At Home.....97-101 on Feb. 26, 2013
New Orleans Last Win On The Road.....111-91 on Mar. 10, 2015
New Orleans Last Loss On The Road.....81-93 on Feb. 9, 2014

Directory

Chairman.....Michael Jordan
Vice Chairman.....Curtis Polk
General Manager.....Rich Cho
Assistant General Manager.....Chad Buchanan
Head Coach.....Steve Clifford (All-Time: 76-88, .463; All-Time vs. New Orleans: 2-2, .500)
Associate Head Coach.....Patrick Ewing
Assistant Coaches.....Stephen Silas, Pat Delany, Bob Weiss, Steve Hetzel, Bruce Kruetzel
Head Athletic Trainer.....Steve Stricker
Communications.....Mike Cristaldi, Josh Rosen, Brian Travis, Danny Franks

General Information

Division.....Southeast
Phone.....(704) 688-8600
Address.....333 E. Trade St., Charlotte, NC 28202
Home Court.....Time Warner Cable Arena (19,077, opened 2005)
Radio.....WFNZ- Steve Martin, Matt Carroll
TV.....Fox Sports Southeast - Eric Collins, Dell Curry, Stephanie Ready

New Orleans vs. Charlotte Franchise Series Notes

Overall Record: 15-7 (.700) Home Record: 9-2 (.800) Road Record: 6-5 (.556)
Current Streak: Lost 1 Home: Won 3 Road: Lost 2
New Orleans Biggest Win.....19 (105-84 at New Orleans on Nov. 2, 2013)
New Orleans Biggest Loss.....4 (Twice)
New Orleans Last Win At Home.....100-91 on Nov. 4, 2014
New Orleans Last Loss At Home.....71-73 on Mar. 12, 2012
New Orleans Last Win On The Road.....98-95 on Dec. 29, 2012
New Orleans Last Loss On The Road.....94-98 on Jan. 7, 2015

**2015-16 Pelicans vs. Bulls**

Dec. 12 at Chicago
Apr. 11 vs. Chicago

2014-15 vs. Bulls (0-2)

Dec. 27 at Chicago L 100-107
Feb. 7 vs. Chicago L 72-107

**2015-16 Pelicans vs. Cavaliers**

Nov. 10 at Cleveland
Dec. 12 vs. Cleveland

2014-15 vs. Cavaliers (1-1)

Nov. 10 at Cleveland L 111-118
Dec. 12 vs. Cleveland W 119-114

Directory

Chairman.....Jerry Reinsdorf
President and Chief Operating Officer.....Michael Reinsdorf
Executive Vice President-Basketball Operations.....John Paxson
General Manager.....Gar Forman
Assistant General Manager.....Brian Hagen
Head Coach.....Fred Holberg (All-Time: 0-0, .000; All-Time vs. New Orleans: 0-0, .000)
Assistant Coaches.....Pete Myers, Randy Brown, Mike Wilhelm, Charlie Henry
Director of Sports Performance.....Jennifer Swanson
Head Athletic Trainer.....Jeff Tanaka
Assistant Athletic Trainer.....Armando Rivas
Head Strength Coach.....Nick Papendieck
Assistant Strength Coach.....Matt Johnson
Senior Director of Public and Media Relations.....Tim Hallam
Senior Manager of Public and Media Relations.....Matt Yob
Manager of Public and Media Relations.....Shaun Hickombottom

General Information

Division.....Central
Phone.....(312) 455-4000
Address.....1901 West Madison Street, Chicago, IL 60612
Home Court.....United Center (20,917, opened 1994)
Radio.....WMVP (1000 AM) - Chuck Swirsky, Bill Wenington, Steve Kashul
Spanish Radio.....WRTD (1200 AM) - Omar Ramos, Matt Moreno
TV.....WGN (Channel 9), WPWR (Channel 50) - Neil Funk, Stacey King
Cable TV.....Comcast SportsNet Chicago - Neil Funk, Stacey King

New Orleans vs. Chicago Franchise Series Notes

Overall Record: 12-18 (.400) Home Record: 6-9 (.400) Road Record: 6-9 (.400)
Current Streak: Lost 3 Home: Lost 1 Road: Lost 1
New Orleans Biggest Win.....25 (115-90 at Brooklyn on Dec. 3, 2002)
New Orleans Biggest Loss.....35 (72-107 at New Orleans on Feb. 7, 2015)
New Orleans Last Win At Home.....88-79 on Feb. 1, 2014
New Orleans Last Loss At Home.....72-107 on Feb. 7, 2015
New Orleans Last Win On The Road.....131-128 (3OT) on Dec. 2, 2013
New Orleans Last Loss On The Road.....100-107 on Dec. 27, 2014

Directory

Majority Owner/Chairman.....Dan Gilbert
Vice Chairmen.....Jeff Cohen, Nate Forbes
General Manager.....David Griffin
Assistant General Manager.....Trent Redden
Head Coach.....David Blatt (All-Time: 53-29, .646 All-Time vs. New Orleans: 1-1, .500)
Assistant Coaches.....Tyronn Lue, Jim Boylan, Larry Drew, Bret Briellemaier, James Posey
High Performance Director.....Alex Moore
Head Athletic Trainer.....Stephen Spiro
Head Strength and Conditioning Coach.....Derek Millender
Director of Team Operations.....Mark Cashman
CEO.....Len Komoroski
President of Business Operations.....Kerry Bubolz
Senior Vice President, Communications/Broadcasting.....Tad Carper
Director of Basketball Communications.....B.J. Evans
Basketball Communications Manager.....Jeff Schaefer
Basketball Communications Coordinator.....Cherome Owens
Senior Director of Corporate Communications.....Phyllis Salem

General Information

Division.....Central
Phone.....(216) 420-2000
Address.....One Center Court, Cleveland, OH 44115-4001
Home Court.....Quicken Loans Arena (20,562, opened 1994)
Radio.....WTAM (1100 AM) - John Michael, Jim Chones, Mike Snyder
Spanish Radio.....LA MEGA (87.7 FM) - Rafael Hernández Brito
Cable TV.....Fox Sports Ohio - Fred McLeod, Austin Carr, Allie Clifton

New Orleans vs. Cleveland Franchise Series Notes

Overall Record: 15-14 (.517) Home Record: 10-4 (.714) Road Record: 5-10 (.333)
Current Streak: Won 1 Home: Won 4 Road: Lost 1
New Orleans Biggest Win.....26 (102-76 at New Orleans on Mar. 7, 2003)
New Orleans Biggest Loss.....22 (87-109 at Cleveland on Nov. 2, 2005)
New Orleans Last Win At Home.....119-114 on Dec. 12, 2014
New Orleans Last Loss At Home.....92-105 on Mar. 24, 2010
New Orleans Last Win On The Road.....100-89 on Jan. 28, 2014
New Orleans Last Loss On The Road.....111-118 on Nov. 10, 2014



2015-16 Pelicans vs. Mavericks

Nov. 7	at Dallas	
Nov. 10	vs. Dallas	
Jan. 2	at Dallas	
Jan. 6	vs. Dallas	

2014-15 vs. Mavericks (1-3)

Nov. 1	vs. Dallas	L	104-109
Dec. 10	at Dallas	L	107-112
Jan. 25	vs. Dallas	W	109-106
Mar. 2	at Dallas	L	93-102



2015-16 Pelicans vs. Nuggets

Nov. 17	vs. Denver	
Dec. 20	at Denver	
Mar. 31	vs. Denver	

2014-15 vs. Nuggets (1-3)

Nov. 21	at Denver	L	97-117
Jan. 28	vs. Denver	L	85-93
Mar. 1	at Denver	W	99-92
Mar. 15	vs. Denver	L	111-118 (2OT)

Directory

Owner.....	Mark Cuban
President of Basketball Operations/General Manager.....	Donn Nelson
Assistant General Manager.....	Keith Grant
Head Coach.....	Rick Carlisle (All-Time: 619-431, .590; All-Time vs New Orleans: 28-17, .622)
Assistant Coaches.....	Melvin Hunt, Kaleb Canales, Jamahl Mosley, Darrell Armstrong
Head Athletic Trainer.....	Casey Smith
Assistant Athletic Trainer.....	Dionne Calhoun
Assistant Coach/Strength Coach.....	Jeremy Holm
Vice President of Basketball Communications.....	Sarah Melton
Basketball Communications Director.....	Scott Tomlin
Basketball Communications Manager.....	Alan Rakowski

General Information

Division.....	Southwest
Phone.....	(214) 665-4660
Address.....	2500 Victory Avenue, Dallas, TX 75219
Home Court.....	American Airlines Center (19,200, opened 2001)
Radio.....	ESPN Radio (103.3 FM) - Chuck Cooperstein, Brad Davis
Spanish Radio.....	KFLC (1270 AM) - Victor Villalba
TV.....	Fox Sports Southwest - Mark Followill, Derek Harper, Jeff Wade

New Orleans vs. Dallas Franchise Series Notes

Overall Record: 12-35 (.255)	Home Record: 10-14 (.417)	Road Record: 2-21 (.087)
Current Streak: Lost 1	Home: Won 1	Road: Lost 5
New Orleans Biggest Win.....	16 (115-99 at New Orleans on Mar. 22, 2010)	
New Orleans Biggest Loss.....	32 (89-121 at Dallas on Apr. 13, 2011)	
New Orleans Last Win At Home.....	109-106 on Jan. 25, 2015	
New Orleans Last Loss At Home.....	104-109 on Nov. 1, 2014	
New Orleans Last Win On The Road.....	99-96 (OT) on Jan. 5, 2013	
New Orleans Last Loss On The Road.....	93-102 on Mar. 2, 2015	

Directory

Owner.....	E. Stanley Kroenke
President & Governor.....	Josh Kroenke
GM & Executive Vice President of Basketball Operations.....	Tim Connelly
Assistant General Manager.....	Arturas Karnisovas
Director of Basketball Operations.....	Ben Tenzer
Head Coach.....	Michael Malone (All-Time: 39-67, .368; All-Time vs New Orleans: 4-2, .667)
Assistant Coaches.....	Ed Pinckney, Wes Unseld Jr., Chris Fleming,
	Micah Nori, Ryan Bowen, Dee Brown, Noel Gillespie, John Beckett
Head Athletic Trainer.....	Dan Shimensky
Media Relations Director.....	Tim Galt
Media Relations Manager.....	Nick O'Hayre
Media Relations Coordinator.....	Cody Wise
Media Relations Associate.....	Steven Blevins

General Information

Division.....	Northwest
Phone.....	(303) 405-1100
Address.....	Pepsi Center, 1000 Chopper Circle, Denver, CO 80204
Home Court.....	Pepsi Center (19,155, opened 1999)
Radio.....	Altitude Radio Network - Jason Kosmicki
Cable TV.....	Altitude Sports & Entertainment - Chris Marlowe, Scott Hastings

New Orleans vs. Denver Franchise Series Notes

Overall Record: 19-25 (.432)	Home Record: 12-10 (.545)	Road Record: 8-14 (.364)
Current Streak: Lost 1	Home: Lost 1	Road: Won 1
New Orleans Biggest Win.....	24 (117-93 at New Orleans on Jan. 28, 2008)	
New Orleans Biggest Loss.....	30 (107-137 at Denver on Apr. 2, 2014)	
New Orleans Last Win At Home.....	111-107 (OT) on Mar. 9, 2014	
New Orleans Last Loss At Home.....	111-118 (2OT) on Mar. 15, 2015	
New Orleans Last Win On The Road.....	99-92 on Mar. 1, 2015	
New Orleans Last Loss On The Road.....	97-117 on Nov. 21, 2014	



2015-16 Pelicans vs. Pistons

Jan. 21	vs. Detroit	
Feb. 21	at Detroit	

2014-15 vs. Pistons (2-0)

Jan. 14	at Detroit	W	88-85
Mar. 4	vs. Detroit	W	105-94



2015-16 Pelicans vs. Warriors

Oct. 27	at Golden State	
Oct. 31	vs. Golden State	
Mar. 14	at Golden State	

2014-15 vs. Warriors (1-3)

Dec. 4	at Golden State	L	112-85
Dec. 14	vs. Golden State	L	122-128 (OT)
Mar. 20	at Golden State	L	96-112
Apr. 7	vs. Golden State	W	103-100

Directory

Principal Owner.....	Tom Gores
Vice Chairman.....	Arn Tellem
President & CEO, Palace Sports & Entertainment/Pistons.....	Dennis Mannion
President of Basketball Operations/Head Coach.....	Stan Van Gundy
	(All-Time: 403-258, .610; All-Time vs New Orleans: 9-10, .474)
General Manager.....	Jeff Bower
Assistant General Managers.....	Ken Catanella, Jeff Nix, Brian Wright
Executive Director of Basketball Operations.....	Andrew Loomis
Assistant Coaches.....	Bob Beyer, Brendan Malone, Malik Allen, Tim Hardaway, Charles Klask
Shooting Coach.....	Dave Hopla
Director of Player Development.....	Quentin Richardson
Director of Strategic Planning.....	Pat Garrity
Director of Sports Medicine/Head Athletic Trainer.....	Jon Ishop
Strength & Conditioning Coach.....	Anthony Harvey
Director of Team Operations.....	Mike Abdenour
Vice President, Public Relations.....	Kevin Grigg
Senior Director, Public Relations.....	Cletus Lewis
Public Relations Coordinator.....	Michelle Fikany
Public Relations Coordinator.....	Michael Horan

General Information

Division.....	Central
Phone.....	(248) 377-0100
Address.....	6 Championship Drive, Auburn Hills, MI 48326
Home Court.....	The Palace of Auburn Hills (21,165, opened 1998)
Radio.....	Detroit Sports 105.1 FM - Broadcasters: George Blaha, Mark Champion, Rick Mahorn
Cable TV.....	FS Detroit - George Blaha, Greg Kelsner

New Orleans vs. Detroit Franchise Series Notes

Overall Record: 16-13 (.552)	Home Record: 9-5 (.643)	Road Record: 7-8 (.467)
Current Streak: Won 6	Home: Won 6	Road: Won 3
New Orleans Biggest Win.....	19 (two times)	
New Orleans Biggest Loss.....	24 (68-92 at Oklahoma City on Jan. 4, 2007)	
New Orleans Last Win At Home.....	88-85 on Mar. 4, 2015	
New Orleans Last Loss At Home.....	76-91 on Dec. 5, 2007	
New Orleans Last Win On The Road.....	105-94 on Jan. 14, 2015	
New Orleans Last Loss On The Road.....	87-89 on Feb. 4, 2012	

Directory

Co-Executive Chairman & CEO.....	Joe Lacob
Co-Executive Chairman.....	Peter Guber
President & COO.....	Rick Welts
General Manager.....	Bob Myers
Head Coach.....	Steve Kerr (All-Time: 67-15, .817; All-Time vs New Orleans: 3-1, .750)
Assistant Coaches.....	Luke Walton, Ron Adams, Jarron Collins
Assistant Coach/Player Development.....	Bruce Fraser
Head of Physical Performance and Sports Medicine.....	Lachlan Penfold
Vice President, Communications.....	Raymond Ridder
Senior Director, Public Relations.....	Dan Martinez
Manager, Public Relations.....	Brett Winkler
Assistant, Public Relations.....	Matt de Nesnera

General Information

Division.....	Pacific
Phone.....	(510) 986-2200
Address.....	1011 Broadway, Oakland, CA 94607
Home Court.....	ORACLE Arena (19,596, opened 1997)
Radio.....	KNBR (680/1050 AM) - Tim Royce, Tom Tolbert
Cable TV.....	Comcast SportsNet Bay Area - Bob Fitzgerald, Jim Barnett, Rosalyn Gold-Onwude

New Orleans vs. Golden State Franchise Series Notes

Overall Record: 19-24 (.442)	Home Record: 11-10 (.524)	Road Record: 8-14 (.364)
Current Streak: Won 1	Home: Won 1	Road: Lost 5
New Orleans Biggest Win.....	18 (102-84 at New Orleans on Mar. 13, 2004)	
New Orleans Biggest Loss.....	27 (85-112 at Golden State on Dec. 4, 2014)	
New Orleans Last Win At Home.....	103-100 on Apr. 7, 2015	
New Orleans Last Loss At Home.....	122-128 (OT) on Dec. 14, 2014	
New Orleans Last Win On The Road.....	102-87 on Mar. 28, 2012	
New Orleans Last Loss On The Road.....	96-112 on Mar. 20, 2015	



2015-16 Pelicans vs. Rockets

Dec. 2	at Houston		
Dec. 26	vs. Houston		
Jan. 25	vs. Houston		
Mar. 2	at Houston		

2014-15 vs. Rockets (2-2)

Dec. 18	at Houston	W	99-90
Jan. 2	vs. Houston	W	111-83
Mar. 25	vs. Houston	L	93-95
Apr. 12	at Houston	L	114-121



2014-15 Pelicans vs. Pacers

Jan. 8	vs. Indiana		
Mar. 24	at Indiana		

2014-15 vs. Pacers (0-2)

Dec. 23	at Indiana	L	84-96
Feb. 11	vs. Indiana	L	93-106

Directory

Owner	Leslie Alexander
Chief Executive Officer	Tad Brown
General Manager	Daryl Morey
Head Coach	Kevin McHale (All-Time: 228-178, .562; All-Time vs. New Orleans: 15-7, .682)
Assistant Coaches	John-Blair Bickerstaff, Greg Buckner, T.R. Dunn, Chris Finch
Senior VP of Basketball Operations	Keith Jones
Director of Media & Player Relations	Tracey Hughes
Media Relations Manager	Sean McCloskey
Media Relations Coordinator	Jenny Zehentner

General Information

Division	Southwest
Phone	(713) 758-7200
Address	1510 Polk Street, Houston, TX 77002
Home Court	Toyota Center (18,055, opened 2003)
Radio	KBME (SportsTalk 790 AM) – Craig Ackerman, Joel Blank
Spanish Radio	KEYH (850 AM) – Adrian Chavarria
TV	ROOT SPORTS Southwest– Bill Worrell, Matt Bullard, Clyde Drexler

New Orleans vs. Houston Franchise Series Notes

Overall Record: 22-25 (.468)	Home Record: 13-10 (.565)	Road Record: 9-15 (.375)
Current Streak: Lost 2	Home: Lost 1	Road: Lost 1
New Orleans Biggest Win	28 (111-83 at New Orleans on Jan. 2, 2015)	
New Orleans Biggest Loss	20 (Twice: 66-86 at Houston on Apr. 13, 2009)	
New Orleans Last Win At Home	111-83 on Jan. 2, 2015	
New Orleans Last Loss At Home	93-95 on Mar. 25, 2015	
New Orleans Last Win On The Road	99-90 on Dec. 18, 2014	
New Orleans Last Loss On The Road	114-121 on Apr. 12, 2015	

Directory

Owner, Chairman and Chief Executive Officer	Herbert Simon
Vice Chairman	Jim Morris
President of Basketball Operations	Larry Bird
President/Chief Operating Officer	Rick Fuson
Executive Vice President/Chief Financial Officer	Kevin Bower
Executive VP of Basketball Operations/General Manager	Kevin Pritchard
Consultant, Basketball Operations	Donnie Walsh
Head Coach	Frank Vogel (All-Time: 205-144, .587; All-Time vs. New Orleans: 8-1, .889)
Associate Head Coach	Nate McMillan
Assistant Coaches	Dan Burke, Popeye Jones
Senior Director of Medical Operations/ Head Athletic Trainer	Josh Corbeil
Strength & Conditioning Coach	Shawn Windle
Director of Indiana Pacers Media Relations	David Benner
Senior Public Information Manager	Krissy Myers
Media Relations Assistant	Wes Kaminski

General Information

Division	Central
Phone	(317) 917-2500
Address	125 S. Pennsylvania Street, Indianapolis, IN 46204
Home Court	Bankers Life Fieldhouse (18,165, opened 1999)
Radio	WFNI (1070 The Fan AM/93.5 FM) – Mark Boyle, Bob Leonard
TV	FSN Indiana – Quinn Buckner, Chris Denari, Jeremiah Johnson

New Orleans vs. Indiana Franchise Series Notes

Overall Record: 11-19 (.367)	Home Record: 5-10 (.333)	Road Record: 6-9 (.400)
Current Streak: Lost 8	Home: Lost 4	Road: Lost 5
New Orleans Biggest Win	14 (89-75 at Indiana on Feb. 17, 2004)	
New Orleans Biggest Loss	22 (75-97 at Indiana on Feb. 21, 2006)	
New Orleans Last Win At Home	108-96 on Apr. 3, 2011	
New Orleans Last Loss At Home	93-106 on Feb. 11, 2014	
New Orleans Last Win On The Road	101-96 on Jan. 16, 2010	
New Orleans Last Loss On The Road	84-96 on Dec. 23, 2014	



2015-16 Pelicans vs. Clippers

Nov. 27	at L.A. Clippers		
Dec. 31	vs. L.A. Clippers		
Jan. 10	at L.A. Clippers		
Mar. 20	vs. L.A. Clippers		

2014-15 vs. Clippers (1-3)

Dec. 6	at L.A. Clippers	L	100-120
Jan. 30	vs. L.A. Clippers	W	108-103
Mar. 22	at L.A. Clippers	L	100-107



2015-16 Pelicans vs. Lakers

Jan. 12	at L.A. Lakers		
Feb. 4	vs. L.A. Lakers		
Apr. 8	at L.A. Lakers		

2014-15 vs. Lakers (4-0)

Nov. 12	vs. L.A. Lakers	W	109-102
Dec. 7	at L.A. Lakers	W	104-87
Jan. 21	vs. L.A. Lakers	W	96-80
Apr. 1	at L.A. Lakers	W	113-92

Directory

Owner	Steve Ballmer
President, Basketball Operations & Head Coach	Glenn "Doc" Rivers (All-Time: 644-498, .564; All-Time vs. New Orleans: 19-18, .514)
General Manager	Dave Wohl
Assistant Coaches	Mike Woodson, Lawrence Frank, Sam Cassell
	Armond Hill, Brendan O'Connor, Kevin Eastman
Player Development	J.P. Clark, Dave Severns
Shooting Coach	Bob Thate
Director of Medical Services & Head Athletic Trainer	Jasen Powell
Strength & Conditioning Coach	Richard Williams
Asst. Athletic Trainer/Travel Manager	Joe Resendez
Equipment Manager	Pete Serrano
Vice President, Basketball Communications	Seth Burton
Director, Communications	Dennis Rogers
Assistant Directors, Communications	Ta'Nisha Cooper, Steven Esparza
Communications Assistant	Aubrey Freckman

General Information

Division	Pacific
Phone	(310) 862-6000
Address	6951 S. Centinella Ave., Playa Vista, CA 90094
Home Court	STAPLES Center (19,060, opened 1999)
Radio	The Beast 980 - Brian Sieman, Ralph Lawler, Michael Smith
Cable TV	Prime Ticket - Ralph Lawler, Michael Smith
Spanish Radio	ESPN Deportes (1330 AM) - Armando Garcia

New Orleans vs. LA Clippers Franchise Series Notes

Overall Record: 24-19 (.558)	Home Record: 15-6 (.714)	Road Record: 9-13 (.409)
Current Streak: Lost 1	Home: Won 2	Road: Lost 5
New Orleans Biggest Win	28 (112-84 at Los Angeles on Nov. 9, 2009)	
New Orleans Biggest Loss	32 (76-108 at Los Angeles on Mar. 1, 2014)	
New Orleans Last Win At Home	108-103 on Jan. 30, 2015	
New Orleans Last Loss At Home	110-123 on Feb. 24, 2014	
New Orleans Last Win On The Road	105-98 on Nov. 26, 2012	
New Orleans Last Loss On The Road	100-107 on Mar. 22, 2015	

Directory

President/Governor	Jeanie Buss
EVP Basketball Ops/Alternate Governor	Jim Buss
General Manager	Mitch Kupchak
Head Coach	Byron Scott (All-Time: 437-582, .429; All-Time vs. New Orleans: 5-11, .313)
Assistant Coaches	Paul Pressey, Jim Evey, Mark Madsen
Athletic Trainer	Gary Vitti
Vice President, Public Relations	John Black
Senior Manager, Public Relations	Alison Bogli
Manager, Public Relations	Calder Hynes
Coordinator, Public Relations	Daniel Ramirez
Assistant, Public Relations	Matt Fleer

General Information

Division	Pacific
Phone	(310) 426-6000
Address	555 N. Nash Street, El Segundo, CA 90245
Home Court	STAPLES Center (18,997, opened 1999)
Radio	KSPN (ESPN 710 AM) – John Ireland, Mychal Thompson
Spanish Radio	KWKW (1330 AM) ESPN Deportes – Fernando Gonzalez, Pepe Mantilla
TV	Time Warner Cable SportsNet – Bill McDonald and Stu Lantz
Spanish TV	Time Warner Cable Deportes – Adrian Marquez and Francisco Pinto

New Orleans vs. LA Lakers Franchise Series Notes

Overall Record: 15-28 (.349)	Home Record: 8-13 (.381)	Road Record: 7-15 (.318)
Current Streak: Won 5	Home: Won 3	Road: Won 2
New Orleans Biggest Win	21 (113-92 at New Orleans on Apr. 1, 2015)	
New Orleans Biggest Loss	29 (80-109 at Los Angeles on Jan. 9, 2008)	
New Orleans Last Win At Home	113-92 on Apr. 1, 2015	
New Orleans Last Loss At Home	102-108 on Mar. 6, 2013	
New Orleans Last Win On The Road	96-80 on Jan. 21, 2015	
New Orleans Last Loss On The Road	95-116 on Nov. 12, 2013	

OPPONENTS



2015-16 Pelicans vs. Grizzlies

Dec. 1	vs. Memphis
Jan. 18	at Memphis
Feb. 1	vs. Memphis
Mar. 11	at Memphis

2014-15 vs. Grizzlies (2-2)

Nov. 3	at Memphis	L	81-93
Jan. 9	vs. Memphis	W	106-95
Mar. 7	vs. Memphis	W	95-89
Apr. 8	at Memphis	L	74-110



2015-16 Pelicans vs. Heat

Dec. 25	at Miami
Mar. 22	vs. Miami

2014-15 vs. Heat (2-0)

Feb. 21	at Miami	W	105-91
Feb. 27	vs. Miami	W	104-102

Directory

Controlling Owner.....	Robert J. Pera
Director.....	Joe Abadi
General Manager.....	Chris Wallace
V.P. of Basketball Operations.....	John Hollinger
Executive V.P. of Player Personnel.....	Ed Stefanski
Head Coach.....	Dave Joergel (All-Time: 105-59, 640; All-Time vs. New Orleans: 3-5, 375)
Assistant Coaches.....	Elston Turner, Jeff Bzdelik, Bob Thornton, Shawn Respert, Duane Ticknor
Assistant Coach/Advance Scout.....	Jason March
Director of Player Development.....	John Townsend
Head Athletic Trainer and V.P. of Player Care.....	Drew Graham
Strength and Conditioning Coach.....	Chattin Hill
Assistant Strength and Conditioning Coach.....	Sheldon Miller
Equipment Manager and Travel Coordinator.....	Charles Sweeney
Team Facilities Manager.....	Vince Ford
V.P., Marketing Communications and Broadcast.....	John Pugliese
Director, Communications and Publications.....	Jason Wallace
Senior Coordinator, Communications and Publications.....	Ross Wooden
Coordinator, Communications and Publications.....	Kerri Harper

General Information

Division.....	Southwest
Phone.....	(901) 205-1234
Address.....	191 Beale Street, Memphis TN 38103
Home Court.....	FedEx Forum (18,119, opened 2004)
Radio.....	WMFS ESPN 92.9 FM/680 AM – Eric Hasseltine, Hank McDowell, Elliot Perry
TV.....	SportSouth – Pete Pranica, Sean Tuohy, Rob Fischer, Chris Vernon

New Orleans vs. Memphis Franchise Series Notes

Overall Record: 28-20 (.583)	Home Record: 17-7 (.708)	Road Record: 11-13 (.458)
Current Streak: Lost 1	Home: Won 2	Road: Lost 2
New Orleans Biggest Win.....	19 (106-87 at New Orleans on Dec. 6, 2008)	
New Orleans Biggest Loss.....	36 (74-110 at Memphis on Apr. 8, 2015)	
New Orleans Last Win At Home.....	95-89 on Mar. 7, 2015	
New Orleans Last Loss At Home.....	88-90 on Mar. 12, 2014	
New Orleans Last Win On The Road.....	95-92 on Jan. 20, 2014	
New Orleans Last Loss On The Road.....	74-110 on Apr. 9, 2015	

Directory

Managing General Partner.....	Micky Arison
Chief Executive Officer.....	Nick Arison
President.....	Pat Riley
Senior Vice President, Basketball Operations/Assistant General Manager.....	Andy Elisburg
Vice President of Player Personnel.....	Chet Kammerer
Vice President of Player Programs.....	Alonzo Mourning
Assistant General Manager/General Manager Sioux Falls Skyforce.....	Adam Simon
Head Coach.....	Erik Spoelstra (All-Time: 351-207, 629; All-Time vs. New Orleans: 6-7, 462)
Assistant Head Coach.....	David Fizdale
Assistant Coaches.....	Juwan Howard, Keith Smart, Dan Craig, Chris Quinn
Head Athletic Trainer.....	Jay Sabol
Assistant Coach/Strength & Conditioning.....	Bill Foran
Vice President, Sports Media Relations.....	Tim Donovan
Director of Sports Media Relations.....	Rob Wilson
Assistant Director of Sports Media Relations.....	Michael Lissack
Sports Media Relations Manager.....	Nick Maiorana

General Information

Division.....	Southeast
Phone.....	(786) 777-1000
Address.....	601 Biscayne Boulevard, Miami, FL 33132
Home Court.....	AmericanAirlines Arena (19,600, opened 1999)
Radio.....	The Ticket (790 AM) – Mike Inglis, John Crotty, Ron Rothstein
Spanish Radio.....	WAQI (710 AM) – José Pañeda, Joe Pujala
Cable TV.....	Sun Sports – Eric Reid, Tony Fiorentino, Jason Jackson

New Orleans vs. Miami Franchise Series Notes

Overall Record: 16-13 (.552)	Home Record: 11-3 (.786)	Road Record: 5-10 (.333)
Current Streak: Won 3	Home: Won 2	Road: Won 1
New Orleans Biggest Win.....	29 (106-77 at Miami on Apr. 2, 2008)	
New Orleans Biggest Loss.....	29 (68-97 at Miami on Jan. 24, 2005)	
New Orleans Last Win At Home.....	104-102 on Feb. 27, 2015	
New Orleans Last Loss At Home.....	89-108 on Mar. 29, 2013	
New Orleans Last Win On The Road.....	105-91 on Feb. 21, 2015	
New Orleans Last Loss On The Road.....	88-107 on Jan. 7, 2014	



2015-16 Pelicans vs. Bucks

Jan. 23	vs. Milwaukee
Mar. 12	at Milwaukee

2014-15 vs. Bucks (2-0)

Mar. 9	at Milwaukee	W	114-103
Mar. 17	vs. Milwaukee	W	85-84



2015-16 Pelicans vs. Timberwolves

Jan. 19	vs. Minnesota
Feb. 8	at Minnesota
Feb. 27	vs. Minnesota
Apr. 13	at Minnesota

2014-15 vs. Timberwolves (4-0)

Nov. 14	vs. Minnesota	W	139-91
Jan. 23	at Minnesota	W	92-84
Mar. 29	vs. Minnesota	W	110-88
Apr. 13	at Minnesota	W	100-88

Directory

Owners.....	Wes Edens, Marc Lasry, and Jamie Dinan
General Manager.....	John Hammond
Assistant General Manager.....	David Norway
Head Coach.....	Jason Kidd (All-Time: 85-79, 518; All-Time vs. New Orleans: 1-3, 250)
Assistant Coaches.....	Joe Prunty, Eric Hughes, Greg Foster, Sean Sweeney, Josh Oppenheimer
Director of Performance.....	Troy Flanagan
Head Athletic Trainer.....	Michael Snelling
Director of Medical Services/Head Therapist.....	Chris McKenzie
Head Strength & Conditioning Coach.....	Suki Hobson
Senior Strength Coach.....	Michael Davie
Equipment Manager.....	Jay Namoc
Video Coordinator.....	Josh Broghamer
Vice President of Public Relations.....	Dan Smyczek
Public Relations Manager.....	Mark Rosenberg
Public Relations Coordinator.....	Kristen Deahl

General Information

Division.....	Central
Phone.....	(414) 227-0500
Address.....	1001 N. Fourth Street, Milwaukee, WI 53203
Home Court.....	BMO Harris Bradley Center (18,717, opened 1988)
Radio.....	Newsradio 620 WTMJ AM– Ted Davis, Dennis Krause
TV.....	FOX Sports Wisconsin – Jim Paschke, Jon McGlocklin, Gus Johnson, Marques Johnson

New Orleans vs. Milwaukee Franchise Series Notes

Overall Record: 22-7 (.759)	Home Record: 13-1 (.929)	Road Record: 9-6 (.643)
Current Streak: Won 5	Home: Won 13	Road: Won 2
New Orleans Biggest Win.....	21 (102-81 at New Orleans on Dec. 6, 2012)	
New Orleans Biggest Loss.....	20 (95-115 at Milwaukee on Feb. 24, 2010)	
New Orleans Last Win At Home.....	85-84 on Mar. 17, 2015	
New Orleans Last Loss At Home.....	93-108 on Jan. 27, 2003	
New Orleans Last Win On The Road.....	114-103 on Mar. 9, 2015	
New Orleans Last Loss On The Road.....	113-117 on Nov. 17, 2010	

Directory

Owner.....	Glen Taylor
Chief Executive Officer.....	Rob Moor
President.....	Chris Wright
President of Basketball Operations/Head Coach.....	Flip Saunders
.....	(All-Time: 654-592, 525; All-Time vs. New Orleans: 14-9, 609)
General Manager.....	Mitt Newton
Assistant Coaches.....	Sid Lowe, Ryan Saunders, David Adelman, Bryan Gates
Director of Player Personnel/Scout.....	Calvin Booth
Vice President of Basketball Operations.....	Rob Babcock
Manager of Team Services.....	Kaayla Chones
Director of Medical Operations/Head Athletic Trainer.....	Gregg Farnam
Director of Athletic Therapy.....	Mark Kyger
Director of Sports Performance.....	Koichi Sato
Vice President of Communications.....	Brad Ruitter
Public Relations Manager.....	Aaron Seehusen
Communications Manager.....	Dan Bell
Public Relations Coordinator.....	Alex King
Corporate Communications Manager.....	Kylie Crull

General Information

Division.....	Northwest
Phone.....	(612) 673-1600
Address.....	600 Hennepin Avenue, Suite 300, Minneapolis, MN 55403
Home Court.....	Target Center (19,356, opened 1990)
Radio.....	WCCO AM 830 - Alan Hornton
Cable TV.....	Fox Sports North – Dave Benz, Jim Petersen

New Orleans vs. Minnesota Franchise Series Notes

Overall Record: 24-19 (.513)	Home Record: 13-8 (.579)	Road Record: 11-11 (.5000)
Current Streak: Won 5	Home: Won 4	Road: Won 2
New Orleans Biggest Win.....	48 (139-91 at New Orleans on Nov. 14, 2014)	
New Orleans Biggest Loss.....	29 (Twice; 86-115 at Minnesota on Feb. 2, 2013)	
New Orleans Last Win At Home.....	110-88 on Mar. 29, 2015	
New Orleans Last Loss At Home.....	102-113 on Dec. 14, 2013	
New Orleans Last Win On The Road.....	100-88 on Apr. 13, 2014	
New Orleans Last Loss On The Road.....	77-88 on Jan. 29, 2014	

OPPONENTS



2015-16 Pelicans vs. Knicks

Nov. 15	at New York		
Mar. 28	vs. New York		

2014-15 vs. Knicks (1-1)

Dec. 9	vs. New York	W	103-99
Jan. 19	at New York	L	91-98

Directory

Executive Chairman, MSG & NBA Governor.....	James L. Dolan
President & CEO, MSG & Alternate NBA Governor.....	Hank J. Ratner
Executive VP/ General Manager.....	Glen Grunwald
Head Coach.....	Derek Fisher (All-Time: 17-65, 207; All-Time vs. New Orleans 1-1, 500)
Assistant Coaches.....	Jim Todd, Darrell Walker, Herb Williams
Head Athletic Trainer.....	Roger Hinds
VP, Public Relations.....	Jonathan Supranowitz
Manager, Communications.....	Alyson Furch
Director, Public Relations.....	Gregg Schwartz
Manager, Public Relations.....	Ashley Blackwood
Coordinator, Communications.....	Derek Lapinski

General Information

Division.....	Atlantic
Phone.....	(212) 465-6471
Address.....	Two Pennsylvania Plaza, New York, NY 10121-0091
Home Court.....	Madison Square Garden (19,763, opened 1968)
Radio.....	ESPN (1050 AM) – Spero Dedes, Brendan Brown
Cable TV.....	MSG Network – Mike Breen, Walt Frazier

New Orleans vs. New York Franchise Series Notes

Overall Record: 14-14 (.500)	Home Record: 7-7 (.500)	Road Record: 7-7 (.500)
Current Streak: Lost 1	Home: Won 1	Road: Lost 1
New Orleans Biggest Win.....	12 (100-88 at New York on Mar. 3, 2008)	
New Orleans Biggest Loss.....	22 (80-102 at New Orleans on Nov. 20, 2012)	
New Orleans Last Win At Home.....	104-93 on Dec. 9, 2014	
New Orleans Last Loss At Home.....	91-98 on Feb. 19, 2013	
New Orleans Last Win On The Road.....	103-99 on Dec. 1, 2013	
New Orleans Last Loss On The Road.....	91-98 on Jan. 19, 2015	



2015-16 Pelicans vs. Magic

Nov. 3	vs. Orlando		
Dec. 28	at Orlando		

2014-15 vs. Magic (1-1)

Oct. 28	vs. Orlando	W	101-84
Feb. 20	at Orlando	L	84-95

Directory

Senior Chairman.....	Rich DeVos
Chairman.....	Dan DeVos
Chief Executive Officer.....	Alex Martins
General Manager.....	Rob Hennigan
VP/ Assistant GM.....	Scott Perry
Assistant GM.....	Matt Lloyd
Head Coach.....	Scott Skiles (All-Time: 443-433, 506; All-Time vs. New Orleans: 8-13, 381)
Assistant Coaches.....	Adrian Griffin, Monte Mathis, Mario Elie, Conner Henry
Assistant Coaches/Player Development.....	Laron Profit, Jay Hernandez
Chief Communications Officer.....	Joel Glass
Director of Communications.....	George Galante
Assistant Director of Communications.....	Trish Wingerson
Communications Manager.....	Melanie Cursinger

General Information

Division.....	Southeast
Phone.....	(407) 916-2400
Address.....	8701 Maitland Summit Boulevard, Orlando, FL 32810
Home Court.....	Amway Center (18,846, opened 2010)
Radio.....	ESPN 580 AM – Dennis Neumann, Richie Aduabo
Spanish Radio.....	ElOrlandoMagic.com – Joey Colon
TV.....	FOX Sports Florida – David Steele, Jeff Turner

New Orleans vs. Orlando Franchise Series Notes

Overall Record: 16-13 (.552)	Home Record: 10-5 (.667)	Road Record: 6-8 (.429)
Current Streak: Lost 1	Home: Won 2	Road: Lost 2
New Orleans Biggest Win.....	32 (117-85 at New Orleans on Feb. 18, 2009)	
New Orleans Biggest Loss.....	20 (two times)	
New Orleans Last Win At Home.....	101-84 on Oct. 28, 2014	
New Orleans Last Loss At Home.....	102-105 on Mar. 4, 2013	
New Orleans Last Win On The Road.....	97-94 on Dec. 26, 2012	
New Orleans Last Loss On The Road.....	84-95 on Feb. 20, 2015	



2015-16 Pelicans vs. Thunder

Nov. 18	at Oklahoma City		
Feb. 11	at Oklahoma City		
Feb. 25	vs. Oklahoma City		

2014-15 vs. Thunder (3-1)

Dec. 2	vs. Oklahoma City	W	112-104
Dec. 21	at Oklahoma City	W	101-99
Feb. 4	vs. Oklahoma City	L	91-102
Feb. 6	at Oklahoma City	W	116-113

Directory

Chairman.....	Clayton I. Bennett
Executive Vice President & General Manager.....	Sam Presti
Assistant General Manager/Vice President.....	Troy Weaver
Assistant General Manager/Legal and Administration.....	Michael Winger
Head Coach.....	Billy Donovan (All-Time: 0-0, 000; All-Time vs. New Orleans: 0-0, 000)
Assistant Coaches.....	Monty Williams, Maurice Cheeks, Anthony Grant, Mark Bryant, Darko Rajakovic
Director, Medical Services.....	Dr. Donnie Strack
Head Athletic Trainer.....	Joe Sharpe
Athletic Performance Coordinator.....	David Howarth
Director of Team Operations.....	Marc St. Yves
Director of Basketball Communications.....	Matt Tumbleson
Manager of Basketball Communications.....	Michael Ravina
Manager of Basketball Communications.....	John Read

General Information

Division.....	Northwest
Phone.....	(405) 208-4800
Address.....	208 Thunder Dr., Oklahoma City, OK 73102
Home Court.....	Chesapeake Energy Arena (18,203, opened 2002)
Radio.....	WWLS, (640 AM/98.1 FM) - Matt Pinto
Spanish Radio.....	WKY 930 AM - Eleno Ornales
Cable TV.....	Fox Sports Oklahoma - Brian Davis, Lesley McCaslin

New Orleans vs. Oklahoma City Franchise Series Notes

Overall Record: 20-23 (.465)	Home Record: 12-9 (.571)	Road Record: 8-14 (.364)
Current Streak: Won 1	Home: Lost 1	Road: Won 2
New Orleans Biggest Win.....	31 (123-92 vs. Seattle on Jan. 16, 2008)	
New Orleans Biggest Loss.....	45 (74-119 at OKC on Feb. 27, 2013)	
New Orleans Last Win At Home.....	112-104 on Dec. 2, 2014	
New Orleans Last Loss At Home.....	91-102 on Feb. 4, 2015	
New Orleans Last Win On The Road.....	116-113 on Feb. 6, 2015	
New Orleans Last Loss On The Road.....	94-116 on Apr. 11, 2014	



2015-16 Pelicans vs. 76ers

Feb. 19	vs. Philadelphia		
Apr. 5	at Philadelphia		

2014-15 vs. 76ers (1-1)

Jan. 16	at Philadelphia	L	81-96
Jan. 26	vs. Philadelphia	W	99-74

Directory

Managing Owner.....	Josh Harris
Co-Managing Owner.....	David Blitzer
CEO.....	Scott O'Neil
President of Basketball Operations & General Manager.....	Sam Hinkie
Head Coach.....	Brett Brown (All-Time: 37-127, 226; All-Time vs. New Orleans: 1-3, 250)
Assistant Coach.....	Lloyd Pierce
Assistant Coach/Director of Player Development.....	Billy Lange
Assistant Coach/Head of Strength and Conditioning.....	Todd Wright
Director of Sports Performance and Research.....	Dr. David T. Martin
Head Athletic Trainer.....	Kevin Johnson
Director of Public Relations.....	Mike Preston

General Information

Division.....	Atlantic
Phone.....	(215) 339-7666
Address.....	3 Crescent Drive, Suite 300, Philadelphia, PA 19112
Home Court.....	Wells Fargo Center (20,328, opened 1996)
Radio.....	The Fanatic (97.5) – Tom McGinnis
TV.....	Comcast SportsNet, The Comcast Network – Marc Zumoff, Molly Sullivan

New Orleans vs. Philadelphia Franchise Series Notes

Overall Record: 15-13 (.536)	Home Record: 9-5 (.643)	Road Record: 6-8 (.429)
Current Streak: Won 1	Home: Won 2	Road: Lost 1
New Orleans Biggest Win.....	37 (135-98 at New Orleans on Nov. 17, 2013)	
New Orleans Biggest Loss.....	21 (87-108 at Philadelphia on Nov. 25, 2002)	
New Orleans Last Win At Home.....	99-74 on Jan. 26, 2015	
New Orleans Last Loss At Home.....	62-77 on Nov. 7, 2012	
New Orleans Last Win On The Road.....	121-105 on Nov. 29, 2013	
New Orleans Last Loss On The Road.....	81-96 on Jan. 16, 2015	

**2015-16 Pelicans vs. Suns**

Nov. 22	vs. Phoenix
Nov. 25	at Phoenix
Dec. 18	at Phoenix
Apr. 9	vs. Phoenix

2014-15 vs. Suns (2-1)

Dec. 30	vs. Phoenix	W	110-106
Mar. 19	at Phoenix	L	72-74
Apr. 10	vs. Phoenix	W	90-75

Directory

Managing Partner	Robert Sarver
General Manager	Ryan McDonough
Head Coach	Jeff Hornacek (All-Time: 87-77, 530; All-Time vs. New Orleans: 5-2, 714)
Assistant Coaches	Jerry Sichting, Mike Longabardi, Corey Gaines, Earl Watson, Nate Bjorkgren
VP Athletic Care/Head Athletic Trainer	Aaron Nelson
Head Strength and Conditioning Coach/Assistant Trainer	Mike Elliott
Assistant Athletic Trainer/Rehabilitation Coordinator	Tom Maystadt
Assistant Athletic Trainer/Performance & Recovery Specialist	Adam Annaccone
Equipment Manager	Jay Gaspar
VP, Basketball Communications	Julie Fie
Managers, Basketball Communications	DC Headley, Cole Mickelson
Assistant to VP of Basketball Communications	Lori Cook

General Information

Division	Pacific
Phone	(602) 379-7900
Address	201 E. Jefferson Street, Phoenix, AZ 85004
Home Court	Talking Stick Resort Arena (18,422, opened 1992)
Radio	Arizona Sports (98.7 FM) – Al McCoy, Tim Kempton
Spanish Radio	K SUN (1400 AM) – Ivan Valenzuela, Arturo Ochoa
Cable TV	FSN Arizona – Steve Albert, Eddie Johnson, Ann Meyers Drysdale, Kevin Ray

New Orleans vs. Phoenix Franchise Series Notes

Overall Record: 19-25 (.432)	Home Record: 10-12 (.455)	Road Record: 9-13 (.409)
Current Streak: Won 1	Home: Won 2	Road: Lost 3
New Orleans Biggest Win	17 (120-103 at New Orleans on Feb. 27, 2008)	
New Orleans Biggest Loss	37 (77-115 at Phoenix on Apr. 17, 2006)	
New Orleans Last Win At Home	90-75 on Apr. 10, 2015	
New Orleans Last Loss At Home	88-94 on Apr. 9, 2014	
New Orleans Last Win On The Road	95-92 on Apr. 7, 2013	
New Orleans Last Loss On The Road	72-74 on Mar. 19, 2015	

Directory

Owner	Paul Allen
President of Basketball Operations	Neil Olshley
President & CEO	Chris McGowan
Assistant General Managers	Bill Branch, Steve Rosenberry
Head Coach	Terry Stotts (All-Time: 253-276, 478; All-Time vs. New Orleans: 12-10, 545)
Assistant Coaches	Jay Triano, David Vanterpool, Nate Tibbetts, Dale Osbourne, Jim Moran
Director of Player Health and Performance	Chris Stackpole
Head Athletic Trainer	Geoff Clark
Sports Performance Specialist	Todd Forcier
Sports Performance Specialist	Ben Kenyon
Director of Player Personnel	Joe Cronin
Vice President of Basketball Communications	Jim Taylor
Basketball Communications Director	Collin Romer

General Information

Division	Northwest
Phone	(503) 234-9291
Address	One Center Court, Suite 200, Portland, OR 97227
Home Court	The Moda Center (19,980, opened 1995)
Radio	Rip City Radio (620 AM) – Brian Wheeler, Antonio Harvey
TV	KGW (Ch. 8) – Mike Barrett, Mike Rice
Cable TV	Comcast SportsNet – Mike Barrett, Mike Rice

New Orleans vs. Portland Franchise Series Notes

Overall Record: 19-24 (.442)	Home Record: 13-9 (.591)	Road Record: 6-15 (.286)
Current Streak: Lost 5	Home: Lost 2	Road: Lost 8
New Orleans Biggest Win	36 (99-63 at New Orleans on Feb. 13, 2013)	
New Orleans Biggest Loss	26 (88-114 at New Orleans on Dec. 20, 2014)	
New Orleans Last Win At Home	110-108 on Dec. 30, 2013	
New Orleans Last Loss At Home	103-111 on Mar. 14, 2014	
New Orleans Last Win On The Road	97-78 on Nov. 26, 2010	
New Orleans Last Loss On The Road	94-100 on Apr. 6, 2014	

**2015-16 Pelicans vs. Kings**

Jan. 13	at Sacramento
Jan. 28	vs. Sacramento
Mar. 7	vs. Sacramento
Mar. 16	at Sacramento

2014-15 vs. Kings (3-1)

Nov. 18	at Sacramento	W	106-100
Nov. 25	vs. Sacramento	L	89-99
Mar. 27	vs. Sacramento	W	102-88
Apr. 3	at Sacramento	W	101-95

Directory

Ownership and Chairman	Vivek Ranadive
Vice President of Basketball Operations & General Manager	Vlade Divac
President	Chris Granger
President, Business Ops	Matina Kolokotronis
Chief Financial Officer	John Rinehart
Assistant GM	Mike Bratz
Head Coach	George Karl (All-Time: 1142-775, 596; All-Time vs. New Orleans: 21-17, 553)
Assistant Coaches	Chad Iske, John Welch, Corliss Williamson, Vance Walberg, Anthony Carter, Nancy Lieberman
Director of Sports Science	Chip Schaefer
Director of Sports Medicine	Pete Youngman
Head Athletic Trainer	Manny Romero
Director, Media Relations	Chris Clark
Director, Basketball Information	Darryl Arata
Coordinator, Media Relations	Rahsaan Gathers

General Information

Division	Pacific
Phone	(916) 928-0000
Address	One Sports Parkway, Sacramento, CA 95834
Home Court	Sleep Train Arena (17,317, opened 1988)
Radio	KHTK (1140 AM) – Gary Gerould
Cable TV	Comcast SportsNet – Grant Napear, Jerry Reynolds, Kayle Christensen

New Orleans vs. Sacramento Franchise Series Notes

Overall Record: 23-21 (.523)	Home Record: 16-7 (.696)	Road Record: 7-14 (.333)
Current Streak: Won 2	Home: Won 1	Road: Won 2
New Orleans Biggest Win	26 (93-67 at Oklahoma City on Nov. 1, 2005)	
New Orleans Biggest Loss	36 (71-107 at Sacramento on Dec. 19, 2004)	
New Orleans Last Win At Home	102-88 on Mar. 27, 2015	
New Orleans Last Loss At Home	89-99 on Nov. 25, 2014	
New Orleans Last Win On The Road	101-95 on Apr. 3, 2015	
New Orleans Last Loss On The Road	89-96 on Mar. 13, 2014	

**2015-16 Pelicans vs. Trail Blazers**

Oct. 28	at Portland
Dec. 14	at Portland
Dec. 23	vs. Portland
Mar. 18	vs. Portland

2014-15 vs. Trail Blazers (0-3)

Nov. 17	at Portland	L	93-102
Dec. 20	vs. Portland	L	88-114
Apr. 4	at Portland	L	90-99

**2015-16 Pelicans vs. Spurs**

Nov. 20	vs. San Antonio
Feb. 3	at San Antonio
Mar. 3	vs. San Antonio
Mar. 30	at San Antonio

2014-15 vs. Spurs (3-1)

Nov. 8	at San Antonio	W	100-99
Dec. 26	vs. San Antonio	W	97-90
Dec. 31	at San Antonio	L	93-95 (OT)
Apr. 15	vs. San Antonio	W	108-103

Directory

Chairman & CEO	Peter M. Holt
President of Business Operations	Rick Pych
Pres. of Basketball Ops./Head Coach	Gregg Popovich (All-Time: 1022-470, 685; All-Time vs. New Orleans: 41-17, 707)
President of Sports Franchises/General Manager	R.C. Buford
Assistant General Manager	Scott Layden, Sean Marks
Asst. Coaches	Ettore Messina, Ime Udoka, James Borrego
Head Athletic Trainer	Becky Hammon, Chip Engelland, Chad Forcier
Senior Director of Communications	Will Sevensen
Basketball Communications Manager	Tom James
Basketball Communications Coordinator	Kris Davis
	Jordan Howenstine

General Information

Division	Southwest
Phone	(210) 444-5500
Address	One AT&T Center, San Antonio, TX 78219
Home Court	AT&T Center (18,581, opened 2002)
Radio	WOAI (1200 AM) – Bill Schoening
Spanish Radio	KCOR (1350 AM) – Paul Castro
TV	KENS-5, KMYS-35, FOX Sports Southwest (Channel 26) – Bill Land, Sean Elliott, Andrew Monaco

New Orleans vs. San Antonio Franchise Series Notes

Overall Record: 12-36 (.250)	Home Record: 8-16 (.333)	Road Record: 4-20 (.167)
Current Streak: Won 1	Home: Won 2	Road: Lost 1
New Orleans Biggest Win	25 (100-75 at New Orleans on Mar. 12, 2008)	
New Orleans Biggest Loss	35 (77-112 at Oklahoma City on Dec. 23, 2006)	
New Orleans Last Win At Home	108-103 on Apr. 15, 2015	
New Orleans Last Loss At Home	95-102 on Feb. 3, 2014	
New Orleans Last Win On The Road	100-99 on Nov. 8, 2014	
New Orleans Last Loss On The Road	93-95 (OT) on Dec. 30, 2014	



2015-16 Pelicans vs. Raptors

Nov. 13 at Toronto
Mar. 26 vs. Toronto

2014-15 vs. Raptors (2-0)

Jan. 18 at Toronto W 95-93
Feb. 23 vs. Toronto W 100-97

Directory

Chairmen of the Board, NBA Governor Larry Tanenbaum, O.C.
President and GM, Alternate Governor Masai Ujiri
Head Coach Dwane Casey (All-Time: 207-227, 477; All-Time vs. New Orleans: 7-5, 583)
Assistant Coaches Rex Kalamian, Andy Greer, Nick Nurse, Jerry Stackhouse, Jama Mahialela
Assistant Coach/Director of Sports Science Alex McKechnie
Head Athletic Trainer Scott McCullough
Strength and Conditioning Coach Jon Lee
Director, Media Relations Jim LaBumbard
Manager, Media Relations Roven Yau
Coordinator, Media Relations Phil Summers

General Information

Division Atlantic
Phone (416) 815-5600
Address 50 Bay Street, Suite 500, Toronto, M5J 2L2
Home Court Air Canada Centre (19,800, opened 1999)
Radio Sportsnet 590 (590 AM), TSN Radio 1050 (1050 AM) - Paul Jones, Eric Smith
Cable TV TSN, Sportsnet - Matt Devlin, Leo Rautins, Jack Armstrong

New Orleans vs. Toronto Franchise Series Notes

Overall Record: 13-16 (.448) Home Record: 6-9 (.400) Road Record: 7-7 (.500)
Current Streak: Won 2 Home: Won 1 Road: Won 1
New Orleans Biggest Win 21 (104-83 at New Orleans on Jan. 29, 2003)
New Orleans Biggest Loss 17 (90-107 at New Orleans on Nov. 6, 12009)
New Orleans Last Win At Home 100-97 on Feb. 23, 2015
New Orleans Last Loss At Home 100-107 on Mar. 19, 2014
New Orleans Last Win On The Road 95-93 on Jan. 18, 2015
New Orleans Last Loss On The Road 101-108 on Feb. 10, 2014



2015-16 Pelicans vs. Wizards

Dec. 11 vs. Washington
Feb. 23 at Washington

2014-15 vs. Wizards (0-2)

Nov. 29 at Washington L 80-83
Jan. 5 vs. Washington L 85-92

Directory

Majority Owner Ted Leonsis
President Ernie Grunfeld
Head Coach Randy Wittman (All-Time: 237-365, 394; All-Time vs. New Orleans: 11-10, 524)
Assistant Coaches Don Newman, Don Zierden, Roy Rogers, Pat Sullivan, Howard Easley
Assistant Coach/Player Development David Adkins
Senior Vice President of Basketball Operations Tommy Sheppard
Vice President of Player Personnel Marc Eversley
Vice President of Player Programs Ed Tapscott
Director of Player Personnel Frank Ross
Director of Analytics/Salary Cap Management Brett Greenberg
Advance Scout Greg Ballard
Head Athletic Trainer Eric Waters
Assistant Athletic Trainer Corey Bennett
Director of Player Performance and Rehabilitation Thomas Knox
Dir of Player Performance/Strength and Conditioning Navin Hettiarachchi
Senior Director, Communications Scott Hall
Director, Communications Patrick Rees
Senior Manager, Communications Daren Jenkins
Director, Corporate Communications Ketsia Colimon

General Information

Division Southeast
Phone (202) 661-5000
Address 601 F. Street, NW, Washington, DC 20004
Home Court Verizon Center (20,356, opened 1997)
Radio WNEW 99.1 FM/WFED 1500 AM - Dave Johnson, Glenn Consor
TV Comcast SportsNet - Steve Buckhantz, Phil Chenier, Chris Miller

New Orleans vs. Washington Franchise Series Notes

Overall Record: 13-15 (.464) Home Record: 9-6 (.600) Road Record: 4-9 (.308)
Current Streak: Lost 7 Home: Lost 4 Road: Lost 3
New Orleans Biggest Win 22 (120-98 at New Orleans on Feb. 18, 2004)
New Orleans Biggest Loss 22 (103-125 at Washington on Mar. 17, 2007)
New Orleans Last Win At Home 97-89 on Feb. 1, 2011
New Orleans Last Loss At Home 85-92 on Jan. 5, 2015
New Orleans Last Win On The Road 92-81 on Jan. 1, 2011
New Orleans Last Loss On The Road 80-83 on Nov. 29, 2014



2015-16 Pelicans vs. Jazz

Nov. 28 at Utah
Dec. 16 at Utah
Feb. 10 vs. Utah
Mar. 5 vs. Utah

2014-15 vs. Jazz (2-1)

Nov. 22 at Utah W 106-94
Dec. 16 vs. Utah W 119-111
Feb. 9 vs. Utah L 96-100

Directory

Owner Gail Miller
Chief Executive Officer Greg Miller
President, Miller Sports Properties Steve Miller
General Manager Dennis Lindsey
Executive Director of Basketball Operations Richard Smith
Vice President of Player Personnel Walt Perrin
Head Coach Quin Snyder (All-Time: 38-44, 463; All-Time vs. New Orleans: 1-2, 333)
Assistant Coaches Johnnie Bryant, Alex Jensen, Brad Jones, Igor Kokoskov
Director of Sports Science/Assistant Coach Mark McKown
Head Athletic Trainer Brian Zettler
Sr. Vice President, Communications Frank Zang
Vice President, Communications Jonathan Rinehart
Director, Communications Derek Garduno
Manager, Communications Caroline Bursleson

General Information

Division Northwest
Phone (801) 325-2500
Address 301 West South Temple, Salt Lake City UT 84101
Home Court EnergySolutions Arena (19,911, opened 1991)
Radio The Zone (KZNS-1280 AM/97.5 FM) - David Locke, Ron Boone
Cable TV ROOT Sports - Craig Bolerjack, Matt Harpring, Steve Brown

New Orleans vs. Utah Franchise Series Notes

Overall Record: 18-26 (.409) Home Record: 12-11 (.522) Road Record: 6-15 (.286)
Current Streak: Lost 1 Home: Lost 1 Road: Won 1
New Orleans Biggest Win 29 (100-71 at New Orleans on Dec. 17, 2010)
New Orleans Biggest Loss 28 (71-99 at Utah on Nov. 23, 2007)
New Orleans Last Win At Home 119-111 on Dec. 16, 2014
New Orleans Last Loss At Home 96-100 on Feb. 9, 2015
New Orleans Last Win On The Road 106-94 on Nov. 22, 2014
New Orleans Last Loss On The Road 96-100 on Apr. 4, 2014

2014-15 Standings

Atlantic Division

	W	L	Pct	GB	Home	Road
Toronto	49	33	.598	-	27-14	22-19
Boston	40	42	.488	9	21-20	19-22
Brooklyn	38	44	.463	11	19-22	19-22
Philadelphia	18	64	.220	31	12-29	6-35
New York	17	65	.207	32	10-31	7-34

Central Division

	W	L	Pct	GB	Home	Road
Cleveland	53	29	.646	-	31-10	22-19
Chicago	50	32	.610	3	27-14	23-18
Milwaukee	41	41	.500	12	23-18	18-23
Indiana	38	44	.463	15	23-18	15-26
Detroit	32	50	.390	21	18-23	14-27

Southeast Division

	W	L	Pct	GB	Home	Road
Atlanta	60	22	.732	-	35-6	25-16
Washington	46	36	.561	14	22-19	22-19
Miami	37	45	.451	23	25-16	18-23
Charlotte	33	49	.402	27	24-17	14-27
Orlando	25	57	.305	35	19-22	4-37

Northwest Division

	W	L	Pct	GB	Home	Road
Portland	51	31	.622	-	32-9	19-22
Oklahoma City	45	37	.549	6	29-12	16-25
Utah	38	44	.463	13	21-20	17-24
Denver	30	52	.366	21	19-22	11-30
Minnesota	16	66	.195	35	9-32	7-34

Pacific Division

	W	L	Pct	GB	Home	Road
Golden State	67	15	.817	-	39-2	28-13
L.A. Clippers	56	26	.683	11	30-11	26-15
Phoenix	39	43	.476	28	22-19	17-24
Sacramento	29	53	.354	38	18-23	11-30
L.A. Lakers	21	61	.256	46	12-29	9-32

Southwest Division

	W	L	Pct	GB	Home	Road
Houston	56	26	.683	-	30-11	26-15
Memphis	55	27	.671	1	31-10	24-17
San Antonio	55	27	.671	1	33-8	22-19
Dallas	50	32	.610	6	27-14	23-18
New Orleans	45	37	.549	11	28-13	17-24

2014-15 NBA Individual Leaders

Scoring Average					
	G	FG	FT	Pts	Avg
Westbrook, OKC.	67	627	546	1886	28.1
Harden, Hou.	81	647	715	2217	27.4
James, Cle.	69	624	375	1743	25.3
Davis, N.O.	68	642	371	1656	24.4
Cousins, Sac.	59	498	423	1421	24.1
Curry, G.S.	80	653	308	1900	23.8
Aldridge, Por.	71	659	306	1661	23.4
Griffin, LA-C.	67	574	311	1469	21.9
Irving, Cle.	75	578	315	1628	21.7
Thompson, G.S.	77	602	225	1668	21.7
Wade, Mia.	62	509	284	1331	21.5
Gay, Sac.	68	508	337	1432	21.1
Lillard, Por.	82	590	344	1720	21.0
DeRozan, Tor.	60	409	361	1204	20.1
Butler, Chi.	65	421	386	1301	20.0
Vucevic, Orl.	74	631	164	1428	19.3
Hayward, Uta.	76	484	375	1463	19.2
Paul, LA-C.	82	568	289	1564	19.1
Ellis, Dal.	80	602	228	1513	18.9
Gasol, Chi.	78	570	294	1446	18.5
Rebounds Per Game					
	G	Off	Def	Tot	Avg
Jordan, LA-C.	82	397	829	1226	15.0
Drummond, Det.	82	437	667	1104	13.5
Cousins, Sac.	59	185	562	747	12.7
Gasol, Chi.	78	220	699	919	11.8
Chandler, Dal.	75	294	570	864	11.5
Vucevic, Orl.	74	238	572	810	10.9
Randolph, Mem.	71	225	522	747	10.5
Davis, N.O.	68	173	523	696	10.2
Aldridge, Por.	71	177	549	726	10.2
Monroe, Det.	69	229	475	704	10.2
Asik, N.O.	76	244	504	748	9.8
Love, Cle.	75	142	589	731	9.7
Noah, Chi.	67	219	427	646	9.6
Gobert, Uta.	82	265	510	775	9.5
Duncan, S.A.	77	170	534	704	9.1
Kanter, OKC.	75	277	394	671	8.9
Faried, Den.	75	242	426	668	8.9
Gortat, Was.	82	180	537	717	8.7
Valanciunas, Tor.	80	215	478	693	8.7
Jefferson, Cha.	65	99	449	548	8.4
Assists Per Game					
	G	Asst	Avg		
Paul, LA-C.	82	838	10.2		
Wall, Was.	79	792	10.0		
Lawson, Den.	75	720	9.6		
Westbrook, OKC.	67	574	8.6		
Rondo, Bos./Dal.	68	538	7.9		
Curry, G.S.	80	619	7.7		
James, Cle.	69	511	7.4		
Teague, Atl.	73	513	7.0		
Harden, Hou.	81	565	7.0		
Lowry, Tor.	70	473	6.8		
Carter-Williams, Phi./Mil	66	442	6.7		
Evans, N.O.	79	521	6.6		
D. Williams, Bkn.	68	448	6.6		
Payton, Orl.	82	533	6.5		
M. Williams, Min./Cha.	68	424	6.2		
Lillard, Por.	82	507	6.2		
Bledsoe, Pho.	81	493	6.1		
Jackson, OKC./Det.	77	462	6.0		
Turner, Bos.	82	449	5.5		
Conley, Mem.	70	375	5.4		

Minutes Per Game			
	G	Min	Avg
Butler, Chi.	65	2513	38.7
Harden, Hou.	81	2981	36.8
Irving, Cle.	75	2730	36.4
Wiggins, Min.	82	2969	36.2
James, Cle.	69	2493	36.1
Davis, N.O.	68	2455	36.1
Wall, Was.	79	2837	35.9
Oladipo, Orl.	72	2573	35.7
Ariza, Hou.	82	2930	35.7
Lillard, Por.	82	2925	35.7

Field Goal Percentage			
	FG	FGA	PCT
Jordan, LA-C	379	534	.710
Valanciunas, Tor.	373	652	.572
Gortat, Was.	439	775	.567
Mozgov, Den./Cle.	314	566	.555
T. Zeller, Bos.	340	619	.549
Horford, Atl.	519	965	.538
Davis, N.O.	642	1199	.535
Favors, Uta.	482	918	.525
Vucevic, Orl.	631	1206	.523
Kanter, Uta./OKC.	482	928	.519

Free Throw Percentage			
	FT	FTA	PCT
Curry, G.S.	308	337	.914
Meeks, Det.	145	160	.906
Redick, LA-C.	183	203	.901
Crawford, LA-C.	227	252	.901
Paul, LA-C.	289	321	.900
Gallinari, Den.	171	191	.895
Young, LA-L.	132	148	.892
Nowitzki, Dal.	225	289	.882
Jack, Bkn.	200	227	.881
Martin, Min.	170	193	.881

3-Point Field Goal Percentage			
	3FG	3FGA	PCT
Korver, Atl.	221	449	.492
Gordon, N.O.	141	315	.448
Curry, G.S.	286	646	.443
Thompson, G.S.	239	545	.439
Redick, LA-C.	200	458	.437
Morrow, OKC.	141	325	.434
Green, S.A.	191	457	.418
Irving, Cle.	157	378	.415
Beal, Was.	106	259	.409
Dunleavy, Chi.	107	263	.407

Steals Per Game			
	G	Stl	AVG
Leonard, S.A.	64	148	2.3
Westbrook, OKC.	67	140	2.1
Allen, Mem.	63	129	2.0
Curry, G.S.	80	163	2.0
Paul, LA-C	82	156	1.9
Harden, Hou.	81	154	1.9
Ariza, Hou.	82	152	1.9
Ellis, Dal.	80	148	1.9
Millsap, Atl.	73	130	1.8
Noel, Phi.	75	133	1.8

Blocks Per Game			
	G	B/k	AVG
Davis, N.O.	68	200	2.9
Ibaka, OKC.	64	155	2.4
Gobert, Uta.	82	189	2.3
Jordan, LA-C	82	183	2.2
Henson, Mil.	67	135	2.0
Duncan, S.A.	77	151	2.0
Noel, Phi.	75	142	1.9
Gasol, Chi.	78	147	1.9
Drummond, Det.	82	153	1.9
B. Lopez, Bkn.	72	126	1.8

2014-15 NBA Team/Individual Highs & Lows

Team Highs	
Field Goals - 57, Dallas, at DEN, 4/10 (2 OT)	
Field Goals - 56, New Orleans, vs. MIN, 11/14	
Field Goals - 56, Dallas, at OKC, 4/1	
Fewest Field Goals - 20, Oklahoma City, at vs. HOU, 11/16	
FG Attempts - 129, Milwaukee at BKN, 3/20 (3 OT)	
FG Attempts - 109, Boston, vs. GSW, 3/1	
Fewest FG Attempts - 62, Utah, at LAL, 3/19	
Field Goal Pct. - .667, New Orleans, vs. MIN, 11/14	
Lowest Field Goal Pct. - .287, Charlotte, at OKC, 12/26	
3-Pt. Field Goals - 20, Atlanta, vs. SAC, 3/9	
3-Pt. Field Goals - 20, Houston, vs. MIN, 3/27	
3-Pt. FG Attempts - 46, Houston, vs. DAL, 11/22	
3-Pt. FG Pct. - .750, New Orleans, vs. MIN, 11/14	
Free Throws - 44, Oklahoma City, vs. PHX, 12/31 (OT)	
Free Throws - 43, Chicago, vs. TOR, 12/22	
Fewest Free Throws - 1, Oklahoma City, vs. DET, 11/14 (OT)	
FT Attempts - 54, Dallas, vs. GSW, 4/4	
Fewest FT Attempts - 4, Toronto, vs. CHA, 4/15	
Free Throw Pct. - 1.000, (20x, most recently) Portland, at LAL, 4/3	
Lowest Free Throw Pct. - .273, Oklahoma City, vs. MEM, 11/7	
Off. Rebounds - 38, Milwaukee, at BKN, 3/20 (3 OT)	
Off. Rebounds - 26, New Orleans, vs. ORL, 10/28	
Fewest Off. Rebounds - 1, Golden State, vs. SAS, 11/11	
Fewest Off. Rebounds - 1, San Antonio, at NOP, 12/26	
Def. Rebounds - 55, Washington, vs. CHA, 3/27 (2 OT)	
Def. Rebounds - 49, Oklahoma City, vs. PHX, 12/14	
Fewest Def. Rebounds - 17, (4 times, most recently) PHI, at NYK, 4/5	
Rebounds - 81, Milwaukee, at BKN, 3/20 (3 OT)	
Rebounds - 65, Phoenix, at DEN, 2/25	
Fewest Rebounds - 20, Miami, 12/5	
Assists - 42, Atlanta, vs. SAC, 3/9	
Fewest Assists - 6, Cleveland, at UTA, 11/5	
Personal Fouls - 37, (3 times, most recently) Golden State, at DAL, 4/4	
Fewest Personal Fouls - 7, Chicago, at NOP, 2/7	
Steals - 20, Boston, vs. CLE, 4/12	
Turnovers - 31, Utah, at HOU, 1/10	
Fewest Turnovers - 3, Boston, vs. UTA, 3/4	
Blocks - 18, Chicago, vs. DEN, 1/1	
Points - 144, Dallas at DEN, 4/10 (2 OT)	
Points - 140, Dallas, vs. LAL, 11/21	
Fewest Points - 65, Oklahoma City, vs. HOU, 11/16	

Individual Highs	
Minutes - 55, Middleton, MIL at BKN, 3/20 (3 OT)	
Minutes - 48, (7 times, most recently) Brown, LAL at SAC, 4/15	
Field Goals - 21, Westbrook, OKC at IND, 4/12	
FG Attempts - 43, Westbrook, OKC at IND, 4/12	
3-Pt. Field Goals - 11, Thompson, GSW vs. SAC, 1/23	
3-Pt. Field Goals - 11, Irving, CLE vs. POR, 1/28	
3-Pt. FG Attempts - 19, Irving, CLE vs. POR, 1/28	
Free Throws - 22, Harden, HOU vs. DEN, 3/19	
FT Attempts - 28, Jordan, LAC vs. SAS, 2/19	
Off. Rebounds - 18, Pachulia, MIL at BKN, 3/20 (3 OT)	
Off. Rebounds - 15, Drummond, DET at GSW, 3/11	
Def. Rebounds - 20, Jordan, LAC at CHI, 3/1	
Def. Rebounds - 20, Cousins, SAC vs. NOP, 4/3	
Rebounds - 27, Jordan, LAC at DAL, 2/9	
Assists - 21, Jennings, DET vs. ORL, 1/21	
Steals - 9, Chalmers, MIA at NYK, 2/20	
Turnovers - 11, Rose, CHI at GSW, 1/27 (OT)	
Turnovers - 10, (5 times, most recently) Covington, PHI vs. MIL, 4/13	
Blocks - 12, Whiteside, MIA at CHI, 1/25	
Points - 57, Irving, CLE at SAS, 3/12 (OT)	
Points - 55, Irving, CLE vs. POR, 1/28	

2014-15 NBA Attendance Totals

Team	Home Attendance			Road Attendance		
	Games	Total	Average	Games	Total	Average
Atlanta Hawks	41	713,909	17,412	41	720,873	17,582
Boston Celtics	41	721,350	17,594	41	727,404	17,742
Brooklyn Nets	41	698,529	17,037	41	739,614	18,039
Charlotte Bobcats	41	704,886	17,192	41	723,833	17,654
Chicago Bulls	41	896,525	21,866	41	754,592	18,405
Cleveland Cavaliers	41	843,042	20,562	41	775,537	18,916
Dallas Mavericks	41	827,702	20,188	41	723,792	17,653
Denver Nuggets	41	602,707	14,700	41	714,593	17,429
Detroit Pistons	41	625,917	15,266	41	732,519	17,866
Golden State Warriors	41	803,436	19,596	41	750,793	18,312
Houston Rockets	41	747,412	18,230	41	736,761	17,970
Indiana Pacers	41	691,434	16,864	41	733,593	17,893
Los Angeles Clippers	41	785,892	19,168	41	741,245	18,079
Los Angeles Lakers	41	768,244	18,738	41	732,881	17,875
Memphis Grizzlies	41	710,502	17,329	41	738,717	18,017
Miami Heat	41	808,223	19,713	41	725,609	17,698
Milwaukee Bucks	41	611,226	14,908	41	725,841	17,703
Minnesota Timberwolves	41	595,652	14,528	41	738,032	18,001
New Orleans Pelicans	41	683,757	16,677	41	723,265	17,641
New York Knicks	41	812,292	19,812	41	715,966	17,463
Oklahoma City Thunder	41	746,323	18,203	41	736,220	17,957
Orlando Magic	41	688,194	16,785	41	721,024	17,586
Philadelphia 76ers	41	571,342	13,935	41	724,272	17,665
Phoenix Suns	41	693,862	16,923	41	721,033	17,586
Portland Trail Blazers	41	801,377	19,546	41	723,952	17,657
Sacramento Kings	41	680,049	16,587	41	718,130	17,515
San Antonio Spurs	41	762,855	18,606	41	736,866	17,972
Toronto Raptors	41	809,824	19,752	41	718,430	17,523
Utah Jazz	41	772,059	18,831	41	702,545	17,135
Washington Wizards	41	747,796	18,239	41	748,386	18,253
Totals	1230	21,926,318	17,826	1230	21,926,318	17,826

*Note: New Orleans finished 24th in NBA Attendance (both total and average) and had 24 sellouts
New Orleans, LA (Smoothie King Center)- Capacity 16,867

2014-15 NBA Honor Roll

2014-15 NBA Honors			2014-15 All-Defensive Team	
Most Valuable Player	Stephen Curry, Golden State Warriors		First Team	Second Team
Coach of the Year	Mike Budenholzer, Atlanta Hawks		Kawhi Leonard, SAS	Anthony Davis, NOP
Rookie of the Year	Andrew Wiggins, Minnesota Timberwolves		Draymond Green, GSW	Jimmy Butler, CHI
Most Improved Player	Jimmy Butler, Chicago Bulls		Tony Allen, MEM	Andrew Bogut, GSW
Defensive Player of the Year	Kawhi Leonard, San Antonio Spurs		DeAndre Jordan, LAC	John Wall, WAS
Sixth Man Award	Lou Williams, Toronto Raptors		Chris Paul, LAC	Tim Duncan, SAS
Sportsmanship Award	Kyle Korver, Atlanta Hawks			
2014-15 All-NBA Team			2014-15 All-Rookie Team	
First Team	Second Team	Third Team	First Team	Second Team
F LeBron James, CLE	F LaMarcus Aldridge, POR	F Blake Griffin, LAC	Andrew Wiggins, MIN	Marcus Smart, BOS
F Anthony Davis, NOP	F DeMarcus Cousins, SAC	F Tim Duncan, SAS	Nikola Mirotic, CHI	Zach LaVine, MIN
C Marc Gasol, MEM	C Pau Gasol, CHI	C DeAndre Jordan, LAC	Nerlens Noel, PHI	Bojan Bogdanovic, BKN
G James Harden, HOU	G Russell Westbrook, OKC	G Klay Thompson, GSW	Elfrid Payton, ORL	Jusuf Nurkic, DEN
G Stephen Curry, GSW	G Chris Paul, LAC	G Kyrie Irving, CLE	Jordan Clarkson, LAL	Langston Galloway, NYK

2015 NBA Draft

First Round

Team	Player	Position	Prior to NBA/Country
1. Minnesota Timberwolves	Karl-Anthony Towns	Center	Kentucky/Dominican Republic
2. Los Angeles Lakers	D'Angelo Russell	Guard	Ohio State/USA
3. Philadelphia 76ers	Jahlil Okafor	Center	Duke/USA
4. New York Knicks	Kristaps Porzingis	Forward	Baloncesto Sevilla (Spain)/Latvia
5. Orlando Magic	Mario Hezonja	Guard	FC Barcelona (Spain)/Croatia
6. Sacramento Kings	Willie Cauley-Stein	Center	Kentucky/USA
7. Denver Nuggets	Emmanuel Mudiay	Guard	Guangdong Southern Tigers (China)/Congo
8. Detroit Pistons	Stanley Johnson	Forward	Arizona/USA
9. Charlotte Hornets	Frank Kaminsky	Forward	Wisconsin/USA
10. Miami Heat	Justise Winslow	Guard	Duke/USA
11. Indiana Pacers	Myles Turner	Forward	Texas/USA
12. Utah Jazz	Trey Lyles	Forward	Kentucky/Canada
13. Phoenix Suns	Devin Booker	Guard	Kentucky/USA
14. Oklahoma City Thunder	Cameron Payne	Guard	Murray State/USA
15. Atlanta Hawks	Kelly Oubre	Guard	Kansas/USA (Traded to Washington)
16. Boston Celtics	Terry Rozier	Guard	Louisville/USA
17. Milwaukee Bucks	Rashad Vaughn	Guard	UNLV/USA
18. Houston Rockets	Sam Dekker	Forward	Wisconsin/USA
19. Washington Wizards	Jerian Grant	Guard	Notre Dame/USA (Traded to New York)
20. Toronto Raptors	Delon Wright	Guard	Utah/USA
21. Dallas Mavericks	Justin Anderson	Guard	Virginia/USA
22. Chicago Bulls	Bobby Portis	Forward	Arkansas/USA
23. Portland Trail Blazers	Rondae Hollis-Jefferson	Forward	Arizona/USA (Traded to Brooklyn)
24. Cleveland Cavaliers	Tyus Jones	Guard	Duke/USA (Traded to Minnesota)
25. Memphis Grizzlies	Jarrell Martin	Forward	Louisiana State/USA
26. San Antonio Spurs	Nikola Milutinovic	Center	Partizan Belgrade/Serbia
27. Los Angeles Lakers	Larry Nance Jr.	Forward	Wyoming/USA
28. Boston Celtics	R.J. Hunter	Guard	Georgia State/USA
29. Brooklyn Nets	Chris McCullough	Forward	Syracuse/USA
30. Golden State Warriors	Kevon Looney	Forward	UCLA/USA

Second Round

Team	Player	Position	School/Country
31. Minnesota Timberwolves	Cedi Osman	Forward	Anadolu Efes/Turkey (Traded to Cleveland)
32. Houston Rockets	Montrezl Harrell	Forward	Louisville/USA
33. Boston Celtics	Jordan Mickey	Forward	Louisiana State/USA
34. Los Angeles Lakers	Anthony Brown	Forward	Stanford/USA
35. Philadelphia 76ers	Willy Hernangomez	Forward	Baloncesto Sevilla/Spain (Traded to New York)
36. Minnesota Timberwolves	Rakeem Christmas	Forward	Syracuse/USA (Traded to Cleveland)
37. Philadelphia 76ers	Richaun Holmes	Forward	Bowling Green/USA
38. Detroit Pistons	Darrun Hilliard	Guard	Villanova/USA
39. Charlotte Hornets	Juan Pablo Vaulet	Forward	Bahia Estudiantes/Argentina (Traded to Brooklyn)
40. Miami Heat	Josh Richardson	Guard	Tennessee/USA
41. Brooklyn Nets	Pat Connaughton	Guard	Notre Dame/USA (Traded to Portland)
42. Utah Jazz	Olivier Hanlan	Guard	Boston College/Canada
43. Indiana Pacers	Joseph Young	Guard	Oregon/USA
44. Phoenix Suns	Andrew Harrison	Guard	Kentucky/USA (Traded to Memphis)
45. Boston Celtics	Marcus Thornton	Guard	William and Mary/USA
46. Milwaukee Bucks	Norman Powell	Guard	UCLA/USA (Traded to Toronto)
47. Philadelphia 76ers	Arturas Gudaitis	Center	Zalgiris Kaunas/Lithuania
48. Oklahoma City Thunder	Dakari Johnson	Center	Kentucky/USA
49. Washington Wizards	Aaron White	Forward	Iowa/USA
50. Atlanta Hawks	Marcus Eriksson	Guard	FC Barcelona (Spain)/Sweden
51. Orlando Magic	Tyler Harvey	Guard	Eastern Washington/USA
52. Dallas Mavericks	Satnam Singh	Center	IMG Academy/India
53. Cleveland Cavaliers	Sir'Dominic Pointer	Guard	St. John's/USA
54. Utah Jazz	Daniel Diez	Guard	Gipuzkoa Basket/Spain (Traded to Portland)
55. San Antonio Spurs	Cady Lalanne	Center	Massachusetts/Haiti
56. New Orleans Pelicans	Branden Dawson	Forward	Michigan State/USA (Traded to L.A. Clippers)
57. Denver Nuggets	Nikola Radicevic	Guard	Baloncesto Sevilla (Spain)/Serbia
58. Philadelphia 76ers	J.P. Tokoto	Forward	North Carolina/USA
59. Atlanta Hawks	Dimitrios Agravanis	Forward	Olympiacos/Greece
60. Philadelphia 76ers	Luka Mitrovic	Forward	Red Star Belgrade/Serbia

All-Time NBA Statistical Leaders

Most Games Played		Most FT Attempted		Most Assists	
Robert Parish	1,611	Karl Malone	13,188	John Stockton	15,806
Kareem Abdul-Jabbar	1,560	Wilt Chamberlain	11,862	Jason Kidd	12,091
John Stockton	1,504	Shaquille O'Neal	11,252	Steve Nash	10,335
Karl Malone	1,476	Moses Malone	11,090	Mark Jackson	10,334
Kevin Willis	1,424	KOBE BRYANT	9,730	Magic Johnson	10,141
KEVIN GARNETT	1,424	Kareem Abdul-Jabbar	9,304	Oscar Robertson	9,887
Jason Kidd	1,391	Oscar Robertson	9,185	Isaiah Thomas	9,061
Reggie Miller	1,389	Jerry West	8,801	Gary Payton	8,966
Clifford Robinson	1,380	Michael Jordan	8,772	ANDRE MILLER	8,437
Gary Payton	1,335	Charles Barkley	8,643	Rod Strickland	7,987
Most Minutes Played		Most 3PT Field Goals Made		Most Steals	
Kareem Abdul-Jabbar	57,446	Ray Allen	2,973	John Stockton	3,265
Karl Malone	54,852	Reggie Miller	2,560	Jason Kidd	2,684
Jason Kidd	50,111	JASON TERRY	2,076	Michael Jordan	2,514
Elvin Hayes	50,000	PAUL PIERCE	2,053	Gary Payton	2,445
KEVIN GARNETT	49,862	Jason Kidd	1,988	Maurice Cheeks	2,310
Wilt Chamberlain	47,859	VINCE CARTER	1,878	Scottie Pippen	2,307
John Stockton	47,764	Chauncey Billups	1,830	Clyde Drexler	2,207
Reggie Miller	47,619	JAMAL CRAWFORD	1,816	Hakeem Olajuwon	2,162
Gary Payton	47,117	Rashard Lewis	1,787	Alvin Robertson	2,112
KOBE BRYANT	46,774	Peja Stojakovic	1,760	Karl Malone	2,085
Points		Most 3PT Field Goals Att.		Most Blocked Shots	
Kareem Abdul-Jabbar	38,387	Ray Allen	7,429	Hakeem Olajuwon	3,830
Karl Malone	36,928	Reggie Miller	6,486	Dikembe Mutombo	3,289
KOBE BRYANT	32,482	Jason Kidd	5,701	Kareem Abdul-Jabbar	3,189
Michael Jordan	32,292	PAUL PIERCE	5,531	Mark Eaton	3,064
Wilt Chamberlain	31,419	JASON TERRY	5,463	David Robinson	2,954
Shaquille O'Neal	28,596	JAMAL CRAWFORD	5,195	TIM DUNCAN	2,942
DIRK NOWITZKI	28,119	KOBE BRYANT	5,079	Patrick Ewing	2,894
Moses Malone	27,409	VINCE CARTER	5,020	Shaquille O'Neal	2,732
Elvin Hayes	27,313	Chauncey Billups	4,725	Tree Rollins	2,542
Hakeem Olajuwon	26,946	Rashard Lewis	4,625	Robert Parish	2,361
Most Field Goals Made		Most Offensive Rebounds		Most Personal Fouls	
Kareem Abdul-Jabbar	15,837	Moses Malone	6,731	Kareem Abdul-Jabbar	4,657
Karl Malone	13,528	Robert Parish	4,598	Karl Malone	4,578
Wilt Chamberlain	12,681	Buck Williams	4,526	Robert Parish	4,443
Michael Jordan	12,192	Dennis Rodman	4,329	Charles Oakley	4,421
Shaquille O'Neal	11,330	Charles Barkley	4,260	Hakeem Olajuwon	4,383
KOBE BRYANT	11,321	Shaquille O'Neal	4,209	Buck Williams	4,267
Elvin Hayes	10,976	Kevin Willis	4,132	Elvin Hayes	4,193
Hakeem Olajuwon	10,749	Hakeem Olajuwon	4,034	Clifford Robinson	4,176
Alex English	10,659	Charles Oakley	3,924	Kevin Willis	4,161
John Havlicek	10,513	Dikembe Mutombo	3,808	Shaquille O'Neal	4,146
Most Field Goals Attempted		Most Defensive Rebounds		Highest Scoring Average	
Kareem Abdul-Jabbar	28,307	Karl Malone	11,406	(400 Games or 10,000 Points Minimum)	
Karl Malone	26,210	KEVIN GARNETT	11,318	Player	G Pts Avg
Michael Jordan	24,537	TIM DUNCAN	10,900	Michael Jordan	1072 32,292 30.12
KOBE BRYANT	24,374	Robert Parish	10,117	Wilt Chamberlain	1045 31,419 30.07
Elvin Hayes	24,272	Hakeem Olajuwon	9,714	Elgin Baylor	846 23,149 27.36
John Havlicek	23,930	Moses Malone	9,481	LEBRON JAMES	911 24,913 27.35
Wilt Chamberlain	23,497	Kareem Abdul-Jabbar	9,394	KEVIN DURANT	569 15,537 27.31
Dominique Wilkins	21,589	Shaquille O'Neal	8,890	Jerry West	932 25,192 27.03
Alex English	21,036	Patrick Ewing	8,855	Allen Iverson	914 24,368 26.66
Hakeem Olajuwon	20,991	DIRK NOWITZKI	8,685	Bob Pettit	792 20,880 26.36
Most Free Throws Made		Most Total Rebounds		George Gervin	791 20,708 26.18
Karl Malone	9,787	Wilt Chamberlain	23,924	Oscar Robertson	1040 26,710 25.68
Moses Malone	8,531	Bill Russell	21,620	Highest Field Goal Percentage	
KOBE BRYANT	8,146	Kareem Abdul-Jabbar	17,440	(2,000 FGM minimum)	
Oscar Robertson	7,694	Elvin Hayes	16,279	Player	FGM FGA Pct
Michael Jordan	7,327	Moses Malone	16,212	Artis Gilmore	5,732 9,570 .599
Jerry West	7,160	Karl Malone	14,968	TYSON CHANDLER	3,026 5,118 .591
PAUL PIERCE	6,854	Robert Parish	14,715	Shaquille O'Neal	11,330 19,457 .582
Adrian Dantley	6,832	TIM DUNCAN	14,644	Mark West	2,528 4,356 .580
DIRK NOWITZKI	6,756	KEVIN GARNETT	14,512	DWIGHT HOWARD	5,228 9,024 .579
Kareem Abdul-Jabbar	6,712	Nate Thurmond	14,464	Darryl Dawkins	3,477 6,079 .572
				James Donaldson	3,105 5,442 .571
				Bo Outlaw	2,005 3,534 .567
				Jeff Ruland	2,105 3,734 .564

Highest Free Throw Percentage

(1,200 FTM minimum)			
Player	FTM	FTA	Pct
Steve Nash	3,060	3,384	.9043
Mark Price	2,135	2,362	.9039
STEPHEN CURRY	1,305	1,450	.9000
Rick Barry	3,818	4,243	.8998
Peja Stojakovic	2,237	2,500	.895
Chauncey Billups	4,496	5,029	.8940
Ray Allen	4,398	4,920	.8939
Calvin Murphy	3,445	3,864	.892
Scott Skiles	1,548	1,741	.889
Reggie Miller	6,237	7,026	.888

Highest 3-Point Field Goal Percentage

(250 3FGM Minimum)			
Player	3FGM	3FGA	Pct
Steve Kerr	726	1,599	.454
Hubert Davis	728	1,651	.441
STEPHEN CURRY	1,191	2,704	.440
Drazen Petrovic	255	583	.437
Jason Kapono	457	1,054	.434
KYLE KORVER	1,729	3,998	.433
Tim Legler	260	603	.4312
STEVE NOVAK	567	1,316	.4309
ANTHONY MORROW	687	1,600	.429
Steve Nash	1,685	3,939	.428

Top 100 All-Time NBA Career Scorers

Player	YRS	G	PTS	AVG	CARMELO ANTHONY	12	830	20924	25.2	Lou Hudson	13	890	17940	20.2
Kareem Abdul-Jabbar	20	1560	38387	24.6	Bob Pettit	11	792	20880	26.4	Chris Mullin	16	986	17911	18.2
Karl Malone	19	1476	36928	25.0	David Robinson	14	987	20790	21.1	Lenny Wilkens	15	1077	17772	16.5
KOBE BRYANT	19	1280	32482	25.4	George Gervin	10	791	20708	26.2	Bailey Howell	12	950	17770	18.7
Michael Jordan	15	1072	32292	30.1	Mitch Richmond	14	976	20497	21.0	Magic Johnson	13	906	17707	19.5
Wilt Chamberlain	14	1045	31419	30.1	Tom Chambers	16	1107	20049	18.1	Shawn Marion	16	1163	17700	15.2
Shaquille O'Neal	20	1,207	28596	23.7	Antawn Jamison	16	1083	20042	18.5	Rolando Blackman	13	980	17623	18.0
DIRK NOWITZKI	16	1265	28119	22.2	John Stockton	19	1504	19711	13.1	Otis Thorpe	17	1257	17600	14.0
Moses Malone	19	1329	27409	20.6	Bernard King	14	874	19655	22.5	Jason Kidd	18	1391	17529	12.6
Elvin Hayes	16	1303	27313	21.0	Clifford Robinson	18	1380	19591	14.2	Earl Monroe	13	926	17454	18.8
Hakeem Olajuwon	18	1238	26946	21.8	Walter Davis	15	1033	19521	18.9	Steve Nash	18	1217	17387	14.3
Oscar Robertson	14	1040	26710	25.7	Terry Cummings	18	1183	19460	16.4	Kevin McHale	13	971	17335	15.9
Dominique Wilkins	15	1074	26668	24.8	Bob Lanier	14	959	19248	20.1	Michael Finley	16	1103	17306	17.7
John Havlicek	16	1270	26395	20.8	Eddie A. Johnson	17	1199	19202	16.0	Jack Sikma	14	1107	17287	15.6
TIM DUNCAN	18	1331	25974	19.5	Gail Goodrich	14	1031	19181	18.6	Kevin Willis	21	1424	17253	12.1
KEVIN GARNETT	20	1424	25949	18.2	Reggie Theus	13	1026	19015	18.5	Jeff Malone	13	905	17231	19.0
PAUL PIERCE	17	1250	25899	20.7	Dale Ellis	17	1209	19004	15.7	Chris Webber	14	831	17182	20.7
Alex English	15	1193	25613	21.5	Scottie Pippen	17	1178	18940	16.1	Grant Hill	18	1026	17137	16.7
Reggie Miller	18	1389	25279	18.2	Chet Walker	13	1032	18831	18.2	TONY PARKER	14	1008	17027	16.9
Jerry West	14	932	25192	27.0	Isiah Thomas	13	979	18822	19.2	Bob Cousy	14	924	16960	18.4
LEBRON JAMES	12	911	24913	27.0	DWYANE WADE	12	781	18812	24.1	Buck Williams	17	1307	16784	12.8
Patrick Ewing	17	1183	24815	21.3	Bob McAdoo	14	852	18787	22.1	ELTON BRAND	16	1041	16757	16.1
Ray Allen	18	1300	24505	18.9	Mark Aguirre	13	923	18458	20.0	Latrell Sprewell	13	913	16712	18.3
Allen Iverson	14	914	24368	26.7	Dolph Schayes	15	996	18438	18.5	Nate Archibald	13	876	16481	18.8
Charles Barkley	16	1073	23757	22.1	Rick Barry	10	794	18395	23.2	Jerry Stackhouse	18	970	16409	16.9
VINCE CARTER	17	1214	23574	19.4	Tracy McGrady	15	938	18381	19.6	Joe Dumars	14	1018	16401	16.1
Robert Parish	21	1611	23334	14.5	Julius Erving	11	836	18364	22.0	James Worthy	12	926	16320	17.6
Adrian Dantley	15	955	23177	24.3	Glen Rice	15	1000	18336	18.3	Stephon Marbury	12	846	16297	19.3
Elgin Baylor	14	846	23149	27.4	Dave Bing	12	901	18327	20.3	Paul Arizin	10	713	16266	22.8
Clyde Drexler	15	1086	22195	20.4	JOE JOHNSON	14	1062	18326	17.3	Randy Smith	12	976	16262	16.7
Gary Payton	17	1335	21813	16.3	PAU GASOL	14	983	18022	18.3	CHRIS BOSH	12	840	16179	19.3
Larry Bird	13	897	21791	24.3	JASON TERRY	16	1213	17986	14.8	Juan Howard	19	1208	16159	13.4
Hal Greer	15	1122	21586	19.2	World B. Free	13	886	17955	20.3	Andre Miller	16	1265	16134	12.8
Walt Bellamy	14	1043	20941	20.1	Calvin Murphy	13	1002	17949	17.9					



FOLLOWING THE PELICANS

Pelicans On FOX Sports New Orleans

The New Orleans Pelicans and FOX Sports New Orleans will begin their fourth year of bringing a variety of both home and road games into the homes of the Greater New Orleans area and Gulf South region. FSNO will broadcast 75 regular season games and is available statewide on cable and satellite providers. With the continuation of the affiliation comes a return to the broadcast team, with Joel Meyers (Play-by-Play), Ex-New Orleans Player David Wesley (Color Analyst) and Jennifer Hale (Sideline Reporter) all in their fourth year broadcasting games. Included will be a live 30-minute pre and post-game show as well as additional programming.



Radio Network Flagship Station - WRNO 99.5 FM

WRNO 99.5 FM in New Orleans will broadcast all 82 regular season games and seven preseason matchups as the Pelicans enter first year of the multi-season agreement with iHeartMedia. Sean Kelley is in his 11th season as the radio voice of the Pelicans, while John DeShazier is in his fourth season as color analyst along with Studio Host Daniel Sallerson. Kelley, DeShazier & Sallerson will also host The Alvin Gentry Show to air weekly on Thursday nights.



2015-16 RADIO AFFILIATES

Flagship

New Orleans
WRNO 99.5-FM

Louisiana Affiliates

Alexandria
KDBS 1410-AM
Baton Rouge
WEMX 94.1-FM
Franklin
KFRA 1390-AM
Morgan City
KBZE 105.9-FM

Monroe

KNBB 97.7-FM

Thibodaux
KTIB 640-AM

New Iberia/Lafayette
KANE 1240-AM

Larose
KLRZ 100.3-FM

Tullulah
KTJZ 97.5-FM

Mississippi Affiliates

Jackson
WSFZ 930-AM 3

Columbia
WCJU 104.9-FM

Gulfport/Biloxi
WBTV 104.9-FM

Hattiesburg
WFOR 1400-AM

Florida Affiliates

Pensacola
WBSR 1450-AM

COVERING THE PELICANS



JOHN REID
Times-Picayune
Beat Writer



ANDREW LOPEZ
Times-Picayune
Reporter



BRETT DAWSON
The Advocate
Beat Writer



SCOTT KUSHNER
The Advocate
Reporter



TED LEWIS
The Advocate
Columnist



BOB STEINFELD
FSNO Producer



GARY KIRBY
FSNO Director



BUZZ CARRICK
FSNO Associate
Producer



GREG BENSEL

SENIOR VICE PRESIDENT OF COMMUNICATIONS & BROADCASTING

With responsibilities that include serving as the team's official spokesman, overseeing all internal and external communications and being the primary liaison between the club and national and local media, Senior Vice President of Communications Greg Bensel enters his 19th season with the Saints. In addition to overseeing all communications efforts for the Saints, Bensel also serves in the same role for the NBA's New Orleans Pelicans.

In addition to his duties with both the Saints and Pelicans, Bensel also manages the communications efforts of Owner Tom Benson's community giving and business enterprises.

Bensel was promoted to vice president in 2006 after serving for nine seasons as director of media & public relations. In addition to managing his staff, his duties include working with the NFL's network media partners, media operations for home and away games and planning the long-range public relations initiatives for the club.

Bensel has also worked on the NFL public relations staffs for Super Bowl XXXII, XXXIII and XXXVI.

Prior to joining the Saints, Bensel was director of media relations for the Super Bowl XXXI Host Committee and the Greater New Orleans Sports Foundation. He has also served on the media committee for the NCAA Men's Final Four, the SEC Men's Basketball Tournament and the Sugar Bowl.

A New Orleans native who graduated from Jesuit High School and Tulane, Bensel started his professional career as a media relations administrator for the PGA of America in Palm Beach Gardens, Fla., where he served on the public relations staffs for the 1991 PGA Championship, the 1991 Senior PGA Championship and the 1991 Ryder Cup.



JOEL MEYERS

TV PLAY-BY-PLAY ANNOUNCER

Entering his fourth season with the New Orleans Pelicans as the team's television play-by-play announcer, Joel Meyers brings over 25 years of broadcast experience to the organization. Meyers came to New Orleans after six seasons as the Los Angeles Lakers' TV Play-By-Play announcer (2005-11) and two as the Lakers' radio play-by-play announcer (2003-2005). Meyers won two Emmy awards in his time as L.A.'s TV play-by-play man and previously served four years as the voice of San Antonio Spurs' television broadcast before joining the Lakers.

Having worked for ESPN over more than a decade calling college football, college basketball and professional golf, Meyers has also worked for NBC covering the NFL, two Olympic Games as well as the NBA and professional golf.

In addition, Meyers has worked Sunday nights for CBS/WestwoodOne for the past 10 years and will continue to call NFL action while also calling Big 12 college football on FSN every Saturday night.

A St. Louis native, Meyers attended the University of Missouri.



DAVID WESLEY

TELEVISION COLOR ANALYST

David Wesley enters his fourth season on the New Orleans Pelicans broadcast crew as a color analyst. Prior to returning to launch his broadcast career before the 2012-13 season, Wesley spent past two seasons as an assistant coach for the NBDL's Texas Legends following a 14-year NBA career. First landing with the Nets as an undrafted free agent for the 1993-94 season, Wesley went on to spend time with the Boston Celtics (1994-97), Charlotte/New Orleans Hornets (1997-2005), Houston Rockets (2005-2006) and finally the Cleveland Cavaliers (2006-07). Wesley was part of the inaugural team that returned from Charlotte to

New Orleans for the 2002-03 season.

During his career, the 6'0" shooting guard recorded career numbers of 12.5 points, 4.4 assists and 2.5 rebounds. He did not miss a game for three consecutive seasons between 1998-99 and 2000-2001 and also played all 82 games in 1995-96. He finished fourth in the NBA in three-point field goal percentage in 2002-03 and participated in the 2003 Three Point Shootout contest at All-Star Weekend.

Upon retiring in 2007, Wesley ranked second all-time (behind Moses Malone) in NBA history among undrafted players with 11,842 career points.

Born in San Antonio, Texas, Wesley attended Longview High School. He played one year of basketball at Temple College before transferring to Baylor University for his last three years. Wesley finished his college career at Baylor in '92.



JEN HALE

SIDELINE REPORTER

Jen Hale returns as the Pelicans' sideline reporter on FOX Sports New Orleans broadcasts, in addition to her duties as a sideline reporter for the NFL on Fox and a contributing writer for FoxSports.com. Hale is an award-winning sports journalist, who began her career as a political reporter and news anchor, before returning to her passion of sports as a sports anchor for WVUE, Fox 8.

She has won multiple Edward R. Murrow Emmy, and AP awards throughout her career.

Born in New Orleans, Jen grew up in Mobile, Ala., where she ran track, played softball and was a competitive gymnast. She returned to Louisiana to attend LSU's Honors College where she majored in Political Science. Jen was a captain of the LSU Cheerleading Squad, Miss LSU, LSU Homecoming Queen, a member of Delta Zeta Sorority and the Golden Key Honor Society.

Jen earned her Master of Science in broadcast journalism from Northwestern University in Chicago. She also attended The Fund for American Studies' Institute on Political Journalism at Georgetown University and completed a certificate on Irish Culture and Politics at University College Dublin in Ireland.

Jen published her first book, *Historic Plantations of Alabama's Black Belt*, in 2009 and is now working on her second publication.

She is also a RIAS Commission Fellow, spending several weeks in Germany and Belgium studying the German and European Union systems of government, press and trade.

Philanthropy is a big part of Jen's life. From volunteering at Lafayette Academy Charter School, to serving on advisory board for the Son of a Saint organization, to returning to Baton Rouge to emcee the Miss LSU pageant, which benefits Alzheimer's research and the Speech and Hearing Impaired Foundation, Jen is very active in the community.

Jen is a proud resident of the historic French Quarter. She enjoys running, cycling, cross fit and TRX. She also loves to ski and surf when vacations allow.



SEAN KELLEY

RADIO PLAY-BY-PLAY ANNOUNCER

Sean Kelley enters his 11th season as the radio play-by-play voice of the New Orleans Pelicans in 2014-15. In addition to his duties with the Pelicans, he also serves as the host of The Black and Blue Report, a 30-minute online radio show that focuses on news surrounding the Pelicans and Saints organizations, including exclusive interviews with players, coaches and executives from both franchises.

Prior to joining the Pelicans full time, Kelley spent two seasons as the primary radio studio host while also doing occasional play-by-play work in a fill-in role on the team's radio broadcasts.

Kelley served as the voice of the Tulane Green Wave from 2002-2005. While in that role, he provided play-by-play for the school's football, basketball and baseball action. He was also the host of the Tulane coach's television and radio shows. In addition to his work at Tulane, Kelley filled in as both radio play-by-play announcer and public address announcer for the New Orleans Zephyrs, the city's AAA baseball franchise.

Prior to his work with Tulane, Kelley was with KFRU-AM in Columbia, Mo., from 1998-2002. He was the station's sports director, anchor and host while doing play-by-play for the University of Missouri baseball team and also spent two years as the pre-game, halftime and post-game host for the Missouri Tiger Radio Network. Kelley's broadcast experience during that time also included work on the prep circuit announcing football and basketball on radio and television in Missouri and Illinois.

Kelley earned a degree in broadcast journalism from Southern Illinois University. He provided play-by-play for the Southern Illinois baseball and women's basketball teams from 1996-1998 and also spent time as sports director, anchor and host at WTAQ-FM in Carbondale, Ill. Throughout his career, Kelley has worked as a talk show host, anchor and reporter at various special events, including the ACC Basketball Tournament. Away from basketball, Kelley serves as a firefighter with St. Tammany Parish Fire District 13.



JOHN DESHAZIER

RADIO COLOR ANALYST

John DeShazier enters his fourth season with the Pelicans radio broadcast team. DeShazier will serve as the color analyst on Pelicans radio broadcasts. In addition to his Pelicans duties, DeShazier is the primary writer for NewOrleansSaints.com and serves as a co-host of The Black and Blue Report, a 30-minute online radio show that focuses on news surrounding the Pelicans and Saints organizations.

Prior to joining the Pelicans, DeShazier was a general sports columnist and sports writer for The Times-Picayune newspaper in New Orleans, from 1992-2012. During those 20 years he covered and opined on local and state teams and also covered and opined on events including the NBA Finals, the Super Bowl, the NBA All-Star Game, the NCAA Final Four, the BCS National Championship Game and the Sugar Bowl.

Four times, he was honored by the Louisiana Sports Writers Association as having written the top high school or pro sports column in the state and once, by the Louisiana/Mississippi Associated Press Managing Editors for having written the top sports column.

A native of Macon, Ga., DeShazier graduated from Georgia College and State University in Milledgeville, Ga., in 1989 with a Bachelor of Science degree in Journalism.

He has been a member of the Phi Beta Sigma Fraternity, Inc., since 1985, and is active in the New Orleans graduate chapter, Theta Beta Sigma.



DOUG TATUM

EXECUTIVE DIRECTOR OF DIGITAL MEDIA

Doug Tatum enters his third season with the New Orleans Pelicans as the executive director of digital media. Tatum oversees the direction of all digital media properties and the support staffs for both the Pelicans and the New Orleans Saints, including all social media accounts and all team related mobile and email platforms. He will also manage the team's overall digital marketing strategy, which include a daily podcast covering both teams called the Black and Blue Report.

Prior to joining the Pelicans, Tatum served 13 years, first as deputy then as lead sports editor, for the state's largest newspaper, The Times-Picayune. Tatum helped usher NOLA.com through a transition phase that saw the reduction of The Times-Picayune from a daily newspaper to a more digitally focused endeavor. Tatum was part of The Times-Picayune staff that received two Pulitzer Prizes for its coverage of Hurricane Katrina and its aftermath. Under his guidance, the sports staff of The Times-Picayune earned numerous state, regional and national awards for its work.

Tatum, a 1992 graduate of Western Kentucky University and native of Louisville, also previously served as an editor at The Cincinnati Enquirer and The (Louisville) Courier-Journal.

DIGITAL MEDIA STAFF



BETH BLACKBURN
Digital Marketing
Manager



TIM LEBLANC
Digital Marketing
Coordinator



ASHLEY AMOSS
Videographer



BRENDAN HASSETT
Video Intern



JIM EICHENHOFER

PUBLICATIONS AND NEW MEDIA MANAGER

Jim Eichenhofer begins his tenth full season with the Pelicans as publications and new media manager. Eichenhofer is the primary writer for Pelicans.com and the team's GameTime program. Since coming to the NBA in 2005, he has organized and directed many of the multi-team features that have appeared on NBA.com and individual team websites.

Prior to joining the Pelicans, Eichenhofer was a sportswriter for daily newspapers in Geneva, N.Y., and Auburn, N.Y., earning an Associated Press award for column writing. He has written over 100 feature articles for national basketball magazines SLAM, Inside Stuff and HOOP, interviewing and profiling NBA players such as Yao Ming, Chris Bosh, Tony Parker and Kevin Durant. He's written magazine articles on past New Orleans players including Tyson Chandler, Greivis Vasquez and Carl Landry. In addition to those national magazine assignments, he's written player and team features for the NBA All-Star Game and NBA Finals official programs. He has also appeared as a guest on NBA TV.

Eichenhofer is a native of Waterloo, N.Y. and graduate of Ithaca (N.Y.) College.



LEW SHUMAN

DIRECTOR OF BROADCASTING

Lew Shuman is in his 22nd season with the New Orleans franchise, 12th as broadcast director. Shuman brings over 35 years of NBA Broadcast experience as a producer, director and team broadcast administrator. His responsibilities include all radio and television broadcast contract administration, team vendor operations with regards to mobile units (both broadcast and In-Arena) crews and broadcast personnel. Shuman serves as the team's TV and radio liaison with the NBA and individual team departments with regards to all broadcast related matters.

Shuman started his NBA career with five seasons as the producer/director for the World Champion Boston Celtics followed by a two year stint in a similar capacity with the Philadelphia 76ers before joining the organization as producer/director for all New Orleans broadcasts. His work has earned him four regional sports Emmys- two with Boston and two with New Orleans. He is also the author of two books: Hoop Junkie and 15 Days of Hell. Shuman is a graduate of the University of Massachusetts-Boston. He resides with his wife Sharyn in Slidell.



DANIEL SALLERSON

RADIO PRODUCER/STUDIO HOST

Daniel Sallerson enters his fifth season as the radio producer/studio host for the New Orleans Pelicans in 2015-16. In addition to his duties with the Pelicans, he also serves as the producer of The Black and Blue Report, a 30-minute online radio show that focuses on news surrounding the Pelicans and Saints organizations, including exclusive interviews with players, coaches and executives from both franchises and The Alvin Gentry Show, a 30 minute radio show each week featuring Pelicans Head Coach Alvin Gentry.

Prior to joining the Pelicans full time, Sallerson spent one season as the radio intern for the Orlando Magic. Sallerson earned a degree in multimedia communication from Georgia Southern University.



CHRIS TRAHANT

BASKETBALL/BROADCAST COMMUNICATIONS COORDINATOR

Chris Trahant enters his third season with the New Orleans Pelicans Basketball Communications department, his second as Pelicans broadcast/communications coordinator. Trahant is responsible for assisting with the composition and editing of the media guide, creating and maintaining a database for all media and staff season credentials, assisting with the execution of day-to-day basketball communications responsibilities, as well as accompanying the organization on team travel.

Trahant will also work with the director of broadcasting in fulfilling the day-to-day audio and video obligations to the team, as well as assisting the radio producer/host and radio/television broadcast talent on securing content for use in the Pelicans' home and away broadcasts, day-to-day operation of the radio studio and digital radio production needs.

He transitioned fully to the department prior to the 2014-15 season after serving as the New Orleans Saints/Pelicans Communications intern for the 2013-14 season. Trahant is a New Orleans native who graduated from Jesuit High School and Louisiana State University.



MATT RYAN

DIRECTOR OF BASKETBALL COMMUNICATIONS

Matt Ryan enters his fourth season as the director of basketball communications for the New Orleans Pelicans. Ryan oversees many of the daily aspects of the department such as the media guide, credentialing, writing news releases, fulfilling player and staff interview requests both locally and nationally, while maintaining statistical upkeep of player performances. As Director, Ryan represents the department on all team travel including road trips, All-Star events, Summer League and the NBA Draft. He transitioned to the department in 2012 after beginning his career with the New Orleans Saints communications department prior to the

2011 season. Ryan is a New Orleans native who graduated from Jesuit High School and Tulane University.



LINDSEY MITCHELL

CORPORATE COMMUNICATIONS MANAGER

Lindsey Mitchell begins her ninth season with the Pelicans, her fifth as corporate communications manager. Mitchell moved to the corporate side of the department prior to the 2011-12 season after serving as the basketball communications coordinator for four years. Mitchell is responsible for the day-to-day operations of the team's corporate communications efforts and serves as the primary point of contact for all media outlets in regards to off-the-court initiatives. Additionally, she works with the Pelicans' marketing team to develop and execute effective strategic and tactical plans for external communications. In addition to her

responsibilities with the Pelicans, Mitchell also serves as the primary contact for Gayle M. Benson in regards to speaking engagements and appearances, as well as charitable opportunities and relationships. Mitchell also recently began managing the Gayle and Tom Benson Charitable Foundation.

Mitchell started with the organization in August 2007 and spent four years on the basketball side of the department. In addition to her public relations role, Mitchell was also a contributor to the web site. A native of North Canton, Ohio, Mitchell spent a year as an assistant in the Rutgers Athletic Communications department. During her time with the Scarlet Knights, Mitchell served as the primary contact for seven sports and acted as the secondary contact for the women's basketball team, as well as helping execute the communications efforts for the football team.

Mitchell, a 2006 graduate of Bloomsburg University, worked for three years in the sports information department, while also participating in the Public Relations Student Society of America and chairing the Student-Athlete Advisory Committee. In four seasons as a member of the Huskies' tennis team, she helped the squad to three appearances in the NCAA Division II Sweet 16, as well as three conference titles.

Mitchell has served on the board and been a member of the New Orleans Press Club, an organization comprised of journalists, journalism educators and public relations professionals that holds events and workshops focused on networking and professional development.



WILL MCCLARAN

BASKETBALL COMMUNICATIONS MANAGER

Will McClaran enters his second season with the New Orleans Pelicans Basketball Communications department. McClaran is the department's primary game notes writer and is responsible for writing news releases, maintaining team statistical databases, organizing game day operations, fulfilling external and internal media requests and accompanying the organization on team travel.

Prior to joining the Pelicans, McClaran served as the director of public and community relations for the Maine Red Claws of the NBA Development League. Not a stranger to New Orleans, McClaran was a basketball communications intern with the franchise during the 2008-09 season.

A native of Portland, Maine, McClaran holds bachelor's and master's degrees in sport management from Nichols College (Dudley, Mass.), where he currently serves on the program's advisory board.

MEDIA

Media Credentials

Single game requests should be directed to the Pelicans communications office no later than noon the day before the game you wish to cover (Friday at noon for Sunday and Monday games). First-time requests must be in written form on company letterhead and received by the aforementioned deadline. Because of limited press seating, credentials and/or courtside seats cannot be guaranteed. Credentials are good for admittance to the press room, dining area, locker rooms and seating areas and may be picked up at the press entrance (located at the loading dock entrance, which is across the street from Lot #4 at the Smoothie King Center). Credentials must be worn at all times and are non-transferable. Any unauthorized use will subject the bearer to ejection from the arena and the forfeiture of the credential. An autograph request by a media member will also result in the forfeiture of the credential.

Press Parking/Press Gate

Working media should park in Lot #4 (off of Girod Street) and cross the street to enter the Smoothie King Center through the doors by the loading dock. You will be able to pick up your credential at a table in front of the security office windows upon entering the arena. Your name will be on a parking list held by the security guard at the entrance of the lot.

Press Room

The press room is located at the west end of the arena to the right of the loading dock areas and is open four hours before game time. We must limit press room usage to the working media and game staff only. We are not able to accommodate any family, friends or guests. Telephones, fax service, internet access, game notes, statistics, quotes and out-of-town scores are available in this area. Please use common courtesy in securing a quiet working environment in the press room.

Pre and Post-Game Interviews

In accordance with NBA policy, the locker rooms are open to members of the media until 45 minutes before the game and within 10 minutes after the game. Players and coaches are available for interviews at those times. Only working members of the media with valid credentials will be admitted to the locker room. Your cooperation is requested in maintaining a professional atmosphere in the locker room for pre and post game interviews. Per NBA policy, use of cellular phones in the locker room is prohibited. Head Coach Alvin Gentry will be available 105 minutes prior to tip-off outside the team's locker room and approximately 10 minutes following the game in the press room.

Game Notes and Statistics

Game notes and additional press materials are available in the press room three hours before each game. Statistics are distributed to the working media during the game and are also available in the press room. Post-game notes and quotes are distributed a short time following the completion of the game. Statistics monitors are provided at courtside for television and radio broadcasts as well as for print and television media.

Photographers

Season passes will be provided to accredited photographers from New Orleans area daily newspapers and television stations who plan on covering at least 30 of the Pelicans' 41 regular season home games. Weekly newspaper photographers will

be handled on an individual game basis. Photographs are also available from the communications department. Photographers must be on assignment for a publication to be credentialed. Limited space is available at each end of the court for both television and still photographers. Photographers must stay in the designated area. Photographers may not sit on equipment cases and live television cameras have first priority on location and right of way. All NBA league rules regarding photography apply.

Meals

A pre-game meal is served in the room adjacent to the media workout at the arena two and a half hours before each game. Beverages and snacks are available in the press room at halftime and following each game.

Practice Policy

The Pelicans practice facility is located at 5800 Airline Drive in Metairie, LA. Media should enter through the media entrance of the building (posted on the doors, located adjacent to the main entrance) and park in the general parking lot. Practices are closed to the public, but open for the final 15 minutes to the media. The players and coaches are available immediately following the practice for courtside interviews. Please contact the Pelicans communications department to confirm practice times and the availability of the players and coaches. Interviews lasting longer than five minutes should be scheduled in advance with the Pelicans communications department. Photographers and television crews may shoot the final 15 minutes of practice. There is a press area with phone access available to the media throughout practice.

Directions From the N.O. Airport (Louis Armstrong) to the Smoothie King Center


Follow airport access road to I-10 East. Go approximately eight miles, stay in the right lanes at I-10/I-610 split (after Bonabel Blvd. Exit) and follow I-10 Eastbound towards downtown New Orleans. Go approximately three miles after the split, stay in the middle lanes and take the Superdome Exit. Turn right at the end of the ramp onto Girod Street. The arena is in the first block on your right. Driving time is approximately 30 minutes, but allow 45 minutes during rush hour.

Directions From Downtown N.O. to the Pelicans Practice Facility

Take I-10 westbound towards Baton Rouge. Exit 226 for Clearview Parkway South towards the Huey Long Bridge. Merge on to Clearview Parkway and turn right on to Airline Drive. Destination is 1.1 miles up Airline on the lefthand side. The duration of the trip is approximately 20 minutes. Please see above practice policy for parking and entrance instructions.



MISCELLANEOUS



SMOOTHIE KING CENTER



SEATING CAPACITIES

Basketball: 18,500 (16,867 for Pelicans)
Concert (end stage): 17,000
Arena Football: 16,900

A center stage for all forms of entertainment, the Smoothie King Center is home to the Pelicans and is the setting for some of the music industry's top performers and acts. The 16-year-old arena (opened October 29, 1999) stands tall in the colorful mix of downtown New Orleans and is connected by two pedestrian ramps to the magnificent Mercedes-Benz Superdome. Built for \$112 million, the facility is managed by SMG, which provides facility services to 189 venues worldwide. With a seating capacity of 18,500 (16,867 for Pelicans games), the Arena contains 56 executive suites, HUB Club including 140 seats, and 2,800 club seats, maintaining and providing personal amenities specific to each suite. The Arena provides numerous amenities at various locations for the convenience of its patrons: 24 permanent stands for food and beverage, three permanent stands for merchandise, 18 women's restrooms and 14 men's restrooms on public concourses and a 5,000-car Superdome garage adjacent to the Arena. All seating and access are in compliance with ADA regulations.

IMPROVEMENTS

The Smoothie King Center is undergoing \$50 million in renovations. The first phase of upgrades, which was completed before the start of the 2013-14 season, include new club locations, an internal bandstand/bar area, suite renovations, interior club renovations, as well as the creation of exterior club space, expansion of the existing Capital One Club as well as the popular Hub Club, a new V-VIP area, a limited access Chairman's Club a grand new lobby, and expanded locker rooms. The second phase included exterior work and was finished prior to start of the 2014-15 season. The third phase, which will be completed prior to the start of the 2015-16 season, will be highlighted by a new, state-of-the-art video scoreboard.

LOCATION

The Smoothie King Center is located downtown, at the foot of a ramp from Interstate 10, the Mississippi River Bridge approach and the Pontchartrain Expressway; connected by two pedestrian ramps to the Mercedes-Benz Superdome.

MANAGEMENT

Headquartered in Philadelphia, SMG provides facility services to 189 venues in 41 states, Puerto Rico, Canada and Europe, controls over 1.92 million entertainment seats worldwide, and manages over nine million square feet of exhibit space. For additional company information, visit www.smgworld.com.

CLUB SEATS

The Smoothie King Center has 2,800 club seats via seat licenses, all located in the middle sections of the lower bowl; 1,400 each side of the arena floor. All have oversized, cushioned seats with cup holders. Excellent access is provided to Club lounges (one on each side). Club seat holders have options for all Arena events.

EXECUTIVE SUITES

The Smoothie King Center has 56 executive suites; 16 have 18 theatre-style seats; all others have 12 theatre-style seats. Other amenities include a private concourse, refrigerators, wet bar, television sets with in-house TV and cable channels, access and membership to two club level lounges and preferred parking. The super suite remains one of the Arena's unique attributes. Named the HUB club (HUB International Ltd.), this super suite offers the convenience, comfort, and service of a private suite on a single-game basis. The HUB Club includes 140 seats and is newly furnished with the same plush carpeting, tables, chairs and TV monitors.

COURTSIDE CLUB

Accessed from the East Lobby on La Salle Street, the Courtside Club offers a lounge area, dining facilities, a patio area and a unique view of the team as it heads onto the court.

SCOREBOARDS/INFORMATION SYSTEM

The Smoothie King Center has a four-sided center-hung scoreboard and two Daktronics ProAd hustle boards located in each end zone and monitors throughout the concourses, suites and private dining areas.

PRESS FACILITIES

Media facilities include courtside seating, a working press area, an interview area and dining area provisions for uplink to satellite vans and state-of-the-art TV broadcast facilities.

LOCKER ROOMS

Along with the Pelicans locker room and visiting NBA locker room, the Arena is equipped with three additional locker rooms along with six dressing rooms and three production offices.

CONCESSION STANDS

The Smoothie King Center has 24 permanent concession stands plus numerous other portable units for the sale of food, beverages and souvenir items.

BOX OFFICE

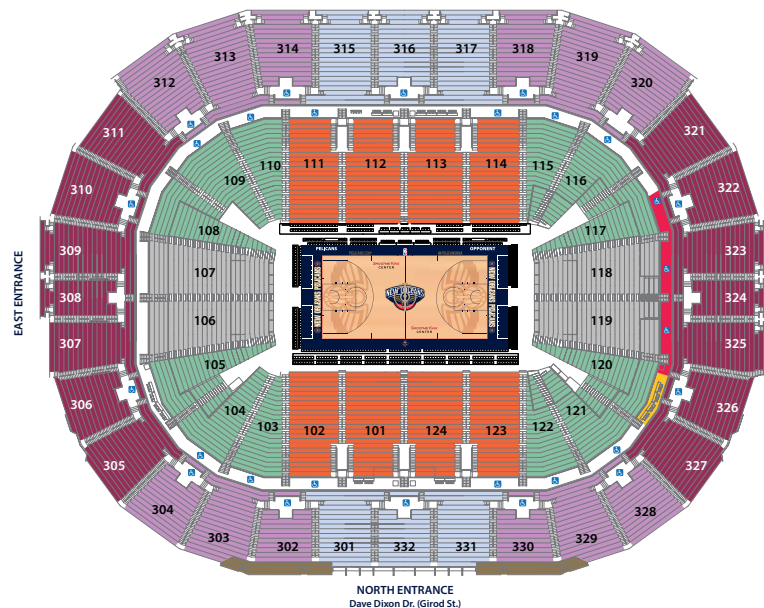
The Smoothie King Center has full box office services, with 16 ticket windows at the main entrance on the Northwest corner of facility plus six additional windows on the East end of the building. The box office phone number is (504) 587-3822.

ARENA FLOOR

The Smoothie King Center floor has 24,650 square feet of column-free space; 290 ft. long by 85 ft. wide, with retractable seating units in one end zone.

The New Orleans Pelicans relocated to a brand new, state-of-the-art practice facility prior to the start of the 2013-14 season. The Pelicans share the same campus as the NFL's New Orleans

TICKET MAP



NEW ORLEANS PELICANS BASKETBALL PRACTICE FACILITY



LOCATION

5800 Airline Drive, Metairie, LA 70003

TELEPHONE

504-593-4700

Saints at 5800 Airline Drive in Metairie, LA, the only such arrangement in major North American sports. The \$16 million, 50,000 square foot practice facility houses a 32,000 square foot practice area that features two full-sized basketball courts, offices for coaches and basketball operations staff, and a team theatre for film review. The building also includes a 12,000 square foot area that contains the Pelicans' locker room, players' lounge, barber shop, equipment room, and training room. Since moving to New Orleans in 2002, the team has operated at a temporary setup at the Alario Center, a public multipurpose facility in Westwego, La.



LOGOS / MARKS

PRIMARY LOGO



WORDMARK

Inspired by French Quarter street signs.

FLEUR-DE-LIS

A most notable symbol of New Orleans, the Fleur-de-lis is also represented within the primary and secondary marks. Its roots lie within its French origin and the deep cultural heritage of our city and is thus displayed on the city's flag. The mark, however, came to mean much more after Hurricane Katrina devastated the region, and came to symbolize the heart and resolve of the city.

CRESCENT BASKETBALL

Coined the "Crescent City" in 1835, New Orleans derived its popular nickname as it was established along the semi-circle bend of the Mississippi River. The crescent shape is thereby represented in several of the marks.

SECONDARY LOGOS



"BIRD-DE-LIS"

Incorporates pelican, fleur-de-lis and crescent basketball.



CIRCULAR

Incorporates cultural reference to "Crescent City" more formally and includes fleur-de-lis and crescent basketball.



NOLA

Refers to New Orleans, LA and includes fleur-de-lis.

NEW ORLEANS PELICANS OFFICIAL COLORS

■ PELICANS NAVY

PANTONE 289

100C/76M/12C/70Y

22G/65B

■ PELICANS GOLD*

PANTONE 872

40C/48M/76Y/16K

180R/151G/90B

■ PELICANS RED

PANTONE 186

91M/76Y/6K

225R/58G/62B

*for alternative flat applications use Pantone 465

Blue, gold and red are the colors represented in the flag of New Orleans.

PRIMARY - BLUE

Representative of the state flag of Louisiana. Traditionally represents liberty (as in the City of New Orleans flag).

SECONDARY - GOLD

The raucous embellishment and flourish that represents the spirited life of New Orleans. It's a color indicative of the city itself. It ties together this organization (shared color with the Saints), the rich and diverse history of the city and its culture of celebration. It's the color often found in the "crown" of pelicans and represented the championships we intend to win.

TERTIARY - RED

Red signifies fraternity, one blood or union, as with this team of players. It also represents the legend of the mother pelican pricking her own breast to feed her young in times of need, doing whatever it takes to endure. It's found on the throat of this powerful bird and provides a flash of intensity.

UNIFORMS

HOME



ROAD




ALTERNATE



PRIDE



COURT DESIGN



NBA INFORMATION

New York

Olympic Tower
645 Fifth Avenue
New York, NY 10022
Telephone: (212) 407-8000
Fax: (212) 832-3861

New Jersey

100 Plaza Drive
Secaucus, NJ 07094
Telephone: (201) 865-1500
Fax: (201) 974-5973

NBA CITY

6068 Universal Boulevard
Orlando, FL 32819
Telephone: (407) 363-5919
Fax: (407) 370-3178

INTERNATIONAL OFFICES

EUROPE

Endeavour House
189 Shaftesbury Avenue
London, United Kingdom WC2H 8JR
Telephone: 011-44-20-7420-8900

Italy

Via Dogana 3
20123, Milano, Italy
Telephone: 011-39-02-8648-9361
Fax: 011-39-02-809-250

Spain

Pge. Empresarial 'La Finca'
Edif. 17A, 1a
28223 Pozuelo de Alarcon, Madrid, Spain
Telephone: 011-34-911-517-101
Fax: 011-34-911-517-120

Turkey

Taraki Caddesi
Bele Gerdien Stesi No:8
Zekeriyaka Saniyer
Istanbul, Turkey
Telephone: 011-90-530-772-7975

AFRICA

6th Floor World Trade Center, Cnr West Road South and Lower Road
Morningside 2196
Johannesburg, South Africa
Telephone: 011-27-87-940-1333
Fax: 011-27-0-867-26-6351

INDIA

1st Floor, Parinee Crescenzo
C38 & C39G Block, Bandra Kurla Complex
Bandra (East) Mumbai, India 400051
Telephone: 011-91-22-330-406
Fax: 011-91-22-6155-4899

BRAZIL

Av Borges de Medeiros, 633
Sala 303 - Leblon
Rio de Janeiro, RJ, Brazil 22430-041
Telephone: 011-55-21-3206-6400
Fax: 011-55-21-2586-6001

MEXICO

Av Santa Fe 94, Torre A Piso 8
Colonia Zedec Santa Fe
Mexico City, Mexico 01210
Telephone: 011-52-55-88511159
Fax: 011-52-55-88511159

CANADA

50 Bay Street, Suite 1402
Toronto, Ontario

Canada MSJ 3A5
Telephone: 416-682-2000
Fax: 416-364-0205

ASIA/PACIFIC

Hong Kong
3101, The Lee Gardens
33 Hysan Avenue
Causeway Bay, Hong Kong
Telephone: 011-852-2843-9600
Fax: 011-852-2536-4808

Taiwan

Suite 1303, No. 88, Section 2,
Chung Hsiao East Road
Taipei, Taiwan ROC 100
Telephone: 011-886-2-2397-8000
Fax: 011-886-2-2358-1098

Korea

21/F Seoul Finance Center
136 Sejong-Daero, Jung-Gu
Seoul, Korea 100-768
Telephone: 011-822-3782-6835
Fax: 011-822-3782-4555

China—Beijing

19th Floor, Office Tower 2,
China Central Place,
No. 79 Jianguo Road,
Chaoyang District,
Beijing 100025, China
Telephone: 011-86-10-5200-8200
Fax: 011-86-10-5200-8202

China—Shanghai

Unit 2703-08, 27/F,
Tower 2, Plaza 66
1366 Nanjing West Road, Jing An District
Shanghai 200040, China
Telephone: 011-86-21-6137-2200
Fax: 011-86-21-6288-9920

2015-16 NBA DEVELOPMENT LEAGUE DIRECTORY



NBA D-League Office

Olympic Tower
645 5th Avenue
New York, NY 10022
212-407-8700
Media Relations Contact: Joanna Shapiro
(jshapiro@nba.com)

NBA D-LEAGUE TEAM OFFICES

Austin Spurs

13581 Pond Springs Road, Suite 108
Austin, TX 78729
Tel: (512) 236-8333; Fax: (512) 236-8444
Arena: Cedar Park Center
Media Relations Contact: Perri Travillion
(ptravillion@attcenter.com)
NBA Affiliation: San Antonio

Bakersfield Jam

1400 Norris Road
Bakersfield, CA 93308
Tel: (661) 615-6550; Fax: (661) 615-6555
Arena: Dignity Health Event Center
Media Relations Contact: William Aquije
(william@bakersfieldjam.com)
NBA Affiliation: Phoenix

Canton Charge

1101 Market Avenue North
Canton, OH 44702
Tel: (866) 444-1944; Fax: (330) 489-1703
Arena: Canton Memorial Civic Center
Media Relations Contact: Sean Wyatt
(swyatt@cantoncharge.com)
NBA Affiliation: Cleveland

Delaware 87ers

300 Martin Luther King Blvd, Ste. 200
Wilmington, DE 19801
Tel: (302) 504-7587; Fax: (302) 351-5370
Arena: Bob Carpenter Center
Media Relations Contact: Andrew Dzurita
(andrewdzurita@sevens.com)
NBA Affiliation: Philadelphia

Erie BayHawks

110 East 8th Street
Erie, PA 16501
Tel: (814) 790-5600; Fax: (814) 790-5608
Arena: Erie Insurance Arena
Media Relations Contact: Iris Rayburn
(iris.rayburn@nbaerie.com)
NBA Affiliation: Orlando

Fort Wayne Mad Ants

1910 St. Joe Center Rd, Suite 61
Fort Wayne, IN 46825
Tel: (260) 469-4667; Fax: (260) 469-4674
Arena: Allen County War Memorial Coliseum
Media Relations Contact: Kara Stevenson
(kara@fortwaynehoops.com)
NBA Affiliations: Indiana

Grand Rapids Drive

40 Monroe Center NW, Ste 11
Grand Rapids MI 49503
Tel: (844) 473-7483
Arena: DeltaPlex Arena
Media Relations Contact: Sarah Parfet Jbara
(spj@nbagrandrapids.com)
Website: www.nbagrandrapids.com
NBA Affiliation: Detroit

Idaho Stampede

233 South Capitol Blvd., Suite 100
Boise, ID 83702
Tel: (208) 388-4667; Fax: (208) 388-3845
Arena: CenturyLink Arena
Media Relations Contact: Aubrie Warkentien
(aubrie@idahostampede.com)
NBA Affiliation: Utah

Iowa Energy

730 3rd Street
Des Moines, Iowa 50309
Tel: (515) 564-8550; Fax: (515) 564-8551
Arena: Wells Fargo Arena
Media Relations Contact: Mike Leighton
(mleighton@iowanba.com)
NBA Affiliations: Memphis

Los Angeles D-Fenders

555 North Nash Street
El Segundo, CA 90245
Tel: (310) 426-6000; Fax: (310) 426-6031
Arena: Toyota Sports Center
Media Relations Contact: Will Patterson
(wpatterson@d-fenders.com)
NBA Affiliation: Los Angeles Lakers

Maine Red Claws

413 Congress Street
Portland, ME 04101
Tel: 207-210-6655; Fax: 207-210-6659
Arena: Portland Exposition Building
Media Relations Contact: Evans Boston (eboston@maineredclaws.com)
NBA Affiliation: Boston

Oklahoma City Blue

208 Thunder Drive
Oklahoma City, OK 73102
Tel: (405) 208-4800; Fax: (405) 429-7900
Arena: Cox Convention Center
Media Relations Contact: Ben Coldagelli
(bcoldagelli@okcthunder.com)
NBA Affiliation: Oklahoma City

Raptors 905

5600 Rose Cherry Place
Mississauga, ON L4Z4B6
Tel: (416) 815-5423 Fax: (416) 902-4311
Arena: Hershey Centre
Media Relations Contact: TBD
NBA Affiliation: Toronto

Reno Bighorns

50 West Liberty Street, Ste. 201
Reno, NV 89501
Tel: (775) 853-8200
Arena: Reno Event Center
Media Relations Contact: Kyle Jones
(kjones@renobighorns.com)
Website: www.renobighorns.com
NBA Affiliation: Sacramento

Rio Grande Valley Vipers

4500 North 10th Street, Suite 315
McAllen, TX 78504
Tel: (956) 972-1144; Fax: (956) 972-1150
Arena: State Farm Arena
Media Relations Contact: Rebecca Sweat
(rsweat@rgvipers.com)
NBA Affiliation: Houston

Santa Cruz Warriors

903 Pacific Avenue, Suite 101
Santa Cruz, CA 95060
Tel: (831) 731-4396; Fax: (831) 466-3201
Arena: Kaiser Permanente Arena
Media Relations Contact: Gina Antonello
(gantonello@santacruzbasketball.com)
NBA Affiliation: Golden State

Sioux Falls Skyforce

2131 South Minnesota Ave
Sioux Falls, SD 57105
Tel: (605) 332-0605; Fax: (605) 332-2305
Arena: Sanford Pentagon
Media Relations Contact: Darren Feeney
(darren@skyforceonline.com)
NBA Affiliation: Miami

Texas Legends

2601 Avenue of the Stars, Suite 300
Frisco, TX 75034
Tel: (214) 469-0822; Fax: (214) 469-0823
Arena: Dr. Pepper Arena
Media Relations Contact: Britney Wynn
(bwynn@texlegends.com)
NBA Affiliation: Dallas

Westchester Knicks

198 Central Ave.
White Plains, NY 10606
Tel: (914) 559-6888
Arena: Westchester County Center
Media Relations Contact: Katie Hatch
(Katie.hatch@msg.com)
NBA Affiliation: New York

COMMUNITY INITIATIVES

The New Orleans Pelicans community efforts focus on two key initiatives critical to the future success and prosperity of the Gulf South region: the health and sustainability of our coastal wetlands and the health and fitness of our region's children.

In conjunction with our community and corporate partners, the Pelicans are executing several outreach programs that will positively impact and inspire the lives of individuals in our community.

The health of the coastal wetlands is vital to growth and success of the state and region. The Louisiana wetlands provide 30% of the seafood catch in the contiguous U.S. Our wetlands habitat is also home to a wide variety and number of wildlife and plants.

Over 80% of wetland loss in the United States occurs in Louisiana – the equivalent of 12 basketball courts is lost every 30 minutes. The Gulf Coast has lost more than 55% of the wetlands that were here when the first Europeans arrived in the 15th century – a loss of more than 100 million acres.

The New Orleans Pelicans and the Audubon Nature Institute continue to team up to help preserve Louisiana's coast and wetlands. The long-term partnership focuses specifically on educating students on the effects of coastal restoration on the Region, as well as inspiring them to take action to ensure the long-term health of the coast.

The Pelicans organization is an advocate for the health and wellness of children in the Gulf South. With the ongoing goal of helping kids find the excitement in being active, the Pelicans host their Junior Training Camp program presented by Smoothie King, and Ochsner Health System. Junior Training Camps engage students in activities focused on creating a fun and memorable basketball experience, while also being active and healthy.

The NBA recently announced its Jr. NBA presented by Under Armour initiative, the NBA's youth basketball participation program for boys and girls ages 6-14. The Jr. NBA teaches the fundamental skills as well as the core values of the game at the grassroots level in an effort to help grow and improve the youth basketball experience for players, coaches and parents.

As an extension of the Jr. NBA, the Pelicans have launched the Jr. Pelicans program. The team will host events throughout the season, including clinics for coaches and players.

To help support its community initiatives, the team hosts an annual gala, Toast for the Coast. For more information about the team's work in the Gulf South, visit Pelicans.com



NBA Cares is the league's global social responsibility program that builds on the NBA's mission of addressing important social issues in the United States and around the world. Through this program, the NBA, its teams and players have donated more than \$237 million to charity, completed more than 3 million hours of hands-on community service, and created more than 895 places where kids and families can live, learn, or play, in 25 countries and territories on five continents. NBA Cares works with internationally recognized youth-serving programs that support education, youth and family development, and health-related causes, including: KaBOOM!, Special Olympics, YMCA, Boys and Girls Clubs of America, UNICEF, the Make-A-Wish Foundation, Share Our Strength and GLAAD.



5800 AIRLINE DRIVE • METAIRIE, LA 70003
504-525-4667 • PELICANS.COM