2012-13 NEW YORK KNICKS SEASON SCHEDULE

NOVEMBER

SUN	MON	TUE	WED	THU	FRI	SAT
				1 @BKN 7:00	2 MIA 8:00	3
4 PHI 12:00	5 @PHI 7:00	6	7	8	9 DAL 7:30	10
11	12	13 @ORL 7:00	14	15 @SAS 8:30	16 @MEM 9:30	17
18 IND 12:00	19	20 @NOH 8:00	21 @DAL 8:30	22	23 @HOU 8:00	24
25 DET 1:00	26	27	28 @MIL 8:00	29	30 WAS 7:30	

DECEMBER

SUN	MON	TUE	WED	THU	FRI	SAT
						1
2 PHO 12:00	3	4	5 @CHA 7:00	6 @MIA 8:00	7	8 @CHI 8:00
9 DEN 7:30	10	11 @BKN 7:00	12	13 LAL 8:00	14	15 CLE 7:30
16	17 HOU 7:30	18	19 BKN 7:00	20	21 CHI 7:30	22
23 MIN 3:00	24	25 @LAL 3:00	26 @PHO 9:00	27	28 @SAC 10:00	29
30	31					

JANUARY

SUN	MON	TUE	WED	THU	FRI	SAT
		1 POR 7:30	2	3 SAS 7:30	4	5 @ORL 7:00
6	7 BOS 7:30	8	9	10 @IND 8:00	11 CHI 8:00	12
13 NOH 12:00	14	15	16	17 @DET 12:07	18	19
20	21 BKN 3:30	22	23	24 @BOS 8:00	25	26 @PHI 7:00
27 ATL 8:30	28	29	30 ORL 7:30	31		

FEBRUARY

SUN	MON	TUE	WED	THU	FRI	SAT
					1 MIL 7:30	2 SAC 7:30
3	4 DET 7:30	5	6 @WAS 7:05	7	8 @MIN 8:00	9
10 LAC 1:00	11	12	13 TOR 7:30	14	15 ★	16 ★
17 ★	18	19	20 @IND 7:00	21	22 @TOR 7:00	23
24 PHI 7:00	25	26	27 GSW 7:30	28		

MARCH

SUN	MON	TUE	WED	THU	FRI	SAT
					1 @WAS 7:05	2
3 MIA 1:00	4 @CLE 7:00	5	6 @DET 7:30	7 OKC 8:00	8	9 UTA 7:30
10	11 @GSW 10:30	12	13 @DEN 10:30	14 @POR 10:30	15	16
17 *LAC 3:00	18 @UTA 10:30	19	20 ORL 7:30	21	22 @TOR 7:00	23 TOR 7:30
24	25	26 @BOS 7:00	27 MEM 7:30	28	29 CHA 7:30	30
31 BOS 7:30						

APRIL

SUN	MON	TUE	WED	THU	FRI	SAT
	1	2 @MIA 8:00	3 @ATL 7:00	4	5 MIL 7:30	6
7 @OKC 1:00	8	9 WAS 7:30	10	11 @CHI 8:00	12 @CLE 7:30	13
14 IND 3:30	15 @CHA 7:00	16	17 ATL 8:00	18	19	20
21	22	23	24	25	26	27
28	29	30				

KEY: HOME AWAY

All times listed are Eastern Time
* international site; time to be determined

KNICKS NOW — 24/7 Access to Everything

FACEBOOK — "Like" the Knicks on Facebook

TWITTER — Follow us @nyknicks

INSTAGRAM — Follow us @nyknicks

TEXT — Text NYK to KNICKS

GOOGLE+ — Add nyknicks to your circles

CHASE

2012-13 NEW YORK KNICKS MEDIA GUIDE

Rebecca Taylor, MSG Photos

TABLE OF CONTENTS

TABLE OF CONTENTS

Front Office & Coaching Staff — pages

The Madison Square Garden Company 5
Team Directory 6-7
James L. Dolan 8
Hank J. Ratner 9
Glen Grunwald 10
Allan Houston 11
Mike Woodson 12-13
Jim Todd 14
Darrell Walker 15
Herb Williams 16
Roger Hinds 17
Anthony Goenaga 17
Bill Burgos 17
Dr. Lisa Callahan 18
Dave Hancock 18
Andy Barr 18
Erie BayHawks 19
Basketball Operations 20-21
John Starks 22
Larry Johnson 23
The Team Behind The Team 24-29
Garden of Dreams Foundation 30-31
In The Community 32-39

The Players — pages

Carmelo Anthony 42-46
Ronnie Brewer 47-48
Marcus Camby 49-51
Tyson Chandler 52-55
Raymond Felton 56-58
Jason Kidd 59-61
Steve Novak 62-64
Pablo Prigioni 65
Iman Shumpert 66-67
J.R. Smith 68-70
Amar'e Stoudemire 71-75
Kurt Thomas 76-78
Rasheed Wallace 79-80
James White 81
Free Agents 82-83

2011-12 Season In Review — pages

Season In Review 86-87
Final Statistics 88
Won-Lost Breakdown 88
Season Highlights 89-93
NBA Playoffs 94-95
Game-By-Game 96-97
Individual High Games 98
Individual Highs 99
Knicks Team Highs & Lows 100
Opponents Team Highs & Lows 100
Knicks Record When 101
Individual Miscellaneous Statistics 102
Game-By-Game Home Attendance 103
Team & Individual Superlatives 104-105
Chronology of Team Changes 106-107

The NBA — pages

NBA/NBA D-League 110
2011-12 Final Standings/NBA Key Dates 111
2012 NBA Playoffs 112
2011-12 NBA Award Winners 113
2011-12 NBA Individual Leaders 114
2012 NBA Draft 115
Team-By-Team Directories 116-144
NBA Court Dimensions 145

History — pages

The Knickerbockers Story 148-151
What is a Knickerbocker? 152
Logo/Uniform History 153
Retired Numbers 154-155
Knicks Date Book 156-157
Front Office & Coaching Staff 158
Coaching Records 159
Year-By-Year Record 160
Won-Lost Breakdown 161
Year-By-Year Versus Opponents 162-163
Team Offensive Statistics 164
Team Defensive Statistics 165
Franchise Scoring 166
Franchise Leaders 167
Yearly Statistical Leaders 168-170
Top Seasonal Marks 170
Triple-Doubles 171
The 40-Point Club 172
Single-Game Bests 172-173
Top Individual Performances Off The Bench 173
All-Time Individual Highs 174-175
All-Time Individual Records at Present MSG 176
Rookie Records 177
Youngest/Oldest Players 177
Four-Point Plays 178
Highest-Lowest Scoring Games 179
Highest/Lowest Combined Scoring Games 179
Scoring Margins 179
Knicks Team Highs & Lows 180
Opponents Team Highs & Lows 180
Team Records at Present MSG 181
Individual Players Streaks 182
Comebacks & Leads Lost 182
Team Streaks 183
Month-By-Month Records 184
Postponed Games/Relocated Games 185
NBA Expansion Drafts 185
Multiple Overtime Games 185
Manpower Games Lost/Number of Players Used 186
Foreign-Born Players 186
Famous Firsts & Lasts 187
Home & Season Openers 188
Opening Night Lineups 189
When Was The Last Time 190
Naismith Memorial Basketball Hall of Fame 191
NBA Draft History - Top Five Picks 192-193
Numerical Roster 194-195
Award Winners 196-197
NBA All-Star Game Participants 198
All-Star Weekend Participants 199
Olympic Team Participants 199

All-Time Roster — pages

Career Records of the All-Time Knicks 202-287

The Playoffs — pages

NBA Champions 290
Division & Conference Champions 291
Year-By-Year Playoff Results 292-295
Coaching Records 295
Offensive/Defensive Team Statistics 296
Franchise Leaders 297
Versus Opponents 297
Series' Highs 298
Single-Game Bests 299
All-Time Individual Highs 300
Triple-Doubles 301
Four-Point Plays 301
Comebacks & Leads Lost 301
Team Records – Highs & Lows 302
Highest-Lowest Scoring Games 303
Highest/Lowest Combined Scoring Games 303
Scoring Margins 303

Fourth Estate — pages

Media Information 306-307
Public Relations Department 308-309
MSG Network 310-311
Radio History 312
Television History 313

The World's Most Famous Arena — pages

Madison Square Garden 316-319
All-Time Garden Attendance 320
MSG Training Center 321
Knicks City Dancers 322
Knicks City Kids/Entertainment 323
New York Liberty 324
Seating Diagram 325
Faces In The Crowd 326-327
Index 328

IN MEMORIAM

Jim Baechtold
Dec. 9, 1927 - Aug. 29, 2011

Bob Boozer
Apr. 26, 1937 - May 20, 2012

Pete Brennan
Sep. 23, 1936 - Jun. 8, 2012

Donnis Butcher
Feb. 8, 1936 – Oct. 8, 2012

Pat Cummings
Jul. 11, 1956 - Jun. 26, 2012

Dick Harter
Oct. 14, 1930 - Mar. 12, 2012

Art Heyman
Jun. 24, 1941 - Aug. 29, 2012

Greg Jackson
Aug. 2, 1952 - May 1, 2012

Andrew "Fuzzy" Levane
Apr. 11, 1920 - Apr. 30, 2012

Slater Martin
Oct. 22, 1925 - Oct. 18, 2012

Herb Scherer
Dec. 21, 1928 - Jun. 28, 2012

Joseph Cronin
Jun. 22, 1938 – Jun. 13, 2011

Steven Greenberg
Apr. 14, 1943 - Feb. 18, 2012

Thomas Kenville
Nov. 16, 1929 – Sep. 4, 2012

Andy Musser
Dec. 28, 1937 - Jan. 22, 2012

Executive Editor:
Jonathan Supranowitz

Associate Editors:
Dennis D'Agostino, Gregg Schwartz, Ashley Blackwood, Derek Lapinski

Design Director & Production Manager:
Jahaun Umar

Special thanks to:
George Kalinsky, Rebecca Taylor & Angela Cranford, MSG Photo Services
Nathaniel S. Butler & Kevin Wright, NBA Photos
Bob Rosen & Chris Thorn, Elias Sports Bureau
Robert Bradley, Phoenix, AZ

New York Knickerbockers • Two Pennsylvania Plaza • New York, NY 10121 • (212) 465-6471

George Kalinsky for Madison Square Garden

ABOUT THE MADISON SQUARE GARDEN COMPANY

THE MADISON SQUARE GARDEN COMPANY

The Madison Square Garden Company is a fully integrated sports, entertainment and media business comprised of dynamic and powerful assets and brands. Madison Square Garden's business grew from the legendary venue widely known as "The World's Most Famous Arena." Drawing on its celebrated history, the Company builds iconic brands that set the standard for excellence and innovation while forging deep connections with diverse and passionate audiences. With an unparalleled portfolio of strategically aligned venues, content and distribution channels, the Company's three business segments - MSG Sports, MSG Media and MSG Entertainment - work together to deliver exceptional experiences that endure for generations.

MSG Sports owns and operates the following sports franchises: the New York Knicks (NBA), the New York Rangers (NHL), the New York Liberty (WNBA), and the Connecticut Whale (AHL). MSG Sports also promotes, produces, and/or presents a broad array of world-class live sporting events, including professional boxing, college basketball (BIG EAST Championship, St. John's Red Storm, Jimmy V Classic, and others), tennis (BNP Paribas Showdown), WWE, Professional Bull Riders and Harlem Globetrotters, as well as the NFL Draft.

MSG Entertainment (MSGE) is one of the country's leaders in live entertainment and is recognized for its signature combination of event production, entertainment marketing and iconic venues. MSGE creates, produces and/or presents live productions including the number one live holiday family show in America, the *Radio City Christmas Spectacular*. During the 2012 holiday season, the Christmas Spectacular will celebrate the 85th year of the legendary Radio City Rockettes. In addition, MSGE presents or hosts live entertainment events, including concerts, family shows and special events, in its diverse collection of venues, which includes the Madison Square Garden Arena, The Theater at Madison Square Garden, Radio City Music Hall, the Beacon Theatre, The Chicago Theatre in Chicago, IL and the Wang Theatre in Boston. The Company recently purchased the Forum in Inglewood, CA and is planning a renovation that will return the historic arena into a thriving destination for both artists and music fans.

MSG Media is a leader in production and content development for multiple distribution platforms, including content originating from the Company's venues. MSG Media's television networks include the MSG Networks, which consist of MSG, MSG+, MSG HD and MSG+ HD, and the Fuse national networks, which consist of Fuse and Fuse HD. MSG Networks are home to seven professional sports teams: the Knicks, Rangers, Liberty, New York Islanders, New Jersey Devils, Buffalo Sabres and New York Red Bulls, as well as award-winning original programming. Fuse has established itself as a unique multi-platform music destination that connects music fans with their favorite artists. Fuse focuses on music-related programming including coverage of premier artists, events and festivals, original content and exclusive telecasts of high-profile concerts from the Company's iconic venues, featuring artists such as Red Hot Chili Peppers, Maroon 5, Drake, Dave Matthews Band, Kanye West and John Mayer.

The Company also has more than 20 interactive web sites, social networking sites and mobile applications that support these three business segments. More information on the Company is available at www.themadisonsquaregardencompany.com.

TEAM DIRECTORY

Team Executive Management

Executive Chairman,
The Madison Square Garden Company &
NBA Governor ..... James L. Dolan
President & Chief Executive Officer,
The Madison Square Garden Company &
NBA Alternate Governor ..... Hank J. Ratner
Executive Vice President & General Manager ..... Glen Grunwald
Executive Vice President,
Corporate Sales & Solutions ..... Greg Economou
Executive Vice President, Marketing & Sales ..... Howard Jacobs
Senior Vice President, Finance and Controller ..... John Cudmore
Senior Vice President, Marketing ..... Brian Grossman
Senior Vice President,
Legal & Business Affairs, Sports Operations ..... John Master
Senior Vice President, Sports Team Operations ..... Mark Piazza
Deputy General Counsel & Senior Vice President,
Legal and Business Affairs, Team Operations ..... Marc Schoenfeld

Madison Square Garden Executive Management

President, MSG Media ..... Michael Bair
President & General Manager, New York Rangers ..... Glen Sather
President, MSG Entertainment ..... Melissa Ormond
Executive Vice President,
General Counsel & Secretary ..... Lawrence J. Burian
Executive Vice President, Facilities ..... Stephen Collins
Executive Vice President,
MSG Sports & Arena Transformation ..... Joel Fisher
Executive Vice President &
Chief Financial Officer ..... Robert Pollichino
Executive Vice President,
Communications & Administration ..... Barry Watkins
Senior Vice President, Business Development ..... Beth Collins

Basketball Staff

Head Coach ..... Mike Woodson
Assistant Coaches ..... Jim Todd, Darrell Walker, Herb Williams
Assistant Coaches, Player Development ..... Jerry Dunn, David Hopla, LaSalle Thompson
Advance Scouts ..... Stephen Giles, Matt Harding
Video Coordinator ..... Patrick Licursi
Equipment Manager ..... Mike Martinez
Coaching Advisor ..... Bill Smith
Coaching Consultant ..... Chris Ford

Basketball Operations

Assistant General Manager/GM, Erie BayHawks ..... Allan Houston
Vice President, Player Development,
Marketing and Team Operations ..... Chris Bernard
Vice President, Basketball Operations ..... Jamie Mathews
Vice President, Sports Team Operations ..... Jason Vogel
Director, Asia-Pacific Scouting ..... Gary Boyson
Director, Security ..... John Donohue
Director, Pro Scouting & Free Agency ..... John Gabriel
Director, Pro Personnel ..... Mark Hughes
Directors, Player Relations ..... Jeannette Kew, Asani Swann
Director, Scouting and Administration ..... Kristian Petesic
Director, Analytics and Pro Scout ..... Mike Smith
Director of Operations, MSG Training Center ..... Miguel Vazquez
Director, Player Personnel ..... Mark Warkentien
Director, European Scouting ..... Kevin Wilson
Scouts ..... Ben Jobe, Scott McGuire, Walker D. Russell
Manager, Player Security ..... Max Cayard
Manager, Sports Team Operations ..... Caroline Giglio
Coordinator, Player Development ..... Damon Jones
Executive Assistant to
Executive Vice President and GM & Head Coach ..... Dianela Correia
Administrator, Sports Team Operations ..... Brian Wendth

Medical Staff

Chief Medical Officer and Vice President,
Player Care ..... Dr. Lisa Callahan
Team Orthopedist ..... Dr. Answorth Allen
Head Athletic Trainer ..... Roger Hinds
Associate Athletic Trainer ..... Anthony Goenaga
Director, Training & Conditioning ..... Dave Hancock
Performance Specialist ..... Andy Barr
Strength & Conditioning Coach ..... Bill Burgos

Public Relations

Vice President, Public Relations ..... Jonathan Supranowitz
Vice President, Communications, MSG Sports ..... Stacey Escudero
Manager, Media Relations ..... Gregg Schwartz
Manager, Public Relations ..... Ashley Blackwood
Coordinator, Media Relations ..... Derek Lapinski
Team Historian & Writer ..... Dennis D'Agostino

Marketing

Vice President, Marketing ..... Andrew Rentmeester
Manager, Marketing Programs &
Digital Platforms ..... Max Lorber
Manager, Websites ..... Jonah Ballow
Marketing Coordinator, Programs & Retention ..... Dueany Almanzar
Marketing Coordinator ..... Tiffany Reaves
Art Directors ... Michelle Cruz, Alex Mount, Jason Freeman Robinson

Event Presentation

Vice President, Event Presentation ..... Shawn Bennett
Director, Entertainment Marketing ..... Michelle Harris
Manager, Event Presentation ..... Lauren Trusty
Music Director ..... Ray Castoldi
Coordinating Producer, MSG Sports ..... Faith Astrada
Administrator, Entertainment & Dance Teams ..... Danielle Mimnaugh
Public Address Announcer ..... Mike Walczewski

Community Relations

Director, Community Relations ..... Artie Bayes
Director, Special Projects & CR Representative ..... Cal Ramsey
Alumni Relations & Fan Development Advisor ..... John Starks
Coordinator, Community Relations ..... Gianna Smith

Field Marketing & Fan Development

Vice President, Field Marketing & Fan Development ... Dan Gladstone
Basketball and Business Operations Representative .... Larry Johnson
Community Relations & Field Marketing Specialist ..... Troy Bowers
Manager, Field Marketing ..... Brendan Callahan
Coordinator, Field Marketing ..... Shelly Calem
Field Marketing Associate ..... Chris Jean

MSG Interactive

Senior Vice President & General Manager,
MSG Interactive ..... Scott Richman
Vice President, Operations &
Program Management ..... Heather Pariseau

MSG Photo Services

Official Photographer of Madison Square Garden ..... George Kalinsky
Vice President, MSG Photo Services ..... Rebecca Taylor
Director, MSG Photo Services ..... Angela Cranford

Finance

Vice President, Finance ..... Patrick McDonough
Director, Accounting ..... Jerry Miko
Senior Staff Accountant ..... Ray Cervone
Staff Accountant ..... Amanda Yan
Senior Administrative Assistant ..... Mabel Martinez

Legal & Business Affairs

Vice President, Legal & Business Affairs,
Team & Sports Operations ..... Jamaal Lesane
Vice President, Legal & Business Affairs,
Sports Operations ..... Christina Song
Manager, Contracts Administration ..... Kimberlie Bartunek
Senior Administrative Assistants ..... Stacey Barbour , Mary Vukas

Ticket Sales, Service & Retention

Vice President, Relocation ..... Bill Goldstein
Director, Inside Sales ..... Adam Campbell
Director, Season Ticket Service & Retention ..... Jamie Morningstar
Director, Sales & Service, Group Sales ..... Marcia Steinberg
Manager, Season Ticket Service & Retention ..... Dan Asip
Client Relationship Specialists ..... Boris Bereza, Mandy Flikier, Gretchen Muller
Manager, Ticket Sales Operations ..... Stephen Cerasoli
Senior Account Executive, Season Subscriptions ..... Sari Brandwine
Account Executives, Season Subscriptions ..... Keith Doran, Ken Lisi, Mark Picardo, Evan Sahr, Terry Tsouratakis
Account Coordinator ..... Michael Rucker
Account Executive, Group Sales ..... Matt Schulman
Group Sales Specialists ..... Matt Fields, Chris Farnkopf, Mike Kitlas, Jake McAllister, Stephanie Webber
Account Coordinator, Group Sales ..... Molly Larson
Administrative Assistant ..... Diana Pavan

Partnership Strategy

Senior Vice President, Partnership Strategy ..... Justin Johnson
Vice Presidents, Account Planning .. Lisa Aulebach, Katherine Holland
Director, Activation & Development ..... John Alfano
Directors, Account Planning ..... Tom Cerasoli, Andrew Karson
Managers, Activation & Development ..... Benjamin Baruch, Catie Fenzel, David Rothstein, Jonathan Stein
Managers, Account Planning ..... Sarah Freedman, Zachery Kramer
Coordinator, Partnership Strategy ..... Ronald Beach, Jr.

Corporate Hospitality

Vice President, Corporate Hospitality Service ..... Lisa Banbury
Vice President, Corporate, Hospitality Sales ..... Matt Goodman
Directors, Corporate Hospitality Sales ..... Scott McGinn, Jared Schoenfeld
Director, Corporate Hospitality Service ..... Brian Kelly
Manager, Service Operations ..... Eileen Costello
Managers, Corporate Hospitality Sales ..... Bryce Adams, Brandon Lawrence, Lydia Tobiasz
Manager, Corporate Hospitality Rentals ..... Melinda Churchville
Manager, Sales Operations ..... Matt Synakowski
Senior Coordinator, Client Service ..... Steve Elias
Coordinators, Client Service ..... Jen Crawford, Michael Crowder, Brian Murphy
Coordinator, Service Operations ..... Megan Matter
Senior Administrative Assistant ..... Melody Hirschorn

Business Solutions

Vice President, Business Solutions ..... Evan Frankel
Manager, Strategic Planning ..... Bailey Witt
Manager, Creative Services ..... Melissa Brusca
Manager, Platform Development ..... Nicole Marinake
Coordinator, Creative Services ..... Alexandra Faccas

Partnership Sales

Senior Vice President, Partnership Sales ..... Ron Skotarczak
Vice President, Team Sales ..... John Clark
Vice President, Sports & Entertainment Sales ..... Todd Melfi
Director, Revenue Operation/Sales & Solutions ..... Mark Peterson
Directors, Sports & Entertainment Sales ..... Raj Batheja, Ari Skalet, Amos Varon
Directors, Team Sales ..... Emil Calcano, TJ Ciro, Shannon Fox, Tim McCarthy, Marlene McDade, William Smith
Manager, Partnership Sales Operations ..... Laura Lash
Coordinator, Team Sales ..... Andrew Berkowitz
Coordinator, Sports & Entertainment Sales ..... Rashad Drakeford
Senior Administrative Assistant ..... Morgan Fischer

Transformation Sales

Vice President, Transformation Sales ..... Adam Davis
Manager, Transformation Sales ..... Branden Templeton

Integrated Marketing

Senior Vice President, Integrated Marketing ..... Carol Albert
Director, Integrated Marketing ..... Natasha Bojbasa

Broadcast Information

Radio: ESPN Radio 1050 AM ..... Spero Dedes, Brendan Brown
SAP ..... Alfredo Bejar, Juan Antonio Cains, Clemson Smith-Muniz
Television: MSG ..... Mike Breen, Walt Frazier

Team Information

Website ..... nyknicks.com
Arena ..... Madison Square Garden (19,763)
First Knicks game in Arena ..... Feb. 14, 1968

Game Statisticians/Public Relations/Press Attendants: Rorie Capparelli, Burton Chawla, Corin Chesterson, Dom Devito, Anthony DiGiovanni, John Freudig, Deon Goodman, Stephanie Hess, David Kabrin, Young Kim, Kimberly Kinnard, Spiro Kostaras, Jordi Kushner, Hnede Lamptey, Mike Liotta, Alex Marchfeld, Robert Muir, Katherine Papelian, Dominique Pickens, Max Puro, Nicole Platt, David Robbins, Terri Robinson, Joanna Shapiro, C.J. Stroh, Dan Walczewski, Tom Walsh, Steve Yanofsky

Music: Chad Dinzes, Mark Lee, Jay Miaritis, DJ M.I.L., DJ Rumor, DJ Sofie Fatale

Gardenvision: Alex Aponte, Katie Biese, Stephen Clarke, Thomas Collier, Bradley Harring, Kenneth Goldstein, Ron Kish, Richard Stephens

Knicks Field Marketing Associates: John Cielepak, Dayan Floyd, Cherise George, Danny Gonzalez, Stanley Matthew, Malini Malik, Nygel Roach, Jonathan Servil, Julia Smith

Visiting Statisticians: Howie Karpin, John LaBombarda, Doug Mittler, Pete Rawson, the legendary Bob Rosen, Jim Stamos, Marc Tand

Lockerroom Attendants: Edgar Burgos, Matt Dunbar, Marc Heller, Alex Immella, Robert Mangan, Daniel Mark, Shannon Ribler, John Sanchez, Steve Seidel, Jr., Larry Stewart, Edward Wheby

MSG Event Production: Bonnie Klinefelter, Timothy Parsaca, Steve Taylor

Building Operations: Charles Cheeks, Pat Coyne, John Diaz, Fred Douglas, Mike Fitzgerald, John Licata, Bill Martino, Joe Patsco, Michael Sciortino, Malcolm Shaw, Derek Smith, John Sorriento, Craig Stover, Paul Young

MSG Voice Services: Bill Bolan, Joe Connolly, Louis Hinkson, Ron Hocking

Box Office: Bob Beatty, John Buschhorn, Mark Rasmussen, John Stuis

JAMES L. DOLAN

EXECUTIVE CHAIRMAN, THE MADISON SQUARE GARDEN COMPANY

As executive chairman of The Madison Square Garden Company (MSG), James L. Dolan oversees the company's many entities, including its world-famous arena complex, professional sports teams, sports and entertainment networks, and historic showplaces. Mr. Dolan also serves as president and chief executive officer of Cablevision Systems Corporation, one of the nation's leading media and telecommunications companies.

In his role at The Madison Square Garden Company, Mr. Dolan is responsible for the Company's overall growth strategy and manages all of its operations. He also serves as governor to the National Basketball Association and the National Hockey League on behalf of the New York Knicks and Rangers.

To ensure the standing of the Company's premier venues, Mr. Dolan has taken on a number of restoration projects throughout his tenure. In New York, the Madison Square Garden Arena is currently undergoing a complete transformation that will significantly enhance the experience of customers, athletes, entertainers, suite holders and partners. Mr. Dolan was also the catalyst for a restoration of the Company's Beacon Theatre, which was renewed to its former grandeur in early 2009. Among his most significant accomplishments as MSG chairman, Mr. Dolan also spearheaded a multimillion-dollar restoration of Radio City Music Hall in 1999, returning the national landmark and MSG showpiece to its original splendor.

Over the past few years, Mr. Dolan has taken additional steps to expand MSG's entertainment properties. They include the addition of The Chicago Theatre, which was built in 1921 as one of the country's most opulent motion picture houses, and the Forum, which has been a celebrated arena in the Greater Los Angeles area since its opening in 1967. MSG also extended its music business, acquiring a minority-equity interest in Front Line Management, which was recently acquired by Live Nation, the world's largest live entertainment company.

Mr. Dolan has led MSG's response to local and national tragedies. He played a principal role in organizing "The Concert For New York City," which generated more than $35 million in aid for 9/11 victims and heroes, and "From The Big Apple to The Big Easy," which raised nearly $9 million for Hurricane Katrina relief. Mr. Dolan also supports The Madison Square Garden Company's ongoing commitment to the community, particularly through the Garden of Dreams Foundation, the non-profit charity that works closely with all areas at the company to help children throughout the New York metropolitan area.

In addition to his leadership role at The Madison Square Garden Company, Mr. Dolan is president and chief executive officer of Cablevision Systems Corporation, which served as MSG's parent company until February 2010, when the sports, media and entertainment business became a standalone, public company. Mr. Dolan oversees Cablevision's comprehensive portfolio of advanced Optimum-branded digital television, high-speed Internet and phone products, and the nation's largest WiFi network.

Also, under his purview, and serving the New York tri-state area, are Cablevision's local media properties, which include News 12 Networks, MSG Varsity and Newsday Media Group, which features Long Island's leading daily newspaper, Newsday. Other businesses under the Cablevision umbrella include Clearview Cinemas, one of the tri-state area's leading motion picture exhibitors.

Prior to assuming his present posts at Cablevision and The Madison Square Garden Company, Mr. Dolan was CEO of Rainbow Media Holdings the former Cablevision programming subsidiary that became a separate, public company named AMC Networks Inc. in June 2011. Mr. Dolan began his career with Cablevision in the 1970s and served in a variety of executive positions before overseeing Rainbow Media.

Mr. Dolan serves on the board of directors for The Madison Square Garden Company and AMC Networks, and he is a member of Cablevision's board of directors and its executive committee. He is also on the board of The Lustgarten Foundation, an organization he helped found in 1998 which today is the nation's largest private supporter of pancreatic cancer research. In addition, he sits on the boards of Live Nation, C-SPAN and the Breathe Easy Play Hard Foundation, and is a member of the New York University Steinhardt Dean's Council.

HANK J. RATNER

PRESIDENT AND CHIEF EXECUTIVE OFFICER, THE MADISON SQUARE GARDEN COMPANY

Hank J. Ratner is president and chief executive officer of The Madison Square Garden Company (MSG), which includes renowned performance venues, entertainment properties, professional sports teams and television networks. Mr. Ratner directs the overall strategy and day-to-day operations of the business. He also serves as alternate governor to the National Basketball Association and the National Hockey League on behalf of the New York Knicks and New York Rangers.

The Company's signature assets consist of some of the nation's most dynamic and powerful sports, media and entertainment assets and brands. This diverse collection of properties includes a portfolio of iconic venues: New York's Madison Square Garden, Radio City Music Hall and Beacon Theatre; The Chicago Theatre; the Forum in Inglewood, CA; and the Wang Theatre in Boston. In addition, MSG owns and operates professional sports teams, the New York Knicks, Rangers and Liberty; MSG Entertainment and its entertainment properties, including the *Radio City Christmas Spectacular*, featuring the legendary Radio City Rockettes; regional sports and entertainment networks, MSG and MSG+; and Fuse, a national music network.

In February of 2010, Mr. Ratner led the spin-off of Madison Square Garden from Cablevision Systems Corporation and, today, The Madison Square Garden Company is a thriving, stand-alone, public company. Currently, Mr. Ratner is spearheading the Transformation of the iconic Madison Square Garden Arena, which will significantly enhance the experience of customers, athletes, entertainers, suite holders and partners. The project will ultimately feature a dramatically redesigned Seventh Avenue entrance, new seats, improved sightlines, new Event Level and Madison Level suites, two new one-of-a-kind bridges suspended above the playing surface, and spectacular public concourses. The Transformation will also showcase new food offerings by some of the best chefs in the world, pay homage to the building's storied history and include the restoration of The Garden's distinctive and celebrated ceiling.

Mr. Ratner served as MSG's vice chairman for seven years before being named president and chief executive officer following MSG's spin-off from Cablevision. Throughout his tenure, Mr. Ratner has been influential in formulating and implementing the strategic direction for MSG's multi-faceted business. For example, he has played a key role in bringing some of the country's landmark venues under MSG management. Over the last six years, these have included the Beacon Theatre, The Chicago Theatre, the Wang Theatre and, most recently, the Forum. In addition, Mr. Ratner is the architect of the company's integrated business approach, designed to capitalize on MSG's unique combination of iconic venues, sports and entertainment content, and programming and distribution networks, by strategically aligning these assets to work together to deliver incomparable opportunities and exceptional experiences for partners, entertainers, customers and fans.

As chairman of The Garden of Dreams Foundation, the non-profit that works closely with The Madison Square Garden Company, Mr. Ratner has been the visionary behind the charity's commitment to "make dreams come true for children facing obstacles." Its extraordinary relationship with the company allows the Foundation to do what no other charity in the world can do – use the magic and power of MSG's assets to create on-going, unforgettable programs that improve the lives of kids and their families. Since its inception in 2006, Garden of Dreams has worked with all areas of MSG - including the Knicks, Rangers, Liberty, MSG Media and MSG Entertainment - to create thousands of unique and unforgettable experiences that have brightened the lives of more than 200,000 children.

Mr. Ratner has also served as vice chairman of Cablevision Systems Corporation since 2003. In this role, he helps to set corporate direction and strategy for the media and telecommunications company whose portfolio of operations includes a full suite of advanced digital television, high-speed Internet and phone products, and valuable local media and programming properties. Prior to serving as MSG and Cablevision vice chairman, Mr. Ratner served as COO and then vice chairman of Rainbow Media Holdings, Cablevision's former programming subsidiary which became AMC Networks, a separate company, after its spin-off in June 2011.

Mr. Ratner joined Cablevision as assistant general counsel in 1987. A year later, he moved to Rainbow Media, rising to the position of Rainbow's chief operating officer in 1998. Mr. Ratner was then promoted to vice chairman of Cablevision before also being named vice chairman of MSG in 2003.

Previously, Mr. Ratner was an associate with the law firm of Sullivan & Cromwell. He received a bachelor's degree and doctorate of law with distinction from Emory University.

GLEN GRUNWALD

EXECUTIVE VICE PRESIDENT AND GENERAL MANAGER

One of the NBA's most respected and versatile senior executives, Glen Grunwald has put his signature on a Knicks squad that is poised to join the NBA's elite.

Last year, which was his first as the Knicks' senior basketball executive, Glen engineered the stunning preseason trade that brought Tyson Chandler, the eventual KIA 2011-12 NBA Defensive Player of the Year, to New York. In mid-season, he installed Mike Woodson as head coach, and the Knicks responded with an 18-6 finishing kick to nail down their second consecutive Playoff berth. Then, during the eventful Summer of '12, he authored a series of trades and signings that put 10-time NBA All-Star Jason Kidd, veteran floor leader Raymond Felton, four-time All-Defensive selection Marcus Camby and fellow 1999 Finals alumnus Kurt Thomas in Knicks uniforms.

Promoted to executive vice president and general manager of the Knickerbockers on Apr. 24, 2012, Grunwald is currently in his seventh overall season in New York. Originally joining the Knicks on Sep. 28, 2006 as senior vice president, basketball operations, Grunwald now oversees all aspects of the team's basketball operations, including player personnel decisions, trades and acquisitions, and managing the operating budget and salary cap. Prior to his most recent promotion, he had served as New York's interim general manager since Jul. 1, 2011.

"I see this as a year where hopefully we can continue to build and continue to grow towards our ultimate goal of winning a championship," says Grunwald, who finished sixth in the media voting for the 2011-12 NBA Executive of the Year award, won by Indiana's Larry Bird. "We've improved over the past three years and we hope to continue that improvement. We've got a lot of good returning players and I think we've added some good quality veterans who will help us move forward."

Grunwald, 54, has played a key role in the vast rebuilding of the Knicks - resulting in back-to-back Playoff appearances - a decade after facing a similar challenge in Toronto. In 2010-11, he was instrumental in bringing superstars Amar'e Stoudemire and Carmelo Anthony to New York. His longtime experience in player development has been a main factor in the Knicks producing several of the game's most talented youngsters, the most recent being 2012 All-Rookie First Team selection Iman Shumpert. His acquisitions of veterans J.R. Smith and Steve Novak were vital to last season's Playoff push.

"It's been a real blessing to be able to work for the Knicks and in New York City," says Grunwald. "We've made some strides, we're not where we want to be quite yet. We hope that the off-season - which was a lot more hectic and involved than I thought it might have been - enabled us to make some good decisions that'll get us closer to our goal."

Grunwald joined the Knicks following a decade (1994-2004) with the Toronto Raptors, including seven seasons as general manager, a period in which he built the Raptors into one of the elite teams in the Eastern Conference. Glen's success with the Knicks marks the latest chapter in a long and distinguished NBA front office career that spans two decades.

Named Raptors general manager on Nov. 20, 1997, Grunwald spearheaded Toronto's drive toward elite status by acquiring the likes of Vince Carter, Antonio Davis, Morris Peterson and Charles Oakley. Under his direction, the Raptors advanced to the NBA Playoffs for three straight seasons (2000-01-02). In 2001, the Raptors defeated the Knicks in the first round of the Playoffs and came within one game of the Eastern Conference Finals. Grunwald served as Raptors general manager through the 2003-04 campaign.

An original member of the Toronto front office, Grunwald joined the Raptors on Nov. 8, 1994 as vice president, legal affairs and assistant general manager. During the Raptors' formative years, he was responsible for the administrative, financial and legal aspects of the team's basketball operations, playing a key role in all areas from the 1995 expansion draft to player personnel decisions. He also served as the team's resident salary cap expert, and provided his legal expertise in sponsorship, marketing and contract issues.

Prior to joining the Raptors, Grunwald served four years as vice president, general counsel for the Denver Nuggets, and was responsible for all legal, human resources and administrative matters, while managing the club's salary cap. Grunwald joined the Nuggets after working as an attorney with the Chicago law firm of Winston and Strawn.

In joining the Knicks, Grunwald left a position with Toronto's Board of Trade, where he had served as president and CEO since December 2004. A former member of the board of directors of Canada Basketball, he is chairman and part owner of the HoopDome, a multi-court basketball facility at Toronto's Downsview Park.

Grunwald graduated from Indiana University in 1981, where he played alongside Hall of Famer Isiah Thomas and current Knicks head coach Mike Woodson, and co-captained the Hoosiers' 1981 NCAA Championship squad. At Indiana, he was a Rhodes Scholar nominee and a two-time Big Ten All-Academic Second Team selection. He was the Celtics' fifth-round pick (115th overall) in the 1981 NBA Draft.

Grunwald earned his law degree from Northwestern in 1984 and added a master's degree in business administration from Indiana in 1986.

The Chicago native and his wife Heather, a criminal defense lawyer, are proud parents of son Will, 10. Grunwald also has a son, Gabe (19), who plays Junior A hockey, and a daughter, Emma (18), a student at New York's Barnard College. The Grunwald family lives in Westchester.

ALLAN HOUSTON

ASSISTANT GENERAL MANAGER

After a playing career that stamped him as one of the greatest Knicks ever to wear the orange and blue, Allan Houston continues to forge a new legacy as one of the game's rising young executives. Currently in his fifth season as a member of the Knicks' front office, Houston was promoted to assistant general manager at the start of the 2010-11 season, following two years as assistant to the president, basketball operations. In his current role, Allan oversees the Knicks scouting department (college, pro and international), serves as GM and oversees all operations of New York's D-League affiliate - the Erie BayHawks - and assists executive VP/general manager Glen Grunwald.

With a front office career in full flower, Allan maintains an athlete's mindset which he considers vital to his new role.

"I don't ever want to think of myself fully as an executive because part of what allows me to be in this position is having been good at [playing] the game," says Houston, 41, who officially joined the Knicks front office on Nov. 7, 2008. "With the qualities that allowed me to be good at the game, it allows me to have the perspective to understand what it takes for these guys today to grow and develop. So I don't ever want to be fully an executive because when I have conversations with a lot of our players, I need to continue to understand their perspective, and to challenge them to grow."

The Knicks' single-team affiliation with the BayHawks is currently in its second season, and Houston relishes the unique challenges that come with overseeing a D-League franchise.

"It's a great experience being able to manage the process," says Allan. "Really, you're managing your relationship with the coach, the staff, the training staff, the schedule. You're not only managing a team and its progress, but you're also managing the expectations of players who are trying to get to a whole different league."

A two-time NBA All-Star (in 2000 and 2001), Houston's front office career comes on the heels of a stellar 12-year playing tenure over which he averaged 17.3 points, including two 20-plus scoring seasons with the Knicks. After three years in Detroit, Allan spent nine seasons (1996-97 through 2004-05) with the Knicks and earned a prominent place among the team's greatest performers. He is fourth on the all-time Knicks career scoring list with 11,165 points, trailing only Hall of Famers Patrick Ewing (23,665), Walt Frazier (14,617) and Willis Reed (12,183). Houston is also second among all-time Knicks in three-point field goals (921, to John Starks' 982), third in free throw percentage (.872), and sixth in minutes (21,724).

A key member of the Knicks' 1999 Eastern Conference Championship team, Allan authored perhaps the single most-famous shot in franchise history, his unforgettable running one-hander that went off both the rim and the backboard before dropping through with :00.8 left to give New York a series-clinching 78-77 win in Game Five of the first Playoff round at Miami (May 16, 1999). Houston scored a career-high 53 points at Los Angeles against the Lakers on Feb. 16, 2003.

Limited by knee injuries to just 70 games over his last two Knicks seasons, Allan announced his retirement as an active player on Oct. 17, 2005, although he did attempt comebacks (both injury-shortened) during training camp in 2007 and 2008. At NBA All-Star Weekend in 2012 in Orlando, he donned his familiar No. 20 and teamed with Landry Fields and the Liberty's Cappie Pondexter to win the Haier Shooting Stars competition on All-Star Saturday.

On Feb. 23, 2011, Houston was honored as a Knicks Legend for the period from 2000-2010. One month later, on Mar. 6, 2011, his No. 20 was retired by the University of Tennessee in honor of a brilliant four-year college career over which he scored a school record 2,801 points (Allan joined former Knicks Bernard King and Ernie Grunfeld as the only Vols in school history to have their numbers retired). Houston also averaged 8.0 points for the gold medal-winning U.S. squad at the 2000 Summer Olympics in Sydney.

Houston's longstanding community efforts have continued in full force in his post-playing career. He oversees the Allan Houston Legacy Foundation, which was founded in 2001 and has served over 1,500 participants across the country through original programs in fatherhood and entrepreneurship to facilitate individual and collective growth through initiatives that: 1) restore a strong family unit, 2) provide economic empowerment through entrepreneurship, 3) encourage education and life skill development and 4) enhance spiritual growth.

Allan co-hosts the annual "Father Knows Best" Basketball Retreat with his father Wade. The Retreat is a Christian faith-based weekend initiative designed to help fathers develop and strengthen their relationships with pre-teen and teenage sons. Currently in its ninth year, the program expanded to Detroit and Atlanta in 2009, Louisville in 2010, and to Orlando and all five boroughs of New York City in 2011 and 2012.

In the summers of 2010 and 2001, Allan traveled to Israel under the auspices of AIPAC (American-Israel Public Affairs Committee), speaking in front of 11,000 at AIPAC's national conference in 2011. In summer 2011, he participated in the NBA's Basketball Without Borders/Rio de Janeiro goodwill trip. Allan was named "Father of the Year" by the National Fatherhood Initiative in 2007, "Social Entrepreneur of the Year" by Tulane University in 2008, and received the President's Council on Service and Civic Engagement Award from the Obama Administration in 2011. Allan created the Wade Allan Houston Scholarship at the University of Tennessee in 2003.

Allan was born on Apr. 20, 1971 in Louisville. He and his wife Tamara are proud parents of seven children: daughter Remie (13; born on Jun. 12, 1999, one day after Allan's 32-point heroics in NY's Eastern Conference-clinching Game Six win over Indiana), son Allan III (11), daughters Rowan (8), Jade (5), Jodi Jean (4) and Truth Grace (2), and newborn son Asher (Apr. 17, 2012). A graduate of the University of Tennessee (BA, African-American Studies), Allan played collegiately for his father Wade, then the Vols' head coach. Allan's father and mother, Wade and Alice, are partners in Louisville-based HJI Inc., the nation's largest minority-owned trucking and storage company.

MIKE WOODSON
HEAD COACH

Mike Woodson wasted no time in putting his stamp on the Knickerbockers.

Named interim head coach on Mar. 14, 2012, his Knicks squad responded with an 18-6 record for the remainder of the regular season, nailing down its second straight NBA Playoff berth. A Knicks team that had been averaging 96.5 points allowed brought that figure down a full five points during Woody's tenure to 91.5 points allowed during his 24-game stretch.

The Knicks' performance over those final hectic weeks earned Woodson a multi-year extension as head coach on May 25, 2012. Currently in his second season in New York and 16th campaign as an NBA coach, an entire city waits to see what happens next for Woodson and his team.

"I'm excited about the Knicks giving me the opportunity to come back and hopefully try to complete the job that I started," says the 54-year old Woodson, the 25th head coach in Knicks franchise history. "That's what it's all about. I'm looking forward to the upcoming season and getting a full training camp under our belt with our whole ballclub. We've added some pieces, pieces that I think can help us in the long run. I couldn't be more excited.

"I know the expectations are always higher in New York, and as I've said a number of times, that's how it should be. I've expressed to the players that that's the only way you should want it. It isn't pressure or anything like that if you go into a season expecting to win, and there's nothing wrong with that. I'm going to push guys to try and win and play at a high level, and then we'll see what happens."

Owner of a long and distinguished NBA coaching record, Woodson originally joined the Knicks as an assistant coach on Aug. 29, 2011, a little more than three decades after his NBA journey began as a Knicks rookie in 1980. He owns a 224-292 (.434) career won-loss mark in seven seasons as an NBA head coach (six with Atlanta, one with New York).

"Woody has taken the years of experience that he's garnered as a player and a coach and formulated an idea of what it takes to win in the NBA," says Executive VP, Basketball Operations and General Manager Glen Grunwald. "He's able to communicate that and motivate players to play the way he knows they need to in order to be successful. He's got a very good way about him. He's firm yet friendly. He'll get the best out of the players while maintaining good relations and their respect."

A constant theme that emerges from Woodson and his coaching philosophy is summed up in one word - accountability. It's something he demands from each of those under his leadership.

"It's very important, and I say that because I know that when they look at me as the head coach, they're going to hold me accountable for what I do," says Mike. "And the fans and the media, when things don't go right, they're going to point the finger at me, and that's okay. I don't have a problem with it. I've been around long enough to know the dynamics of it. Sometimes players don't understand what accountability is, they just don't. They take their craft for granted sometimes. And it's not always that way. In order to win an NBA title, you've got to go through some ups and downs, you've got to be a little lucky, you've got to stay away from injuries, come together and play like a team.

"There are a lot of things that have got to happen. But if you hold everybody accountable to do their job, their part, then you've got a better chance of winning."

Woodson joined the Knicks staff following six seasons as head coach of the Atlanta Hawks (2004-05 through 2009-10), over which he compiled a 206-286 (.419) record. He guided the Hawks to the NBA Playoffs in each of his last three seasons (including 2007-08, ending Atlanta's eight-year Playoff drought), and into the Eastern Conference Semifinals in his last two seasons.

The Hawks increased their win total in each of Woodson's six seasons in Atlanta, going from 13-59 in 2004-05 to 53-29 in 2009-10. Woodson's 206 career wins are fourth-best in Hawks franchise history, trailing only Richie Guerin (327), Mike Fratello (324) and Hall of Famer Lenny Wilkens (310).

Before joining the Hawks, Woodson served for one season (2003-04) as an assistant coach with the Detroit Pistons, where he was one of the chief architects behind Detroit's suffocating defense that helped the Pistons to the 2004 NBA Title. The Pistons held their opponents to 84.3 points per game during their championship season, then held the Lakers to 16 points below their regular season average in the NBA Finals in stunning Los Angeles, four games to one, for the title.

Prior to his six years at the helm of the Hawks, Woodson logged eight seasons as an assistant coach with Milwaukee (1996-97 through 1998-99), Cleveland (1999-2000 through 2000-01), Philadelphia (2001-02 through 2002-03) and Detroit (2003-04).

Woodson enjoyed an 11-year NBA playing career, averaging 14.0 ppg over 786 games for the Knicks (1980-81), New Jersey (1981-82), Kansas City/Sacramento (1981-82 through 1985-86), the LA Clippers (1986-87 through 1987-88), Houston (1988-89 through 1990-91) and Cleveland (1990-91). He scored a career-high 18.2 ppg with Kansas City in 1982-83, and posted 18.0 ppg with the Clippers in 1987-88. Mike also averaged 12.2 ppg in 13 career Playoff games over five post-seasons.

Mike's NBA playing career began in 1980-81, when he averaged 4.7 points over 11.7 minutes in 81 contests with the Knicks. In his first and only season in New York, he helped the Knicks to a 50-win season and a Playoff berth under Hall of Fame coach Red Holzman. As New York's first-round pick (12th overall) in the 1980 NBA Draft, he graced the cover of the Knicks' 1980-81 media guide along with Holzman and teammates Bill Cartwright and Micheal Ray Richardson.

MIKE WOODSON
HEAD COACH

Prior to being drafted by New York, Woodson had a standout four-year career at Indiana University under Bob Knight where he was a two-time All-American, averaging 19.8 points in 104 career games with the Hoosiers. Woodson led IU to the 1979 NIT Championship and overcame back surgery in 1980 to earn Big Ten Most Valuable Player honors in leading the Hoosiers to the 1980 Big Ten title.

Knight's influence proved to be a main factor in Woodson's coaching career.

"Bob Knight, I think, somewhat set the table for me," says Mike. "I didn't know if I really wanted to coach, but then I watched my high school coach, Bill Smith [currently a member of Woody's staff in New York], along with Knight, and they were the coaches who prepared me for working with the pros. They were always prepared, prepared for practice and prepared for whenever they stepped on the court for a game. That kind of lingers in the back of your mind for many years. When I decided to start coaching, that Bill Smith and Bob Knight experience entered my mind."

Born on Mar. 24, 1958 in Indianapolis, Woodson attended Broad Ripple HS, whose alumni include David Letterman. Broad Ripple retired Mike's uniform number in 2006. Mike and his wife Terri have two daughters, Alexis (22) and Mariah (21), both students at Georgia Tech. The Woodson family makes its off-season home in Atlanta.



Mike Woodson Year-By-Year

NBA Head Coach

Season	Team	Regular Season W	L	Pct.	Playoffs W	L	Pct.
2004-05	Atlanta Hawks	13	69	.159	-	-	---
2005-06	Atlanta Hawks	26	56	.317	-	-	---
2006-07	Atlanta Hawks	30	52	.366	-	-	---
2007-08	Atlanta Hawks	37	45	.451	3	4	.429
2008-09	Atlanta Hawks	47	35	.573	4	7	.364
2009-10	Atlanta Hawks	53	29	.646	4	7	.364
2011-12	New York Knicks	18	6	.750	1	4	.200
Totals		224	292	.434	12	22	.353

NBA Assistant Coach

Season	Team
1996-97	Milwaukee Bucks
1997-98	Milwaukee Bucks
1998-99	Milwaukee Bucks
1999-00	Cleveland Cavaliers
2000-01	Cleveland Cavaliers
2001-02	Philadelphia 76ers
2002-03	Philadelphia 76ers
2003-04	Detroit Pistons

Professional Player

Season	Team	G	RPG	APG	PPG
1980-81	New York Knicks	81	1.2	0.9	4.7
1981-82	New Jersey Nets	83	3.0	2.7	15.7
1982-83	Kansas City Kings	81	3.1	3.1	18.2
1983-84	Kansas City Kings	71	2.5	2.5	14.5
1984-85	Kansas City Kings	78	2.5	1.8	17.0
1985-86	Sacramento Kings	81	2.8	2.4	15.6
1986-87	Los Angeles Clippers	74	2.2	2.6	17.1
1987-88	Los Angeles Clippers	80	2.4	3.4	18.0
1988-89	Houston Rockets	81	2.4	2.5	12.9
1989-90	Houston Rockets	61	1.4	1.1	6.5
1990-91	Houston Rockets	15	0.9	1.0	4.3
Regular Season		786	2.3	2.3	14.0
NBA Playoffs		13	12.2	2.6	2.3

JIM TODD
ASSISTANT COACH

Jim Todd brings a wealth of coaching experience into his second season (first full campaign) on the Knicks bench.

Formally named to Mike Woodson's staff on Mar. 17, 2012, Todd had started the 2011-12 campaign as an assistant coach for the Sacramento Kings under Keith Smart. But by season's end, he was writing the latest chapter in his coaching history in the world's greatest basketball city.

"It hit me the day I was leaving Sacramento," says Todd, who is currently in his 14th season as an NBA coach. "The Kings were great to me, Coach Smart brought me back into the League last year and they were nice enough to let me leave and go with Woody, who's one of my best friends. It's a move you have to make - it's with your friend, it's closer to home and it's New York. If you grow up in Boston, you've got Boston and New York and that whole rivalry. With the old Boston Garden and now Madison Square Garden, there's not a better place to be."

The move to New York reunited Todd with Woodson, with whom he broke into the NBA as assistants under Chris Ford at Milwaukee in 1996. More than a decade later, Todd would serve on Woodson's staff in Atlanta for two years.

"Jim adds a lot of experience to our staff," says Woodson. "We started together 16 years ago in Milwaukee, and then our paths didn't cross for a long time. He went in one direction and I went in another, and we could never hook back up. Then when I had the opportunity to bring him to Atlanta, I jumped on it because of the fact that he has a great mind for the game. That's why he's here with me in New York. I've been pretty successful with Jim in terms of winning, and he brings a wealth of experience."

Todd's initial two-year stint in Milwaukee (1996-97 through 1997-98) proved to be the first of three separate tenures with the Bucks, as he was also a Bucks assistant from 2002-03 through 2003-04 (under George Karl and Terry Porter) and again in 2007-08 (under Larry Krystowiak).

After serving under Chris Ford in Milwaukee, Todd went with Ford to the Los Angeles Clippers as an assistant coach for two seasons (1998-99 through 1999-2000). On Feb. 3, 2000, he succeeded Ford as head coach of the Clippers for the remainder of the season (4-33), earning his first NBA head coaching victory with a 78-77 triumph over Atlanta on Feb. 26, 2000.

Todd served for three seasons on Sam Mitchell's staff at Toronto (2004-05 through 2006-07). Following the 2007-08 season in Milwaukee, he again teamed with Woodson on Mike's Atlanta staff from 2008-09 through 2009-10. Including the Knicks' march to the 2012 post-season, Todd's teams have reached the NBA Playoffs in six of his 13 seasons in the League.

"I would say that this is definitely the most talented team I've been involved with," said Todd as he prepared for his first full season in New York. "We'll see how the whole thing plays out. We're looking forward to it and we expect to have a great season."

In 2010-11, Todd coached professionally in China and was an assistant coach for the Canadian men's national basketball team at the 2010 FIBA World Championship Games in Turkey. Following his initial NBA stint with Milwaukee and the Clippers, he served for one season (2001-02) as an assistant coach at DePaul.

Todd has been involved in coaching at the high school, college and pro level since 1976. Jim's coaching career began in 1976, when he led Notre Dame (MA) HS to a 26-2 record and the state title. From 1977-86, he worked as a head coach at Fitchburg State, as an assistant coach at Columbia University and Marist College (where he worked with future NBA star Rik Smits), and as an associate head coach at Manhattan College.

Todd was head coach at Salem State from 1987-96, recording a 192-57 (.771) mark and leading the school to eight NCAA Division III tournament appearances. He was named NCAA New England Coach of the Year in 1990. Todd also coached Salem State's golf team to three NCAA appearances.

A native of Billerica, MA, Jim earned a master's degree in education from Fitchburg State (his alma mater) in 1976. He is a member of both the Salem State and Fitchburg State Halls of Fame as well as the New England Basketball Hall of Fame. Jim and his wife Gail live in Westford, MA.

DARREL WALKER
ASSISTANT COACH

In so many ways, Darrell Walker is back home.

Currently in his 13th season as an NBA coach, Walker returned to the Knickerbockers when he was named an assistant on Mike Woodson's staff on Mar. 17, 2012. He is now in his second season (first full campaign) on the Knicks bench.

Walker's NBA career began thirty years ago in the Big Apple. Now, with a resume that includes a decade each as a player and coach - not to mention a World Championship ring - he returns to a transformed Garden that remains familiar territory.

"When I got that phone call to come, I had to pinch myself," says Walker, 51. "My wife said, `Wow, you're coming back to the place where you first got drafted.' It's funny. When I was landing in New York on the team plane, it was like, `Man, I'm back in New York where it all started for me as a player.' It was just funny.

"But it's great to be back. The fans have been great. You know, you've still got some fans who were coming there when I was a player. They've been great to me. It's been fun and a great ride so far."

Prior to joining the Knicks, Walker had served for three seasons (2008-09 through 2010-11) as an assistant coach with the Detroit Pistons.

"I've known Darrell since he was a player, we competed against one another," says head coach Mike Woodson. "The fact that he's had head-coaching experience means a lot to me. His being able to relate to players is also important. Those are the big reasons he's here with me."

Walker brings more than a decade of coaching experience to the Knicks, having served as both an NBA assistant and head coach. He began his coaching career as an assistant coach on the inaugural Toronto Raptors squad of 1995-96. The following year, he succeeded Brendan Malone as Raptors head coach and piloted Toronto for two seasons (1996-97 through Feb. 13, 1998).

In 1999-2000, Walker authored a unique "hat trick" when he piloted three teams in three leagues. He began the season as head coach of the CBA's Rockford Lightning. On Jan. 29, 2000, he was named interim head coach of the Washington Wizards and led the Wizards for the remainder of the season. Then on Jul. 14, 2000, he was named interim head coach for the WNBA's Washington Mystics and guided the club to its first Playoff berth.

Walker remained in Washington for four additional seasons with the Wizards; as director of player personnel (2000-01) and as a scout (2001-02 through 2003-04). He then served for four seasons (2004-05 through 2007-08) as an assistant with the New Orleans/Oklahoma City Hornets, prior to his three-year stint in Detroit.

Walker, who owns a career NBA head coaching record of 56-113 (.331) over three seasons, was an integral part of the Bernard King-led Knicks squad that advanced to the Eastern Conference Semis in 1984. Few can relate the New York basketball experience to younger ears better than he. After enduring last year's compressed schedule, that task might be easier this season.

"We didn't have time to do that last year, it was too busy," says Walker. "Too many games were coming up, too much time was spent watching tape, trying to help Woody prepare for games. Now, since we're going to be back for a full season, we can really put our hands on players more and spend more time with guys. Last year, games were just coming so fast, there was no time to just chit-chat because you're always trying to get ready for a game, or the players were trying to get some rest."

Walker's distinguished 10-year NBA playing career began when he was drafted by the Knicks in the first round (12th overall) in the 1983 NBA Draft. He played his first three NBA seasons in New York, earning NBA All-Rookie Honors in 1983-84. As a rookie, he averaged 7.9 points off the bench and played a key role as the Knicks defeated Detroit in five memorable games in the first Playoff round in '84 and then extended the eventual champion Boston Celtics to seven games in the East Semis. His 15 steals in the first round against the Pistons (including a club Playoff record seven in Game One) are still a Knicks Playoff mark for a five-game series. Darrell scored a career-high 13.5 points with the Knicks in 1984-85.



George Kalinsky for Madison Square Garden

Walker also played with Denver (1986-87), Washington (1987-88 through 1990-91) and Detroit (1991-92 through 1992-93). Signed as a free agent by Chicago on Jan. 28, 1993, he ended his playing career as a member of the 1992-93 NBA Champion Bulls, alongside former Knick teammates Bill Cartwright and Trent Tucker.

Darrell averaged 8.9 points and 4.6 assists over 720 games (356 starts) in 10 NBA seasons. With the Bullets in 1989-90, he ranked tenth in the NBA with a career-high 8.1 assists. During his playing career, he played for four future Hall of Famers: Hubie Brown, Wes Unseld, Chuck Daly and Phil Jackson. After his retirement, Darrell served as a field rep for the National Basketball Players Association from 1993 through 1995.

Walker also enjoyed a standout three-year college career at the University of Arkansas, averaging 14.7 points after transferring from Westark (AR) Junior College following his freshman season. He was honored twice as Southwest Conference Defensive Player of the Year, and was named Second-Team AP All-American as a senior in 1982-83. Walker was enshrined in the Arkansas Sports Hall of Fame with the Class of 2003, and in the University of Arkansas Hall of Honor in 2008.

Walker was born on Mar. 9, 1961 in Chicago. Darrell and his wife Lisa have four sons, Darrell, Jerrell, Jarrett and Jarren. He also has one daughter, Felicia. Darrell and Lisa have one grandchild, Jarrett's four-year old son Jadion.

HERB WILLIAMS
ASSISTANT COACH

No chapter in the history of Knicks Basketball - its past, present, or future - is complete without Herb Williams.

One of the game's most respected figures, Williams is currently in his 11th full season (12th season overall) as a Knicks coach. The senior coach on the Knicks' staff, his tenure is the longest of any on-the-bench assistant coach in franchise history.

As instrumental in the club's fortunes today as he was during his long and distinguished playing career, Herb is among the legion of Knicks loyalists who look forward to the 2012-13 season.

"I'm extremely excited," says the 54-year old Williams. "I look at the strides we made at the end of last year (when) Coach Woodson took over and we went on that run, with Carmelo doing his thing and Tyson getting into his groove. You know, we had players going in and out once the Playoffs started. I thought Coach Woodson did a masterful job as far as handling things and putting pieces together.

"We look forward to coming back this year. We added some real good pieces and veteran players who understand the game. And when you add major pieces, you need a full training camp, which is what we will have this year."

Herb joined the Knicks' staff as an assistant coach on Dec. 29, 2001, and few figures are as synonymous with the team - as player and coach - as he. As a Knicks assistant coach, Williams has served under head coaches Don Chaney, Lenny Wilkens, Larry Brown, Isiah Thomas, Mike D'Antoni and now Mike Woodson. He assumed the reins of the Knicks for the final five games of the 2005-06 season, during Brown's illness.

"He's been around a long time and has a wealth of experience," says Woodson. "He's spent a great amount of time in New York, both as a player and as a coach. I call him a big man coach because it's hard to find coaches that can teach big man skills, and can respect and relate to them and what they bring to a team. Herb brings that to the table. He's great at preparation in terms of putting a game plan together. All of that goes hand-in-hand when you're trying to put together a good staff."

Included in Williams' coaching tenure is an overall mark of 17-27 as Knicks head coach. Succeeding Lenny Wilkens as Knicks headmaster on Jan. 22, 2005, Herb piloted New York for the remainder of the 2004-05 season, going 16-27. He also notched a 120-110 win over Orlando as interim coach on Jan. 14, 2004, prior to Wilkens' formal arrival. Herb has also served as head coach of the Knicks' entries in the 2003 Reebok Boston Summer Pro League and the 2004 LA Summer Pro League in Long Beach.

During his playing tenure, Williams was a force in New York's locker room as a leader both on and off the court. For three seasons (1996-97 through 1998-99), he served as Knicks tri-captain. His knowledge and leadership qualities made him a natural for his post-playing career.

As a Knick, Herb became a Garden fan favorite as Hall of Famer Patrick Ewing's primary backup in the pivot as well as a guiding force off the court. His final on-court appearance - a scoreless minute in Game Five of The 1999 NBA Finals against San Antonio - made him the oldest Knick ever to appear in a game (41 years, four months, nine days). He entered the current season as the only man in Knicks history to play in a game past his 40th birthday, although former teammate Kurt Thomas (on his first appearance) and Jason Kidd (Mar. 23) are slated to join him in 2012-13.

Williams' longtime identification with the Knicks and the world's greatest basketball city was formally cited on Feb. 20, 2012, when he received the fourth annual "Dick McGuire Knicks Legacy Award," given annually to an individual whose contributions both on and off the court mirror those of the late, beloved Hall of Famer. He joined previous winners McGuire, Cal Ramsey and Mike Saunders.

"It was very gratifying," says Herb of the McGuire Award, "because when you talk about past Knicks players, you always talk about Willis Reed and Earl Monroe and Clyde Frazier. Because Dick played such a long time ago, you have to be a true Knick fan to understand what he meant to the franchise and what he did as far as playing, coaching and scouting. He had his blueprint on the Knicks for a long time.

"And then you're talking about one of the toughest players ever to play the game. That's what our team in the '90s tried to stand for; our toughness, our pride in the city. We tried to carry New York on our backs, and when you look at all that, you're going to see Dick McGuire's face...So for me to receive that award was so gratifying. It means everything. You talk Knicks and you're talking Frazier and Willis and Ewing, and Dick McGuire."

Williams' coaching tenure follows a distinguished playing career that spanned 18 seasons (1981-82 through 1998-99), just three shy of the all-time NBA record of 21 shared by Robert Parish and Kevin Willis. According to the Elias Sports Bureau, Herb is one of only nine players in NBA history to appear in a game following his 41st birthday, along with Parish, Willis, Kareem Abdul-Jabbar, Bob Cousy, Nat Hickey, Charles Jones, John Stockton and Dikembe Mutombo.

Indiana's first-round pick (14th overall) in the 1981 NBA Draft, the 6-foot-11 Williams averaged 10.8 points, 5.9 rebounds and shot .467 from the field for the Pacers, Mavericks, Raptors and Knicks. He scored 11,944 points in 1,102 career games. Herb played the first 7½ seasons of his career with Indiana, and is third in blocked shots (1,094; behind only Jermaine O'Neal and Rik Smits), seventh in games played (577), seventh in total minutes (18,455) and eighth in total rebounds (4,494) on the Pacers' all-time franchise lists.

Williams spent virtually all of the final seven years of his playing career as a Knick, and was one of only two players (along with Ewing) to be a member of both of the Knicks' Eastern Conference Championship teams of 1994 and 1999. He originally signed with the Knicks as a free agent on Nov. 15, 1992. Williams was part of two separate trades (to Toronto on Feb. 18, 1996 and to Philadelphia on Feb. 19, 1998), but quickly returned to the Big Apple just days after both.

Williams averaged 17.6 points and 9.7 rebounds in a four-year college career at Ohio State, and became the first Buckeye in school history to record more than 2,000 career points (2,011).

Born on Feb. 16, 1958 in Columbus, OH, Williams was a recreation major at Ohio State. Herb has four children - Erica (26, a 2008 graduate of George Washington University), Jabrille (20, who is attending Binghamton University in upstate NY and is a member of the school's basketball team) and one-year old twins Jacob and Jayda - and lives in Stamford, CT. Off the court, Herb is extremely involved in the community, spending countless hours with area youth.

Nathaniel S. Butler/NBAE via Getty Images

ROGER HINDS
HEAD ATHLETIC TRAINER

Veteran of two NBA decades is currently in his eighth season as head athletic trainer (joined Knicks on Jul. 12, 2005)... Big Apple native is sixth head trainer in the franchise's 67-year history...Currently in his 20th overall NBA season... Served for eight years (1996-97 through 2003-04) as head athletic trainer for Dallas...Four seasons (1992-93 through 1995-96) as assistant athletic trainer and strength & conditioning coach for Atlanta.

Certified athletic trainer (1981), performance enhancement specialist (2006) and corrective exercise specialist (2007)...Served as strength & conditioning coach for the gold medal-winning U.S. Olympic Team at the 1996 Atlanta Games...From 2001-04, served as president of the National Basketball Athletic Trainers Association Foundation;... Contributing author of: Total Fitness the NBA Way (2000) and Condition the NBA Way (1994).

Works with Alabama-based Nations of Coaches, a Christian-based organization created by former Alabama HS coach Tommy Kyle that helps to enhance coaches' influence on young athletes both on and off the field...In summers of 2010 and 2011, traveled to Mexico City to help coordinate basketball clinics for the Eduardo Najera Foundation...In 2009 and 2010, served as guest reader for pre-schoolers as part of City of Newark's Head Start health awareness program for youth and parents...In 2010, co-hosted an online film-web program for the NBA/Taco Bell Light Menu Initiative, teaming with Brandon Jennings and Basketball Hall of Famer Bob McAdoo...In August 2009, visited his birthplace for the first time in more than three decades by hosting a basketball training workshop for the Trinidad and Tobago Basketball Federation in Port of Spain, Trinidad...Addressed West Point Cadets at Fellowship of Christian Athletes meeting in Sept 2009.

Enjoyed 12-year tenure at the College of Charleston prior to his NBA career...Served as school's head athletic trainer (1980 through 1990) and director of sports medicine (1990 through 1992)...Also served as an adjunct professor in the health, physical education and recreation department and as a strength and conditioning coach.

57 years old; born Aug. 24, 1955 in Port of Spain, Trinidad; moved to Brooklyn with his family at age eight...One of six children...Avid Knicks fan during his formative years in NYC...Member of Brooklyn Prep's final graduating class (1972)...Earned bachelor of science degree in physical education from Brooklyn College in 1977 and master of science degree in physical education from Indiana State in 1978...Roger and his wife Carmen have four children: Jade, Aja, Andre and Greg...Greg and his wife Laci have presented Roger and Carmen with two grandchildren...The Hinds family makes its home in Danbury, CT...In September 2007, Roger started the Milford, CT chapter of All Pro Dads, a volunteer organization spearheaded by former NFL coach Tony Dungy with the goal of helping men become better fathers.

ANTHONY GOENAGA
ASSOCIATE ATHLETIC TRAINER

First season as associte atheltic trainer afer eight as Knicks assistant athletic trainer, 18th overall season with the Knicks...Assists in all areas of medical therapy/treatment, including individual work with players and physical therapy assignments...Responsible for maintaining medical room setups at the Garden, MSG Training Center and on the road...Helps coordinate individual players' off-season rehab and injury-prevention programs...Has served as trainer for Knicks' Summer League squad in Las Vegas since 2005. Originally joined Knicks in 1995-96 as training staff intern, then served as trainers room attendant prior to promotion to fulltime position in 2004.

In summer 2012, served as athletic trainer for NBA's Basketball Without Borders trip to Moscow (served in similar capacity for NBA's BWB Brazilian trip to Sao Paulo in 2007)...In summer 2009, accompanied a contingent of NBA players and coaches on League-sponsored goodwill tour of China...In summers of 2008 and 2010, served as trainer for the U.S. Olympic Select Team in Las Vegas; worked with Carmelo Anthony and Tyson Chandler at 2012 U.S. pre-Olympic training camp , also in Las Vegas.

Certified athletic trainer, physical therapist and performance enhancement specialist...Completed undergraduate work at Purchase College (bachelor's degree, biology, 1997) and graduate work at Long Island University (bachelor's degree, health science; master's degree, physical therapy, 2000)...Became certified athletic trainer in 2002...In addition to Knicks duties, had also worked as a therapist at the Columbia-Presbyterian Center for Sports Therapy.

Big Apple native now lives in White Plains with his wife Carolina and their two sons: Aidan (4; born on Jun. 7, 2008 at 9 p.m.; resulting in 6/7/8/9 symmetry) and Daniel (2)....Fluent in Spanish...Last name is pronounced go-e-NA-ga.

BILL BURGOS
STRENGTH & CONDITIONING COACH

Second season with Knicks; joined team in December 2011...Emphasizes power and speed development in his programs...Works with players year-round, including visiting individual players during summer months and supervising their annual workout programs..

Currently in fourth NBA season...Joined Magic as an intern specializing in strength and conditioning in 2009-10...The following year (2010-11), was promoted to Magic staff fulltime as strength and conditioning coordinator...In 2008, served as assistant strength and conditioning coach for Hickory of Class A South Atlantic League...In 2009, served as strength and conditioning coach for Pirates' minor league organization, based in Pirate City in Bradenton, FL.

Certified strength and conditioning specialist through the National Strength and Conditioning Organization (2007)... Earned undergraduate degree in exercise science at Austin Peay State University in 2006...The following year, earned master's degree in exercise science...Currently working on master's in human movement from A.T. Still Universityv.

Served for a total of 13 years in the Army and Air Force...Served in the Air Force from 1994-98 as a law enforcement officer and in the Air Force Reserves from 1998-2001 as an emergency medical technician...From 2001-04, was on Army active duty as a petroleum specialist with two deployments - to Afghanistan in 2002 and to Iraq in 2003... Returned to the Air Force Reserves from 2004-07 as a medical technician...Self-described "Army Brat" was born in Weisbaden, West Germany...Calls Ocala, FL, home; also lived in Maryland, Texas and Colorado as a youth...Bill and his wife of 17 years, Noemi, live in Ocala with their three children, Cynthia (16) and twins Jesus and Joel (12)...Also has a daughter, Atia (21)...Hobby is drawing.

DR. LISA CALLAHAN
DIRECTOR, PLAYER CARE

Dr. Callahan is currently in her ninth season overseeing the medical staffs of both the Knicks and the WNBA Liberty... Named director, player care in September 2004.

Named one of the city's Best Doctors in New York magazine's 14th annual Best Doctors issue in June 2011...Has also appeared on Castle Connelly's list of the Best Sports Doctors in the metropolitan area and Who's Who in American Medicine.

Co-founder and medical director of the Women's Sports Medicine Center at the Hospital for Special Surgery in Manhattan, rated the Northeast's top orthopedic facility for the last 22 consecutive years (and best in the nation for three straight years) by U.S. News and World Report...Founding director of the Primary Care Sports Medicine Fellowship Program at the Hospital for Special Surgery...Extensive experience has included serving as a team physician for the NFL Giants, WUSA New York Power and at Stanford University and San Jose State University...In addition to Knicks duties, also serves as associate professor of clinical medicine at the Weill Medical College of Cornell University...Has completed two terms on the board of directors of the American Medical Society for Sports Medicine.

North Carolina native...Alumni Honors Scholar at East Carolina University, earning a bachelor's degree (magna cum laude) in 1983 and a medical degree in 1987...Earned Distinguished Alumnus of the Year honors from East Carolina in 2006...Author of The Fitness Factor: Every Woman's Key to a Lifetime of Health and Well-Being (Lyons Press, 2002)...Contributing editor and columnist for Self magazine...Avid skier, weightlifter and road and off-road cyclist...Dr. Callahan and her husband Mark live in Manhattan.

DAVE HANCOCK DIRECTOR, TRAINING & CONDITIONING

International veteran of athletic training field is currently in his fifth year (fourth full season) with Knicks...Joined Knicks in November 2008 as first team performance specialist in club history...Specializes in injury prevention, treatment and rehabilitation of injured players...Performs head-to-toe screening among other duties...Oversees team training and conditioning efforts and serves as liaison between coaching and medical/training staffs...Under Hancock, Knicks became first NBA team to use the revolutionary Catapult Training System, which examines acceleration, deceleration, heart rate and force production.

Joined Knicks following a decade-long training career in his native Great Britain...Served as a physiotherapist for England's national team at 2010 soccer World Cup, starting in pre-tournament camp and working throughout the competition...Worked again with England's senior men's national team during the summer of 2011, and then in 2012 at the Euro Cup tournament and '12 Summer Olympics in London... Prior to joining Knicks, was head physiotherapist for famed Chelsea football club in the English Premier League from 2006-08 (member of Chelsea's FA Cup and Carling Cup champions in 2007 and Champions League Finalist in 2008)...Also served as head physiotherapist for Leeds United from 2000-06 and head academy physiotherapist for Blackburn Rovers from 1998-2000...Career in English Premier League started as assistant (and then head) physiotherapist for Wolverhampton Wanderers from 1993-98...Also enjoyed tenures with Leeds Rugby Team (in 1993) and as junior and senior physiotherapist at St. James Hospital in Leeds.

Earned bachelor of health science-physiotherapy degree from Leeds University in 1993, and a diploma in sports physiotherapy from Manchester University in 1996...Holds a master's degree in sports medicine from Nottingham University (1998) and a diploma in muscular physiotherapy from Sheffield University (2008)...Has published several papers on athletic treatment, centering on ankle and knee/ACL rehabilitation.

Native of Wimbledon; raised in Surrey...Moved to the United States after joining Knicks in 2008...Lives in Stamford, CT, with his wife Kelly and their son, Archie (4½).

ANDY BARR PERFORMANCE SPECIALIST

Currently in his fourth season in New York, Andy joined Knicks in September 2009...Areas of emphasis include proactive injury prevention specialization, movement screening/optimization, manual therapy and warmup/recovery sessions.

Brought decade-long resume in athletic training field to New York, with 10 years in soccer's Premier League in his native Great Britain...Prior to joining Knicks, served for one season as injury prevention specialist for Manchester City...Enjoyed two tenures (seven total years) with Bolton Wanderers, including one season as head of First Team physiotherapy...Also logged a season-and-a-half as head of sports medicine for Southampton Football Club.

Earned bachelor's honors degree in physiotherapy from Salford University in 1998, and master's degree in science of sports injury from Manchester Metropolitan University in 2007...:Licensed physical therapist in New York State...Sanctioned by NSCA as strength and conditioning specialist...Pilates Foundation instructor.

Born in Birmingham, raised in Bedfordshire, a suburb north of London...Played soccer professionally in Britain for three years...Moved to U.S. after being hired by Knicks in 2009...Andy and wife Alyssa are proud parents of daughter Ellery (1)...The Barr family lives in White Plains.

ERIE BAYHAWKS
NBA DEVELOPMENT LEAGUE

On Jun. 8, 2011 the Erie BayHawks, the New York Knicks and the NBA Development League announced that the Knicks and BayHawks entered into a single affiliation partnership beginning with the 2011-12 season. The Knicks are the BayHawks' sole NBA affiliate and will have control over the team's basketball operations. In a model similar to other minor leagues, this partnership, also referred to as the "hybrid affiliation," allows for NBA teams to secure control over and cover the expenses related to the basketball operations of an NBA D-League team, while partnering with existing ownership, which maintains responsibility for the team's off-the-court business operations.

Majority Owner and Managing Partner ..... Steve Demetriou
Lead Local Investor ..... Owen McCormick
Ownership Partners..... Dennis Chack, Jed Kaplan
Jamie Mead, Bill Napier

General Manager..... Allan Houston
Head Coach ..... Gene Cross
Assistant Coach..... Ben McDonald
Athletic Trainer..... Kyle Creasy
Video Coordinator ..... Jeff Javorek

President..... Matt Bresee
Vice President of Business Operations..... Mike Uden
Finance Manager ..... Christine Yost
Manager, Promotions & Client Services ..... Jason Vaughan
Manager, Operations..... Brooks Morrison
Account Executives ..... Kay Lampe, Jared Eller
Dave McLean, Mishol Randolph
Website ..... eriebayhawks.com
Arena ..... Erie Insurance Arena (1983)
Address..... 110 East Eighth Street, Erie, PA 16501
Phone..... (814) 790-5600

2012-13 Regular Season Schedule

Nov. 23	at Fort Wayne	7:30pm
Nov. 30	at Canton	7:30pm
Dec. 1	vs. Canton	7:00pm
Dec. 6	vs. Maine	7:00pm
Dec. 7	at Sioux Falls	8:00pm
Dec. 9	at Iowa	5:00pm
Dec. 14	vs. Iowa	7:00pm
Dec. 16	vs. Maine	2:00pm
Dec. 21	at Springfield	7:00pm
Dec. 22	at Maine	7:00pm
Dec. 28	vs. Austin	7:00pm
Dec. 29	vs. Fort Wayne	7:00pm
Jan. 4	at Maine	7:00pm
Jan. 5	at Springfield	7:00pm
Jan. 12	vs. Fort Wayne	7:00pm
Jan. 16	at Idaho	9:00pm
Jan. 17	at Idaho	9:00pm
Jan. 20	at Warriors	8:00pm
Jan. 21	at Los Angeles	10:00pm
Jan. 25	vs. Fort Wayne	7:00pm
Jan. 25	vs. Fort Wayne	2:00pm
Jan. 28	vs. Tulsa	7:00pm
Jan. 30	at Canton	7:00pm
Feb. 1	at Tulsa	8:00pm
Feb. 2	at Texas	7:00pm
Feb. 6	vs. Rio Grande Valley	11:00am
Feb. 8	vs. Sioux Falls	7:00pm
Feb. 9	vs. Sioux Falls	7:00pm
Feb. 11	vs. Bakersfield	7:00pm
Feb. 20	at Canton	7:00pm
Feb. 22	vs. Fort Wayne	7:00pm
Feb. 23	vs. Canton	7:00pm
Feb. 26	at Fort Wayne	7:00pm
Mar. 1	at Maine	7:00pm
Mar. 3	at Maine	1:00pm
Mar. 4	at Springfield	7:00pm
Mar. 8	vs. Springfield	7:00pm
Mar. 9	vs. Bakersfield	7:00pm
Mar. 12	vs. Texas	7:00pm
Mar. 15	at Canton	7:30pm
Mar. 16	at Canton	7:30pm
Mar. 19	at Springfield	7:00pm
Mar. 23	vs. Rio Grande Valley	7:00pm
Mar. 28	at Maine	7:00pm
Mar. 29	vs. Springfield	7:00pm
Apr. 1	vs. Springfield	1:00pm
Apr. 5	vs. Maine	7:00pm
Apr. 6	vs. Maine	7:00pm

BASKETBALL OPERATIONS

Dr. Answorth Allen
Team Orthopedist

Chris Bernard
Vice President, Player Development,
Marketing and Team Operations

Gary Boyson
Director, Asia-Pacific Scouting

Max Cayard
Manager,
Player Security

Dianela Correia
Executive Assistant to
Exectuive Vice President & Head Coach

Kevin Deegan
Security Supervisor

John Donohue
Director, Security

Jerry Dunn
Assistant Coach,
Player Development

Chris Ford
Coaching Consultant

John Gabriel
Director, Pro Scouting & Free Agency

Caroline Giglio
Manager, Sports Team Operations

Stephen Giles
Advance Scout

Matt Harding
Advance Scout

David Hopla
Assistant Coach,
Player Development

Mark Hughes
Director, Pro Personnel

Ben Jobe
Scout

Damon Jones
Coordinator, Player Development

Bill Kalish
Transportation

Jeannette Kew
Director, Player Relations

Patrick Licursi
Video Coordinator

Mike Martinez
Equipment Manager

Jamie Mathews
Vice President, Basketball Operations

Scott McGuire
Scout

Kristian Petesic
Director, Scouting and Administration

Mark Piazza
Senior Vice President, Sports Team Operations

Walker D. Russell
Scout

Mike Smith
Director, Analytics and Pro Scout

Bill Smith
Coaching Advisor

Asani Swann
Director, Player Relations

LaSalle Thompson
Assistant Coach,
Player Development

Miguel Vazquez
Director, Building Operations

Jason Vogel
Vice President, Sports Team Operations

Mark Warkentien
Director, Player Personnel

Brian Wendth
Administrator, Sports Team Operations

Kevin Wilson
Director, International Scouting

JOHN STARKS

ALUMNI RELATIONS AND FAN DEVELOPMENT ADVISOR

Currently in his ninth season as a member of Knicks front office after tenure as one of the most popular, tenacious and electrifying players in team history...Named to current post on Oct. 6, 2004...Involved in day-to-day efforts to expand Knicks Alumni Relations, Community Relations and Fan Development programs...Provides support in sponsor, suite sales and marketing efforts.

All-out style stamped him as one of city's most popular athletes during memorable eight-year Knicks career (1990-91 through 1997-98)...NBA All-Star in 1994, All-Defensive Second Team in 1992-93, League's Sixth Man of the Year in 1996-97...Averaged 14.1 points as a Knick and played key role on 1994 Eastern Conference Championship team...Knicks' all-time career leader in three-point field goals (982), 11th in total points (8,489), eighth in assists (2,394), seventh in steals (711)...Authored one of the most famous plays in team history - "The Dunk" - in final minute of NY's win over Chicago in Game Two of 1993 Eastern Conference Finals (May 25, 1993).

Averaged 12.5 points over standout 13-year NBA career with Golden State (1988-89, and 1998-99 through 1999-2000), Knicks (1990-91 through 1997-98), Chicago (1999-2000) and Utah (2000-01 through 2001-02)...Went 1,222-3,591 (.340) career from three-point range...Honored as Knicks Legend representing the decade of the 1990s on Feb. 23, 2011.

In front office position, continues longstanding tradition of community involvement established during his playing days...Perennial figure in Metropolitan area with myriad of youth-oriented efforts...Since 1994, has overseen the nonprofit John Starks Foundation, which provides academic scholarships to high school seniors based in NY tri-state area and his hometown of Tulsa, OK...On Sep. 18, 2012, hosted the 17th annual John Starks Celebrity Classic Golf Tournament at the Fairview (CT) Country Club to benefit the John Starks Foundation's 3-Point Scholarship...Since 1994, hundreds of monetary grants have been awarded to students who demonstrate academic excellence and a commitment to community service, but lack financial resources to pursue a college education...For more than a decade, oversaw John Starks Youth Basketball Camp in Purchase, NY...In 1997, was male winner of Hank Iba Citizen Athlete Award, in addition to earning "Good Guy" Award from New York Press Photographers Association...In business arena, is spokesman and partner for revolutionary Ektio athletic shoes (www.ektio.com) and for Zipway athletic pants line, unveiled in April 2007 (www.zipwayUSA.com) and now an official NBA licensee...Motivational speaker who has addressed some of the area's most prestigious business firms...For news and community updates, visit www.johnstarks.org.

47 years old (Aug. 10, 1965; Tulsa, OK)... Served for two seasons (2002-03 and 2003-04) as head coach of USBL's Westchester Wildfire...John's autobiography, "John Starks: My Life," was released by Sports Publishing in 2004...Inducted into Oklahoma Sports Hall of Fame on Aug. 16, 2011...John and wife Jacqueline have three children, John Jr. (25), Chelsea (20) and Tiara (12). The Starks family lives in Stamford, CT.



Nathaniel S. Butler, NBAE/Getty Images

LARRY JOHNSON

BASKETBALL AND BUSINESS OPERATIONS REPRESENTATIVE

Emotional leader of 1990s Knicks formally returned to the organization when he was named to current position on Apr. 8, 2012...In his new post, LJ works closely with the basketball operations department (focusing on player development) and with the community relations department, working to support the Garden of Dreams Foundation and on fan development...Also works in tandem with the marketing and partnership departments, with involvement in numerous business initiatives...Quote: "Going out in the community is something I've done since I retired. Going out and meeting people in the community; whenever the Knicks need a face in the business world or the community, I'm looking forward to it."

Spent the final five years of NBA career in New York...Joined Knicks when he was acquired from Charlotte on Jul. 14, 1996 for Anthony Mason and Brad Lohaus...Averaged 12.3 points in 330 games (327 starts) as a Knick from 1996-97 through 2000-01, including 15.5 in 1997-98...Knicks co-captain in each of his last four seasons...Helped lead NYK to NBA Playoffs in each of his five Knicks seasons, climaxed by 1999 Eastern Conference Championship...Ranks 36th on all-time Knicks career scoring list (4,045 points)...Authored one of the most famous shots in NBA history, fabled four-point play (3PT FGM+FTM) with :05.7 left in Game Three of 1999 East Finals vs. Indiana (Jun. 5, 1999), keying 92-91 Knicks win and eventual series triumph.

Averaged 16.2 points and 7.5 rebounds in 10-year playing career with Charlotte (1991-92 through 1995-96) and Knicks (1996-97 through 2000-01)...As a Hornet, was NBA Rookie of the Year in 1992 and a two-time NBA All-Star (1993, 1995)...Earned All-NBA Second Team honors in 1993 and All-Rookie first team citation in 1992...Averaged 20-plus points twice as a Hornet, with career-high 22.1 in 1992-93...Ranks fifth in total points (7,405) and third in total rebounds (3,479) on Hornets' all-time franchise lists...First pick overall (by Hornets) in 1991 NBA Draft...Hampered by back pain in final season; announced retirement on Oct. 10, 2001.

43 years old (Mar. 14, 1969; Tyler, Texas)...Member of UNLV's NCAA Championship squad of 1990, and earned Sporting News College Player of the Year, Naismith Award and Wooden Award in 1991...Heavily involved in Make-A-Wish program during playing days...In 1994, donated $1 million towards the building of the Larry Johnson Recreation Center in co-operation with the City of Dallas...Dallas native now lives in his adopted New York.

Nathaniel S. Butler, NBAE/Getty Images

TEAM BEHIND THE TEAM

EXECUTIVE MANAGEMENT
Greg Economou
Exec. Vice President, Revenue Performance

EXECUTIVE MANAGEMENT
Howard Jacobs
Exec. Vice President, Marketing & Sales

EXECUTIVE MANAGEMENT
John Cudmore
Sr. Vice President, Finance

EXECUTIVE MANAGEMENT
Brian Grossman
Sr. Vice President, Marketing

EXECUTIVE MANAGEMENT
John Master
Sr. Vice President, Legal & Business Affairs, Sports Operations

EXECUTIVE MANAGEMENT
Marc Schoenfeld
Deputy General Counsel & Sr. Vice President, Legal and Business Affairs, Team Operations

PUBLIC RELATIONS
Jonathan Supranowitz
Vice President, Public Relations

PUBLIC RELATIONS
Stacey Escudero
Vice President, Communications, MSG Sports

PUBLIC RELATIONS
Gregg Schwartz
Manager, Media Relations

PUBLIC RELATIONS
Ashley Blackwood
Manager, Public Relations

PUBLIC RELATIONS
Derek Lapinski
Coordinator, Public Relations, Public Relations

PUBLIC RELATIONS
Dennis D'Agostino
Team Historian & Writer

MARKETING
Andrew Rentmeester
Vice President, Marketing

MARKETING
Max Lorber
Manager, Marketing Programs & Digital Platforms

MARKETING
Jonah Ballow
Manager, Websites

MARKETING
Dueany Almanzar
Marketing Coordinator, Programs & Retention

MARKETING
Tiffany Reaves
Marketing Coordinator

MARKETING
Michelle Cruz
Art Director

MARKETING
Jason Freeman Robinson
Art Director

MARKETING
Alex Mount
Art Director

EVENT PRESENTATION
Shawn Bennett
Vice President, Event Presentation

EVENT PRESENTATION
Michelle Harris
Director, Entertainment Marketing

EVENT PRESENTATION
Lauren Trusty
Manager, Event Presentation

EVENT PRESENTATION
Ray Castoldi
Music Director

EVENT PRESENTATION
Faith Astrada
Coordinating Producer, MSG Sports

TEAM BEHIND THE TEAM

EVENT PRESENTATION
Danielle Mimnaugh
Administrator, Entertainment & Dance Teams

EVENT PRESENTATION
Mike Walczewski
Public Address Announcer

COMMUNITY RELATIONS
Artie Bayes
Director, Community Relations

COMMUNITY RELATIONS
Cal Ramsey
Director, Special Projects & CR Representative

COMMUNITY RELATIONS
Gianna Smith
Coordinator, Community Relations

FIELD MARKETING
Dan Gladstone
Vice President, Field Marketing & Fan Development

FIELD MARKETING
Troy Bowers
Field Marketing & Fan Development Specialist

FIELD MARKETING
Brendan Callahan
Manager, Field Marketing & Fan Development

FIELD MARKETING
Shelly Calem
Coordinator, Field Marketing & Fan Development

FIELD MARKETING
Chris Jean
Field Marketing Associate

MSG INTERACTIVE
Scott Richman
Senior Vice President & General Manager, MSG Interactive

MSG INTERACTIVE
Heather Pariseau
Vice President, MSG Interactive

PHOTO SERVICES
George Kalinsky
Official Photographer of Madison Square Garden

PHOTO SERVICES
Rebecca Taylor
Vice President, MSG Photo Servies

PHOTO SERVICES
Angela Cranford
Manager, MSG Photo Services

FINANCE
Patrick McDonough
Vice President, Finance

FINANCE
Jerry Miko
Director, Accounting

FINANCE
Ray Cervone
Senior Staff Accountant

FINANCE
Amanda Yan
Staff Accountant

FINANCE
Mabel Martinez
Senior Administrative Assistant

LEGAL & BUSINESS AFFAIRS
Jamaal Lesane
Vice President, Legal & Business Affairs, Team & Sports Operations

LEGAL & BUSINESS AFFAIRS
Christina Song
Vice President, Legal & Business Affairs, Sports Operations

LEGAL & BUSINESS AFFAIRS
Kimberlie Bartunek
Manager, Contracts Administration

LEGAL & BUSINESS AFFAIRS
Stacey Barbour
Senior Administrative Assistant

LEGAL & BUSINESS AFFAIRS
Mary Vukas
Senior Administrative Assistant

TEAM BEHIND THE TEAM

TCKT SALES, SERV. & RETENTION
Bill Goldstein
Vice President, Relocation

TCKT SALES, SERV. & RETENTION
Adam Campbell
Director, Inside Sales

TCKT SALES, SERV. & RETENTION
Jamie Morningstar
Director, Tickets Sales, Service & Retention

TCKT SALES, SERV. & RETENTION
Marcia Steinberg
Director, Sales & Service

TCKT SALES, SERV. & RETENTION
Daniel Asip
Manager, Client Relationships

TCKT SALES, SERV. & RETENTION
Boris Bereza
Manager, Client Relationships

TCKT SALES, SERV. & RETENTION
Mandy Flikier
Manager, Client Relationships

TCKT SALES, SERV. & RETENTION
Gretchen Muller
Client Relationship Specialists

TCKT SALES, SERV. & RETENTION
Stephen Cerasoli
Manager, Ticket Sales Operations

TCKT SALES, SERV. & RETENTION
Sari Brandwine
Senior Account Executive, Season Subscriptions

TCKT SALES, SERV. & RETENTION
Keith Doran
Account Executive, Season Subscriptions

TCKT SALES, SERV. & RETENTION
Ken Lisi
Account Executives, Season Subscriptions

TCKT SALES, SERV. & RETENTION
Mark Picardo
Account Executive, Season Subscriptions

TCKT SALES, SERV. & RETENTION
Evan Sahr
Account Executive, Season Subscriptions

TCKT SALES, SERV. & RETENTION
Terry Tsouratakis
Account Executives, Season Subscriptions

TCKT SALES, SERV. & RETENTION
Michael Rucker
Account Coordinator

TCKT SALES, SERV. & RETENTION
Matt Schulman
Group Sales Specialist

TCKT SALES, SERV. & RETENTION
Matt Fields
Group Sales Specialist

TCKT SALES, SERV. & RETENTION
Chris Farnkopf
Group Sales Specialists

TCKT SALES, SERV. & RETENTION
Mike Kitlas
Group Sales Specialists

TCKT SALES, SERV. & RETENTION
Jake McAllister
Group Sales Specialists

TCKT SALES, SERV. & RETENTION
Stephanie Webber
Group Sales Specialists

TCKT SALES, SERV. & RETENTION
Molly Larson
Account Coordinator

TCKT SALES, SERV. & RETENTION
Diana Pavan
Administrative Assistant

PARTNERSHIP STRATEGY
Justin Johnson
Senior Vice President, Partnership Strategy

TEAM BEHIND THE TEAM

PARTNERSHIP STRATEGY
Lisa Aulebach
Vice President, Partnership Strategy

PARTNERSHIP STRATEGY
Katherine Holland
Vice President, Partnership Strategy

PARTNERSHIP STRATEGY
John Alfano
Director, Partnership Strategy

PARTNERSHIP STRATEGY
Thomas Cerasoli
Director, Partnership Strategy

PARTNERSHIP STRATEGY
Andrew Karson
Director, Partnership Strategy

PARTNERSHIP STRATEGY
Benjamin Baruch
Manager, Partnership Strategy

PARTNERSHIP STRATEGY
Catie Fenzel
Manager, Partnership Strategy

PARTNERSHIP STRATEGY
Sarah Freedman
Manager, Partnership Strategy

PARTNERSHIP STRATEGY
Zachary Kramer
Manager, Partnership Strategy

PARTNERSHIP STRATEGY
David Rothstein
Manager, Partnership Strategy

PARTNERSHIP STRATEGY
Ronald Beach, Jr.
Coordinator, Partnership Strategy

CORPORATE HOSPITALITY
Lisa Banbury
Vice President, Corporate Hospitality Service

CORPORATE HOSPITALITY
Matt Goodman
Vice President, Corporate Hospitality Sales

CORPORATE HOSPITALITY
Scott McGinn
Director, Corporate Hospitality Sales

CORPORATE HOSPITALITY
Jared Schoenfeld
Director, Corporate Hospitality Sales

CORPORATE HOSPITALITY
Brian Kelly
Director, Corporate Hospitality Service

CORPORATE HOSPITALITY
Eileen Costello
Manager, Corporate Hospitality Service

CORPORATE HOSPITALITY
Bryce Adams
Manager, Corporate Hospitality Sales

CORPORATE HOSPITALITY
Brandon Lawrence
Manager, Corporate Hospitality Sales

CORPORATE HOSPITALITY
Lydia Tobiasz
Manager, Corporate Hospitality Sales

CORPORATE HOSPITALITY
Melinda Churchville
Manager, Corporate Hospitality Rentals

CORPORATE HOSPITALITY
Matt Synakowski
Manager, Database Marketing & Analytics

CORPORATE HOSPITALITY
Steve Elias
Senior Coordinator, Corporate Hospitality Service

CORPORATE HOSPITALITY
Jen Crawford
Coordinator, Corporate Hospitality Service

CORPORATE HOSPITALITY
Michael Crowder
Coordinators, Corporate Hospitality Service

TEAM BEHIND THE TEAM

CORPORATE HOSPITALITY
Megan Matter
Coordinators, Corporate Hospitality Service

CORPORATE HOSPITALITY
Brian Murphy
Coordinators, Corporate Hospitality Service

CORPORATE HOSPITALITY
Melody Hirschorn
Senior Administrative Assistant

BUSINESS SOLUTIONS
Evan Frankel
Vice President, Business Solutions

BUSINESS SOLUTIONS
Bailey Witt
Manager, Strategy & Analytics

BUSINESS SOLUTIONS
Melissa Brusca
Manager, Creative Services

BUSINESS SOLUTIONS
Nicole Marinake
Coordinator, Creative Services

BUSINESS SOLUTIONS
Alexandra Faccas
Coordinator, Creative Services

PARTNERSHIP SALES
Ron Skotarczak
Senior Vice President, Partnership Sales

PARTNERSHIP SALES
John Clark
Vice President, Team Sales

PARTNERSHIP SALES
Todd Melfi
Vice President, Sports & Entertainment Sales

PARTNERSHIP SALES
Mark Peterson
Director, Revenue Operations

PARTNERSHIP SALES
Ari Skalet
Director, Sports & Entertainment Sales

PARTNERSHIP SALES
Amos Varon
Director, Sports & Entertainment Sales

PARTNERSHIP SALES
Emil Calcano
Director, Team Sales

PARTNERSHIP SALES
TJ Ciro
Director, Team Sales

PARTNERSHIP SALES
Shannon Fox
Director, Team Sales

PARTNERSHIP SALES
Tim McCarthy
Director, Team Sales

PARTNERSHIP SALES
Marlene McDade
Director, Team Sales

PARTNERSHIP SALES
William Smith
Director, Team Sales

PARTNERSHIP SALES
Laura Lash
Manager, Partnership Sales Operations

PARTNERSHIP SALES
Andrew Berkowitz
Coordinator, Team Sales

PARTNERSHIP SALES
Rashad Drakeford
Coordinator, Sports & Entertainment Sales

PARTNERSHIP SALES
Morgan Fischer
Senior Administrative Assistant

TRANSFORMATION SALES
Adam Davis
Vice President, Transformation Sales

TEAM BEHIND THE TEAM

TRANSFORMATION SALES
Branden Templeton
Manager, Transformation Sales

INTEGRATED MARKETING
Carol Albert
SVP, Integrated Marketing

INTEGRATED MARKETING
Natasha Bojbasa
Director, Integrated Marketing

GAME NIGHT STAFF
James Ahn
Computer Technician

GAME NIGHT STAFF
Jon Berger
Statistical Inputter

GAME NIGHT STAFF
Stewart Davis
Clock Operator

GAME NIGHT STAFF
Anthony DiGiovanni
Press Attendant

GAME NIGHT STAFF
Rob Durr
Statistical Inputter

GAME NIGHT STAFF
Tony Fiumefreddo
Statistical Inputter

GAME NIGHT STAFF
David Gardella
Statistician

GAME NIGHT STAFF
Robert Goerke
Official Scorer

GAME NIGHT STAFF
Barry Hochhauser
Official Scorer

GAME NIGHT STAFF
Jonathan Kellner
Statistical Inputter

GAME NIGHT STAFF
Paul Kim
Computer Technician

GAME NIGHT STAFF
Jordi Kushner
Statistical Inputter

GAME NIGHT STAFF
Mike Mascaling
Computer Technician

GAME NIGHT STAFF
Augusto Matias
Computer Technician

GAME NIGHT STAFF
Tommy Matthews
Press Attendant

GAME NIGHT STAFF
Geoff Mazza
Statistical Inputter

GAME NIGHT STAFF
Ethan Medley
Statistical Inputter

GAME NIGHT STAFF
Rodger Murray
Clock Operator

GAME NIGHT STAFF
Joe Pinto
Press Attendant

GAME NIGHT STAFF
Marco Rodriguez
Computer Technician

GAME NIGHT STAFF
Steve Scott
Public Address Announcer

GAME NIGHT STAFF
Victor Sparaccio
Official Scorer

GARDEN of DREAMS

The Garden of Dreams Foundation is a non-profit charity that works closely with all areas of The Madison Square Garden Company, including the Knicks, Rangers, Liberty, MSG Networks, Fuse and MSG Entertainment "to make dreams come true for children facing obstacles." The Foundation does what no other charity in the world can do – use the magic and power of MSG's personalities and properties to create on-going, unforgettable programs that improve the lives of kids and their families.

Since its inception in 2006, Garden of Dreams has created thousands of once-in-a-lifetime experiences that have brought joy and happiness to more than 215,000 children who are facing obstacles -- whether its illness, homelessness, poverty, foster care issues or tragedy.

For more information on the Garden of Dreams Foundation, the programs it runs, and the children it serves, please visit www.gardenofdreamsfoundation.org

NEW YORK KNICKS IN THE COMMUNITY

THE NEW YORK KNICKS AND GARDEN OF DREAMS FOUNDATION

Baron Davis shares a laugh with children from Garden of Dreams

The Garden of Dreams Foundation is a non-profit charity that works closely with all areas of The Madison Square Garden Company, including the Knicks, Rangers, Liberty, MSG Networks, Fuse and MSG Entertainment "to make dreams come true for children facing obstacles." The Foundation does what no other charity in the world can do – use the magic and power of MSG's personalities and properties to create on-going, unforgettable programs that improve the lives of kids and their families.

Since its inception in 2006, Garden of Dreams has created thousands of once-in-a-lifetime experiences that have brought joy and happiness to more than 215,000 children who are facing obstacles – whether its illness, homelessness, poverty, foster care issues or tragedy.

For more information on the Garden of Dreams Foundation, the programs it runs, and the children it serves, please visit www.gardenofdreamsfoundation.org.

DREAM NIGHTS

Show Kids New York at 'Top of the Rock' sightseeing tour

Children of Garden of Dreams battle it out with Tug-of-War

The Knicks and Garden of Dreams teamed up for "Dream Nights" where children and families were treated to unforgettable evenings at Madison Square Garden. The experiences began courtside on the team bench watching the Knicks exclusive pregame warm-ups, which included an opportunity to meet current Knicks players and alumni. Children and families were then given special VIP goody bags and escorted to catered sky box suites to watch a Knicks game.

Children of Garden of Dreams celebrate "Home for the Holidays" with Carmelo Anthony and Tyson Chandler

KNICKS BOWL '13

Knicks players, special guests and fans bowled for a cause at Knicks Bowl '13, which took place at 300 New York at Chelsea Piers. The fun filled, celebrity studded event, gave the team's loyal supporters the opportunity to bowl with their favorite athletes while raising money for the Garden of Dreams Foundation. Since 2000, the Knicks have raised more than $2.1 million through their annual Knicks Bowl event.

Knicks Kid Reporters interview Steve Novak at Knicks Bowl '13

SHOW KIDS NEW YORK

J.R. Smith and children from Garden of Dreams share a sweet treat

David Duchovny and Amar'e Stoudemire bowl for a cause at Knicks Bowl '13

Through the Show Kids New York program, the Knicks and Garden of Dreams invited children from partner organizations to experience various New York City landmarks and attractions with Knicks players. This season, children joined players for a Top of the Rock sightseeing tour and a "sweet treat" experience at Dylan's Candy Bar.

HOME FOR THE HOLIDAYS

On Monday, December 19, 2011, the New York Knicks and the Garden of Dreams Foundation hosted a "Home for the Holiday's" Season Launch Party for 150 children from Garden of Dreams partner organization,WHEDco, at the Madison Square Garden Training Center. The event included special appearances by Knicks players and the Knicks City Dancers. Interactive elements included pop-a-shot basketball, skee-ball, ping pong, air hockey, a photo booth, and game pro stations (video games), while the Knicks Street Team conducted on-court basketball drills and contests. There were also face painters, a magician, and a DJ to provide more entertainment for the children. Throughout the day, children and players rotated through each station and children had the opportunity to take photos with the players. Each participant received a gift bag filled with a Knicks and Garden of Dreams hat, an "NBA is Back" t-shirt, and a water bottle.

A child from Garden of Dreams challenges Iman Shumpert to a one-on-one

The KCD celebrate "Home for the Holidays" with children from Garden of Dreams

SWEETWATER CLIFTON CITY SPIRIT AWARD

John Starks awards Alicia Fournier as a Sweetwater Clifton winner for her incredible service on raising funds for Epilepsy Research

Each month, the New York Knicks honor local heroes with the Sweetwater Clifton City Spirit Award. Named after Nat "Sweetwater" Clifton, the first African-American to play for the Knicks, the award recognizes those who have made a significant difference in the lives of others. Winners are honored on center court during a Knicks home game and receive a $2,000 donation to a charity of their choice. This year marked the 7th year that the Knicks have honored unsung heroes.

DAVE DEBUSSCHERE AWARD

Dave DeBusschere's sons Peter and Dennis award Caite Opfer and Armando Dunn at center court on April 25, 2012

On April 25, 2012 the New York Knicks recognized Caite Opfer (age 15) of Somers High School in Lincolndale, NY and Armando Dunn, (age 15) of Boys and Girls Club High School in Brooklyn, NY, as the recipients of the Dave DeBusschere Award for the 2011-12 season. Both students excelled in the classroom as well as on the basketball court, and exemplified the same heroic characteristics that Dave DeBusschere carried throughout his life.

KNICKS SUMMER BASKETBALL CAMP

The summer of 2011 marked the 20th anniversary of the New York Knicks Summer Basketball Camp presented by Powerade and Under Armour. The summer of 2011 focused on the history and tradition of the New York Knicks and featured Knicks Legends such Walt 'Clyde' Frazier, Larry Johnson, John Starks, Allan Houston, Herb Williams, Charles Smith, Greg Anthony, and former Knicks Coaches Dan D'Antoni and Kenny Atkinson. With locations in Westchester, Manhattan and the Hamptons on Long Island, the Knicks were able to deliver youth basketball to over 1,000 players in the tri state area.

New York Knicks Summer Basketball Camp at Pace University

New York Knicks Summer Basketball Camp at Pace University

KNICKS BASKETBALL CLINICS

Amar'e Stoudemire gives high fives to participants of the Fit Clinic

Fit Clinic participants show off their "Fit" giveaway at a clinic held at the Training Facility

THE KNICKS GROOVE TRUCK

During the year, Knicks Groove Truck is out and about on the streets of New York City looking for basketball fans of all ages! During the 2012 season, the Knicks Groove Truck drives the excitement of the Knicks to both community and private events for basketball clinics, skill competitions, Xbox 360 video game tournaments and free throw and 3-point shooting contests with cool Knicks prizes! Throughout 2012, the Groove Truck will be appearing at over 200 local events including street fairs, schools, basketball tournaments and other events to bring excitement and show Knicks support for community events.

The Knicks Groove Truck is out and about on the streets of New York

During the 2011-12 season, the Knicks conducted over 20 basketball clinics for fans to participate in and learn the concepts and fundamentals of Knicks basketball at borough playgrounds, local basketball courts, YMCA's and NYC Parks & Recreation Centers. The clinics focused on helping athletes improve their skills and develop their overall basketball game by teaching basic practice drills and emphasizing the fundamentals. The clinics incorporated a healthy lifestyle component within the clinics to teach and expose children to the importance of eating healthy and taking care of your overall health.

JUNIOR KNICKS LEAGUE & KNICKS INSTRUCTIONAL LEAGUE

The New York Knicks, Sprite and Foot Locker partnered with the YMCA of Greater New York, New York City Parks & Recreation's Millennium Winter Basketball League and the City Wide Athletic Association to give over 9,000 children, boys & girls ages 7-18, a chance to play organized basketball in league format. The program consists of instruction, skill development, league play, Knicks clinics and trips to Madison Square Garden to attend Knicks games. The League also includes an amazing opportunity to play on the Garden floor and meet Knicks players and legends. In 2010, the Knicks continued expanding their reach for children in upper Manhattan with partner Fastbreak Basketball – The New York Knicks Instructional Basketball League – participants took part in a nine week skill development program that included clinics, league games, an All Star event featuring former Knicks Geoff Huston & John Starks and trips to the Garden.



A child from Junior Knicks drives his way to the basket in Madison Square Garden

NBA CARES

NBA Cares is the league's global social responsibility program that builds on the NBA's mission to address important social issues in the United States and around the world. Through this program, the NBA, its teams and players have donated than $200 million to charity, completed more than 1.9 million hours of hands-on community service, and created more than 720 places where kids and families can live, learn, or play, in 23 countries and territories on five continents. NBA Cares works with internationally recognized youth-serving programs that support education, youth and family development, and health-related causes, including: KaBOOM!, Special Olympics, Boys and Girls Clubs of America, UNICEF, the Make-A-Wish Foundation, and the Global Business Coalition on HIV/AIDS, Malaria and Tuberculosis.

Larry Johnson and John Starks sign autographs at the Playoff Fan Fest held at Grand Central Station

PLAYERS

No.	Player	Position	Ht.	Wt.	Born	Prior to NBA/Home Country	Yrs.
7	Carmelo Anthony	F	6-8	235	May 29, 1984	Syracuse/USA	9
0	Oscar Bellfield	G	6-2	190	Jan. 11, 1990	Nevada, Las Vegas/USA	R
11	Ronnie Brewer	G	6-7	235	Mar. 20, 1985	Arkansas/USA	6
23	Marcus Camby	C	6-11	245	Mar. 22, 1974	Massachusetts/USA	16
6	Tyson Chandler	C	7-1	240	Oct. 2, 1982	Dominguez HS (CA)/USA	11
14	Chris Copeland	F	6-8	225	Mar. 17, 1984	Colorado/USA	R
2	Raymond Felton	G	6-1	205	Jun. 26, 1984	North Carolina/USA	7
5	Jason Kidd	G	6-4	220	Mar. 23, 1973	California/USA	18
16	Steve Novak	F	6-10	225	Jun. 13, 1983	Marquette/USA	6
9	Pablo Prigioni	G	6-3	185	May 17, 1977	Caja Laboral (Spain)/Argentina	R
21	Iman Shumpert	G	6-5	220	Jun. 26, 1990	Georgia Tech/USA	1
30	John Shurna	F	6-9	220	April 30, 1990	Northwestern/USA	R
25	Henry Sims	C	6-10	245	Mar. 27, 1990	Georgetown/USA	R
3	Chris Smith	G	6-2	195	Oct. 13, 1987	Louisville/USA	R
8	J.R. Smith	G	6-6	220	Sep. 9, 1985	St. Benedict's Prep (NJ)/USA	7
1	Amar'e Stoudemire	F	6-11	245	Nov. 16, 1982	Cypress Creek HS (FL)/USA	10
20	Mychel Thompson	F	6-6	205	Jun. 1, 1988	Pepperdine/USA	1
40	Kurt Thomas	F/C	6-9	245	Oct. 4, 1972	Texas Christian/USA	17
36	Rasheed Wallace	F/C	6-11	245	Sep. 17, 1974	North Carolina/USA	14
4	James White	G/F	6-7	215	Oct. 21, 1982	Cincinnati/USA	2

as of Oct. 8, 2012

Head Coach: Mike Woodson (Indiana)
Assistant Coaches: Jim Todd (Fitchburg State)
Darrell Walker (Arkansas)
Herb Williams (Ohio State)
Head Athletic Trainer: Roger Hinds (Brooklyn College)
Associate Athletic Trainer: Anthony Goenaga (Long Island University)

George Kalinsky for Madison Square Garden

CARMELO ANTHONY

Height: 6' 8"
Weight: 235 lbs.
Born: May 29, 1984 Brooklyn, NY

High School: Oak Hill Academy (Mouth of Wilson, VA)
College: Syracuse

Years Pro: 9
Position: Forward

NBA REGULAR SEASON RECORD

Season	Team	G	Min	FGM	FGA	Pct.	3P	3PA	Pct.	FTM	FTA	Pct.	Off	Def	Tot	Ast	Stl	TO	Blk	Pts	RPG	APG	PPG
03-04	DEN	82	2995	624	1465	.426	69	214	.322	408	525	.777	183	315	498	227	97	247	41	1725	6.1	2.8	21.0
04-05	DEN	75	2608	530	1230	.431	42	158	.266	456	573	.796	141	285	426	194	68	224	30	1558	5.7	2.6	20.8
05-06	DEN	80	2941	756	1572	.481	37	152	.243	573	709	.808	122	272	394	216	88	218	42	2122	4.9	2.7	26.5
06-07	DEN	65	2486	691	1453	.476	40	149	.268	459	568	.808	143	248	391	249	77	234	23	1881	6.0	3.8	28.9
07-08	DEN	77	2806	728	1481	.492	58	164	.354	464	590	.786	178	393	571	259	98	253	39	1978	7.4	3.4	25.7
08-09	DEN	66	2277	535	1207	.443	63	170	.371	371	468	.793	106	344	450	222	75	199	24	1504	6.8	3.4	22.8
09-10	DEN	69	2634	688	1502	.458	59	187	.316	508	612	.830	152	302	454	222	88	209	30	1943	6.6	3.2	28.2
10-11	DEN/NYK	77	2751	684	1503	.455	95	251	.378	507	605	.838	118	445	563	221	68	206	46	1970	7.3	2.9	25.6
11-12	NYK	55	1876	441	1025	.430	68	203	.335	295	367	.804	88	256	344	200	62	144	24	1245	6.3	3.6	22.6
Totals		**646**	**23374**	**5677**	**12438**	**.456**	**531**	**1648**	**.322**	**4041**	**5017**	**.805**	**1231**	**2860**	**4091**	**2010**	**721**	**1934**	**299**	**15926**	**6.3**	**3.1**	**24.7**

NBA PLAYOFFS RECORD

Season	Team	G	Min	FGM	FGA	Pct.	3P	3PA	Pct.	FTM	FTA	Pct.	Off	Def	Tot	Ast	Stl	TO	Blk	Pts	RPG	APG	PPG
03-04	DEN	4	143	21	64	.328	2	11	.182	16	20	.800	7	26	33	11	5	17	0	60	8.3	2.8	15.0
04-05	DEN	5	180	35	83	.422	0	1	.000	26	32	.813	14	13	27	10	3	13	1	96	5.4	2.0	19.2
05-06	DEN	5	193	33	99	.333	0	4	.000	39	52	.750	12	21	33	14	4	15	1	105	6.6	2.8	21.0
06-07	DEN	5	210	47	98	.480	9	18	.500	31	39	.795	18	25	43	6	5	19	0	134	8.6	1.2	26.8
07-08	DEN	4	146	32	88	.364	2	8	.250	24	29	.828	19	19	38	8	2	12	1	90	9.5	2.0	22.5
08-09	DEN	16	612	146	322	.453	24	66	.364	119	144	.826	26	67	93	65	28	37	10	435	5.8	4.1	27.2
09-10	DEN	6	254	64	138	.464	6	19	.316	50	57	.877	14	37	51	20	12	21	3	184	8.5	3.3	30.7
10-11	NYK	4	156	33	88	.375	9	26	.346	29	34	.853	13	28	41	19	5	13	3	104	10.3	4.8	26.0
11-12	NYK	5	204	52	124	.419	4	18	.222	31	41	.756	13	28	41	11	6	14	1	139	8.2	2.2	27.8
Totals		**54**	**2098**	**463**	**1104**	**.419**	**56**	**171**	**.327**	**365**	**448**	**.815**	**136**	**264**	**400**	**164**	**70**	**161**	**20**	**1347**	**7.4**	**3.0**	**24.9**

NBA ALL-STAR RECORD

Season	Team	Min	FGM	FGA	Pct.	3P	3PA	Pct.	FTM	FTA	Pct.	Off	Def	Tot	Ast	Stl	TO	Blk	Pts
2007	DEN	25	10	15	.667	0	0	---	0	0	---	3	6	9	1	1	0	0	20
2008	DEN	22	8	17	.471	0	0	---	2	3	.667	5	2	7	1	0	2	0	18
2010	DEN	29	13	22	.591	1	4	.250	0	1	.000	4	6	10	2	0	2	0	27
2011	DEN	23	4	10	.400	0	1	.000	0	0	---	3	4	7	2	1	2	1	8
2012	NYK	30	7	15	.467	0	3	.000	5	7	.714	4	5	9	0	2	0	0	19
Totals		**129**	**42**	**79**	**.532**	**1**	**8**	**.125**	**7**	**11**	**.636**	**19**	**23**	**42**	**6**	**4**	**6**	**1**	**92**

CAREER HIGHS

Minutes	52	vs. PHO	Jan. 10, 2006	**FTM**	19		Done 3 times	**Assists**	11	at OCT	Feb. 4, 2009
FGM	19		Done 3 times	**FTA**	24	at ATL	Dec. 18, 2005	**Steals**	5		Done 6 times
FGA	35		Done 2 times	**Off. Reb.**	12	vs. HOU	Dec. 20, 2007	**Turnovers**	10	vs. CHI	Nov. 21, 2006
3-Point FGM	6		Done 2 times	**Def. Reb.**	15	at PHO	Nov. 15, 2010	**Blocked Shots**	4		Done 2 times
3-Point FGA	13	at IND	Apr. 10, 2011	**Tot. Reb.**	22	at PHO	Nov. 15, 2010	**Points**	50		Done 2 times

As A Professional: One of the game's signature performers brought his talents to the world's greatest basketball city in blockbuster, three-team megatrade on Feb. 22, 2011...Currently in 10th NBA season, second full campaign in New York following 7½ standout years in Denver...**Five-time NBA All-Star (2007, 2008, 2010, 2011 and 2012) and four-time starter...Five-time All-NBA selection (Second Team in 2010, Third Team in 2006, 2007, 2009 and 2012)...All-Rookie First Team in 2004...Western Conference Player of the Month three times** (March 2006, April 2007; October/November 2009 with Denver); **Eastern Conference Player of the Month once** (April 2012 with NYK)...Western Conference Player of the Week 10 times, Eastern Conference Player of the Week twice...MVP of got milk? Rookie Challenge (2005)...**Has ranked among NBA Top 20 in scoring in each of his nine pro seasons, finishing in the Top 10 in each of the last seven campaigns...Owns 21 career 40-plus scoring games (19 with Nuggets, two with Knicks) and two 50-plus games (50 vs. Knicks on Nov. 27, 2009; 50 vs. Rockets on Feb. 7, 2011)**...Career scoring average of 24.7 over 646 games (all starts), and has averaged 20-plus points in each of his nine NBA seasons...Career .805 free throw shooter, has shot .800-plus from the line in five of the last seven seasons...Is 531-1,648 (.322) career from Downtown and owns one career four-point play (for Denver at LA Clippers, Nov. 21, 2007)...**Owns two career triple-doubles (for Denver on Feb. 5, 2007 vs. Suns; 31 pts, 10 reb, 10 ast; for Knicks on Apr. 17, 2012 vs. Boston, 35 pts, 12 reb, 10 ast)...**Shares NBA record for most points scored in a quarter (33 on Dec. 10, 2008 vs. Wolves) with Spurs' George Gervin (Apr. 9, 1978 vs. Jazz)...**Has started every NBA game in which he's played (646 regular season, 54 Playoffs)...**Has led his team to the NBA Playoffs in each of his nine pro seasons, with 24.9 ppg in 54 career games (all starts)...Owns four career 40-plus post-season games (two with Knicks), joining Bernard King (7) and Patrick Ewing (2) as only Knicks ever to record multiple 40-plus Playoff games...Three-time U.S. Olympian and two-time Olympic gold medalist (at Beijing in 2008, London in 2012)...**Drafted by Denver in first round (third overall) of**

CARMELO ANTHONY / F

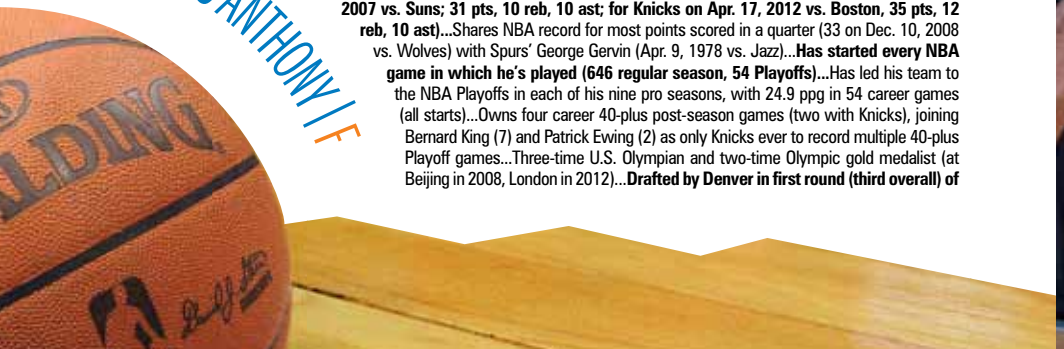

Dave Saffran, MSG Photos

2003 NBA Draft, following freshman season at Syracuse; joined Knicks in Feb. 22, 2011 three-way megatrade with Denver and Minnesota... Quoting Head Coach Mike Woodson: "Melo I think now is settling in. He's playing like we all thought he could play. It's beautiful to watch him play because he's doing a lot of things on both sides of the floor. He's making players around him better and it's helping us win and that's what the good players do."

Among The All Timers: Carmelo comes into the 2012-13 season as the 95th leading scorer in NBA history with 15,926 career points...Just ahead of him on the all-time list are Hall of Famer Pete Maravich (94th with 15,948) and former Knicks Kiki Vandeweghe (93rd with 15,980) and Derek Harper (92nd with 16,006)...Career scoring average (24.7) ranks 14th on the all-time NBA list coming into 2012-13 and fourth among active players (behind LeBron James' 27.7, Kobe Bryant's 25.4 and Dwyane Wade's 25.2)...Ranks 17th among active players in total points (15,926)...On Nuggets' all-time franchise lists, Melo is third all-time in points (13,970, trailing only Alex English's 21,645 and Dan Issel's 16,589), third in minutes (20,521), sixth in games played (564), seventh in steals (634), sixth in 3PT FG (410), ninth in rebounds (3,566) and 10th in assists (1,729).

Captain Clutch: One of the game's top clutch performers; has made 17 game-winning shots in the final 10 seconds (16 regular season, one Playoffs)... Has recorded three such shots for Knicks, two in 2010-11 (Mar. 9, 2011 at Memphis; 19-foot jumper with :00.5 left, 110-108; Apr. 10, 2011 at Indiana; 19-foot jumper with :04.9 left, 110-109) and one in 2011-12 (Apr. 8, 2012 vs. Chicago; three-pointer with :08.2 left in OT, 100-99, capping 43-point game)...In the Playoffs, nailed game-winning three-pointer with :01.0 left to give Nuggets 106-105 win in Game Three of West Semis vs. Dallas, May 9, 2009.

2011-12 (Knicks): NBA All-Star...All-NBA Third Team...In first full Knicks season, earned fifth career All-NBA selection (Third Team) and fifth career NBA All-Star honor, solidifying his status as one of the game's elite performers...Co-captain averaged 22.6 ppg (sixth in NBA), 6.3 rpg and shot .430 (441-1,025 FGA) over 34.1 mpg (32nd in NBA) over 55 games (all starts)...Went 68-203 (.335) from Downtown...Shot .804 from the line (295-367 FTA)...**Season Highs: Points: 43 (Apr. 8 vs. Chicago): Assists: 10 (Apr. 17 vs. Boston); Rebounds: 12, twice...**Led Knicks in scoring 31 times, rebounds eight times, assists 13 times...Had team-high 14 30-plus scoring games, two 40-plus efforts and eight double-doubles...**Recorded his second career triple-double (first with NYK) on Apr. 17 vs. Celtics (35 pts, 12 rebs, 10 ast)**...Double-figure scoring in 52 of his 55 games...Assist figure (3.6) was second-highest of career (3.8 with Denver in 2006-07)...Scored 15,000th career point on Jan. 18 vs. Suns, played in 600th career game on Jan. 9 vs. Bobcats, notched 2,000th career assist on Apr. 18 at New Jersey...Scored 20-plus points in a quarter twice (22 in fourth qtr vs. Bobcats, Jan. 4; 21 in first qtr at New Jersey, Apr. 18) and 20-plus points in a half 13 times...**Finished sixth in NBA with 22.6 ppg (seventh straight ranking among League's Top 10) and 32nd in minutes (34.1 mpg)...All-Star:** Scored 19 points with nine rebounds in 30 minutes as starter for East at NBA All-Star 2012 at Orlando...Voted onto East squad with 1,041,290 votes in All-Star balloting presented by Sprint, second among East forwards only to Miami's LeBron James (1,360,680)...**Player Of The Month: Named KIA Eastern Conference Player of the Month for Apr.** (29.8 ppg with two 40-plus games; Knicks 9-4)...**First Knick to be named POTM since Patrick Ewing (Jan. 1995)...**Shared monthly KIA honors with Western Conference winner Chris Paul of Clippers...**40-40 Vision: Recorded two 40-plus scoring games, his first as a Knick and the 20th and 21st of his career...** On Apr. 8, poured in a season-high 43 points (16-31 FGA, 4-5 from Downtown) in ABC Easter Sunday OT win over Bulls. Forced OT with three-point bomb with 11.2 seconds left in fourth qtr (91-91), then capped memorable afternoon with game-winning three-ball with 8.2 seconds left in OT (100-99), his 17th career game-winning shot in the final 10 seconds. Logged Knicks season-high 47 minutes...On Apr. 15, scored game-high 42 points (14-27 FGA, 2-7 from Downtown, 12-15 FTA) in ABC loss to Heat (only Knick starter in double-figure pts)...**Injuries:** Missed a total of 10 games due to injury, all in season's first half (Knicks 6-4)...Missed Jan. 14 game at Oklahoma City (sprained right ankle); missed two games (Jan. 27-28) due to sprained right ankle/sprained left wrist/sprained right thumb...**Suffered strained right groin vs. Jazz, Feb. 6, and was sidelined for next seven games (Feb. 8-19)**...Did not dress (CD) in season finale at Charlotte, Apr. 26...**Key Games:** Spearheaded season-opening Christmas Day win over Celtics with game-high 37 points. Scored 17 pts in fourth qtr, capped with two FTM with 16.3 seconds left to give NYK final 106-104 margin of victory...Buried a three-point bomb with 15.9 seconds left to cap 37-point (16-33 FGA) night and lift Knicks to win at Washington, Jan. 6; **33 FGA were an NBA season-high for a non-overtime game**...**Ejected** (two techs) in loss to Bucks, Jan. 20 (35 pts)...Held to just one point (0-7 FGA, 1-1 FTA), but added 11 rebounds in 33-point rout of Bobcats, Jan. 24...Game-highs 28 points and season-high 12 rebounds in win over Bucks, Mar. 26...Game-high 36 points with **career-high-tying five steals** in loss at Atlanta, Mar. 30...**Recorded second career triple-double (first as a Knick) with 35 points, season-high-tying 12 rebounds and season-high 10 assists in win over Celtics, Apr. 17, 2012...**Spearheaded win at Atlanta, Apr. 22, with 39 points (14-32 FGA) and 10 rebounds. Gave NYK lead for good when his jumper with 1:40 left provided final 113-112 margin.

In The Playoffs: Averaged team-high 27.8 ppg with 8.2 rpg in the five games (all starts) vs. Heat...Shot .419 (52-124 FGA)...Tied for series-high scoring honors with Heat's LeBron James (27.8)...Averaged 20-plus ppg for seventh straight post-season and recorded second-highest Playoff scoring average of career (30.7 for Denver in 2010)...**Recorded Knicks' highest post-season scoring average (over a complete post-season) since Patrick Ewing averaged 29.4 ppg over 10 Playoff games in 1990...Fourth on NBA Playoff leader board in scoring (27.8), trailing only Miami's LeBron James (30.3), Lakers' Kobe Bryant (30.0) and OKC's Kevin Durant (28.5). Fourth on Playoff leader board in minutes (40.8)...**Led Knicks in scoring in four of the five games (Games Two thru Five), led in rebounds twice...In Game One, held to 11 points (3-15 FGA) with 10 rebounds (third-lowest Playoff scoring game of career), his 14th career Playoff double-double...Rebounded in Game Two for game-high 30 points (12-26 FGA) in series-high 45 minutes...Team-high 22 points (7-23 FGA) in Game Three loss...**Spearheaded Game Four win with game-high 41 points (15-29 FGA, 1-4 from Downtown, 10-14 FTA). Fell one point shy of career Playoff high points (42) and recorded 14th 40-plus scoring game in Knicks Playoff history. Scored 23 points in second half, including 12 of Knicks' last 16 points...**Recorded third 30-plus game of series with game-high 35 points (15-31 FGA) in Game Five finale, incl. 20 points in fourth qtr.

U-S-A: Three-time U.S. Olympian and two-time gold-medalist was key factor in gold-medal win at 2012 London Games... Member of gold medal-winning U.S. Olympic teams in 2008 and 2012; member of bronze medal-winning U.S. squad in 2004...Averaged 16.3 ppg (second on squad to Kevin Durant's 19.5), 4.8 rpg and .535 shooting (46-86 FGA) over 17.8 mpg in eight games (all off the bench) for gold medal-winning U.S. squad at '12 London Games... Ranked seventh on 2012 Olympic leader board in scoring (16.3), second in 3PT FGM (23-46, 500)...**Scored 37 points (13-16 FGA) - a single-game U.S. Olympic record - in just 14 bench minutes in win over Nigeria, Aug. 2, 2012. Went 10-12 from Downtown and set another U.S. Olympic mark with 10 3PT FGM...**Scored eight points (3-9 FGA) in 21 bench minutes in gold medal win over Spain, Aug. 12...Joined Knicks teammate Tyson Chandler as 2012 Olympic gold medalists...Averaged 11.5 points for gold medal U.S. squad at 2008 Beijing Olympics; team-high 21 points vs. Argentina in semifinal game...Averaged team-high 21.2 ppg as U.S. won gold medal at 2007 FIBA Americas tournament, with U.S. Olympic qualifying scoring records for scoring average and total points (191)...Team-high 19.9 ppg in 2006 FIBA World Championship of Basketball; named to All-Tournament Team...Named 2006 USA Basketball Male Athlete of the Year.

Year-By-Year: 2003-04 (Nuggets): All-Rookie First Team... Started in all 82 games with 21.0 ppg...Finished second in got milk? Rookie of the Year voting to Cavs' LeBron James...Unanimous NBA All-Rookie First Team selection...Became first NBA rookie to lead a playoff team in scoring since Spurs' David Robinson in 1989-90...Led NBA rookies and was 12th overall in scoring (21.0)...Set Nuggets rookie records for points (1,725), scoring average (21.0), field goals made (624), field goals attempted (1,465), free-throws made (408), free-throws attempted (525) and minutes played (2,995)...Had 10 30-plus scoring games...Named got milk? Western Conference Rookie of the Month six consecutive months (November thru April), also earned two NBA Player of the Week honors...Competed in got milk? Rookie Challenge at All-Star Weekend...Scored Nuggets rookie record 41 points vs. Seattle, Mar. 30, becoming second-youngest player (19 years, 305 days) to score 40 points in a game in NBA history.

2004-05 (Nuggets): Notched 20.8 ppg in 75 games (all starts), 19th in NBA in scoring...MVP of got milk? Rookie Challenge at All-Star Weekend (31 pts)...Missed six early-season games due to sprained ankles.

2005-06 (Nuggets): All-NBA Third Team... Eighth in NBA with 26.5 ppg over 80 games, all starts...Finished ninth in voting for the NBA's Most Improved Player Award...Western Conference Player of the Month for March...Had 28 30-plus scoring games and four 40-plus games...Made five game-winning shots in the last five seconds (Jan. 8 at Houston, Jan. 10 vs. Phoenix, Feb. 24 at Minnesota, Mar. 15 at Indiana, Apr. 6 vs. Lakers)...Inactive (left ankle sprain) vs. Hornets, Nov. 30; DNP in regular season finale.

2006-07 (Nuggets): NBA All-Star...All-NBA Third Team... Scored a career-high 28.9 ppg with career-high 3.8 apg over 38.2 mpg in 65 games (all starts)...**Second in the NBA in scoring to Lakers' Kobe Bryant (31.6)**...Highest scoring season for a Nugget since Alex English (29.8) in 1985-86...Western Conference Player of the Month for Apr. (28.5 ppg)...Had 34 30-plus scoring games...Scored 20 points in first NBA All-Star Game appearance, Feb. 18 at Las Vegas...Western Conference Player of the Week twice...Tied Alex English's team record of six-consecutive 30-plus games twice (Nov. 8-18 and Nov. 22-Dec. 2)...**Recorded first career triple-double on Feb. 5, 2007 vs. Suns (31 pts, 10 reb, 10 ast)...**Not with team Mar. 7 at Golden State due to birth of first child...Served 15-game NBA suspension (Dec. 18-Jan. 20) in wake of melee vs. Knicks at MSG, Dec. 16, 2006...Scored 26.8 ppg in five Playoff games vs. Spurs.

2007-08 (Nuggets): NBA All-Star. . Fourth in NBA in scoring (25.7), adding career-high 7.4 rpg in 77 games (all starts)...Career-high .492 FG percentage..Joined Alex English as only players in Nuggets NBA history to average at least 25.0 ppg for three-consecutive seasons...Western Conference Player of the Week twice...Started NBA All-Star Game at New Orleans (18 pts)...Missed five games in Jan. with left ankle sprain...Averaged 22.5 in four Playoff games vs. Lakers.

2008-09 (Nuggets): All-NBA Third Team...: Averaged 22.8 ppg (seventh in NBA) in 66 games (all starts) in injury-shortened season...Had 13 30-plus scoring games, two 40-plus games and 12 double-doubles...**Dished off a career-high 11 assists at Oklahoma City, Feb. 4, 2009...**Scored 10,000th career point at Oklahoma City, Feb. 4; third-youngest player in NBA history to reach mark (LeBron James, Kobe Bryant)...**Scored season-high 45 points vs. Wolves, Dec. 10, 2008. Scored 33 points in the third quarter to tie NBA mark (Spurs' George Gervin had 33 in second qtr at New Orleans, Apr. 9, 1978)**...Missed two games in Oct and one in Mar. due to team suspension...Missed three games in Dec. due to right elbow contusion, missed 10 games in Jan. with non-displaced third metacarpal fracture, right hand...Scored 27.2 ppg in 16 post-season games as Nuggets drove to West Finals.

2009-10 (Nuggets): NBA All-Star...All-NBA Second Team... Third in NBA with 28.2 ppg, adding career-high 1.28 spg over 38.2 mpg (ninth in NBA) in 69 games (all starts)...Had 31 30-plus scoring games, seven 40-plus games and one 50-plus game...10 double-doubles...Made his third career NBA All-Star appearance (second start) on Feb. 14 in Dallas, scoring team-high 27 points for West...Western Conference Player of the Month for Oct-Nov; West Player of the Week twice...Scored 20-plus points in each of first 20 games, a club record...**Scored a career-high 50 points (17-28 FGA, 1-4 from Downtown, 15-16 FTA) vs. Knicks, Nov. 27, 2009...**Missed five straight games (Jan. 2-9) with right knee contusion; missed eight-straight games (Jan. 25-Feb. 6) with left ankle sprain...Had 30.7 ppg in six Playoff games.

2010-11 (Nuggets-Knicks): NBA All-Star... Led Knicks down the homestretch to NBA Playoff berth following acquisition from Denver in Feb. 22 megatrade...Combined with Nuggets and Knicks, averaged 25.6 ppg (third in NBA) and 7.3 rpg (35th in NBA) over 35.7 mpg (30th in NBA) over 77 games (all starts)...Appeared in 50 games for Nuggets, 27 for Knicks...Went 95-251 (.378) overall from Downtown (career-highs 95 home runs and .378 3PT shooting) and had career-high .838 FT percentage (39th in NBA)...**Third in NBA in scoring (25.6), trailing only Oklahoma City's Kevin Durant (27.7) and Miami's LeBron James (26.7)...**Recorded 24 30-plus scoring games (17 with Nuggets, seven with Knicks)...With Nuggets, added two 40-plus scoring games (including career-high-tying 50 pts on Feb. 7 vs. Rockets)...Had 18 point-rebound double-doubles...Nailed single-game career high six 3PT FGM twice, both vs. Pacers (for Denver on Jan. 23; for Knicks on Apr. 10)...**With New York, averaged 26.3 ppg on .461 shooting over 36.2 mpg in 27 games (all starts)**...Scored 30-plus points seven times with New York (Knicks high 39 points, twice)...According to the

Elias Sports Bureau, became third player in NBA history to score at least 25 points in each of his first four games with a team, joining Wilt Chamberlain with 1959-60 Warriors (10 straight games) and Dominique Wilkins with 1993-94 Clippers (four)...Did not miss a game due to injury as a Knick (listed as inactive in regular season finale, Apr. 13 at Boston)...On Feb. 20 - two days before trade to NY - played in NBA All-Star Game at Los Angeles, with eight points and seven rebounds in 23 starting minutes...**Named NBA Eastern Conference Player of the Week twice, in back-to-back weeks in Apr. (periods ending Apr. 3 and 10), becoming first Knick ever to win POTW honors in successive weeks...**Prior to trade to NY, had 25.2 ppg over 35.5 mpg in 50 games (all starts) for Nuggets...**Scored a career-high-tying 50 points (16-24 FGA, 2-3 from Downtown, 16-18 FTA) vs. Rockets on Feb. 7, 2011... Hauled in career-high 22 rebounds at Phoenix, Nov. 15...**Missed seven games in Dec; two due to patella tendinitis, right knee, five due to personal reasons...In his final game as a Nugget, scored game-high 38 points in win at Milwaukee, Feb. 16, 2011...Led all scorers with 26.0 ppg in first-round Playoff loss to Boston, adding 10.3 rpg over 39.0 mpg...Tied all-time Knicks Playoff mark for FGA in a four-game series (88, also by Willis Reed vs. Baltimore in 1969)...His 104 total points were nine shy of Knicks Playoff mark for a four-game series (113 by Reed vs. Baltimore in 1969)...**Tied career Playoff high with 42 points (14-30 FGA, 4-8 from Downtown, 10-11 FTA), adding Playoff career-high 17 rebounds in valiant effort in Game Two loss (Apr. 19).**

As A Collegian: In his only season at Syracuse, named Second Team All-America by The Associated Press as a freshman in **2002-03,** leading Orangemen to 30-5 record and school's first NCAA Championship...Named Most Outstanding Player of the 2003 Final Four and East Regional...Consensus national Freshman of the Year...Unanimous choice as Big East Conference Freshman of the Year and was an All-Big East First Team selection...Averaged 22.2 ppg (16th in nation) and 10.0 rpg (19th)...In national championship game victory over Kansas, scored 20 points, adding 10 rebounds and seven assists...Scored season-high 33 points In Final Four win over Texas.

Community Corner: Established the Carmelo Anthony Foundation (CAF) in 2005...Member of NBA FIT Team...Joined teammates Renaldo Balkman, Tyson Chandler, Landry Fields, Jared Jeffries, Iman Shumpert, Amar'e Stoudemire and Bill Walker to host a clinic for 100 children to celebrate NBA FIT Live Healthy Week in conjunction with Garden of Dreams Foundation, Jan. 30, 2012 at MSG Training Center...Joined Knicks legends Walt Frazier, John Starks and Earl Monroe and teammates Iman Shumpert, Josh Harrellson and Jared Jeffries at Knicks' Home for the Holidays Youth Clinic presented by Chase at Trinity High School in Manhattan on Dec. 20, 2011 thru Garden of Dreams Foundation...Joined the rest of his teammates to celebrate the holidays with 150 Garden of Dreams Children at the GDF Holiday Launch party at MSG Training Center, Dec. 19...Joined the rest of his teammates along with the Knicks coaching staff, alumni and a galaxy of A-list celebrities at the 13th annual Knicks Bowl at Chelsea Piers, Mar. 2, 2012, the gala, star-studded event that has raised over $1.9 million for the Garden of Dreams Foundation...Appeared with Amar'e Stoudemire on PBS "Sesame Street" episode in fall 2011...Attended gala celebration for *Time*'s 100 Most Influential People in Apr. 2011...Dropped in at Garden to check out the progress of arena transformation, Jun. 30, 2011, chatting with construction workers and signing autographs...Released a children's book in 2004 entitled "It's Just the Beginning".

Off The Court: His No. 7 Knicks jersey was the fifth-most popular NBA jersey based on sales at the temporary NBA Store on Fifth Avenue and on NBAStore.com from Apr. 2011 to Apr. 2012. Joined then-teammate Jeremy Lin (second to Chicago's Derrick Rose) and Amar'e Stoudemire (11th) among the Top 15 Most Popular NBA Jerseys...Also had the eighth-most popular jersey in international sales, based on sales at adidas locations outside the U.S. during the 2011-12 season (teammate Amar'e Stoudemire ranked 13th on the same international sales list)... Co-hosted President Barack Obama at presidential fund-raising shootaround at Chelsea Piers, Aug. 23, 2012, with Hall of Famers Patrick Ewing and Michael Jordan... Attended President Obama's fundraiser at the Waldorf-Astoria in Apr. 2011; met with President Obama at presidential tax event, Sep. 19, 2011, at the home of Ralph Schlosstein and Jane Hartley...Serves as executive VP of innovation for PowerCoco, the next generation's sports drink (named to position in spring 2012)...Immortalized with unveiling of wax statue at fabled Madame Tussouds New York, Jun. 26, 2012...Along with teammate Amar'e Stoudemire, was among star-studded gathering invited to Steve Tisch's and Harvey and Bob Weinstein's gala NY Giants pre-Super Bowl pep rally at Michael's, Feb. 1, 2012...Celebrated launch of his new Jordan Melo M8 athletic shoe with gala, star-studded event at Hudson River Park at Pier 54, Oct 20, 2011...Celebrated landmark partnership with Power Grip with gala event at Modell's in Times Square, Oct 14, 2011...Co-stars on wife LaLa Vasquez's hit reality TV show, "LaLa's Full Court Life", which debuted on VH1 in 2011...Wife LaLa joined cast of off-Broadway smash *Love, Loss and What I Wore* in October 2012...Honored at fabled Carnegie Deli with his own sandwich, "The Melo" (pastrami, corned beef, salami, bacon, lettuce, tomato and Russian dressing on rye bread)...Appeared in cameo roles on hit TV series "Law and Order: SVU" on Sep. 28, 2011 and "Nurse Jackie" on Apr. 15, 2012...With his wife LaLa, is co-founder of Krossover Entertainment, a music and movie company that produced a highly acclaimed documentary on boxer Mike Tyson in 2009...Krossover will publish a line of children's books scheduled to begin in 2012...Featured during 2010-11 season on two huge midtown billboards: for Boost Mobile at 33rd Street and Ninth Ave., and for Brand Jordan at 34th Street and Seventh Avenue...Wife LaLa's own billboard was unveiled in Times Square in fall 2011...Celebrated NY arrival at Knicks' official "Welcome to New York" party gala at Abe and Arthur's, Mar. 22, 2011... Guest-starred on NBC's "Saturday Night Live", Apr. 2, 2011...Appeared on The Late Show with David Letterman, Apr. 18, 2011 to celebrate Knicks' run to 2011 Playoffs.

Personal: Carmelo Kyam Anthony...Son of Mary Anthony...Married singer LaLa Vazquez in New York on Jul. 10, 2010. The couple has a son, Kiyan (5)...Upon joining Knicks, chose the number 7 because his son's birthday is Mar. 7; also because his high school number (22) minus his number at Denver at Syracuse (15) is seven...Fan of the Baltimore Ravens, Baltimore Orioles and Texas Longhorns football...At Oak Hill Academy, was named First Team All-America by USA Today and Parade Magazine and was named to McDonald's All-American Team...Featured on the cover of EA Sports' NBA Live 2005 and NCAA Mar. Madness 2004 basketball video games...Annually releases a top-selling signature sneaker with Brand Jordan.

RONNIE BREWER

Height: 6' 7"
Weight: 235 lbs.
Born: Mar. 20, 1985 Portland, OR

High School: Fayetteville (Fayetteville, AR)
College: Arkansas

Years Pro: 6
Position: Guard

NBA REGULAR SEASON RECORD

Season	Team	G	Min	FGM	FGA	Pct.	3P	3PA	Pct.	FTM	FTA	Pct.	Off	Def	Tot	Ast	Stl	TO	Blk	Pts	RPG	APG	PPG
06-07	UTA	56	675	102	193	.528	0	9	.000	56	83	.675	37	38	75	24	37	24	6	260	1.3	0.4	4.6
07-08	UTA	76	2088	354	634	.558	11	50	.220	195	257	.759	97	121	218	134	129	69	19	914	2.9	1.8	12.0
08-09	UTA	81	2605	421	828	.508	22	85	.259	247	352	.702	101	199	300	179	138	110	30	1111	3.7	2.2	13.7
09-10	UTA/MEM	58	1742	209	429	.487	8	31	.258	85	133	.639	45	142	187	154	91	53	15	511	3.2	2.7	8.8
10-11	CHI	81	1781	205	427	.480	6	27	.222	87	133	.654	55	207	262	140	106	55	22	503	3.2	1.7	6.2
11-12	CHI	66	1635	190	445	.427	19	69	.275	56	100	.560	72	159	231	137	72	59	21	455	3.5	2.1	6.9
Totals		**418**	**10526**	**1481**	**2956**	**.501**	**66**	**271**	**.244**	**726**	**1058**	**.686**	**407**	**866**	**1273**	**768**	**573**	**370**	**113**	**3754**	**3.0**	**1.8**	**9.0**

NBA PLAYOFFS RECORD

Season	Team	G	Min	FGM	FGA	Pct.	3P	3PA	Pct.	FTM	FTA	Pct.	Off	Def	Tot	Ast	Stl	TO	Blk	Pts	RPG	APG	PPG
06-07	UTA	8	41	6	10	.600	0	0	---	7	13	.538	2	4	6	2	1	2	0	19	0.8	0.3	2.4
07-08	UTA	12	305	51	98	.520	1	6	.167	19	25	.760	17	21	38	19	12	4	4	122	3.2	1.6	10.2
08-09	UTA	5	158	20	49	.408	0	2	.000	11	16	.688	7	16	23	13	7	11	1	51	4.6	2.6	10.2
10-11	CHI	16	260	24	50	.480	3	7	.429	13	17	.765	7	27	34	15	12	4	6	64	2.1	0.9	4.0
11-12	CHI	5	83	4	16	.250	0	0	---	0	3	.000	4	15	19	9	4	6	1	8	3.8	1.8	1.6
Totals		**46**	**847**	**105**	**223**	**.471**	**4**	**15**	**.267**	**50**	**74**	**.676**	**37**	**83**	**120**	**58**	**36**	**27**	**12**	**264**	**2.6**	**1.3**	**5.7**

CAREER HIGHS

Minutes	53	at HOU	Dec. 27, 2008	**FTM**	9		Done 2 times	**Assists**	10	vs. MEM	Jan. 6, 2010
FGM	11		Done 2 times	**FTA**	14	vs. CHB	Feb. 2, 2009	**Steals**	7	at NYK	Nov. 9, 2008
FGA	19	vs. CHI	Nov. 24, 2008	**Off. Reb.**	4		Done 13 times	**Turnovers**	5	at PHI	Nov. 11, 2008
3-Point FGM	3	at HOU	Jan. 21, 2009	**Def. Reb.**	9	at SAC	Nov. 27, 2010	**Blocked Shots**	3	vs. ATL	Feb. 23, 2009
3-Point FGA	4		Done 3 times	**Tot. Reb.**	10		Done 4 times	**Points**	26	vs. SAC	Feb. 28, 2009

As A Professional: Veteran pro joins Knicks via free agent route for his seventh NBA season (Knicks are his fourth team)... Career averages of 9.0 ppg, 3.0 rpg, 1.37 spg and .501 shooting from the field over 25.2 mpg in 418 career games (267 starts)...Shot .500-plus from the field in each of his first three NBA seasons...Career 66-271 (.244) from Downtown...**Has led the NBA in steals-per-turnover ratio twice (1.87 with Jazz in 2007-08; 1.93 with Bulls in 2010-11)...Has ranked among NBA Top 25 in steals three times (12th with 1.70 in 2007-08; seventh with 1.70 in 2008-09; 23rd with 1.31 in 2010-11)...**Appeared in at least 76 games in three of his first five seasons, then played in all 66 games for Bulls in shortened 2011-12 campaign...Has seen post-season action in five of his six NBA seasons and has played in two Conference Finals (with 2007 Jazz and 2011 Bulls)...Averaging 5.7 ppg in 46 career Playoff games (17 starts)...**Early-entry candidate for 2006 NBA Draft after junior year at Arkansas; selected by Utah in first round (14th overall).**

Career Transactions: Drafted by Utah in first round (14th overall) of 2006 NBA Draft. .Traded to Memphis for a protected future first round pick, Feb. 18, 2010...Became free agent, Jul. 1, 2010; signed by Chicago, Jul. 19, 2010...Became free agent, Jul. 1, 2012; signed by New York, Jul. 25, 2012.

2011-12 (Bulls): Appeared in each of Bulls' 66 games (43 starts) and averaged 6.9 ppg and 3.5 rpg with career-low .427 shooting (190-445 FGA) over 24.8 mpg...Went 19-69 (.275) from Downtown, 56-100 FTA (.560)...**Season Highs: Points: 20 (Jan. 25 vs. Indiana); Assists: 7 (Mar. 12 vs. Knicks); Rebounds: 10, twice...**Joined Carlos Boozer and Omer Asik as only Bulls to play in all 66 games...Made 43 starts after starting just one game the year before...Led Bulls in assists four times...**Sixth in NBA in steals-per-turnover ratio (1.22)...**Had 18 double-figure scoring games and one 20-plus game (season-high 20 points on 8-15 FGA vs. Pacers, Jan. 25)...Tied single-game career high with 10 rebounds, twice (Jan. 25 vs. Pacers and in season finale on Apr. 26 vs. Cavs)...Notched Bulls season-high five steals vs. Wizards, Apr. 16...Logged 40-plus minutes three times (in three straight games, Jan. 25-29), with season-high 43 mins on Jan. 27 vs. Bucks (8 pts, 6 ast)...Key factor in Bulls' win over Knicks, Mar. 12, with 11 points (5-8 FGA), seven rebounds and season-high seven assists...Came off the bench in five of the six games in first-round Playoff loss to Sixers with eight total points (1.6 ppg) on 4-16 FGA over 16.6 mpg...**Became free agent after season; signed by New York, Jul. 25, 2012.**

Year-By-Year: 2006-07 (Jazz): In rookie season, appeared in 56 games (14 starts) with 4.6 ppg and .528 shooting over 12.1 mpg...Season-high 21 points at Golden State, Apr. 9...Listed as inactive five times, DNP (CD) 21 times... Appeared in eight of Utah's 17 playoff games vs. Rockets, Warriors and Spurs, averaging 2.4 ppg in 5.1 mpg.

2007-08 (Jazz): Earned spot in Jazz starting lineup and averaged 12.0 ppg with career-high .558 shooting over 27.5 mpg in 76 games (all starts)...**Led NBA in steals-per-turnover ratio (1.87) and was seventh in FG percentage (.558) and 12th in steals (1.70)...**Season-high 21 points vs. Bucks, Mar. 12...Played in T-Mobile Rookie Challenge and Youth Jam during All-Star Weekend at New Orleans, scoring 13 points...Missed six games due to injury – three with strained right groin, one with stomach virus and two with severely bruised tailbone...Started all 12 Jazz Playoff games vs. Rockets and Lakers, with 10.2 ppg and 3.2 rpg in 25.4 mpg...Shot a team-high .520 (51-98 FGA) in Playoffs.

2008-09 (Jazz): Enjoyed perhaps his best all-around season, scoring a career-high 13.7 ppg with career-best 3.7 rpg and .508 shooting over 32.2 mpg in 81 games (80 starts)...Seventh in NBA in steals (1.70) and fourth in steal-to-turnover ratio (1.25)...Recorded 13 20-plus scoring games and led Jazz in scoring eight times...Logged career-high and team-high 2,605 total minutes...Went 22-85 (.259) from Downtown; career-high 22 3PT FGM...Recorded career-high seven steals vs. Knicks on Nov. 9, 2008 (one shy of MSG opponent single-game mark), adding seven assists and 12 points in loss...**Scored a career-high 26 points vs. Kings, Feb. 28, 2009...**Missed one game due to personal reasons (aunt's death)...Started all five playoff games in first-round loss to Lakers, with 10.2 ppg and 4.6 rpg.

2009-10 (Jazz-Grizzlies): Split injury-shortened season between Jazz and Grizzlies, averaging 8.8 ppg overall on .487 shooting over 30.0 mpg in 58 games (53 starts)...Played in 53 games for Jazz (all starts), then came off the bench in five games for Grizzlies prior to injury...Had two 20-plus scoring games...Enjoyed success for Jazz vs. future teammates: scored a season-high 25 pts vs. Grizzlies, Nov. 30, then dished off a career-high 10 assists vs. Grizz on Jan. 6, 2010...**Traded to Memphis for future first round pick, Feb. 18, 2010...**Appeared in just five games off the bench for Grizzlies (2.0 ppg) before suffering a partially torn right hamstring on Feb. 19, 2010 vs. Miami...Missed a total of 24 games with hamstring injury... **Signed by Chicago as a free agent, Jul. 19, 2010.**

2010-11 (Bulls): In first of two seasons in Chicago, averaged 6.2 ppg on .480 shooting (205-427 FGA) over 22.0 mpg in 81 games (one start)...Had 14 double-figure scoring games, with season-high 12 points three times...**Led the NBA in steals-per-turnover ratio (1.93) and ranked 23rd in League in steals (1.31)...**Season-high six steals at Cleveland, Dec. 8...Lone start of season came in 2OT win at Phoenix, Nov. 24, 2010 (25 mins, 3 pts, 5 reb)...Missed his only game of the year in season finale vs. Nets, Apr. 13 (sprained left thumb)...Came off the bench in all 16 Bulls post-season games with 4.0 ppg on .480 shooting over 16.3 mpg.

As A Collegian: Averaged 15.7 ppg and 5.0 rpg in 90 career games (89 starts) in three seasons at Arkansas...All-SEC First Team selection as both a sophomore and junior (first Arkansas player named First Team All-SEC since 1995)...**Junior (2005-06):** In final collegiate season, posted 18.4 ppg in 32 games (all starts) as a junior, earning honorable mention All-American honors from The Associated Press as Razorbacks reached NCAA Tournament for first time since 2001...Had 14 20-plus scoring games...**Sophomore (2004-05);** Averaged team-high 16.2 ppg in 30 games (29 starts)...Second in SEC in steals (2.53) and fifth in field-goal percentage (.475)...Eight 20-plus scoring games...**Freshman (2003-04):** Notched 12.2 ppg and 5.5 rpg and was named to the SEC All-Freshman Team.

Personal: Ronnie Brewer...Son of former NBA player Ron Brewer, who played with six teams from 1978-79 thru 1985-86... Ronnie's father teamed with Sidney Moncrief and Marvin Delph to form the famed "Triplets," who led Arkansas to the 1978 Final Four...Both Ronnie and his father wore No. 10 at Arkansas...Earned Parade All-America honors after averaging 26.8 ppg as a senior in leading Fayetteville High School to 24-5 finish and state Class 5A semifinals...Named Arkansas Player of the Year and Mr. Basketball by the Arkansas Democrat-Gazette...Majored in broadcast journalism and says he would be a television producer if he was not in the NBA...Favorite foods are fried chicken wings and chicken fingers...Life motto is "Never be content".

MARCUS CAMBY

Height: 6'11"
Weight: 245 lbs.
Born: Mar. 22, 1974 Hartford, CT

High School: Hartford Public (Hartford, CT)
College: Massachusetts

Years Pro: 16
Position: Center

NBA REGULAR SEASON RECORD

Season	Team	G	Min	FGM	FGA	Pct.	3P	3PA	Pct.	FTM	FTA	Pct.	Off	Def	Tot	Ast	Stl	TO	Blk	Pts	RPG	APG	PPG
96-97	TOR	63	1897	375	778	.482	2	14	.143	183	264	.693	131	263	394	97	66	134	130	935	6.3	1.5	14.8
97-98	TOR	63	2002	308	747	.412	0	2	.000	149	244	.611	203	263	466	111	68	134	230	765	7.4	1.8	12.1
98-99	NYK	46	945	136	261	.521	0	0	---	57	103	.553	102	151	253	12	29	39	74	329	5.5	0.3	7.2
99-00	NYK	59	1548	226	471	.480	1	2	.500	148	221	.670	174	287	461	49	43	72	116	601	7.8	0.8	10.2
00-01	NYK	63	2127	304	580	.524	1	8	.125	150	225	.667	196	527	723	52	66	63	136	759	11.5	0.8	12.0
01-02	NYK	29	1007	130	290	.448	0	1	.000	62	99	.626	89	233	322	33	34	42	50	322	11.1	1.1	11.1
02-03	DEN	29	616	93	227	.410	2	5	.400	33	50	.660	75	133	208	47	20	27	40	221	7.2	1.6	7.6
03-04	DEN	72	2162	262	549	.477	0	2	.000	98	136	.721	211	516	727	132	86	98	187	622	10.1	1.8	8.6
04-05	DEN	66	2015	279	600	.465	0	4	.000	125	173	.723	131	530	661	152	61	103	199	683	10.0	2.3	10.3
05-06	DEN	56	1857	302	649	.465	1	11	.091	111	156	.712	132	536	668	115	79	92	184	716	11.9	2.1	12.8
06-07	DEN	70	2369	312	659	.473	0	2	.000	161	221	.729	164	652	816	223	87	122	231	785	11.7	3.2	11.2
07-08	DEN	79	2758	286	635	.450	6	20	.300	143	202	.708	230	807	1037	259	85	118	285	721	13.1	3.3	9.1
08-09	LAC	62	1925	254	496	.512	1	4	.250	132	182	.725	161	529	690	127	51	93	132	641	11.1	2.0	10.3
09-10	LAC/POR	74	2314	238	501	.475	2	7	.286	78	122	.639	249	622	871	186	95	91	146	556	11.8	2.5	7.5
10-11	POR	59	1540	117	294	.398	0	1	.000	43	70	.614	182	424	606	121	40	62	92	277	10.3	2.1	4.7
11-12	POR/HOU	59	1352	128	287	.446	2	5	.400	29	64	.453	157	373	530	107	50	57	85	287	9.0	1.8	4.9
Totals		**949**	**28434**	**3750**	**8024**	**.467**	**18**	**88**	**.205**	**1702**	**2532**	**.672**	**2587**	**6846**	**9433**	**1823**	**960**	**1347**	**2317**	**9220**	**9.9**	**1.9**	**9.7**

NBA PLAYOFFS RECORD

Season	Team	G	Min	FGM	FGA	Pct.	3P	3PA	Pct.	FTM	FTA	Pct.	Off	Def	Tot	Ast	Stl	TO	Blk	Pts	RPG	APG	PPG
98-99	NYK	20	509	81	143	.566	0	1	.000	45	73	.616	51	102	153	6	24	15	38	207	7.7	0.3	10.4
99-00	NYK	16	386	29	86	.337	0	1	.000	19	31	.613	35	77	112	6	8	12	23	77	7.0	0.4	4.8
00-01	NYK	4	141	10	26	.385	0	0	---	5	13	.385	4	28	32	7	2	2	9	25	8.0	1.8	6.3
03-04	DEN	5	194	27	55	.491	1	2	.500	8	14	.571	14	43	57	12	4	6	7	63	11.4	2.4	12.6
04-05	DEN	5	184	17	41	.415	0	0	---	17	27	.630	4	52	56	9	3	11	16	51	11.2	1.8	10.2
05-06	DEN	5	175	26	62	.419	0	0	---	5	9	.556	13	42	55	11	4	4	14	57	11.0	2.2	11.4
06-07	DEN	5	184	17	45	.378	0	0	---	4	6	.667	12	62	74	10	4	10	16	38	14.8	2.0	7.6
07-08	DEN	4	124	5	21	.238	1	1	1.000	2	6	.333	11	42	53	12	4	10	12	13	13.3	3.0	3.3
09-10	POR	6	178	16	38	.421	0	1	.000	3	6	.500	16	44	60	14	4	3	7	35	10.0	2.3	5.8
10-11	POR	6	167	10	22	.455	1	1	1.000	0	2	.000	18	40	58	8	4	5	9	21	9.7	1.3	3.5
Totals		**76**	**2242**	**238**	**539**	**.442**	**3**	**7**	**.429**	**108**	**187**	**.578**	**178**	**532**	**710**	**95**	**61**	**78**	**151**	**587**	**9.3**	**1.3**	**7.7**

CAREER HIGHS

Minutes	49		Done 2 times	**FTM**	13	vs. WAS	Apr. 6, 2000	**Assists**	11	vs. SAC	Apr. 5, 2008
FGM	16	vs. PHI	Mar. 18, 1997	**FTA**	16	vs. WAS	Apr. 6, 2000	**Steals**	6	vs. WAS	Dec. 21, 2005
FGA	28	vs. ATL	Mar. 23, 1997	**Off. Reb.**	11	at PHO	Jan. 2, 2009	**Turnovers**	6		Done 11 times
3-Point FGM	1		Done 18 times	**Def. Reb.**	20	vs. ATL	Jan. 23, 2008	**Blocked Shots**	11		Done 2 times
3-Point FGA	2		Done 6 times	**Tot. Reb.**	27	at CHI	Dec. 17, 2008	**Points**	37	vs. ATL	Mar. 23, 1997

As A Professional: Central figure in Knicks' back-to-back runs to Eastern Conference Finals (1999, 2000) and one of the game's premier defensive presences over the past quarter-century returns to the Big Apple for his 17th NBA season... Once again dons Knicks orange and blue, in which he became Garden fan favorite over four-year run from 1998-99 thru 2001-02...Career averages of 9.7 ppg, 9.9 rpg, 2.44 bpg and .467 shooting over 30.0 mpg in 949 games (782 starts) for six teams...**NBA Defensive Player of the Year for Denver in 2006-07...Four-time All-NBA Defensive Team selection as a Nugget (First Team in 2007 and 2008, Second Team in 2005 and 2006)...All-Rookie First Team in 1997...Has led NBA in blocks four times: in 1997-98 with Toronto (career-high 3.65), and then three straight years with Denver, in 2005-06 (3.29), 2006-07 (3.30) and 2007-08 (3.61)...12th on all-time NBA list in blocks (2,317)...**His four NBA blocked shot titles are a League record he shares with Kareem Abdul-Jabbar and Mark Eaton...Marcus and Dikembe Mutombo (1994-95-96) are the only players in NBA history to lead the League in blocks for three consecutive years...Has finished in the NBA Top 20 in blocked shots in 13 of his 16 seasons, and in the Top 10 in blocks eight times...Has finished in the NBA Top 20 in rebounds five times in the last nine seasons, with two second-place finishes (career-high 13.1 for Nuggets in 2007-08; 11.8 for Clippers-Blazers in 2009-10)...**Owns 44 career 20-plus rebound games (five as a Knick)...Has recorded four games with double-figure blocks (two for Raptors in 1997-98, two for Nuggets in 2007-08)...**Single-game career rebound high is 27 for Clippers at Chicago, Dec. 17, 2008; single-game block high is 11, twice (for Raptors at New Jersey, Apr. 14, 1998; for Nuggets vs. Jazz, Jan. 17, 2008)...**Owns one pts-reb-ast triple double** (for Denver vs. Seattle, Mar. 16, 2008; 13-15-10 ast) and **three pts-reb-blocks triple-doubles** (for Toronto at New Jersey, Apr. 14, 1998; 15-12-11 blk; Toronto vs. Philadelphia, Apr. 19, 1998; 13-11-10 blk; and for Denver vs. Milwaukee, Dec. 26, 2007; 10-11-10 blk)...Two-time Western Conference Player of the Week (periods ending Mar. 7, 2005 and Nov. 13, 2005)...Has averaged 7.7 ppg, 9.3 rpg and 1.99 bpg over 76 career Playoff games (43 starts)...Has appeared in the post-season in 10 of his 16 NBA seasons...Has played in two Eastern Conference Finals with NYK (1999, 2000) as well as 1999 NBA Finals vs. Spurs...**Drafted after junior season at UMass by Toronto in first round (second overall, following Allen Iverson by Philadelphia) of 1996 NBA Draft...**Quoting Executive VP and GM Glen Grunwald: "It's exciting when you get the chance to bring a former Knick like

MARCUS CAMBY | C

Craig Jones, NBAE/Getty Images

Marcus Camby back home. His defensive presence, shot-blocking ability and offensive board work will give us nice depth in our frontcourt. In addition, our fan base is very fond of him for what he accomplished here during his four seasons. I also have a great appreciation of Marcus after the time we spent together in Toronto."

Career Transactions: Selected after junior season by Toronto in first round (second overall, following Allen Iverson by Philadelphia) of 1996 NBA Draft...Traded to Knicks for Charles Oakley, rights to Sean Marks and cash, Jun. 25, 1998...Traded to Denver with Mark Jackson and rights to Nene for Antonio McDyess, rights to Frank Williams and 2003 second-round draft choice, Jun. 26, 2002...Traded to Clippers for rights to trade second-round picks in 2010, Jul. 15, 2008...Traded to Portland for Steve Blake and Travis Outlaw, Feb. 16, 2010...Traded to Houston for Jonny Flynn, Hasheem Thabeet and 2012 second-round draft choice, Mar. 15, 2012...Traded to Knicks (sign-and-trade) for Toney Douglas, Josh Harrellson, Jerome Jordan and two future second-round draft picks, Jul. 11, 2012.

Among The All-Timers: Marcus enters the 2012-13 season in 12th place on the all-time NBA list in blocked shots (2,317). Immediately ahead of him are Alonzo Mourning (11th with 2,356) and Hall of Famer Robert Parish (10th with 2,361)... Also ranks 40th on all-time NBA list in rebounds (9,433)...Among active NBA players (those on an active roster at the end of the prior season) entering the 2012-13 campaign, Marcus ranks second in blocks (2,317, behind Tim Duncan's 2,469) and fourth in rebounds (9,433) behind Kevin Garnett (13,313), Duncan (12,533) and Ben Wallace (10,482)...On the all-time Nuggets' franchise lists, Marcus ranks second in blocks (1,126, behind Dikembe Mutombo's 1,486) and sixth in rebounds (4,117).

As A Knick: In first stint as a Knick, played key role in leading NYK to back-to-back trips to the Eastern Conference Finals (1999, 2000) and to 1999 Eastern Conference Championship... In four seasons in NY (1998-99 thru 2001-02), averaged 10.2 ppg, 8.9 rpg and shot .497 over 28.6 mpg in 197 games (103 starts)...Averaged a double-double in both of his final two Knicks seasons (12.0 ppg and 11.5 rpg in 2000-01; 11.1 ppg and 11.1 rpg in 2001-02)...**Ranks fifth on all-time Knicks career list in blocks (376)...**Shot .500-plus twice as a Knick: .521 in 1998-99 and career-high .524 (third in NBA, just ahead of teammate Kurt Thomas at .511) in 2000-01...**Point high as a Knick is 27 vs. Boston, Mar. 1, 2001; rebound high with NYK is 23 vs. Phoenix, Feb. 23, 2001**...Limited to just 29 games in final season of first Knicks stint (2001-02) due to torn muscle (iliopsoas) and bone contusion of the right hip, suffered on Feb. 1, 2002 at Indiana and sidelining him for the rest of the season.

Class Of '99: As a third-year pro, made immediate impact in first Knicks season of 1998-99 as main factor in Knicks' drive to the Eastern Conference title, adding game-changing athleticism and defensive presence to NYK lineup... Came off the bench in 46 games during the lockout-shortened regular season with 7.2 ppg, 5.5 rpg and 1.61 bpg (15th in NBA) over 20.5 mpg...Led Knicks in rebounds eight times and had four double-doubles...Season-highs 22 pts vs. Heat on May 5, 15 rebounds vs. Celtics on Mar. 20...Shot .521 on the season as two-time winner of Sharp Electronics Sharpshooter of the Month award (.514 in March, .554 in April)...Missed four games due to strained left groin...Vital force in memorable Playoff run to The Finals, averaging 10.4 ppg, 7.7 rpg, 1.90 bpg with .566 shooting over 25.5 mpg in the Knicks' 20 post-season games...Started three games (last three games of Finals vs. Spurs), his first career starts with NYK...Ranked fourth in FG percentage (.566) and 18th in rebounding (7.7) on '99 NBA Playoff leader board...Dominant performance in East Finals vs. Pacers earned consideration by many (incl. Pacers coach Larry Bird) as series MVP: notched 14.3 ppg, 10.7 rpg and 3.00 bpg with .577 shooting (30-52 FGA) in six-game win over Indiana...Established Knicks Playoff records for steals (13) and blocks (18) in a six-game series...Had 9.6 ppg and 7.8 rpg in The Finals vs. Spurs, starting the last three games in wake of Ewing achilles injury...**Rejoins NYK teammate Kurt Thomas on 2012-13 squad, as only remaining active members of Knicks' '99 East titlists.**

2011-12 (Blazers-Rockets): Split season between Blazers and Rockets, averaging 4.9 ppg, 9.0 rpg and 1.44 bpg over 22.9 mpg in 59 games (53 starts)...Shot .446 (128-287 FGA) from the field...**Ranked 15th in NBA in rebounds (9.0) and 17th in blocks (1.44)...** Played in 40 games (all starts) for Blazers, 19 games (13 starts) for Rockets...**Season Highs: Points: 14, twice; Assists: 6 (Portland vs. Philadelphia, Dec. 26); Rebounds: 22 (Portland vs. Memphis, Jan. 24)...**Overall on the season, had seven double-doubles and 23 double-figure rebound games...Notched three 20-plus rebound games (all with Blazers): season-high 22 on Jan. 24 vs. Grizzlies, 20 on Jan. 27 vs. Suns, 20 on Feb. 4 vs. Nuggets. .Led Blazers in rebounds 20 times, Rockets 11 times...Became first Trail Blazer since Arvydas Sabonis in 1997-98 to record three 20-plus rebound games...Went scoreless (0-4 FGA) in 20-board game vs. Suns, Jan. 27...Season-high six blocks for Rockets on Mar. 30 vs. Grizzlies, also had three, five-block games...Missed three games with Blazers due to sprained left ankle, missed two games with Rockets due to sore lower back.

Career Highlights: 1996-97: Named to NBA All-Rookie First Team, scoring a career-high 14.8 ppg.. .Scored a career-high 37 points for Raptors vs. Atlanta, Mar. 23, 1997...**2002-03:** In first of six seasons in Denver, missed 52 games due to injury (38 due to hip surgery, 12 due to sprained ankle)...**2005-06:** Missed 18 games due to right finger sprain/fracture...**2007-08:** Averaged a career-high 13.1 rpg (second in NBA to Dwight Howard's 14.2) in career-high 79 games (all starts) for Denver. ..Had a career-high-tying 11 blocks with 24 rebounds (and 8 pts) vs. Jazz, Jan. 17, 2008...**2008-09:** In lone full season with Clippers, missed 19 games due to injury (10 with sprained left ankle, four with inner ear infection)...**2010-11:** In lone full season with Blazers, had team-highs 10.3 rpg and 1.56 bpg in 59 games (51 starts)... One of two players in Western Conference to average 10.0 rebounds and 1.50 blocks (Pau Gasol)...Only the second player in NBA history to average at least 10.0 rebounds (10.3) and play at least 50 games (59) at 37 years of age or older (Robert Parish).

Community Corner: Finalist for 2010-11 J. Walter Kennedy Citizenship Award (won by Lakers' Metta World Peace), as voted by Pro Basketball Writers Association... Supports Children's Cancer Association through the "Block Out Cancer" program through donation program...In early years of career, formed the Cambyland Foundation, which supported education related initiatives...Three-time winner of Nuggets' Chopper Travaglini Award for community involvement (2004, 2005, 2006)...Honored with National Basketball Wives Association Community Service Award at 2005 All-Star Weekend in Denver...**Winner of NBA Community Assist Award for Jan. 2005...**Traveled to South Africa on NBA Basketball Without Borders goodwill tour in 2005.

As A Collegian: Averaged 15.1 ppg, 7.0 rpg and shot .501 in honor-laden, three-year career at UMass, capped in **1995-96,** when he was named Wooden Award winner, Naismith Award winner and *Sporting News* College Player of the Year and All-America First Team...That year, scored a career-high 20.5 ppg in leading UMass to 35-2 record and first-ever trip to NCAA Final Four...Early-entry candidate for 1996 NBA Draft following junior season.

Personal: Marcus D. Camby...Married with two daughters...Majored in education at Massachusetts...Aspires to be an elementary school principal following his playing career...Honored as New York magazine's Athlete of the Year for his efforts both on and off the court in Dec. 1999...Basketball idol as a youth was Julius Erving...Enjoys fishing, bowling and cars.

TYSON CHANDLER

Height: 7'1"
Weight: 240 lbs.
Born: Oct. 2, 1982 Hanford, CA

High School: Dominguez HS (CA)

Years Pro: 11
Position: Center

NBA REGULAR SEASON RECORD

Season	Team	G	Min	FGM	FGA	Pct.	3P	3PA	Pct.	FTM	FTA	Pct.	Off	Def	Tot	Ast	Stl	TO	Blk	Pts	RPG	APG	PPG
01-02	CHI	71	1389	151	304	.497	0	0	---	134	222	.604	114	229	343	54	28	99	93	436	4.8	0.8	6.1
02-03	CHI	75	1827	257	484	.531	0	0	---	177	291	.608	169	345	514	76	37	135	106	691	6.9	1.0	9.2
03-04	CHI	35	782	67	158	.424	0	1	.000	79	118	.669	82	188	270	23	17	38	43	213	7.7	0.7	6.1
04-05	CHI	80	2189	207	419	.494	0	2	.000	226	336	.673	261	514	775	65	69	118	141	640	9.7	0.8	8.0
05-06	CHI	79	2121	160	283	.565	0	1	.000	97	193	.503	265	449	714	81	41	123	104	417	9.0	1.0	5.3
06-07	NOH	73	2525	292	468	.624	0	1	.000	106	201	.527	320	584	904	66	37	126	129	690	12.4	0.9	9.5
07-08	NOH	79	2783	377	605	.623	0	1	.000	175	295	.593	322	606	928	81	45	136	84	929	11.7	1.0	11.8
08-09	NOH	45	1445	160	283	.565	0	0	---	77	133	.579	163	230	393	22	15	70	56	397	8.7	0.5	8.8
09-10	CHB	51	1163	109	190	.574	0	0	---	115	157	.732	114	206	320	16	17	91	55	333	6.3	0.3	6.5
10-11	DAL	74	2058	266	407	.654	0	0	---	216	295	.732	206	486	692	32	36	88	80	748	9.4	0.4	10.1
11-12	NYK	62	2061	241	355	.679	0	2	.000	217	315	.689	212	400	612	56	56	102	89	699	9.9	0.9	11.3
Totals		**724**	**20343**	**2287**	**3956**	**.578**	**0**	**8**	**.000**	**1619**	**2556**	**.633**	**2228**	**4237**	**6465**	**572**	**398**	**1126**	**980**	**6193**	**8.9**	**0.8**	**8.6**

NBA PLAYOFFS RECORD

Season	Team	G	Min	FGM	FGA	Pct.	3P	3PA	Pct.	FTM	FTA	Pct.	Off	Def	Tot	Ast	Stl	TO	Blk	Pts	RPG	APG	PPG
04-05	CHI	6	172	32	46	.696	0	0	---	32	46	.696	29	29	58	8	1	8	13	96	9.7	1.3	16.0
05-06	CHI	6	104	3	10	.300	0	0	---	3	10	.300	8	19	27	3	2	6	2	9	4.5	0.5	1.5
07-08	NOH	12	412	10	16	.625	0	0	---	10	16	.625	45	78	123	5	5	10	20	30	10.3	0.4	2.5
08-09	NOH	4	94	3	6	.500	0	0	---	3	6	.500	8	13	21	17	2	8	1	9	5.3	4.3	2.3
09-10	CHB	4	60	2	3	.667	0	0	---	2	3	.667	3	7	10	16	2	4	3	6	2.5	4.0	1.5
10-11	DAL	21	679	53	78	.679	0	0	---	53	78	.679	79	114	193	77	13	14	19	159	9.2	3.7	7.6
11-12	NYK	5	167	11	25	.440	0	0	---	9	15	.600	18	27	45	4	7	15	7	31	9.0	0.8	6.2
Totals		**58**	**1688**	**114**	**184**	**.620**	**0**	**0**	**---**	**112**	**174**	**.644**	**190**	**287**	**477**	**130**	**32**	**65**	**65**	**340**	**8.2**	**2.2**	**5.9**

CAREER HIGHS

Minutes	50	vs. DAL	Dec. 1, 2007	**FTM**	14	at ORL	Nov. 5, 2003	**Assists**	6	at NYK	Apr. 11, 2002
FGM	10		Done 4 times	**FTA**	16		Done 2 times	**Steals**	5	vs. ATL	Mar. 18, 2003
FGA	17		Done 2 times	**Off. Reb.**	12		Done 2 times	**Turnovers**	8	at SAS	Dec. 11, 2009
3-Point FGM	0			**Def. Reb.**	16		Done 2 times	**Blocked Shots**	7		Done 3 times
3-Point FGA	1		Done 8 times	**Tot. Reb.**	23	at MEM	Feb. 13, 2007	**Points**	27	vs. POR	Dec. 31, 2002

As A Professional: NBA's reigning Defensive Player of the Year (first in Knicks franchise history) and field goal percentage leader plus two-time NBA All-Defensive selection is currently in his 12th NBA season (second with NYK)... Joined Knicks just prior to 2011-12 season in sign-and-trade deal with Dallas, whom he helped lead to 2011 NBA Championship...**KIA NBA Defensive Player of the Year in 2011-12; NBA All-Defensive Second Team selection in each of last two seasons (2010-11 with Mavs, 2011-12 with Knicks); All-NBA Third Team in 2011-12...**In 11 NBA seasons (Knicks are his fifth team), Tyson has averaged 8.6 ppg, 8.9 rpg, 1.35 bpg and has shot .578 from the field over 28.1 mpg in 724 games (527 starts)...**Has ranked among NBA Top 15 in rebounding six times (second in NBA with career-high 12.4 rpg in 2006-07; ninth with 9.9 rpg for Knicks in 2011-12)...** Has ranked among NBA Top 25 in blocks six times...Has shot .600-plus from the field in four of last six seasons and has ranked in NBA Top Two in FG percentage twice (second with .623 for Hornets in 2007-08; first with Knicks team record .679 in 2011-12)... **League-leading .679 FG percentage in 2011-12 established a Knicks club record and was the third-best single-season FG percentage mark in NBA history...**Has shot a blistering .626 (1,445-2,308 FGA) from the floor over the last six seasons...**Owns Hornets franchise marks for most rebounds in a season (928 in 2007-08) and a game (career-high 23 on Feb. 13, 2007 at Memphis; shares mark with Larry Johnson)...**Started each of his 197 career games as a Hornet...Led NBA in offensive rebounding in both 2006-07 (4.4) and 2007-08 (4.1)...**Hornets' career leader in FG percentage (.611 on 829-1,356 FGA), with single-season team record .624 in 2006-07...**Has averaged 7.0 ppg and 8.2 rpg in 58 career Playoff games (42 starts)...Notched 9.7 ppg and 8.8 rpg in 2011 Finals vs. Heat...**Member of gold medal-winning 2012 U.S. Olympic team...**Quoting Tyson on Tyson: "I'm the type of player that when you talk about me, it makes me a little uncomfortable. I try to go out and execute what my coach wants me to do and go out there and fight for my teammates. I'm always looking at and judging my performance by the way my coach and my teammates feel. For them to say the things they've been saying is very humbling, honestly."...**Drafted out of high school by Clippers in first round of 2001 NBA Draft (second pick overall, following Kwame Brown by Washington); draft rights traded with Brian Skinner to Bulls for Elton Brand, Jun. 27, 2001.**

TYSON CHANDLER / C

Nathaniel S. Butler, NBAE/Getty Images

2011-12 (Knicks): KIA NBA Defensive Player of the Year...NBA All-Defensive Second Team...All-NBA Third Team... Championship pedigree and game-changing defensive ability enabled him to become **first player in Knicks history to win KIA NBA Defensive Player of the Year honors**...Also named to **2011-12 NBA All-Defensive Second Team (second straight year) and to 2011-12 All-NBA Third Team (joined teammate Carmelo Anthony with first career All-NBA selection)**...Became only the second Knick in franchise history to **lead the NBA in field goal percentage (club record .679)**, joining Kenny Sears in 1958-59 and 1959-60... **Season Highs: Points: 25 (Feb. 8 at Washington): Assists: 3, twice; Rebounds: 17, three times; Blocks: 6 (Dec. 25 vs. Boston)...** Over 62 games (all starts), Tyson averaged 11.3 ppg, 9.9 rpg (ninth in NBA) and 1.44 bpg (19th)...Had career-high .679 FG percentage; scoring average (11.3) was second-highest of career (11.8 with Hornets in 2007-08); rebound average (9.9) was highest since he averaged 11.7 for Hornets in 2007-08...Led Knicks in scoring four times, rebounds 37 times...Recorded six 20-plus scoring games and team-high 20 double-doubles...Had eight games with at least 15 rebounds (season-high 17 boards, three times)...Averaged 3.42 offensive rpg (season-high 10 offensive boards, four shy of Knicks club mark, on Apr. 8 vs. Bulls), including 18 games with at least five offensive boards...Logged 40-plus minutes six times; DQd team-high three times...Played in 700th career game on Mar. 6 at Dallas, scored 6,000th career point on Mar. 20 vs. Raptors...Missed two games in early Mar. due to strained left hamstring. Rest-related DNP (CD) on Apr. 22 at Atlanta; did not dress (CD) in season finale at Charlotte, Apr. 26...**DEE-FENSE: Named 2011-12 KIA NBA Defensive Player of the Year, becoming first Knick ever to win the award since its inception in 1983...**Garnered 311 total points (45 first-place votes) in media balloting, outdistancing Serge Ibaka of Oklahoma City (294 pts) and Dwight Howard of Orlando (186)...Broke Howard's three-year hold on the award (finished third in balloting to Howard and Boston's Kevin Garnett in 2010-11)... Also named to **2011-12 NBA All-Defensive Second Team for second straight season...Among The All-Timers: Tyson's League-leading .679 FG percentage established a Knicks club record and was the third-best single-season FG percentage mark in NBA history...**Smashed prior Knicks mark of .600 (240-400 FGA) by David Lee in 2006-07...Became only the second Knick to lead the NBA in FG percentage, joining Kenny Sears, who led NBA in back-to-back seasons (.490 in 1958-59, .477 in 1959-60)...**His .679 FG percentage was the third-highest single-season mark in NBA history (among qualifiers only), trailing only Hall of Famer Wilt Chamberlain, who recorded .727 (426-586 FGA) for the Lakers in 1972-73 and .683 (785-1,150 FGA) for the 76ers in 1966-67... ON THE LEADER BOARD: Led the NBA with team-record .679 FG percentage.**..Also finished ninth in League in rebounding (9.9), and 19th in blocks (1.44)...Ranked among NBA Top 15 in rebounding for the sixth time in his career, among NBA Top 25 in blocks for the sixth time, as well...**Key Games:** Main factor in win at Sacramento, Dec. 31, with 22 points (6-8 FGA, 10-10 FTA)...Led the way in 33-point rout of Bobcats, Jan. 24, with team-highs 20 points (9-10 FGA) and season-high-tying 17 rebounds...**Season-high 25 points (7-12 FGA, 11-14 FTA) -- two shy of career high - in win at Washington, Feb. 8...**Key figure in win over Lakers with nine points (4-5 FGA) and 11 rebounds, Feb. 10, holding All-Star center Andrew Bynum to three points on 1-8 FGA...In emotional return to Dallas, played in 700th career NBA game and received 2011 NBA Championship ring from Mavs in pre-game ceremony, Mar. 6....Main force in OT Easter ABC win over Bulls, Apr. 8, with eight points (3-4 FGA) and 16 rebounds (season-high 10 offensive) in season-high 44 minutes. Saved Knicks' final possession with two offensive rebounds in final seconds of OT, leading to Anthony's game-winning three-point bomb with 8.2 seconds left...Main cog in vital win at Milwaukee, Apr. 11, with 19 points on perfect shooting night (6-6 FGA, 7-7 FTA), Knicks' season-high "best perfect" shooting game with 6-6 FGA.

In The Playoffs: Notched 6.2 ppg, 9.0 rpg and 1.40 bpg, shooting .440 (11-25 FGA) over 33.4 mpg in the five games (all starts) vs. Heat...Led Knicks in rebounds twice; had two 10-plus rebound games and one double-double...Scoreless (0-3 FGA) with three rebounds in Game One loss; picked up flagrant foul late in second qtr...Series-high 13 points (6-8 FGA) in Game Two...Hauled in game-and-series-high 15 rebounds (six offensive) - highest rebound effort for either team in the series - with 10 points in Game Three loss (13th career Playoff double-double)...Nine rebounds and one point (0-2 FGA, 1-2 FTA) in Game Four win (33 mins, DQ)...Game-high 11 rebounds with seven points, adding four blocks and three assists (both tying career Playoff highs) over series-high 41 minutes in Game Five loss.

U-S-A: Averaged 4.0 ppg, 4.0 rpg and shot 14-20 FGA (.700) over 11.3 mpg for gold medal-winning U.S. squad in eight games (all starts) at 2012 London Olympics... Had 32 total rebounds, with half (16) off the offensive glass...Olympic highs eight points (3-5 FGA) and nine rebounds in tourney opener vs. France, Jul. 29...Scored two points with one rebound in nine minutes in gold medal win over Spain, August 12....Joined Knicks teammate Carmelo Anthony as 2012 Olympic gold medalists.

Year-By-Year: 2001-02 (Bulls): Making NBA debut at age 19, appeared in 71 games (31 starts) with 6.1 ppg and 4.8 rpg over 19.6 mpg...Among NBA rookies, finished sixth in rebounds (4.8) and fifth in blocks (1.31)...Ranked 24th overall in NBA in blocks...Seven double-doubles...**Dished off career-high six assists, adding 16 pts and 15 rebounds, in win over Knicks at MSG, Apr. 11, 2002**... Missed seven games due to injury, including sprained right ankle, mid-back strain and hyper-extended left pinky...DNP (CD) four times.

2002-03 (Bulls): Averaged 9.2 ppg, 6.9 rpg over 24.4 mpg in 75 games (68 starts)...Ranked 22nd in NBA in blocks (1.41)...Had four 20-plus scoring games and 13 double-doubles...**Scored a career-high 27 points on Dec. 31, 2002 vs. Blazers,** adding 18 rebounds... Played for Sophomore squad (4 pts, 6 reb, 17 mins) in win over Rookies in T-Mobile Rookie Challenge at Atlanta All-Star Weekend... Missed six games due to esophagitis.

2003-04 (Bulls): Played in a career-low 35 games (eight starts) in injury-shortened season...Notched 6.1 ppg, 7.7 rpg over 22.3 mpg... Six double-doubles...Led Bulls in rebounding 15 times...Season-high 22 points on Nov. 5 at Orlando...**Missed a total of 47 games, including 43 due to low back pain** (on injured list for 31 games)...DNP (CD) twice.

2004-05 (Bulls): Rebounded from injury-marred prior season to play in a career-high 80 games (10 starts) with 8.0 ppg, 9.7 rpg and 1.76 bpg over 27.4 mpg...Ranked 10th in NBA in rebounding (9.7), 13th in blocks (1.76)...Team-high 21 double-doubles...Recorded four 20-plus rebound games, with season-high 22 boards on Apr. 6 at Orlando...Missed one game due to personal reasons and spent one game on injured list (left ankle sprain)...Made NBA Playoff debut with 11.7 ppg and 9.7 rpg in six games off the bench in first-round loss to Wizards.

2005-06 (Bulls): In his fifth and final year in Chicago, appeared in 79 games (50 starts) with career-low 5.3 ppg, 9.0 rpg and 1.32 bpg in 26.8 mpg...Ranked 15th in NBA in rebounding (9.0), 20th in blocks (1.32)...Notched nine double-doubles...Season-best 15 points at Indiana, Jan. 21...Notched an NBA season-high 11 offensive rebounds (20 total) on Jan. 27 vs. Wizards...Season-high 21 rebounds on Mar. 24 vs. Hornets. . Missed three games with right ankle sprain...Came off the bench in all six games of first-round Playoff loss to Heat with 1.8 ppg and 4.5 rpg over 17.3 mpg...**Traded to Hornets for P.J. Brown and J.R. Smith, Jul. 14, 2006.**

2006-07 (Hornets): In first of three seasons as a Hornet, ranked second in NBA with career-high 12.4 rpg (second to Minnesota's Kevin Garnett, 12.8)... Over 73 games (all starts), notched 9.5 ppg, 12.4 rpg , 1.77 bpg and .624 shooting over 34.6 mpg...Career-highs in rebounding (12.4, second in NBA) and blocks (1.77, 13th in NBA)...Notched 34 double-doubles...Led NBA with 4.4 offensive rpg...Recorded five 20-plus rebound games, tops in NBA...Established then-club mark with 904 total rebounds, would break own mark the following season...Shot .624 on 292-468 FGA, falling four FGM shy of qualifying for NBA leader board (would have led League in FG percentage)...Season-high 22 points with 22 rebounds on Mar. 23 vs. Lakers...**Hauled in a franchise record-tying and career-high 23 rebounds (with franchise mark 12 offensive) on Feb. 13, 2007 at Memphis. Matched single-game Hornets rebound mark (Larry Johnson's 23 vs. Wolves on Mar. 10, 1992)...**Missed nine games due to injury (one with mild concussion, one with flu-like symptoms and season's last seven games with sore left big toe).

2007-08 (Hornets): Scored a career-high 11.8 ppg and ranked **third in NBA with 11.7 rpg** over 35.2 mpg (career-high 2,783 total minutes) in 79 games (all starts), helping lift Hornets to 56-win season and Southwest Division crown...**Shot .623 from the field (377-605 FGA) and ranked second in NBA in FG percentage (to Warriors' Andris Biedrins, .626)...Hauled in career-high 928 total rebounds for Hornets single-season franchise record, breaking his own mark of 904 set the year before...**Recorded 38 double-doubles and four 20-plus rebound games...Led NBA in offensive rebounding (4.1) for second straight year, and tied his own franchise mark with 12 offensive rebs on Dec. 17, 2007 at Portland...Set Hornets mark with 17 rebounds in one half (first) vs. Sonics, Jan. 16, 2008...Logged career-high 50 minutes vs. Mavericks, Dec. 1, 2007...Started all 12 Hornets' post-season games vs. Mavs and Spurs with 8.0 ppg and 10.3 rpg over 34.3 mpg.

2008-09 (Hornets): In final season with Hornets, notched 8.8 ppg and 8.7 rpg with .565 shooting over 32.1 mpg in 45 games (all starts) in injury-shortened campaign...Had 15 double-doubles...Season-high 17 rebounds vs. Pistons, Feb. 25...Had 14 pts, 9 rebs and game-winning basket on Feb. 27, 2009 vs. Bucks...Played through pain as he was dogged by foot, ankle and toe injuries throughout season (traded to Oklahoma City for Joe Smith, Chris Wilcox and DeVon Hardin on Feb. 17, 2009; trade voided when he failed physical due to turf toe injury)...Started four games in five-game first-round Playoff loss to Nuggets with 3.8 ppg and 5.3 rpg over 23.5 mpg, still hampered by foot injury...**Traded to Bobcats for Emeka Okafor, Jul. 28, 2009.**

2009-10 (Bobcats): In only season in Charlotte, helped lead Bobcats to first post-season berth in franchise history with 6.5 ppg, 6.3 rpg and .574 shooting over 22.8 mpg in 51 games (27 starts) in second straight injury-riddled season...Five double-doubles...Season-highs 16 points on Apr. 7 at New Orleans, 14 rebounds on Dec. 20 at New York...Missed 29 games due to injury: 22 with stress reaction, left foot; seven with soreness, left foot/ankle....Came off the bench in all four Playoff games in first-round loss to Magic with 3.5 ppg and 2.5 rpg over 15.0 mpg...**Traded with Alexis Ajinca to Mavericks for Erick Dampier, Eduardo Najera, Matt Carroll and cash, Jul. 13, 2010.**

2010-11 (Mavericks): NBA All-Defensive Second Team... Helped lift Mavericks to NBA Championship, earning NBA All-Defensive Second Team honors...Finished third in balloting for 2010-11 Kia NBA Defensive Player of the Year honors, behind winner Dwight Howard of Orlando and runnerup Kevin Garnett of Boston...In his only season in Dallas, averaged 10.1 ppg, 9.4 rpg (10th in NBA), 1.08 bpg (26th in NBA) and shot .654 (266-407 FGA) over 27.8 mpg in 74 games (all starts)...Had 18 double-doubles, four 20-plus scoring games...Season-high 23 points at Washington, Feb. 26; season-high 18 rebounds five times...Ranked 10th in NBA in rebounding (9.4), 26th in blocks (1.08); failed to qualify for leader board in FG percentage (fell 34 FGM short)...Led Mavs in rebounds 36 times... Season-high-tying 18 rebounds on Dec. 1 vs. Wolves, including team-record 14 in one quarter (third)...Missed eight games due to injury, including three in Mar. with sprained right ankle and two in Apr. with lower back contusion...Started all 21 Mavs' Playoff games in Dallas' drive to title with 8.0 ppg, 9.2 rpg and .582 shooting (57-98 FGA) over 32.4 mpg...Had six double-figure scoring games and three double-doubles...Hauled in a Playoff career-high 20 rebounds (with 14 pts) in Game Five of first round vs. Blazers (Apr. 25, 2011)...Averaged 9.7 ppg, 8.8 rpg and shot .594 (19-32 FGA) over 37.3 mpg in six Finals games vs. Heat...Had 13 pts and 16 rebounds in series-turning Game Four win at Dallas, Jun. 7...**Became free agent. Jul. 1, 2011; joined Knicks via sign-and-trade in three-way deal involving Washington, Dec. 10, 2011.**

Community Corner: Very active in the community and has made several substantial anonymous donations to local causes that primarily focus on families dealing with unexpected tragedy, loss or poverty...Received honorable mention among *The Sporting News* "Good Guys in Sports" in 2003...Joined teammates Renaldo Balkman, Carmelo Anthony, Landry Fields, Jared Jeffries, Iman Shumpert, Amar'e Stoudemire and Bill Walker to host a clinic for 100 children to celebrate NBA FIT Live Healthy Week in conjunction with Garden of Dreams Foundation, Jan. 30, 2012 at MSG Training Center...Joined the rest of his teammates to celebrate the holidays with 150 Garden of Dreams Children at the GDF Holiday Launch party at MSG Training Center, Dec. 19, 2011...Joined the rest of his teammates along with the Knicks coaching staff, alumni and a galaxy of A-list celebrities at the 13th annual Knicks Bowl at Chelsea Piers, Mar. 2, 2012, the gala, star-studded event that has raised over $1.9 million for the Garden of Dreams Foundation...Active in the past with Special Olympics and the Susan G. Komen Race for the Cure...In Nov. 2008 in New Orleans, helped launch the FITSchools program, which promotes healthy lifestyles among youth.

Personal: Tyson Cleotis Chandler...Tyson and wife Kimberly have three children, Sacha, Tyson Cleotis II and Sayge....As a senior at Dominguez High School in Compton, Calif., was named to the Parade Magazine All-American First Team and USA Today All-USA Second Team, as well as USA Today California Player of the Year...Averaged 26 points, 15 rebounds and eight blocks as a senior, leading Dons to a 31-4 record and third straight CIF Division II State Championship...In summer 2010, won a gold medal while representing Team USA in the FIBA World Championships in Istanbul, averaging 2.6 ppg, 2.7 rpg and shooting .643 in nine games... Averaged 2.1 ppg and 3.6 rpg over 8.6 mpg for Team USA at 2007 FIBA Americas Men's Championship, helping the team win gold medal and secure a berth at 2008 Olympics.

RAYMOND FELTON

Height: 6'1"
Weight: 205 lbs.
Born: Jun. 26, 1984
Marion, SC

High School: Latta (Latta, SC)
College: North Carolina

Years Pro: 7
Position: Guard

NBA REGULAR SEASON RECORD

Season	Team	G	Min	FGM	FGA	Pct.	3P	3PA	Pct.	FTM	FTA	Pct.	Off	Def	Tot	Ast	Stl	TO	Blk	Pts	RPG	APG	PPG
05-06	CHB	80	2406	345	883	.391	97	271	.358	161	222	.725	77	188	265	446	102	182	8	948	3.3	5.6	11.9
06-07	CHB	78	2832	393	1024	.384	103	312	.330	204	256	.797	51	216	267	545	118	230	10	1093	3.4	7.0	14.0
07-08	CHB	79	2972	412	997	.413	56	200	.280	260	325	.800	37	199	236	583	96	213	12	1140	3.0	7.4	14.4
08-09	CHB	82	3086	442	1083	.408	59	207	.285	219	272	.805	54	256	310	553	126	228	30	1162	3.8	6.7	14.2
09-10	CHB	80	2643	388	846	.459	60	156	.385	132	173	.763	53	235	288	446	123	168	22	968	3.6	5.6	12.1
10-11	NYK/DEN	75	2737	427	1005	.425	116	329	.353	194	241	.805	48	221	269	625	125	221	11	1164	3.6	8.3	15.5
11-12	POR	60	1906	261	642	.407	62	203	.305	100	124	.806	27	122	149	390	78	170	10	684	2.5	6.5	11.4
Totals		**534**	**18582**	**2668**	**6480**	**.412**	**553**	**1678**	**.330**	**1270**	**1613**	**.787**	**347**	**1437**	**1784**	**3588**	**768**	**1412**	**103**	**7159**	**3.3**	**6.7**	**13.4**

NBA PLAYOFFS RECORD

Season	Team	G	Min	FGM	FGA	Pct.	3P	3PA	Pct.	FTM	FTA	Pct.	Off	Def	Tot	Ast	Stl	TO	Blk	Pts	RPG	APG	PPG
09-10	CHB	4	130	17	42	.405	4	13	.308	9	12	.750	3	7	10	20	2	6	0	47	2.5	5.0	11.8
10-11	DEN	5	152	18	50	.360	4	16	.250	18	24	.750	0	9	9	21	6	10	0	58	1.8	4.2	11.6
Totals		**9**	**282**	**35**	**92**	**.380**	**8**	**29**	**.276**	**27**	**36**	**.750**	**3**	**16**	**19**	**41**	**8**	**16**	**0**	**105**	**2.1**	**4.6**	**11.7**

CAREER HIGHS

Minutes	57	vs. LAL	Dec. 29, 2006	**FTM**	13	vs. WAS	Nov. 21, 2007	**Assists**	19	at IND	Dec. 30, 2006
FGM	13		Done 2 times	**FTA**	16	vs. WAS	Nov. 21, 2007	**Steals**	7		Done 2 times
FGA	24	vs. LAL	Dec. 29, 2006	**Off. Reb.**	5	vs. MIL	Jan. 13, 2006	**Turnovers**	9	vs. CLE	Mar. 20, 2007
3-Point FGM	6	at NOH	Mar. 14, 2011	**Def. Reb.**	10	at LAL	Jan. 27, 2009	**Blocked Shots**	2		Done 11 times
3-Point FGA	11	at DET	Nov. 28, 2010	**Tot. Reb.**	11	at LAL	Jan. 27, 2009	**Points**	35	at GSW	Nov. 19, 2010

As A Professional: Veteran floor leader and three-point marksman rejoined Knicks - for whom he authored the bulk of perhaps his finest NBA season in 2010-11 - via trade with Portland in summer 2012...Currently in his eighth NBA season, has played for Bobcats (five years), Nuggets and Blazers in addition to Knicks...NBA career averages of 13.4 ppg, 6.7 apg and 1.44 spg over 534 games (479 starts)...**Has ranked among NBA Top 20 in assists in each of the last six seasons (sixth with career-high 8.3 for Knicks/ Nuggets in 2010-11; 12th with 6.5 for Blazers in 2011-12)...Has ranked among NBA Top 20 in steals in four of the last six seasons...**Bobcats' all-time franchise leader in assists (2,573) and 3PT FG (375)...Owns six career 30-plus scoring games (one with NYK; career-high 35 pts at Golden State, Nov. 19, 2010)...**Has recorded one career triple-double (for Knicks at Phoenix on Jan. 7, 2011; 23 pts, 11 ast, 10 reb)**...Is 553-1,678 (.330) career from three-point range with two career 100-plus home run seasons (career high 116 3PT FGM for NY-Den in 2010-11)...Has one career four-point play (for Knicks vs. Golden State on Nov. 10, 2010)...**Career .787 FT shooter has shot .800-plus from the stripe in four of last five seasons, with 905-1,135 FTA (.797) in that span...**Model of durability appeared in at least 75 games in each of first six NBA seasons, then played in 60 (of 66) games for Blazers in shortened 2011-12 campaign; has appeared in 80-plus games three times...Helped lead Bobcats to first NBA Playoff berth in franchise history in 2009-10...Named to NBA All-Rookie Second Team in 2005-06 and finished fourth in T-Mobile Rookie of the Year voting...Three-time T-Mobile NBA Eastern Conference Rookie of the Month (Feb, March, April) in 2005-06...Played in 2007 T-Mobile Rookie Challenge at Las Vegas...Has averaged 11.7 ppg, 4.6 apg in nine career Playoff games (four starts)...**Early entry candidate in 2005 NBA Draft following junior season at North Carolina; selected by Bobcats in first round (fifth overall)...**One of four Tar Heels selected within the first 14 picks of the '05 Draft (with Marvin Williams, Sean May and Rashad McCants).

2011-12 (Blazers): In lone season in Portland, averaged 11.4 ppg, 6.5 apg (12th in NBA) and 1.30 spg over 31.8 mpg in 60 games (56 starts)...Shot .407 (261-642 FGA) from the field, .305 (62-203) from Downtown...Went 100-124 FTA (career-high .806)...**Season Highs: Points: 30 (Apr. 6 at Dallas); Assists: 12 (Jan. 16 at New Orleans); Rebounds: 9 (Apr. 2 vs. Utah)**...Led Blazers in assists 46 times, scoring three times...**Ranked 12th in NBA in assists (6.5)...**Despite career-low scoring average (11.4), had six 20-plus scoring games and one 30-plus effort (season-high 30 pts on 12-18 FGA in OT win at Dallas, Apr. 6)...Notched eight double-figure assist games, including season-high 12 at New Orleans, Jan. 16...Missed three games with injury in season's final weeks (left foot/Achilles)...**Traded to Knicks with Kurt Thomas, Jul. 16, 2012.**

RAYMOND FELTON / G

Year-By-Year: 2005-06 (Bobcats): NBA All-Rookie Second Team... Named to NBA All-Rookie Second Team and finished fourth in T-Mobile Rookie of the Year voting (won by Hornets' Chris Paul)...Three-time T-Mobile NBA Eastern Conference Rookie of the Month (Feb, March, April)...Averaged 11.9 ppg and 5.6 apg (21st in NBA) over 30.1 mpg in 80 games (54 starts)...Went 97-271 (.358) from Downtown...Had 11 20-plus scoring games and two 30-plus games...Double-figure assists 14 times...Among NBA rookies, finished fourth in scoring (11.9), second in assists (5.6)...Led Bobcats in scoring 13 times, assists 27 times...Season-highs 31 points on Feb. 25 at Phoenix, 14 assists on Apr. 17 vs. Knicks at MSG...Missed two games due to injury (sprained right big toe, abdominal strain).

2006-07 (Bobcats): Standout sophomore campaign with 14.0 ppg and 7.0 apg (10th

Dave Saffran, MSG Photos

in NBA) over 36.3 mpg in 78 games (75 starts)...Ranked 14th in NBA with 1.51 spg...Went 103-312 (.330) from Downtown...Had 11 20-plus scoring games and 13 double-figure assist games...Bobcats were 9-2 when he had a pts-ast double-double...Led Bobcats in scoring 13 times, assists 45 times...Season-high 24 points on Mar. 10 vs. Grizzlies...Enjoyed remarkable two-day stretch just prior to New Year's: Logged **career-high and NBA season-high 57 minutes** in 3OT win over Lakers, Dec. 29, 2006 (22 pts, 15 ast). Just 24 hours later, **dished off a career-high 19 assists at Indiana, Dec. 30, 2006...**Scored 17 points with six assists for Sophomores in T-Mobile Rookie Challenge at NBA All-Star 2007 in Las Vegas...Missed four games due to injury (two in Jan. with sprained left ankle).

2007-08 (Bobcats): Fine all-around season with 14.4 ppg and 7.4 apg (seventh in NBA) over 37.6 mpg (22nd in NBA) in 79 games (all starts)..., Had 13 20-plus scoring games and 19 double-figure assist games...Led Bobcats in scoring eight times, assists 57 times... Season-highs 29 points on Feb. 11 vs. Lakers, 15 assists on Jan. 14 vs. Nuggets...Nailed 22 straight FT, Feb. 22-Mar. 5...Missed three games due to injury (knee/ankle).

2008-09 (Bobcats): Played in all 82 games (81 starts) and logged career-high 3,086 total minutes (37.6 mpg, 15th in NBA)...Averaged 14.2 ppg , 6.7 apg (13th in NBA) and 1.54 spg (11th in NBA)...Career-high 126 total steals...Had 14 20-plus scoring games and two 30-plus games...Ten double-figure assist games...Led Bobcats in points 18 times, assists 53 times...Had 30 blocked shots after notching 30 total blocks over his first three NBA seasons...Season-high 32 points vs. Sixers, Apr. 7, 2009...Notched a career-high seven steals on Nov. 22 vs. Bucks...Season-high 14 assists on Dec. 1 vs. Timberwolves...Came within one assist of a triple-double in Jan. 27 2OT win at Lakers (21 pts, 9 ast, career-high 11 rebs).

2009-10 (Bobcats): Helped lead Bobcats to first NBA Playoff berth in franchise history, averaging 12.1 ppg, 5.6 apg (19th in NBA) and a career-high .459 from the field over 33.0 mpg in 80 games (all starts)...On NBA Leader Board, finished 19th in assists (5.6), 15th in steals (1.54), 18th in assist-to-turnover ratio (2.65) and 20th in steals-to-turnover ratio (0.73)...Had six 20-plus scoring games and five 10-plus assist games...Led Bobcats in scoring seven times, assists 50 times...Season-high 28 points (11-14 FGA, 4-4 from Downtown) on Dec. 4, 2009 at New Jersey...Season-high 11 assists three times...Broke Knicks' hearts in season's second game with 22 pts in 2OT win over NYK at Charlotte, Oct 30, 2009. Forced second OT with driving layup with :13.4 left in first OT (88-88)...Missed two games due to injury (one with sprained right ankle, one with flu-like symptoms)...Averaged 11.8 ppg, 5.0 apg and went 17-42 FGA (.405), starting all four Playoff games as Bobcats were swept in first round by Magic in first-ever post-season appearance...Scored 19 points in Game One (Apr. 18, 2010 at Orlando)...**Became free agent, Jul. 1, 2010; signed with Knicks, Jul. 12, 2010.**

2010-11 (Knicks-Nuggets): Split perhaps his best pro season between Knicks and Nuggets, making immediate impact in NY prior to being dealt to Denver in blockbuster Carmelo Anthony deal...Overall in 75 games (54 starts), averaged career-highs 15.5 ppg and 8.3 apg, shooting .425 over 36.5 mpg...116-329 (.353) from Downtown (career high 116 homers)...Played in 54 games (all starts) for Knicks, then came off the bench in 21 contests for Denver...**Ranked sixth in NBA in assists (8.3) and eighth in steals (1.67)...As A Knick:** Shined in brief Knicks tenure, averaging 17.1 ppg and 9.0 apg with .423 shooting (339-801 FGA) over 38.4 mpg as a Knick... Led Knicks in scoring seven times, assists 51 times (in 54 games)...Had 19 20-plus scoring games, and one 30-plus effort...Went 157-181 FTA (.867), including 28 consecutive FTM from Oct 30-Nov. 16...Recorded 27 double-figure assist games, including first career triple-double...Rang up six straight double-figure assist games, Dec. 12-25, with 12.3 apg (74) in span...**Scored career-high 35 points (13-17 FGA, 4-7 from Downtown) with 11 assists at Golden State, Nov. 19, 2010...**Key factor in 2OT win at Detroit, Nov. 28, with 23 points and 11 assists in 53 minutes...Scored 28 points in win over Raptors, Dec. 8, 2010. Capped night with dramatic three-point bomb that danced on the rim and finally dropped through with 2.7 seconds left to lift Knicks to 113-110 win...Dished off 17 assists (his high as a Knick).in win over Nuggets, Dec. 12...Key factor in stunning win over 29-4 Spurs, Jan. 4, with 28 points, seven assists and no turnovers in 37 minutes...**Recorded first career triple-double with 23 points (5-10 from Downtown), 11 assists and 10 rebounds at Phoenix, Jan. 7, 2011...**Tied Knicks club record by ringing up 14 assists without a turnover in win at Portland, Jan. 11... **Traded to Denver as part of three-team deal with Minnesota that brought Carmelo Anthony to Knicks, Feb. 22, 2011...**Averaged 11.5 ppg and 6.5 apg over 31.6 mpg in 21 games off the bench for Nuggets...Nuggets highs 22 points on Mar. 14 at New Orleans, 14 assists (Nuggets season high) on Apr. 9 vs. Minnesota...Had three 10-plus assist games for Nuggets...Missed two games in Mar. due to sprained left ankle...Came off the bench in all five games of Nuggets' first round Playoff loss to Thunder, with 11.6 ppg, 4.2 apg and .360 shooting (18-50 FGA) over 30.4 mpg...Double-figure scoring in four of the five games (16 pts in Game Two, Apr. 20)...**Traded to Portland as part of three-team trade with Dallas, Jun. 23, 2011.**

As A Collegian: Three-year averages of 12.5 ppg and 6.9 apg in 101 games for North Carolina...First player in Tar Heels history to record 1,000 points, 600 assists, 300 rebounds, 150 steals and 100 three-point field goals...Fourth on Tar Heels list in career assists (698) and second in assists per game (6.9)...In his final (junior) season, was named to the NCAA Final Four All-Tournament Team after helping lead North Carolina to 2005 NCAA title, averaging 13.7 points and 6.8 assists in NCAA Tourney...Named First Team All-ACC, Honorable Mention All-ACC Defensive and Third Team Associated Press All-American...As a sophomore in 2003-04, led ACC and ranked fifth in the nation with 7.1 assists...In 2002-03, became first freshman in UNC history to be voted team MVP.

Community Corner: In first Knicks stint, oversaw Felton's Phenoms ticket program which provided tickets to Knicks home games to area youth groups throughout the season...Served as a spokesperson for Big Brothers/Big Sisters of Charlotte...In conjunction with the Feed the Children Program, hosted food drives in Charlotte and in his hometown of Latta, SC.

Personal: Raymond Bernard Felton, Jr...Has two older sisters, Charmaine and Juvonna...Charmaine attended North Greenville College on a softball scholarship and Juvonna went to Claflin College on a basketball scholarship...Named Naismith Award winner by the Atlanta Tipoff Club as the 2002 National High School Player of the Year and was also Gatorade National Player of the Year...Led Latta High School to back-to-back state championships and a 104-9 record in his career...Two-time Mr. Basketball winner in South Carolina... Broke state career scoring record with 2,992 points....Helped lead the East to victory in the McDonald's All-America Game at MSG... In high school, played football (quarterback and safety) and baseball (pitcher and shortstop) for two years and ran the 100 meters one year.

JASON KIDD

Height: 6' 4"
Weight: 220 lbs.
Born: Mar. 23, 1973 San Francisco, CA
High School: Saint Joseph of Notre Dame (Alameda, CA)
College: California
Years Pro: 18
Position: Guard

NBA REGULAR SEASON RECORD

Season	Team	G	Min	FGM	FGA	Pct.	3P	3PA	Pct.	FTM	FTA	Pct.	Off	Def	Tot	Ast	Stl	TO	Blk	Pts	RPG	APG	PPG
94-95	DAL	79	2668	330	857	.385	70	257	.272	192	275	.698	152	278	430	607	151	250	24	922	5.4	7.7	11.7
95-96	DAL	81	3034	493	1293	.381	133	396	.336	229	331	.692	203	350	553	783	175	328	26	1348	6.8	9.7	16.6
96-97	DAL/PHO	55	1964	213	529	.403	61	165	.370	112	165	.679	64	185	249	496	124	142	20	599	4.5	9.0	10.9
97-98	PHO	82	3118	357	859	.416	73	233	.313	167	209	.799	108	402	510	745	162	261	26	954	6.2	9.1	11.6
98-99	PHO	50	2060	310	698	.444	45	123	.366	181	239	.757	87	252	339	539	114	150	19	846	6.8	10.8	16.9
99-00	PHO	67	2616	350	855	.409	56	166	.337	203	245	.829	96	387	483	678	134	226	28	959	7.2	10.1	14.3
00-01	PHO	77	3065	451	1097	.411	69	232	.297	328	403	.814	91	403	494	753	166	286	23	1299	6.4	9.8	16.9
01-02	NJN	82	3056	445	1138	.391	117	364	.321	201	247	.814	130	465	595	808	175	286	20	1208	7.3	9.9	14.7
02-03	NJN	80	2989	515	1244	.414	126	370	.341	339	403	.841	110	394	504	711	179	296	25	1495	6.3	8.9	18.7
03-04	NJN	67	2450	368	959	.384	94	293	.321	206	249	.827	85	343	428	618	122	214	14	1036	6.4	9.2	15.5
04-05	NJN	66	2435	340	855	.398	129	358	.360	142	192	.740	94	394	488	545	123	167	9	951	7.4	8.3	14.4
05-06	NJN	80	2975	366	905	.404	139	395	.352	194	244	.795	86	494	580	672	150	192	29	1065	7.3	8.4	13.3
06-07	NJN	80	2933	369	908	.406	124	361	.343	179	230	.778	135	520	655	736	127	213	23	1041	8.2	9.2	13.0
07-08	NJN/DAL	80	2906	305	793	.385	119	312	.381	135	165	.818	94	506	600	806	136	266	26	864	7.5	10.1	10.8
08-09	DAL	81	2886	257	618	.416	131	323	.406	86	105	.819	85	415	500	702	160	185	39	731	6.2	8.7	9.0
09-10	DAL	80	2881	284	671	.423	176	414	.425	80	99	.808	48	397	445	724	145	195	35	824	5.6	9.1	10.3
10-11	DAL	80	2653	215	596	.361	133	391	.340	67	77	.870	35	316	351	655	134	179	29	630	4.4	8.2	7.9
11-12	DAL	48	1379	99	273	.363	79	223	.354	22	28	.786	15	183	198	264	82	91	10	299	4.1	5.5	6.2
Totals		**1315**	**48068**	**6067**	**15148**	**.401**	**1874**	**5376**	**.349**	**3063**	**3906**	**.784**	**1718**	**6684**	**8402**	**11842**	**2559**	**3927**	**425**	**17071**	**6.4**	**9.0**	**13.0**

NBA PLAYOFFS RECORD

Season	Team	G	Min	FGM	FGA	Pct.	3P	3PA	Pct.	FTM	FTA	Pct.	Off	Def	Tot	Ast	Stl	TO	Blk	Pts	RPG	APG	PPG
96-97	PHO	5	207	21	53	.396	8	22	.364	10	19	.526	4	26	30	49	11	13	2	60	6.0	9.8	12.0
97-98	PHO	4	171	22	58	.379	0	7	.000	13	16	.813	5	18	23	31	16	12	2	57	5.8	7.8	14.3
98-99	PHO	3	126	18	43	.419	4	16	.250	5	7	.714	1	6	7	31	5	9	1	45	2.3	10.3	15.0
99-00	PHO	6	229	22	55	.400	8	22	.364	7	9	.778	8	32	40	53	11	23	1	59	6.7	8.8	9.8
00-01	PHO	4	166	22	69	.319	4	17	.235	9	12	.750	9	15	24	53	8	12	0	57	6.0	13.3	14.3
01-02	NJN	20	803	147	354	.415	17	90	.189	80	99	.808	42	122	164	182	34	67	8	391	8.2	9.1	19.6
02-03	NJN	20	852	137	341	.402	34	104	.327	94	114	.825	36	118	154	163	36	79	4	402	7.7	8.2	20.1
03-04	NJN	11	474	43	129	.333	10	48	.208	43	53	.811	16	57	73	99	25	43	6	139	6.6	9.0	12.6
04-05	NJN	4	182	26	67	.388	11	30	.367	6	11	.545	10	26	36	29	10	9	0	69	9.0	7.3	17.3
05-06	NJN	11	450	49	132	.371	15	50	.300	19	23	.826	22	62	84	106	17	24	2	132	7.6	9.6	12.0
06-07	NJN	12	484	64	148	.432	34	81	.420	13	25	.520	23	108	131	131	22	41	5	175	10.9	10.9	14.6
07-08	DAL	5	180	16	38	.421	6	13	.462	5	8	.625	8	24	32	34	7	9	2	43	6.4	6.8	8.6
08-09	DAL	10	386	38	83	.458	21	47	.447	17	20	.850	7	51	58	59	22	20	3	114	5.8	5.9	11.4
09-10	DAL	6	243	14	46	.304	9	28	.321	11	12	.917	6	35	41	42	14	9	1	48	6.8	7.0	8.0
10-11	DAL	21	744	64	161	.398	43	115	.374	24	30	.800	11	84	95	153	40	56	10	195	4.5	7.3	9.3
11-12	DAL	4	144	14	41	.341	9	26	.346	9	10	.900	3	21	24	24	12	11	1	46	6.0	6.0	11.5
Totals		**146**	**5841**	**717**	**1818**	**.394**	**233**	**716**	**.325**	**365**	**468**	**.780**	**211**	**805**	**1016**	**1239**	**290**	**437**	**48**	**2032**	**7.0**	**8.5**	**13.9**

NBA ALL-STAR RECORD

Season	Team	Min	FGM	FGA	Pct.	3P	3PA	Pct.	FTM	FTA	Pct.	Off	Def	Tot	Ast	Stl	TO	Blk	Pts
95-96	DAL	22	3	4	.750	1	2	.500	0	0	---	2	4	6	10	2	2	0	7
97-98	PHO	19	0	1	.000	0	0	---	0	0	---	0	1	1	9	0	2	0	0
99-00	PHO	34	4	9	.444	3	6	.500	0	0	---	0	5	5	14	4	6	0	11
00-01	PHO	30	4	6	.667	3	4	.750	0	0	---	0	4	4	2	5	5	0	11
01-22	NJN	18	1	2	.500	0	1	.000	0	0	---	0	1	1	3	1	1	0	2
02-03	NJN	33	4	9	.444	1	4	.250	2	2	1.000	1	4	5	10	5	2	0	11
03-04	NJN	22	4	6	.667	3	4	.750	3	4	.750	0	3	3	10	2	3	0	14
06-07	NJN	Did Not Play - Injured																	
07-08	NJN	25	1	2	.500	0	1	.000	0	0	---	0	4	4	10	4	1	0	2
09-10	DAL	6	0	1	.000	0	1	.000	0	0	---	0	2	2	1	1	1	0	0
Totals		**9**	**209**	**21**	**40**	**.525**	**11**	**23**	**.478**	**5**	**6**	**.833**	**3**	**28**	**31**	**69**	**24**	**23**	**0**	**58**

CAREER HIGHS

Minutes	56	at POR	Nov. 14, 1997	**FTM**	17	at NYK	Dec. 17, 2002	**Assists**	25	vs. UTA	Feb. 8, 1996
FGM	16	at HOU	Mar. 29, 2001	**FTA**	22	vs. VAN	Mar. 22, 1999	**Steals**	7	vs. PHO	Feb. 17, 2010
FGA	36	at UTA	Jan. 20, 2003	**Off. Reb.**	8		Done 2 times	**Turnovers**	14	vs. NYK	Nov. 17, 2000
3-Point FGM	8		Done 2 times	**Def. Reb.**	15		Done 2 times	**Blocked Shots**	4		Done 2 times
3-Point FGA	12		Done 4 times	**Tot. Reb.**	19	vs. ORL	Nov. 16, 2007	**Points**	43	at HOU	Mar. 29, 2001

As A Professional: The world's biggest basketball stage welcomes one of greatest backcourt artists in League history... Ten-time All-Star and six-time All-NBA selection dons Knicks orange and blue for his 19th NBA season (two shy of League mark of 21 shared by Robert Parish and Kevin Willis)...Career averages of 13.0 ppg, 9.0 apg, 6.4 rpg, 1.95 spg and .401 shooting over 36.6 mpg in 1,315 games (1,302 starts)...1,874-5,376 (.349) career from Downtown...Career .784 FT shooter owns nine career .800-plus seasons from the line (including four of last five seasons)...Has led NBA In assists five times and owns 107 career regular season triple-doubles (third all-time)...**Second on the all-time NBA career lists in both assists (11,842) and steals (2,559), 10th all-time in games played (1,315)...**Knicks are his fourth team (two stints with Dallas, along with Phoenix and New Jersey)...**Owns two career 40-plus scoring games** (career-high 43 pts for Suns at Houston, Mar. 29, 2001; 41 for Nets at Golden State, Jan. 23, 2003)...**Has recorded two 20-plus assist games, both for Mavericks** (career-high 25 vs. Utah, Feb. 8, 1996; 20 vs. Phoenix, Apr. 5, 2009)...Has appeared in 80-plus games in 10 of his 18 NBA seasons, including each of prior six seasons up to lockout-shortened 2011-12 campaign...**Has started each of his last 671 regular season games** (last time off the bench in a regular season game came on Dec. 11, 2004 for Nets at Atlanta; 17 mins, 9 pts, 0 ast)...NBA Player of the Month for Apr. 1999, Eastern Conference Player of the Month twice (Nov. 2001, Dec. 2002)...Won initial NBA Skills Challenge at 2003 All-Star Weekend in Atlanta...Has averaged 13.9 ppg and 8.5 apg in 146 career Playoff games (all starts)...Has played in three NBA Finals (with Nets in 2002 and 2003, Mavericks in 2011), leading Dallas to 2011 NBA title...Third all-time in career Playoff assists (1,239)...Has appeared in the Playoffs in each of the last 16 seasons (longest streak among active players and three years shy of NBA mark)...**Two-time Olympic gold medalist (at Sydney in 2000, Beijing in 2008)... Drafted after sophomore season at Cal by Dallas in first round (second overall, following Glenn Robinson by Milwaukee) of 1994 NBA Draft...**Quoting Executive VP and GM Glen Grunwald: "Adding a veteran NBA All-Star to our already established team was an opportunity we could not pass up. He has had a prolific career, with plenty of good basketball still ahead of him. Jason is a tremendous competitor and one of the best leaders the game has ever seen."

Career Transactions: Selected after sophomore season at Cal by Dallas in first round (second overall, following Glenn Robinson by Milwaukee) of 1994 NBA Draft...Traded to Phoenix with Tony Dumas and Loren Meyer for Sam Cassell, Michael Finley, A.C. Green and a second round draft pick, Dec. 26, 1996...Traded to New Jersey with Chris Dudley for Stephon Marbury, Johnny Newman and Soumaila Samake, Jul. 18, 2001...Traded to Dallas with Malik Allen and Antoine Wright for Devin Harris, Trenton Hassell, Keith Van Horn, Maurice Ager, DeSagana Diop and two first round draft picks, Feb. 19, 2008...Became free agent, Jul. 1, 2009; re-signed by Dallas, Jul. 11, 2009...Became free agent, Jul. 1, 2012; signed by New York, Jul. 12, 2012.

Among The All-Timers: Springfield-caliber career numbers place him prominently among the greatest of the great in NBA history...Second on the all-time NBA list in both assists (11,842, behind John Stockton's 15,806) and steals (2,559, to Stockton's 3,265)... Ranks 10th all-time in NBA games played with 1,315 (Moses Malone is ninth with 1,329; Gary Payton is eighth with 1,335)...His 1,874 3PT FGM rank third all-time in NBA annals (to Ray Allen's 2,718 and Reggie Miller's 2,560), and his 5,376 3PT attempts rank third all-time as well (Allen 6,788, Miller 6,486)...Entered the season as the 77th leading career scorer in NBA history (17,071 pts)...Ranks fourth all-time in career minutes (48,068)...The 2012-13 season marks J-Kidd's 19th NBA campaign, just two shy of the League mark of 21 shared by Robert Parish and Kevin Willis.

Among The Actives: Jason entered the 2012-13 season as the NBA's active leader in games played (1,315), assists (11,842), steals (2,559), triple-doubles (107) and minutes played (48,068)...Second among actives in 3PT FGM (1,874 to Ray Allen's 2,718) and 3PT FGA (5,376, to Allen's 6,788)...Ranks 11th among actives in total points (17,071).

Honors: Has earned All-NBA honors six times (First Team in 1999, 2000, 2001, 2002 and 2004; Second Team in 2003)...**Nine-time NBA All-Defensive Team selection** (First Team in 1999, 2001, 2002 and 2006; Second Team in 2000, 2003, 2004, 2005 and 2007)... **Ten-time NBA All-Star and five-time starter** (including five straight All-Star appearances from 2000-04)...Has averaged 6.4 ppg and 7.7 apg in nine All-Star Game appearances (selected by coaches for '07 Game in Las Vegas, but DNP due to lower back strain)...**NBA Co-Rookie of the Year** (with Detroit's Grant Hill) **and All-Rookie First Team in 1995...Winner of 2010-12 NBA Sportsmanship Award (Joe Dumars Trophy).**

The Triple-Doubles: Has made the triple-double his career trademark over the past two decades...Enters the 2012-13 season with 107 career regular season triple-doubles, good for third place all-time... Hall of Famer Oscar Robertson has been credited with 181 career triple-doubles, while Hall of Famer Magic Johnson recorded 138 in the post-1979 era (when the stat was first charted League-wide)...J-Kidd recorded at least one triple double in each of his first 17 NBA seasons (single-season highs of 13 triple-doubles in 2007-08, 12 in 2006-07), before he was shut out in 2011-12...Limited to 48 games due to injury and the lockout-shortened schedule, the 2011-12 campaign marked the first season in Jason's NBA career in which he did not record a triple-double...**Last regular season triple-double came on Mar. 1, 2011 for Mavs at Philadelphia (13 pts, 10 reb, 13 ast).** ..Entered the 2012-13 season having gone 68 regular season games without a triple-double...**Has also recorded 11 Playoff triple-doubles.**

Downtown: Among NBA's most prolific all-time three-point artists with **1,874-5,376 (.349) career from Downtown...Third on all-time NBA career lists in both 3PT FGM (1,874) and 3PT FGA (5,376)...**Has recorded ten 100-plus home run seasons (career-high 176-414, .425 for Mavs in 2009-10), including 100-plus homers in nine of the last 11 seasons...**Owns two career four-point plays, both as a Net (one regular season, one Playoffs):** Mar. 29, 2003 vs. Warriors, and Apr. 20, 2004 vs. Knicks (Game Two of First Round)

On The Leader Board: Has led the NBA in assists five times (career-high 10.8 in 1998-99, 10.1 in 1999-2000, 9.8 in 2000-01, 8.9 in 2002-03, 9.2 in 2003-04)...**Ranked among NBA Top 10 in assists in each of his first 17 pro seasons** (missed in 2011-12 with Mavs as he was limited to 48 games due to injury)...Has ranked among NBA Top 10 in steals 12 times, including three of last four seasons... Finished third in NBA in steals twice (2.13 in 2001-02, 1.98 in 2008-09).

In The Playoffs: Over 146 career Playoff games (all starts), has averaged 13.9 ppg, 8.5 apg and .394 FG percentage over 40.0 mpg... Has played in three NBA Finals (with Nets in 2002 and 2003, Mavericks in 2011), and helped lead Dallas to 2011 NBA title...233-716 (.325) from Downtown in the Playoffs...**On the all-time career NBA Playoff lists, ranks third in assists (1,239), eighth in steals (290) and seventh in 3PT FGM (233)...**Among active players, ranks first in Playoff assists (1,239), second in steals (290), fifth in 3PT FGM (233) and fifth in games played (146)...**Has led his team to the post-season in each of the last 16 seasons, the longest streak among active players and just three years shy of the all-time NBA record for consecutive Playoff appearances: 19 straight by both John Stockton (1984-85 thru 2002-03) and Karl Malone (1985-86 thru 2003-04)...Has recorded 11 Playoff triple-doubles** (Last on May 12, 2007 for Nets vs. Cleveland in Game Three of East Semis; 23 pts, 13 reb, 14 ast).

Champion: Capped his 17th NBA season by winning his first championship ring, quarterbacking Mavericks to storybook 2010-11 NBA title... Averaged 7.9 ppg, 8.2 apg (eighth in NBA), 1.68 spg (seventh) and shot .361 over 33.2 mpg in 80 regular season games (all starts)...Season-highs 21 pts on Jan. 19 vs. Lakers, 18 assists on Oct 27 vs. Bobcats...Had 26 double-figure assist games... Recorded two regular season triple-doubles: Dec. 30 vs. Spurs (12 pts, 10 reb, 13 ast) and Mar. 1 at Philadelphia (13 pts, 10 reb, 13 ast)...Started all 21 Mavs Playoff games with 9.3 ppg and 7.3 apg over 35.4 mpg...Had five double-figure Playoff assist games... Averaged 7.7 ppg and 6.3 apg in The Finals vs. Miami...In The Finals, had 10 assists in Game Three, then had nine points and eight assists in Game Six clincher at Miami (Jun. 12).

2011-12 (Mavs): Averaged career-lows 6.2 ppg, 5.5 apg with .363 shooting (99-273 FGA) over 28.7 mpg in 48 games (all starts) in injury-shortened season...Went 79-223 (.354) from Downtown, 22-28 FTA (.786)...**Season Highs: Points: 15 (Mar. 6 vs. Knicks); Assists: 12 (Apr. 12 at Golden State); Rebounds: 10, twice...**After appearing in at least 80 games in each of the prior six seasons, played in 48 of the 66 contests in lockout-shortened season and thus was ineligible for NBA Leader Board (failed to rank among NBA Top 10 in assists for the first time in his career)...Had six double-figure assist games, led Mavs in assists 33 times...**Failed to record a triple-double for the first time in his NBA career...**Helped lead Mavs to win over Knicks, Mar. 6, with season-high 15 points (4-9 FGA, 3-6 from Downtown) and six assists...Mavs season-high 12 assists at Golden State, Apr. 12...Missed a total of 14 games due to injury (six with right calf strain, four with lower back injury, four with right groin strain)...DNP (rest) in four late-season contests...**In The Playoffs:** Started all four games as Mavs were swept in four straight by Thunder in first round, with 11.5 ppg, 6.0 apg and 14-41 FGA (.341) over 36.0 mpg...**Had a career Playoff-high seven steals in Game One loss, with eight points (2-8 FGA), Apr. 28...**Series highs 16 points (4-8 from Downtown) and eight assists in Game Four finale, May 5.

Career Highlights: 1994-95: Named co-NBA Rookie of the Year along with Detroit's Grant Hill...One of three times the NBA Rookie voting ended in a tie (Dave Cowens and Geoff Petrie in 1970-71, Steve Francis and Elton Brand in 1999-2000)...**1995-96:** Dished off a career-high 25 assists (five shy of NBA mark) for Mavs vs. Jazz, Feb. 8, 1996...**1996-97:** Missed 21 games due to hairline fracture of right collarbone and sterno-clavicular joint sprain suffered in his first game with Phoenix following mid-season trade from Dallas (Dec. 28, 1996 at Vancouver)...**1998-99:** Dished off a career-high 10.8 apg for Suns...**1999-2000:** Suffered a fractured medial malleolus, left ankle, on Mar. 22, 2000 vs. Kings and missed the remainder of the regular season (returned during the Playoffs, playing in six of Suns' nine post-season games)...**2000-01:** Final season in Phoenix was highlighted by career-high 43 points at Houston, Mar. 29, 2001...**2001-02:** In first season in New Jersey, led Nets to first of back-to-back Eastern crowns, finishing second in NBA MVP voting (Tim Duncan)...**2002-03:** Scored a career-high 18.7 ppg in leading Nets to second straight East title. ..Finished ninth in NBA MVP voting as Duncan won for second straight year...Rang up his second career 40-plus scoring game with 41 at Golden State, Jan. 23, 2003...**2007-08:** Notched single-season career high 13 triple-doubles for Nets-Mavs (traded to Dallas on Feb. 19, 2008)...**2008-09:** Recorded 10,000th career assist on Mar. 1, 2009 vs. Raptors...Notched his second career 20-plus assist game on Apr. 5, 2009 vs. Suns (20).

As An Olympian: Two-time Olympic gold medalist for U.S. squads at Sydney in 2000 and Beijing in 2008... Owns a total of five gold medals in international competition (three from Olympic qualifying tournaments, two from Olympics)...Owns a 56-0 international record in Olympics, Olympic qualifying and exhibition games...In **2000,** served as tri-captain for gold medal-winning U.S. squad at Sydney with 6.0 ppg, 5.3 rpg and 4.4 apg...In **2008,** served as co-captain of U.S. Olympic squad and averaged 1.6 ppg and 2.0 apg over 13.5 mpg in eight games at Beijing.

Community Corner: Winner of 2011-12 NBA Sportsmanship Award (Joe Dumars Trophy) as voted by NBA players. Received 93 first-place votes (2,501 total pts) out of a possible 334. In Jason's behalf, the NBA made a $10,000 donation to The Jason Kidd Foundation, which is dedicated to improving education among the youth, by ensuring that kids of all ages have the tools needed to succeed in life through mentoring, tutoring and technology programs...Founded The Jason Kidd Foundation in 1996 to provide funding to children's medical research and other charities that support the needs and interests of children...Formed Jason Kidd Basketball Scholarship Fund at Cal and St. Joseph of Notre Dame High School (Alameda, Cal.)...In the spring of 2009, participated in a bone marrow drive to help raise awareness of the importance of being a bone marrow donor...During the 2008 holiday season, took kids from the Dallas Children's Advocacy Center to Toys 'R Us to shop for gifts.

As A Collegian: Averaged 14.9 ppg and 8.4 apg with .468 shooting in two years at Cal...First Team All-America selection by *Associated Press,* The Sporting News and the U.S. Basketball Writers as a sophomore in **1993-94**, when he led the nation with 9.1 assists; first Cal player to earn such recognition since 1968 (Russ Critchfield)...1993-94 Pac-10 Player of the Year (first sophomore to win award); finalist for 1993-94 Naismith and Wooden Awards...Pac-10 Freshman of the Year in **1992-93**. . Cal retired his No. 5 on Feb. 14, 2004.

Personal: Jason Frederick Kidd...Has six children: Jason, Cheyenne, T.J. and twins, Miah, Jazelle and Chance...Led St. Joseph of Notre Dame High School to consecutive California Division 1 state titles with combined 63-6 mark (1990-92)...Two-time California Player of the Year and all-time prep career assists leader (1,155)...Won Naismith Award as nation's top high school player as a senior... While growing up in Oakland, played basketball in the same neighborhood as Gary Payton and Brian Shaw...Lists his favorite movie as *A Bronx Tale* and his favorite actor as Don Cheadle...For news and community updates, visit www.jasonkidd.com.

STEVE NOVAK

Height: 6'10"
Weight: 225 lbs.
Born: Jun. 13, 1983 Libertyville, IL

High School: Brown Deer (Brown Deer, WI)
College: Marquette

Years Pro: 6
Position: Forward

NBA REGULAR SEASON RECORD

Season	Team	G	Min	FGM	FGA	Pct.	3P	3PA	Pct.	FTM	FTA	Pct.	Off	Def	Tot	Ast	Stl	TO	Blk	Pts	RPG	APG	PPG
06-07	HOU	35	190	18	50	.360	13	39	.333	2	2	1.000	4	22	26	6	5	4	0	51	0.7	0.2	1.5
07-08	HOU	35	263	49	102	.480	34	71	.479	3	4	.750	4	31	35	6	2	4	3	135	1.0	0.2	3.9
08-09	LAC	71	1160	176	396	.444	119	286	.416	21	23	.913	19	106	125	40	20	23	5	492	1.8	0.6	6.9
09-10	LAC	54	361	42	108	.389	22	71	.310	7	9	.778	1	32	33	6	7	2	2	113	0.6	0.1	2.1
10-11	DAL/SAS	30	215	35	67	.522	26	46	.565	8	8	1.000	4	24	28	3	1	4	5	104	0.9	0.1	3.5
11-12	NYK	54	1021	161	337	.478	133	282	.472	22	26	.846	9	95	104	12	16	21	9	477	1.9	0.2	8.8
Totals		**279**	**3210**	**481**	**1060**	**.454**	**347**	**795**	**.436**	**63**	**72**	**.875**	**41**	**310**	**351**	**73**	**51**	**58**	**24**	**1372**	**1.3**	**0.3**	**4.9**

NBA PLAYOFFS RECORD

Season	Team	G	Min	FGM	FGA	Pct.	3P	3PA	Pct.	FTM	FTA	Pct.	Off	Def	Tot	Ast	Stl	TO	Blk	Pts	RPG	APG	PPG
07-08	HOU	3	20	3	4	.750	2	3	.667	0	0	---	1	1	2	0	0	0	1	8	0.7	0.0	2.7
10-11	SAS	1	5	0	0	---	0	0	---	0	0	---	0	1	1	0	0	0	0	0	1.0	0.0	0.0
11-12	NYK	5	95	4	9	.444	4	7	.571	0	0	---	3	12	15	0	0	3	1	12	3.0	0.0	2.4
Totals		**9**	**120**	**7**	**13**	**.538**	**6**	**10**	**.600**	**0**	**0**	**---**	**4**	**14**	**18**	**0**	**0**	**3**	**2**	**20**	**2.0**	**0.0**	**2.2**

NBA DEVELOPMENTAL RECORD

Season	Team	G	Min	FGM	FGA	Pct.	3P	3PA	Pct.	FTM	FTA	Pct.	Off	Def	Tot	Ast	Stl	TO	Blk	Pts	RPG	APG	PPG
07-08	RIO	9	354	59	126	.468	27	60	.450	20	22	.909	13	53	66	16	3	18	4	165	7.3	1.8	18.3
10-11	REN	2	58	13	19	.684	9	14	.643	2	5	.400	2	11	13	2	0	4	0	37	6.5	1.0	18.5
Totals		**11**	**412**	**72**	**145**	**.497**	**36**	**74**	**.486**	**22**	**27**	**.815**	**15**	**64**	**79**	**18**	**3**	**22**	**4**	**202**	**7.2**	**1.6**	**18.4**

CAREER HIGHS

Minutes	38	at POR	Feb. 22, 2009	**FTM**	6	vs. POR	Jan. 26, 2009	**Assists**	4	at GSW	Mar. 17, 2009
FGM	8		Done 2 times	**FTA**	7	vs. POR	Jan. 26, 2009	**Steals**	2		Done 3 times
FGA	15	at CLE	Jan. 30, 2009	**Off. Reb.**	2		Done 4 times	**Turnovers**	2		Done 8 times
3-Point FGM	8	vs. BOS	Apr. 17, 2012	**Def. Reb.**	6		Done 5 times	**Blocked Shots**	2		Done 2 times
3-Point FGA	12	at CLE	Apr. 20, 2012	**Tot. Reb.**	8	at GSW	Jan. 25, 2009	**Points**	25	vs. BOS	Apr. 17, 2012

As A Professional: One of the game's premier three-point artists is currently in his second Knicks season (seventh NBA campaign)...Led the NBA with a .472 three-point percentage in 2011-12, the second-best single season mark in Knicks club history... Knicks are his fifth NBA team (Rockets, Clippers, Mavericks, Spurs)...Career averages of 4.9 ppg and .454 shooting over 11.5 mpg in 279 games (four starts)...**Career .436 shooter from Downtown (347-795 3PT FGA)...**Two career 100-plus home run seasons (119 for Clippers in 2008-09, career-high 133 for Knicks in 2011-12)...Has recorded two career four-point plays (both for Knicks in 2011-12)...Career .875 FT shooter (63-72 FTA)...Has ranked in NBA Top 20 in 3PT percentage twice (19th in 2008-09 with .416 for Clippers, first in 2011-12 with .472 for Knicks).....Has six career 20-plus scoring games, (four for Clippers in 2008-09, two for Knicks in 2011-12)...Has made four career regular season NBA starts (one as a rookie with Rockets in 2006-07, three with Clippers in 2008-09), plus an additional start in Playoffs (Game Three vs. Miami in 2012)...Last regular season start came on Apr. 7, 2009 for Clippers vs. Wolves (0 pts, 0-9 FGA, 27 mins); **has come off the bench in each of his last 141 regular season games**...Has spent parts of two seasons in NBA D-League: Played with Rio Grande Valley Vipers in 2007-08 (nine games, 18.3 ppg) and with Reno Bighorns in 2010-11 (two games, 18.5 ppg)...Has averaged 2.2 ppg with 6-10 from Downtown in nine career Playoff games (five for Knicks with one start in 2012).

Career Transactions: Selected by Houston in second round (32nd overall) of 2006 NBA Draft...Traded to Clippers for future considerations, Aug. 6, 2008...Became free agent, Jul. 1, 2010; signed with Dallas, Sep. 23, 2010...Waived by Dallas, Jan. 5, 2011...Signed with San Antonio, Mar. 4, 2011; re-signed, Dec. 15, 2011...Waived by San Antonio, Dec. 19, 2011; claimed off waivers by New York, Dec. 21, 2011...Became free agent, Jul. 1, 2012; re-signed with New York on Jul. 12, 2012.

STEVE NOVAK / F

2011-12 (Knicks): In his first Knicks season, well-traveled veteran blossomed as game-changing long range threat and one of League's most proficient sixth men...Led the NBA with .472 shooting from three-point range (133-282 3PT FGA)... Over 54 games off the bench, Steve averaged 8.8 ppg with .478 overall shooting (161-337 FGA) over 18.9 mpg...Went 22-26 FTA (.846); had just 46 total FTA in five prior NBA seasons...**Season Highs: Points: 25* (Apr. 17 vs. Boston): Assists: 2 (Apr. 17 vs. Boston); Rebounds: 6, twice; 3PT FG: 8* (Apr. 17 vs. Boston)...**Established career highs in scoring average (8.8), minutes per game (18.9) and 3PT FGM (133, second career 100-plus home run season)...Had two 20-plus scoring efforts; led Knicks in scoring three times...Appeared in just 12 of season's first 24 games (Dec. 25-Feb. 4), then played in each of the campaign's final 42 games (Feb. 6-Apr. 26)...Scored 1,000th career point at Toronto, Feb. 14...Did not miss a game due to injury; DNP (CD) 12 times...Finished 14th in media balloting for 2011-12 KIA NBA Most Improved Player award, won by Orlando's Ryan Anderson...**ON THE LEADER BOARD: Led the NBA in 3PT FG percentage with**

Dave Saffran, MSG Photos

.472 (133-282 3PT FGA)... Became just the second Knick to lead NBA in three-point percentage, joining Campy Russell in 1981-82 (.439 on 25-57 from Downtown)...Recorded the second-best single-season 3PT percentage figure in Knicks club history (.472), topped only by Hubert Davis' .476 (127-267) in 1995-96; based on minimum 41 3PT FGM...**The Downtown Story:** Connected from three-point range in 47 of his 54 games...Had eight three-homer games, eight four-homer games, six five-homer games, one six-homer game, and nailed a career-high **eight** three-pointers (one shy of Knicks mark) on Apr. 17 vs. Celtics en route to career-high 25 points...**Recorded two four-point plays (first of career): on Feb. 15 vs. Sacramento (fouled by Travis Outlaw) and on Apr. 17 vs. Boston (fouled by Avery Bradley)**...Established single-game career-highs for both 3PT FGM (8 vs. Celtics, Apr. 17) and 3PT FGA (12 at Cleveland, Apr. 20) within four-day span in season's final week...Went 43-90 (.478) from three-point range in March; his 43 3PT FGM during the month tied for third in NBA (with Clippers' Randy Foye) behind Minnesota's Kevin Love (48) and Orlando's Ryan Anderson (44)...Went 5-12 FGA (all from Downtown) on Apr. 20 at Cleveland, setting Knicks club record for most FGA in a game, all three-pointers (broke old mark of 11 by Jamal Crawford vs. Lakers, Mar. 29, 2005)...**Key Games:** .Main factor in win over Jazz, Feb. 6, with 19 points (7-10 FGA, 5-8 from Downtown) in 18 minutes...Game-turning factor in win at Minnesota with 15 points (5-10 FGA, 4-6 from Downtown) and season-high six rebounds, Feb. 11. Nailed two three-point FG during Knicks' game-deciding 12-4 run over game's final 3:03...Spearheaded comeback win over Mavs, Feb. 19, with 14 points (5-7 FGA, 4-5 from Downtown); scored all 14 of his points in fourth qtr as Knicks rallied from 12 down...Key figure in comeback win over Cavs, Feb. 29, with 17 points (6-9 FGA, 5-8 from Downtown). Nailed five 3PT FG over a 6:02 span in second half as Knicks rallied from 17 down...Scored 20 points (7-11 FGA, 6-10 from Downtown) in win over Blazers in Mike Woodson's debut as head coach, Mar. 14....**Poured in a career-high 25 points (8-10 FGA, all from Downtown) in win over Celtics, Apr. 17**. Eight 3PT FGM were a career high, a Knicks season high and one shy of Knicks' single-game mark...**Went 5-12 FGA (all from Downtown) for 15 points at Cleveland, Apr. 20.** Set Knicks club record for most FGA in a game, all three-pointers and notched single-game career-high 3PT FGA (12)...Logged season-high 32 bench minutes in season finale win at Charlotte, Apr. 26 (9 pts, 3-6 from Downtown).

In The Playoffs: Appeared in his third career post-season and averaged 2.4 ppg on 4-9 FGA (.444) over 19.0 ppg in five games (one start) vs. Miami...**Went 4-7 (.571) from Downtown and finished second on 2012 NBA Playoff leader board in 3PT percentage (.571, to Spurs' Stephen Jackson, 26-43, .605)**...Connected from three-point range in three of the five games...Logged a career Playoff high 24 bench minutes in Game One, with series-high six points (2-2 from Downtown)...Career Playoff-high five rebounds (with three points) in Game Two...**Made first career Playoff start in Game Three,** going scoreless (0-2 FGA) with two rebounds in 22 minutes.

Year-By-Year: 2006-07 (Rockets): As a rookie, averaged 1.5 ppg over 5.5 mpg in 35 games (one start)...Listed as inactive 18 times, DNP (CD) 29 times...Listed as inactive in all seven games of Rockets' first round loss to Jazz.

2007-08 (Rockets-D-League): In second Rockets season, averaged 3.9 ppg over 7.5 minutes in 35 games...Went 34-71 (.479) overall from Downtown, 15-25 (.600) over season's final five games...Listed as inactive 31 times and was a DNP (CD) 15 times... Hit game-winning three-pointer with 2.5 seconds left in Rockets' 89-87 win over Kings, Feb. 13, 2008...Played nine games with D-League Rio Grande Vipers (18.3 ppg)...Notched 2.7 ppg in three Playoff games vs. Jazz.

2008-09 (Clippers): In career-high 71 games (three starts) with Clippers, averaged 6.9 ppg over 16.4 mpg...Went 119-286 from Downtown (.416) and ranked 19th in NBA in 3PT percentage..Had four 20-plus scoring games...Scored then- career-high 23 points (6-8 from Downtown) to lead Clippers to OT win over Knicks, Feb. 11, 2009 (same game Baron Davis had 20 assists)...Nailed three-point bomb at the buzzer to cap 7-for-11 night from Downtown (21 pts) and lift Clippers to 107-105 win over Nets, Mar. 15, 2009...Did not miss action due to injury.

2009-10 (Clippers): In 54 games off the bench, averaged 2.1 ppg over 6.7 mpg...Went 22-71 (.310) from Downtown...Four double-figure scoring games...Did not miss action due to injury.

2010-11 (Mavericks-Spurs-D-League): Split season with Dallas and San Antonio, also spent time in D-League...Came off the bench in 30 total games with 3.5 ppg and career-high .522 shooting (35-67 FGA) over 7.2 mpg...Shot a career-best .565 from Downtown (26-46)...Played in seven games for Mavs, 23 for Spurs...**Waived by Dallas, Jan. 5, 2011; signed with San Antonio, Mar. 4, 2011...**Season-high 19 points (6-10 FGA, 5-8 from Downtown) in Spurs' win over Bobcats, Mar. 19...Played with Reno Bighorns in D-League (two games, 18.5 ppg) prior to signing with Spurs...Appeared in one Playoff game, logging scoreless six bench minutes (didn't shoot) in first round Game Four loss to Grizzlies, Apr. 25, 2011.

As A Collegian: Averaged 12.4 ppg and 4.2 rpg over four-year collegiate career...Marquette's all-time career leader with 354 career three-pointers (354-768, .461 from Downtown)...Finished college career in 10th place on school's all-time point list (1,567), and as Marquette's all-time free throw percentage leader (.931, 243-261 FTA)...Averaged a career-high 17.5 as a senior in 2005-06, earning unanimous First-Team All-Big East selection...Set career highs in points (41) and rebounds (16) vs. UConn on Jan. 3, 2006...Named Great Alaska Shootout MVP...As a freshman in 2002-03, earned Conference USA All-Freshman Team honors and named C-USA Sixth Man of the Year.

Community Corner: Joined Baron Davis, Jerome Jordan, Jeremy Lin and Mike Bibby to host 25 children from Garden of Dreams Foundation for a bus tour through Manhattan and an afternoon of fun and games at Dave & Buster's in Times Square to help celebrate NBA FIT Live Healthy Week, Jan. 30, 2012...Joined the rest of his teammates along with the Knicks coaching staff, alumni and a galaxy of A-list celebrities at the 13th annual Knicks Bowl at Chelsea Piers, Mar. 2, the gala, star-studded event that has raised over $1.9 million for the Garden of Dreams Foundation.

Personal: Steven Michael Novak...Raised in Brown Deer, Wis...Met his wife Christina while both were attending Marquette... Communications studies major at Marquette...Coached at Brown Deer High by his father Michael...Three-time Parkland Conference Player of the Year in high school, earned All-State honors as a junior and senior...Averaged 20.6 ppg as a senior...Brother Chris also played at Brown Deer High; sister Andrea played at Michigan Tech...Players he admired most while growing up were his father's high school players...Lists pasta and chicken as favorite pre-game meal; says that if he wasn't playing basketball, he'd own a restaurant...Played on NIT All-Star Team that toured China in summer 2004.

PABLO PRIGIONI

Height: 6' 3''
Weight: 185 lbs.
Born: May. 17, 1977
Río Tercero, Argentina

Years Pro: R
Position: Guard

As A Professional: First Argentine-born player in Knicks history, and is slated to become the 26th international player in club annals...Veteran of the Argentine and Spanish leagues, having played professionally since 1995...Played for Ramallo (1995-96), Belgrano (1996-98) and Obras Sanitarias (1998-99) of the Argentine League...Then played for Fuenlabrada (1999-2001), Alicante (2001-03). Caja Laboral (2003-09, 2012) and Real Madrid (2009-11) of the Spanish ACB and LEB Leagues...In his final Euroleague season, averaged 7.3 ppg and 4.6 apg in 10 games (six starts) for Caja Laboral in 2012. Led Euroleague with 22 steals...Won Spanish National Championship in 2007-08, the King's Cup three times (2004, 2006, 2009) and Spanish Super Cup three times (2005, 2006, 2008)...Two-time All-Euroleague second team selection (2006, 2007)...Led Euroleague in assists in 2005-06 (6.2 apg)...Voted best point guard in the Spanish ACB League three times.

As An Olympian: Averaged 3.9 ppg and 5.6 apg (third on Olympic leader board) with 9-27 FGA (.333) and 4-17 from three-point range (.235) over 25.4 mpg in seven games (five starts) for Argentina at 2012 London Olympics...Missed one game (Aug. 6 loss to U.S.) due to kidney stones...Had a game-high seven assists with three points in bronze medal loss to Russia, Aug. 12...Appeared in his second Olympics: Averaged 7.1 ppg over eight games for bronze medal-winning Argentina at 2008 Summer Games in Beijing...For the Argentine National Team, won a gold medal at the 2011 FIBA Americas Championship, a silver medal at the 2007 Americas Championship and a bronze medal at the 2009 Americas Championship, in addition to Olympic bronze in 2008...Represented Argentina in the 2006 and 2010 World Championships.

Garrett Elwood, NBAE/Getty Images

IMAN SHUMPERT

Height: 6' 5"
Weight: 220 lbs.
Born: Jun. 26, 1990
Oak Park, IL

High School: Oak Park & River Forest (Oak Park, IL)
College: Georgia Tech

Years Pro: 1
Position: Guard

NBA REGULAR SEASON RECORD

Season	Team	G	Min	FGM	FGA	Pct.	3P	3PA	Pct.	FTM	FTA	Pct.	Off	Def	Tot	Ast	Stl	TO	Blk	Pts	RPG	APG	PPG
11-12	NYK	59	1705	214	534	.401	48	157	.306	87	109	.798	42	144	186	164	101	111	8	563	3.2	2.8	9.5

NBA PLAYOFFS RECORD

Season	Team	G	Min	FGM	FGA	Pct.	3P	3PA	Pct.	FTM	FTA	Pct.	Off	Def	Tot	Ast	Stl	TO	Blk	Pts	RPG	APG	PPG
11-12	NYK	1	19	0	2	.000	0	1	.000	0	0	---	0	1	1	0	1	1	0	0	1.0	0.0	0.0

CAREER HIGHS

Minutes	45	vs. CHI	Apr. 8, 2012	**FTM**	6	vs. POR	Mar. 14, 2012	**Assists**	8	vs. CHI	Feb. 2, 2012
FGM	10	vs. ORL	Mar. 28, 2012	**FTA**	10	vs. POR	Mar. 14, 2012	**Steals**	5		Done 2 times
FGA	21	vs. ORL	Mar. 28, 2012	**Off. Reb.**	2		Done 13 times	**Turnovers**	6	at MEM	Jan. 12, 2012
3-Point FGM	4		Done 2 times	**Def. Reb.**	8	vs. CHI	Apr. 8, 2012	**Blocked Shots**	1		Done 8 times
3-Point FGA	10	vs. ORL	Mar. 28, 2012	**Tot. Reb.**	9	vs. CHI	Apr. 8, 2012	**Points**	25		Done 2 times

As A Professional: Currently in sophomore NBA season after making immediate impact with selection to 2011-12 NBA All-Rookie First Team...Averaged 9.5 ppg over 59 games (35 starts), ranking seventh in NBA with 1.71 spg...Standout rookie season was shortened by knee injury (torn left ACL & meniscus) suffered in Game One of first round Playoff series vs. Miami (Apr. 28, 2012)...Selected for 2012 Sprite Slam Dunk in Orlando; forced to withdraw due to injury...**Early-entry candidate in 2011 NBA Draft. Drafted by Knicks in first round (17th overall); signed on Dec. 11, 2011.**

2011-12: NBA All-Rookie First Team... Season-long consistency in debut season earned him **2011-12 NBA All-Rookie First Team honors**...Over 59 games (35 starts), averaged 9.5 ppg, 3.2 rpg, **1.71 spg (seventh in NBA)** and shot .401 (214-534) over 28.9 mpg...Went 48-157 (.306) from Downtown...Led Knicks in scoring twice, assists eight times...Recorded four 20-plus scoring games (three as a starter)...**Season Highs: Points: 25, twice: Assists: 8 (Feb. 2 vs. Chicago); Rebounds: 9 (Apr. 8 vs. Chicago)**...**Season-high 25 points twice, in consecutive games (Mar. 28 vs. Orlando, Mar. 30 at Atlanta), going 19-35 FGA (.543) in the two games...**Recorded at least one steal in 45 of his 59 games (season-high five steals, twice)...Missed seven regular season games due to injury: four in season's opening weeks (Dec. 28-Jan. 2) with sprained right MCL, three in February (Feb. 20-23) with left patella tendinitis. Suffered season-ending knee injury in first game of first round Playoff loss to Miami...**On The Leader Boards: Ranked seventh in the NBA with 1.71 spg...** First Knick ranked in NBA Top Ten in steals since Mark Jackson in Rookie of the Year season of 1987-88 (sixth, 2.50 spg)...**Among NBA rookies,** Iman finished second in steals (1.71, to Minnesota's Ricky Rubio at 2.22), ninth in scoring (9.5), eighth in assists (2.8) and fifth in minutes per game (28.9)...**As A Starter:** In 35 starts, Iman averaged 9.7 ppg (339), 3.4 rpg (118) and 1.69 spg (59) over 32.0 mpg (1,121)...Made 12 straight starts from Jan. 7-27; started each of the season's last 17 games (Mar. 26-Apr. 26)...**Key Games:** Made bittersweet pro debut in season-opening Christmas Day win over Celtics with 11 points (3-13 FGA) in 22 bench minutes. Suffered sprained right MCL in third quarter, sidelining him for next four games...Scored 10 points (5-9 FGA) in loss to Bulls, Feb. 2, adding season-high eight assists...Keyed win at Minnesota with 20 points (9-16 FGA, 2-4 from Downtown) and four steals, Feb. 11....Clutch figure off the bench in win at Toronto, Feb. 14, with eight points (3-9 FGA), three assists and four steals in 27 minutes. Made perhaps the game's key defensive play: steal on Jose Calderon and subsequent fast break dunk with 1:28 left to pull NY within three (87-84) during Knicks' game-winning 13-1 rally in final 3:57...Standout effort in ABC Easter OT win over Bulls, Apr. 8, with 15 points (5-14 FGA), season-high nine rebounds, six assists and four steals in season-high 45 starting minutes...Superb effort in vital win at Milwaukee with 16 points (6-15 FGA), six rebounds, five assists and three steals, Apr. 11

In The Playoffs: First career NBA Playoff appearance was cut short by knee injury suffered in Game One...**Suffered torn left ACL and meniscus in third quarter of Game One loss at Miami, Apr. 28,** and was sidelined for remainder of Playoffs. Scoreless (0-2 FGA) in 19 starting minutes prior to injury.

As A Collegian: Averaged 12.7 ppg, 4.2 apg and 4.5 rpg over 31.3 mpg in 92 games (91 starts) in three seasons at Georgia Tech...Ended his college career ranked 11th on Georgia Tech's career list in assists (382) and fourth in steals (207)....All-ACC Second Team and ACC All-Defensive as a junior...ACC All-Freshman Team honoree in 2009...In sophomore season, missed six games due to arthroscopic surgery to repair damaged meniscus, right knee, on Dec. 3, 2009.

Community Corner: Joined teammates to host a clinic for 100 children to celebrate NBA FIT Live Healthy Week in conjunction with Garden of Dreams Foundation, Jan. 30, 2012 at MSG Training Center...Joined the rest of his teammates to celebrate the holidays with 150 Garden of Dreams Children at the GDF Holiday Launch party at MSG Training Center, Dec. 19, 2011...Joined Knicks legends Walt Frazier, John Starks and Earl Monroe and teammates at Knicks' Home for the Holidays Youth Clinic presented by Chase at Trinity High School in Manhattan on Dec. 20 thru Garden of Dreams Foundation...Joined the rest of his teammates along with the Knicks coaching staff, alumni and a galaxy of A-list celebrities at the 13th annual Knicks Bowl at Chelsea Piers, Mar. 2, the gala, star-studded event that has raised over $1.9 million for the Garden of Dreams Foundation.

Personal: Iman Asante Shumpert...First name is pronounced ee-MON...Made the Dean's List during the fall '10 semester at Georgia Tech...Majored in sociology...Son of Odis and L'Tanya Shumpert...Mother is an adjunct professor of art and design at Columbia College in Chicago, father is an insurance broker...Interests include creative writing and broadcast journalism...McDonald's All-American and Third-Team Parade magazine All-American as a high school senior, averaging 15.3 ppg.

IMAN SHUMPERT / G

George Kalinsky for Madison Square Garden

J.R. SMITH

Height: 6' 6''
Weight: 220 lbs.
Born: Sep. 9, 1985
Freehold, NJ

High School: Saint Benedict's Prep (Newark, NJ)

Years Pro: 7
Position: Guard

NBA REGULAR SEASON RECORD

Season	Team	G	Min	FGM	FGA	Pct.	3P	3PA	Pct.	FTM	FTA	Pct.	Off	Def	Tot	Ast	Stl	TO	Blk	Pts	RPG	APG	PPG
04-05	NOH	76	1859	295	748	.394	81	281	.288	111	161	.689	39	113	152	142	55	109	11	782	2.0	1.9	10.3
05-06	NOH/OKC	55	989	144	366	.393	52	140	.371	83	101	.822	19	91	110	58	37	54	4	423	2.0	1.1	7.7
06-07	DEN	63	1471	284	644	.441	149	382	.390	102	126	.810	30	113	143	91	49	85	9	819	2.3	1.4	13.0
07-08	DEN	74	1421	311	674	.461	157	390	.403	128	178	.719	43	109	152	128	62	112	12	907	2.1	1.7	12.3
08-09	DEN	81	2245	424	950	.446	180	453	.397	205	272	.754	43	254	297	227	78	150	14	1233	3.7	2.8	15.2
09-10	DEN	75	2076	428	1033	.414	158	467	.338	142	201	.706	28	206	234	183	99	139	20	1156	3.1	2.4	15.4
10-11	DEN	79	1968	341	784	.435	124	318	.390	163	221	.738	45	277	322	175	92	100	16	969	4.1	2.2	12.3
11-12	NYK	35	967	165	405	.407	67	193	.347	39	55	.709	29	107	136	84	54	46	6	436	3.9	2.4	12.5
Totals		**538**	**12996**	**2392**	**5604**	**.427**	**968**	**2624**	**.369**	**973**	**1315**	**.740**	**276**	**1270**	**1546**	**1088**	**526**	**795**	**92**	**6725**	**2.9**	**2.0**	**12.5**

NBA PLAYOFFS RECORD

Season	Team	G	Min	FGM	FGA	Pct.	3P	3PA	Pct.	FTM	FTA	Pct.	Off	Def	Tot	Ast	Stl	TO	Blk	Pts	RPG	APG	PPG
06-07	DEN	4	47	6	22	.273	0	12	.000	6	6	1.000	1	8	9	2	4	3	1	18	2.3	0.5	4.5
07-08	DEN	4	108	23	43	.535	7	22	.318	20	24	.833	1	6	7	7	4	5	0	73	1.8	1.8	18.3
08-09	DEN	16	435	88	194	.454	38	106	.358	25	46	.543	11	42	53	45	17	26	4	239	3.3	2.8	14.9
09-10	DEN	6	159	21	57	.368	11	31	.355	14	16	.875	5	18	23	10	4	6	2	67	3.8	1.7	11.2
10-11	DEN	5	76	16	45	.356	9	21	.429	8	11	.727	1	9	10	5	2	8	0	49	2.0	1.0	9.8
11-12	NYK	5	175	24	76	.316	5	28	.179	8	8	1.000	2	11	13	11	6	11	1	61	2.6	2.2	12.2
Totals		**40**	**1000**	**178**	**437**	**.407**	**70**	**220**	**.318**	**81**	**111**	**.730**	**21**	**94**	**115**	**80**	**37**	**59**	**8**	**507**	**2.9**	**2.0**	**12.7**

CAREER HIGHS

Minutes	43	vs. CLE	Mar. 28, 2005	**FTM**	10		Done 3 times	**Assists**	9	at ORL	Apr. 5, 2012
FGM	15		Done 3 times	**FTM**	11		Done 3 times	**Steals**	5		Done 5 times
FGA	27	at PHO	Apr. 12, 2005	**Off. Reb.**	6	at IND	Apr. 3, 2012	**Turnovers**	6		Done 4 times
3-Point FGM	11	vs. SAC	Apr. 13, 2009	**Def. Reb.**	10	at LAC	Oct. 31, 2008	**Blocked Shots**	3	at TOR	Jan. 16, 2005
3-Point FGA	18	vs. SAC	Apr. 13, 2009	**Tot. Reb.**	11	vs. PHI	Dec. 26, 2010	**Points**	45	vs. SAC	Apr. 13, 2009

As A Professional: Brought game-changing three-point marksmanship to Knicks via free agent route midway through 2011-12 season...Currently in his ninth NBA season (second with NYK)...Knicks are his third team, following two years with Hornets and five with Nuggets...Career averages of 12.5 ppg with .427 shooting over 24.2 mpg in 538 games (130 starts) as one of the game's premier sixth men...Longtime three-point threat is 968-2,624 (.369) career from Downtown, with five 100-plus home run seasons...Nuggets' all-time career leader in 3PT FGM (768) and is the only player in NBA history to record more than one game with 10-plus 3PT FGM...Has averaged 10-plus ppg in seven of his eight NBA seasons...**Owns four 40-plus scoring games (career high 45 pts for Nuggets vs. Kings, Apr. 13, 2009)**...Prior to shortened 2011-12 season, had appeared in at least 74 games in each of last four seasons...Has participated in NBA Slam Dunk Contest twice (third in 2005 at Denver, third in 2009 at Phoenix)...2005 Western Conference Rookie of the Month three times with Hornets in 2004-05 (Jan, Feb, March)...Has appeared in the NBA Playoffs in each of the last six seasons...Career 12.7 ppg with 70-220 (.318) from Downtown in 40 career Playoff games (all off the bench)...Helped lead Nuggets to 2009 West Finals.

Career Transactions: Drafted out of high school by New Orleans in first round (18th overall) of 2004 NBA Draft...Traded to Chicago with P.J. Brown for Tyson Chandler, Jul. 13, 2006...Traded to Denver for Howard Eisley and two 2007 second round draft picks, Jul. 20, 2006...Became free agent, Jul. 1, 2011; signed with Knicks, Feb. 17, 2012 (re-signed, Jul. 11, 2012).

Downtown: One of the League's premier three-point artists with 968-2,624 (.369) career from Downtown...Has recorded five career 100-plus home run seasons (all with Nuggets), with career-high 180 in 2008-09...**Only player in NBA history to record more than one regular season game with 10-plus three-point FGM:** Had 11 3PT FGM (one shy of League single-game mark) on Apr. 13, 2009 vs. Sacramento in 45-pt game; had 10 3PT FGM on Dec. 23, 2009 vs. Atlanta...Tied NBA mark with eight three-pointers in a half, Feb. 22, 2008 at Chicago...Ranked fifth in NBA with 180 3PT FGM for Nuggets in 2008-09, ninth with 159 in 2009-10...Has recorded seven three-pointers in a half five times in his career (three times with Nuggets, twice with Knicks)...Has recorded seven three-pointers in a quarter twice, both with Nuggets (Feb. 22, 2008 at Chicago, Mar. 24, 2008 at Memphis)...Single-game three-point high as a Knick is seven, twice (Mar. 14, 2012 vs. Portland, Apr. 17, 2012 vs. Boston)...**Owns four career four-point plays (last on Feb. 12, 2008 at Miami)**.

J.R. SMITH | G

Among The All-Time Nuggets: Went 768-2,010 (.382) from Downtown in five seasons with Nuggets...Nuggets' all-time franchise leader in both 3PT FGM (768) and 3PT FGA (2,010)... His career .382 3PT percentage is third on all-time Nuggets list behind Chauncey Billups (.392) and Dale Ellis (.388), minimum 150 3PT FGM...Nailed 180 three-pointers in 2008-09, the second-best

Nathaniel S. Butler, NBAE/Getty Images

single-season mark in Denver history (Dale Ellis 192 in 1996-97)...Owns Nuggets' single-game mark with 11 3PT FGM (one shy of NBA record) on Apr. 13, 2009 vs. Sacramento in 45-pt game.

2011-12 (Knicks): Ignited Knicks' offense upon free agent signing on Feb. 17, befitting reputation as one of League's premier sixth men...Averaged 12.5 ppg (fourth on team), 3.9 rpg and 2.4 apg with .407 shooting (165-405 FGA) over 27.6 mpg in 35 games (one start)...Went 67-193 (.347) from Downtown...Signed with Knicks after starting season with Zhejiang of the Chinese Basketball Association...**Season Highs: Points: 25 (Apr. 17 vs. Boston): Assists: 9* (Apr. 9 at Orlando); Rebounds: 10 (Mar. 26 vs. Milwaukee)...**Led Knicks in scoring five times, assists six times...Recorded six 20-plus scoring games (all off the bench)...Averaged 1.54 spg and recorded 13 multi-steal games...Had one 10-plus rebound game (season high 10 boards on Mar. 26 vs. Bucks)...Scored 20-plus points in a half twice...Overall FG percentage (.407) was his lowest since 2005-06 with Hornets (.393)...**Downtown:** Connected from three-point range in 28 of his 35 games, including each of his last 18 contests...From Downtown, had six three-homer games, three four-homer games and two seven-homer games (Mar. 14 vs. Blazers, Apr. 17 vs. Celtics)...In both of his seven-homer games, connected for seven three-pointers in one half (second half on Mar. 14, first half on Apr. 17), to tie all-time Knicks record for most 3PT FGM in a half (also by John Starks vs. Miami on Nov. 22, 1993 and Shawne Williams at Utah on Jan. 12, 2011)...**More:** Made one start (Mar. 9 at Milwaukee; 3 pts, 1-3 FGA, 18 mins)...Dished off a career-high nine assists on Apr. 5 at Orlando; tied career-high with five steals, three times...Did not miss action due to injury all season...**Became free agent, Jul. 1, 2012; re-signed with Knicks, Jul. 11, 2012...Key Games:** Virtuoso outing with game-high 23 points (8-18 FGA, 7-14 from Downtown) in win over Blazers in Mike Woodson's debut as head coach, Mar. 14. Tied Knicks record with seven three-pointers in a half, the first of two times he'd accomplish the feat...Season-high 10 rebounds in win over Bucks, Mar. 26...Game-high 20 points with nine rebounds and career-high-tying five steals in win over Cavs, Mar. 31...**Ejected (Flagrant Foul 2) in loss at Indiana, Apr. 3** (foul later downgraded to a Flagrant 1)...Vital force in OT Easter ABC win over Bulls, Apr. 8, with 14 points (6-22 FGA, 2-11 from Downtown) in season-high 37 minutes. Nailed a three-point bomb with 3:26 left in fourth qtr to ignite Knicks' 10-0 closing run that sent game into OT...Main cog in vital win at Milwaukee, Apr. 11, with 14 points. Had eight points in fourth qtr, including the game's biggest shot: three-point bomb with 1:04 left that put NY ahead to stay (108-107)...**Scored season-high 25 points (8-16 FGA, 7-10 from Downtown) in win over Celtics, Apr. 17.** Nailed seven three-pointers in first half to tie Knicks club record for second time this season...Team-high 21 points in win over Clippers, Apr. 25. Scored 11 points in fourth qtr, as his 19-foot jumper with 31.7 seconds left and 2-2 FTA with 23.5 left all but sealed matters after Clippers worked an 18-point NYK lead down to one...Game-high 22 points in season-finale win at Charlotte, Apr. 26.

In The Playoffs: Averaged 12.2 ppg (third on team) on 24-76 FGA (.316) over 35.0 mpg off the bench in the five games vs. Heat...5-28 (.179) from Downtown...**Went 8-8 FTA and led 2012 NBA Playoff leader board in FT percentage (1.000, tied with Jazz' Gordon Hayward, 16-16 FTA, 1.000)**...Double-figure scoring in four of the five contests; logged 30-plus minutes off the bench in all five games...Appeared in sixth career post-season; scoring average (12.2) was third-highest of post-season career...Scored a team- and series-high 17 points (7-17 FGA, 3-8 from Downtown) in Game One loss at Miami... Had 12 points (5-18 FGA) in post-season career-high 39 bench minutes in Game Three loss.

Career Highlights: 2006-07: In first season in Denver, missed eight games (Feb. 23-Mar. 11) while recovering from arthroscopic surgery, left knee...Served 10-game NBA suspension, Dec. 18-Jan. 8, in aftermath of Knicks-Nuggets melee at MSG, Dec. 16, 2006...**2007-08:** Established career highs for field goal percentage (.461) and 3PT percentage (.403)...**2008-09:** Averaged 15.2 ppg over 81 games (18 starts) and finished second in voting for NBA Sixth Man of the Year award won by Dallas' Jason Terry...Career-high 180-453 (.397) from Downtown, second-highest 3PT FGM mark in Nuggets history... **Scored a career-high 45 points (13-22 FGA, 11-18 from Downtown) on Apr. 13, 2009 vs. Kings**...Notched 14.9 ppg over 16 Playoff games to help lead Nuggets to West Finals...**2009-10:** Scored a career-high 15.4 ppg in 75 games off the bench...Season high 41 points (10-17 from Downtown) on Dec. 23, 2009 vs. Hawks, becoming first NBA player ever to record multiple games of 10-plus 3PT FGM...Suspended seven games, Oct 28 – Nov. 7)...**2010-11:** Season high 31 points vs. Pistons, Mar. 12, 2011.

Community Corner: Joined teammates Josh Harrellson, Jerome Jordan, Baron Davis and Bill Walker to "Show Kids NY" by hosting 20 children from WHEDco, a Garden of Dreams partner organization, for a sweet NYC adventure at Dylan's Candy Bar, Feb. 28, 2012...Joined the rest of his teammates along with the Knicks coaching staff, alumni and a galaxy of A-list celebrities at the 13th annual Knicks Bowl at Chelsea Piers, Mar. 2, the gala, star-studded event that has raised over $1.9 million for the Garden of Dreams Foundation...While playing in New Orleans, funded two adult literacy scholarships through HANO and was on hand for the ribbon-cutting of the Pecan Grove Resource Center...Funded a Kids Café site with his proceeds from the 2009 Slam Dunk Contest...Started the J.R. Smith Foundation, which helps kids get accepted into St. Benedict's Prep and assisted victims of Hurricane Katrina.

Personal: Earl Smith III, known as J.R....Son of Ida and Earl Smith...Has three brothers and two sisters (younger brother Chris played at Manhattan and Louisville and was invited to Knicks training camp in 2012)...Has a daughter named Demi. ..Played football and baseball in high school...Named MVP of McDonald's High School All-American game in 2004...Named McDonald's High School All-American in 2004.

AMAR'E STOUDEMIRE

Height: 6'11"
Weight: 245 lbs.
Born: Nov. 16, 1982
Lake Wales, FL

High School: Cypress Creek HS (Orlando, FL)

Years Pro: 10
Position: Forward

NBA REGULAR SEASON RECORD

Season	Team	G	Min	FGM	FGA	Pct.	3P	3PA	Pct.	FTM	FTA	Pct.	Off	Def	Tot	Ast	Stl	TO	Blk	Pts	RPG	APG	PPG
02-03	PHO	82	2570	392	830	.472	2	10	.200	320	484	.661	250	471	721	78	62	189	87	1106	8.8	1.0	13.5
03-04	PHO	55	2025	411	865	.475	1	5	.200	310	435	.713	157	339	496	78	64	177	89	1133	9.0	1.4	20.6
04-05	PHO	80	2889	747	1336	.559	3	16	.188	583	795	.733	219	494	713	131	77	189	130	2080	8.9	1.6	26.0
05-06	PHO	3	50	9	27	.333	0	1	.000	8	9	.889	6	10	16	2	1	1	3	26	5.3	0.7	8.7
06-07	PHO	82	2689	607	1055	.575	0	3	.000	457	585	.781	222	564	786	84	78	232	110	1671	9.6	1.0	20.4
07-08	PHO	79	2677	714	1211	.590	5	31	.161	556	691	.805	178	541	719	118	64	174	163	1989	9.1	1.5	25.2
08-09	PHO	53	1948	404	749	.539	3	7	.429	323	387	.835	116	314	430	104	49	150	57	1134	8.1	2.0	21.4
09-10	PHO	82	2838	704	1264	.557	1	6	.167	487	632	.771	230	502	732	82	52	213	83	1896	8.9	1.0	23.1
10-11	NYK	78	2870	744	1482	.502	10	23	.435	473	597	.792	198	438	636	202	71	250	150	1971	8.2	2.6	25.3
11-12	NYK	47	1543	316	654	.483	5	21	.238	186	243	.765	106	261	367	52	38	112	45	823	7.8	1.1	17.5
Totals		**641**	**22099**	**5048**	**9473**	**.533**	**30**	**123**	**.244**	**3703**	**4858**	**.762**	**1682**	**3934**	**5616**	**931**	**556**	**1687**	**917**	**13829**	**8.8**	**1.5**	**21.6**

NBA PLAYOFFS RECORD

Season	Team	G	Min	FGM	FGA	Pct.	3P	3PA	Pct.	FTM	FTA	Pct.	Off	Def	Tot	Ast	Stl	TO	Blk	Pts	RPG	APG	PPG
02-03	PHO	6	203	34	65	.523	1	1	1.000	16	28	.571	16	31	47	7	10	19	9	85	7.8	1.2	14.2
04-05	PHO	15	601	153	284	.539	0	3	.000	143	183	.781	60	100	160	18	10	47	30	449	10.7	1.2	29.9
05-06	Did Not Play - Injured																						
06-07	PHO	10	343	91	174	.523	1	3	.333	70	91	.769	30	91	121	6	13	19	19	253	12.1	0.6	25.3
07-08	PHO	5	204	48	99	.485	1	4	.250	19	30	.633	15	30	45	2	7	14	12	116	9.0	0.4	23.2
09-10	PHO	16	584	124	239	.519	0	4	.000	107	142	.754	46	60	106	18	11	40	24	355	6.6	1.1	22.2
10-11	NYK	4	134	21	55	.382	0	0	---	16	24	.667	11	20	31	7	1	12	3	58	7.8	1.8	14.5
11-12	NYK	4	139	20	36	.556	0	0	---	21	28	.750	8	18	26	3	5	12	1	61	6.5	0.8	15.3
Totals		**60**	**2208**	**491**	**952**	**.516**	**3**	**15**	**.200**	**392**	**526**	**.745**	**186**	**350**	**536**	**61**	**57**	**163**	**98**	**1377**	**8.9**	**1.0**	**23.0**

NBA ALL-STAR RECORD

Season	Team	Min	FGM	FGA	Pct.	3P	3PA	Pct.	FTM	FTA	Pct.	Off	Def	Tot	Ast	Stl	TO	Blk	Pts
2005	PHO	20	3	11	.273	0	0	---	0	2	.000	4	5	9	2	1	1	0	6
2007	PHO	21	14	22	.636	0	1	.000	1	1	1.000	6	3	9	3	1	1	2	29
2008	PHO	23	8	11	.727	1	2	.500	1	3	.333	0	5	5	0	1	1	1	18
2009	PHO	25	7	10	.700	0	0	---	5	6	.833	3	3	6	0	0	2	0	19
2010	PHO	20	5	10	.500	0	0	---	2	2	1.000	3	7	10	0	1	2	0	12
2011	NYK	28	11	20	.550	1	2	.500	6	6	1.000	3	3	6	2	0	1	1	29
Totals		**137**	**48**	**84**	**.571**	**2**	**5**	**.400**	**15**	**20**	**.750**	**19**	**26**	**45**	**7**	**4**	**8**	**4**	**113**

CAREER HIGHS

Minutes	54	at DET	Nov. 28, 2010	**FTM**	20	vs. HOU	Mar. 22, 2008	**Assists**	8	Done 2 times
FGM	20	vs. POR	Jan. 2, 2005	**FTA**	23	at NYK	Jan. 25, 2005	**Steals**	6	Done 2 times
FGA	32	vs. CLE	Mar. 4, 2011	**Off. Reb.**	11		Done 2 times	**Turnovers**	11	at WAS Dec. 10, 2010
3-Point FGM	2		Done 3 times	**Def. Reb.**	17	vs. NOH	Feb. 6, 2008	**Blocked Shots**	10	vs. UTA Feb. 7, 2004
3-Point FGA	3		Done 2 times	**Tot. Reb.**	23	vs. SAS	Feb. 1, 2007	**Points**	50	vs. POR Jan. 2, 2005

As A Professional: Arrival of six-time NBA All-Star in summer 2010 ignited Knicks' renaissance which has resulted in back-to-back Playoff appearances after six-year post-season dry spell...Assumed role as Knicks' on- and off-court leader immediately upon acquisition; currently in 11th pro season and third in New York, following eight years with Phoenix...**Five time All-NBA selection (First Team in 2007, Second Team in 2005, 2008, 2010 and 2011)...Six-time NBA All-Star (2005, 2007, 2008, 2009, 2010, 2011), with three starts (2009, 2010, 2011)...got milk? NBA Rookie of the Year and All-Rookie First Team in 2002-03...**Named Knicks captain on Sep. 25, 2010. ..With the departure of Toney Douglas, now ranks as senior Knick in terms of continuous service with NYK...Owns 10-year career averages of 21.6 ppg, 8.8 rpg, 1.43 bpg and .533 shooting over 641 games (624 starts)... **Has authored 18 career 40-plus scoring games (15 for Suns, three for Knicks), one 50-plus game (career-high 50 vs. Blazers, Jan. 2, 2005) and six 20-plus rebound games**...Has four career 20-20 games, one 30-20 game and 11 40-10 games...Has averaged 20-plus points in seven of his 10 NBA seasons...**Has ranked among NBA Top Ten in FG percentage in four of the last six seasons, NBA Top Ten in scoring in four of last eight seasons...**Has started each of his last 417 career regular season games (last time off the bench was on Nov. 4, 2006 at Clippers; 2 pts, 11 mins)...Authored a streak of 137 consecutive double-figure scoring games, snapped when he scored six at Memphis, Jan. 12, 2012...**On all-time Suns career lists, is third in rebounds (4,613), third in FTM (3,044), third in FTA (4,018) and fifth in blocks (722)...All-time Suns leader with 15 40-plus scoring games...**Two-time NBA Western Conference Player of the Month (Apr. 2005, Mar. 2010), eight-time Player of the Week (six West, two East)...**Played in 2003 and 2004 Rookie Challenge at NBA All-Star Weekend (MVP of 2004 Game)...**Has participated in two NBA Slam Dunk contests at All-Star Weekend (third in 2003 at Atlanta, second to Atlanta's Josh Smith in

George Kalinsky for Madison Square Garden

2005 at Denver)...Before limited to 47 games in lockout-shortened 2011-12 campaign, had appeared in at least 78 games in four of prior five seasons...Underwent surgery on both knees in 2005-06 (played in three games), eye surgery in 2008-09 (53 games)...Has averaged 22.9 ppg in 60 post-season games (all starts), appearing in two Western Conference Finals for Suns (injured for Suns' run to West Finals in 2006). Has four career 40-plus Playoff scoring games...Won bronze medal as member of Team USA at 2004 Athens Olympics,...**Early Entry candidate out of high school in 2002 NBA Draft; selected by Phoenix (ninth overall). Only high school selection in '02 Draft...Acquired by Knicks via sign-and-trade, Jul. 9, 2010.**

2011-12 (Knicks): Co-captain persevered through season shortened by injury and personal tragedy...Over 47 games (all starts), Amar'e averaged 17.5 ppg (second on team to Anthony's 22.6), 7.8 rpg and .483 shooting (316-654 FGA) over 32.8 mpg...Went 186-243 FTA (.765) and 5-21 (.238) from Downtown...**Season Highs: Points: 34 (Feb. 2 vs. Chicago): Assists: 4, twice; Rebounds: 14 (Jan. 25 at Cleveland)...**Led Knicks in scoring 16 times, rebounds 16 times...Had 18 20-plus scoring games, one 30-plus game (season-high 34 points vs. Bulls, Feb. 2) and 16 double-doubles...Recorded five games with at least five offensive rebounds (season high eight offensive boards on Jan. 9 vs. Bobcats)...Scoring average (17.5) was third-lowest of career and snapped a string of five straight 20-plus scoring seasons...FG percentage (.483) ended streak of five straight .500-plus shooting seasons...Played in 600th career NBA game, Jan. 7 at Detroit...Played in fewest games (47) since he appeared in just three games in 2005-06 with Suns (knee surgeries)...Did not play in enough games (needed 57) to qualify for perennial spot on NBA Leader Board...**TIME AWAY: Missed a total of 15 games due to injury:** two (Dec. 31-Jan. 2) with sprained left ankle, 13 (Mar. 26-Apr. 18) with bulging disc, lower back (Knicks 10-5)...Missed four games (Feb. 6-11) due to personal reasons following the death of his brother Hazell in Lake Wells, Fla., on Feb. 6...**Key Games:** Limited to just six points (1-7 FGA) in loss at Memphis, Jan. 12, **ending a streak of 137 consecutive regular season double-figure scoring games** (first single-digit regular season game since Dec. 26, 2009 for Suns at Golden State; 9 pts)...Logged season-high 45 minutes in 2OT loss to Nuggets (12 pts, 11 reb), Jan. 21...Hauled in season-high 14 rebounds with 19 points in loss at Cleveland, Jan. 25...Valiant effort in loss to Bulls with game- and-season high 34 points (16-27 FGA), Feb. 2; lone 30-plus effort of season...In final game prior to being sidelined with bulging disc, had 17 points (7-10 FGA) in win over Pistons, Mar. 24...Key figure in win at Atlanta with 22 points (9-13 FGA) and game-high 12 rebounds, Apr. 22.

In The Playoffs: Averaged 15.3 ppg and 6.5 rpg with 20-36 FGA (.556) over 34.8 mpg in four games (all starts) in injury-shortened series vs. Miami...**Topped 2012 NBA Playoff leader board in FG percentage (.556)...**Scoring average (15.3) was second on team to Anthony's 27.8...Had 18 points in series-high 41 minutes in Game Two, but suffered lacerated left hand post-game...Listed as inactive (hand) in Game Three...Returned to action for inspirational performance in Game Four win at MSG with series-high 20 points (8-13 FGA) and game-high 10 rebounds in 34 minutes...Had 14 points in Game Five finale (32 mins, DQ).

Year-By-Year: 2002-03 (Suns): NBA Rookie of the Year...All-Rookie First Team... Made immediate impact as **2002-03 got milk? NBA Rookie of the Year, also named to NBA All-Rookie First Team...**NBA Western Conference Rookie of the Month twice (January, April)...Averaged 13.5 ppg and 8.8 rpg, playing all 82 games (71 starts)...Led NBA rookies in rebounding (8.8) and was second in scoring (13.5) and minutes (31.3)...Joined Houston's Yao Ming as only unanimous selections to All-Rookie First Team...Had 11 20-plus scoring games and 25 double-doubles...Season-highs 38 pts vs. Minnesota, Dec. 30; 21 rebounds on Jan. 20-vs. Memphis (Suns' highest rebound total since Charles Barkley's 26 vs. Rockets, Mar. 24, 1995)...Scored 18 points in 22 minutes for Rookie squad in got milk? Rookie Challenge at Atlanta...Averaged 14.2 ppg over six games (all starts) in first-round Playoff loss to Spurs.

2003-04 (Suns): Averaged 20.6 ppg and 9.0 rpg over 55 games (53 starts) in injury-shortened sophomore season...Had four 30-plus scoring games with season-high 33, twice...Season-high 18 rebounds on Nov. 10 at Golden State...**Recorded career high and Suns single-game record 10 blocks vs. Jazz, Feb. 7, 2004** (also by Larry Nance at Philadelphia, Jan. 4, 1988)...MVP of got milk? Rookie Challenge at Los Angeles, with game-highs 36 points and 11 rebounds for Sophomore squad (set Rookie Game scoring record later broken by Kevin Durant)...Did not play in enough games to qualify for NBA Leader Board...Missed a total of 27 games (over Dec-Feb) with sprained left ankle.

2004-05 (Suns): NBA All-Star...All-NBA Second Team...Earned All-NBA Second Team honors with career-high 26.0 ppg (fifth in NBA), adding 8.9 rpg (17th) and .559 FG percentage (second in NBA to Shaquille O'Neal's .601 for Heat)...Logged 36.1 mpg over 80 games (all starts)...Only player ranked in NBA Top Ten in both scoring and FG percentage..Named NBA Western Conference Player of the Month for April, Western Conference Player of the Week twice...**Main factor as Suns went from 29 to 62 wins...**Recorded six 40-plus scoring games, including **career-high 50 points (20-27 FGA) on Jan. 2, 2005 vs. Blazers...**Had 27 double-doubles, with season-high 19 rebounds at Memphis, Feb. 1...**Set Suns single-season records for both FTM (583) and FTA (795)**...Attempted career-high 23 FTA (made 15) in win over Knicks at MSG, Jan. 25, 2005...In his first NBA All-Star Game, had six points and game-high nine rebounds in 20 bench mins at Denver, Feb. 20...Missed two games in Mar. (inflamed left ankle)...Enjoyed standout Playoff run with 29.9 ppg and 10.7 rpg in 15 games (all starts) as Suns drove to West Finals...Set Suns record for highest scoring average in a single post-season (29.9)...Had three 40-plus Playoff games, with career Playoff high 42 pts vs. Spurs in Game Five of West Finals (Jun. 1, 2005).

2005-06 (Suns): Missed all but three games due to two separate knee surgeries (one on each knee)...Underwent **left knee microfracture surgery, Oct 11, 2005,** and was inactive for Suns' first 66 games...Returned to action in Mar. with 8.7 ppg over 16.8 mpg in three games (all starts)...Then **underwent arthroscopic surgery on right knee, Apr. 5, 2006...**Sidelined for NBA Playoffs as Suns advanced to West Finals for second straight season.

2006-07 (Suns): NBA All-Star...All-NBA First Team... Returned to action with a vengeance, averaging 20.4 ppg (18th in NBA), career-high 9.6 rpg (ninth) and 1.34 bpg (23rd) with .575 shooting (fifth) over 33.8 mpg...Appeared in all 82 games (78 starts)...Joined Carlos Boozer and Elton Brand as only players ranked in NBA Top 20 in scoring, rebounding and FG percentage..Led Suns to 61 wins and third straight Pacific Division title...Had three 40-plus scoring games, with season-high 43 at Atlanta, Feb. 25...Had two 20-plus

rebound games, with **career-high 23 rebounds vs. Spurs on Feb. 1, 2007...**Fifth in NBA with 46 double-doubles...Scored 29 points in West's triumph at NBA All-Star 2007 at Las Vegas, Feb. 18...Western Conference Player of the Week for period ending Feb. 26... Enjoyed stellar post-season run with 25.3 ppg and 12.1 rpg over 34.3 mpg in 10 Playoff games (all starts) vs. Lakers and Spurs...Career Playoff high 21 rebounds in Game Four of first round vs. Lakers (Apr. 29, 2007)...**Suspended (with Boris Diaw) for Game Five of West Semis vs. Spurs** for leaving immediate vicinity of the bench during altercation in final seconds of Suns' Game Four win (May 14, 2007)...Game-high 38 pts in series-ending Game Six loss to Spurs (May 18, 2007).

2007-08 (Suns): NBA All-Star...All-NBA Second Team... Authored perhaps finest all-around season of Phoenix stint...Averaged 25.2 ppg (fifth in NBA), 9.1 rpg (18th in NBA) and shot career-high .590 (fifth) over 33.9 mpg in 79 games (all starts)...Notched career-highs in FG percentage (.590), total blocks (163) and blocks per game (2.06, sixth in NBA)...First NBA player since Spurs' Tim Duncan (in 2001-02) to average at least 25 pts, nine rebounds and two blocks...Only NBA player ranked in Top Ten in scoring, FG percentage and blocks...Named Western Conference Player of the Week twice...Two 40-plus scoring games, with season-high 42 at Indiana, Dec. 4... Had 36 double-doubles...Season-high 20 rebounds vs. New Orleans, Feb. 6...Scored 18 points for West in NBA All-Star 2008 at New Orleans...Went Suns single-game record 20-20 FTA on Mar. 22 vs. Rockets...Scored 20-plus points in 18 straight games, Mar. 11-Apr. 14...Missed three games in Nov. (sore right knee)...Averaged 23.2 ppg in five games (all starts) in first round Playoff loss to Spurs.

2008-09 (Suns): NBA All-Star... Season cut short due to eye surgery...Averaged 21.4 ppg, 8.1 rpg and .539 shooting over 36.8 mpg in 53 games (all starts)...Led Suns in scoring (21.4) and was second in rebounding (8.1 to Shaquille O'Neal's 8.4), but didn't qualify for NBA Leader Board in either category...Finished ninth in NBA in FG percentage (.539) and 38th in FT percentage (career-high .835)...Had two 40-plus scoring games and 16 double-doubles...Western Conference Player of the Week for period ending Nov. 9... Season-high 49 points on Nov. 5 at Indiana (17-21 FGA, 15-15 FTA), adding 11 rebounds, six assists and five steals, joining Hall of Famer Rick Barry (1974) as only NBA players to record a game of 49-10-5-5...Season-high 20 rebounds on Dec. 6 vs. Jazz...Started for West squad at NBA All-Star 2009 at Phoenix (19 pts)...**Suffered detached retina (right eye) following collision with Clippers' Al Thornton at LA, Feb, 19, 2009.** Finished out the game and wound up with 42 points (15-20 FGA) in 36 minutes...**Underwent surgery to repair detached retina on Feb. 20, 2009, and missed season's final 29 games.**

2009-10 (Suns): NBA All-Star...All-NBA Second Team... In eighth and final season in Phoenix, averaged 23.1 ppg (10th in NBA), 8.9 rpg (17th) and .557 shooting (seventh) over 34.6 mpg in 82 games (all starts)...Appeared in all 82 games for third time in career, after eye surgery limited him to 53 games the prior season...Led Suns in scoring 49 times, rebounding 39 times...Authored two 40-plus scoring games, 15 30-plus efforts...Had 30 double-doubles and one 20-plus rebound game (season-high 21 boards vs. Kings, Dec. 5)...Joined Toronto's Chris Bosh as only NBA players to average 22 pts and eight rebs...Western Conference Player of the Month for March...Led NBA in points in the paint (1,110) and was second in dunks (187, trailing Orlando's Dwight Howard, 197)...Started NBA All-Star Game, with 12 points and game-high 10 rebounds for West at Dallas...Scored 10,000th career point on Jan. 16 at Charlotte... Season-high 44 points vs. Jazz, Mar. 19...Started all 16 games in Suns' march to Western Conference Finals, with 22.2 ppg...Averaged 25.0 ppg in West Finals vs. Lakers, tying career Playoff high with 42 points in Suns' win in Game Three at Phoenix (May 23, 2010)... **Acquired by Knicks via sign-and-trade with Phoenix, Jul. 9, 2010.**

2010-11 (Knicks): NBA All-Star...All-NBA Second Team... In debut NYK season, led Knicks to first NBA Playoff berth since 2004, averaging 25.3 ppg (sixth in NBA), 8.2 rpg (23rd) and 1.92 bpg (7th) over 78 games (all starts)...Shot .502 (30th in NBA) over 36.8 mpg (20th in NBA)...Named to 2010-11 All-NBA Second Team, first Knick to earn All-NBA honors since Patrick Ewing (Second Team) in 1996-97...Ninth (9 pts) in balloting for 2010-11 KIA NBA Most Valuable Player award won by Bulls' Derrick Rose; highest MVP finish for a Knick since Ewing in 1996-97 (eighth)...Recorded highest-scoring average for a Knick over a full season since Ewing (26.6) in 1990-91...Notched career bests in total assists (202) and apg (2.6)...Led Knicks in scoring 49 times, rebounds 38 times...Recorded 22 30-plus scoring games, three 40-plus games and 26 double-doubles...Scored at least 20 points in a half 16 times...Missed four games due to injury (one with sprained right big toe; three with sprained left ankle)...**Scored 30-plus points in a club record nine consecutive games, Nov. 28-Dec. 15, breaking mark of seven straight by Willie Naulls (Feb. 22-Mar. 4, 1962). Averaged 34.4 ppg (310) on 123-207 FGA (.594) during the 30-plus streak...Scored 20-plus points in 26 consecutive games, Nov. 24-Jan. 19, falling three shy of all-time club record 29 straight by Richie Guerin (Jan. 30-Mar. 14, 1962). Averaged 28.5 ppg (740) during the 20-plus streak...Recorded three 40-plus scoring games (41 pts each time);** on Jan. 17 vs. Suns, Feb. 6 vs. Sixers and Mar. 4 vs. Cavs...Scored 29 points for East squad at 2011 NBA All-Star Game at Los Angeles (sixth All-Star selection, third straight start)... Voted East starter in worldwide T-Mobile All-Star fan voting with 1,674,995 votes, second among East forwards to Miami's LeBron James (2,053,011)...**First Knick voted All-Star starter since Patrick Ewing for 1997 Game at Cleveland (DNP, strained left groin)...**Assistant coach for Rookie squad at T-Mobile Rookie Challenge...**Named Eastern Conference Player of the Week twice (periods ending Nov. 21 and Dec. 5);** first Knick to win multiple POTW honors since Patrick Ewing (three times in 1992-93)....Scored 20 points with six blocks in win at Charlotte, Nov. 24, including clutch rejection of Stephen Jackson's dunk attempt in final minute. Played game's final minute with blank jersey front, the numeral 1 having come off...Logged **career-high 54 minutes** (37 pts, 15 reb, season-high 7 ast) in 2OT win at Detroit, Nov. 28...On Dec. 5, had game-high 31 points and season-high 16 rebounds in win at Toronto...Committed 11 turnovers on Dec. 10 at Washington, tying Micheal Ray Richardson's single-game club mark (Nov. 13, 1981 at Milwaukee)...Recorded club record ninth straight 30-plus game in loss to Celtics, Dec. 15 (39 pts). Nailed potential game-winning 3PT FG off Fields inbound with 0.4 left, but shot disallowed after video review...Averaged 14.5 ppg over 33.5 mpg in first-round Playoff loss to Boston, starting all four games despite being hobbled with back spasms...Scored game- and series-high 28 points in Game One...Initially suffered back spasms prior to Game Two, and was limited to just 18 first-half minutes (career Playoff low 4 pts, 2-9 FGA, 5 reb)...Returned to action in Game Three, but was limited to seven points and three rebounds in 33 minutes...Played through pain to log game-high 44 minutes with 19 points and game-high 12 rebounds in Game Four loss.

As An Olympian: Earned Bronze Medal as a member of Team USA at the 2004 Olympics in Athens, averaging 2.8 ppg in eight games...Won a Gold Medal at the 2007 Olympic Qualifying Tournament in Las Vegas as a member of the USA Men's Senior National Team...Was one of 23 players named to USA Basketball Men's Senior National Team in 2006, but did not make final roster after deciding to continue knee rehab.

Community Corner: One of Knicks' most visible and active players among area youth...Oversees STAT City ticket program which provides tickets to Knicks home games to area youth groups throughout the season...Partnered with Scholastic Books to author a series of children's books inspired by his nickname: "STAT: Standing Tall and Talented". First volume, "Home Court" was released in summer 2012, with "Double Team" released in Oct 2012...Joined teammates Renaldo Balkman, Tyson Chandler, Landry Fields, Jared Jeffries, Iman Shumpert, Carmelo Anthony and Bill Walker to host a clinic for 100 children to celebrate NBA FIT Live Healthy Week in conjunction with Garden of Dreams Foundation, Jan. 30, 2012 at MSG Training Center....Joined the rest of his teammates to celebrate the holidays with 150 Garden of Dreams Children at the GDF Holiday Launch party at MSG Training Center, Dec. 19, 2011...Joined the rest of his teammates along with the Knicks coaching staff, alumni and a galaxy of A-list celebrities at 13th annual Knicks Bowl at Chelsea Piers, Mar. 2, 2012, the gala, star-studded event that has raised over $1.9 million for Garden of Dreams Foundation...On Oct 24, 2010, joined the rest of his teammates for a series of interactive community appearances at historic youth basketball locations... Joined Wilson Chandler, Eddy Curry, Timofey Mozgov, Kelenna Azubuike and Bill Walker to surprise 15 members of The Children's Village basketball team with all-new basketball gear, Nov. 3, 2010, through Garden of Dreams Foundation...Focal point of PETA's "Ink Not Mink" campaign...**With Suns, was winner of NBA Community Assist Award for October 2008**...Founded Each 1, Teach 1, The Amar'e Stoudemire Foundation to help families and youth in need...Donated clothes and school supplies to more than 500 children in his hometown of Lake Wales, Fla...Hosted a similar event at Martin Luther King, Jr. Elementary School in Phoenix, joining forces with Staples to provide backpacks and school supplies...During 2009 NBA All-Star Weekend in Phoenix, hosted 20 local children from the Boys & Girls Club of Metropolitan Phoenix with tickets to NBA Jam Session...Donated food and hygiene boxes to "Save the Family" in Mesa in conjunction with Feed The Children program in Apr. 2008...During Christmas 2007, dressed as STAT-a-Claus and provided food and gifts to 400 families with Black Family and Child Services of Arizona...His voice was featured in wake-up calls and alarm ringtones for teens, encouraging them to finish school as part of the Boost Up High School Dropout Prevention Campaign...Along with Home Depot, opened the Amar'e Stoudemire Reading and Learning Center on Jun. 30, 2006 at the Boys & Girls Club of Metropolitan Phoenix...Worked with the NBA and Toyota to donate 10 cars to families who were victims of Hurricane Katrina.

Off The Court: His No. 1 Knicks jersey was the 11th-most popular NBA jersey based on sales at the temporary NBA Store on Fifth Avenue and on NBAStore.com from Apr. 2011 to Apr. 2012. Joined then-teammate Jeremy Lin (second to Chicago's Derrick Rose) and Carmelo Anthony (No. 5) among the Top 15 Most Popular NBA Jerseys...Also had the 13th most popular jersey in international sales, based on sales at adidas locations outside the U.S. during the 2011-12 season (teammate Carmelo Anthony ranked eighth on the same international sales list)... Has embraced Big Apple cultural and entertainment scene, becoming one of NYC's most visible and beloved athletes...Honored guest at after-party at Top of the Standard for Met Costume Institute Gala hosted by Anna Wintour, May 7, 2012...Visited Dead Sea Scrolls exhibit at Discovery Times Square, Mar. 15, 2012... Along with teammate Carmelo Anthony, was among star-studded gathering invited to Steve Tisch's and Harvey and Bob Weinstein's gala NY Giants pre-Super Bowl pep rally at Michael's, Feb. 1, 2012...Honored guest at Fashion Group International's 28th annual Night of Stars, Oct 27, 2011...In summer 2012, unveiled new Nike Hyperposite PE shoe line; co-hosted ESPN special celebrating release of new Nike Air Max Sweep Thru shoes in Oct 2011...Celebrated landmark partnership with Activision's "Skylanders: Spyros Adventure" with gala event at Guastavino's. Oct 14, 2011...Celebrated landmark partnership with Sheets Energy Strips with gala, star-studded event at Wall Street Duane Reade, Oct 14, 2011...Celebrated his magazine cover and launch of his personalized Range Rover model Evoque with gala event at Range Rover Manhattan, Oct 12, 2011...Launched clothing line with designer Rachel Roy as part of Roy's contemporary label for Macy*s, including a line specifically for female fans...In summer 2011, entered into landmark agreement for website launch via BigLeadSports.com, providing commentary and updates on sports, fantasy basketball and fashion...Amar'e on fashion: "I love fashion, I love watches, I love shoes. I make sure that every time I step out of the house, I'm feeling comfortable and fashion-forward. Depending on the occasion, I dress the part."...Honored guest at Givenchy Spring 2013 menswear show in Paris in summer 2012...Profiled in the Apr. 2011 issue of *Vogue*...Co-hosted Whitney Art Party at High Line Stages with Shala Monroque and Eddie Borgo, May 24, 2011...Delivered Top Ten list on The Late Show with David Letterman, Oct 29, 2010; appeared on the Letterman show again on Jan. 13, 2011...Appeared in cameo role on Fox-TV's "The Mindy Project" in Sep. 2012...In spring 2011, announced plans to co-produce "The Strangers 2" with Ryan Kavanaugh...Co-hosted ESPN's *SportsNation* in Jul. 2011.

Personal: Amar'e Carsares Stoudemire...Name is pronounced AH-mahr-AY...Nicknamed STAT (Standing Tall and Talented) and has that name tattooed on his right arm...Announced engagement to longtime girlfriend Alexis Welch in Paris in Jun. 2012...Has a son and two daughters...Father passed away when he was 12 years old...Son of Carrie Stoudemire, has three brothers: Marwan, Jerrell and Calvin; and three sisters: Delillah, Chiquitta and Dasia...A fourth brother, Hazell Jr., was tragically killed in an automobile crash in Florida on Feb. 6, 2012...Enrolled at University of Miami (Fla.) in summer 2012, pursuing Bachelor of General Studies degree...Embarked on ambitious training program in summer 2012 overseen by Hall of Famer Hakeem Olajuwon...Visited Israel in summer 2010...Made a cameo appearance on the season finale of the NBC hit reality series "The Apprentice" in Dec. 2004...Winner of "Wheel of Fortune's" NBA Week in 2003 and donated earnings to the Boys and Girls Club....Has twice been featured as the cover athlete for Sony's video game NBA '06 and NBA '08...During Phoenix stint, owned a restaurant - Stoudemire's Downtown - located within walking distance of US Airways Center...Didn't start playing basketball until he was 14 years old...Named to *Parade* Magazine All-America High School Boys Basketball First Team and to 2002 Boys Basketball First Team...Named Mr. Basketball by the state of Florida following senior season in 2001-02...As a senior at Cypress Creek, averaged 29.1 ppg and 15 rpg...Scored 10 pts in the 2002 McDonald's All-America Game at MSG, Apr. 4, 2002...Did not play high school basketball as a junior due to ineligibility caused by transfers from numerous high schools...Prior to his early entry into the NBA Draft, had planned to attend the University of Memphis...Fan of G.I. Joe as a kid... His YouTube channel, "statTV", is designed to give fans behind-the-scenes access to his life...For news and community updates, visit www.amarestoudemire.com.

KURT THOMAS

Height: 6' 9"
Weight: 245 lbs.
Born: Oct. 4, 1972 Dallas, TX

High School: Hillcrest (Dallas, TX)
College: Texas Christian

Years Pro: 17
Position: Forward/Center

NBA REGULAR SEASON RECORD

Season	Team	G	Min	FGM	FGA	Pct.	3P	3PA	Pct.	FTM	FTA	Pct.	Off	Def	Tot	Ast	Stl	TO	Blk	Pts	RPG	APG	PPG
95-96	MIA	74	1655	274	547	.501	0	2	.000	118	178	.663	122	317	439	46	47	98	36	666	5.9	0.6	9.0
96-97	MIA	18	374	39	105	.371	0	1	.000	35	46	.761	31	76	107	9	12	25	9	113	5.9	0.5	6.3
97-98	DAL	5	73	17	45	.378	0	0	---	3	3	1.000	8	16	24	3	1	10	0	37	4.8	0.6	7.4
98-99	NYK	50	1182	170	368	.462	0	1	.000	66	108	.611	82	204	286	55	45	73	17	406	5.7	1.1	8.1
99-00	NYK	80	1971	270	535	.505	1	3	.333	100	128	.781	144	361	505	82	51	105	42	641	6.3	1.0	8.0
00-01	NYK	77	2125	314	614	.511	1	3	.333	171	210	.814	172	343	515	63	61	99	69	800	6.7	0.8	10.4
01-02	NYK	82	2771	463	938	.494	1	6	.167	216	265	.815	214	533	747	87	71	153	79	1143	9.1	1.1	13.9
02-03	NYK	81	2577	497	1028	.483	2	3	.667	138	184	.750	160	477	637	162	81	138	97	1134	7.9	2.0	14.0
03-04	NYK	80	2548	392	829	.473	0	3	.000	106	127	.835	145	517	662	149	56	132	80	890	8.3	1.9	11.1
04-05	NYK	80	2855	424	901	.471	2	4	.500	66	84	.786	170	661	831	160	70	99	79	916	10.4	2.0	11.5
05-06	PHO	53	1411	190	391	.486	0	0	---	75	92	.815	102	313	415	57	23	57	54	455	7.8	1.1	8.6
06-07	PHO	67	1208	126	259	.486	0	1	.000	56	71	.789	86	293	379	24	24	35	29	308	5.7	0.4	4.6
07-08	SEA/SAS	70	1584	195	396	.492	0	1	.000	53	80	.663	130	377	507	67	56	46	57	443	7.2	1.0	6.3
08-09	SAS	79	1404	153	304	.503	0	2	.000	37	45	.822	134	271	405	66	34	42	58	343	5.1	0.8	4.3
09-10	MIL	70	1049	99	208	.476	0	0	---	12	15	.800	84	207	291	47	26	48	46	210	4.2	0.7	3.0
10-11	CHI	52	1178	95	186	.511	1	1	1.000	20	32	.625	75	226	301	60	32	42	42	211	5.8	1.2	4.1
11-12	POR	53	803	73	157	.465	0	0	---	14	20	.700	39	149	188	46	24	31	31	160	3.5	0.9	3.0
Totals		**1071**	**26768**	**3791**	**7811**	**.485**	**8**	**31**	**.258**	**1286**	**1688**	**.762**	**1898**	**5341**	**7239**	**1183**	**714**	**1233**	**825**	**8876**	**6.8**	**1.1**	**8.3**

NBA PLAYOFFS RECORD

Season	Team	G	Min	FGM	FGA	Pct.	3P	3PA	Pct.	FTM	FTA	Pct.	Off	Def	Tot	Ast	Stl	TO	Blk	Pts	RPG	APG	PPG
95-96	MIA	3	60	4	10	.400	0	0	---	4	4	1.000	4	12	16	3	2	5	1	12	5.3	1.0	4.0
98-99	NYK	20	419	45	118	.381	0	0	---	16	23	.696	38	72	110	7	15	19	12	106	5.5	0.4	5.3
99-00	NYK	16	251	31	61	.508	0	0	---	7	10	.700	18	32	50	5	3	14	6	69	3.1	0.3	4.3
00-01	NYK	5	186	25	47	.532	0	0	---	22	31	.710	17	39	56	9	2	9	5	72	11.2	1.8	14.4
03-04	NYK	4	139	21	49	.429	0	0	---	9	12	.750	9	37	46	6	7	10	3	51	11.5	1.5	12.8
05-06	PHO	1	6	0	0	---	0	0	---	1	2	.500	0	1	1	0	0	0	0	1	1.0	0.0	1.0
06-07	PHO	11	212	34	65	.523	0	0	---	15	17	.882	11	43	54	12	6	9	9	83	4.9	1.1	7.5
07-08	SAS	17	268	32	70	.457	0	0	---	5	7	.714	26	58	84	6	2	13	6	69	4.9	0.4	4.1
08-09	SAS	5	80	5	11	.455	0	0	---	3	4	.750	4	19	23	2	1	4	2	13	4.6	0.4	2.6
09-10	MIL	7	199	17	35	.486	0	0	---	4	5	.800	12	43	55	11	3	8	4	38	7.9	1.6	5.4
10-11	CHI	7	74	10	18	.556	0	2	.000	0	0	---	9	10	19	3	1	3	3	20	2.7	0.4	2.9
Totals		**96**	**1894**	**224**	**484**	**.463**	**0**	**2**	**.000**	**86**	**115**	**.748**	**148**	**366**	**514**	**64**	**42**	**94**	**51**	**534**	**5.4**	**0.7**	**5.6**

CAREER HIGHS

Minutes	49	at PHI	Mar. 12, 2004	**FTM**	10	at NJN	Dec. 4, 1999	**Assists**	7	vs. BOS	Nov. 2, 2002
FGM	16	at CLE	Mar. 17, 2002	**FTA**	12	at NJN	Dec. 4, 1999	**Steals**	5	at UTA	Mar. 8, 2002
FGA	27	at GSW	Feb. 21, 2003	**Off. Reb.**	11	vs. IND	Jan. 21, 2001	**Turnovers**	7	at PHI	Feb. 19, 1999
3-Point FGM	1		Done 8 times	**Def. Reb.**	16	vs. IND	Nov. 30, 2007	**Blocked Shots**	6	vs. CLE	Dec. 2, 2002
3-Point FGA	1		Done 31 times	**Tot. Reb.**	21	at PHO	Feb. 5, 2005	**Points**	33		Done 2 times

As A Professional: Longtime personification of hard-nosed, lunchpail style returns to the Knicks for his 18th NBA season, three shy of all-time NBA mark of 21 shared by Robert Parish and Kevin Willis (Jason Kidd joins NYK for his 19th campaign)... Returns to the Big Apple, where he enjoyed his best and most consistent career stretch with Knicks in seven seasons from 1998-99 thru 2004-05...Slated to become just second Knick in team history to play in a game past his 40th birthday (Herb Williams)...Key member of Knicks' 1999 Eastern Conference Championship team and prominent in several categories on club's all-time career lists...Has played for nine different NBA teams, three shy of all-time mark of 12... **Over 17 seasons, owns career averages of 8.3 ppg, 6.8 rpg and .485 shooting over 25.0 mpg in 1,071 games (633 starts)**...Has averaged 10-plus ppg five times, all as a Knick...Career high 10.4 rpg in his final Knicks season of 2004-05... Has shot .500-plus from the field five times, including twice in last four seasons...**Owns two career 20-plus rebound games, both with NYK (20 vs. Milwaukee, Mar. 5, 2002; career-high 21 at Phoenix, Feb. 5, 2005) and three career 30-plus scoring games (career-high 33 points, twice)...Has authored one 20-20 game (for NYK on Mar. 5, 2002; 29 pts and 20 reb vs. Milwaukee)... Among active NBA players entering the 2012-13 season, KT ranks 10th in games (1,071), 15th in rebounds (7,239) and first in DQs (69)...**Career .762 FT shooter, has had six seasons with .800-plus from the line...Did not foul out of a game in 2011-12 with Blazers, and entered 2012-13 season having not fouled out in his last 80 regular season games (last DQ was on Jan. 22, 2011 for Bulls vs. Cavs)... Two-time NBA leader in personal fouls (341 in 2001-02, 344 in 2002-03). .Has appeared in 96 career Playoff games (44 starts) over 11 post-seasons, with 5.6 ppg and 5.4 rpg over 19.7 mpg...Has appeared in four Conference Finals (with Knicks in 1999 and 2000, Spurs in 2008, Bulls in 2011) and one NBA Finals (Knicks 1999)…Enters 2012-13 season as NBA's oldest player.

KURT THOMAS / F/C



Dave Saffran, MSG Photos

Career Transactions: Drafted by Miami in first round (10th overall of 1995 NBA Draft)...Traded to Dallas with Sasha Danilovic and Martin Muursepp for Jamal Mashburn, Feb. 14, 1997...Became free agent, Jul. 1, 1998; signed by New York, Jan. 22, 1999...Traded to Phoenix with rights to Dijon Thompson for Quentin Richardson, rights to Nate Robinson and cash, Jun. 28, 2005...Traded to Seattle with 2008 first round pick and 2010 first round pick for 2009 protected second round pick and trade exception, Jul. 20, 2007...Traded to San Antonio for Brent Barry, Francisco Elson and 2009 protected first round pick, Feb. 20, 2008...Traded to Milwaukee in three-team deal that sent Bruce Bowen (from San Antonio) and Amir Johnson (from Detroit) to Milwaukee, Richard Jefferson (from Milwaukee) to San Antonio and Fabricio Oberto (from San Antonio) to Detroit, Jun. 24, 2009...Became free agent, Jul. 1, 2010; signed by Chicago, Jul. 26, 2010...Became free agent, Jul. 1, 2011; signed by Portland, Dec. 11, 2011...Traded to New York with Raymond Felton for Jared Jeffries (sign-and-trade), Dan Gadzuric, draft rights to Kostas Papanikolaou and Giorgos Printezis, and a protected second-round draft choice, Jul. 16, 2012.

As A Knick: Hard-nosed attitude and defensive intensity helped personify Knicks teams that made back-to-back trips to Eastern Conference Finals (1999, 2000) with '99 East crown...Over seven seasons in first Knicks stint (1998-99 thru 2004-05), averaged 11.2 ppg with 7.9 rpg over 30.2 mpg in 530 games (412 starts)...**On the all-time Knicks career lists, KT ranks 21st in scoring (5,930 total pts), ninth in total rebounds (4,183), fourth in blocks (463) and fourth in DQs (45)...Ranked among NBA Top 20 in rebounding in each of his last four Knicks seasons, including career-high 10.4 rpg (seventh in NBA) in his final NYK season in 2004-05...**Shot .500-plus from the field twice as a Knick, finishing fourth in NBA with .511 in 2000-01...Double-figure scoring in each of his last five Knicks seasons, with career-high 14.0 ppg in 2002-03...**Played in 530 of a possible 542 games (98-percent) in his first Knicks stint, missing just seven games due to injury over the seven seasons**...Team tri-captain (with Allan Houston and Stephon Marbury) in 2004-05.

Class Of '99: Originally joined Knicks as free agent signee on eve of lockout-shortened 1998-99 season, and made immediate impact in NY as key member of Knicks' 1999 Eastern Conference Championship team...Played in all 50 regular season games (44 starts) in first Knicks season, with 8.1 ppg, 5.7 rpg and .462 FG percentage over 23.6 mpg...Had five double-figure rebound games and three double-doubles...Season-highs 20 pts vs. Miami, May 5; 12 rebounds at Miami, Mar. 2...Notched 5.3 ppg, 5.5 rpg over Knicks' 20 post-season games (12 starts) as NYK stormed to East title...Came off the bench in all five Finals games vs. Spurs with 5.6 ppg and 7.6 rpg, including two double-figure rebound games...**Rejoins NYK teammate Marcus Camby on 2012-13 squad, as only remaining active members of Knicks' '99 East titlists.**

2011-12 (Blazers): In lone Portland season, averaged 3.0 ppg and 3.5 rpg with .465 shooting (73-157 FGA) over 15.2 mpg in 53 games (three starts)...**Season Highs: Points: 10, twice; Assists: 4, three times; Rebounds: 10 (Feb. 18 vs. Atlanta)...** Led Blazers in rebounding twice...Logged 20-plus minutes nine times (season-high 26 minutes, three times)...Season-highs 10 points, twice (Feb. 2 at Sacramento, Apr. 26 in season finale at Utah), 10 rebounds on Feb. 18 vs. Hawks...Missed two games due to injury (concussion, Feb. 29 at Denver)...Appeared in each of season's first 35 games (Dec. 26-Feb. 29) and in 49 of the first 52...DNP (CD) in 10 straight games, Apr. 1-16...Did not foul out of a game for just the second time in his career (also in 2008-09 with Spurs).

Career Highlights: 1995-96: Scored nine points for East in Schick Rookie Game at San Antonio...**1996-97:** Played in just 18 games on the season due to stress fracture, right ankle...**1997-98:** Appeared in just five games with Dallas, then placed on injured list, Nov. 24, after tests showed he re-fractured right ankle (originally had surgery on ankle in May 1997)...Named an assistant coach by Mavericks GM Don Nelson, Dec. 4, 1997...**2001-02:** Named NBA Eastern Conference Player of the Week for period ending Mar. 10, 2002 (21.0 ppg, 13.8 rpg, 34-56 FGA, .607)...**2004-05:** In final season of first Knicks stint, was one of nine NBA players to average a pts-reb double-double (11.5 ppg, career-high 10.4 rpg)...Recorded double-figure rebounds in 13 straight games (Mar. 15-Apr. 10, 12.2 rpg), Knicks' longest streak since Patrick Ewing in 1994-95 (17 straight)...Nailed the most memorable of his eight career 3PT FG, a clutch bomb from the right corner with 11.7 seconds left in regulation to force OT in eventual 113-112 ABC OT win at Indiana, Apr. 10, 2005...**2005-06:** Missed regular season's final 29 games with Suns due to stress fracture, right foot...**2010-11:** Appeared in 52 games (37 starts) for Bulls...Led Bulls in rebounds 10 times and had seven double-figure rebound games...Bulls went 29-8 in his 37 starts...Season-highs 22 points (10-16 FGA) vs. Bucks, Jan. 24; 18 rebounds at Indiana, Jan. 14...Played in 1,000th career NBA game on Feb. 15 vs. Bobcats.

Community Corner: Honored with the 2001 "Beyond the Game" Award from the World Sports Humanitarian Hall of Fame (the organization annually selects a professional athlete who goes beyond the boundary of the court and into the community to lead by example and serve others)...With the Knicks in 2001, created the Kurt Thomas Investment Challenge, a multi-layered program that teaches high school students about the stock market, as well as general financial responsibility. Has run the program in New York, Phoenix, Seattle and Texas … While in New York, published a pair of "Playing With Heart" children's coloring books that were donated to schools throughout the city...Spokesman for the National Neurofibromatosis Foundation, which seeks a cure for the genetic children's disease that causes tumors to grow on the nerves...Winner of NBA Community Assist Award for Jun. 2004...Has been involved with Literacy Instruction for Texas (LIFT) since his days at TCU.

As A Collegian: Averaged 14.7 ppg, 7.6 rpg with .524 shooting at TCU...Led NCAA Division I in both scoring (28.9) and rebounding (14.6) as a senior in 1994-95, becoming only the third player to accomplish the feat (Hank Gathers and Xavier McDaniel)...As a senior, named AP Third Team All-America and consensus Southwest Conference Player of the Year...Sat out 1992-93 season as medical redshirt (broken left tibia).

Personal: Kurt Vincent Thomas...Has three daughters, Gabriella, Abigayl and Isabella, and a son, Kurt, Jr...Received his degree in psychology (minor in criminal justice) from Texas Christian...An avid reader, he lists "Mind Game" by Gary Mack as his favorite book...All-City and All-State selection as a junior at Hillcrest High School in Dallas.

RASHEED WALLACE

Height: 6'11"
Weight: 245 lbs.
Born: Sep. 17, 1974 Philadelphia, PA

High School: Simon Gratz (Philadelphia, PA)
College: North Carolina

Years Pro: 14
Position: Forward/Center

NBA REGULAR SEASON RECORD

Season	Team	G	Min	FGM	FGA	Pct.	3P	3PA	Pct.	FTM	FTA	Pct.	Off	Def	Tot	Ast	Stl	TO	Blk	Pts	RPG	APG	PPG
95-96	WSB	65	1788	275	565	.487	27	82	.329	78	120	.650	93	210	303	85	42	103	54	655	4.7	1.3	10.1
96-97	POR	62	1892	380	681	.558	9	33	.273	169	265	.638	122	297	419	74	48	114	59	938	6.8	1.2	15.1
97-98	POR	77	2896	466	875	.533	8	39	.205	184	278	.662	132	346	478	195	75	167	88	1124	6.2	2.5	14.6
98-99	POR	49	1414	242	476	.508	13	31	.419	131	179	.732	57	184	241	60	48	80	54	628	4.9	1.2	12.8
99-00	POR	81	2845	542	1045	.519	8	50	.160	233	331	.704	129	437	566	142	87	157	107	1325	7.0	1.8	16.4
00-01	POR	77	2940	590	1178	.501	52	162	.321	245	320	.766	147	455	602	212	90	158	135	1477	7.8	2.8	19.2
01-02	POR	79	2963	603	1287	.469	114	317	.360	201	274	.734	136	509	645	152	101	131	101	1521	8.2	1.9	19.3
02-03	POR	74	2684	515	1094	.471	110	307	.358	200	272	.735	113	435	548	153	70	140	77	1340	7.4	2.1	18.1
03-04	POR/ATL/DET	68	2390	425	974	.436	82	248	.331	156	212	.736	102	357	459	156	61	119	122	1088	6.8	2.3	16.0
04-05	DET	79	2687	467	1062	.440	75	236	.318	136	195	.697	174	470	644	142	65	127	115	1145	8.2	1.8	14.5
05-06	DET	80	2780	459	1067	.430	155	434	.357	136	183	.743	90	457	547	182	82	85	130	1209	6.8	2.3	15.1
06-07	DET	75	2419	357	843	.423	104	296	.351	108	137	.788	90	453	543	127	75	94	118	926	7.2	1.7	12.3
07-08	DET	77	2346	376	870	.432	112	315	.356	115	150	.767	84	427	511	137	91	86	129	979	6.6	1.8	12.7
08-09	DET	66	2123	302	720	.419	113	319	.354	78	101	.772	56	434	490	91	62	59	86	795	7.4	1.4	12.0
09-10	BOS	79	1780	266	650	.409	82	290	.283	96	125	.768	42	283	325	80	80	63	70	710	4.1	1.0	9.0
Totals		**1088**	**35947**	**6265**	**13387**	**.468**	**1064**	**3159**	**.337**	**2266**	**3142**	**.721**	**1567**	**5754**	**7321**	**1988**	**1077**	**1683**	**1445**	**15860**	**6.7**	**1.8**	**14.6**

NBA PLAYOFFS RECORD

Season	Team	G	Min	FGM	FGA	Pct.	3P	3PA	Pct.	FTM	FTA	Pct.	Off	Def	Tot	Ast	Stl	TO	Blk	Pts	RPG	APG	PPG
96-97	POR	4	148	33	56	.589	2	5	.400	11	20	.550	8	16	24	6	2	6	2	79	6.0	1.5	19.8
97-98	POR	4	157	23	47	.489	4	5	.800	8	16	.500	7	12	19	11	2	5	2	58	4.8	2.8	14.5
98-99	POR	13	468	75	146	.514	1	9	.111	42	58	.724	17	46	63	20	20	16	11	193	4.8	1.5	14.8
99-00	POR	16	605	110	225	.489	8	13	.615	58	75	.773	31	72	103	28	15	23	20	286	6.4	1.8	17.9
00-01	POR	3	128	19	51	.373	4	11	.364	8	14	.571	5	19	24	7	1	4	3	50	8.0	2.3	16.7
01-02	POR	3	125	28	69	.406	7	17	.412	13	16	.813	10	27	37	5	2	2	2	76	12.3	1.7	25.3
02-03	POR	7	260	44	97	.454	14	35	.400	20	28	.714	10	26	36	18	4	6	5	122	5.1	2.6	17.4
03-04	DET	23	803	118	286	.413	17	70	.243	46	60	.767	47	132	179	37	13	43	45	299	7.8	1.6	13.0
04-05	DET	25	826	136	310	.439	29	86	.337	40	54	.741	39	134	173	32	26	38	44	341	6.9	1.3	13.6
05-06	DET	18	628	96	223	.430	32	79	.405	29	55	.527	17	97	114	32	10	25	15	253	6.3	1.8	14.1
06-07	DET	16	573	86	197	.437	25	72	.347	32	38	.842	19	104	123	28	19	19	28	229	7.7	1.8	14.3
07-08	DET	17	585	86	203	.424	24	75	.320	29	39	.744	19	89	108	28	19	29	33	225	6.4	1.6	13.2
08-09	DET	4	122	11	30	.367	4	8	.500	0	0	---	2	23	25	3	2	3	1	26	6.3	0.8	6.5
09-10	BOS	24	410	52	125	.416	19	55	.345	24	29	.828	5	66	71	9	10	9	14	147	3.0	0.4	6.1
Totals		**177**	**5838**	**917**	**2065**	**.444**	**190**	**540**	**.352**	**360**	**502**	**.717**	**236**	**863**	**1099**	**264**	**145**	**228**	**225**	**2384**	**6.2**	**1.5**	**13.5**

NBA ALL-STAR RECORD

Season	Team	Min	FGM	FGA	Pct.	3P	3PA	Pct.	FTM	FTA	Pct.	Off	Def	Tot	Ast	Stl	TO	Blk	Pts
99-00	POR	21	3	6	.500	0	0	---	3	4	.750	2	4	6	0	1	0	1	9
00-01	POR	21	1	7	.143	0	1	.000	0	0	---	1	4	5	2	1	2	0	2
05-06	DET	17	1	6	.167	0	4	.000	0	0	---	0	2	2	0	1	0	0	2
07-08	DET	18	1	5	.200	1	5	.200	0	0	---	3	5	8	0	1	1	2	3
Totals		**77**	**6**	**24**	**.250**	**1**	**10**	**.100**	**3**	**4**	**.750**	**6**	**15**	**21**	**2**	**4**	**3**	**3**	**16**

CAREER HIGHS

Minutes	56	vs. WAS	Nov. 25, 2005	**FTM**	12		Done 2 times	**Assists**	8	vs. PHO	Dec. 18, 2003
FGM	17		Done 2 times	**FTA**	17	at ATL	Nov. 14, 2000	**Steals**	6		Done 2 times
FGA	28	vs. WAS	Nov. 25, 2005	**Off. Reb.**	7		Done 5 times	**Turnovers**	8		Done 2 times
3-Point FGM	7	at MIL	Feb. 7, 2009	**Def. Reb.**	16	vs. CHA	Jan. 1, 2001	**Blocked Shots**	6		Done 2 times
3-Point FGA	13		Done 3 times	**Tot. Reb.**	18	vs. CHA	Jan. 1, 2001	**Points**	42	vs. DEN	Feb. 20, 2001

As A Professional: Four-time NBA All-Star and central figure in Pistons' 2004 title returns to NBA following a two-year absence...Career averages of 14.6 points, 6.7 rebounds and .468 shooting over 33.0 minutes in 1,088 games (956 starts) in 15 prior NBA seasons with Wizards, Blazers, Hawks (one game), Pistons and Celtics...Double-figure scorer in 14 of his 15 NBA seasons, with career-high 19.3 ppg for Blazers in 2001-02...Career-best 8.2 rpg twice...Career 1,064-3,159 (.337) from Downtown and owns six 100-plus home run seasons...Ranks 36th on all-time NBA career list in blocks (1,445)...Only player in NBA history to record 100-plus three-pointers and 100 blocks in one season multiple times (four)...**On Blazers' all-time career lists, ranks ninth in games (544), fifth in minutes (19,309), seventh (tie) in 3PT FGM (373), sixth in total rebounds (3,797), third in blocks (693) and eighth in total points (9,119)...On Pistons' all-time career lists, ranks fourth in three-point makes (581) and sixth in blocks (623)**...Has appeared in 177 career Playoff games, averaging 13.5 points and 6.2 rebounds...Member of Pistons' 2004 NBA Champions; has appeared in three NBA Finals (Pistons in 2004, 2005, Celtics in 2010)...Has appeared in eight Conference Finals (with Blazers in 1999 and 2000, Pistons in 2004, 2005, 2006, 2007 and 2008, Celtics in 2010).

RASHEED WALLACE / F/C

Career Transactions: Drafted after sophomore season at North Carolina by Washington (fourth overall) in first round of 1994 NBA Draft. Traded with Mitchell Butler to Portland for Rod Strickland and Harvey Grant, Jul. 15, 1996. Traded with Wesley Person to Atlanta for Shareef Abdur-Rahim, Theo Ratliff and Dan Dickau, Feb. 9, 2004. Traded to Detroit in three-way deal with Boston, Feb. 19, 2004. Became free agent, Jul. 1, 2009; signed by Boston, Jul. 8, 2009. Waived by Boston and announced retirement, Aug. 10, 2010. Signed by New York as a free agent, Oct. 3, 2012.

Honors: Four-time NBA All-Star, twice with Blazers (2000, 2001) and twice with Pistons (2006, 2008)...NBA All-Rookie Second Team with Washington in 1996...Member of Pistons' 2004 NBA Championship team.

Career Highlights: **1996-97**: Third in NBA in field goal percentage (career-high .558 for Blazers)...**1997-98**: Eighth in NBA in field goal percentage (.533 for Blazers)...**2000-01**: Poured in a career-high 42 points (17-27 FGA, 4-7 from Downtown) in win over Nuggets, Feb. 20, 2001...**2003-04**: Became fifth player in NBA history to score 20-plus points in one game for three teams in the same season (Max Zaslofsky, Mack Calvin, Tom Gugliotta, Sam Cassell)...Joined Pistons in mid-season trade and helped lead Detroit to NBA title, averaging 13.0 points and 7.8 rebounds in the Playoffs with 13.0 ppg and 7.8 rpg in The Finals vs. Lakers...**2004-05**: Helped lead Detroit to second straight East title with 13.6 ppg in the Playoffs and 10.9 ppg in The Finals vs. Spurs...**2005-06**: Single-season high 155 3PT FGM and led NBA in three-pointers by a player 6-foot-11 or taller...**2008-09**: Nailed a career-high seven (of 10) three-pointers en route to 27 points in OT win at Milwaukee, Feb. 7, 2009...**2009-10**: In lone season in Boston, helped lead Celtics to East crown with 9.0 ppg in 79 games (13 starts)...Notched 6.1 ppg in 24 Playoff games (one start), with 5.3 ppg in The Finals vs. Lakers...Last NBA game appearance prior to '12 signing came in Game Seven of Finals at LA, Jun. 17, 2010 (11 pts, 8 reb, 36 mins, DQ), when he started in place of injured Kendrick Perkins.

As A Collegian: Early entry candidate for 1995 NBA Draft after two seasons at North Carolina...Averaged 13.0 points and 7.4 rebounds over 69 games in two seasons as a Tar Heel...As a sophomore in 1994-95, named first team All-American by The Sporting News, second team AP All-American and member of 10-man John Wooden All-American Team...Helped lead Tar Heels to 1995 Final Four and was named to Final Four All-Tournament squad.

Community Corner: **Two-time winner of NBA Community Assist Award (February 2005, April 2006)**...Oversees the Rasheed A. Wallace Foundation, which holds annual coat and food drives in Philadelphia, Portland and Detroit...Adopted the ninth grade class at Kettering High School in Detroit in 2004 and provided the student body with opportunities to succeed through funding and work study programs...Opened the Rasheed Wallace Reading and Learning Center at Kettering High in 2005...Oversees annual summer camps in Philadelphia and Chapel Hill.

Personal: Rasheed Abdul Wallace...Rasheed and his wife Fatima have three sons and one daughter...Philadelphia fan is rabid supporter of Phillies and Flyers but not the Eagles, opting for KC Chiefs instead...Track star at Philadelphia's Simon Gratz HS, whose alumni also include: Baseball Hall of Famer Roy Campanella, NFL legend Leroy Kelly, former NBA star Aaron McKie, former Knick Mardy Collins, Sixers stat maven Harvey Pollack and legendary singer Eddie Fisher of "Oh! My Papa" fame.

JAMES WHITE

Height: 6' 7"
Weight: 215 lbs.
Born: Oct. 21, 1982 Washington, D.C.

High School: Hargrave Military Academy (Chatham, VA)
College: Cincinnati

Years Pro: 2
Position: Guard/Forward

NBA REGULAR SEASON RECORD

Season	Team	G	Min	FGM	FGA	Pct.	3P	3PA	Pct.	FTM	FTA	Pct.	Off	Def	Tot	Ast	Stl	TO	Blk	Pts	RPG	APG	PPG
06-07	SAS	6	137	18	41	.439	2	7	.286	12	15	.800	3	17	20	5	3	5	1	50	3.3	0.8	8.3
08-09	HOU	4	11	3	5	.600	1	2	.500	0	0	---	0	0	0	1	1	3	1	7	0.0	0.3	1.8
Totals		**10**	**148**	**21**	**46**	**.457**	**3**	**9**	**.333**	**12**	**15**	**.800**	**3**	**17**	**20**	**6**	**4**	**8**	**2**	**57**	**2.0**	**0.6**	**5.7**

NBA PLAYOFFS RECORD

Season	Team	G	Min	FGM	FGA	Pct.	3P	3PA	Pct.	FTM	FTA	Pct.	Off	Def	Tot	Ast	Stl	TO	Blk	Pts	RPG	APG	PPG
06-07	SAS									Did Not Play													
08-09	HOU	5	12	3	9	.333	1	2	.500	0	0	---	1	0	1	0	0	1	0	7	0.2	0.0	1.4
Totals		**5**	**12**	**3**	**9**	**.333**	**1**	**2**	**.500**	**0**	**0**	**---**	**1**	**0**	**1**	**0**	**0**	**1**	**0**	**7**	**0.2**	**0.0**	**1.4**

NBA DEVELOPMENTAL RECORD

Season	Team	G	Min	FGM	FGA	Pct.	3P	3PA	Pct.	FTM	FTA	Pct.	Off	Def	Tot	Ast	Stl	TO	Blk	Pts	RPG	APG	PPG
06-07	AUS	15	518	84	176	.477	13	39	.333	64	85	.753	20	40	60	47	25	45	8	245	4.0	3.1	16.3
08-09	ANA	34	1397	291	530	.549	49	133	.368	249	291	.856	37	134	171	86	40	99	17	880	5.0	2.5	25.9
Totals		**49**	**1915**	**375**	**706**	**.531**	**62**	**172**	**.360**	**313**	**376**	**.832**	**57**	**174**	**231**	**133**	**65**	**144**	**25**	**1125**	**4.7**	**2.7**	**23.0**

CAREER HIGHS

Minutes	42	vs. DEN	Apr. 18, 2007	**FTM**	4		Done 2 times	**Assists**	2	vs. DEN	Apr. 18, 2007
FGM	8	at MEM	Apr. 16, 2007	**FTA**	6	vs. SEA	Apr. 3, 2007	**Steals**	2	at MEM	Apr. 16, 2007
FGA	14	at MEM	Apr. 16, 2007	**Off. Reb.**	1		Done 3 times	**Turnovers**	3		Done 2 times
3-Point FGM	1		Done 3 times	**Def. Reb.**	4		Done 2 times	**Blocked Shots**	1		Done 2 times
3-Point FGA	3	at SAS	Apr. 16, 2007	**Tot. Reb.**	5	vs. DEN	Apr. 18, 2007	**Points**	17	at MEM	Apr. 16, 2007

The Signing: Returned to NBA after a three-year absence when he was signed as a free agent by Knicks on Jul. 11, 2012...Averaged 6.3 ppg and 4.3 rpg with .292 shooting (7-24 FGA) over 22.0 mpg in three games (all starts) for Knicks squad at 2012 NBA Summer League in Las Vegas...Has played in Russia and Italy over past three seasons (last NBA action came with Houston in 2008-09).

Career Transactions: Drafted by Portland in second round (31st overall) of the 2006 NBA Draft...Draft rights traded to Indiana for Alexander Johnson, a 2007 second-round draft pick and a 2008 second-round draft pick, Jun. 28, 2006...Waived by Indiana, Oct 30, 2006; signed by San Antonio as free agent, Nov. 3, 2006...Waived by San Antonio, Jul. 23, 2007...Signed by Houston to first of two consecutive 10-day contracts, Mar. 3, 2009; signed for remainder of season, Mar. 24, 2009...Traded to Denver for draft rights to Axel Hervelle, Sept. 21, 2009; waived by Denver, Oct 21, 2009...Signed by New York as a free agent, Jul. 11, 2012...Played in Turkey (2007-08); Russia (2009-10); Italy (2010-11, 2011-12)...Played in NBA D-League (2006-07, 2008-09).

As A Professional: In limited NBA action, has career 5.7 ppg (57 total points) in 10 games (two starts) over 14.8 mpg with San Antonio (six games in 2006-07) and Houston (four games in 2008-09)...**Member of 2007 NBA Champion Spurs**...Extensive overseas action with Fenerbahce (Turkey) in 2007-08, St. Petersburg (Russia) in 2009-10, Sessari (Italy) in 2010-11 and Pesaro (Italy) in 2011-12...Has also averaged 23.0 ppg and .531 shooting (375-706 FGA) over 49 games in two seasons in NBA D-League with Austin in 2006-07 and Anaheim in 2008-09...Earned All-D-League Second Team honors with Anaheim in 2009, finishing second in the D-League in scoring (25.9)...**2006-07 (Spurs, D-League):** In rookie pro season, earned NBA Championship ring with Spurs, signing as a free agent on Nov. 3, 2006 after he was waived by Indiana in pre-season...Averaged 8.3 ppg on 18-41 FGA (.439) over 22.8 mpg in six games (two starts) for Spurs...Career-high 17 points in start at Memphis, Apr. 16, 2007...Started regular season's final two games, his lone career NBA starts (Apr. 16 at Memphis, Apr. 18 vs. Denver)...Did not see post-season action during Spurs' Playoff drive which climaxed with four-game Finals sweep of Cavs...Spent first half of season with Austin of D-League, averaging 16.3 ppg in 15 games (11 starts) for Toros...Selected to play in 2007 D-League All-Star Game, but did not play due to callup by Spurs on Jan. 27 (remained with Spurs for rest of season)...**2007-08 (Fenerbahce, Turkey):** Averaged 6.7 ppg and 4.3 rpg over 21.0 mpg in 27 games...**2008-09 (Rockets, D-League):** Appeared in four games off the bench for Rockets, scoring seven points (3-5 FGA) over 11 total minutes...Scored seven total points (3-9 FGA) in five Playoff games with Houston...Averaged 25.9 ppg (second in League) with .549 shooting (291-530 FGA) over 41.1 mpg in 34 games for Anaheim of D-League, earning All D-League Second Team honors...Second in D-League in scoring (25.9) to Albuquerque's Will Conroy (26.5)...**2009-10 (St. Petersburg, Russia):** Averaged 11.9 ppg over 23.5 mpg in 11 games after being waived by Nuggets in pre-season (Oct 21, 2009)...**2010-11 (Sessari, Italy):** Averaged league-leading 21.0 ppg with .541 shooting over 35.8 mpg in 30 games, and was named league's top forward...**2011-12 (Pesaro, Italy):** Averaged 17.4 ppg with .521 shooting over 33.6 mpg in 30 games.

As A Collegian: Played three seasons at the University of Cincinnati after transferring from the University of Florida...Career averages of 10.3 ppg, 4.2 rpg and .444 shooting over 27.8 mpg in 123 college games...Went 120-357 (.336) from Downtown...In his senior season of 2005-06, averaged career-highs 16.3 ppg and .488 shooting over 33.5 mpg in 33 games...Scored career-high 32 points in loss to Syracuse in Big East Tournament. Mar. 8, 2006.

Personal: James William White IV...Earned McDonald's All-American honors as a senior at Hargrave Military Academy in 2000-01...Named Maryland high school Player of the Year as a junior at Newport High School (Maryland) in 1999-00, averaging 23.1 ppg... Led Newport to Maryland state private school championship...Was a sprinter on the track team...Nickname is Flight 75 due to his leaping ability.

OSCAR BELLFIELD

Height: 6'2"
Weight: 190 lbs.
Born: Jan. 11, 1990 Los Angeles, CA

High School: Westchester (Los Angeles, CA)
College: Nevada-Las Vegas

Years Pro: Rookie
Position: Guard

COLLEGIATE RECORD

Season	Team	G	Min	FGM	FGA	Pct.	3P	3PA	Pct.	FTM	FTA	Pct.	Off	Def	Tot	Ast	Stl	TO	Blk	Pts	RPG	APG	PPG
08-09	UNLV	32	854	67	180	.372	28	85	.329	36	54	.667	14	57	71	108	30	59	10	19	2.2	3.4	0.6
09-10	UNLV	34	966	113	279	.405	48	129	.372	41	57	.719	24	61	85	162	30	65	8	315	2.5	4.8	9.3
10-11	UNLV	33	1111	122	326	.374	66	174	.379	60	72	.833	19	61	80	123	36	77	4	370	2.4	3.7	11.2
11-12	UNLV	35	1119	124	310	.400	65	182	.357	30	38	.789	12	67	79	189	37	80	11	343	2.3	5.4	9.8
Totals		**134**	**4050**	**426**	**1095**	**.389**	**207**	**570**	**.363**	**167**	**221**	**.756**	**69**	**246**	**315**	**582**	**133**	**281**	**33**	**1047**	**2.4**	**4.3**	**7.8**

HENRY SIMS

Height: 6'10"
Weight: 245 lbs.
Born: Mar. 27, 1990 Baltimore, MD

High School: Mount Saint Joseph (Baltimore, MD)
College: Georgetown

Years Pro: Rookie
Position: Center

COLLEGIATE RECORD

Season	Team	G	Min	FGM	FGA	Pct.	3P	3PA	Pct.	FTM	FTA	Pct.	Off	Def	Tot	Ast	Stl	TO	Blk	Pts	RPG	APG	PPG
08-09	GeTn	28	275	21	52	.404	2	12	.167	10	17	.588	16	32	48	8	8	13	16	54	1.7	0.3	1.9
09-10	GeTn	28	190	13	26	.500	0	3	.000	13	23	.565	10	28	38	7	3	17	12	39	1.4	0.3	1.4
10-11	GeTn	32	449	48	83	.578	0	1	.000	19	38	.500	27	74	101	38	9	35	21	115	3.2	1.2	3.6
11-12	GeTn	33	908	132	286	.462	0	1	.000	119	168	.708		60	138	198	21	93	45	383	4.2	6.0	11.6
Totals		**121**	**1822**	**214**	**447**	**.479**	**2**	**17**	**.118**	**161**	**246**	**.654**	**53**	**194**	**325**	**251**	**41**	**158**	**94**	**591**	**2.7**	**2.1**	**4.9**

CHRIS COPELAND

Height: 6'8"
Weight: 225 lbs.
Born: Mar. 17, 1984 Orange, NJ

High School: Hermitage (Richmond, VA)
College: Colorado

Years Pro: Rookie
Position: Forward

NBA DEVELOPMENT RECORD

Season	Team	G	Min	FGM	FGA	Pct.	3P	3PA	Pct.	FTM	FTA	Pct.	Off	Def	Tot	Ast	Stl	TO	Blk	Pts	RPG	APG	PPG
06-07	FTW	19	368	61	141	.433	42	91	.462	27	34	.794	21	70	91	16	14	24	13	191	4.8	0.8	10.1

CHRIS SMITH

Height: 6'2"
Weight: 195 lbs.
Born: Oct. 13, 1987 Millstone, NJ

High School: Saint Benedict's Prep (Newark, NJ)
College: Louisville

Years Pro: Rookie
Position: Guard

COLLEGIATE RECORD

Season	Team	G	Min	FGM	FGA	Pct.	3P	3PA	Pct.	FTM	FTA	Pct.	Off	Def	Tot	Ast	Stl	TO	Blk	Pts	RPG	APG	PPG
07-08	MAN	21	520	78	193	.404	16	57	.281	35	56	.625	30	44	74	22	8	25	2	207	3.5	1.0	9.9
08-09	MAN	29	946	133	367	.362	40	139	.288	83	114	.728	33	133	166	36	33	64	8	389	5.7	1.2	13.4
10-11	LOU	35	909	116	253	.458	38	94	.404	58	85	.682	54	107	161	88	32	58	3	328	4.6	2.5	9.4
11-12	LOU	40	1099	122	302	.404	67	168	.399	75	102	.735	40	103	143	76	34	44	0	386	3.6	1.9	9.7
Totals		**125**	**3474**	**449**	**1115**	**.403**	**161**	**458**	**.352**	**251**	**357**	**.703**	**157**	**387**	**544**	**222**	**107**	**191**	**13**	**1310**	**4.4**	**1.8**	**10.5**

JOHN SHURNA

Height: 6'9"
Weight: 220 lbs.
Born: Apr. 30, 1990 Glen Ellyn, IL

High School: Glenbard West (Glen Ellyn, IL)
College: Northwestern

Years Pro: Rookie
Position: Forward

COLLEGIATE RECORD

Season	Team	G	Min	FGM	FGA	Pct.	3P	3PA	Pct.	FTM	FTA	Pct.	Off	Def	Tot	Ast	Stl	TO	Blk	Pts	RPG	APG	PPG
08-09	NoWe	31	574	83	178	.466	26	75	.347	35	47	.745	33	60	93	32	14	38	18	227	3.0	1.0	7.3
09-10	NoWe	34	1238	217	473	.459	78	220	.355	107	138	.775	58	158	216	88	28	67	32	619	6.4	2.6	18.2
10-11	NoWe	32	1088	176	366	.481	75	173	.434	104	147	.707	31	126	157	83	36	58	31	531	4.9	2.6	16.6
11-12	NoWe	33	1232	228	492	.463	95	216	.440	110	146	.753	48	130	178	92	41	52	55	661	5.4	2.8	20.0
Totals		**130**	**4132**	**704**	**1509**	**.467**	**274**	**684**	**.401**	**356**	**478**	**.745**	**170**	**474**	**644**	**295**	**119**	**215**	**136**	**2038**	**5.0**	**2.3**	**15.7**

MYCHEL THOMPSON

Height: 6'6"
Weight: 205 lbs.
Born: Jun. 1, 1988 Los Angeles, CA

High School: Santa Margarita (Rancho San Margarita, CA)
College: Pepperdine

Years Pro: 1
Position: Guard

NBA REGULAR SEASON RECORD

Season	Team	G	Min	FGM	FGA	Pct.	3P	3PA	Pct.	FTM	FTA	Pct.	Off	Def	Tot	Ast	Stl	TO	Blk	Pts	RPG	APG	PPG
11-12	CLE	5	95	7	24	.292	4	11	.364	0	0	---	0	5	5	7	2	5	1	18	1.0	1.4	3.6

NBA DEVELOPMENT RECORD

Season	Team	G	Min	FGM	FGA	Pct.	3P	3PA	Pct.	FTM	FTA	Pct.	Off	Def	Tot	Ast	Stl	TO	Blk	Pts	RPG	APG	PPG
11-12	ERI	26	935	125	312	.401	61	149	.409	47	73	.644	27	79	106	47	40	32	29	358	4.1	1.8	13.8

George Kalinsky for Madison Square Garden

SEASON IN REVIEW

2011-12 SEASON IN REVIEW
SEASON IN REVIEW

***The New York Knickerbockers** marked their 66th season as a charter member of the NBA with a **36-30 (.545)** regular season mark, good for the seventh seed in the Eastern Conference...Knicks finished second in the Atlantic Division for the second straight year, three games behind division champion Boston.*

Winners...Again (36-30): Knicks' 36-30 record marked their second straight winning season...Knicks clinched a .500-plus season on Apr. 22 with win No. 34 (in game No. 64), a 113-112 triumph at Atlanta.

Cancel That Vacation...Again: **Knicks earned their second straight trip to the NBA Playoffs**...Knicks mathematically clinched an NBA Playoff berth on Apr. 19 (off day), with Milwaukee's 118-109 loss at Indiana...Knicks fell to the eventual NBA Champion Miami Heat, four games to one, in the Eastern Conference first round.

Woody: Knicks went **18-6 (.750)** under Mike Woodson, following his Mar. 14 appointment as interim head coach...Prior to that night's game against Portland, it was announced that it was mutually decided that Mike D'Antoni would no longer be the head coach of the Knicks, and that Dan D'Antoni and Phil Weber would no longer be assistant coaches...Woodson, New York's first-round pick in 1980 who joined the staff as an assistant coach on Aug. 29, 2011, became the 25th head coach in franchise history...Woodson became the first head coach in Knicks history to win his first five games in his first year with the team (wins over Indiana twice, Portland, Toronto and Philadelphia)...D'Antoni coached the Knicks to an 18-24 (.429) mark this year and went 121-167 (.420) in 3½ seasons as Knicks head coach, becoming the sixth-winningest coach in franchise history, trailing Red Holzman (613), Joe Lapchick (326), Jeff Van Gundy (248), Pat Riley (223) and Hubie Brown (142).

Glen: On Apr. 24, it was announced that Glen Grunwald had been named Knicks executive vice president and general manager. Grunwald had been serving in this role on an interim basis since July 2011...Grunwald originally joined the Knicks on Sep. 6, 2006 as senior vice president, basketball operations, following a decade with the Toronto Raptors (1994-2004), including seven seasons as general manager.

At Home (22-11): Knicks finished **22-11 (.667)** at home, and their home winning percentage of .667 was their highest since 2000-01 (30-11, 731)...Knicks ran off a nine-game home winning streak from Mar. 14-Apr. 13, beating Portland, Indiana, Toronto, Detroit, Milwaukee, Orlando, Cleveland, Chicago and Washington in their first nine home games under Mike Woodson...Knicks' home season included four victories over 2011-12 divisional champions (defeated Boston 106-104 on Dec. 25 and 118-110 on Apr. 17; defeated Chicago 100-99 in OT on Apr. 8, defeated Lakers 92-85 on Feb. 10).

On The Road (14-19): Knicks finished **14-19 (.424)** on the road...Longest road win streak was three (twice); longest road losing streak was six (Feb. 23-Mar. 12)...One of NYK's biggest road wins of the season, a vital 111-107 triumph over Milwaukee on Apr. 11, snapped a four-game losing streak at the Bradley Center...On Apr. 18, Knicks made their last visit to New Jersey a winning one with a 104-95 triumph over Nets. Knicks finished with all-time records vs. Nets of 6-4 at the Rutgers Athletic Center, 23-44 at The Meadowlands and 3-0 at the Prudential Center.

On The Leader Board: **Carmelo Anthony** finished sixth in the NBA with 22.6 scoring average (has ranked among NBA Top 20 in scoring in each of his nine pro seasons).**Tyson Chandler led the NBA with a franchise-record .679 field goal percentage.** Tyson also finished ninth in the League in rebounding (9.9), and 19th in blocks (1.44)...**Steve Novak led the NBA in three-point shooting with .472 (133-282)**, becoming just the second Knick to lead the League in three-point shooting, joining Campy Russell in 1981-82 (.439 on 25-57 from Downtown)...**Iman Shumpert** ranked seventh in the NBA with 1.71 steals per game and 15th in steals-per-turnover ratio (0.91). Among NBA Rookies, Iman finished second in steals (1.71 to Minnesota's Ricky Rubio at 2.22) and ninth in scoring (9.5)...On the NBA Rookie Leader Board, **Josh Harrellson** ranked 15th in rebounding (3.9) and ninth in blocks (0.54).

Post-Season Honors: Knicks' post-season was highlighted by a series of major honors...**Carmelo Anthony** and **Tyson Chandler** were both named to the 2011-12 All-NBA Third Team (fifth career All-NBA selection for Anthony, first for Chandler)...Chandler was named 2011-12 KIA NBA Defensive Player of the Year (first Knick ever to win the award) and 2011-12 NBA All-Defensive Second Team (second career All-Defensive honor)...**Iman Shumpert** was named to the 2011-12 NBA All-Rookie First Team...**Jeremy Lin** was named Atlantic Division winner for the NBA's 2011-12 Sportsmanship Award (Joe Dumars Trophy), eventually won by Dallas' Jason Kidd...Anthony was named KIA NBA Eastern Conference Player of the Month for April.

New Faces Of '12: Following the lockout-shortened training camp and free agent period, a total of 10 players made their Knicks debuts in 2011-12: Jeremy Lin, J.R. Smith, Tyson Chandler, Iman Shumpert, Steve Novak, Baron Davis, Josh Harrellson, Mike Bibby, Jerome Jordan and Dan Gadzuric...**At season's end, Toney Douglas ranked as the senior Knick in terms of continuous service with three full NBA seasons in New York**...A total of 17 players saw action for the Knicks in 2011-12, NYK's lowest total since 2007-08 (15); Knicks had used 20-plus players in each of the last three seasons.

East/West: Knicks went 28-20 against the Eastern Conference, 8-10 against the Western Conference...Of the teams NYK played more than once, the Knicks recorded season sweeps over Detroit (3-0), Washington (3-0) and Sacramento (2-0).... Knicks notched their second straight season sweep over Washington (3-0 in 2010-11), their first sweep over Detroit since 1995-96 (4-0) and their first sweep over Sacramento since 1996-97 (2-0).

Dee-Fense: Knicks finished 11th in the NBA in points allowed (94.7) and 10th in the League in field goal shooting allowed (.442)...Knicks' defense recorded its best points allowed since 2003-04 (93.5) and best shooting allowed since 2003-04 as well (.429)...Knicks' rank of 11th-best in points allowed was their best since 2000-01, when they led the NBA with 88.7 against, and their rank of 10th-best in shooting percentage alowed was their best since 2003-04 (eighth with .429)...**Through the season's first 42 games (Dec. 25-Mar. 12), Knicks averaged 96.5 points allowed (4,052) and .447 shooting percentage allowed (1,510-3,379). For the season's final 24 contests (Mar. 14-Apr. 26), following the appointment of Mike Woodson as interim coach, they averaged 91.5 points allowed (2,195) and .434 opposition shooting (806-1,859)**...Knicks were 30-15 when holding the opposition under 100 points...Knicks held the opposition under 80 points seven times, winning all seven games (had five sub-80 opponent games in that final 24-game stretch)...On Apr. 13, Knicks held Washington to a microscopic .278 from the field (22-79) in wire-to-wire 103-65 win at MSG, recording season-lows in both points allowed and opposing field goal percentage. Wiz' shooting was lowest allowed by NYK since post-clock club record opposition low .250 (21-84) by Orlando on Nov. 3, 2003; 65 points were just three more than all-time NYK post-clock opposition low (62 by Jazz on Nov. 14, 2005; the "Larry Miller Game").

Offensively Speaking: Knicks ranked 11th in the NBA in scoring (97.8) and 18th in shooting (.443)...Knicks were 23-7 when scoring 100-plus points, 11-1 when shooting .500-plus...Knicks scored a season-high 121 points on Mar. 14 in 121-79 win over Blazers in Mike Woodson's first game as interim head coach...Season-low 78 points in 92-78 loss at Golden State on Dec. 28...Knicks shot a season-high .600 (42-70) in Jan. 31 win over Pistons, their highest-shooting game since they posted .618 (47-76) on Mar. 6, 2005 vs. Golden State...Season-low .313 shooting (21-67) in loss at Lakers, Dec. 29, NYK's lowest shooting game since Nov. 29, 2007 at Boston (.303 on 23-76)...Knicks produced season-highs seven double-figure scorers in Feb. 15 win vs. Sacramento and four 20-plus scorers in Apr. 17 win over Boston...Knicks were 2-2 when all five starters scored in double-figures...Knicks had 16 individual 30-plus scoring games, shared among three players (Anthony 14, Lin 1, Stoudemire 1)...Carmelo Anthony authored Knicks' lone triple-double of the season (second of career), on Apr. 17 vs. Celtics (35 pts, 10 ast, 12 rebs).

Threeeeee-Point Goal: Knicks ranked 21st in the NBA in three-point shooting (517-1,538, .336)...Knicks ranked fourth in NBA in three-pointers made (517), second in attempts (1,538, to Orlando's 1,785)...Steve Novak (133) led Knicks in makes and was the only Knick with 100-plus for the season...Knicks connected from Downtown in each of the season's 66 games and recorded 18 games with 10-plus home runs...**On two occasions, the Knicks rang up 19 three-pointers, one shy of club record 20 vs. Memphis on Mar. 17, 2011:** on Mar. 14, in Mike Woodson's first game as interim head coach, Knicks went 19-39 (.500) from Downtown in 121-79 rout of Blazers; on Apr. 17, Knicks went 19-32 (.594) from Downtown in 118-110 win over Celtics...On Mar. 14 vs. Blazers, J.R. Smith tied a club mark with seven three-pointers in one half (2nd), and Knicks tied NBA record with 14 three-pointers in one half (2nd)...On Apr. 17 vs. Celtics, Smith again had seven three-pointers in one half (1st) to tie Knicks record; Knicks again rang up 14 threes in a half (1st) to tie NBA mark, and their 11 three-balls in the second quarter tied yet another NBA record. In addition, Novak (8-10 from Downtown) and Smith (7-10 from Downtown) became the first pair of teammates in NBA history to both come off the bench and nail at least seven three-pointers each (Elias Sports Bureau)...Knicks recorded three four-point plays in 2011-12 (Novak vs. Sacramento on Feb. 15 and vs. Boston on Apr. 17; Douglas vs. Toronto on Jan. 2).

Off The Bench: Knicks averaged 30.0 points (1,978) in bench scoring in 2011-12, compared to 26.9 (2,207) in 2010-11...Knicks produced 11 20-plus individual scoring games off the bench in 2011-12, shared among five players (Smith 6, Novak 2, Lin 1, Shumpert 1, Walker 1)...Individual season high off the bench was 25 points, three times (once each by Smith, Novak and Lin)...J.R. Smith and Steve Novak paired up twice for 20-plus points off the bench in the same game: Mar. 14 vs. Portland (Smith 23, Novak 20) and Apr. 17 vs. Boston (Smith 25, Novak 25). In the Apr. 17 game, Smith and Novak became the first pair of teammates in NBA history to come off the bench and each nail at least seven three-pointers (Elias).

Hey Now, You're An All Star: At NBA All-Star 2012 in Orlando, **Carmelo Anthony** scored 19 points as starter for East squad in 152-149 loss to West, Feb. 26 (Melo's fifth NBA All-Star Game, fourth as a starter)...**Landry Fields** (16 points) and **Jeremy Lin** (2 points) played for Team Shaq in BBVA Rising Stars Challenge (second straight appearance for Fields)...**Fields** teamed with assistant GM Allan Houston and Liberty's Cappie Pondexter on Team New York to win Haier Shooting Stars competition with a final time of :37.3 (to Texas' 47.6)...**Iman Shumpert** was selected to participate in Sprite Slam Dunk, but forced to withdraw due to left patella tendinitis...Knicks legend Bernard King and Maurice Cheeks and former NYK coaches Don Nelson and Rick Pitino named by Naismith Memorial Basketball Hall of Fame among 12 finalists for election with the Class of 2012, with Nelson elected to Hall of Fame on Apr. 2.

Back-To-Backs: Knicks played 19 sets of back-to-back games in 2011-12...They were 11-8 in the first games of back-to-backs, 10-9 in the second (total game record of 21-17)...**Knicks swept seven sets of back-to-back games in 2011-12, their highest total since they swept eight back-to-back sets in 1996-97**...Knicks played one set of back-to-back-to-back games in 2011-12: on Feb. 2 (lost to Chicago, 105-102), Feb. 3 (lost at Boston, 91-89) and Feb. 4 (beat New Jersey, 99-92)...It marked the first time the Knicks played three-games-in-three-nights since they did it three times in the prior lockout season of 1998-99.

Comebacks: Knicks came from double-figure deficits to win nine times in 2011-12...**Knicks came from 15-plus points down to win three times in 2011-12, and have 10 wins from 15-plus down over the last three seasons**...Biggest comeback win was from 17 points down, twice (in 90-87 win at Toronto, Feb. 14 and in 120-103 win over Cleveland, Feb. 29)...Knicks squandered a double-figure lead in six of their 30 losses...Biggest blown lead in loss was 17 points in 112-104 loss at Indiana, Apr. 3.

Margins: **Knicks were 7-3 in games decided by three points or less, 9-9 in games decided by five points or less, and 9-0 in games decided by 20 points or more**...Season's biggest winning margin was 42 points in 121-79 win over Portland, Mar. 14 (tied for fourth-largest home victory margin in franchise history)...Biggest losing margin was just 17 points, twice (in 99-82 loss at Lakers, Dec. 29, and in 96-79 loss at Toronto, Mar. 23)...Knicks held a 20-plus point lead in 18 games and won each time...Knicks faced a 20-plus point deficit in seven games and lost all seven...Biggest lead of season was 43 points vs. Washington, Apr. 13 (led 103-60, won 103-65); biggest deficit was 31 points at Oklahoma City, Jan. 14 (trailed 59-90, lost 92-104).

Crunch Time: Knicks were 3-0 in games decided in the final :10 of regulation or overtime...Their three wins came: Feb. 11 at Minnesota (100-98, Lin 1-2 FTA with :04.9 left), Feb. 14 at Toronto (90-87, Lin 3PT FG with :00.5 left) and Apr. 8 vs. Chicago (100-98, OT, Anthony 3PT FG with :08.2 left in OT)...Feb. 11 and Feb. 14 wins came in consecutive games...Anthony's game-winner on Apr. 8 was his 17th career game-winning shot in the last 10 seconds.

Attendance: **Knicks sold out each of their regular season home games (33)**...Two additional sellouts in their two home Playoff games vs. Miami gave the Knicks a streak of **68 consecutive home sellouts (pre-season+regular season+Playoffs) entering the 2012-13 season**...Last non-sellout at the Garden (pre-season, regular season or Playoffs) was on Dec. 12, 2010 vs. Denver (19,387)...Knicks ranked fifth in the NBA in total and average home attendance (33 dates, 652,179 total, 19,763 average, 33 sellouts) for the 2011-12 regular season...Knicks averaged better than 19,000-plus in home attendance for the 18th time in the last 20 seasons.

With Pride We Honor: On Feb. 20 vs. Nets, Knicks honored Hall of Fame coach Joe Lapchick and 1950 training camp attendee John Rucker on Knicks Pioneer Night Honoring Black History...Dr. Richard Lapchick and Barbara Lapcek were on hand to represent their late father, who coached the Knicks to three straight NBA Finals in the 1950s and helped pioneer the integration of the NBA...Rucker, a hoop star at Brooklyn's Erasmus HS whose attendance at 1950 training camp predated the arrival of Sweetwater Clifton, came from his Florida home with his family for the ceremony...Knicks also honored Assistant Coach Herb Williams as winner of fourth annual Dick McGuire Knicks Legacy Award, joining previous winners Dick McGuire, Cal Ramsey and Mike Saunders.

For Absent Friends: Knicks mourned the passings of beloved former head coach/scout and New York City Basketball Hall of Famer Fuzzy Levane at age 92 on Apr. 30, 2012, former players Jim Baechtold at age 83 on Aug. 29, 2011; Art Heyman at age 71 on Aug. 27, 2012; Herb Scherer at age 82 on Jun. 28, 2012, Pat Cummings at age 55 on Jun. 26, 2012; Pete Brennan at age 75 on Jun. 8, 2012; Bob Boozer at age 75 on May 20, 2012 and Greg Jackson at age 59 on May 2, 2012; former assistant coach Dick Harter at age 81 on Mar. 12, 2012; former broadcaster Andy Musser at age 74 on Jan. 22, 2012; longtime Garden publicist and Knicks official scorer Tommy Kenville at age 82 on Sept 4, 2012; and Big Apple mogul and Knicks superfan Steven Greenberg at age 68 on Feb. 18, 2012.

KNICKERBOCKER STATISTICS

SEASON IN REVIEW

Player	G	GS	Min	FG	FGA	Pct.	3P	3PA	Pct.	FT	FTA	Pct.	Off	Def	Tot	Ast	PF	Dq	Stl	TO	Blk	Pts	Avg
Anthony	55	55	1876	441	1025	.430	68	203	.335	295	367	.804	88	256	344	200	156	0	62	144	24	1245	22.6
Stoudemire	47	47	1543	316	654	.483	5	21	.238	186	243	.765	106	261	367	52	138	1	38	112	45	823	17.5
Lin	35	25	940	171	383	.446	24	75	.320	146	183	.798	18	89	107	216	78	1	55	126	9	512	14.6
Smith	35	1	967	165	405	.407	67	193	.347	39	55	.709	29	107	136	84	87	0	54	46	6	436	12.5
Chandler	62	62	2061	241	355	.679	0	2	.000	217	315	.689	212	400	612	56	186	3	56	102	89	699	11.3
Shumpert	59	35	1705	214	534	.401	48	157	.306	87	109	.798	42	144	186	164	173	1	101	111	8	563	9.5
Novak	54	0	1020	161	337	.478	133	282	.472	22	26	.846	9	95	104	12	59	0	16	21	9	477	8.8
Fields	66	62	1894	236	513	.460	31	121	.256	77	137	.562	59	219	278	169	99	0	79	102	17	580	8.8
Douglas	38	9	656	94	290	.324	27	117	.231	22	26	.846	16	56	72	77	55	0	29	56	1	237	6.2
Davis	29	14	595	68	184	.370	26	85	.306	16	24	.667	13	43	56	135	61	0	34	76	3	178	6.1
Walker	32	8	620	68	171	.398	36	113	.319	17	20	.850	9	71	80	37	84	1	19	35	7	189	5.9
Harrellson	37	4	540	63	149	.423	20	59	.339	16	26	.615	47	97	144	11	48	0	23	20	20	162	4.4
Jeffries	39	4	729	59	144	.410	3	16	.188	49	72	.681	69	83	152	26	89	0	29	29	25	170	4.4
Balkman	14	0	115	16	32	.500	2	9	.222	8	11	.727	6	20	26	5	14	0	4	6	3	42	3.0
Bibby	39	4	557	35	124	.282	27	85	.318	6	8	.750	5	54	59	80	45	0	21	20	3	103	2.6
Jordan	21	0	108	17	33	.515	0	0	---	8	10	.800	14	13	27	4	15	0	1	2	6	42	2.0
Gadzuric	2	0	13	0	2	.000	0	0	---	0	2	.000	1	4	5	0	4	0	1	1	1	0	0.0
Knicks	**66**		**15940**	**2365**	**5335**	**.443**	**517**	**1538**	**.336**	**1211**	**1634**	**.741**	**743**	**2012**	**2755**	**1328**	**1391**	**7**	**622**	**1056**	**276**	**6458**	**97.8**
Opponents	**66**		**15940**	**2316**	**5238**	**.442**	**444**	**1238**	**.359**	**1171**	**1590**	**.736**	**717**	**2045**	**2762**	**1248**	**1437**	**9**	**536**	**1125**	**334**	**6247**	**94.7**

WON-LOST BREAKDOWN

	Record	Home	Road	OT
OVERALL	**36 - 30**	**22 - 11**	**14 - 19**	**1 - 2**
Atlantic	8 - 6	5 - 3	3 - 3	0 - 1
Central	10 - 8	7 - 2	3 - 6	1 - 0
Southeast	10 - 6	4 - 3	6 - 3	
EASTERN	**28 - 20**	**16 - 8**	**12 - 12**	**1 - 1**
Southwest	1 - 5	1 - 1	0 - 4	
Northwest	3 - 2	2 - 1	1 - 1	0 - 1
Pacific	4 - 3	3 - 1	1 - 2	
WESTERN	**8 - 10**	**6 - 3**	**2 - 7**	**0 - 1**

Month	W - L
December	2-2
January	6-11
February	10-5
March	9-8
April	9-4

Home Attendance	
33	Games
652,179	Total
19,763	Average
19,763	High
33	Sellouts

Head Coach: Mike Woodson

Overall: 7 Years — **Won**.....224 **Lost**.....292 **Pct.** ..... .434

With Club: 1 Year — **Won** .....18 **Lost**.....6 **Pct.** ..... .750

Offensive	
100+	23 - 7
100<	13 - 23

vs. Opponent if Opp W/L to date	
.500+	14 - 18
.500 –	21 - 12

	Overall	Home	Road
Long:	Win - 7	Win - 9	Win - 3
	Loss - 6	Loss - 4	Loss - 6

Defensive	
100+	6 - 15
100<	30 - 15

Margins	1	2	3	4	5	6	7	8	9	10	11	12	13	14	15	16	17	18	19	20	21	22	23
Won By:	2	2	3	2		2	3	1	2		1			2	2	2	2		1			3	1
Lost By:		1	2	2	4			5	1	4	1	3	2	3			2						

	24	25	26	27	28	29	30	31	32	33	34	35	36	37	38	39	40	41	42	43	44	45	46+
Won By:				1						1					1				1				
Lost By:																							

KNICKERBOCKER HIGHLIGHTS

SEASON IN REVIEW

George Kalinsky for Madison Square Garden

2011-12 New York Knicks: (front row) Roger Hinds, Kenny Atkinson, Darrell Walker, Herb Williams, Mike Woodson, Glen Grunwald, James L. Dolan, Hank J. Ratner, Scott O'Neil, Allan Houston, Jim Todd, Anthony Goenaga; (middle row) Andy Barr, Mike Martinez, J.R. Smith, Carmelo Anthony, Steve Novak, Jerome Jordan, Tyson Chandler, Amar'e Stoudemire, Dan Gadzuric, Josh Harrellson, Jared Jeffries, Bill Smith; (top row) Mike Smith, Matt Harding, Mike Bibby, Jeremy Lin, Landry Fields, Iman Shumpert, Baron Davis, Toney Douglas, Dave Hancock, Bill Burgos.

December (2-2)

Dec. 25 vs. Boston (W, 106-104): Knicks belatedly open their 66th season as a charter member of the NBA with 106-104 win over Boston in Christmas Day matinee at MSG...Carmelo Anthony scores a game-high 37 points, including 17 in the fourth quarter with the game's biggest points in the final minute...Tyson Chandler (7 points, 6 blocks) and rookie Josh Harrellson (0 points, 2 rebounds, 9 minutes) make Knicks debuts, as does rookie Iman Shumpert (11 points, 22 minutes), who suffers sprained right MCL which will sideline him for four games...Rajon Rondo (31 points, 13 assists) and Ray Allen (20 points) lead Celtics, who play without Paul Pierce (heel)...Knicks jump out to as much as a 17-point first-half lead (49-32) and lead by 10 at half (62-52)...Celtics outscore Knicks 35-17 in the third and take a 10-point lead (89-79) on Brandon Bass' jumper :18 into the fourth quarter...Knicks outscore Celtics 27-15 the rest of the way, capping the rally on Anthony's two free throws with :16.3 left for a 106-104 lead...Marquis Daniels misses a three-pointer and then Kevin Garnett misses on a short jumper at the buzzer to seal NY win...Emotional NBA season opener features six technical fouls...Knicks improve to 39-27 in season openers and 22-25 on Christmas Day, snapping four-game regular season losing streak vs. Celtics.

Dec. 28 at Golden State (L, 78-92): Knicks are outscored 28-14 in fourth quarter in 92-78 loss at Golden State, opening three-game Western swing...Knicks' season low points (78) mark lowest point total since Feb. 22, 2010 (lost to Bucks, 83-67, at MSG)...Knicks absorb ninth loss in last 10 games at Oakland...Recording their second win for new head coach Mark Jackson, Warriors hold Anthony to 13 points (3-13)...Monta Ellis leads Golden State with 22 points; Warriors play without Stephen Curry (ankle)...Mike Bibby (2 points, 22 minutes), Steve Novak (3 points, 14 minutes), Jeremy Lin (0 points, 1 minutes) and rookie Jerome Jordan (4 points, 5 minutes) make Knicks debuts.

Dec. 29 at Lakers (L, 82-99): Knicks shoot season-low .313 (21-67) - their lowest shooting game in more than four years - in 99-82 loss to Lakers at Staples Center, their ninth straight loss to LA...Knicks' 21 field goals are just two more than their all-time single-game low (19), and .313 shooing mark is their lowest since Nov. 29, 2007 at Boston (23-76, .303)...Kobe Bryant leads Lakers with 28 points...Anthony leads Knicks with 27, but Lakers hold Stoudemire (sprained left ankle) to 15 points on 4-17 shooting...Lakers shoot .521 (38-73), including a blistering .719 (23-32) in the first half.

Dec. 31 at Sacramento (W, 114-92):.Anthony scores a game-high 23 points, Chandler adds 22 and Landry Fields 21 as Knicks end Western trip with 114-92 blitzing of Kings at Sacramento...Harrellson makes first NBA start in place of injured Amar'e Stoudemire (ankle) and responds with 14 points and 12 rebounds...Knicks lead by as many as 29 (114-85) and hold Kings to .349 shooting (30-86).

(Knicks finish December at 2-2, tied for first in Atlantic)

January (6-11, 8-13)

Jan. 2 vs. Toronto (L, 85-90): Anthony pours in a game-high 35 points, but Knicks shoot just .359 (28-78) and see second-half comeback fall short in 90-85 loss to Toronto at MSG, snapping four-game winning streak vs. Raptors...Douglas adds 22 points as Knicks again play without Stoudemire (ankle)...Andrea Bargnani and DeMar DeRozan each score 21 for Raps...Knicks fall behind by as many as 18 (54-36 on DeRozan's 3PT FG 1:10 into third quarter), then work the lead down to one twice inside the final minute...But Bargnani's jumper (86-83, :46.3 left), two free throws (88-85, :17.7 left) and Anthony Carter's two free throws (90-85, :10.7 left) seal the verdict.

Jan. 4 vs. Charlotte (L, 110-118): Stoudemire (25 points, 12 rebounds) and Shumpert (18 points) both return to action, but Knicks absorb 118-110 loss to Charlotte at MSG...Anthony scores game-high 32 points...Boris Diaw (27 points), Gerald Henderson (24) and Byron Mullens (16 points, 6-8 FGA) lead Bobcats, who lead by as many as 16 and shoot season opponent high .553 (47-85).

Jan. 6 at Washington (W, 99-96): Anthony caps a 37-point night by burying a three-point bomb with :15.9 left to cap comeback from 16 down in 99-96 win at Washington...Knicks record seventh straight win over Washington and drop Wizards to 0-7 en route to eventual 0-8 start...Stoudemire (23 points, 12 rebounds) and Chandler (12 points, 15 rebounds) record double-doubles; Nick Young (24 points) and John Wall (22) lead Wiz...Wizards lead by as many as 16 in second quarter (40-24), but Knicks close out first half with a 22-7 run to climb within one (47-46) at halftime...After Carmelo's home run gives Knicks the lead for good (98-96), NY hangs on as Wall (three-pointer), Chris Singleton (follow-up layup) and Young (three-pointer) all miss in the final seconds...Knicks go 0-7 from Downtown in first half, 6-11 in the second.

Jan. 7 at Detroit (W, 103-80): Stoudemire (22 points, 8 rebounds), Bibby (16 points off the bench, 4-4 from Downtown) and Shumpert (11 points in 28 minutes in first NBA start) lead the way in 103-80 rout of Pistons at Detroit...Knicks hold Pistons to .372 shooting (29-78) and lead by as many as 30 points...Knicks break game open with 16-0 run in the second quarter, outscoring Pistons 39-18 in the stanza.

Jan. 9 vs. Charlotte (W, 91-87): Anthony scores nine of his 22 points in the fourth quarter, including game-clinching 4-of-6 from the free throw line inside the final 36 seconds, as Knicks gain measure of revenge for Jan. 4 loss with a 91-87 win over Bobcats at MSG...Stoudemire scores a game-high 25 points...Knicks shoot just .380 from the field (30-79) but feast at the line with 30-40 (.750).

Jan. 11 vs. Philadelphia (W, 85-79): Knicks hold Sixers to .395 shooting (32-81) and survive a surreal fourth quarter in 85-79 win at MSG, running win streak to four...Anthony (27 points) and Stoudemire (20) lead NY...Knicks lead by as many as 17 (78-61) early in the fourth, then go the game's final 9:02 without a field goal (0-10) while committing nine turnovers...Knicks salvage win by going 9-10 from the line in fourth quarter as Sixers pull no closer than four (83-79 in final minute).

Jan. 12 at Memphis (L, 83-94): Knicks shoot just .373 (31-83) and trail by as many as 25 as four-game win streak comes to skidding halt in wire-to-wire 94-83 loss at Memphis...Anthony (14 points) suffers sprained right ankle in third quarter (missed following game at Oklahoma City)...Stoudemire (6 points, 1-7 FGA) sees streak of 137 consecutive regular season double-figure scoring games come to an end...Rudy Gay (26 points) and O.J Mayo (18 points off the bench) lead Grizzlies, who play without Zach Randolph (knee).

Jan. 14 at Oklahoma City (L, 92-104): Playing without Anthony (ankle/wrist), Knicks trail by as many as 31 in 104-92 loss at Oklahoma City (fourth straight loss at OKC)...Kevin Durant (28 points), James Harden (24) and Russell Westbrook (21 points, 8 assists, 8 rebounds) all score 20-plus for Thunder; Stoudemire, Chandler and Douglas lead Knicks with just 14 points each.

Jan. 16 vs. Orlando (L, 93-102): Knicks hold Dwight Howard to just eight points (3-6 FGA, 2-9 FTA), but fall victim to a barrage of three-pointers in 102-93 loss to Magic in Martin Luther King Day matinee at MSG...Magic go 17-35 from Downtown to tie all-time opponents mark for three-pointers made vs. NY (17 by Cleveland, Mar. 5, 2008)...Ryan Anderson goes 7-13 from long range en route to 30 points; J.J. Redick (3-6) adds 21 and Hedo Turkoglu (4-7) has 15...Anthony returns from one-game absence (ankle) to score game-high 33...Knicks fall to 18-8 all-time on King holiday.

Jan. 18 vs. Phoenix (L, 88-91): Steve Nash scores a game-high 26 points, dishes off 11 assists and goes 6-6 from the line in the final :16.9 to clinch Suns' 91-88 win at MSG, Knicks' fourth straight loss...Shumpert scores 20...Suns' bench outscores NY's, 37-7. Suns' Shannon Brown scores 14 points of the bench, including clutch three-point bomb from the right corner that hits both the rim and backboard before dropping thru to give Phoenix 85-80 lead with :35.0 left...Knicks' final hopes are dashed as Shumpert's rushed three-ball misses at the buzzer...Anthony scores 15,000th career point...Knicks shoot just .372 (32-86); outrebound Suns 54-38 including 18-3 offensive.

Jan. 20 vs. Milwaukee (L, 86-100): Brandon Jennings pours in 36 points to lead Bucks to 100-86 win at MSG, running Knicks' losing streak to five...Bucks shoot .476 (39-82) and lead by as many as 17; Knicks shoot just .370 (27-73)...Anthony scores 35 for NYK but is ejected (second tech) with 1:33 left...Knicks lose third straight to Milwaukee as Bucks post their first road win of the season (1-8).

Jan. 21 vs. Denver (L, 114-119, 2OT): In the first meeting of the two teams since Feb. 22, 2011 mega-trade, Nuggets outlast Knicks in double OT, 119-114 at MSG, as losing streak reaches season-high six...Anthony scores 25 against his former mates...Danilo Gallinari scores a game-high 37, alongside fellow former Knicks Al Harrington (24 points) and Timofey Mozgov (16 points)...Knicks lead by as many as 12 (42-30) in first half...Anthony's 22-foot jumper with :01.7 left forces overtime (98-98), Nene's two free throws with :09.2 left force a second OT (105-105), then Gallinari scores nine points in 2OT as Nuggets outscore NY, 14-9...Knicks go just 15-21 from the line (.714), Nuggets go 31-43 from the line (.721)...Nuggets use just seven players and turn 24 Knicks turnovers into 21 points...Harrellson suffers fractured right wrist, sidelining him until Feb 29.

Jan. 24 at Charlotte (W, 111-78): Knicks snap six-game losing streak in emphatic style as all 13 eligible players score in 111-78 rout of Bobcats at Charlotte...Chandler leads the way with 20 points and 17 rebounds; Fields and Stoudemire score 18 each while Anthony (0-7 FGA) scores just one point...Knicks shoot .500 (39-78), hold Bobcats to .329 (27-82) and outrebound Charlotte 53-33...Kemba Walker leads 'Cats with 22 points; Bobcats record their lowest all-time point total vs. NYK (78).

Jan. 25 at Cleveland (L, 81-91): Knicks absorb their ninth straight loss at Cleveland, outscored 46-36 in the second half of 91-81 loss to Cavs...Stoudemire (19 points) leads Knicks, who shoot .421 (32-76) and go just 3-20 from Downtown...Antawn Jamison (15 points) leads balanced attack in which all 10 Cavs who see action break into scoring column...Cavs turn 23 Knicks turnovers into 24 points.

Jan. 27 at Miami (L, 89-99): Despite a virtuoso off-the-bench performance by Walker and a game-long three-point barrage, shorthanded Knicks fall in Miami, 99-89...Walker goes 7-10 from Downtown for 21 points in 31 bench minutes while Knicks go 18-43 as a team from three-point range (two shy of team mark for three-pointers)...But LeBron James pours in game-high 31 points for Heat while Dwyane Wade - returning to action after missing six games (ankle) - adds 28...Knicks play without Anthony (wrist/hand/ankle).

Jan. 28 at Houston (L, 84-97): Knicks wind up rugged four-road-games-in-five-days stretch at 1-3 with 97-84 loss to Rockets, their seventh straight loss at Houston...After three-point barrage just 24 hours earlier in Miami, Knicks go just 5-26 from Downtown...Stoudemire scores game-high 23 points as Knicks play second straight game without Anthony (wrist/hand/ankle)...Chase Budinger leads Rockets with 19 points in 24 bench minutes...Rockets shoot .494 (38-77), Knicks just .382 (34-89)...Houston's bench outscores NYK's, 61-35.

Jan. 31 vs. Detroit (W, 113-86): **Knicks record their best-shooting game in nearly seven years in wire-to-wire 113-86 rout of Pistons at MSG...**Knicks shoot .600 (42-70) from the field, their highest since Mar. 6, 2005 vs. Warriors (.618 on 47-76) and their best shooting performance under Mike D'Antoni...Anthony returns from two-game absence to score game-high 25 points; Fields adds 18 (including 4-4 from Downtown in first half).

*"I refuse to have a losing season like that. We have to do what it takes. I don't care what it is. I really don't. But I refuse. I refuse to go through a losing season like that. Like I said, we got to man up." - **Tyson Chandler, Jan. 28***

(Knicks finish January at 8-13; third in Atlantic, 7 GB)

February (10-5; 18-18)

Feb. 2 vs. Chicago (L, 102-105): Knicks start season's only series of **three-games-in-three-days** with hard-fought 105-102 loss to Bulls at MSG...Stoudemire pours in 34 points...Derrick Rose leads Bulls with 32 points (15 in fourth quarter) and 13 assists...Knicks go just 10-14 from the line (.714) while Bulls go 21-29 (.724)...Bulls shoot .527 (39-74)...Knicks climb to within a point in the final minute, but miss on potential game-tying three-pointers by Stoudemire (:11.9 left) and Anthony (at the final buzzer).

Feb. 3 at Boston (L, 89-91): Despite 26 points from Anthony and 20 from Chandler, Knicks absorb 10th straight regular season loss at Boston (12th straight including Playoffs), as Celtics prevail 91-89 in second link of three-in-three...Paul Pierce leads Celtics with 30 points...Knicks hold Celtics to .408 shooting (31-76), turn 20 Boston turnovers into 23 points, and lead by as many as 12 (67-55) in third quarter...Celtics outscore Knicks 22-17 in fourth...Trailing by one (90-89) inside the final half-minute, Knicks are given new life when Pierce's potential game-clinching three-pointer is disallowed (24-second violation) via video review with :16.1 left...But NY misses its last four shots, including three-pointer from Shumpert (:40.8 left) and Novak's potential game-tying jumper at the final buzzer.

Feb. 4 vs. New Jersey (W, 99-92): **In the game that ignites the worldwide mania of Linsanity, Jeremy Lin pours in a game-high 25 points (19 in the second half, 12 in the fourth quarter) and adds seven assists and five rebounds in 36 bench minutes to spearhead 99-92 win over Nets at MSG as Knicks complete three-in-three on winning note...**Deron Williams (21 points, 11 assists) and Kris Humphries (20 points, 12 rebounds) lead Nets...Knicks trail by as many as 12 (32-20) in second quarter; outscore Nets 29-20 in fourth.

Feb. 6 vs. Utah (W, 99-88): With their city awash in Giants euphoria, shorthanded Knicks come up big as Lin authors second straight headline outing in 99-88 win over Utah at Garden...In his first NBA start, Lin scores 28 points and adds eight assists...Novak comes off the bench for 19 points (5-8 from Downtown) in 17 minutes, as Knicks play without Stoudemire (personal reasons) and then Anthony (strained right groin in first quarter, sidelining him for next seven games)...Knicks turn 22 Jazz turnovers into 27 points...Knicks lead by as many as 15 (35-20) in second quarter, see lead melt down to two (80-78) on Derrick Favors' layup+FTM with 9:14 left, then close out game with 19-10 push in final 9:01 as Lin scores 13 points in fourth quarter...Courtside celebrity contingent includes Bear Pascoe, Corey Webster, Hakeem Nicks, Mark Herzlich, Aaron Ross and Mathias Kiwanuka of newly-crowned Super Bowl XLVI Champion Giants.

Feb. 8 at Washington (W, 107-93): Playing their first of three straight games without both Anthony (groin) and Stoudemire (personal), shorthanded Knicks ring up third straight win, 107-93 at Washington, beating Wizards for eighth straight time...Lin comes up huge again with 23 points and 10 assists, while Novak comes off the bench for 19 points (5-9 from Downtown)...Chandler anchors patchwork starting lineup with 25 points and game-high 11 rebounds...John Wall scores game-high 29 points for Wiz...Wizards go just 2-17 (.118) from Downtown...Knicks commit season-low eight turnovers (9 Wiz points).

Feb. 10 vs. Lakers (W, 92-85): Lin's amazing run continues with game-high 38 points to lead Knicks to rousing, 92-85 win over Lakers before delirious Garden house, enabling NY to snap a **nine-game losing streak vs. Lakers** (first win over LAL since Feb. 13, 2007 at L.A., 107-106)...Shumpert (12 points off the bench), Jeffries (11 points, 9 rebounds) and Chandler (9 points, 11 rebounds) shine in total team effort as Knicks play second straight game without both Anthony (groin) and Stoudemire (personal)...Kobe Bryant leads Lakers with 34 points despite starting 1-11 from the floor...Knicks hold All-Star center Andrew Bynum to three points on 1-8 shooting, and limit Lakers to just .375 shooting (30-80).

Feb. 11 at Minnesota (W, 100-98): Lin caps span in which he will be named Eastern Conference Player of the Week with 20 points - including the go-ahead marker in the final seconds - eight assists, six rebounds and three steals in come-from-behind 100-98 win at Minnesota, as NY's win streak stretches to five games...Shumpert adds 20 points off the bench...Kevin Love leads Wolves with 32 points and 21 rebounds...Knicks trail by as many as 11 (22-11) in early going, then find themselves behind 94-88 after Michael Beasley's 1-2 free throws with 4:35 left...But Knicks close out game with a 12-4 run over the final 3:03, highlighted by a pair of Novak three-pointers and Lin's 1-2 free throws with :04.9 left to take the lead at 99-98...After a Ricky Rubio turnover and Walker's 1-2 free throws with :01.3 left (100-98), Knicks come out winners as Love's three-pointer from the left corner misses at the buzzer...Knicks hold Wolves to 3-19 shooting (.158) in fourth quarter, and turn 23 Wolves turnovers into 29 points...Third straight game without both Anthony (groin) and Stoudemire (personal).

Feb. 14 at Toronto (W, 90-87): Linsanity goes north of the border and produces yet another incredible chapter as Lin's three-point bomb with :00.5 left caps a furious Knicks rally and gives NY its sixth straight win, 90-87 at Toronto...Jeremy finishes with 27 points and 11 assists, while Stoudemire (21 points, 9 rebounds) returns following four-game absence (personal)...Jose Calderon leads Raptors with 25 points...Knicks play without Anthony (groin), Raptors play without Andrea Bargnani (calf)...Knicks trail by 17 (47-30) late in first half, by 11 (47-36) at halftime and by 12 (78-66) early in the fourth...Leandro Barbosa's layup gives Raptors a nine-point lead (86-77) with 4:15 left...**But Knicks close out the game with a 13-1 run in the final 3:57, with Lin scoring 12 points in the fourth quarter and NY's last six, including the game-winner with :00.5 left**...Knicks close out win as Rasual Butler misses a long three at the buzzer...Knicks outscore Raptors, 24-12 in fourth quarter, holding Raps to 5-15 shooting (.333) in the final stanza after they'd shot 32-58 (.552) over first three quarters.

Feb. 15 vs. Sacramento (W, 100-85): Knicks produce seven double-figure scorers for the first time in nearly three years in 100-85 blitzing of Kings at Garden, stretching win streak to season-high seven...Fields (15, with 10 rebounds), Walker (14), Novak (14), Shumpert (11), Stoudemire (11), Jeffries (10) and Lin (10, with 13 assists) give Knicks first set of seven 10-plus scorers since Apr. 5, 2009 at Toronto...Knicks hold Sac to .379 shooting (33-87) in snapping a four-game losing streak against the Kings at MSG (first win over Kings at Garden since Jan. 15, 2007, 102-97)...Knicks outrebound Kings, 48-35 despite absent Anthony (groin).

Feb. 17 vs. New Orleans (L, 85-89): Seven-game winning streak ends at the hands of shorthanded, 6-23 Hornets with wire-to-wire 89-85 loss at MSG...Stoudemire and Lin each score 26 as Knicks play sixth straight game without Anthony (groin)...Trevor Ariza leads Hornets with 25 points (4-7 from Downtown) as Hornets play without Emeka Okafor (knee), Carl Landry (MCL) and Eric Gordon (knee)...Knicks see six-game win streak vs. Hornets snapped (first loss to Hornets since Apr. 4, 2008; 118-110 at New Orleans).

Feb. 19 vs. Dallas (W, 104-97): Lin (28 points, 14 assists) and Novak (14 points, all in fourth quarter) spearhead come-from-behind 104-97 win over defending champion Mavericks before MSG matinee sellout and national ABC audience...Knicks snap five-game losing streak vs. Mavs at MSG (first win over Mavs at MSG since Jan. 11, 2006; 117-115, OT)...Dirk Nowitzki leads Mavs with 34 points...Knicks trail by as many as 12 (70-58) late in the third, then outscore Mavericks 32-22 in the fourth...Knicks go 12-29 (.414) from Downtown, Mavs go 12-33 (.364)...Signed on Feb. 17, J.R. Smith (15 points in 30 bench minutes) makes NY debut; Knicks play seventh straight game without Anthony (groin)...Knicks mourn the passing of Big Apple mogul and Knicks superfan Steven Greenberg at age 68 the prior day (Feb. 18).

Feb. 20 vs. New Jersey (L, 92-100): Anthony (11 points) returns to action after seven-game absence while Lin adds 21 points and nine assists, but it can't halt a Nets three-point barrage in 100-92 loss to New Jersey...Nets' Deron Williams pours in a game-high 38 points including **8-14 from Downtown, tying all-time single-game mark for three-pointers by an NYK opponent** (Ray Allen, Vladimir Radmanovic)...Nets go 15-31 (.484) from Downtown, including four-point plays by D-Will and MarShon Brooks... Knicks see five-game win streak vs. Nets snapped (first loss to NJ since Mar. 6, 2010; 93-113 @ MSG)...Knicks are outscored 64-43 over second-third quarters...Baron Davis (3 points, 10 minutes) makes Knicks debut...On Knicks Pioneer Night honoring Black History, Knicks honor Hall of Fame coach Joe Lapchick and 1950 training camp attendee John Rucker, and name Herb Williams winner of annual Dick McGuire Knicks Legacy Award.

Feb. 22 vs. Atlanta (W, 99-82): Novak goes 5-10 from Downtown for 17 points while Lin adds 17 points and nine assists in convincing 99-82 win over Hawks at Garden...Knicks hold Hawks to .395 shooting (32-81) and turn 25 Atlanta turnovers into 30 points...Knicks lead by 25 at the half (60-35) and by as many as 30 (67-37) in the third...Hawks play without Joe Johnson (knee).

Feb. 23 at Miami (L, 88-102): Heat's Big Three all score 20-plus points as Knicks can't hold off second-half Miami surge in 102-88 loss at AmericanAirlines Arena...Chris Bosh (25 points), Dwyane Wade (22) and LeBron James (20) lead Heat...Anthony leads Knicks with 19 points as Heat hold Lin to eight points on 1-11 shooting.

(Knicks go into All-Star break at 17-18; second in Atlantic, 3½ GB)

Feb. 24-26: **At NBA All-Star 2012 in Orlando, Carmelo Anthony scores 19 points as starter for East squad in 152-149 loss to West (Carmelo's fifth NBA All-Star Game, fourth as a starter)...Landry Fields (16 points) and Jeremy Lin (2 points) play for Team Shaq in BBVA Rising Stars Challenge (second straight appearance for Fields)...Fields teams with assistant GM Allan Houston and Liberty's Cappie Pondexter on Team New York to win Haier Shooting Stars competition with a final time of :37.3 (to Texas' 47.6)...Iman Shumpert selected to participate in Sprite Slam Dunk, but forced to withdraw due to left patella tendinitis...Knicks legend Bernard King and Maurice Cheeks and former NYK coaches Don Nelson and Rick Pitino named by Naismith Memorial Basketball Hall of Fame among 12 finalists for election with the Class of 2012 (Nelson elected to Hall of Fame, Apr. 2).**

Feb. 29 vs. Cleveland (W, 120-103): Anthony scores 22 points, Lin adds 19 with 13 assists and Novak scores 15 of his 17 points in the second half as Knicks rebounds from 17 down for 120-103 win over Cleveland at MSG...Antawn Jamison (23 points, 10 rebounds) and rookie star Kyrie Irving (22 points) lead Cavs...**Game features a 37-point turnaround as Knicks trail by as many as 17, then lead by as many as 20**...Omri Casspi's two free throws give Cavs a 61-44 lead with 1:55 left in second quarter, **then Knicks outscore Cavs 76-42 the rest of the way, including 71-42 in the second half**...A Tale of Two Halves: Knicks shoot .452 (19-42) in first half, .558 (24-43) in second; Cavs shoot .537 (22-41) in first half, .390 (16-41) in second...Knicks go 0-6 from Downtown in first half, 6-14 (.429) in second.

*"It's not because of me, it's because we're coming together as a team. We started making these steps earlier but we were still losing close games and so obviously it wasn't fun. But when you win, that solves a lot of problems. We've been winning and we've been playing together." **- Jeremy Lin, Feb. 14***

(Knicks finish February at 18-18, tied for second in Atlantic, 3 GB)

March (9-8; 27-26)

Mar. 4 at Boston (L, 111-115, OT): Rajon Rondo rings up a triple-double (18 points, 20 assists, 17 rebounds) while Paul Pierce pours in 34 points - including the game's biggest shot - as Celtics hand Knicks heartbreaking 115-111 ABC overtime loss at Boston...Anthony leads Knicks with 25 points as NY loses its 11th straight regular season game at Boston (13th straight including Playoffs)...Back-and-forth affair: Knicks lead by as many as 12 (52-40) in first half, Celtics lead by as many as 15 (80-65) in the second...Knicks trail by nine (92-83) in fourth quarter, then go on a 20-8 run capped by Novak's two free throws with :18.1 left in regulation to take a 103-100 lead...But Pierce nails a three-point bomb from the top of the arc with :04.9 left (103-103), and game goes to OT as Anthony's forced jumper misses at the buzzer...Rondo and Ray Allen each score five points in OT as Boston outscores NY, 12-8.
Mar. 6 at Dallas (L, 85-95): Knicks rally from 19 down against defending champs, then fall victim to late Maverick blitz in 95-85 loss at Dallas...Stoudemire leads Knicks with 26 points while Dirk Nowitzki scores a game-high 28 (24 in second half, 11 in fourth quarter) for Mavs...Knicks trail by as many as 19 (66-47 midway through third quarter), then score the first 15 points of the fourth to take a 78-77 lead on Amar'e's close-in jumper with 4:55 left...But Mavs answer with an 18-7 push in the final 4:34 (including 14 straight points) to win...Knicks hold Mavs to .388 shooting (31-80), but shoot just .381 (32-84) themselves... Chandler (6 points, 8 rebounds) plays in 700th career game and receives 2011 NBA Championship ring in return to Dallas.
Mar. 7 at San Antonio (L, 105-118): Spurs' Big Three shines in 118-105 loss at San Antonio, Knicks' ninth straight loss in the Alamo City...Tony Parker pours in a game-high 32 points; Manu Ginobili adds 17 off the bench and Tim Duncan has 17 points and eight rebounds...Anthony (27 points) and Lin (20) pace shorthanded Knicks, who play without Chandler (hamstring) and Jeffries (knee)...Knicks allow .541 shooting (46-85) and trail by as many as 24...Spurs Head Coach Gregg Popovich ejected (two techs) in third quarter.
Mar. 9 at Milwaukee (L, 114-119): In a game that produces six 20-plus scorers, Ersan Ilyasova (26), Brandon Jennings (25) and Mike Dunleavy (25 in 35 bench minutes) lead the way as Bucks hand Knicks fourth straight loss, 119-114 at Milwaukee...Stoudemire (27), Anthony (22) and Lin (20 with 13 assists) all score 20-plus for Knicks, who absorb fourth straight loss at Milwaukee...Knicks shoot .554 (46-83) overall and lead by as many as 11 in first half, but are outscored 58-49 in second half (32-18 in game-turning third quarter)...Bucks go 13-26 (.500) from Downtown...Knicks play without Chandler (hamstring) and Jeffries (knee); Bucks play without Stephen Jackson (hamstring).
Mar. 11 vs. Philadelphia (L, 94-106): Lou Williams (28 points in 28 bench minutes) and Evan Turner (24 points, 15 rebounds) lead the way as Sixers hand Knicks fifth straight loss in 106-94 MSG matinee...Anthony leads Knicks with 22 points, while Chandler (8 points, 12 rebounds) returns from two-game absence...Knicks shoot just .413 (33-80), Sixers shoot .506 (40-79)...Sixers outscore Knicks 38-24 in third quarter, going 12-17 shooting (.706) for the stanza.
Mar. 12 at Chicago (L, 99-104): Derrick Rose's 32 points help lead Bulls to 104-99 win over Knicks at Chicago, NY's sixth straight loss (tying season-high losing streak)...Anthony (21 points) and Stoudemire (20) lead Knicks, who place all five starters in double figure points...Bulls dominate glass for a 56-38 advantage, including 22-9 offensive...Bulls play without Luol Deng (wrist) and Rip Hamilton (shoulder).
Mar. 14: **Prior to that night's game against Portland, it is mutually decided that Mike D'Antoni will no longer be the head coach of the Knicks, and that Dan D'Antoni and Phil Weber will no longer be assistant coaches...Assistant Coach Mike Woodson named interim head coach.**

"We thank Mike for the hard work he and his staff had put towards making New York a destination for great players in our league as we went through our rebuilding process. But now is the time to look forward to the remaining 24 games of the season. We have a lot of faith in Mike Woodson, who will focus all of his efforts to get this team back into the Playoffs and make our final push." ***- VP Basketball Operations and Interim GM Glen Grunwald***

Mar. 14 vs. Portland (W, 121-79): **In their first game under Interim Head Coach Mike Woodson, Knicks ride a three-point barrage and an off-the-bench scoring spree to a 121-79 rout of Blazers at MSG, emphatically snapping six-game losing streak with season-high point total (121)**...In 42-point win (season-high and tied for fourth-biggest home win in club history), Knicks go **19-39 (.500) from Downtown**, falling one shy of single-game club mark for three-pointers made (20)...Smith (23 points, 7-14 from Downtown) and Novak (20 points, 6-10 from Downtown) lead the way as Knicks' bench outscores Blazers', 72-29...Smith ties a club mark with seven three-pointers in one half (2nd), the first of two times this season he'll accomplish the feat (Apr. 17 vs. Boston)...Knicks tie an NBA record with 14 three-pointers in one half (2nd), the first of two times they'll accomplish the feat this year (Apr. 17 vs. Boston), and fall one shy of NBA mark with 10 three-pointers in one quarter (4th)...LaMarcus Aldridge and Gerald Wallace each score 15 for Blazers, who trail 55-29 at the half and shoot just .373 (28-75) overall...Knicks turn 27 Blazers turnovers into 31 points...Game is Blazers finale for Head Coach Nate McMillan, who is fired the next day.
Mar. 16 vs. Indiana (W, 115-100): Balanced scoring attack allows Knicks to lead by as many as 32 in wire-to-wire 115-100 blitzing of Pacers at Garden... Chandler and Smith each score 16 points...All 13 eligible Knicks see action, with 12 of the 13 breaking into the scoring column...Knicks shoot .506 (41-81) overall, 11-25 (.440) from Downtown.
Mar. 17 at Indiana (W, 102-88): Lin scores 19 points while Anthony and Stoudemire add 16 apiece as Knicks sweep back-to-back set with Pacers with 102-88 win at Indiana...Knicks go 31-40 from the line (.775) while Pacers go just 20-27 from the line (.741)...Knicks outscore Pacers 25-14 in the deciding fourth quarter...For the sixth time in the last seven years, Knicks celebrate St. Patrick's Day by wearing green alternate uniforms.
Mar. 20 vs. Toronto (W, 106-87): Stoudemire notches game-high points (22) and rebounds (12) while Lin adds 18 points and 10 assists as winning streak reaches four with 106-87 rout of Raptors at Garden...Knicks shoot .481 (39-81) and lead by as many as 23...Knicks outrebound Raps, 46-30, including 16-4 offensive...DeMar DeRozan leads Raptors with 17 points; Raps' Ed Davis ejected (two techs) in third quarter.
Mar. 21 at Philadelphia (W, 82-79): Stoudemire scores a game-high 21 points while Lin scores 16 of his 18 points in the deciding fourth quarter as Knicks excel early and late in 82-79 win at Philadelphia for fifth straight win under Mike Woodson...Sixers shoot just .387 (29-75) and miss their first 14 attempts as Knicks start game with 9-0 run...Lou Williams' three-point bomb with 8:28 left knots the score at 63-63, but Knicks respond with a 15-8 run over a 7:39 span to take a lead they will never lose...Lin scores Knicks' last eight points on 8-8 free throws in game's final 1:03.
Mar. 23 at Toronto (L, 79-96): Five-game winning streak comes to sudden halt with wire-to-wire 96-79 loss at Toronto, Knicks' first loss under Mike Woodson...Knicks shoot just .376 (32-85) with 5-28 (.179) from Downtown...DeMar DeRozan (30 points) and Andrea Bargnani (21) lead Raptors...Stoudemire paces Knicks with 17 points, Novak adds 15 off the bench on 5-9 from Downtown...Raps take command for good with 19-2 third quarter run...Knicks trail by as many as 22 (90-68) and commit 22 turnovers which Raps turn into 22 points.
Mar. 24 vs. Detroit (W, 101-79): Knicks outrebound Pistons by whopping 54-30 margin in 101-79 rout at Garden, NY's fifth straight win over Detroit at MSG...**Knicks complete first series sweep over Pistons (3-0) since 1995-96 (4-0)**...Stoudemire scores 17 points in final game prior to being sidelined with bulging disc; Chandler adds 15 points and 17 rebounds...Knicks hold Pistons to .368 shooting (28-76) and outscore Detroit in the paint, 52-30...Lin (13 points, 24 minutes) plays in final game prior to undergoing left knee surgery.
Mar. 26 vs. Milwaukee (W, 89-80): Anthony records game-high points (28) and rebounds (12) as shorthanded Knicks outscore Milwaukee 42-28 in second half of vital 89-80 win at MSG...Knicks begin a 13-game stretch without Stoudemire, diagnosed with bulging disc earlier in the day...Mike Dunleavy scores 26 points off the bench for Bucks (but just two on 1-4 shooting in the second half), as Brandon Jennings (15) is the only MKE double-figure starter...Knicks hold newly-acquired Monta Ellis to four points on 2-14 shooting...Knicks outrebound Bucks 54-41.
Mar. 28 vs. Orlando (W, 108-86): Anthony and Shumpert each score 25 points, Novak comes off the bench for 16 and Knicks hold Dwight Howard to 12 points (4-7) in startling 108-86 rout of Orlando before frenzied Garden house...Knicks shoot .506 overall (43-85) with 12-34 (.353) from Downtown, leading by as many as 39 (90-51)...Knicks blow game open with a 21-0 run in the third quarter, falling three points shy of their longest recorded consecutive point run (24 vs. Pacers, Nov. 15, 2003)...Knicks outrebound Magic, 49-34 (16-9 offensive).
Mar. 30 at Atlanta (L, 90-100): Stoudemire (36 points) and Shumpert (25) are Knicks' only double-figure scorers in 100-90 loss at Atlanta...Joe Johnson (28), Josh Smith (23) and Willie Green (20 in 19 bench minutes) all score 20-plus for Hawks while Zaza Pachulia adds game-high 12 rebounds...Hawks shoot .507 (37-73).
Mar. 31 vs. Cleveland (W, 91-75): Smith scores 20 points off the bench while Anthony adds 19 as Knicks hold Cavs to .389 shooting (28-72) and cruise to 91-75 win over Cleveland at MSG on Garden of Dreams Awareness Night...Knicks enjoy point runs of 14-0 (first quarter) and 10-0 (fourth quarter), and outrebound Cavs, 47-38.

(Knicks finish March at 27-26; third in Atlantic, 3 GB)

KNICKERBOCKER HIGHLIGHTS
SEASON IN REVIEW

April (9-4; 36-30)

Apr. 3 at Indiana (L, 104-112): Despite 39 points from Anthony, Knicks fall victim to a late Pacers stampede, squandering a 17-point lead in 112-104 loss at Indiana...Danny Granger leads Pacers with 27 points, 14 in the deciding fourth quarter...Novak's three-pointer gives NY a 17-point bulge (87-70) with :54.8 left in the third, but Pacers outscore Knicks 42-17 the rest of the way, including 40-17 in the fourth...In the fateful fourth, Knicks go 7-20 shooting (.350) and 2-3 from the line; Pacers go 10-17 shooting (.588) and 17-22 from the line (.773)...Knicks go 8-14 from Downtown in the first half, 2-9 in the second...J.R. Smith ejected in the final seconds via flagrant foul (2).
Apr. 5 at Orlando (W, 96-80): Knicks go 13-25 (.520) from Downtown and hold Dwight Howard to eight points on 4-8 shooting in cruising to 96-80 win over Magic at Orlando...Anthony scores 19 points while Smith and Douglas each add 15 off the bench...Knicks hold Orlando to .417 shooting (30-72) and outscore Magic off the bench, 41-24.
Apr. 8 vs. Chicago (W, 100-99, OT): **Anthony caps a 43-point afternoon by nailing a three-point bomb with :08.2 left in OT to lift Knicks to pulsating 100-99 ABC OT win over top-seeded Chicago before a frenzied Garden sellout on Easter Sunday...Carmelo notches his first 40-plus scoring game as a Knick (20th career), piloting last-ditch comeback that sends game into OT after Knicks squander a 21-point first-quarter lead**...Chandler adds 16 rebounds (10 offensive), Shumpert posts 15 points, nine rebounds, six assists and four steals, and Smith scores 14 vital bench points...Derrick Rose returns to Bulls lineup following 12-game absence (groin) and scores 29 points...Knicks score game's first nine points and take a 21-point lead (27-6) late in the first quarter...Bulls outscore Knicks 56-41 over the second-third quarters, then take a 10-point lead (91-81) when Taj Gibson nails a short jumper with 3:45 left in regulation...But Knicks rip off a 10-0 run in the final 3:26 of the fourth, ignited by Smith's three-point bomb with 3:26 left (91-84) and capped by Anthony's three-ball with :11.2 left that ties it at 91-91. Bulls go 0-4 from the line in the final :34.1 of the fourth; game heads into OT as Rose misses on a 22-footer at the buzzer...Rose's jumper gives Chicago a 99-95 lead with 2:51 left in OT, but Anthony scores five straight points in the final 1:04, capped by his long bomb from the right elbow with :08.2 left (100-99). Knicks emerge with win as Rose misses a short runner at the buzzer...Knicks commit just nine turnovers, and turn 20 Bulls miscues into 14 points.
Apr. 10 at Chicago (L, 86-98): Anthony scores a game-high 29 points, but shorthanded Bulls earn split of home-and-home set with 98-86 win at Chicago... Bulls play without Derrick Rose (ankle), but Rip Hamilton scores 20 for Chicago (18 in the third quarter) while Luol Deng adds 19 points and 10 rebounds... Knicks are outrebounded 51-33, outscored on second chance points 25-5.
Apr. 11 at Milwaukee (W, 111-107): Anthony scores 32 points, Chandler adds 19 with 11 rebounds and Smith scores 14 off the bench - including the game's biggest hoop - as Knicks solidify their Playoff position with vital 111-107 win at Milwaukee...Monta Ellis scores game-high 35 for Milwaukee...Game features 18 lead changes and 16 ties...Knicks lead by 14 early on (32-18), Bucks outscore NY 61-48 over second-third quarters...Jennings' floater with 9:23 left gives the Bucks a 94-86 lead, **but Knicks outscore Bucks 25-13 over game's final 8:36**...Smith buries a three-point bomb with 1:04 left to put NY ahead to stay (108-107) as Knicks end game on 6-0 run in final 1:04 (Bucks miss last five attempts)...Knicks shoot .513 (41-80) overall and outscore Bucks on second chance points, 23-8.
Apr. 13 vs. Washington (W, 103-65): Knicks hold Washington to microscopic .278 from the field (22-79) and lead by as many as 43 points in wire-to-wire 103-65 rout of Wizards at MSG...Smith scores 23 points off the bench, Davis adds 18 on 7-9 shooting and 4-5 from Downtown...**Wiz' .278 field goal percentage is lowest allowed by NYK since post-clock club record opposition low .250 (21-84) by Orlando on Nov. 3, 2003**...Wiz' 65 points are their lowest ever vs. NYK and just three more than all-time NYK post-clock opposition low (62 by Jazz on Nov. 14, 2005; the infamous "Larry Miller Game")... **Knicks sweep season series from Wiz (3-0) for second straight year with their ninth straight win over Washington**...Knicks go 14-29 (.483) from Downtown, Wiz go 4-20 (.200) from long range...Knicks turn 22 Wiz turnovers into 28 points.
Apr. 15 vs. Miami (L, 85-93): Despite Anthony's game-high 42 points, Knicks absorb 93-85 ABC loss to Miami before Sunday matinee sellout at MSG, snapping nine-game home winning streak...Carmelo is Knicks' only starter in double-figure scoring; Smith adds 16 off the bench as NY's only other 10-plus scorer...LeBron James leads Heat with 29 points, Dwyane Wade adds 28 as Heat sweeps season series from Knicks (0-3)...Seesaw game most of the way: Smith's slam dunk gives NY a four-point lead (79-75) with 8:08 left, but Heat close out game with an 18-6 run over the final 8:01...Knicks go 9-30 (.300) from Downtown and just 14-23 from the line (.609).
Apr. 17 vs. Boston (W, 118-110): **Anthony's second career triple-double (35 points, 12 rebounds, 10 assists) and yet another trademark three-point barrage lead to 118-110 win over eventual Atlantic Division-champion Celtics at Garden...Knicks go 19-32 (.594) from Downtown, falling one shy of team record for three-pointers in a game**...Knicks ring up 14 threes in the first half to tie an NBA mark for the second time this season (Mar. 14 vs. Portland) and their 11 three-balls in the second quarter tie yet another NBA mark...Novak (career-high 25 points on 8-10 from Downtown) and Smith (25 points on 7-10 from Downtown) lead attack as Knicks' bench outscores Boston's, 55-2 *(according to the Elias Sports Bureau, it marks the first time in NBA history in which **two** players came off the bench to **each** nail at least seven three-pointers)*...Smith's seven three-pointers in the first half tie a Knicks record for the second time this year (Mar. 14 vs. Portland)...Paul Pierce leads Celtics with 43 points...Knicks shoot .568 (42-74) and, with Chandler adding 20, produce four 20-plus scorers for the only time this season...Celtics play without Ray Allen (ankle).
Apr. 18 at New Jersey (W, 104-95): In their final visit to The Garden State, Knicks get 33 points from Anthony and 18 points and 10 rebounds from Chandler in cruising to wire-to-wire 104-95 win over Nets...Knicks go 13-35 (.371) from Downtown and lead by as many as 21...Gerald Wallace leads Nets with 21 points; Nets play without Deron Williams (calf)...With the Nets headed to Brooklyn in 2012-13, Knicks finish with all-time records vs. Nets of 6-4 at the Rutgers Athletic Center, 23-44 at The Meadowlands and 3-0 at the Prudential Center.
Apr. 19: **Knicks mathematically clinch their second straight NBA Playoff berth via Milwaukee's 118-109 loss at Indiana.**
Apr. 20 at Cleveland (L, 90-98): Stoudemire (15 points, 27 minutes) returns to action after missing 13 games, but Knicks drop 98-90 decision to Cavs, their 10th straight loss at Cleveland...Kyrie Irving (21 points) and Manny Harris (19 points, 12 rebounds) pace Cavs, who lead by as many as 19...Novak goes 5-12 shooting (all from Downtown) for 15 points, setting Knicks club record for most attempts in a game, all three-pointers...Knicks go 12-33 (.364) from Downtown but are outrebounded, 52-32.
Apr. 22 at Atlanta (W, 113-112): Anthony's 39 points, Stoudemire's 22 and yet another three-point barrage pace 113-112 win at Atlanta...Marvin Williams leads Hawks with 29 points...Knicks shoot .544 overall (43-79) with 12-19 (.632) from Downtown...Hawks go 15-23 (.652) from Downtown, two shy of Knicks opponent mark for three-pointers (17)...Game features five technical fouls and one flagrant (Baron Davis)...Neither team leads by double figures; Anthony's jumper give NY the lead for good (113-112) with 1:40 left...Knicks escape with win as Williams' driving dunk attempt comes after the final buzzer, and their 34th win clinches second straight winning season...Knicks play without Chandler (DNP (CD), rest).
Apr. 25 vs. Clippers (W, 99-93): Knicks finish 22-11 at home as Smith scores 11 of his team-high 21 bench points in the fourth quarter to blunt late LA rally in 99-93 win over Clippers in regular season home finale at MSG...Blake Griffin (29 points) and Randy Foye (28) lead Clips, who play without Chris Paul (groin)...Knicks lead virtually the entire way; Fields' dunk gives NYK an 18-point lead (90-72) with 7:25 left...Clips author a 21-4 run and pull within one (94-93) on Griffin's hook shot with :52.3 left...Smith's 19-footer with :31.7 left (96-93) and two free throws with :23.5 left (98-93) seal matters...Knicks have season low-tying eight turnovers, and turn 14 Clippers miscues into 23 points...Dan Gadzuric (0 points, 8 minutes) makes Knicks debut...Knicks complete first sold-out regular season at the Garden (33 dates, 33 sellouts) since 2001-02.
Apr. 26 at Charlotte (W, 104-84): Knicks end regular season on winning note and finish 14-19 on the road by cruising to 104-84 win at Charlotte...Anthony and Chandler sit out, but Smith scores 22 points off the bench while Bibby dishes off 12 assists and Harrellson scores a season-high 18 points...Knicks shoot .518 (44-85) and hold Bobcats to .432 (32-74)...Knicks nail down the seventh seed in the Eastern Conference and head for first-round Playoff matchup with Miami...Bobcats finish at 7-59 and record the lowest single-season winning percentage (.106) in NBA history.

"You go out on the road to play Playoff basketball, you've gotta be tight and solid with everything that you do. It's almost like you've got to play a perfect game on the road. You can't play like you play at home, on the road. You can't turn it over, you've got to execute offensively. And defensively, you've got to get after people. You've got to rebound the ball as a unit...all the little intangible things that win games, you've got to do on the road." ***- Mike Woodson, Apr. 25***

(Knicks finish regular season at 36-30; second in Atlantic, 3 GB)

The Playoffs (1-4)
First Round vs. Miami (1-4)

Game One (Saturday afternoon, April 28 at Miami: Heat 100, Knicks 67): Knicks' 2012 Playoff run gets off to inauspicious start with 33-point loss at Miami...LeBron James leads Heat with 32 points (10-14) while Dwyane Wade adds 19...J.R. Smith leads Knicks with 17 points off the bench as Heat hold Anthony to 11 points (third-lowest career Playoff game) and Stoudemire to nine... Shumpert (0 points, 19 minutes in start) suffers torn left ACL and meniscus in third quarter, sidelining him for the rest of the series...Margin of defeat (33 points) is fourth-biggest in Knicks' post-season history; Knicks tie a post-clock club Playoff low with 67 points (also in Game Two of '99 Finals, 80-67 loss at San Antonio on Jun. 18, 1999)...Knicks-Heat renew Playoff rivalry that produced four unforgettable series over four years from 1997-2000 (Knicks 3-1).

Despite going 6-12 shooting (.286) in first quarter, Knicks trail by just six (24-18) after one and then pull to within one point (30-29) when Smith buries a three-pointer with 6:53 left in second...**Then Heat take command with a devastating 32-2 run that stretches over 9:21, bridging the second and third quarters (James scores 15 of Miami's 32 points during the game-busting run)**...Heat lead at halftime, 54-31, outscore Knicks 30-13 in the second quarter and 57-29 over the second-third stanzas, then eventually build the lead to as many as 37 points (84-47).

Knicks shoot just .357 (25-70), Heat shoot .486 (34-70)...**On the line, Heat go 24-33 from the line (.727) while Knicks go just 10-11 from the line (.909)**...Knicks go 7-21 (.333) from Downtown, Heat 8-21 (.381)...Knicks pick up three technical fouls (Head Coach Woodson, Stoudemire, Anthony) and a flagrant (Chandler)...Knicks tie a team Playoff mark with 27 turnovers (38 Miami points).

Game Two (Monday night, April 30 at Miami: Heat 104, Knicks 94): Wade scores 25 points, Chris Bosh adds 21 and James 19 with nine assists as Heat's Big Three dominate Game Two, handing Knicks 104-94 loss and sending NYK to 0-2 series deficit...Anthony scores a game-high 30 points while Stoudemire adds 18 prior to suffering a lacerated left hand post-game, an injury which will sideline him for Game Three.

Knicks briefly take four-point lead in early going (6-2), Heat respond with 9-0 run and lead the rest of the way (as many as 15)...Anthony scores 21 points in the first half but Knicks trail at intermission, 53-47... Knicks pull to within four (72-68) on Chandler's dunk with 1:37 left in the third quarter, but get no closer...A 6-0 Heat spurt midway through the fourth quarter pushes the lead to 15 (92-77) and all but decides matters...Heat's Mario Chalmers scores nine of his 13 points in the fourth quarter.

Knicks shoot .494 from the field (38-77), but allow .521 (38-73) to Miami, including .556 (20-36) in first half...Knicks outrebound Heat, 40-33... Heat commit just eight turnovers (5 NYK points).

Game Three (Thursday night, May 3 at MSG: Heat 87, Knicks 70): Knicks return home to welcoming roar from frenzied, star-studded Garden sellout, but fall short in second half of 87-70 loss in Game Three...Anthony scores team-high 22 points while Chandler - fresh off honor as KIA 2011-12 NBA Defensive Player of the Year - adds 10 points and game-high 15 rebounds as Knicks play without Stoudemire (hand)...James pours in a game-high 32 points, 20 in the second half...Wade adds 20 and Chalmers 19 (5-8 from Downtown)...Knicks shoot just .319 (22-69), their all-time post-clock Playoff low (prior NYK Playoff low was .329 on 27-82 in Game Two of '99 Finals vs. Spurs, Jun. 18, 1999).

Teams are tied 19-19 after one, but Knicks bridge first and second quarters with a 14-0 run to take a five-point lead (24-19) less than two minutes into the second...Lead balloons to 11 (40-29) on Baron Davis' layup+FTM with 1:44 left...Heat close gap to 40-36 at halftime, in midst of bridging second-third quarters with a 10-0 run...Heat outscore Knicks 22-16 in the third quarter (Wade 12 points), holding NY to 3-15 shooting (.200) in the stanza and taking a 58-56 lead into the final 12 minutes...Heat open fourth quarter with an 8-0 run and never look back, outscoring Knicks 29-14 in the quarter with James outscoring the Knicks by himself in the stanza (17-14).

Heat outscore Knicks 51-30 in the second half and hold NYK to just .242 shooting (8-33) in the final 24 minutes...Heat shoot .426 overall (29-68)...Knicks go just 4-20 (.200) from Downtown; Heat go 11-29 (.379) with 9-19 (.474) in the second half...Heat turn 20 Knicks turnovers into 23 points.

Game Four (Sunday afternoon, May 6 at MSG: Knicks 89, Heat 87): With their season on the line, Knicks take their cue from roaring Garden house and, behind 41 points from Anthony, grind out a two-point win in Game Four matinee to keep their Playoff hopes alive...Stoudemire returns following one-game absence (hand) for 20 points and 10 rebounds in inspirational performance...Bibby adds six points, five rebounds and two assists in key 23-minute bench stint...Knicks lose Davis in third quarter (torn ACL and medial collateral ligaments/dislocated right patella) for the remainder of the Playoffs...James leads Heat with 27 points, Wade adds 22.

Heat lead at halftime, 44-38, as both teams shoot poorly (Heat .385 on 15-39 shooting, Knicks .382 on 13-34)...Both teams are shut out from three-point range in first half (Heat 0-9, Knicks 0-8)...Bosh's jumper gives Miami an 11-point lead (51-40) with 8:40 left in the third, but Knicks respond with 10 straight points to kick off a 24-7 push which produces a 64-58 lead in the quarter's final minute...James' three-pointer closes the quarter and pulls Miami within three (64-61) heading into the final 12 minutes...Carmelo's short fadeaway produces an 81-81 tie with 2:03 to go, then Bibby rings up a three-pointer from the left corner with 1:23 left (84-81), and Knicks never trail again...Anthony scores four straight points on a three-point bomb (:54.5 left) and 1-3 free throws (:25.9 left) for an 88-84 lead; James responds with a layup+FTM with :20.3 left to make it 88-87...After Stoudemire goes 1-2 FTA (Haslem foul) with 14.8 left (89-87), Knicks come up winners when Wade's contested three-point bomb from the right side misses at the buzzer.

Anthony scores 23 points in the second half, including 12 of Knicks' last 16 points...Knicks shoot .427 overall (32-75), hold Miami to .411 (30-73)...After the first-half shutout, Knicks go 5-22 (.277) overall from Downtown, Heat 3-19 (.158)...Knicks go 20-29 from the line (.690), Heat 25-35 (.686)...Game features 12 lead changes and 11 ties.

Game Five (Wednesday night, May 9 at Miami: Heat 106, Knicks 94): Anthony pours in a game-high 35 points for his third 30-plus game of the series, but it can't offset 67 points from Miami's Big Three (James 29, Wade 19, Bosh 19) in decisive, series-ending 106-94 Game Five loss at Miami...Chandler notches game-high 11 rebounds as shorthanded Knicks play their final game of the season with three key players sidelined: Lin (entire series), Shumpert and newly-injured Davis.

Early spurt lifts Knicks to 20-14 lead with Bibby scoring eight points in the first quarter; Heat close quarter with a 14-4 run, take a 28-24 lead after one and never trail the rest of the way...Wade scores 12 points in the second quarter as Heat expand lead to 55-44 at halftime...Knicks get no closer than eight (64-56) during second half, as Heat stretch lead to as many as 19 (96-77 on James' 2-2 free throws with 5:47 left in the fourth)...Anthony scores 20 of Knicks' 50 second-half points.

Knicks shoot .474 (36-76) and hold Heat to just .436 (34-78)...But Heat go 9-19 (.474) from Downtown while Knicks go just 4-13 (.308) from long range...Heat go 29-34 from the line (.853) with James 13-15, Knicks go 18-21 (.857)...Heat outrebound Knicks, 42-36...Knicks' 66th NBA season ends at 9:35 p.m. Eastern Time as buzzer sounds.

2012 NBA Playoffs First Round

No.	Date	Opponent	W/L	Score	Record	Attendance	High Scorers	High Rebounds
1	Apr. 28	at MIA	L	67-100	0-1	18,624	J.R. Smith 17 James 32	Anthony 10 Haslem 8
2	Apr. 30	at MIA	L	94-104	0-2	18,624	Anthony 30 Wade 25	Anthony 9 Haslem 8
3	May 3	vs. MIA	L	70-87	0-3	19,763	Anthony 25 James 32	Chandler 15 Bosh 10
4	May 6	vs. MIA	W	89-87	1-3	19.763	Anthony 41 James 27	Stoudemire 10 Bosh 9
5	May 9	at MIA	L	94-106	1-4	18,624	Anthony 35 James 29	Chandler 11 James 8

Miami Heat

Player	G	GS	Min	FG	FGA	Pct.	3P	3PA	Pct.	FT	FTA	Pct.	OR	DR	Tot	Ast	PF	Dq	Stl	TO	Blk	Pts	RPG	APG	PPG
James	5	5	189	43	90	.478	7	20	.350	46	57	.807	5	26	31	28	14	0	11	21	1	139	6.2	5.6	27.8
Wade	5	5	179	43	85	.506	2	9	.222	17	30	.567	5	12	17	20	14	0	14	12	6	105	3.4	4.0	21.0
Bosh	5	5	167	25	49	.510	2	3	.667	23	28	.821	10	26	36	6	8	0	2	8	4	75	7.2	1.2	15.0
Chalmers	5	5	180	20	47	.426	10	24	.417	9	13	.692	3	17	20	22	13	0	8	10	1	59	4.0	4.4	11.8
Miller	5	0	116	11	30	.367	11	28	.393	3	4	.750	3	15	18	8	7	0	2	1	0	36	3.6	1.6	7.2
Battier	5	0	138	9	26	.346	7	22	.318	5	5	1.000	4	12	16	8	15	0	5	3	3	30	3.2	1.6	6.0
Haslem	5	5	95	7	18	.389	0	0	---	5	8	.625	7	25	32	2	15	1	1	3	2	19	6.4	0.4	3.8
Jones	4	0	20	3	6	.500	1	3	.333	2	2	1.000	1	1	2	0	2	0	0	0	0	9	0.5	0.0	2.3
Anthony	5	0	85	2	4	.500	0	0	---	4	4	1.000	10	7	17	1	9	0	2	3	1	8	3.4	0.2	1.6
Cole	3	0	18	2	4	.500	0	0	---	0	0	---	0	1	1	0	1	0	1	1	0	4	0.3	0.0	1.3
Howard	1	0	5	0	2	.000	0	0	---	0	0	---	0	0	0	0	0	0	0	0	0	0	0.0	0.0	0.0
Turiaf	1	0	7	0	1	.000	0	0	---	0	0	---	1	2	3	0	1	0	0	1	1	0	3.0	0.0	0.0
Heat	**5**		**1200**	**165**	**362**	**.456**	**40**	**109**	**.367**	**114**	**151**	**.755**	**49**	**144**	**193**	**95**	**99**	**1**	**46**	**68**	**19**	**484**	**38.6**	**19.0**	**96.8**
Knicks	**5**		**1200**	**153**	**367**	**.417**	**25**	**91**	**.275**	**83**	**109**	**.761**	**62**	**140**	**202**	**63**	**121**	**2**	**30**	**92**	**11**	**414**	**40.4**	**12.6**	**82.8**

New York Knicks

Player	G	GS	Min	FG	FGA	Pct.	3P	3PA	Pct.	FT	FTA	Pct.	OR	DR	Tot	Ast	PF	Dq	Stl	TO	Blk	Pts	RPG	APG	PPG
Anthony	5	5	204	52	124	.419	4	18	.222	31	41	.756	13	28	41	11	21	0	6	14	1	139	8.2	2.2	27.8
Stoudemire	4	4	139	20	36	.556	0	0	---	21	28	.750	8	18	26	3	16	1	5	12	1	61	6.5	0.8	15.3
Smith	5	0	175	24	76	.316	5	28	.179	8	8	1.000	2	11	13	11	19	0	6	11	1	61	2.6	2.2	12.2
Davis	4	4	97	11	23	.478	4	14	.286	5	5	1.000	0	3	3	13	15	0	0	13	0	31	0.8	3.3	7.8
Fields	5	4	115	15	31	.484	1	5	.200	5	7	.714	4	11	15	7	5	0	3	9	0	36	3.0	1.4	7.2
Chandler	5	5	167	11	25	.440	0	0	---	9	15	.600	18	27	45	4	18	1	7	15	7	31	9.0	0.8	6.2
Bibby	5	1	118	9	23	.391	7	17	.412	2	3	.667	3	18	21	13	7	0	1	4	0	27	4.2	2.6	5.4
Harrellson	4	0	25	4	9	.444	0	1	.000	2	2	1.000	3	5	8	0	6	0	0	2	0	10	2.0	0.0	2.5
Novak	5	1	95	4	9	.444	4	7	.571	0	0	---	3	12	15	0	7	0	0	3	1	12	3.0	0.0	2.4
Douglas	1	0	8	1	1	1.000	0	0	---	0	0	---	0	0	0	1	0	0	0	0	0	2	0.0	1.0	2.0
Jordan	1	0	4	1	2	.500	0	0	---	0	0	---	2	0	2	0	0	0	0	0	0	2	2.0	0.0	2.0
Jeffries	5	0	34	1	6	.167	0	0	---	0	0	---	6	6	12	0	5	0	1	1	0	2	2.4	0.0	0.4
Shumpert	1	1	19	0	2	.000	0	1	.000	0	0	---	0	1	1	0	2	0	1	1	0	0	1.0	0.0	0.0
Knicks	**5**		**1200**	**153**	**367**	**.417**	**25**	**91**	**.275**	**83**	**109**	**.761**	**62**	**140**	**202**	**63**	**121**	**2**	**30**	**92**	**11**	**414**	**40.4**	**12.6**	**82.8**
Heat	**5**		**1200**	**165**	**362**	**.456**	**40**	**109**	**.367**	**114**	**151**	**.755**	**49**	**144**	**193**	**95**	**99**	**1**	**46**	**68**	**19**	**484**	**38.6**	**19.0**	**96.8**

KNICKERBOCKERS GAME-BY-GAME

SEASON IN REVIEW

No.	Date	Opponent	W/L	Score	Record	Pos	GB	Attendance	High Scorers	High Rebounders
1	Dec. 25	vs. BOS	W1	106-104	1-0	1	+ ½	19,763*	Anthony 37 Rondo 31	Anthony 8 Bass 11
2	Dec. 28	at GSW	L1	78-92	1-1	1T	--	19,596*	Stoudemire 16 Ellis 22	Stoudemire 10 Brown 10
3	Dec. 29	at LAL	L2	82-99	1-2	3	½	18,997*	Anthony 27 Bryant 28	Chandler 11 Gasol 10
4	Dec. 31	at SAC	W1	114-92	2-2	1T	--	16,175	Anthony 23 Thornton 14	Harrellson 12 Hayes 13
5	Jan. 2	vs. TOR	L1	85-90	2-3	3T	½	19,763*	Anthony 35 Bargnani/DeRozan 21	Anthony 11 Butler-Magloire 10
6	Jan. 4	vs. CHB	L2	110-118	2-4	4	1½	19,763*	Anthony 32 Diaw 27	Stoudemire 12 White 9
7	Jan. 6	at WAS	W1	99-96	3-4	4	1½	16,998	Anthony 37 Young 24	Chandler 15 McGee 10
8	Jan. 7	at DET	W2	103-80	4-4	2T	1½	12,044	Stoudemire 22 Knight 19	Chandler 9 Bynum/Maxiell/Knight 6
9	Jan. 9	vs. CHB	W3	91-87	5-4	2	1½	19,763*	Stoudemire 25 Diaw 19	Chandler 13 Diaw 10
10	Jan. 11	vs. PHI	W4	85-79	6-4	2	1	19,763*	Anthony 27 Iguodala/Turner 16	Chandler 13 Brand 10
11	Jan. 12	at MEM	L1	83-94	6-5	2	1½	15,324	Anthony/Walker 14 Gay 26	Chandler 11 Gasol 12
12	Jan. 14	at OCT	L2	92-104	6-6	2	3	18,203*	Stoudemire/Douglas/Chandler 14 Durant 28	Chandler/Walker 7 Westbrook 8
13	Jan. 16	vs. ORL	L3	93-102	6-7	2	4	19,763*	Anthony 33 Anderson 30	Anthony/Chandler 8 Howard 10
14	Jan. 18	vs. PHO	L4	88-91	6-8	2	4	19,763*	Stoudemire 23 Nash 26	Chandler 17 Gortat 12
15	Jan. 20	vs. MIL	L5	86-100	6-9	2	5	19,763*	Anthony 35 Jennings 36	Chandler 12 Gooden 11
16	Jan. 21	vs. DEN	L6	114-119 (2OT)	6-10	2	5	19,763*	Anthony 25 Gallinari 37	Stoudemire 11 Nene 13
17	Jan. 24	at CHB	W1	111-78	7-10	3	5	16,802	Chandler 20 Walker 22	Chandler 17 Diaw 6
18	Jan. 25	at CLE	L1	81-91	7-11	3	5	16,760	Stoudemire 19 Jamison 15	Stoudemire 14 Varejao 16
19	Jan. 27	at MIA	L2	89-99	7-12	3	6	19,707*	Walker 21 James 31	Chandler 12 Bosh 9
20	Jan. 28	at HOU	L3	84-97	7-13	3T	7	18,051*	Stoudemire 23 Budinger 19	Chandler 11 Dalembert 14
21	Jan. 31	vs. DET	W1	113-86	8-13	3	7	19,763*	Anthony 25 Jerebko 15	Chandler 8 Monroe 12
22	Feb. 2	vs. CHI	L1	102-105	8-14	3	8	19,763*	Stoudemire 34 Rose 32	Stoudemire 11 Boozer-Noah 9
23	Feb. 3	at BOS	L2	89-91	8-15	3	8	18,624*	Anthony 26 Pierce 30	Chandler/Stoudemire 11 Garnett 8
24	Feb. 4	vs. NJN	W1	99-92	9-15	3	8	19,763*	Lin 25 D. Williams 21	Jeffries 10 Humphries 12
25	Feb. 6	vs. UTA	W2	99-88	10-15	3	8	19,763*	Lin 28 Jefferson 22	Jeffries 8 Millsap 13
26	Feb. 8	at WAS	W3	107-93	11-15	3	7	17,376	Chandler 25 Wall 29	Chandler 11 McGee 9
27	Feb. 10	vs. LAL	W4	92-85	12-15	3	6	19,763*	Lin 38 Bryant 34	Chandler 11 Bynum 13
28	Feb. 11	at MIN	W5	100-98	13-15	3	6	20,232*	Lin-Shumpert 20 Love 32	Jeffries 8 Love 21
29	Feb. 14	at TOR	W6	90-87	14-15	3	6	20,092*	Lin 27 Calderon 25	Chandler/Stoudemire 9 Kleiza 11
30	Feb. 15	vs. SAC	W7	100-85	15-15	3	5	19,763*	Fields 15 Evans 19	Fields 10 Hickson 6
31	Feb. 17	vs. NOH	L1	85-89	15-16	3	5	19,763*	Lin/Stoudemire 26 Ariza 25	Stoudemire 12 Ayon 11
32	Feb. 19	vs. DAL	W1	104-97	16-16	2T	4	19,763*	Lin 28 Nowitzki 34	Chandler 10 Marion/Terry 7
33	Feb. 20	vs. NJN	L1	92-100	16-17	2T	4½	19,763*	Lin 21 D. Williams 38	Fields 11 Humphries 14

KNICKERBOCKERS GAME-BY-GAME

SEASON IN REVIEW

No.	Date	Opponent	W/L	Score	Record	Pos	GB	Attendance	High Scorers	High Rebounders
34	Feb. 22	vs. ATL	W1	99-82	17-17	2	3	19,763*	Lin/Novak 17 Teague 18	Stoudemire 10 I. Johnson 8
35	Feb. 23	at MIA	L1	88-102	17-18	2	3½	20,197*	Anthony 19 Bosh 25	Chandler 9 Haslem/James 9
36	Feb. 29	vs. CLE	W1	120-103	18-18	2T	3	19,763*	Anthony 22 Jamison 23	Chandler 15 Jamison 10
37	Mar. 4	at BOS	L1	111-115 (OT)	18-19	3	3½	18,624*	Anthony 25 Pierce 34	Chandler 14 Rondo 17
38	Mar. 6	at DAL	L2	85-95	18-20	3	3½	20,605*	Stoudemire 26 Nowitzki 28	Fields 10 Marion 9
39	Mar. 7	at SAS	L3	105-118	18-21	3	4½	18,581*	Anthony 27 Parker 32	Stoudemire 11 Duncan 8
40	Mar. 9	at MIL	L4	114-119	18-22	3	5½	18,717*	Stoudemire 27 Ilyasova 26	Stoudemire 11 Sanders 11
41	Mar. 11	vs. PHI	L5	94-106	18-23	3	6½	19,763*	Anthony 22 L. Williams 28	Chandler 12 Turner 15
42	Mar. 12	at CHI	L6	99-104	18-24	3	7	22,863*	Anthony 21 Rose 32	Chandler 10 T. Gibson 13
43	Mar. 14	vs. POR	W1	121-79	19-24	3	6	19,763*	Smith 23 Aldridge/Wallace 15	Stoudemire 8 Wallace 12
44	Mar. 16	vs. IND	W2	115-100	20-24	3	5	19,763*	Chandler/Smith 16 Collison 15	Anthony/Chandler/Fields 7 George/Hansbrough 6
45	Mar. 17	at IND	W3	102-88	21-24	3	4	18,165*	Lin 19 Hibbert 24	Chandler 9 Hibbert 12
46	Mar. 20	vs. TOR	W4	106-87	22-24	3	4	19,763*	Stoudemire 22 DeRozan 17	Stoudemire 12 Davis 9
47	Mar. 21	at PHI	W5	82-79	23-24	3	3	20,470*	Stoudemire 21 Holiday 16	Stoudemire 9 Brand 12
48	Mar. 23	at TOR	L1	79-96	23-25	3	4	19,800*	Stoudemire 17 DeRozan 30	Chandler 11 Bargnani/Davis/Gray 7
49	Mar. 24	vs. DET	W1	101-79	24-25	3	3½	19,763*	Stoudemire 17 Gordon 20	Chandler 17 Wallace 7
50	Mar. 26	vs. MIL	W2	89-80	25-25	3	2½	19,763*	Anthony 28 Dunleavy 26	Anthony 12 Mbah a Moute 7
51	Mar. 28	vs. ORL	W3	108-86	26-25	3	2½	19,763*	Anthony/Shumpert 25 Nelson 17	Chandler 9 Davis 6
52	Mar. 30	at ATL	L1	90-100	26-26	3	3½	18,389*	Anthony 36 J. Johnson 28	Anthony/Chandler 9 Pachulia 12
53	Mar. 31	vs. CLE	W1	91-75	27-26	3	3	19,763*	Smith 20 Jamison 13	Chandler 12 Jamison/Sloan 7
54	Apr. 3	at IND	L1	104-112	27-27	3	4	17,042	Anthony 39 Granger 27	Chandler 14 George 8
55	Apr. 5	at ORL	W1	96-80	28-27	3	2½	19,098*	Anthony 19 J. Richardson 16	Chandler 12 Howard 8
56	Apr. 8	vs. CHI	W2	100-99 (OT)	29-27	2T	3	19,763*	Anthony 43 Rose 29	Chandler 16 Boozer 16
57	Apr. 10	at CHI	L1	86-98	29-28	3	4	22,131*	Anthony 29 Hamilton 20	Chandler 15 Deng 10
58	Apr. 11	at MIL	W1	111-107	30-28	3	4	15,534	Anthony 32 Ellis 35	Chandler 11 Mbah a Moute 8
59	Apr. 13	vs. WAS	W2	103-65	31-28	2T	3	19,763*	Smith 23 Crawford 17	Chandler 15 Singleton 9
60	Apr. 15	vs. MIA	L1	85-93	31-29	3	4½	19,763*	Anthony 42 James 29	Anthony 9 Bosh 14
61	Apr. 17	vs. BOS	W1	118-110	32-29	2	3½	19,763*	Anthony 35 Pierce 43	Anthony 12 Bass/Rondo 6
62	Apr. 18	at NJN	W2	104-95	33-29	2	3½	18,711*	Anthony 33 Wallace 21	Chandler 10 Humphries 15
63	Apr. 20	at CLE	L1	90-98	33-30	2	3½	19,349	Novak-Stoudemire 15 Irving 21	Douglas 9 Harris 12
64	Apr. 22	at ATL	W1	113-112	34-30	2	3	18,158	Anthony 39 Williams 29	Stoudemire 12 Williams 11
65	Apr. 25	vs. LAC	W2	99-93	35-30	2	3	19,763*	Smith 21 Griffin 29	Shumpert/Stoudemire 7 Griffin/Jordan 10
66	Apr. 26	at CHB	W3	104-84	36-30	2	3	16,023	Smith 22 Henderson 21	Harrelson 9 Moon 8

* Sellout

INDIVIDUAL HIGH GAMES

SEASON IN REVIEW

Player	Minutes	Field Goals	Free Throws	Rebounds Offensive	Rebounds Defensive	Rebounds Total	Assists	Steals	Turnovers	Blocked Shots	Points
Carmelo Anthony	47 Apr. 8 vs. CHI	17 Apr. 3 at IND	14 Jan. 16 vs. ORL	6 (2) Mar. 11 vs. Phil.	11 (2) Mar. 26 vs. MIL	12 (2) Apr. 17 vs. BOS	10 Apr. 17 vs. BOS	5T Mar. 30 at ATL	6 (3) Feb. 20 vs. NJN	3 Jan. 7 at DET	43 Apr. 8 vs. CHI
Renaldo Balkman	15 Dec. 28 at GSW	4 Jan. 14 at OCT	3 (2) Jan. 14 at OCT	2 Dec. 25 vs. BOS	6 Jan. 7 at DET	7 Jan. 7 at DET	2 Dec. 28 at GSW	2 Jan. 14 at OCT	2 Feb. 15 vs. SAC	2 Jan. 4 vs. CHB	12 Jan. 14 at OCT
Mike Bibby	37 Apr. 26 at CHB	4 (3) Apr. 20 at CLE	4 Jan. 7 at DET	2 Feb. 8 at WAS	5 Apr. 17 vs. BOS	5 Apr. 17 vs. BOS	12 Apr. 26 at CHB	2 (4) Apr. 20 at CLE	2 Jan. 28 at HOU	1 (3) Apr. 20 at CLE	16 Jan. 7 at DET
Tyson Chandler	44 Apr. 8 vs. CHI	9 (3) Apr. 17 vs. BOS	11 (2) Feb. 8 at WAS	10 Apr. 8 vs. CHI	13 Apr. 10 at CHI	17 (3) Mar. 24 vs. DET	3 (2) Mar. 17 at IND	4 Feb. 3 at BOS	5 Apr. 11 at MIL	6 Dec. 25 vs. BOS	25 Feb. 8 at WAS
Baron Davis	34 Mar. 26 vs. MIL	7 Apr. 13 vs. WAS	6 Mar. 26 vs. MIL	3 Mar. 28 vs. ORL	5 Mar. 9 at MIL	7 Mar. 28 vs. ORL	10 (2) Apr. 22 at ATL	3 Mar. 7 at SAS	9T Mar. 26 vs. MIL	1 (3) Mar. 24 vs. DET	18 Apr. 13 vs. WAS
Toney Douglas	39 Jan. 4 vs. CHB	8 (2) Jan. 2 vs. TOR	4 (2) Jan. 16 vs. ORL	6C Apr. 20 at CLE	6 Dec. 28 at GSW	9 Apr. 20 at CLE	8 Dec. 31 at SAC	3 Dec. 25 vs. BOS	4 (2) Jan. 20 vs. MIL	1T Jan. 27 at MIA	22 Jan. 2 vs. TOR
Landry Fields	46 Jan. 21 vs. DEN	10T Dec. 31 at SAC	5 (3) Mar. 16 vs. IND	3 (3) Feb. 23 at MIA	8 (3) Mar. 6 at DAL	11 Feb. 20 vs. NJN	7C(3) Apr. 26 at CHB	5C Jan. 31 vs. DET	6C Mar. 31 vs. CLE	2T(3) Apr. 13 vs. WAS	21 Dec. 31 at SAC
Dan Gadzuric	8 Apr. 25 vs. LAC			1 Apr. 26 at CHB	2 (2) Apr. 26 at CBB	3 Apr. 26 at CHB		1 Apr. 26 at CHB	1 Apr. 26 at CHB	1 Apr. 26 at CHB	
Josh Harrellson	38C Dec. 31 at SAC	8C Apr. 26 at CHB	6C Mar. 31 vs. CLE	5C(2) Mar. 7 at SAS	7C(3) Apr. 26 at CHB	12C Dec. 31 at SAC	2C(2) Apr. 13 vs. WAS	3C Jan. 14 at OCT	3C Mar. 24 vs. DET	2C Apr. 26 at CHB	18C Apr. 26 at CHB
Jared Jeffries	34 Feb. 6 vs. UTA	4 (3) Feb. 15 vs. SAC	7 Feb. 6 vs. UTA	5 Feb. 4 vs. NJN	7 (2) Feb. 15 vs. SAC	10 Feb. 4 vs. NJN	3 Feb. 10 vs. LAL	3 (2) Feb. 17 vs. NOH	3 Jan. 14 at OCT	3 (2) Feb. 20 vs. NJN	13 Feb. 6 vs. UTA
Jerome Jordan	10C Dec. 31 at SAC	2C(2) Jan. 28 at HOU	2C(3) Mar. 14 vs. POR	3C Mar. 28 vs. ORL	2C(2) Feb. 6 vs. UTA	4C(2) Mar. 28 vs. ORL	2C Dec. 31 at SAC	1C Mar. 16 vs. IND	1C(2) Feb. 6 vs. UTA	2C Mar. 28 vs. ORL	4C(4) Feb. 15 vs. SAC
Jeremy Lin	46C Feb. 19 vs. DAL	13C Feb. 10 vs. LAL	10C(2) Mar. 21 at Phil.	2T(2) Feb. 29 vs. CLE	7C(2) Mar. 17 at IND	7C(2) Mar. 17 at IND	14C Feb. 19 vs. DAL	5C Feb. 19 vs. DAL	9C Feb. 17 vs. NOH	3C Mar. 12 at CHI	38C Feb. 10 vs. LAL
Steve Novak	32 Apr. 26 at CHB	8T Apr. 17 vs. BOS	3 Apr. 13 vs. WAS	2T Feb. 17 vs. NOH	6T (2) Apr. 26 at CHB	6 (2) Apr. 26 at CHBI	2 Apr. 17 vs. ORL	2T Feb. 22 vs. POR	2T(4) Apr. 22 vs. LAC	2T Apr. 3 vs. CHI	25C Apr. 17 vs. CHI
Iman Shumpert -	45C Apr. 8 vs. CHI	10C Mar. 28 vs. ORL	6C Mar. 14 vs. POR	2C(13) Apr. 25 vs. LAC	8C Apr. 8 vs. CHI	9C Apr. 8 vs. CHI	8C Feb. 2 vs. CHI	5C(2) Mar. 31 vs. CLE	6C Jan. 12 at MEM	1C(8) Mar. 12 at CHI	25C(2) Mar. 30 at ATL
J.R. Smith	37 Apr. 8 vs. CHI	10 Apr. 26 at CHB	4 (2) Apr. 25 vs. LAC	6C Apr. 3 at IND	9 Mar. 26 vs. MIL	10 Mar. 26 vs. MIL	9C Apr. 5 at ORL	5T(3) Apr. 22 at ATL	4 Mar. 26 vs. MIL	1 (6) Apr. 15 vs. MIA	25 Apr. 17 vs. BOS
Amar'e Stoudemire	45 Jan. 21 vs. DEN	16 Feb. 2 vs. CHI	11 Jan. 9 vs. CHB	8 Jan. 9 vs. CHB	12 Mar. 4 at BOS	14 Jan. 25 at CLE	4 (2) Jan. 18 vs. PHO	3 (3) Jan. 28 at HOU	6 (3) Feb. 23 at MIA	4 Apr. 20 at CLE	34 Feb. 2 vs. CHI
Bill Walker	31 (3) Feb. 10 vs. LAL	7 Jan. 27 at MIA	4 Feb. 4 vs. NJN	2T Dec. 31 at SAC	6 (3) Feb. 17 vs. NOH	7 (2) Jan. 27 at MIA	6C Dec. 31 at SAC	3C Dec. 29 at LAL	6C Jan. 27 at MIA	1T(7) Feb. 17 vs. NOH	21 Jan. 27 at MIA
Knicks High Games	290 Jan. 21 vs. DEN	46 Mar. 9 at MIL	34 Dec. 29 at LAL	18 (2) Mar. 24 vs. DET	41 (2) Mar. 26 vs. MIL	54 (3) Mar. 26 vs. MIL	35 Mar. 14 vs. POR	15 Feb. 22 vs. ATL	25 Jan. 20 vs. MIL	13 Mar. 12 at CHI	121 Mar. 14 vs. POR
Knicks Low Games	240 (63) Apr. 26 at CHB	21 Dec. 29 at LAL	7 Apr. 5 at ORL	4 (2) Jan. 31 vs. DET	21 Apr. 20 at CLE	30 Jan. 31 vs. DET	12 Mar. 21 at Phil.	5 (2) Apr. 3 at IND	8 (3) Apr. 25 vs. LAC	0 (5) Apr. 17 vs. BOS	78 Dec. 28 at GSW
Opponents High Games	290 Jan. 21 vs. DEN	47 Jan. 4 vs. CHB	31 Jan. 21 vs. DEN	22 (2) Mar. 12 at CHI	43 Jan. 21 vs. DEN	59 Apr. 8 vs. CHI	30 Mar. 9 at MIL	14 (3) Mar. 14 vs. POR	27 Mar. 14 vs. POR	12 Jan. 6 at WAS	119 (2) Mar. 9 at MIL
Opponents Low Games	240 (63) Apr. 26 at CHB	22 Apr. 13 vs. WAS	8 Jan. 6 at WAS	3 Jan. 18 vs. PHO	20 Apr. 17 vs. BOS	26 Apr. 17 vs. BOS	10 (2) Jan. 24 at CHB	2 (2) Apr. 18 at NJN	9 Apr. 3 at IND	0 (2) Mar. 26 vs. MIL	65 Apr. 13 vs. WAS

"C" indicates a new career-high, "T" a tied career-high.
Numbers in parentheses indicate the number of games in which a player or team has reached a given total (if more than one).

KNICKS INDIVIDUAL HIGHS

SEASON IN REVIEW

Total Points	43	Carmelo Anthony	vs. Chicago*	Apr. 8
Minutes	47	Carmelo Anthony	vs. Chicago*	Apr. 8
Field Goals Made	17	Carmelo Anthony	at Indiana	Apr. 3
Field Goals Attempted	33	Carmelo Anthony	at Washington	Jan. 6
3-Point Field Goals Made	8	Steve Novak	vs. Boston	Apr. 17
3-Point Field Goals Attempted	14	J.R. Smith	vs. Portland	Mar. 14
Free Throws Made	14	Carmelo Anthony	vs. Orlando	Jan. 16
Free Throws Attempted	16	Carmelo Anthony	vs. Orlando	Jan. 16
Offensive Rebounds	10	Tyson Chandler	vs. Chicago*	Apr. 8
Defensive Rebounds	13	Tyson Chandler	at Chicago	Apr. 10
Total Rebounds	17	Tyson Chandler	vs. Detroit	Mar. 24
		Tyson Chandler	at Charlotte	Jan. 24
		Tyson Chandler	vs. Phoenix	Jan. 18
Assists	14	Jeremy Lin	vs. Dallas	Feb. 19
Steals	5			Done 7 times
Turnovers	9	Baron Davis	vs. Milwaukee	Mar. 26
		Jeremy Lin	vs. New Orleans	Feb. 17
Blocked Shots	6	Tyson Chandler	vs. Boston	Dec. 25

OPPONENTS INDIVIDUAL HIGHS

Total Points	43	Paul Pierce	vs. Boston	Apr. 17
Minutes	52	Danilo Gallinari	vs. Denver**	Jan. 21
Field Goals Made	15	Brandon Jennings	vs. Milwaukee	Jan. 20
Field Goals Attempted	29	Derrick Rose	at Chicago	Mar. 12
		Kobe Bryant	vs. L.A. Lakers	Feb. 10
3-Point Field Goals Made	8	Deron Williams	vs. New Jersey	Feb. 20
3-Point Field Goals Attempted	14	Deron Williams	vs. New Jersey	Feb. 20
Free Throws Made	18	Danilo Gallinari	vs. Denver**	Jan. 21
Free Throws Attempted	20	Danilo Gallinari	vs. Denver**	Jan. 21
Offensive Rebounds	8	Anderson Varejao	at Cleveland	Jan. 25
Defensive Rebounds	18	Kevin Love	at Minnesota	Feb. 11
Total Rebounds	21	Kevin Love	at Minnesota	Feb. 11
Assists	20	Rajon Rondo	at Boston	Mar. 4
Steals	6	Raymond Felton	vs. Portland	Mar. 14
Turnovers	9	Ben Gordon	at Detroit	Jan. 7
Blocked Shots	5			Done 5 times

Note: * - represents the number of overtime periods

KNICKS TEAM HIGHS & LOWS

SEASON IN REVIEW

	Highs		Lows	
Total Points	121	vs. Portland	78	at Golden State
Field Goals Made	46	at Milwaukee	21	at L.A. Lakers
Field Goals Att.	102	vs. Chicago*	67	at L.A. Lakers
Field Goal %	.600	vs. Detroit	.313	at L.A. Lakers
3-Pt. Field Goals Made	19	Done 2 times	1	vs. Charlotte
3-Pt. Field Goals Att.	43	at Miami	10	vs. Charlotte
Free Throws Made	34	at L.A. Lakers	7	at Orlando
Free Throws Att.	42	vs. Cleveland	11	at Memphis
Free Throw %	.909	at Memphis	.467	at Orlando
Offensive Rebounds	18	Done 2 times	4	Done 2 times
Defense Rebounds	41	Done 2 times	21	at Cleveland
Total Rebounds	54	Done 3 times	30	vs. Detroit
Assists	35	vs. Portland	12	at Philadelphia
Steals	15	vs. Atlanta	5	Done 2 times
Turnovers	25	vs. Milwaukee	8	Done 3 times
Blocked Shots	13	at Chicago	0	Done 5 times
1st Quarter Points	38	at New Jersey	13	vs. New Orleans
2nd Quarter Points	40	vs. Boston	10	at Chicago
3rd Quarter Points	38	vs. Indiana	14	Done 3 times
4th Quarter Points	43	vs. Portland	10	at L.A. Lakers
1st Half Points	72	vs. Boston	34	Done 2 times
2nd Half Points	71	vs. Cleveland	31	at L.A. Lakers
Overtime Points	9	vs. Denver**	7	vs. Denver*

Total Points	Mar. 14	Dec. 28
Field Goals Made	Mar. 9	Dec. 29
Field Goals Att.	Apr. 8	Dec. 29
Field Goal %	Jan. 31	Dec. 29
3-Pt. Field Goals Made	Done 2 times	Jan. 9
3-Pt. Field Goals Att.	Jan. 27	Jan. 9
Free Throws Made	Dec. 29	Apr. 5
Free Throws Att.	Feb. 29	Jan. 12
Free Throw %	Jan. 12	Apr. 5
Offensive Rebounds	Done 2 times	Done 2 times
Defense Rebounds	Done 2 times	Apr. 20
Total Rebounds	Done 3 times	Jan. 31
Assists	Mar. 14	Mar. 21
Steals	Feb. 22	Done 2 times
Turnovers	Jan. 20	Done 3 times
Blocked Shots	Mar. 12	Done 5 times
1st Quarter Points	Apr. 18	Feb. 17
2nd Quarter Points	Apr. 17	Apr. 10
3rd Quarter Points	Mar. 16	Done 3 times
4th Quarter Points	Mar. 14	Dec. 29
1st Half Points	Apr. 17	Done 2 times
2nd Half Points	Feb. 29	Dec. 29
Overtime Points	Jan. 21	Jan. 21

OPPONENTS TEAM HIGHS & LOWS

	Highs		Lows	
Total Points	119	Done 2 times	65	vs. Washington
Field Goals Made	47	vs. Charlotte	22	vs. Washington
Field Goals Att.	103	at Boston*	66	vs. Boston
Field Goal %	.553	vs. Charlotte	.278	vs. Washington
3-Pt. Field Goals Made	17	vs. Orlando	1	at Toronto
3-Pt. Field Goals Att.	35	vs. Orlando	5	vs. Boston
Free Throws Made	31	vs. Denver**	8	at Washington
Free Throws Att.	43	vs. Denver**	13	at Washington
Free Throw %	.955	at Charlotte	.538	Done 2 times
Offensive Rebounds	22	Done 2 times	3	vs. Phoenix
Defense Rebounds	43	vs. Denver	20	vs. Boston
Total Rebounds	59	vs. Chicago	26	vs. Boston
Assists	30	at Milwaukee	10	Done 2 times
Steals	14	Done 3 times	2	Done 2 times
Turnovers	27	vs. Portland	9	at Indiana
Blocked Shots	12	at Washington	0	Done 2 times
1st Quarter Points	36	at Milwaukee	11	at Philadelphia
2nd Quarter Points	38	at Oklahoma City	12	vs. Orlando
3rd Quarter Points	38	vs. Philadelphia	12	Done 2 times
4th Quarter Points	42	vs. Indiana	11	at Minnesota
1st Half Points	80	at Oklahoma City	29	vs. Portland
2nd Half Points	69	vs. Indiana	28	vs. Milwaukee
Overtime Points	14	vs. Denver**	7	vs. Denver*

Total Points	Done 2 times	Dec. 13
Field Goals Made	Jan. 4	Apr. 13
Field Goals Att.	Mar. 4	Apr. 17
Field Goal %	Jan. 4	Apr. 13
3-Pt. Field Goals Made	Jan. 16	Mar. 23
3-Pt. Field Goals Att.	Jan. 16	Dec. 25
Free Throws Made	Jan. 21	Jan. 6
Free Throws Att.	Jan. 21	Jan. 6
Free Throw %	Jan. 24	Done 2 times
Offensive Rebounds	Done 2 times	Jan. 18
Defense Rebounds	Jan. 21	Apr. 17
Total Rebounds	Apr. 8	Apr. 17
Assists	Mar. 9	Done 2 times
Steals	Done 3 times	Done 2 times
Turnovers	Mar. 14	Apr. 3
Blocked Shots	Jan. 6	Done 2 times
1st Quarter Points	Mar. 9	Mar. 21
2nd Quarter Points	Jan. 14	Mar. 28
3rd Quarter Points	Mar. 11	Done 2 times
4th Quarter Points	Mar. 16	Feb. 11
1st Half Points	Jan. 14	Mar. 14
2nd Half Points	Mar. 16	Mar. 26
Overtime Points	Jan. 21	Jan. 21

Note: * - represents the number of overtime periods

RECORD WHEN...

SEASON IN REVIEW

Equal or outrebound opponent	23-9
Outrebound and outshoot opponent	18-0
Bench outscores oppponent bench	20-12
Grab 50 or more rebounds	4-4
Grab 40 or more rebounds	27-15
Grab less than 40 rebounds	9-15
Shoot 50-percent or better	11-1
Shoot below 50-percent	25-29
Shoot equal or better than opponent	26-5
Outshot by opponent	10-25
Opponent shoots 50-percent or better	4-7
Opponent shoots below 50-percent	32-23
Shoot more free throws than opponent	22-12
Shoot equal or fewer free throws	14-18
Commit more turnovers than opponent	6-19
Commit equal or fewer turnovers	30-11

Knicks Score

-90	90-99	100+	110+
3-16	10-7	23-7	9-4

Opponents Score

-90	90-99	100+	110+
21-1	9-14	6-15	2-6

Knicks Shoot

-40%	40-49%	50-59%	60%+
5-10	20-19	10-1	0-0

Opponents Shoot

-40%	40-49%	50-59%	60%+
15-2	17-21	4-7	0-0

Leading After

1st	2nd	3rd
27-10	28-8	29-3

Trailing After

1st	2nd	3rd
8-18	7-21	7-25

Tied After

1st	2nd	3rd
1-2	1-1	0-2

Back-To-Back Games

1st	2nd	Win 2	Lost 2
11-10	11-10	7	7

Offense

+100 points:	30 games (23-7)	Home: 16 games (13-3)	Road: 14 games (10-4)
<100 points:	36 games (13-23)	Home: 17 games (9-8)	Road: 19 games (4-15)

Defense

+100 points:	21 games (6-15)	Home: 11 games (4-7)	Road: 10 games (2-8)
<100 points:	45 games (30-15)	Home: 22 games (18-4)	Road: 23 games (12-11

Score by Quarters	1st	2nd	1st Half	3rd	4th	2nd Half	OT	Total
New York Knicks	1,629	1,649	3,288	1,506	1,631	3,317	33	6,458
	24.8	25.0	49.8	22.8	24.7	47.5	8.0	97.8
Opponents:	1,564	1,555	3,119	1,591	1,496	3,087	41	6,247
	23.7	23.6	47.3	24.1	22.7	46.8	9.0	94.7

Games Missed Due To Injury or Illness - 123 total

Carmelo Anthony - 10 (1-sprained right ankle; 2-sprained right ankle/sprained left wrist/sprained right thumb); 7-sprained right groin); Renaldo Balkman – 0; Mike Bibby – 0; Tyson Chandler – 0; Baron Davis – 35 (32-herniated disk; 2-strained right hamstring; 1-stomach virus); Toney Douglas – 1 (1-virus); Landry Fields – 0; Dan Gadzuric – 0; Josh Harrellson – 19 (19-fractured right wrist); Jared Jeffries – 22 (10-sore right calf; 12-sore right knee); Jerome Jordan – 0; Jeremy Lin – 14 (1-sore left knee; 13-chronic small meniscal tear in left knee); Steve Novak – 0; Iman Shumpert – 7 (4-sprained right MCL; 3-left patella tendinitis); J.R. Smith – 0; Amar'e Stoudemire – 15 (2-sprained left ankle; 13-bulging disk in lower back); Bill Walker – 21 (6-sore left elbow; 15-left elbow debridement).

INDIVIDUAL MISCELLANEOUS STATISTICS

SEASON IN REVIEW

	Leadership			Points			Reb	Ast	Double-Doubles			Trip-Dub
	Pts	Reb	Ast	10+	20+	30+	10+	10+	Pt/Ast	Pt/Reb	20/10	Pt/Rb/As
Carmelo Anthony	31	8	13	52	31	14	9	1	1	8	7	1
Renaldo Balkman	0	0	0	1	0	0	0	0	0	0	0	0
Mike Bibby	0	0	4	3	0	0	0	1	0	0	0	0
Tyson Chandler	4	37	1	37	6	0	31	0	0	20	4	0
Baron Davis	0	0	11	5	0	0	0	2	1	0	0	0
Toney Douglas	1	1	7	9	1	0	0	0	0	0	0	0
Landry Fields	1	6	7	25	1	0	3	0	0	2	0	0
Dan Gadzuric	0	0	0	0	0	0	0	0	0	0	0	0
Josh Harrellson	0	2	0	5	0	0	1	0	0	1	0	0
Jared Jeffries	0	3	0	4	0	0	1	0	0	0	0	0
Jerome Jordan	0	0	0	1	0	0	0	0	0	0	0	0
Jeremy Lin	10	0	22	23	11	1	0	7	7	0	0	0
Steve Novak	3	0	0	20	2	0	0	0	0	0	0	0
Iman Shumpert	2	1	8	28	4	0	0	0	0	0	0	0
J.R. Smith	5	0	6	24	6	0	1	0	0	0	0	0
Amar'e Stoudemire	16	16	2	43	18	1	17	0	0	16	9	0
Bill Walker	2	1	1	8	1	0	0	0	0	0	0	0

Starting Lineups

Point Guard	Shooting Guard	Small Forward	Power Forward	Center	G	W	L	Pct.
Lin	Fields	Walker	Jeffries	Chandler	3	3	0	1.000
Bibby	Shumpert	Fields	Anthony	Chandler	1	1	0	1.000
Bibby	Shumpert	Fields	Harrellson	Stoudemire	1	1	0	1.000
Davis	Shumpert	Anthony	Stoudemire	Chandler	1	1	0	1.000
Davis	Shumpert	Fields	Anthony	Stoudemire	1	1	0	1.000
Lin	Fields	Anthony	Jeffries	Chandler	1	1	0	1.000
Lin	Fields	Shumpert	Stoudemire	Chandler	1	1	0	1.000
Davis	Shumpert	Fields	Anthony	Chandler	12	8	4	.667
Lin	Fields	Walker	Stoudemire	Chandler	3	2	1	.667
Lin	Fields	Anthony	Stoudemire	Chandler	15	8	7	.533
Douglas	Fields	Anthony	Harrellson	Chandler	2	1	1	.500
Shumpert	Fields	Anthony	Stoudemire	Chandler	14	6	8	.429
Douglas	Fields	Anthony	Stoudemire	Chandler	5	2	3	.400
Bibby	Shumpert	Anthony	Stoudemire	Chandler	1	0	1	.000
Bibby	Shumpert	Walker	Stoudemire	Chandler	1	0	1	.000
Douglas	Fields	Walker	Stoudemire	Chandler	1	0	1	.000
Douglas	Shumpert	Fields	Stoudemire	Chandler	1	0	1	.000
Lin	Shumpert	Anthony	Stoudemire	Harrellson	1	0	1	.000
Lin	Smith	Fields	Anthony	Stoudemire	1	0	1	.000
Totals:		**Different Lineups:**	**19**		**66**	**36**	**30**	**.545**

HOME ATTENDANCE

SEASON IN REVIEW

No.	Date	Day	Time	Opponent	Attendance	Season	Average	Sellouts
1	Dec. 25	Sunday	Day	Boston	19,763	19,763	19,763	1
2	Jan. 2	Monday	Night	Toronto	19,763	39,526	19,763	2
3	Jan. 4	Wednesday	Night	Charlotte	19,763	59,289	19,763	3
4	Jan. 9	Monday	Night	Charlotte	19,763	79,052	19,763	4
5	Jan. 11	Wednesday	Night	Philadelphia	19,763	98,815	19,763	5
6	Jan. 16	Monday	Day	Orlando	19,763	118,578	19,763	6
7	Jan. 18	Wednesday	Night	Phoenix	19,763	138,341	19,763	7
8	Jan. 20	Friday	Night	Milwaukee	19,763	158,104	19,763	8
9	Jan. 21	Saturday	Night	Denver	19,763	177,867	19,763	9
10	Jan. 31	Tuesday	Night	Detroit	19,763	197,630	19,763	10
11	Feb. 2	Thursday	Night	Chicago	19,763	217,393	19,763	11
12	Feb. 4	Saturday	Night	New Jersey	19,763	237,156	19,763	12
13	Feb. 6	Monday	Night	Utah	19,763	256,919	19,763	13
14	Feb. 10	Friday	Night	L.A. Lakers	19,763	276,682	19,763	14
15	Feb. 15	Wednesday	Night	Sacramento	19,763	296,445	19,763	15
16	Feb. 17	Friday	Night	New Orleans	19,763	316,208	19,763	16
17	Feb. 19	Sunday	Day	Dallas	19,763	335,971	19,763	17
18	Feb. 20	Monday	Night	New Jersey	19,763	355,734	19,763	18
19	Feb. 22	Wednesday	Night	Atlanta	19,763	375,497	19,763	19
20	Feb. 29	Wednesday	Night	Cleveland	19,763	395,260	19,763	20
21	Mar. 11	Sunday	Day	Philadelphia	19,763	415,023	19,763	21
22	Mar. 14	Wednesday	Night	Portland	19,763	434,786	19,763	22
23	Mar. 16	Friday	Night	Indiana	19,763	454,549	19,763	23
24	Mar. 20	Tuesday	Night	Toronto	19,763	474,312	19,763	24
25	Mar. 24	Saturday	Night	Detroit	19,763	494,075	19,763	25
26	Mar. 26	Monday	Night	Milwaukee	19,763	513,838	19,763	26
27	Mar. 28	Wednesday	Night	Orlando	19,763	533,601	19,763	27
28	Mar. 31	Saturday	Night	Cleveland	19,763	553,364	19,763	28
29	Apr. 8	Sunday	Day	Chicago	19,763	573,127	19,763	29
30	Apr. 13	Friday	Night	Washington	19,763	592,890	19,763	30
31	Apr. 15	Sunday	Day	Miami	19,763	612,653	19,763	31
32	Apr. 17	Tuesday	Night	Boston	19,763	632,416	19,763	32
33	Apr. 25	Wednesday	Night	L.A. Clippers	19,763	652,179	19,763	33
34	May 3	Thursday	Night	Miami	19,763	(Playoffs)		34
35	May 6	Sunday	Day	Miami	19,763	(Playoffs)		35

Bold indicates sellout

Attendance Notes

- Knicks ranked fifth in the NBA in total and average home attendance (33 dates, 652,179 total, 19,763 average, 33 sellouts) for the 2011-12 regular season...Knicks averaged better than 19,000-plus in home attendance for the 18th time in the last 20 seasons.
- Knicks sold out each of their regular season home games (33) for the first time since 2001-02, the final full season of the legendary 433-game Sellout Streak which spanned from Feb. 4 1993-Nov. 2, 2002...Two additional sellouts in the 2012 Playoffs against Miami gave the Knicks a streak of 68 consecutive home sellouts (preseason + regular season + Playoffs), entering the 2012-13 season...Last non-sellout at the Garden (pre-season, regular season or Playoffs) was on Dec. 12, 2010 vs. Denver (19,387).

Winning Streak: seven games (Feb. 4-15)
Winning Margin: 42 points (Mar. 14 vs. Portland; 121-79)

Losing Streak: six games, twice (March 4-12; Jan. 12-21)
Losing Margin: 17 points (Mar. 23 at Toronto; 79-96)
17 points (Dec. 29 at Lakers, 82-99)

40+ Point Games (2): Anthony vs. Miami, Apr. 15 (42)
Anthony vs. Chicago, Apr. 8, OT (43)

Highest FG Percentage, Knicks: .600 (Jan. 31 vs. Detroit, 42-70 FGA; highest since Mar. 6, 2005 vs. Golden State, 47-76 FGA, .618)
Lowest FG Percentage, Knicks: .313 (Dec. 29 at Lakers; 21-67 FGA; lowest since Nov. 29, 2007 at Boston, 23-76 FGA, .303)

Highest FG Percentage, Opponents: .553 (Jan. 4 vs. Charlotte; 47-85 FGA)
Lowest FG Percentage, Opponents: .278 (Apr. 13 vs. Washington; 22-79 FGA; lowest vs. NYK since Nov. 3, 2003 at Orlando, 21-84 FGA, .250)

In Back-To-Back-to-Backs (1 set): Feb. 2 vs. Chicago: L, 102-105, Feb. 3 at Boston: L, 89-91, Feb. 4 vs. New Jersey: W, 99-92

Four-Point Plays (3PT FGM+FTM):
Knicks (3): Novak vs. Boston, Apr. 17 (3:12 left, second quarter, fouled by Bradley; second of career)
Novak vs. Sacramento, Feb. 15 (2:21 left, second quarter, fouled by Outlaw; first of career)
Douglas vs. Toronto, Jan. 2 (6:04 left, third quarter, fouled by Calderon; first of career)
Opponents (7): Rose, Chicago, Apr. 8 (5:04 left, fourth quarter, fouled by Shumpert)
Dunleavy, Milwaukee, Mar. 26 (1:31 left, first quarter, fouled by Anthony)
Iguodala, Philadelphia, Mar. 11 (3:50 left, third quarter, fouled by Anthony)
D. Williams, New Jersey, Feb. 20 (3:28 left, third quarter, fouled by Lin)
Brooks, New Jersey, Feb. 20 (3:02 left, second quarter, fouled by Anthony)
Nowitzki, Dallas, Feb. 19 (8:51 left, third quarter, fouled by Stoudemire)
Bryant at Lakers, Dec. 29 (2:25 left, third quarter, fouled by Balkman)
(Special mention: Allen at Boston, Feb. 3, 4:24 left, fourth quarter, 3PT FGM+Technical FTM, D'Antoni; NOT considered a four-point play under Harvey Pollack Rules)

Game-Winning, Game-Ending Buzzer-Beaters:
Knicks: none (Last: Francis at Washington, Mar. 10, 2007; W, 90-89)
Opponents: none (Last: Durant at Oklahoma City, Jan. 22, 2011, 3PT FG; L, 98-101)

Longest Shots (30+ feet):
Knicks: none
Opponents: 42 feet (M. Harris at Cleveland, Apr. 20, 10:09 left, fourth quarter)
31 feet (Miller, Denver, Jan. 21, 1:25 left, first OT)
31 feet (Bryant at Lakers, Dec. 29, 2:25 left, third quarter)

Triple-Doubles:
Knicks (1): Anthony vs. Boston, Apr. 17 (35 pts, 10 ast, 12 reb)
Opponents (1): Rondo at Boston, Mar. 4 (18 pts, 20 ast, 17 reb)

Complete Games:
Knicks (0): none (Last: Jeffries at Washington, Jan. 30, 2010; 48:00)
Opponents (0): none (Last: G. Wallace, Charlotte, Jan. 7, 2010; 48:00)

Most Consecutive FTM (Minimum 20 FTM): 20 (Lin, Mar. 17-21)

Most Points, Individual, Quarter:
22 (Anthony vs. Charlotte, Jan. 4, fourth quarter)
21 (Anthony at New Jersey, Apr. 18, first quarter)

Most Points, Individual, Half:
27 (Anthony at New Jersey, Apr. 18, first half)
Individual 20+ scoring halves (16): Anthony 13, Lin 1, Smith 2

Most FGM, Game, No Misses:
6 (Chandler at Milwaukee, Apr. 11)

Most 3PT FGM, Game, No Misses:
4 (Bibby at Detroit, Jan. 7)

Most FTM, Game, No Misses:
12 (Anthony vs. Milwaukee, Mar. 26)

Most Assists, No Turnovers:
8 (Davis vs. Cleveland, Feb. 29)

Most Double Figure Scorers: Seven
Feb. 15 vs. Sacramento (Fields 15, Novak 14, Walker 14, Shumpert 11, Stoudemire 11, Lin 10, Jeffries 10)

All Five Starters in Double-Figure Scoring: four times (Knicks 2-2)
Apr. 22 at Atlanta; W, 113-112 (Anthony 39, Stoudemire 22, Fields 18, Davis 13, Shumpert 11)
Mar. 12 at Chicago; L, 99-104 (Anthony 21, Stoudemire 20, Lin 15, Chandler 13, Fields 12)
Feb. 20 vs. New Jersey; L, 92-100 (Lin 21, Stoudemire 17, Chandler 14, Anthony 11, Fields 10)
Dec. 31 at Sacramento; W, 114-92 (Anthony 23, Chandler 22, Fields 21, Douglas 17, Harrellson 14)

Fewest Starters in Double Figure Scoring: one
Apr. 15 vs. Miami (Anthony 42; first time since Jan. 14, 2011 vs. Sacramento, Stoudemire 25)
Two, 11 times (Last: Apr. 18 at New Jersey; Anthony 33, Chandler 18)

Most 20+ Scorers: Four
Apr. 17 vs. Boston (Anthony 35, Novak 25, Smith 25, Chandler 20)

Most 30+ Scorers: one
(Last w/two: Mar. 30, 2011 vs. New Jersey; Anthony 39, Billups 33)

Most 20+ Scorers Off The Bench: two, twice
Apr. 17 vs. Boston (Novak 25, Smith 25)
Mar. 14 vs. Portland (Smith 23, Novak 20)

Most Bench Points, Individual:
25 (Smith vs. Boston, Apr. 17)
25 (Novak vs. Boston, Apr. 17)
25 (Lin vs. New Jersey, Feb. 4)
Individual 20+ scoring games off the bench (11): Lin 1, Novak 2, Shumpert 1, Smith 6, Walker 1

TEAM & INDIVIDUAL SUPERLATIVES
SEASON IN REVIEW

Most Double-Figure Rebounders: three
Jan. 21 vs. Denver, 2OT (Stoudemire 11, Anthony 10, Chandler 10)
Two, 14 times (Last: Apr. 22 at Atlanta; Stoudemire 12, Anthony 10)

Most Double-Figure Assist Players: one
(Last w/two: Dec. 2, 2002 vs. Cleveland; Sprewell 11, Eisley 10)
Individual 10+ assist games (11): Anthony 1, Bibby 1, Davis 2, Lin 7

Fewest Players Used: Eight, five times (Knicks 4-1)
Last: Feb. 19 vs. Dallas (W, 104-97)

Fewest Players Dressed: 10
Last: Apr. 26 at Charlotte (W, 104-84)

All 13 Eligible Players Used (transition rule extended for entire 2011-12 season and Playoffs): six times (Knicks 5-1)
Mar. 24 vs. Detroit (W, 101-79)
Mar. 16 vs. Indiana (W, 115-100)
Mar. 14 vs. Portland (W, 121-79)
Jan. 24 at Charlotte (W, 111-78; all 13 players scored at least one point)
Jan. 14 at Oklahoma City (L, 92-104)
Jan. 7 at Detroit (W, 103-80)

Games decided in final 10 seconds of regulation or overtime: three (Knicks 3-0)
Apr. 8 vs. Chicago (W, 100-99, OT; Anthony 3PT FG, :08.2 left in OT)
Feb. 14 at Toronto (W, 90-87; Lin 3PT FG, :00.5 left)*
Feb. 11 at Minnesota (W, 100-98; Lin 1-2 FTA, :04.9 left)*
*-consecutive games

Wire-To-Wire Victories (never trailed): four (most since four in 2003-04)
Apr. 18 at New Jersey (W, 104-95)
Apr. 13 vs. Washington (W, 103-65)
Mar. 16 vs. Indiana (W, 115-100)
Jan. 31 vs. Detroit (W, 113-86)

Wire-To-Wire Losses (never led): three (four in 2010-11)
Mar. 23 at Toronto (L, 79-96)
Feb. 17 vs. New Orleans (L, 85-89)
Jan. 12 at Memphis (L, 83-94)

Biggest Lead (30+ points, seven games):
43 (Apr. 13 vs. WAS. Led, 103-60 with 1:49 left in 4th quarter. Won, 103-65)
42 (Mar. 14 vs. POR. Led, 121-79 at end of game. Won, 121-79)
39 (Mar. 28 vs. ORL. Led, 90-51 with 1:52 left in 3rd quarter. Won, 108-86)
33 (Jan. 24 at CHB. Led, 111-78 at end of game. Won, 111-78)
32 (Mar. 16 vs. IND. Led, 102-70 with 6:56 left in 4th quarter. Won, 115-100)
30 (Feb. 22 vs. ATL. Led, 67-37 with 10:01 left in 3rd quarter. Won, 99-82)
30 (Jan. 7 at DET. Led, 87-57 with 11:47 left in 4th quarter. Won, 103-80)

Biggest Deficit (30+ points, one game):
31 (Jan. 14 at OCT. Trailed, 59-90 with 2:11 left in 3rd quarter. Lost, 92-104)
25 (Jan. 12 at MEM. Trailed, 54-79 with 8:58 left in 4th quarter. Lost, 83-94)
24 (Mar. 7 at SAS. Trailed, 77-101 with 10:04 left in 4th quarter. L, 105-118)
22 (Mar. 23 at TOR. Trailed, 68-90 with 2:34 left in 4th quarter. Lost, 79-96)
22 (Dec. 29 at LAL, Trailed, 75-97 with 3:21 left in 4th quarter. Lost, 82-99)
21 (Mar. 11 vs. PHI. Trailed, 77-98 with 8:55 left in 4th quarter. Lost, 94-106)
21 (Jan. 28 at HOU. Trailed, 73-94 with 3:03 left in 4th quarter. Lost, 84-97)

Double-Figure Deficits in Victory: 9 times (most since 13 times in 2009-10)
17 (Feb. 29 vs. CLE. Trailed, 44-61 with 1:55 left in 2nd quarter. Won, 120-103)
17 (Feb. 14 at TOR. Trailed, 30-47 with 2:35 left in 2nd quarter. Won, 90-87)
16 (Jan. 6 at WAS. Trailed, 24-40 with 7:50 left in 2nd quarter. Won, 99-96)
12 (Feb. 19 vs. DAL. Trailed, 58-70 with 4:17 left in 3rd quarter. Won, 104-97)
12 (Feb. 4 vs. NJN. Trailed, 20-32 with 11:42 left in 2nd quarter. Won, 99-92)
11 (Feb. 11 at MIN. Trailed, 11-22 with 6:39 left in 1st quarter. Won, 100-98)
10 (Apr. 8 vs. CHI. Trailed, 81-91 with 3:45 left in 4th quarter. Won, 100-99, OT)
10 (Jan. 9 vs. CHB. Trailed, 0-10 with 9:51 left in 1st quarter. Won, 91-87)
10 (Dec. 25 vs. BOS. Trailed, 79-89 with 11:42 left in 4th quarter. Won, 106-104)

Double-Figure Leads in Loss: six times (seven times in 2010-11)
17 (Apr. 3 at IND. Led, 87-70 with :54.8 left in 3rd quarter. Lost, 104-112)
12 (Mar. 4 at BOS. Led, 52-40 with 3:33 left in 2nd quarter. Lost, 111-115, OT)
12 (Feb. 3 at BOS. Led, 67-55 with 7:15 left in 3rd quarter. Lost, 89-91)
12 (Jan. 21 vs. DEN. Led, 42-30 with 7:00 left in 2nd quarter. Lost, 114-119, 2OT)
11 (Mar. 9 at MIL. Led, 24-13 with 6:00 left in 1st quarter. Lost, 114-119)
10 (Feb. 20 vs. NJN. Led, 13-3 with 7:07 left in 1st quarter. Lost, 92-100)

Wearing "Hardwood Classics" or "Alternate" uniforms: 2-1
Mar. 17 at Indiana (W, 102-88; wore green St. Patrick's Day uniforms)
Mar. 14 vs. Portland (W, 121-79; wore white "Nueva York" uniforms for NBA Noche Latina 2012)
Mar. 12 at Chicago (L, 99-104; wore white "Nueva York" uniforms for NBA Noche Latina 2012)

Wearing Home White Uniforms On The Road: 0-3
Mar. 12 at Chicago (L, 99-104; wore white "Nueva York" uniforms, Bulls wore red "Los Bulls" uniforms for NBA Noche Latina 2012)
Feb. 23 at Miami (L, 88-102; Heat wore "Back in Black" alternates)
Jan 25 at Cleveland (L, 81-91. Cavs wore alternate dark blue with wine and gold trim)

Wearing Green Uniforms: 1-0 Mar. 17 at Indiana (W, 102-88))
Most Consecutive Points: 21 - vs. Orlando, Mar. 28 (over 5:47 span, third quarter; three shy of recorded club record 24 vs. Indiana, Nov. 15, 2003)
Most Consecutive Points, Opponents: 15 - Orlando, Mar. 28 (over 2:59 span, third-fourth quarters)
Most Consecutive Points, Start of Game: 9 - vs. Chicago, Apr. 8 & 9 - at Philadelphia, Mar. 21
Most Consecutive Points, Opponents, Start of Game: 10 - Charlotte, Jan. 9
Eastern Conference Player Of The Week/Month:
Jeremy Lin (Eastern Conference Player of the Week, period ending Feb. 12)
Carmelo Anthony (Eastern Conference Player of the Month for April)

Ejections (2):
J.R. Smith at Indiana, Apr. 3 (FF2, :10.7 left, fourth quarter, Joe Crawford)
Carmelo Anthony vs. Milwaukee, Jan. 20 (two technical fouls, Dan Crawford)

Technical Fouls, Individual (46, plus one rescinded): Anthony 11, Chandler 11 (plus one rescinded), Davis 1, Douglas 1, Shumpert 3, Smith 3, Stoudemire 9, coach Mike D'Antoni 4, coach Mike Woodson 2, Assistant Coach Jim Todd 1

Flagrant Fouls (5, plus three downgraded):
Davis, Apr. 22 at ATL (FF1, 10:01 left, 1st quarter)
Chandler, Apr. 15 vs. MIA (FF1, 2:05 left, 3rd quarter; later downgraded to PF)
Smith, Apr. 3 at IND (FF2, :10.7 left, 4th quarter; later downgraded to a FF1)
Shumpert, Apr. 3 at IND (FF1, 5:26 left, 3rd quarter)
Anthony, Mar. 16 vs. IND (FF1, 4:06 left, 1st quarter)
Jeffries, Jan. 24 at CHB (FF1, 2:58 left, 2nd quarter; later downgraded to PF)
Chandler, Jan. 18 vs. PHO (FF1, 2:04 left, 2nd quarter)
Bibby, Dec. 31 at SAC (FF1, 10:40 left, 4th quarter; later downgraded to PF)

Dec. 19, 2011 through Oct. 3, 2012

Training Camp Roster (14): 7-Carmelo Anthony; 32-Renaldo Balkman; 20-Mike Bibby; 6-Tyson Chandler; 23-Toney Douglas; 2-Landry Fields; 13-Devin Green; 55-Josh Harrellson; 14-Chris Hunter; 9-Jared Jeffries; 44-Jerome Jordan, 21-Iman Shumpert; 1-Amar'e Stoudemire (captain); 5-Bill Walker

Dec. 19	Baron Davis, G	Signed as a free agent
Dec. 21	Steve Novak, F	Claimed off waivers
Dec. 22	Devin Green, G/F Chris Hunter, F/C	Waived

Opening Night Roster (14): 7-Carmelo Anthony (co-captain); 32-Renaldo Balkman; 20-Mike Bibby; 6-Tyson Chandler; 85-Baron Davis; 23-Toney Douglas; 2-Landry Fields; 55-Josh Harrellson; 9-Jared Jeffries; 44-Jerome Jordan, 16-Steve Novak; 21-Iman Shumpert; 1-Amar'e Stoudemire (co-captain); 5-Bill Walker

Dec. 27	Jeremy Lin, G	Claimed off waivers
Jan. 17	Jerome Jordan, C Jeremy Lin, G	Assigned to Erie of NBA D-League
Jan. 23	Jerome Jordan, C Jeremy Lin, G	Recalled from Erie of NBA D-League
Feb. 17	J.R. Smith, G Renaldo Balkman, F	Signed as a free agent Waived
Mar. 2	Jerome Jordan, C	Assigned to Erie of NBA D-League
Mar. 8	Jerome Jordan, C	Recalled from Erie of NBA D-League
Mar. 14	Mike D'Antoni Dan D'Antoni Phil Weber	Mutually decided that they will no longer be head coach and assistant coaches, respectively
	Mike Woodson	Named interim head coach
Mar. 17	Jim Todd Darrell Walker	Named assistant coaches
Apr. 10	Jerome Jordan, C	Assigned to Erie of NBA D-League
Apr. 20	Bill Walker, G/F Dan Gadzuric. C	Waived Signed as a free agent
Apr. 24	Glen Grunwald	Named executive vice president & general manager

Post-Season Roster (15): 7-Carmelo Anthony (co-captain); 20-Mike Bibby; 6-Tyson Chandler; 85-Baron Davis; 23-Toney Douglas; 2-Landry Fields; 50-Dan Gadzuric; 55-Josh Harrellson; 9-Jared Jeffries; 44-Jerome Jordan, 17-Jeremy Lin; 16-Steve Novak; 21-Iman Shumpert; 8-J.R. Smith; 1-Amar'e Stoudemire (co-captain)

May 25	Mike Woodson	Signed to multi-year contract extension as head coach
Jul. 1	Mike Bibby, G Baron Davis, G Landry Fields, F/G Jared Jeffries, F/C Jeremy Lin, G Steve Novak, F/G J.R. Smith, F	Became free agents
Jul. 11	Marcus Camby, C	Acquired from Houston via sign-and-trade for Toney Douglas, G, Josh Harrellson, C, Jerome Jordan, C, and two future second-round draft choices
	J.R. Smith, G	Re-signed as a free agent
	James White, G/F	Signed as a free agent
Jul. 12	Jason Kidd, G	Signed as a free agent
	Steve Novak, F	Re-signed as a free agent
Jul. 15	Landry Fields, G/F	Club elected not to match offer sheet tendered by Toronto
Jul. 16	Raymond Felton, G Kurt Thomas, F/C	Acquired from Portland via sign-and-trade for Jared Jeffries, F, (sign-and-trade), Dan Gadzuric, C, draft rights to Kostas Papanikolaou and Giorgos Printezis, and a protected future second-round draft choice.
	Chris Copeland, F	Signed as a free agent
Jul. 17	Jeremy Lin, G	Club elected not to match offer sheet tendered by Houston
Jul. 24	Pablo Prigioni, G	Signed as a free agent
Aug. 1	Chris Smith, G	Signed as a free agent
Aug. 28	Kenny Atkinson	Departed to be assistant coach with Atlanta
Sep. 11	Oscar Bellfield, G John Shurna, F Henry Sims, C Mychel Thompson, F	Signed as free agents

Training Camp Roster (19): 7-Carmelo Anthony; 0-Oscar Bellfield; 11-Ronnie Brewer; 23-Marcus Camby; 6-Tyson Chandler; 14-Chris Copeland; 2-Raymond Felton; 5-Jason Kidd; 16-Steve Novak; 9-Pablo Prigioni; 21-Iman Shumpert; 30-John Shurna; 25-Henry Sims; 3-Chris Smith; 8-J.R. Smith; 1-Amar'e Stoudemire; 20-Mychel Thompson; 40-Kurt Thomas; 36-Rasheed Wallace; 4-James White

Oct. 3	Rasheed Wallace, F	Signed as free agent

Rebecca Taylor, MSG Photos

MEDIA
SINGLE GAME 2011-2012
Wizards vs. Knicks
1/6/12
NO AUTOGRAPHS ALLOWED • NON-TRANSFERABLE
1401
2011-12 NBA SEASON
SINGLE GAME
MEDIA
DETROIT PISTONS
NEW YORK KNICKS
Home Game 5 vs. New York
1/7/12 - 7:30 p.m.
MEDIA
SINGLE GAME 2011-2012
New York Knicks
Wizards vs. Knicks
2/8/12
NO AUTOGRAPHS ALLOWED • NON-TRANSFERABLE
2011-12
MEDIA
SINGLE GAM
DATE 2/11 VS. New York Knicks
7536
MEDI
SINGLE GAME
vs. New York Knick
February 14, 2012
ACCESS: COURTSIDE, ME
LOCKER ROOMS, GONDOLA &
USER NAME:
PASSWORD
2011-12
SINGLE GAME CREDEN
Pacers
19
OFFICIAL
vs. Knicks
April 26, 2012
Game #33
1968
OFFICIAL
NEW JERSEY
35
GAME #32
NEW YORK
04/18/12
Bobcats vs. Kn
January 24, 20
Game #
MEDIA
SINGLE GAM
PASS
2011-1
New York Knicks
April 5, 2012
vs. New York
MILWAUKEE
BUCKS
2011-2012
New York Knicks
April 11 vs. New York
LOCKERS
ATLANTA HAWKS
NY KNICKS
Hawks vs. Knicks
4/22/12
'11-'12 | SINGLE GAME
MEDIA
• PHILIPS ARENA ACCESS
• PRESS ROOM & PRESS ROW
ACCESS
Kings
3
Game #
2011-12 SIN
MEDIA CR
SingleGameCredential
OFFICIAL
11-12Philadelphia76ers
NAME
New York Knicks
AFFILIATION
26 – New York Knicks
GAME NUMBER • OPPONENT
SPALDING

NBA

NATIONAL BASKETBALL ASSOCIATION

NBA

New York
Olympic Tower
645 Fifth Avenue
New York, NY 10022
Telephone: (212) 407-8000
Fax: (212) 832-3861

New Jersey
100 Plaza Drive
Secaucus, NJ 07094
Telephone: (201) 865-1500
Fax: (201) 974-5973

NBA CITY
6068 Universal Boulevard
Orlando, FL 32819
Telephone: (407) 363-5919
Fax: (407) 370-3178

INTERNATIONAL OFFICES

EUROPE
Headquarters - NBA EMEA
125 Kensington High Street
London, W8 5SF, UK
Tel: 011-44-20-7795-8921
Fax: 011-44-20-7795-8901

Italy
Via Dogana 3
20123, Milano, Italy
Tel: 011-39-02-8648-9361
Fax: 011-39-02-809-250

Spain
pq. Empresarial 'La Finca'
Edif. 15A, 28223
Pozuelo de Alarcon
Madrid, Spain
Telephone: 011-34-911-115-800
Fax: 011-34-917-995-182

Turkey
Tarakci Caddesi
Bele Gerden Stesi No8
Zekeriyaka Sariyer
Istanbul, Turkey
Tel: 011-90-530-772-7975

AFRICA
Nelson Mandela Square,
2nd Floor
West Tower
Maude Street, Sandton
Johannesburg, South Africa
Tel: 011-27-11-881-5980
Fax: 011-27-0-867-26-6351

India
Parinee Crescenzo
1st Floor, C38 & C39
BCK, Mumbai 51
Tel: 011-91-22-330-40608

Mexico
Av. Santa Fe #94 A Tower
Eighth Floor
Col. Zedec Santa Fe.
Mexico City, Mexico 01210
Tel: 011-52-55-88511146

Canada
50 Bay Street, Suite 1402
Toronto, Ontario
Canada M5J 3A5
Telephone: 416-364-2030
Fax: (416) 364-0205

ASIA/PACIFIC
Hong Kong
3101, The Lee Gardens
33 Hysan Avenue
Causeway Bay, Hong Kong
Tel: 011-852-2843-9600
Fax: 011-852-2536-4808

Taiwan
Suite 1303, No. 88, Section 2,
Chung Hsiao East Road
Taipei, Taiwan ROC
Tel: 011-886-2-2358-1900
Fax: 011-886-2-2358-1098

Korea
41F Gangnam Finance Center
737 Yeoksam-dong,
Gangnam-gu
Seoul Korea 135-984
Tel: 011-822-2008-4617
Fax: 011-822-2008-4618

China-Beijing
19th Floor, Office Tower 2,
China Central Place,
No. 79 Jianguo Road,
Chaoyang District,
Beijing 100025, China
Tel: 011-86-10-5200-8200
Fax: 011 -86-10-5200-8202

China-Shanghai
Unit 2703-08, 27/F,
Tower, 2, Plaza 66
1366 Nanjing West Road
Shanghai 200040, China
Tel: 011-86-21-6137-2200
Fax: 011-86-21-6288-9920

NBA Developmental League • 645 Fifth Avenue, 18th Floor • New York, NY 10022

Austin Toros
12885 N. Highway 183, Suite 207;
Austin, TX 78750
Tel: (512) 236-8333; Fax: (512) 236-8444
Arena: Cedar Park Center
Media Relations Contact: Perri Travillion (ptravillion@austintoros.com)
NBA Affiliation: San Antonio

Bakersfield Jam
1400 Norris Road; Bakersfield, CA 93308
Tel: (661) 615-6550; Fax: (661) 615-6555
Arena: Dignity Health Events Center
Media Relations Contact: William Aquije (william@bakersfieldjam.com)
NBA Affiliations: Atlanta, Los Angeles Clippers, Phoenix, Toronto

Canton Charge
1101 Market Avenue North; Canton, OH 44702
Tel: (330) 489-1701; Fax: (330) 489-1703
Arena: Canton Memorial Civic Center
Media Relations Contact: Sean Wyatt (swyatt@cantoncharge.com)
NBA Affiliation: Cleveland

Erie BayHawks
110 East Eighth Street; Erie, PA 16501
Tel: (814) 790-5600; Fax: (814) 790-5608
Arena: Tullio Arena
Media Relations Contact: Matt Bresee (matt.bresee@nbaerie.com)
NBA Affiliation: New York

Fort Wayne Mad Ants
1910 St. Joe Center Road, Suite 61;
Fort Wayne, IN 46825
Tel: (260) 469-4667; Fax: (260) 469-4674
Arena: Allen County War Memorial Coliseum
Media Relations Contact: Audrey Siebrase (audrey@fortwaynehoops.com)
NBA Affiliations: Charlotte, Detroit, Indiana, Milwaukee

Idaho Stampede
233 South Capitol Boulevard, Suite 100;
Boise, ID 83702
Tel: (208) 388-4667; Fax: (208) 388-3845
Arena: CenturyLink Arena
Media Relations Contact: Travis Tate (travis@idahostampede.com)
NBA Affiliations: Portland

Iowa Energy
730 3rd Street; Des Moines, Iowa 50309
Tel: (515) 564-8550; Fax: (515) 564-8551
Arena: Wells Fargo Arena
Media Relations Contacts: Randi Burrell (rburrell@iowanba.com)
NBA Affiliations: Chicago, Denver, New Orleans, Washington

Los Angeles D-Fenders
555 North Nash Street; El Segundo, CA 90245
Tel: (310) 426-6000; Fax: (310) 426-6031
Arena: Toyota Sports Center
Media Relations Contacts: Daniel Ramirez (dramirez@d-fenders.com)
NBA Affiliation: Los Angeles Lakers

Maine Red Claws
413 Congress Street; Portland, ME 04101
Tel: 207-210-6655; Fax: 207-210-6659
Arena: Portland Exposition Building
Media Relations Contact: Jana Spaulding (jspaulding@maineredclaws.com)
NBA Affiliations: Boston

Reno Bighorns
9393 Gateway Drive, Suite BH; Reno, NV 89511
Tel: (775) 284-2622; Fax: (775) 853-1601
Arena: Reno Events Center
Media Relations Contact: Allison Beck (abeck@renobighorns.com)
NBA Affiliations: Memphis, Sacramento, Utah

Rio Grande Valley Vipers
4500 North 10th Street, Suite 315;
McAllen, TX 78504
Tel: (956) 972-1144; Fax: (956) 972-1150
Arena: State Farm Arena
Media Relations Contact: Rebecca Sweat (rsweat@rgvipers.com)
NBA Affiliation: Houston

Santa Cruz Warriors
903 Pacific Avenue, Suite 101;
Santa Cruz, CA 95060
Tel: (831) 466-3200; Fax: 831-466-3201
Arena: Kaiser Permanente Arena
Media Relations Contact: Matt De Nasnera (mdenasnera@santacruzbasketball.com)
NBA Affiliations: Golden State

Sioux Falls Skyforce
2131 South Minnesota Ave;
Sioux Falls, SD 57105
Tel: (605) 332-0605; Fax: (605) 332-2305
Arena: Sioux Falls Arena
Media Relations Contact: Brett Hansen (brett@skyforceonline.com)
NBA Affiliations: Miami, Minnesota, Orlando, Philadelphia

Springfield Armor
One Monarch Place, Suite 220;
Springfield, MA 01144
Tel: (413) 746-3263; Fax: (413) 746-3262
Arena: MassMutual Center
Media Relations Contact: Eli Pearlstein (epearlstein@armorhoops.com)
NBA Affiliation: New Jersey

Texas Legends
2601 Avenue of the Stars, Suite 300;
Frisco, TX 75215
Tel: (214) 469-0822; Fax: (214) 469-0823
Arena: Dr. Pepper Arena
Media Relations Contact: Kyle Judkins (kjudkins@texlegends.com)
NBA Affiliation: Dallas

Tulsa 66ers
10425 South 82nd East Avenue, Suite 105,
Tulsa, OK 74133
Tel: (918) 585-8444; Fax: (918) 398-6930
Arena: SpiritBank Event Center
Media Relations Contact: Ben Coldagelli (bcoldagelli@tulsa66ers.com)
NBA Affiliation: Oklahoma City

2011-12 FINAL NBA STANDINGS

NBA

Atlantic Division

Team	W	L	Pct	GB	Home	Road
Boston	39	27	.591	-	24-9	15-18
New York	**36**	**30**	**.545**	**3**	**22-11**	**14-19**
Philadelphia	35	31	.530	4	19-14	16-17
New Jersey	23	43	.348	16	13-20	10-23
Toronto	22	44	.333	17	9-24	13-20

Central Division

Team	W	L	Pct	GB	Home	Road
Chicago	50	16	.758	-	26-7	24-9
Indiana	42	24	.636	8	23-10	19-14
Milwaukee	31	35	.470	19	17-16	14-19
Detroit	25	41	.379	25	18-15	7-26
Cleveland	21	45	.318	29	11-22	10-23

Southeast Division

Team	W	L	Pct	GB	Home	Road
Miami	46	20	.697	-	28-5	18-15
Atlanta	40	26	.606	6	23-10	17-16
Orlando	37	29	.561	9	21-12	16-17
Washington	20	46	.303	26	11-22	9-24
Charlotte	7	59	.106	39	4-29	3-30

Southwest Division

Team	W	L	Pct	GB	Home	Road
San Antonio	50	16	.758	-	28-5	22-11
Memphis	41	25	.621	9	26-7	15-18
Dallas	36	30	.545	14	23-10	13-20
Houston	34	32	.515	16	22-11	12-21
New Orleans	21	45	.318	29	11-22	10-23

Northwest Division

Team	W	L	Pct	GB	Home	Road
Oklahoma City	47	19	.712	-	26-7	21-12
Denver	38	28	.576	9	20-13	18-15
Utah	36	30	.545	11	25-8	11-22
Portland	28	38	.424	19	20-13	8-25
Minnesota	26	40	.394	21	13-20	13-20

Pacific Division

Team	W	L	Pct	GB	Home	Road
L.A. Lakers	41	24	.621	-	26-7	15-18
L.A. Clippers	40	26	.606	1	24-9	16-17
Phoenix	33	33	.500	8	19-14	14-19
Golden State	23	43	.348	18	12-21	11-22
Sacramento	22	44	.333	19	16-17	6-27

NBA OFFICIALS

6 ..... Tony Brown
7 ..... Kevin Fehr
8 ..... Marc Davis
9 ..... Derrick Stafford
10 ..... Ron Garretson
11 ..... Derrick Collins
12 ..... Violet Palmer
13 ..... Monty McCutchen
14 ..... Ed Malloy
15 ..... Bennett Salvatore
16 ..... David Guthrie
17 ..... Joe Crawford
18 ..... Matt Boland
19 ..... James Capers
20 ..... Leroy Richardson
22 ..... Bill Spooner
23 ..... Jason Phillips
24 ..... Mike Callahan
25 ..... Tony Brothers
26 ..... Pat Fraher
27 ..... Dick Bavetta
28 ..... Zach Zarba
29 ..... Mark Lindsay
30 ..... John Goble
31 ..... Scott Wall
32 ..... Eddie F. Rush
33 ..... Sean Corbin
34 ..... Kevin Cutler
35 ..... Kane Fitzgerald
36 ..... David Jones
38 ..... Michael Smith
40 ..... Leon Wood
41 ..... Ken Mauer
42 ..... Eric Lewis
43 ..... Dan Crawford
44 ..... Eli Roe
45 ..... Brian Forte
47 ..... Bennie Adams
48 ..... Scott Foster
49 ..... Tom Washington
50 ..... Olandis Poole
52 ..... Scott Twardoski
54 ..... Nick Buchert
55 ..... Bill Kennedy
56 ..... Mark Ayotte
57 ..... Greg Willard
58 ..... Josh Tiven
59 ..... Gary Zielinski
60 ..... James Williams
61 ..... Courtney Kirkland
63 ..... Derek Richardson
65 ..... Sean Wright
66 ..... Haywoode Workman
68 ..... Marat Kogut
70 ..... Brent Barnaky
71 ..... Rodney Mott
72 ..... JT Orr
73 ..... Tre Maddox
74 ..... Curtis Blair
75 ..... Eric Dalen
77 ..... Karl Lane
79 ..... Kevin Scott

2012 NBA PLAYOFFS

NBA

Eastern Conference Quarterfinals

Chicago vs. Philadelphia
(Philadelphia wins 4-2)

Saturday, Apr. 28 ..... PHI 91 at CHI 103
Tuesday, May 1 ..... PHI 109 at CHI 92
Friday, May 4 ..... CHI 74 at PHI 79
Sunday, May 6 ..... CHI 82 at PHI 89
Tuesday, May 8 ..... PHI 69 at CHI 77
Thursday, May 10 ..... CHI 78 at PHI 79

Miami vs. New York
(Miami wins 4-1)

Sunday, Apr. 29 ..... NYK 67 at MIA 100
Wednesday, May 2 ..... NYK 94 at MIA 104
Saturday, May 5 ..... MIA 87 at NYK 70
Monday, May 7 ..... MIA 87 at NYK 89
Wednesday, May 9 ..... NYK 94 at MIA 106

Indiana vs. Orlando
(Indiana wins 4-1)

Saturday, Apr. 28 ..... ORL 81 at IND 77
Monday, Apr. 30 ..... ORL 78 at IND 93
Wednesday, May 2 ..... IND 97 at ORL 74
Saturday, May 5 ..... IND 101 at ORL 99 (OT)
Tuesday, May 8 ..... ORL 87 at IND 105

Boston vs. Atlanta
(Boston wins 4-2)

Sunday, Apr. 29 ..... BOS 74 at ATL 83
Tuesday, May 1 ..... BOS 87 at ATL 80
Friday, May 4 ..... ATL 84 at BOS 90
Sunday, May 6 ..... ATL 79 at BOS 101
Tuesday, May 8 ..... BOS 86 at ATL 87
Thursday, May 10 ..... ATL 80 at BOS 83

Western Conference Quarterfinals

San Antonio vs. Utah
(San Antonio wins 4-0)

Sunday, Apr. 29 ..... UTA 91 at SAS 106
Wednesday, May 2 ..... UTA 83 at SAS 114
Saturday, May 5 ..... SAS 102 at UTA 90
Monday, May 7 ..... SAS 87 at UTA 81

Oklahoma City vs. Dallas
(Oklahoma City wins 4-0)

Saturday, Apr. 28 ..... DAL 98 at OCT 99
Monday, Apr. 30 ..... DAL 99 at OCT 102
Thursday, May 3 ..... OCT 95 at DAL 79
Saturday, May 5 ..... OCT 103 at DAL 97

L.A. Lakers vs. Denver
(L.A. Lakers win 4-3)

Sunday, Apr. 29 ..... DEN 88 at LAL 103
Tuesday, May 1 ..... DEN 100 at LAL 104
Friday, May 4 ..... LAL 84 at DEN 99
Sunday, May 6 ..... LAL 92 at DEN 88
Tuesday, May 8 ..... DEN 102 at LAL 99
Thursday, May 10 ..... LAL 96 at DEN 113
Saturday, May 12 ..... DEN 87 at LAL 96

Memphis vs. L.A. Clippers
(L.A. Clippers win 4-3)

Sunday, Apr. 29 ..... LAC 99 at MEM 98
Wednesday, May 2 ..... LAC 98 at MEM 105
Saturday, May 5 ..... MEM 86 at LAC 87
Monday, May 7 ..... MEM 97 at LAC 101 (OT)
Wednesday, May 9 ..... LAC 80 at MEM 92
Friday, May 11 ..... MEM 90 at LAC 88
Sunday, May 13 ..... LAC 82 at MEM 72

Eastern Conference Semifinals

Miami vs. Indiana
(Miami wins 4-2)

Sunday, May 13 ..... IND 86 at MIA 95
Tuesday, May 15 ..... IND 78 at MIA 75
Thursday, May 17 ..... MIA 75 at IND 94
Sunday, May 20 ..... MIA 101 at IND 93
Tuesday, May 22 ..... IND 83 at MIA 115
Thursday, May 24 ..... MIA 105 at IND 93

Boston vs. Philadelphia
(Boston wins 4-3)

Saturday, May 12 ..... PHI 91 at BOS 92
Monday, May 14 ..... PHI 82 at BOS 81
Wednesday, May 16 ..... BOS 107 at PHI 91
Friday, May 18 ..... BOS 83 at PHI 92
Monday, May 21 ..... PHI 85 at BOS 101
Wednesday, May 23 ..... BOS 75 at PHI 82
Saturday, May 26 ..... PHI 75 at BOS 85

Western Conference Semifinals

San Antonio vs. L.A. Clippers
San Antonio wins 4-0)

Tuesday, May 15 ..... LAC 91 at SAS 108
Thursday, May 17 ..... LAC 88 at SAS 105
Saturday, May 19 ..... SAS 96 at LAC 86
Sunday, May 20 ..... SAS 102 at LAC 99

Oklahoma City vs. L.A. Lakers
(Oklahoma City wins 4-1)

Monday, May 14 ..... LAL 90 at OCT 119
Wednesday, May 16 ..... LAL 75 at OCT 77
Friday, May 18 ..... OCT 96 at LAL 99
Saturday, May 19 ..... OCT 103 at LAL 100
Monday, May 21 ..... LAL 90 at OCT 106

Eastern Conference Finals

Miami vs. Boston
(Miami wins 4-3)

Monday, May 28 ..... BOS 79 at MIA 93
Wednesday, May 30 ..... BOS 111 at MIA 115 (OT)
Friday, Jun. 1 ..... MIA 91 at BOS 101
Sunday, Jun. 3 ..... MIA 91 at BOS 93
Tuesday, Jun. 5 ..... BOS 94 at MIA 90
Thursday, Jun. 7 ..... MIA 98 at BOS 79
Saturday, Jun. 9 ..... BOS 88 at MIA 101

Western Conference Finals

San Antonio vs. Oklahoma City
(Oklahoma City wins 4-2)

Sunday, May 27 ..... OCT 98 at SAS 101
Tuesday, May 29 ..... OCT 111 at SAS 120
Thursday, May 31 ..... SAS 82 at OCT 102
Saturday, Jun. 2 ..... SAS 103 at OCT 109
Monday, Jun. 4 ..... OCT 108 at SAS 103
Wednesday, Jun. 6 ..... SAS 99 at OCT 107

NBA Finals

Oklahoma City vs. Miami
(Miami wins 4-1)

Tuesday, Jun. 12 ..... MIA 94 at OCT 105
Thursday, Jun. 14 ..... MIA 100 at OCT 96
Sunday, Jun. 17 ..... OCT 85 at MIA 91
Tuesday, Jun. 19 ..... OCT 98 at MIA 104
Thursday, Jun. 21 ..... OCT 106 at MIA 121

2011-12 AWARD WINNERS

NBA

NBA Most Valuable Player ..... LeBron James, Miami Heat
NBA Coach of the Year ..... Gregg Popovich, San Antonio Spurs
NBA T-Mobile Rookie of the Year ..... Kyrie Irving, Cleveland Cavaliers
NBA Most Improved Player ..... Ryan Anderson, Orlando Magic
NBA Executive of the Year ..... Larry Bird, Indiana Pacers
NBA J. Walter Kennedy Citizenship Award ..... Pau Gasol, Los Angeles Lakers
NBA Sportsmanship Award ..... Jason Kidd, Dallas Mavericks
NBA Defensive Player of the Year ..... **Tyson Chandler, New York Knicks**
NBA Sixth Man Award ..... James Harden, Oklahoma City Thunder
Bill Russell NBA Finals MVP ..... LeBron James, Miami Heat
NBA All-Star MVP ..... Kevin Durant, Oklahoma City Thunder

All-NBA Teams

First Team	Second Team	Third Team
F LeBron James, Miami Heat	Kevin Love, Minnesota Timberwolves	**Carmelo Anthony, New York Knicks**
F Kevin Durant, Oklahoma City Thunder	Blake Griffin, Los Angeles Clippers	Dirk Nowitzki, Dallas Mavericks
C Dwight Howard, Orlando Magic	Andrew Bynum, Los Angeles Lakers	**Tyson Chandler, New York Knicks**
G Kobe Bryant, Los Angeles Lakers	Tony Parker, San Antonio Spurs	Dwyane Wade, Miami Heat
G Chris Paul, Los Angeles Clippers	Russell Westbrook, Oklahoma City Thunder	Rajon Rondo, Boston Celtics

T-Mobile All-Rookie Teams

First Team	Second Team
Kyrie Irving ..... Cleveland Cavaliers	Chandler Parsons ..... Houston Rockets
Ricky Rubio ..... Minnesota Timberwolves	Isaiah Thomas ..... Sacramento Kings
Kenneth Faried ..... Denver Nuggets	MarShon Brooks ..... New Jersey Nets
Klay Thompson ..... Golden State Warriors	Derrick Williams ..... Minnesota Timberwolves
Iman Shumpert ..... **New York Knicks**	Tristan Thompson ..... Cleveland Cavaliers
Kawhi Leonard ..... San Antonio Spurs	
Brandon Knight ..... Detroit Pistons	

NBA All-Defensive Team

First Team	Second Team
LeBron James ..... Miami Heat	Kevin Garnett ..... Boston Celtics
Serge Ibaka ..... Oklahoma City Thunder	Luol Deng ..... Chicago Bulls
Dwight Howard ..... Orlando Magic	**Tyson Chandler** ..... **New York Knicks**
Chris Paul ..... Los Angeles Clippers	Rajon Rondo ..... Boston Celtics
Tony Allen ..... Memphis Grizzlies	Kobe Bryant ..... Los Angeles Lakers

Coaches of the Month

December/January ..... Tom Thibodeau, Chicago Bulls (East)
Scott Brooks, Oklahoma City Thunder (West)

February ..... Erik Spoelstra, Miami Heat (East)
Gregg Popovich, San Antonio Spurs (West)

March ..... Tom Thibodeau, Chicago Bulls (East)
Gregg Popovich, San Antonio (West)

April ..... Frank Vogel, Indiana Pacers (East)
Lionel Hollins, Memphis Grizzlies (West)

Players of the Month

December/January ..... LeBron James, Miami Heat (East)
Kobe Bryant, Los Angeles Lakers (West)

February ..... LeBron James, Miami Heat (East)
Kevin Durant, Oklahoma City Thunder (West)

March ..... Paul Pierce, Boston Celtics (East)
Kevin Durant, Oklahoma City Thunder (West)

April ..... **Carmelo Anthony, New York Knicks (East)**
Chris Paul, Los Angeles Clippers (West)

2011-12 NBA INDIVIDUAL LEADERS

NBA

Scoring

	G	FG	FT	Pts	Avg
1. Durant, OCT	66	643	431	1850	28.0
2. Bryant, LAL	58	574	381	1616	27.9
3. James, MIA	62	621	387	1683	27.1
4. Love, MIN	55	474	379	1432	26.0
5. Westbrook, OCT	66	578	340	1558	23.6
6. Anthony, NYK	**55**	**441**	**295**	**1245**	**22.6**
7. Aldridge, POR	55	483	223	1191	21.7
8. Nowitzki, DAL	62	473	318	1342	21.6
9. D. Williams, NJN	55	391	257	1154	21.0
10. Griffin, LAC	66	561	244	1368	20.7

Field Goal Percentage

	FG	FGA	Pct.
1. Chandler, NYK	**241**	**355**	**.679**
2. Howard, ORL	416	726	.573
3. Pekovic, MIN	256	454	.564
4. Bynum, LAL	444	796	.558
5. McGee, WAS/DEN	307	552	.556
6. Gortat, PHO	427	769	.555
7. Griffin, LAC	561	1022	.549
8. Ibaka, OCT	262	490	.535
9. Blair, SAS	269	504	.534
10. Boozer, CHI	448	842	.532

Three-Point Field Goal Percentage

	3FG	3GA	Pct
1. Novak, NYK	**133**	**282**	**.472**
2. Ilyasova, MIL	51	112	.455
3. Curry, GSW	55	121	.455
4. Allen, BOS	106	234	.453
5. Miller, MIA	53	117	.453
6. Rush, GSW	99	219	.452
7. Green, ATL	50	113	.442
8. Farmar, NJN	55	125	.440
9. Green, SAS	102	234	.436
10. Korver, CHI	118	271	.435

Free Throw Percentage

	FT	FTA	Pct
1. Crawford, POR	191	206	.927
2. Redick, ORL	143	157	.911
3. Nowitzki, DAL	318	355	.896
4. Nash, PHO	127	142	.894
5. Martin, HOU	160	179	.894
6. Ridnour, MIN	106	119	.891
7. Anderson, ORL	150	171	.877
8. Augustin, CHB	105	120	.875
9. Granger, IND	254	291	.873
10. Bargnani, TOR	151	173	.873

Rebounds

	G	Off	Def	Tot	Avg
1. Howard, ORL	54	200	585	785	14.5
2. Love, MIN	55	226	508	734	13.3
3. Bynum, LAL	60	192	517	709	11.8
4. Cousins, SAC	64	265	438	703	11.0
5. Humphries, NJN	62	233	448	681	11.0
6. Griffin, LAC	66	218	499	717	10.9
7. Gasol, LAL	65	183	495	678	10.4
8. Gortat, PHO	66	185	474	659	10.0
9. Chandler, NYK	**62**	**212**	**400**	**612**	**9.9**
10. Noah, CHI	64	242	387	629	9.8

Assists

	G	Ast	Avg
1. Rondo, BOS	53	620	11.7
2. Nash, PHO	62	664	10.7
3. Paul, LAC	60	543	9.1
4. Calderon, TOR	53	468	8.8
5. D. Williams, NJN	55	481	8.7
6. Rubio, MIN	41	336	8.2
7. Wall, WAS	66	530	8.0
8. Parker, SAS	60	463	7.7
9. Miller, DEN	66	441	6.7
10. Lawson, DEN	61	401	6.6

Steals

	G	Stl	Avg
1. Paul, LAC	60	152	2.53
2. Conley, MEM	62	136	2.19
3. James, MIA	62	115	1.85
4. Millsap, UTA	64	118	1.84
5. Allen, MEM	58	104	1.79
6. Iguodala, PHI	62	107	1.73
7. Shumpert, NYK	**59**	**101**	**1.71**
8. Westbrook, OCT	66	112	1.70
9. George, IND	66	108	1.64
10. Teague, ATL	66	106	1.61

Blocks

	G	Blk	Avg
1. Ibaka, OCT	66	241	3.65
2. McGee, WAS/DEN	61	132	2.16
3. Howard, ORL	54	116	2.15
4. Jordan, LAC	66	135	2.05
5. Hibbert, IND	65	128	1.97
6. Bynum, LAL	60	116	1.93
7. Gasol, MEM	65	121	1.86
8. Biyombo, CHB	63	115	1.83
9. Smith, ATL	66	115	1.74
10. Dalembert, HOU	65	111	1.71

2012 NBA DRAFT RESULTS

NBA

First Round

1. Anthony Davis (Kentucky), New Orleans
2. Michael Kidd-Gilchrist (Kentucky), Charlotte
3. Bradley Beal (Florida), Washington
4. Dion Waiters (Syracuse), Cleveland
5. Thomas Robinson (Kansas), Sacramento
6. Damian Lillard (Weber State), Portland
7. Harrison Barnes (North Carolina), Golden State
8. Terrence Ross (Washington), Toronto
9. Andre Drummond (Connecticut), Detroit
10. Austin Rivers (Duke), New Orleans
11. Meyers Leonard (Illinois), Portland
12. Jeremy Lamb (Connecticut), Houston
13. Kendall Marshall (North Carolina), Phoenix
14. John Henson (North Carolina), Milwaukee
15. Maurice Harkless (St. John's), Philadelphia
16. Royce White (Iowa State), Houston
17. Tyler Zeller (North Carolina), Dallas
18. Terrence Jones (Kentucky), Houston
19. Andrew Nicholson (St. Bonaventure), Orlando
20. Evan Fournier (Union Poitiers (France)), Denver
21. Jared Sullinger (Ohio State), Boston
22. Fab Melo (Syracuse), Boston
23. John Jenkins (Vanderbilt), Atlanta
24. Jared Cunningham (Oregon State), Cleveland
25. Tony Wroten (Washington), Memphis
26. Miles Plumlee (Duke), Indiana
27. Arnett Moultrie (Mississippi State), Miami (traded to Philadelphia)
28. Perry Jones III (Baylor), Oklahoma City
29. Marquis Teague (Kentucky), Chicago
30. Festus Ezeli (Vanderbilt), Golden State

Second Round

31. Jeffery Taylor (Vanderbilt), Charlotte
32. Tomáš Satoranský (Banca Cívica (Spain)), Washington
33. Bernard James (Florida State), Cleveland (traded to Dallas)
34. Jae Crowder (Marquette), Cleveland (traded to Dallas)
35. Draymond Green (Michigan State), Golden State
36. Orlando Johnson (UC Santa Barbara),Sacramento (traded to Indiana)
37. Quincy Acy (Baylor), Toronto
38. Quincy Miller (Baylor), Denver
39. Khris Middleton (Texas A&M), Detroit
40. Will Barton (Memphis), Portland
41. Tyshawn Taylor (Kansas), Portland (traded to Brooklyn)
42. Doron Lamb (Kentucky), Milwaukee
43. Mike Scott (Virginia), Atlanta
44. Kim English (Missouri), Detroit
45. Justin Hamilton (LSU), Philadelphia (traded to Miami)
46. Darius Miller (Kentucky), New Orleans
47. Kevin Murphy (Tennessee Tech), Utah
48. **Kostas Papanikolaou (Olympiacos (Greece)), New York**
49. Kyle O'Quinn (Norfolk St.), Orlando
50. Izzetlzzet Türkyılmaz (Banvit (Turkey)), Denver
51. Kris Joseph (Syracuse), Boston
52. Ognjen Kuzmic (Clinicas Rincón (Spain)), Golden State
53. Furkan Aldemir (Galatasaray (Turkey)), L.A. Clippers
54. Tornike Shengelia (Spirou Charleroi (Belgium)), Philadelphia (traded to Brooklyn)
55. Darius Johnson-Odom (Marquette), Dallas (traded to L.A. Lakers
56. Tomislav Zubcic (Cibona Zagreb (Croatia)), Toronto
57. IlkanIlkan Karaman (Pınar Karsıyaka (Turkey)), Brooklyn
58. Robbie Hummel (Purdue), Minnesota
59. Marcus Denmon (Missouri), San Antonio
60. Robert Sacre (Gonzaga), L.A. Lakers

Mike Stobe, NBAE/Getty Images

ATLANTA HAWKS
NBA

Centennial Tower
101 Marietta Street, Suite 1900
Atlanta, GA 30303
(404) 878-3800

Executive Vice President/General Manager.....Rick Sund
Head Coach.....Larry Drew
Assistant Coaches.....Lester Conner, Bob Bender, Kenny Atkinson, Bob Weiss
Head Athletic Trainer.....Wally Blase
Vice President of Public Relations.....Garin Narain
Director of Media Relations.....Jon Steinberg
Senior Manager of Media Relations.....Jason Roose
Home Court.....Philips Arena (18,238)
Radio.....Steve Holman (680 AM/93.7 FM)
Television.....Bob Rathbun, Dominique Wilkins, Jerome Jurenovich (SportSouth)

There have been six head coaches that led both the Knicks and Hawks (Levane, Holzman, Gallatin, Brown, Wilkens, Woodson).

DID YOU KNOW

2011-12 Results

Feb. 22	at MSG	W	99 - 82
Mar. 30	at ATL	L	90 - 100
Apr. 22	at ATL	W	113 - 112

Overall Record.....165-184
Home Record.....93-63
MSG IV Record.....62-37
Road Record.....59-102
Philips Arena Record.....10-14
Neutral Record.....13-19
Knicks High Points.....43, Patrick Ewing, Dec. 7, 1991***
43, Patrick Ewing, Dec. 13, 1986
Hawks High Points.....52, Dominique Wilkins, Dec. 7, 1991**
Knicks Team High Points.....142, Dec. 12, 1967**
Hawks Team High Points.....155, Jan. 24, 1960

2012-13 Schedule

Jan. 27	at MSG	6:30 p.m.
Apr. 3	at ATL	7:00 p.m.
Apr. 17	at MSG	8:00 p.m.

Overall Streak.....Won 1
Last Win.....Apr. 22, 2012
Last Loss.....Mar. 30, 2012

Home Streak.....Won 2
Last Win.....Feb. 22, 2012
Last Loss.....Nov. 27, 2010

Road Streak.....Won 1
Last Win.....Apr. 22, 2012
Last Loss.....Mar. 30, 2012

2011-12 Hawks vs. Knicks

Player	G	GS	Min	FG	FGA	Pct.	3P	3PA	Pct.	FT	FTA	Pct.	Off	Def	Reb	Ast	PF	Dq	Stl	TO	Blk	Pts	Avg
J. Johnson	2	2	77	19	34	.559	6	9	.667	6	10	.600	1	9	10	6	1	0	1	5	0	50	25.0
Teague	3	3	103	21	35	.600	3	9	.333	7	12	.583	0	6	6	13	7	0	11	12	5	52	17.3
Smith	3	3	113	18	45	.400	1	9	.111	13	16	.813	6	12	18	10	11	0	6	16	5	50	16.7
Green	3	1	67	17	28	.607	3	8	.375	5	5	1.000	0	9	9	5	3	0	2	2	0	42	14.0
Williams	3	2	99	14	27	.519	4	8	.500	10	12	.833	5	17	22	2	11	0	4	1	5	42	14.0
Pargo	2	0	31	6	16	.375	5	12	.417	1	2	.500	0	4	4	2	8	0	2	6	0	18	9.0
McGrady	2	0	28	4	8	.500	0	0	---	0	0	---	0	2	2	3	1	0	1	2	0	8	4.0
Pachulia	2	2	56	3	10	.300	0	0	---	1	1	1.000	7	9	16	2	6	0	3	2	0	7	3.5
Radmanovic	2	0	23	3	6	.500	1	4	.250	0	1	.000	1	5	6	3	1	0	0	1	0	7	3.5
Stackhouse	2	0	15	2	6	.333	2	5	.400	1	3	.333	0	1	1	0	2	0	0	1	0	7	3.5
Hinrich	3	2	64	2	8	.250	2	6	.333	2	3	.667	1	3	4	8	8	0	4	4	0	8	2.7
I. Johnson	3	0	39	1	7	.143	0	1	.000	1	2	.500	5	9	14	2	6	0	4	8	0	3	1.0
Collins	1	0	2	0	0	---	0	0	---	0	0	---	0	0	0	0	0	0	0	0	0	0	0.0
Dampier	1	0	4	0	0	---	0	0	---	0	0	---	0	1	1	1	1	0	0	0	0	0	0.0
Hawks	**3**		**720**	**110**	**230**	**.478**	**27**	**71**	**.380**	**47**	**67**	**.701**	**26**	**87**	**113**	**57**	**66**	**0**	**38**	**61**	**15**	**294**	**98.0**
Knicks	**3**		**720**	**112**	**229**	**.489**	**26**	**58**	**.448**	**52**	**77**	**.675**	**31**	**86**	**117**	**57**	**61**	**0**	**39**	**57**	**8**	**302**	**100.7**

2011-12 Knicks vs. Hawks

Player	G	GS	Min	FG	FGA	Pct.	3P	3PA	Pct.	FT	FTA	Pct.	Off	Def	Reb	Ast	PF	Dq	Stl	TO	Blk	Pts	Avg
Anthony	3	3	110	32	72	.444	5	11	.455	21	23	.913	8	15	23	7	6	0	9	9	3	90	30.0
Shumpert	2	2	77	13	22	.591	4	6	.667	6	10	.600	3	1	4	5	7	0	4	2	0	36	18.0
Lin	1	1	32	6	11	.545	1	2	.500	4	4	1.000	1	1	2	9	3	0	2	4	0	17	17.0
Stoudemire	2	2	59	12	21	.571	0	0	---	5	9	.556	2	20	22	0	6	0	1	5	2	29	14.5
Fields	3	3	91	17	24	.708	3	4	.750	4	6	.667	3	10	13	4	8	0	2	4	1	41	13.7
Smith	3	0	90	9	25	.360	3	13	.231	3	8	.375	2	10	12	5	7	0	11	7	0	24	8.0
Novak	3	0	63	8	15	.533	7	13	.538	0	0	---	1	3	4	0	5	0	2	3	0	23	7.7
Jeffries	1	0	26	2	6	.333	0	1	.000	3	4	.750	3	5	8	2	1	0	1	0	0	7	7.0
Davis	3	2	69	7	20	.350	3	8	.375	1	2	.500	1	3	4	20	9	0	5	13	0	18	6.0
Chandler	2	2	73	5	8	.625	0	0	---	1	7	.143	3	14	17	2	7	0	0	7	1	11	5.5
Harrellson	2	0	16	1	4	.250	0	0	---	4	4	1.000	3	3	6	1	1	0	2	1	1	6	3.0
Bibby	2	0	12	0	1	.000	0	0	---	0	0	---	1	1	2	2	1	0	0	1	0	0	0.0
Douglas	1	0	0	0	0	---	0	0	---	0	0	---	0	0	0	0	0	0	0	0	0	0	0.0
Jordan	1	0	2	0	0	---	0	0	---	0	0	---	0	0	0	0	0	0	0	0	0	0	0.0
Knicks	**3**		**720**	**112**	**229**	**.489**	**26**	**58**	**.448**	**52**	**77**	**.675**	**31**	**86**	**117**	**57**	**61**	**0**	**39**	**57**	**8**	**302**	**100.7**
Hawks	**3**		**720**	**110**	**230**	**.478**	**27**	**71**	**.380**	**47**	**67**	**.701**	**26**	**87**	**113**	**57**	**66**	**0**	**38**	**61**	**15**	**294**	**98.0**

BOSTON CELTICS
NBA

226 Causeway Street
Fourth Floor
Boston, MA 02114
(617) 854-8000

President of Basketball Operations.....Danny Ainge
Head Coach.....Glenn "Doc" Rivers
Assistant Coaches.....Kevin Eastman, Armond Hill, Jamie Young, Mike Longabardi, Tyronn Lue, Jay Larranaga
Head Athletic Trainer.....Ed Lacerte
Vice President, Media Relations/Alumni Relations.....R. Jeffrey Twiss
Director of Public Relations.....Heather Walker
Media Relations Coordinator.....Brian Olive
Home Court.....TD Garden (18,624)
Radio.....Sean Grande, Cedric Maxwell (WEEI 850 AM)
Television.....Mike Gorman, Tom Heinsohn, Greg Dickerson (Comcast SportsNet)

The Knicks and Celtics have faced off in 61 playoff games in 14 different playoff series – the most in NBA history for two opponents.

DID YOU KNOW

2011-12 Results

Dec. 25	at MSG	W	106 - 104
Feb. 3	at BOS	L	89 - 91
Mar. 4	at BOS	L	111 - 115*
Apr. 17	at MSG	W	118 - 108

Overall Record.....172-275
Home Record.....101-113
MSG IV Record.....58-55
Road Record.....58-150
TD Garden Record.....10-23
Neutral Record.....13-12
Knicks High Points.....51, Patrick Ewing, Mar. 24, 1990
51, Richie Guerin, Feb. 14, 1962
Celtics High Points.....47, Larry Bird, Apr. 12, 1987
Knicks Team High Points.....142, Feb. 7, 1960
Celtics Team High Points.....149, Oct. 20, 1962

2012-13 Schedule

Jan. 7	at MSG	7:30 p.m.
Jan. 24	at BOS	8:00 p.m.
Mar. 26	at BOS	7:00 p.m.
Mar. 31	at MSG	7:30 p.m.

Overall Streak.....Won 1
Last Win.....Apr. 17, 2012
Last Loss.....Mar. 4, 2012

Home Streak.....Won 2
Last Win.....Apr. 17, 2012
Last Loss.....Mar. 21, 2011

Road Streak.....Lost 11
Last Win.....Nov. 24, 2006
Last Loss.....Mar. 4, 2012

2011-12 Celtics vs. Knicks

Player	G	GS	Min	FG	FGA	Pct.	3P	3PA	Pct.	FT	FTA	Pct.	Off	Def	Reb	Ast	PF	Dq	Stl	TO	Blk	Pts	Avg
Pierce	3	3	132	32	63	.508	12	23	.522	31	35	.886	5	11	16	11	11	0	5	9	2	107	35.7
Rondo	4	4	162	26	55	.473	2	6	.333	15	25	.600	7	26	33	53	7	0	9	17	1	69	17.3
Garnett	4	4	145	28	62	.452	1	1	1.000	11	16	.688	6	25	31	12	13	0	6	7	4	68	17.0
Allen	3	3	115	16	31	.516	7	13	.538	7	7	1.000	4	5	9	6	6	0	4	5	1	46	15.3
Bass	4	2	118	24	43	.558	0	0	---	13	16	.813	10	14	24	4	11	0	1	5	7	61	15.3
Bradley	4	1	68	8	15	.533	5	6	.833	1	2	.500	2	4	6	0	8	0	1	3	1	22	5.5
Pietrus	2	0	40	4	12	.333	3	9	.333	0	0	---	1	1	2	1	7	0	0	3	0	11	5.5
Wilcox	3	0	48	6	11	.545	0	0	---	4	4	1.000	7	3	10	1	5	0	0	4	1	16	5.3
Hollins (Tot)	2	0	12	4	4	1.000	0	0	---	1	4	.250	0	0	0	0	4	0	0	1	0	9	4.5
Hollins (BOS)	1	0	1	0	0	---	0	0	---	0	0	---	0	0	0	0	0	0	0	0	0	0	0.0
O'Neal	2	2	37	3	9	.333	0	0	---	2	3	.667	2	4	6	0	7	0	0	3	3	8	4.0
Dooling	3	0	37	2	8	.250	0	3	.000	4	4	1.000	0	1	1	4	2	0	1	4	0	8	2.7
Daniels	2	0	35	2	9	.222	0	1	.000	0	0	---	1	6	7	5	6	0	1	0	1	4	2.0
Johnson	1	0	1	0	0	---	0	0	---	0	0	---	0	0	0	0	0	0	0	0	0	0	0.0
Moore	2	0	1	0	1	.000	0	1	.000	0	0	---	0	1	1	0	0	0	0	0	0	0	0.0
Pavlovic	3	1	35	0	2	.000	0	1	.000	0	0	---	1	2	3	2	8	0	2	0	0	0	0.0
Stiemsma	1	0	10	0	0	---	0	0	---	0	0	---	0	0	0	0	3	0	0	0	0	0	0.0
Celtics	**4**		**985**	**151**	**321**	**.470**	**30**	**64**	**.469**	**88**	**112**	**.786**	**46**	**103**	**149**	**99**	**94**	**0**	**30**	**64**	**21**	**420**	**105.0**
Knicks	**4**		**985**	**152**	**322**	**.472**	**39**	**85**	**.459**	**81**	**98**	**.827**	**46**	**108**	**154**	**87**	**97**	**1**	**35**	**70**	**23**	**424**	**106.0**

2011-12 Knicks vs. Celtics

Player	G	GS	Min	FG	FGA	Pct.	3P	3PA	Pct.	FT	FTA	Pct.	Off	Def	Reb	Ast	PF	Dq	Stl	TO	Blk	Pts	Avg
Anthony	4	4	148	39	79	.494	7	17	.412	38	43	.884	9	21	30	21	15	0	4	15	2	123	30.8
Stoudemire	3	3	108	22	42	.524	2	2	1.000	7	10	.700	3	27	30	5	7	0	3	3	6	53	17.7
Chandler	4	4	146	22	32	.688	0	1	.000	11	16	.688	18	17	35	6	14	1	6	8	9	55	13.8
Smith	2	0	56	9	22	.409	7	13	.538	2	2	1.000	0	4	4	7	6	0	2	1	1	27	13.5
Novak	3	0	55	12	19	.632	12	17	.706	3	3	1.000	0	2	2	2	3	0	0	0	0	39	13.0
Douglas	2	1	43	8	22	.364	2	8	.250	1	2	.500	0	4	4	4	4	0	4	2	0	19	9.5
Shumpert	4	2	119	13	36	.361	2	7	.286	10	11	.909	6	7	13	9	14	0	3	11	0	38	9.5
Lin	2	1	38	6	19	.316	1	2	.500	3	4	.750	1	5	6	6	6	0	1	7	0	16	8.0
Fields	4	4	108	9	23	.391	3	8	.375	2	2	1.000	3	7	10	10	8	0	5	4	1	23	5.8
Davis	2	1	39	3	8	.375	2	5	.400	0	0	---	0	4	4	8	3	0	1	8	0	8	4.0
Jeffries	4	0	58	6	12	.500	0	0	---	4	5	.800	4	2	6	1	9	0	5	4	3	16	4.0
Bibby	1	0	26	1	3	.333	1	3	.333	0	0	---	0	5	5	6	1	0	0	0	0	3	3.0
Balkman	1	0	8	1	1	1.000	0	0	---	0	0	---	2	1	3	1	2	0	0	0	0	2	2.0
Walker	2	0	25	1	4	.250	0	2	.000	0	0	---	0	0	0	0	5	0	1	3	0	2	1.0
Harrellson	1	0	9	0	0	---	0	0	---	0	0	---	0	2	2	1	0	0	0	1	1	0	0.0
Knicks	**4**		**985**	**152**	**322**	**.472**	**39**	**85**	**.459**	**81**	**98**	**.827**	**46**	**108**	**154**	**87**	**97**	**1**	**35**	**70**	**23**	**424**	**106.0**
Celtics	**4**		**985**	**151**	**321**	**.470**	**30**	**64**	**.469**	**88**	**112**	**.786**	**46**	**103**	**149**	**99**	**94**	**0**	**30**	**64**	**21**	**420**	**105.0**

BROOKLYN NETS

NBA

15 MetroTech Center
Brooklyn, NY 11201
(718) 933-3000

General Manager ..... Billy King
Head Coach ..... Avery Johnson
Assistant Coaches ..... P.J. Carlesimo, Mario Elie, Popeye Jones, Doug Overton
Head Athletic Trainer ..... Tim Walsh
Vice President, Public Relations ..... Gary Sussman
Senior Director, Public Relations ..... Aaron Harris
Senior Vice President, Communications ..... Barry Baum
Manager, Communications ..... Mandy Gutmann
Home Court ..... Barclays Center (18,200)
Radio ..... Chris Carrino, Tim Capstraw (WFAN 660 AM)
Television ..... Ian Eagle, Mike Fratello, Ryan Ruocco, Jim Spanarkel (YES Network)

The Knicks post an overall all-time record of 18-8 on Martin Luther King Jr. Day and 2013 will mark the 14th consecutive year the game will be played at MSG.

DID YOU KNOW

2011-12 Results

Feb. 4	at MSG	W	99 - 92
Feb. 20	at MSG	L	92 - 100
Apr. 18	at NJN	W	104 - 95

Overall Record 85-82
Home Record 51-34
MSG IV Record 51-34
Road Record 34-48
Barclays Center Record 0-0
Neutral Record 0-0
Knicks High Points ..... 60, Bernard King, Dec. 25, 1984
Nets High Points ..... 43, John Williamson, Feb. 12, 1978
Knicks Team High Points ..... 135, Feb. 5, 1987
Nets Team High Points ..... 126, Mar. 13, 1987; 126, Feb. 16, 1985

2012-13 Schedule

Nov. 1	at BRO	7:00 p.m.
Dec. 11	at BRO	7:00 p.m.
Dec. 19	at MSG	7:00 p.m.
Jan. 21	at MSG	3:30 p.m.

Overall Streak ..... Won 1
Last Win ..... Apr. 18, 2012
Last Loss ..... Feb. 20, 2012

Home Streak ..... Lost 1
Last Win ..... Feb. 4, 2012
Last Loss ..... Feb. 20, 2012

Road Streak ..... Won 3
Last Win ..... Apr. 18, 2012
Last Loss ..... Dec. 30, 2009

2011-12 Nets vs. Knicks

Player	G	GS	Min	FG	FGA	Pct.	3P	3PA	Pct.	FT	FTA	Pct.	Off	Def	Reb	Ast	PF	Dq	Stl	TO	Blk	Pts	Avg
D. Williams	2	2	78	17	41	.415	11	21	.524	14	16	.875	3	7	10	17	8	1	4	6	0	59	29.5
Farmar	1	0	25	7	13	.538	3	7	.429	2	2	1.000	0	1	1	3	0	0	1	2	0	19	19.0
Wallace (Tot)	2	2	65	13	26	.500	1	5	.200	9	12	.750	6	11	17	4	5	0	1	7	0	36	18.0
Wallace (NJN)	1	1	31	7	14	.500	1	3	.333	6	8	.750	1	4	5	1	5	0	0	3	0	21	21.0
Humphries	3	3	116	12	34	.353	0	0	---	18	23	.783	15	26	41	6	9	0	3	6	7	42	14.0
Green	1	0	25	5	12	.417	0	3	.000	2	2	1.000	0	7	7	2	4	0	0	2	0	12	12.0
Brooks	2	2	59	9	21	.429	2	6	.333	3	3	1.000	0	3	3	5	4	0	1	4	0	23	11.5
Morrow	3	1	98	9	30	.300	5	17	.294	7	7	1.000	2	7	9	2	2	0	3	5	2	30	10.0
Stevenson	2	1	61	7	13	.538	6	12	.500	0	0	---	0	9	9	3	4	0	0	3	1	20	10.0
Gaines	3	1	48	10	21	.476	5	6	.833	1	2	.500	0	11	11	10	5	0	4	4	0	26	8.7
J. Williams	2	1	39	5	9	.556	0	0	---	4	6	.667	0	6	6	0	6	0	0	3	1	14	7.0
Johnson (Tot)	1	0	12	3	4	.750	0	0	---	0	0	---	0	1	1	0	1	0	0	0	0	6	6.0
Johnson (NJN)	1	0	12	3	4	.750	0	0	---	0	0	---	0	1	1	0	1	0	0	0	0	6	6.0
Sha. Williams	1	1	30	2	5	.400	2	5	.400	0	0	---	0	1	1	1	6	1	0	0	0	6	6.0
Bogans	1	0	16	2	4	.500	0	2	.000	1	1	1.000	0	0	0	0	3	0	1	1	0	5	5.0
She. Williams	2	2	52	1	7	.143	0	0	---	0	2	.000	7	11	18	1	10	0	2	4	0	2	1.0
Petro	3	0	30	1	4	.250	0	0	---	0	0	---	2	5	7	2	5	0	0	4	1	2	0.7
Emmett	1	0	0	0	0	---	0	0	---	0	0	---	0	0	0	0	0	0	0	0	0	0	0.0
Nets	**3**		**720**	**97**	**232**	**.418**	**35**	**82**	**.427**	**58**	**72**	**.806**	**30**	**99**	**129**	**53**	**72**	**2**	**19**	**52**	**12**	**287**	**95.7**
Knicks	**3**		**720**	**107**	**251**	**.426**	**20**	**70**	**.286**	**61**	**76**	**.803**	**35**	**96**	**131**	**65**	**63**	**1**	**25**	**41**	**16**	**295**	**98.3**

2011-12 Knicks vs. Nets

Player	G	GS	Min	FG	FGA	Pct.	3P	3PA	Pct.	FT	FTA	Pct.	Off	Def	Reb	Ast	PF	Dq	Stl	TO	Blk	Pts	Avg
Lin	2	1	72	17	37	.459	2	8	.250	10	13	.769	1	11	12	16	9	1	6	4	0	46	23.0
Anthony	3	3	107	18	47	.383	6	10	.600	13	16	.813	2	11	13	13	7	0	2	9	2	55	18.3
Stoudemire	2	2	61	13	28	.464	0	1	.000	8	8	1.000	3	6	9	2	7	0	0	4	2	34	17.0
Chandler	3	3	97	16	21	.762	0	0	---	17	21	.810	13	14	27	5	9	0	5	7	5	49	16.3
Smith	2	0	55	8	24	.333	3	14	.214	0	0	---	0	12	12	5	5	0	2	2	0	19	9.5
Novak	2	0	43	6	18	.333	5	16	.313	0	0	---	0	3	3	0	2	0	0	0	1	17	8.5
Bibby	1	1	36	3	10	.300	2	6	.333	0	0	---	0	3	3	8	3	0	1	1	0	8	8.0
Jeffries	2	0	55	5	14	.357	0	1	.000	3	5	.600	7	8	15	2	5	0	0	0	4	13	6.5
Fields	3	3	74	9	23	.391	0	5	.000	1	3	.333	5	14	19	3	3	0	3	5	0	19	6.3
Shumpert	2	2	53	5	11	.455	0	2	.000	0	0	---	3	5	8	7	8	0	4	4	0	10	5.0
Walker	2	0	24	2	4	.500	1	2	.500	5	5	1.000	0	1	1	1	3	0	1	1	1	10	5.0
Douglas	2	0	21	2	7	.286	0	3	.000	4	5	.800	0	4	4	2	0	0	1	1	0	8	4.0
Davis	1	0	10	1	2	.500	1	1	1.000	0	0	---	0	0	0	1	2	0	0	1	0	3	3.0
Harrellson	1	0	8	1	4	.250	0	1	.000	0	0	---	1	3	4	0	0	0	0	0	1	2	2.0
Jordan	1	0	2	1	1	1.000	0	0	---	0	0	---	0	0	0	0	0	0	0	0	0	2	2.0
Balkman	1	0	2	0	0	---	0	0	---	0	0	---	0	1	1	0	0	0	0	0	0	0	0.0
Knicks	**3**		**720**	**107**	**251**	**.426**	**20**	**70**	**.286**	**61**	**76**	**.803**	**35**	**96**	**131**	**65**	**63**	**1**	**25**	**41**	**16**	**295**	**98.3**
Nets	**3**		**720**	**97**	**232**	**.418**	**35**	**82**	**.427**	**58**	**72**	**.806**	**30**	**99**	**129**	**53**	**72**	**2**	**19**	**52**	**12**	**287**	**95.7**

CHARLOTTE BOBCATS

NBA

333 East Trade Street
Suite 700
Charlotte, NC 28202
(704) 688-8600

President of Basketball Operations ..... Rod Higgins
Head Coach ..... Mike Dunlap
Assistant Coaches ..... Erick Brunson, Dan Leibovitz, Stephen Silas, Brian Winters
Head Athletic Trainer ..... Steve Stricker
Vice President of Communications ..... B.J. Evans
Director of Communications ..... Josh Rosen
Communications Coordinator ..... Jerome Hubbard
Home Court ..... Time Warner Cable Arena (19,077)
Television ..... Steve Martin, Dell Curry, Stephanie Ready (FSN South/SportSouth)
Radio ..... Scott Lauer (WFNZ 610 AM)

Knicks guard Raymond Felton is the Bobcats franchise leader in assists with 2,573 and tied a team record for most assists in a regulation game with 19 at Indiana on Dec. 30, 2006.

DID YOU KNOW

2011-12 Results

Jan. 4	at MSG	L	110 - 118
Jan. 9	at MSG	W	91 - 87
Jan. 24	at CHB	W	111 - 78
Apr. 26	at CHB	W	104 - 84

Overall Record 16-13
Home Record 10-4
MSG IV Record 10-4
Road Record 6-9
Time Warner Cable Arena Record 5-8
Neutral Record 0-0
Knicks High Points ..... 41, Jamal Crawford, Dec. 4, 2004
Bobcats High Points ..... 42, Gerald Wallace, Jan. 31, 2007
Knicks Team High Points ..... 113, Feb. 27, 2008
Bobcats Team High Points ..... 126, Jan. 12, 2007

2012-13 Schedule

Dec. 5	at CHB	7:00 p.m.
Mar. 29	at MSG	7:30 p.m.
Apr. 15	at CHB	7:00 p.m.

Overall Streak ..... Won 3
Last Win ..... Apr. 26, 2012
Last Loss ..... Jan. 4, 2012

Home Streak ..... Won 1
Last Win ..... Jan. 9, 2012
Last Loss ..... Jan. 4, 2012

Road Streak ..... Won 2
Last Win ..... Apr. 26, 2012
Last Loss ..... Mar. 26, 2011

2011-12 Bobcats vs. Knicks

Player	G	GS	Min	FG	FGA	Pct.	3P	3PA	Pct.	FT	FTA	Pct.	Off	Def	Reb	Ast	PF	Dq	Stl	TO	Blk	Pts	Avg
Henderson	4	4	140	30	55	.545	1	6	.167	13	18	.722	1	17	18	7	9	0	5	5	0	74	18.5
Diaw	3	2	101	21	33	.636	6	11	.545	2	2	1.000	4	15	19	14	5	0	2	10	0	50	16.7
Walker	4	1	92	16	46	.348	6	12	.500	14	19	.737	0	9	9	14	6	0	4	11	2	52	13.0
Augustin	3	3	101	13	42	.310	6	17	.353	6	7	.857	1	14	15	21	2	0	0	7	0	38	12.7
Maggette	1	1	22	4	12	.333	1	2	.500	3	4	.750	1	2	3	4	2	0	1	1	0	12	12.0
White	3	1	86	17	28	.607	0	0	---	2	4	.500	6	17	23	3	10	0	2	3	1	36	12.0
Mullens	4	2	83	12	28	.429	1	3	.333	6	6	1.000	4	15	19	3	6	0	1	2	3	31	7.8
Brown	3	1	78	9	22	.409	0	1	.000	5	6	.833	5	12	17	2	7	0	4	3	1	23	7.7
Thomas	3	3	75	7	24	.292	1	1	1.000	4	4	1.000	5	4	9	1	12	0	2	5	5	19	6.3
Moon	1	0	23	2	5	.400	0	1	.000	0	0	---	0	8	8	2	0	0	0	2	1	4	4.0
Higgins	2	0	21	1	4	.250	0	0	---	5	6	.833	0	1	1	2	3	0	1	2	0	7	3.5
Najera	1	0	11	1	2	.500	1	1	1.000	0	0	---	0	1	1	0	3	0	0	0	0	3	3.0
Carroll	4	0	39	3	10	.300	0	2	.000	3	4	.750	0	1	1	1	5	0	1	2	0	9	2.3
Diop	3	1	45	2	4	.500	0	0	---	0	0	---	4	5	9	3	2	0	0	1	2	4	1.3
Biyombo	4	1	44	2	8	.250	0	0	---	1	4	.250	3	3	6	1	6	0	0	3	5	5	1.3
Bobcats	**4**		**960**	**140**	**323**	**.433**	**23**	**57**	**.404**	**64**	**84**	**.762**	**34**	**124**	**158**	**78**	**78**	**0**	**23**	**62**	**20**	**367**	**91.8**
Knicks	**4**		**960**	**155**	**327**	**.474**	**27**	**78**	**.346**	**79**	**108**	**.731**	**44**	**135**	**179**	**92**	**84**	**0**	**32**	**53**	**23**	**416**	**104.0**

2011-12 Knicks vs. Bobcats

Player	G	GS	Min	FG	FGA	Pct.	3P	3PA	Pct.	FT	FTA	Pct.	Off	Def	Reb	Ast	PF	Dq	Stl	TO	Blk	Pts	Avg
Stoudemire	4	4	133	33	71	.465	1	5	.200	22	27	.815	13	21	34	5	9	0	1	2	3	89	22.3
Smith	1	0	36	10	16	.625	1	3	.333	1	2	.500	0	3	3	6	3	0	3	1	0	22	22.0
Anthony	3	3	103	18	49	.367	3	10	.300	16	20	.800	3	18	21	15	9	0	5	11	0	55	18.3
Chandler	3	3	108	20	22	.909	0	0	---	11	17	.647	15	21	36	4	8	0	3	2	6	51	17.0
Shumpert	4	3	111	18	40	.450	5	11	.455	8	10	.800	0	16	16	11	11	0	8	10	2	49	12.3
Jeffries	1	0	26	3	5	.600	1	2	.500	4	4	1.000	0	0	0	0	4	0	1	2	1	11	11.0
Novak	2	0	38	6	10	.600	6	9	.667	0	0	---	1	6	7	1	3	0	1	1	0	18	9.0
Fields	4	4	123	13	33	.394	2	8	.250	6	10	.600	2	18	20	19	9	0	3	5	2	34	8.5
Douglas	3	1	66	11	29	.379	1	8	.125	1	2	.500	1	4	5	9	7	0	1	7	0	24	8.0
Lin	1	0	6	2	2	1.000	0	0	---	4	4	1.000	0	2	2	4	3	0	0	1	1	8	8.0
Jordan	2	0	29	7	12	.583	0	0	---	1	2	.500	2	3	5	0	2	0	0	1	1	15	7.5
Harrellson	3	1	52	8	14	.571	2	3	.667	1	2	.500	5	11	16	0	3	0	2	1	2	19	6.3
Walker	3	0	49	3	12	.250	3	11	.273	2	2	1.000	0	3	3	2	7	0	2	3	1	11	3.7
Bibby	3	1	59	2	8	.250	2	7	.286	1	2	.500	1	6	7	15	3	0	1	2	1	7	2.3
Balkman	2	0	15	1	2	.500	0	1	.000	1	2	.500	0	1	1	1	1	0	0	1	2	3	1.5
Gadzuric	1	0	6	0	2	.000	0	0	---	0	2	.000	1	2	3	0	2	0	1	1	1	0	0.0
Knicks	**4**		**960**	**155**	**327**	**.474**	**27**	**78**	**.346**	**79**	**108**	**.731**	**44**	**135**	**179**	**92**	**84**	**0**	**32**	**53**	**23**	**416**	**104.0**
Bobcats	**4**		**960**	**140**	**323**	**.433**	**23**	**57**	**.404**	**64**	**84**	**.762**	**34**	**124**	**158**	**78**	**78**	**0**	**23**	**62**	**20**	**367**	**91.8**

CHICAGO BULLS
NBA

1901 West Madison Street
Chicago, IL 60612
(312) 455-4000

Executive Vice President-Basketball Operations ..... John Paxson
Head Coach ..... Tom Thibodeau
Assistant Coaches ..... Ron Adams, Andy Greer, Adrian Griffin, Ed Pinckney, Mike Wilhelm
Head Athletic Trainer ..... Fred Tedeschi
Senior Director, Public & Media Relations ..... Tim Hallam
Director, Public & Media Relations ..... Sebrina Brewster
Manager, Public & Media Relations ..... Matt Yob
Coordinator, Public & Media Relations ..... Shaun Hickombottom
Home Court ..... United Center (20,917)
Radio ..... Chuck Swirsky, Bill Wennington, Steve Kashul (WMVP 1000 AM); Omar Ramos, Matt Moreno (WRTO 1200 AM Spanish)
Television ..... Neil Funk, Stacey King (WGN, WCIU, Comcast SportsNet Chicago)

With :00.1 remaining, Trent Tucker hit a high-arching 26-foot prayer in a 109-106 victory over the Bulls at MSG on Jan. 15, 1990, paving the way for what would become the "Trent Tucker Rule."

DID YOU KNOW

2011-12 Results

Feb. 2	at MSG	L	102 - 105
Mar. 12	at CHI	L	99 - 104
Apr. 8	at MSG	W	100 - 99*
Apr. 10	at CHI	L	86 - 98

Overall Record 96-108
Home Record 57-40
MSG IV Record 54-40
Road Record 34-66
United Center Record 7-26
Neutral Record 5-2
Knicks High Points ..... 43, Carmelo Anthony, Apr. 8, 2012*; 43, Toby Knight, Dec. 15, 1978
Bulls High Points ..... 55, Michael Jordan, Mar. 28, 1995
Knicks Team High Points ..... 143, Mar, 24, 1979**
Bulls Team High Points ..... 148, Mar. 24, 1979**

2012-13 Schedule

Dec. 8	at CHI	8:00 p.m.
Dec. 21	at MSG	7:30 p.m.
Jan. 11	at MSG	8:00 p.m.
Apr. 11	at CHI	8:00 p.m.

Overall Streak ..... Lost 1
Last Win ..... Apr. 8, 2012
Last Loss ..... Apr. 10, 2012

Home Streak ..... Won 1
Last Win ..... Apr. 8, 2012
Last Loss ..... Feb. 2, 2012

Road Streak ..... Lost 2
Last Win ..... Nov. 4, 2010
Last Loss ..... Apr. 20, 2012

2011-12 Bulls vs. Knicks

Player	G	GS	Min	FG	FGA	Pct.	3P	3PA	Pct.	FT	FTA	Pct.	Off	Def	Reb	Ast	PF	Dq	Stl	TO	Blk	Pts	Avg
Rose	3	3	121	32	81	.395	8	19	.421	21	30	.700	2	14	16	24	2	0	2	14	1	93	31.0
Deng	2	2	90	11	31	.355	3	11	.273	7	9	.778	9	10	19	6	2	0	1	2	1	32	16.0
Boozer	4	4	117	24	46	.522	0	0	---	6	9	.667	10	30	40	6	10	0	6	7	0	54	13.5
Hamilton	2	2	39	10	22	.455	1	3	.333	6	8	.750	4	4	8	7	6	0	0	4	1	27	13.5
Korver	4	2	124	13	28	.464	10	19	.526	9	10	.900	5	18	23	12	8	0	2	5	4	45	11.3
Noah	4	4	120	17	30	.567	0	0	---	5	9	.556	15	18	33	7	13	0	2	6	10	39	9.8
Watson	3	1	66	11	25	.440	3	7	.429	3	3	1.000	0	6	6	8	5	0	3	4	1	28	9.3
Gibson	4	0	96	14	29	.483	0	0	---	5	9	.556	12	12	24	2	12	0	0	5	9	33	8.3
Brewer	4	2	85	11	19	.579	1	1	1.000	2	4	.500	2	14	16	9	3	0	4	5	3	25	6.3
Lucas	2	0	21	3	13	.231	1	5	.200	2	2	1.000	0	0	0	4	1	0	1	3	0	9	4.5
Butler	4	0	62	6	16	.375	0	3	.000	5	7	.714	3	1	4	3	5	0	4	0	1	17	4.3
Asik	4	0	41	1	5	.200	0	0	---	2	4	.500	5	9	14	0	7	0	1	1	3	4	1.0
James	1	0	0	0	0	---	0	0	---	0	0	---	0	0	0	0	0	0	1	0	0	0	0.0
Scalabrine	1	0	2	0	1	.000	0	0	---	0	0	---	0	0	0	0	1	0	0	1	0	0	0.0
Bulls	**4**		**985**	**153**	**346**	**.442**	**27**	**68**	**.397**	**73**	**104**	**.702**	**67**	**136**	**203**	**88**	**75**	**0**	**27**	**59**	**34**	**406**	**101.5**
Knicks	**4**		**985**	**151**	**345**	**.438**	**22**	**82**	**.268**	**63**	**86**	**.733**	**43**	**112**	**155**	**74**	**89**	**0**	**33**	**54**	**26**	**387**	**96.8**

2011-12 Knicks vs. Bulls

Player	G	GS	Min	FG	FGA	Pct.	3P	3PA	Pct.	FT	FTA	Pct.	Off	Def	Reb	Ast	PF	Dq	Stl	TO	Blk	Pts	Avg
Anthony	4	4	164	45	97	.464	6	15	.400	23	28	.821	5	18	23	14	15	0	8	10	2	119	29.8
Stoudemire	2	2	75	23	39	.590	0	2	.000	8	11	.727	4	10	14	3	4	0	1	2	3	54	27.0
Lin	1	1	33	4	11	.364	1	1	1.000	6	6	1.000	1	0	1	8	5	0	3	3	3	15	15.0
Fields	4	4	127	21	45	.467	3	9	.333	3	6	.500	1	11	12	9	3	0	4	4	2	48	12.0
Shumpert	4	3	135	17	35	.486	4	12	.333	5	5	1.000	3	16	19	17	15	0	5	8	1	43	10.8
Chandler	4	4	157	14	20	.700	0	0	---	12	19	.632	18	31	49	3	14	0	2	5	10	40	10.0
Smith	3	0	80	12	36	.333	4	15	.267	0	0	---	1	6	7	3	9	0	3	4	1	28	9.3
Davis	3	2	66	7	19	.368	2	10	.200	1	4	.250	0	4	4	14	7	0	4	7	1	17	5.7
Douglas	3	0	31	3	14	.214	1	6	.167	1	1	1.000	2	3	5	1	5	0	0	4	0	8	2.7
Novak	3	0	53	2	13	.154	1	11	.091	2	2	1.000	2	6	8	0	4	0	1	1	0	7	2.3
Jeffries	3	0	40	2	11	.182	0	0	---	2	4	.500	5	6	11	1	4	0	1	2	2	6	2.0
Walker	2	0	10	1	3	.333	0	1	.000	0	0	---	1	0	1	0	2	0	1	1	0	2	1.0
Balkman	1	0	4	0	1	.000	0	0	---	0	0	---	0	0	0	1	0	0	0	1	0	0	0.0
Harrellson	2	0	10	0	1	.000	0	0	---	0	0	---	0	1	1	0	2	0	0	0	1	0	0.0
Knicks	**4**		**985**	**151**	**345**	**.438**	**22**	**82**	**.268**	**63**	**86**	**.733**	**43**	**112**	**155**	**74**	**89**	**0**	**33**	**54**	**26**	**387**	**96.8**
Bulls	**4**		**985**	**153**	**346**	**.442**	**27**	**68**	**.397**	**73**	**104**	**.702**	**67**	**136**	**203**	**88**	**75**	**0**	**27**	**59**	**34**	**406**	**101.5**

CLEVELAND CAVALIERS
NBA

Quicken Loans Arena
One Center Court
Cleveland, OH 44115
(216) 420-2000

General Manager ..... Chris Grant
Head Coach ..... Byron Scott
Assistant Coaches ..... Paul Pressey, Jamahl Mosley, Joe Prunty, Nate Tibbetts, Stan Kellers
Head Athletic Trainer ..... Max Benton
Senior Vice President, Communications ..... Tad Carper
Basketball Communications Coordinator ..... Jeff Schaefer
Home Court ..... Quicken Loans Arena (20,562)
Radio ..... John Michael, Jim Chones (WTAM 1100)
Television ..... Fred McLeod, Austin Carr (Fox Sports Ohio)

New York Assistant Coach Darrell Walker made his NBA debut as a member of the Knicks on Oct. 28, 1983 to record 7 points, 3 rebounds and 4 steals versus the Cavaliers in Richfield.

DID YOU KNOW

2011-12 Results

Jan. 25	at CLE	L	81 - 91
Feb. 29	at MSG	W	120 - 103
Mar. 31	at MSG	W	91 - 75
Apr. 20	at CLE	L	90 - 98

Overall Record 103-81
Home Record 65-27
MSG IV Record 65-27
Road Record 38-54
Quicken Loans Arena Record 10-24
Neutral Record 0-0
Knicks High Points ..... 44, Patrick Ewing, Nov. 7, 1993*
Cavaliers High Points ..... 52, LeBron James, Feb. 4, 2009
Knicks Team High Points ..... 133, Nov. 24, 1979
Cavaliers Team High Points ..... 136, Feb. 14, 1978**

2012-13 Schedule

Dec. 15	at MSG	7:30 p.m.
Mar. 4	at CLE	7:00 p.m.
Apr. 12	at CLE	7:30 p.m.

Overall Streak ..... Lost 1
Last Win ..... Mar. 31, 2012
Last Loss ..... Apr. 20, 2012

Home Streak ..... Won 3
Last Win ..... Mar. 31, 2012
Last Loss ..... Mar. 4, 2011

Road Streak ..... Lost 10
Last Win ..... Nov. 29, 2006
Last Loss ..... Apr. 20, 2012

2011-12 Cavaliers vs. Knicks

Player	G	GS	Min	FG	FGA	Pct.	3P	3PA	Pct.	FT	FTA	Pct.	Off	Def	Reb	Ast	PF	Dq	Stl	TO	Blk	Pts	Avg
Irving	3	3	90	15	40	.375	4	18	.222	16	16	1.000	0	7	7	17	6	0	3	8	0	50	16.7
Jamison	4	4	132	23	59	.390	6	12	.500	7	18	.389	10	20	30	10	12	0	4	8	2	59	14.8
Gibson	2	0	51	5	14	.357	4	9	.444	7	7	1.000	1	3	4	7	6	0	0	2	0	21	10.5
Parker	4	4	105	17	31	.548	4	7	.571	3	8	.375	1	8	9	7	8	0	3	7	0	41	10.3
Varejao	1	1	37	4	8	.500	0	1	.000	2	4	.500	8	8	16	3	2	0	4	5	2	10	10.0
Harris	2	1	42	6	12	.500	3	5	.600	4	5	.800	0	12	12	2	3	0	1	2	1	19	9.5
Hollins	1	0	11	4	4	1.000	0	0	---	1	4	.250	0	0	0	0	4	0	0	1	0	9	9.0
Gee	3	1	87	7	23	.304	0	3	.000	11	17	.647	5	10	15	4	6	0	3	5	0	25	8.3
Sloan (Tot)	2	1	57	8	19	.421	0	2	.000	0	0	---	3	7	10	5	1	0	2	5	0	16	8.0
Sloan (CLE)	2	1	57	8	19	.421	0	2	.000	0	0	---	3	7	10	5	1	0	2	5	0	16	8.0
T. Thompson	3	2	69	10	18	.556	0	0	---	4	6	.667	8	7	15	2	12	0	0	5	1	24	8.0
Casspi	4	2	89	9	21	.429	2	5	.400	9	12	.750	7	14	21	5	6	0	0	4	2	29	7.3
Samuels	4	0	67	14	27	.519	0	0	---	1	2	.500	6	8	14	1	11	0	1	6	3	29	7.3
Erden	2	1	23	4	11	.364	0	0	---	4	8	.500	3	2	5	0	8	0	0	1	0	12	6.0
Kapono (Tot)	2	0	22	4	4	1.000	3	3	1.000	1	1	1.000	0	2	2	0	2	0	1	0	0	12	6.0
Sessions	2	0	35	4	9	.444	1	1	1.000	0	0	---	0	4	4	9	3	0	1	5	0	9	4.5
Hudson	1	0	24	2	8	.250	0	5	.000	0	0	---	0	6	6	3	0	0	1	4	0	4	4.0
Harangody	2	0	29	2	3	.667	1	2	.500	0	0	---	4	4	8	1	3	0	1	1	2	5	2.5
Walton (Tot)	2	0	14	2	4	.500	1	2	.500	0	0	---	0	1	1	1	1	0	0	0	0	5	2.5
Walton (CLE)	1	0	12	2	4	.500	1	2	.500	0	0	---	0	1	1	1	1	0	0	0	0	5	5.0
Cavaliers	**4**		**960**	**136**	**311**	**.437**	**26**	**72**	**.361**	**69**	**107**	**.645**	**56**	**121**	**177**	**77**	**92**	**0**	**24**	**72**	**13**	**367**	**91.8**
Knicks	**4**		**960**	**140**	**320**	**.438**	**30**	**101**	**.297**	**72**	**109**	**.661**	**53**	**112**	**165**	**88**	**81**	**0**	**38**	**60**	**20**	**382**	**95.5**

2011-12 Knicks vs. Cavaliers

Player	G	GS	Min	FG	FGA	Pct.	3P	3PA	Pct.	FT	FTA	Pct.	Off	Def	Reb	Ast	PF	Dq	Stl	TO	Blk	Pts	Avg
Lin	1	1	33	6	12	.500	0	2	.000	7	9	.778	2	3	5	13	3	0	1	1	0	19	19.0
Anthony	4	4	134	26	57	.456	3	10	.300	13	21	.619	4	10	14	16	14	0	1	8	1	68	17.0
Stoudemire	3	3	92	18	41	.439	0	1	.000	12	16	.750	10	12	22	2	12	0	3	12	5	48	16.0
Smith	3	0	91	15	34	.441	5	17	.294	5	10	.500	2	11	13	8	4	0	8	3	1	40	13.3
Novak	3	0	64	13	29	.448	11	26	.423	0	0	---	0	4	4	1	6	0	1	1	1	37	12.3
Chandler	4	4	123	13	20	.650	0	0	---	16	25	.640	13	31	44	2	8	0	5	8	9	42	10.5
Shumpert	4	3	109	14	40	.350	2	9	.222	5	7	.714	3	5	8	7	7	0	8	6	1	35	8.8
Bibby	2	1	34	5	10	.500	4	7	.571	0	0	---	0	3	3	5	2	0	2	1	1	14	7.0
Fields	4	3	97	12	31	.387	0	6	.000	3	6	.500	6	10	16	6	6	0	4	8	0	27	6.8
Douglas	3	0	55	8	23	.348	2	13	.154	1	1	1.000	6	6	12	10	8	0	2	5	0	19	6.3
Jeffries	2	0	40	4	6	.667	1	2	.500	3	4	.750	2	4	6	1	6	0	1	4	0	12	6.0
Davis	2	1	44	4	10	.400	2	5	.400	0	0	---	1	5	6	13	1	0	1	1	0	10	5.0
Harrellson	2	0	25	1	4	.250	0	1	.000	7	10	.700	4	3	7	1	2	0	1	0	1	9	4.5
Walker	1	0	18	1	3	.333	0	2	.000	0	0	---	0	5	5	3	1	0	0	1	0	2	2.0
Jordan	1	0	1	0	0	---	0	0	---	0	0	---	0	0	0	0	1	0	0	0	0	0	0.0
Knicks	**4**		**960**	**140**	**320**	**.438**	**30**	**101**	**.297**	**72**	**109**	**.661**	**53**	**112**	**165**	**88**	**81**	**0**	**38**	**60**	**20**	**382**	**95.5**
Cavaliers	**4**		**960**	**136**	**311**	**.437**	**26**	**72**	**.361**	**69**	**107**	**.645**	**56**	**121**	**177**	**77**	**92**	**0**	**24**	**72**	**13**	**367**	**91.8**

DALLAS MAVERICKS
NBA

American Airlines Center
2500 Victory Avenue
Dallas, TX 75219
(214) 665-4660

President of Basketball Operations/General Manager.....Donn Nelson
Head Coach.....Rick Carlisle
Assistant Coaches.....Jim O'Brien, Tony Brown, Monte Mathis, Darrell Armstrong, Robert Hackett
Head Athletic Trainer.....Casey Smith
Director of Basketball Communications.....Sarah Melton
Basketball Communications Manager.....Scott Tomlin
Basketball Communications Coordinator.....Alan Rakowski
Corporate Communications/Community Relations.....Gina Calvert
Home Court.....AmericanAirlines Center (19,200)
Radio.....Chuck Cooperstein, Brad Davis (103.3 FM); Victor Villalba (KFLC 1270 AM Spanish)
Television.....Mark Followill, Derek Harper, Jeff Wade (Fox Sports Southwest, TXA-21)

Mavericks Head Coach Rick Carlisle wore the Orange & Blue for 26 games during the 1987–88 season.

DID YOU KNOW

2011-12 Results

Feb. 19.....at MSG.....W.....104 - 97
Mar. 6.....at DAL.....L.....85 - 95

2012-13 Schedule

Nov. 9.....at MSG.....7:30 p.m.
Nov. 21.....at DAL.....8:30 p.m.

Overall Record.....30-32
Home Record.....18-13
MSG IV Record.....18-13
Road Record.....12-19
AmericanAirlines Center Record.....1-10
Neutral Record.....0-0
Knicks High Points.....50, Bernard King, Feb. 1, 1984
Mavericks High Points.....41, Rolando Blackman, Jan. 13, 1987
Knicks Team High Points.....128, Mar. 13, 2010
Mavericks Team High Points.....128, Jan. 24, 2010

Overall Streak.....Lost 1
Last Win.....Feb. 19, 2012
Last Loss.....Mar. 6, 2012

Home Streak.....Won 1
Last Win.....Feb. 19, 2012
Last Loss.....Feb. 2, 2011

Road Streak.....Lost 2
Last Win.....Mar. 13, 2010
Last Loss.....Mar. 6, 2012

2011-12 Mavericks vs. Knicks

Player	G	GS	Min	FG	FGA	Pct.	3P	3PA	Pct.	FT	FTA	Pct.	Off	Def	Reb	Ast	PF	Dq	Stl	TO	Blk	Pts	Avg
Nowitzki	2	2	72	19	38	.500	4	6	.667	20	21	.952	1	7	8	4	3	0	3	6	0	62	31.0
Beaubois	1	0	20	6	11	.545	2	6	.333	4	6	.667	1	1	2	1	0	0	1	1	0	18	18.0
Kidd	2	2	60	7	18	.389	5	14	.357	4	4	1.000	3	6	9	10	7	0	4	9	0	23	11.5
Marion	2	2	72	10	20	.500	0	2	.000	2	2	1.000	7	9	16	3	6	0	3	2	3	22	11.0
Terry	2	0	62	8	21	.381	4	14	.286	2	2	1.000	3	11	14	7	6	0	3	4	0	22	11.0
Haywood	1	1	27	4	6	.667	0	0	---	1	3	.333	2	4	6	1	3	0	0	0	2	9	9.0
Mahinmi	1	1	27	4	5	.800	0	0	---	1	2	.500	2	4	6	0	5	0	3	1	2	9	9.0
Carter	2	2	49	4	17	.235	3	10	.300	1	1	1.000	1	9	10	4	2	0	3	2	0	12	6.0
Wright	1	0	20	2	5	.400	0	0	---	1	2	.500	1	0	1	0	1	0	0	2	1	5	5.0
Jones	1	0	15	1	2	.500	1	1	1.000	0	0	---	1	0	1	3	3	0	1	2	0	3	3.0
Odom	2	0	42	2	15	.133	0	6	.000	1	2	.500	1	9	10	4	3	0	0	3	1	5	2.5
Yi	1	0	13	0	3	.000	0	0	---	2	2	1.000	1	3	4	1	1	0	0	0	0	2	2.0
Mavericks	**2**		**480**	**67**	**161**	**.416**	**19**	**59**	**.322**	**39**	**47**	**.830**	**24**	**63**	**87**	**38**	**40**	**0**	**21**	**33**	**9**	**192**	**96.0**
Knicks	**2**		**480**	**72**	**170**	**.424**	**18**	**52**	**.346**	**27**	**41**	**.659**	**28**	**63**	**91**	**41**	**37**	**0**	**22**	**35**	**7**	**189**	**94.5**

2011-12 Knicks vs. Mavericks

Player	G	GS	Min	FG	FGA	Pct.	3P	3PA	Pct.	FT	FTA	Pct.	Off	Def	Reb	Ast	PF	Dq	Stl	TO	Blk	Pts	Avg
Lin	2	2	79	15	33	.455	4	11	.364	8	14	.571	1	6	7	21	1	0	7	9	1	42	21.0
Stoudemire	2	2	65	14	28	.500	0	0	---	9	12	.750	9	5	14	2	7	0	1	5	0	37	18.5
Novak	2	0	50	9	16	.563	8	12	.667	1	1	1.000	0	6	6	0	2	0	1	0	1	27	13.5
Chandler	2	2	61	8	12	.667	0	0	---	4	4	1.000	5	13	18	0	3	0	1	2	4	20	10.0
Smith	2	0	43	7	21	.333	3	9	.333	1	2	.500	0	4	4	2	5	0	1	2	0	18	9.0
Fields	2	2	47	8	17	.471	1	4	.250	0	0	---	3	11	14	6	3	0	4	5	0	17	8.5
Anthony	1	1	31	2	12	.167	0	3	.000	2	4	.500	2	6	8	1	1	0	0	2	0	6	6.0
Davis	1	0	15	3	10	.300	0	5	.000	0	0	---	0	2	2	3	3	0	0	1	0	6	6.0
Shumpert	2	1	42	4	13	.308	2	6	.333	0	0	---	3	1	4	3	6	0	4	4	0	10	5.0
Harrellson	1	0	13	1	3	.333	0	1	.000	0	0	---	2	5	7	1	3	0	2	0	0	2	2.0
Jeffries	2	0	35	1	5	.200	0	1	.000	2	4	.500	3	4	7	2	3	0	1	2	1	4	2.0
Knicks	**2**		**480**	**72**	**170**	**.424**	**18**	**52**	**.346**	**27**	**41**	**.659**	**28**	**63**	**91**	**41**	**37**	**0**	**22**	**35**	**7**	**189**	**94.5**
Mavericks	**2**		**480**	**67**	**161**	**.416**	**19**	**59**	**.322**	**39**	**47**	**.830**	**24**	**63**	**87**	**38**	**40**	**0**	**21**	**33**	**9**	**192**	**96.0**

DENVER NUGGETS
NBA

On the Nuggets' all-time lists, Knicks All-Star Carmelo Anthony ranks in the Top 10 in points, rebounds, assists and games played.

DID YOU KNOW

Pepsi Center
1000 Chopper Circle
Denver, CO 80204
(303) 405-1100

Executive Vice President of Basketball Operations.....Masai Ujiri
Head Coach.....George Karl
Assistant Coaches.....Melvin Hunt, Chad Iske, John Welch
Head Athletic Trainer/Traveling Secretary.....Jim Gillen
Director of Media Relations.....Tim Gelt
Media Relations Manager.....Nick O'Hayre
Home Court.....Pepsi Center (19,155)
Radio.....Jason Kosmicki (KRWZ 950 AM, KCKK 1510 AM/93.7 FM)
Television.....Chris Marlowe, Scott Hastings (Altitude Sports & Entertainment)

2011-12 Results

Jan. 21.....at MSG.....L.....114 - 119**

2012-13 Schedule

Dec. 9.....at MSG.....7:30 p.m.
Mar. 13.....at DEN.....10:30 p.m.

Overall Record.....40-35
Home Record.....25-13
MSG IV Record.....25-13
Road Record.....15-22
Pepsi Center Record.....3-9
Neutral Record.....0-0
Knicks High Points.....41, Al Harrington, Nov. 27, 2009
Nuggets High Points.....50, Carmelo Anthony, Nov. 27, 2009
Knicks Team High Points.....143, Jan. 22, 1978*
Nuggets Team High Points.....141, Jan. 22, 1978*

Overall Streak.....Lost 1
Last Win.....Dec. 12, 2010
Last Loss.....Jan. 21, 2012

Home Streak.....Lost 1
Last Win.....Dec. 12, 2010
Last Loss.....Jan. 21, 2012

Road Streak.....Lost 4
Last Win.....Nov. 8, 2006
Last Loss.....Nov. 16, 2010

2011-12 Nuggets vs. Knicks

Player	G	GS	Min	FG	FGA	Pct.	3P	3PA	Pct.	FT	FTA	Pct.	Off	Def	Reb	Ast	PF	Dq	Stl	TO	Blk	Pts	Avg
Gallinari	1	1	52	9	19	.474	1	3	.333	18	20	.900	3	8	11	2	4	0	1	2	0	37	37.0
Harrington	1	0	41	10	24	.417	4	12	.333	0	1	.000	3	8	11	1	5	0	0	3	0	24	24.0
Mozgov	1	1	30	6	11	.545	0	0	---	4	4	1.000	2	5	7	1	2	0	1	2	3	16	16.0
Miller	1	1	49	6	14	.429	1	3	.333	1	1	1.000	0	4	4	12	2	0	2	5	0	14	14.0
Nene	1	1	45	5	13	.385	0	0	---	2	6	.333	4	9	13	5	4	0	3	4	1	12	12.0
McGee (Tot)	2	2	56	10	15	.667	0	0	---	1	3	.333	2	17	19	1	10	0	0	4	7	21	10.5
Lawson	1	1	49	3	12	.250	0	4	.000	4	7	.571	2	6	8	7	3	0	3	3	0	10	10.0
Brewer	1	0	25	2	5	.400	0	2	.000	2	4	.500	1	3	4	1	0	0	2	1	0	6	6.0
Nuggets	**1**		**290**	**41**	**98**	**.418**	**6**	**24**	**.250**	**31**	**43**	**.721**	**15**	**43**	**58**	**29**	**20**	**0**	**12**	**21**	**4**	**119**	**119.0**
Knicks	**1**		**290**	**44**	**97**	**.454**	**11**	**33**	**.333**	**15**	**21**	**.714**	**11**	**39**	**50**	**24**	**34**	**1**	**8**	**24**	**7**	**114**	**114.0**

2011-12 Knicks vs. Nuggets

Player	G	GS	Min	FG	FGA	Pct.	3P	3PA	Pct.	FT	FTA	Pct.	Off	Def	Reb	Ast	PF	Dq	Stl	TO	Blk	Pts	Avg
Anthony	1	1	45	10	30	.333	1	7	.143	4	6	.667	1	9	10	5	5	0	1	6	0	25	25.0
Fields	1	1	46	8	14	.571	1	4	.250	1	3	.333	2	1	3	7	3	0	2	4	0	18	18.0
Shumpert	1	1	41	7	16	.438	2	5	.400	2	2	1.000	0	4	4	7	3	0	2	2	0	18	18.0
Walker	1	0	11	5	6	.833	3	4	.750	2	2	1.000	0	0	0	0	2	0	0	2	0	15	15.0
Stoudemire	1	1	45	4	9	.444	1	2	.500	3	4	.750	5	6	11	2	5	0	2	4	1	12	12.0
Douglas	1	0	30	4	10	.400	3	9	.333	0	0	---	0	4	4	2	4	0	1	3	0	11	11.0
Chandler	1	1	36	3	5	.600	0	0	---	2	2	1.000	3	7	10	0	6	1	0	1	3	8	8.0
Jeffries	1	0	19	2	3	.667	0	0	---	1	2	.500	0	2	2	1	5	0	0	0	3	5	5.0
Harrellson	1	0	17	1	4	.250	0	2	.000	0	0	---	0	6	6	0	1	0	0	1	0	2	2.0
Knicks	**1**		**290**	**44**	**97**	**.454**	**11**	**33**	**.333**	**15**	**21**	**.714**	**11**	**39**	**50**	**24**	**34**	**1**	**8**	**24**	**7**	**114**	**114.0**
Nuggets	**1**		**290**	**41**	**98**	**.418**	**6**	**24**	**.250**	**31**	**43**	**.721**	**15**	**43**	**58**	**29**	**20**	**0**	**12**	**21**	**4**	**119**	**119.0**

DETROIT PISTONS

NBA

Six Championship Drive
Auburn Hills, MI 48326
(248) 377-0100

President, Basketball Operations ..... Joe Dumars
Head Coach ..... Lawrence Frank
Assistant Coaches ..... Brian Hill, John Loyer, Roy Rogers, Dee Brown, Charles Klask, Bill Pope
Head Athletic Trainer ..... Mike Abdenour
Vice President, Public Relations ..... Kevin Grigg
Director, Media Relations ..... Cletus Lewis
Public Relations Coordinator ..... Michelle Fikany
Home Court ..... The Palace of Auburn Hills (22,076)
Radio ..... George Blaha, Mark Champion, Rick Mahorn (WXYT 97.1 FM)
Television ..... George Blaha, Greg Kelser (FS Detroit)

In his Knicks debut, Dave DeBusschere wore jersey No. 8 the day after his trade from the Pistons at Detroit – it was previously worn by the player he was traded for: Walt Bellamy.

DID YOU KNOW

2011-12 Results

Jan. 7	at DET	W	103 - 80
Jan. 31	at MSG	W	113 - 86
Mar. 24	at MSG	W	101 - 79

Overall Record 196-160
Home Record 104-50
MSG IV Record 68-28
Road Record 73-93
The Palace of Auburn Hills Record 18-30
Neutral Record 19-17
Knicks High Points ..... 49, Willie Naulls, Feb. 7, 1961
Pistons High Points ..... 51, Richard Hamilton, Dec. 27, 2006***
Knicks Team High Points ..... 151, Dec. 27, 2006***
Pistons Team High Points ..... 147, Dec. 13, 1959

2012-13 Schedule

Nov. 25	at MSG	1:00 p.m.
Jan. 17	at LONDON	TBA
Feb. 4	at MSG	7:30 p.m.
Mar. 6	at DET	7:30 p.m.

Overall Streak ..... Won 3
Last Win ..... Mar. 24, 2011
Last Loss ..... Mar. 18, 2011

Home Streak ..... Won 5
Last Win ..... Mar. 24, 2012
Last Loss ..... Apr. 8, 2009

Road Streak ..... Won 1
Last Win ..... Jan. 7, 2012
Last Loss ..... Mar. 18, 2011

2011-12 Pistons vs. Knicks

Player	G	GS	Min	FG	FGA	Pct.	3P	3PA	Pct.	FT	FTA	Pct.	Off	Def	Reb	Ast	PF	Dq	Stl	TO	Blk	Pts	Avg
Gordon	2	2	63	12	25	.480	6	13	.462	2	3	.667	0	4	4	5	5	0	3	9	1	32	16.0
Monroe	3	3	92	18	32	.563	0	0	---	4	8	.500	9	13	22	1	6	0	5	11	0	40	13.3
Stuckey	1	1	26	5	8	.625	0	0	---	3	3	1.000	0	0	0	3	2	0	0	3	0	13	13.0
Knight	3	3	98	14	38	.368	7	19	.368	2	4	.500	1	9	10	7	6	0	5	12	0	37	12.3
Jerebko	3	1	57	7	15	.467	2	4	.500	11	12	.917	4	5	9	1	7	0	2	1	1	27	9.0
Daye	2	0	41	5	14	.357	2	5	.400	2	2	1.000	1	5	6	3	2	0	1	3	1	14	7.0
Maxiell	3	1	69	6	14	.429	0	1	.000	9	9	1.000	4	8	12	2	9	0	1	2	1	21	7.0
Prince	3	3	79	8	29	.276	1	6	.167	3	5	.600	3	4	7	6	7	0	1	1	2	20	6.7
Wilkins	3	0	65	6	15	.400	0	2	.000	6	10	.600	2	5	7	5	6	0	3	3	0	18	6.0
Villanueva	1	0	6	1	6	.167	0	2	.000	3	3	1.000	0	1	1	0	0	0	0	1	1	5	5.0
Bynum	1	0	24	1	9	.111	0	1	.000	2	4	.500	2	4	6	1	3	0	1	1	0	4	4.0
Russell	2	0	38	3	10	.300	0	1	.000	2	2	1.000	0	3	3	7	3	0	2	6	0	8	4.0
Wallace	3	1	50	2	9	.222	0	0	---	0	2	.000	7	9	16	1	6	0	1	2	4	4	1.3
Macklin	2	0	12	1	1	1.000	0	0	---	0	2	.000	0	3	3	1	0	0	1	1	0	2	1.0
Pistons	**3**		**720**	**89**	**225**	**.396**	**18**	**54**	**.333**	**49**	**69**	**.710**	**33**	**73**	**106**	**43**	**62**	**0**	**26**	**60**	**11**	**245**	**81.7**
Knicks	**3**		**720**	**119**	**231**	**.515**	**23**	**66**	**.348**	**56**	**75**	**.747**	**34**	**98**	**132**	**71**	**62**	**0**	**37**	**49**	**16**	**317**	**105.7**

2011-12 Knicks vs. Pistons

Player	G	GS	Min	FG	FGA	Pct.	3P	3PA	Pct.	FT	FTA	Pct.	Off	Def	Reb	Ast	PF	Dq	Stl	TO	Blk	Pts	Avg
Stoudemire	3	3	83	20	36	.556	0	2	.000	14	18	.778	6	14	20	9	8	0	2	5	4	54	18.0
Anthony	3	3	93	19	40	.475	3	8	.375	12	13	.923	1	7	8	14	5	0	2	6	3	53	17.7
Chandler	3	3	91	14	19	.737	0	0	---	14	22	.636	8	26	34	4	3	0	5	3	2	42	14.0
Smith	1	0	27	6	14	.429	1	6	.167	1	1	1.000	3	4	7	2	4	0	1	1	0	14	14.0
Fields	3	3	81	11	21	.524	5	10	.500	1	2	.500	3	9	12	9	1	0	7	4	2	28	9.3
Bibby	2	0	21	4	7	.571	4	5	.800	4	4	1.000	0	5	5	4	3	0	1	1	0	16	8.0
Shumpert	3	2	82	11	25	.440	1	4	.250	0	0	---	1	6	7	12	8	0	5	7	0	23	7.7
Harrellson	2	0	39	7	15	.467	1	5	.200	0	2	.000	8	6	14	1	4	0	3	4	1	15	7.5
Lin	3	1	34	5	8	.625	2	4	.500	9	11	.818	0	4	4	7	3	0	3	8	0	21	7.0
Walker	2	0	34	5	10	.500	2	7	.286	1	1	1.000	0	2	2	3	8	0	2	2	0	13	6.5
Balkman	2	0	19	6	8	.750	0	1	.000	0	0	---	2	6	8	0	3	0	1	0	1	12	6.0
Davis	1	0	19	2	5	.400	1	3	.333	0	0	---	0	1	1	2	3	0	2	4	1	5	5.0
Novak	3	0	32	4	9	.444	3	8	.375	0	1	.000	0	2	2	1	3	0	0	0	0	11	3.7
Douglas	3	0	30	3	9	.333	0	3	.000	0	0	---	0	1	1	2	4	0	2	0	0	6	2.0
Jeffries	1	0	21	1	3	.333	0	0	---	0	0	---	1	3	4	0	1	0	1	0	2	2	2.0
Jordan	3	0	13	1	2	.500	0	0	---	0	0	---	1	2	3	1	1	0	0	0	0	2	0.7
Knicks	**3**		**720**	**119**	**231**	**.515**	**23**	**66**	**.348**	**56**	**75**	**.747**	**34**	**98**	**132**	**71**	**62**	**0**	**37**	**49**	**16**	**317**	**105.7**
Pistons	**3**		**720**	**89**	**225**	**.396**	**18**	**54**	**.333**	**49**	**69**	**.710**	**33**	**73**	**106**	**43**	**62**	**0**	**26**	**60**	**11**	**245**	**81.7**

GOLDEN STATE WARRIORS

NBA

1011 Broadway
Oakland, CA 94607
(510) 986-2200

General Manager ..... Bob Myers
Head Coach ..... Mark Jackson
Assistant Coaches ..... Michael Malone, Pete Myers, Jerry DeGregorio, Darren Erman, Bob Beyer, Kris Weems
Head Athletic Trainer ..... Chad Bergman
Vice President, Public Relations ..... Raymond Ridder
Executive Director, Public Relations ..... Dan Martinez
Assistants, Public Relations ..... Brett Winkler, Ryan Donough
Director, Corporate Communications ..... Lisa Goodwin
Home Court ..... Oracle Arena (19,596)
Radio ..... Tim Roye (KNBR 680/1050 AM)
Television ..... Bob Fitzgerald, Jim Barnett (Comcast SportsNet Bay Area)

On the Knicks' all-time lists, Warriors Head Coach Mark Jackson still ranks in the Top 10 in assists and steals.

DID YOU KNOW

2011-12 Results

Dec. 28	at GSW	L	78 - 92

Overall Record 158-169
Home Record 85-63
MSG IV Record 34-23
Road Record 58-83
ORACLE Arena Record 20-29
Neutral Record 15-23
Knicks High Points ..... 50, Richie Guerin, Feb. 25, 1962
Warriors High Points ..... 100, Wilt Chamberlain, Mar. 2, 1962
Knicks Team High Points ..... 149, Feb. 25, 1962
Warriors Team High Points ..... 169, Mar. 2, 1962

2012-13 Schedule

Feb. 27	at MSG	7:30 p.m.
Mar. 11	at GSW	10:30 p.m.

Overall Streak ..... Lost 1
Last Win ..... Nov. 19, 2010
Last Loss ..... Dec. 28, 2011

Home Streak ..... Lost 2
Last Win ..... Nov. 29, 2008
Last Loss ..... Nov. 10, 2010

Road Streak ..... Lost 1
Last Win ..... Nov. 19, 2010
Last Loss ..... Dec. 28, 2011

2011-12 Warriors vs. Knicks

Player	G	GS	Min	FG	FGA	Pct.	3P	3PA	Pct.	FT	FTA	Pct.	Off	Def	Reb	Ast	PF	Dq	Stl	TO	Blk	Pts	Avg
Ellis	1	1	34	8	22	.364	2	6	.333	4	5	.800	0	1	1	8	1	0	1	3	0	22	22.0
Rush	1	0	26	7	13	.538	2	3	.667	3	4	.750	1	5	6	2	4	0	2	1	2	19	19.0
Lee	1	1	39	4	8	.500	0	0	---	5	9	.556	1	4	5	1	1	0	1	4	0	13	13.0
Bogut (Tot)	1	1	33	5	9	.556	0	0	---	1	2	.500	0	5	5	2	5	0	2	4	1	11	11.0
Smith	1	1	29	5	13	.385	1	2	.500	0	0	---	1	5	6	4	0	0	2	1	0	11	11.0
McGuire	1	0	18	3	3	1.000	0	0	---	2	2	1.000	1	1	2	0	1	0	1	1	0	8	8.0
D. Wright	1	1	42	3	9	.333	1	4	.250	1	2	.500	1	7	8	2	2	0	1	0	1	8	8.0
Udoh	1	0	13	2	2	1.000	0	0	---	0	0	---	0	2	2	1	2	0	3	0	0	4	4.0
Brown	1	0	12	1	3	.333	0	0	---	1	2	.500	5	5	10	1	3	0	0	3	0	3	3.0
Biedrins	1	1	14	1	1	1.000	0	0	---	0	0	---	1	6	7	0	2	0	0	0	1	2	2.0
Thompson	1	0	8	1	2	.500	0	1	.000	0	0	---	0	0	0	0	1	0	0	1	0	2	2.0
Ford (Tot)	1	0	6	0	1	.000	0	0	---	0	0	---	0	0	0	1	0	0	0	0	0	0	0.0
Jefferson (Tot)	1	1	26	0	5	.000	0	4	.000	0	0	---	0	5	5	0	1	0	1	1	0	0	0.0
Jenkins	1	0	5	0	0	---	0	0	---	0	0	---	0	0	0	1	0	0	1	0	0	0	0.0
Tyler	1	0	1	0	1	.000	0	0	---	0	0	---	0	0	0	0	0	0	0	0	0	0	0.0
Warriors	**1**		**240**	**35**	**77**	**.455**	**6**	**16**	**.375**	**16**	**24**	**.667**	**11**	**36**	**47**	**20**	**17**	**0**	**12**	**16**	**4**	**92**	**92.0**
Knicks	**1**		**240**	**28**	**70**	**.400**	**4**	**21**	**.190**	**18**	**25**	**.720**	**4**	**27**	**31**	**15**	**21**	**0**	**7**	**15**	**0**	**78**	**78.0**

2011-12 Knicks vs. Warriors

Player	G	GS	Min	FG	FGA	Pct.	3P	3PA	Pct.	FT	FTA	Pct.	Off	Def	Reb	Ast	PF	Dq	Stl	TO	Blk	Pts	Avg
Stoudemire	1	1	38	5	14	.357	0	0	---	6	10	.600	2	8	10	0	3	0	1	4	0	16	16.0
Fields	1	1	29	5	10	.500	1	4	.250	3	4	.750	0	2	2	3	0	0	3	4	0	14	14.0
Walker	1	0	27	6	8	.750	2	3	.667	0	0	---	1	1	2	0	2	0	1	1	0	14	14.0
Anthony	1	1	35	3	13	.231	0	4	.000	7	9	.778	0	2	2	1	4	0	0	1	0	13	13.0
Douglas	1	1	28	3	11	.273	0	5	.000	0	0	---	0	6	6	2	2	0	1	2	0	6	6.0
Balkman	1	0	15	2	4	.500	0	1	.000	0	0	---	0	2	2	2	1	0	0	0	0	4	4.0
Jordan	1	0	6	1	1	1.000	0	0	---	2	2	1.000	1	1	2	0	0	0	0	0	0	4	4.0
Novak	1	0	14	1	1	1.000	1	1	1.000	0	0	---	0	0	0	1	1	0	0	0	0	3	3.0
Bibby	1	0	22	1	5	.200	0	2	.000	0	0	---	0	2	2	4	1	0	1	1	0	2	2.0
Chandler	1	1	22	1	1	1.000	0	0	---	0	0	---	0	3	3	2	5	0	0	1	0	2	2.0
Harrellson	1	0	4	0	1	.000	0	1	.000	0	0	---	0	0	0	0	2	0	0	1	0	0	0.0
Lin	1	0	1	0	1	.000	0	0	---	0	0	---	0	0	0	0	0	0	0	0	0	0	0.0
Knicks	**1**		**240**	**28**	**70**	**.400**	**4**	**21**	**.190**	**18**	**25**	**.720**	**4**	**27**	**31**	**15**	**21**	**0**	**7**	**15**	**0**	**78**	**78.0**
Warriors	**1**		**240**	**35**	**77**	**.455**	**6**	**16**	**.375**	**16**	**24**	**.667**	**11**	**36**	**47**	**20**	**17**	**0**	**12**	**16**	**4**	**92**	**92.0**

HOUSTON ROCKETS

NBA

Toyota Center
1510 Polk Street
Houston, TX 77002
(713) 758-7200

General Manager &
Managing Director Basketball Operations ..... Daryl Morey
Head Coach ..... Kevin McHale
Assistant Coaches ..... Kelvin Sampson, John-Blair Bickerstaff, Chris Finch, Dean Cooper
Senior Vice President of Basketball Operations
Head Athletic Trainer ..... Keith Jones
Director of Media Relations ..... Nelson Luis
Senior Manager of Media & Player Relations ..... Tracey Hughes
Senior Manager of Media Services ..... Bob Schranz
Home Court ..... Toyota Center (18,023)
Radio ..... Craig Ackerman, Joel Blank (KBME 790 AM); Adrian Chavarria (KEYH 850 AM Spanish)
Television ..... Bill Worrell, Matt Bullard, Clyde Drexler (Comcast SportsNet Houston)

The Knicks opening game at the current MSG against the Rockets – then from San Diego – resulted in a 114–102 victory on Feb. 14, 1968.

DID YOU KNOW

2011-12 Results

Jan. 28	at HOU	L	84 - 97

2012-13 Schedule

Nov. 23	at HOU	8:00 p.m.
Dec. 17	at MSG	7:30 p.m.

Overall Record 69-60
Home Record 41-22
MSG IV Record 39-22
Road Record 27-37
Toyota Center Record 1-8
Neutral Record 1-1
Knicks High Points ..... 43, Walt Frazier, Oct. 30, 1969
Rockets High Points ..... 42, Hakeem Olajuwon, Jan. 16, 1993
Knicks Team High Points ..... 130, Nov. 20, 1979*
130, Nov. 16, 1979
Rockets Team High Points ..... 139, Mar. 19, 1980

Overall Streak ..... Lost 5
Last Win ..... Jan. 26, 2009
Last Loss ..... Jan. 28, 2012

Home Streak ..... Lost 2
Last Win ..... Jan. 26, 2009
Last Loss ..... Nov. 14, 2010

Road Streak ..... Lost 7
Last Win ..... Nov. 18, 2004
Last Loss ..... Jan. 28, 2012

2011-12 Rockets vs. Knicks

Player	G	GS	Min	FG	FGA	Pct.	3P	3PA	Pct.	FT	FTA	Pct.	Off	Def	Reb	Ast	PF	Dq	Stl	TO	Blk	Pts	Avg
Budinger	1	0	24	7	12	.583	2	4	.500	3	3	1.000	0	2	2	3	0	0	0	1	0	19	19.0
Dragic	1	0	27	6	8	.750	1	2	.500	3	4	.750	0	0	0	5	2	0	1	6	1	16	16.0
Hill	1	0	22	6	7	.857	0	0	---	2	2	1.000	3	8	11	0	4	0	1	2	0	14	14.0
Lee	1	1	30	6	12	.500	1	2	.500	1	1	1.000	0	3	3	1	0	0	4	0	0	14	14.0
Scola	1	1	23	6	13	.462	0	0	---	0	0	---	1	5	6	3	3	0	0	4	0	12	12.0
Dalembert	1	1	22	3	6	.500	0	0	---	1	2	.500	4	10	14	0	2	0	0	2	4	7	7.0
Patterson	1	0	21	3	7	.429	0	0	---	0	0	---	1	2	3	2	4	0	0	0	0	6	6.0
Adrien	1	0	4	0	1	.000	0	0	---	4	6	.667	0	1	1	0	1	0	0	1	0	4	4.0
Lowry	1	1	27	1	6	.167	0	3	.000	1	2	.500	0	3	3	4	3	0	1	0	0	3	3.0
Camby (Tot)	1	1	25	1	1	1.000	0	0	---	0	0	---	1	2	3	0	3	0	2	2	0	2	2.0
Flynn	1	0	4	0	1	.000	0	0	---	2	2	1.000	0	0	0	0	0	0	0	0	0	2	2.0
Parsons	1	1	29	0	4	.000	0	1	.000	0	0	---	0	3	3	1	0	0	2	0	0	0	0.0
Thabeet	1	0	4	0	0	---	0	0	---	0	0	---	0	1	1	0	1	0	0	0	0	0	0.0
Williams	1	0	4	0	0	---	0	0	---	0	0	---	0	0	0	0	0	0	0	0	0	0	0.0
Rockets	**1**		**240**	**38**	**77**	**.494**	**4**	**12**	**.333**	**17**	**22**	**.773**	**9**	**38**	**47**	**19**	**20**	**0**	**9**	**17**	**5**	**97**	**97.0**
Knicks	**1**		**240**	**34**	**89**	**.382**	**5**	**26**	**.192**	**11**	**15**	**.733**	**15**	**25**	**40**	**17**	**16**	**0**	**10**	**16**	**3**	**84**	**84.0**

2011-12 Knicks vs. Rockets

Player	G	GS	Min	FG	FGA	Pct.	3P	3PA	Pct.	FT	FTA	Pct.	Off	Def	Reb	Ast	PF	Dq	Stl	TO	Blk	Pts	Avg
Stoudemire	1	1	36	10	20	.500	0	0	---	3	4	.750	3	5	8	0	2	0	3	1	2	23	23.0
Chandler	1	1	32	5	7	.714	0	0	---	4	5	.800	5	6	11	2	1	0	2	2	1	14	14.0
Shumpert	1	0	28	5	13	.385	0	2	.000	1	2	.500	2	0	2	2	3	0	1	2	0	11	11.0
Lin	1	0	20	3	9	.333	0	1	.000	3	4	.750	1	2	3	6	1	0	1	3	0	9	9.0
Douglas	1	1	27	3	13	.231	1	5	.200	0	0	---	0	3	3	4	1	0	0	3	0	7	7.0
Jeffries	1	0	12	2	3	.667	1	1	1.000	0	0	---	1	1	2	0	3	0	0	1	0	5	5.0
Walker	1	1	22	2	9	.222	1	7	.143	0	0	---	1	4	5	2	2	0	0	1	0	5	5.0
Jordan	1	0	4	2	2	1.000	0	0	---	0	0	---	1	0	1	0	2	0	0	0	0	4	4.0
Balkman	1	0	12	1	3	.333	1	3	.333	0	0	---	0	2	2	0	1	0	1	1	0	3	3.0
Novak	1	0	19	1	5	.200	1	4	.250	0	0	---	0	0	0	0	0	0	0	0	0	3	3.0
Bibby	1	0	9	0	3	.000	0	2	.000	0	0	---	0	0	0	0	0	0	1	2	0	0	0.0
Fields	1	1	18	0	2	.000	0	1	.000	0	0	---	1	2	3	1	0	0	1	0	0	0	0.0
Knicks	**1**		**240**	**34**	**89**	**.382**	**5**	**26**	**.192**	**11**	**15**	**.733**	**15**	**25**	**40**	**17**	**16**	**0**	**10**	**16**	**3**	**84**	**84.0**
Rockets	**1**		**240**	**38**	**77**	**.494**	**4**	**12**	**.333**	**17**	**22**	**.773**	**9**	**38**	**47**	**19**	**20**	**0**	**9**	**17**	**5**	**97**	**97.0**

INDIANA PACERS

NBA

125 South Pennsylvania Street
Indianapolis, IN 46204
(317) 917-2500

President of Basketball Operations ..... Donnie Walsh
Head Coach ..... Frank Vogel
Assistant Coaches ..... Brian Shaw, Jim Boylen, Dan Burke, Jimmy Powell
Head Athletic Trainer/Team Administrator ..... Josh Corbeil
Director/Media Relations ..... David Benner
Senior Public Information Manager ..... Krissy Myers
Public Information Assistant ..... Tim Edwards
Home Court ..... Bankers Life Fieldhouse (18,165)
Radio ..... Mark Boyle, Bob Leonard, Kevin Lee (1070 AM)
Television ..... Quinn Buckner, Chris Denari, Austin Croshere, Brooke Olzendam (FSN Indiana)

On the Pacers' all-time lists, Knicks Assistant Coach Herb Williams still ranks in the Top 10 in points, rebounds, assists, blocks and minutes played.

DID YOU KNOW

2011-12 Results

Mar. 16	at MSG	W	115 - 100
Mar. 17	at IND	W	107 - 88
Apr. 3	at IND	L	104 - 112

2012-13 Schedule

Nov. 18	at MSG	noon
Jan. 10	at IND	8:00 p.m.
Feb. 20	at IND	7:00 p.m.
Apr. 14	at MSG	3:30 p.m.

Overall Record 84-69
Home Record 54-22
MSG IV Record 54-22
Road Record 29-48
Bakers Life Fieldhouse Record 7-18
Neutral Record 0-0
Knicks High Points ..... 52, Bernard King, Nov. 24, 1984
Pacers High Points ..... 47, Chuck Person, Jan. 31, 1989
Knicks Team High Points ..... 141, Dec. 20, 1988
Pacers Team High Points ..... 132, Apr. 16, 2008

Overall Streak ..... Lost 1
Last Win ..... Mar. 17, 2012
Last Loss ..... Apr. 3, 2012

Home Streak ..... Won 1
Last Win ..... Mar. 16, 2012
Last Loss ..... Mar. 13, 2011

Road Streak ..... Lost 1
Last Win ..... Mar. 17, 2012
Last Loss ..... Apr. 3, 2012

2011-12 Pacers vs. Knicks

Player	G	GS	Min	FG	FGA	Pct.	3P	3PA	Pct.	FT	FTA	Pct.	Off	Def	Reb	Ast	PF	Dq	Stl	TO	Blk	Pts	Avg
Granger	3	3	99	17	46	.370	7	19	.368	6	8	.750	3	13	16	2	7	0	2	5	2	47	15.7
George	3	3	85	13	31	.419	3	12	.250	12	17	.706	2	16	18	5	13	0	5	6	3	41	13.7
Collison	3	3	94	14	31	.452	0	4	.000	10	11	.909	2	11	13	12	7	0	1	8	0	38	12.7
Hibbert	3	3	84	15	32	.469	0	0	---	8	10	.800	8	12	20	5	9	0	0	3	4	38	12.7
Barbosa (Tot)	3	0	66	12	28	.429	0	4	.000	11	12	.917	3	8	11	1	5	0	3	4	0	35	11.7
Barbosa (IND)	1	0	22	5	10	.500	0	1	.000	2	2	1.000	1	1	2	0	0	0	2	0	0	12	12.0
Jones	3	0	47	9	16	.563	3	7	.429	8	10	.800	3	5	8	1	10	0	0	1	0	29	9.7
Price	2	0	25	5	13	.385	3	6	.500	5	7	.714	0	4	4	2	1	0	0	1	0	18	9.0
Hansbrough	3	0	56	7	19	.368	0	0	---	9	9	1.000	8	4	12	1	6	0	0	3	0	23	7.7
Hill	3	0	78	7	20	.350	2	11	.182	6	8	.750	2	7	9	11	5	0	3	2	0	22	7.3
West	3	3	73	8	16	.500	0	0	---	4	6	.667	3	6	9	6	8	0	1	5	2	20	6.7
Amundson	3	0	45	4	7	.571	0	0	---	2	4	.500	6	4	10	3	7	0	0	4	1	10	3.3
Stephenson	1	0	8	1	4	.250	0	1	.000	0	0	---	0	1	1	2	0	0	1	2	0	2	2.0
Pendergraph	1	0	6	0	1	.000	0	0	---	0	0	---	0	4	4	1	1	0	0	0	0	0	0.0
Pacers	**3**		**720**	**105**	**246**	**.427**	**18**	**61**	**.295**	**72**	**92**	**.783**	**38**	**88**	**126**	**51**	**74**	**0**	**15**	**42**	**12**	**300**	**100.0**
Knicks	**3**		**720**	**111**	**241**	**.461**	**28**	**72**	**.389**	**71**	**93**	**.763**	**40**	**94**	**134**	**52**	**71**	**0**	**25**	**37**	**21**	**321**	**107.0**

2011-12 Knicks vs. Pacers

Player	G	GS	Min	FG	FGA	Pct.	3P	3PA	Pct.	FT	FTA	Pct.	Off	Def	Reb	Ast	PF	Dq	Stl	TO	Blk	Pts	Avg
Anthony	3	3	92	27	56	.482	2	12	.167	11	17	.647	5	16	21	10	10	0	4	6	1	67	22.3
Lin	2	2	59	9	17	.529	1	2	.500	13	14	.929	1	11	12	11	7	0	1	5	1	32	16.0
Smith	3	0	85	13	34	.382	6	17	.353	6	6	1.000	6	9	15	7	6	0	1	3	1	38	12.7
Chandler	3	3	99	14	21	.667	0	0	---	8	13	.615	15	15	30	4	11	0	2	6	8	36	12.0
Stoudemire	2	2	60	7	17	.412	0	0	---	10	10	1.000	4	10	14	0	5	0	2	0	1	24	12.0
Fields	3	3	76	9	20	.450	2	7	.286	11	16	.688	2	12	14	6	3	0	5	3	1	31	10.3
Novak	3	0	49	9	18	.500	9	18	.500	0	0	---	0	6	6	0	4	0	1	2	2	27	9.0
Shumpert	3	1	86	6	19	.316	2	6	.333	6	9	.667	1	5	6	5	9	0	4	5	0	20	6.7
Davis	2	1	36	5	11	.455	2	4	.500	1	1	1.000	0	4	4	4	4	0	1	0	0	13	6.5
Harrellson	2	0	17	5	6	.833	1	1	1.000	0	0	---	0	2	2	0	4	0	0	0	2	11	5.5
Jeffries	2	0	25	3	8	.375	0	0	---	5	7	.714	5	1	6	0	4	0	1	1	3	11	5.5
Douglas	1	0	15	1	6	.167	1	2	.500	0	0	---	0	1	1	2	0	0	1	2	0	3	3.0
Bibby	3	0	18	3	8	.375	2	3	.667	0	0	---	0	2	2	2	4	0	1	1	1	8	2.7
Jordan	1	0	3	0	0	---	0	0	---	0	0	---	1	0	1	1	0	0	1	0	0	0	0.0
Knicks	**3**		**720**	**111**	**241**	**.461**	**28**	**72**	**.389**	**71**	**93**	**.763**	**40**	**94**	**134**	**52**	**71**	**0**	**25**	**37**	**21**	**321**	**107.0**
Pacers	**3**		**720**	**105**	**246**	**.427**	**18**	**61**	**.295**	**72**	**92**	**.783**	**38**	**88**	**126**	**51**	**74**	**0**	**15**	**42**	**12**	**300**	**100.0**

LOS ANGELES CLIPPERS

NBA

Los Angeles Clippers Training Center
6951 South Centinela Avenue
Playa Vista, CA 90094
(310) 862-6000

Vice President of Basketball Operations ..... Gary Sacks
Head Coach ..... Vinny Del Negro
Assistant Coaches ..... Marc Iavaroni, Bob Ociepka, Robert Pack
Head Athletic Trainer ..... Jasen Powell
Vice President, Communications ..... Joe Safety
Director, Communications ..... Rob Raichlen
Assistant Director, Communications ..... Seth Burton
Assistant Director, Media Services ..... Ta'Nisha Cooper
Media Services Coordinator ..... Steven Esparza
Home Court ..... STAPLES Center (19,060)
Radio .... Brian Sieman, Ralph Lawler, Michael Smith (KFWB 980 AM); Celso Gaspar (1330 AM Spanish)
Television ..... Ralph Lawler, Michael Smith (Prime Ticket)

Knicks Assistant Coach Jim Todd was the head coach of the Clippers for 37 games during the 1999-2000 season.

DID YOU KNOW

2011-12 Results

Apr. 25 ..... at MSG ..... W ..... 99 - 93

2012-13 Schedule

Feb. 10 ..... at MSG ..... 1:00 p.m.
Mar. 17 ..... at LAC ..... 3:30 p.m.

Overall Record 69-47
Home Record 42-18
MSG IV Record 42-18
Road Record 27-28
STAPLES Center Record 2-10
Neutral Record 0-1
Knicks High Points ..... 44, Patrick Ewing, Jan. 29, 1991*
44, Patrick Ewing, Jan. 7, 1990*
Clippers High Points ..... 44, Blake Griffin, Nov. 20, 2010
Knicks Team High Points ..... 138, Jan. 3, 1980
Clippers Team High Points ..... 140, Mar. 25, 2009*

Overall Streak ..... Won 1
Last Win ..... Apr. 25, 2012
Last Loss ..... Feb. 9, 2011

Home Streak ..... Won 1
Last Win ..... Apr. 25, 2012
Last Loss ..... Feb. 9, 2011

Road Streak ..... Won 2
Last Win ..... Nov. 20, 2010
Last Loss ..... Feb. 11, 2009*

2011-12 Clippers vs. Knicks

Player	G	GS	Min	FG	FGA	Pct.	3P	3PA	Pct.	FT	FTA	Pct.	Off	Def	Reb	Ast	PF	Dq	Stl	TO	Blk	Pts	Avg
Griffin	1	1	41	11	14	.786	0	1	.000	7	14	.500	3	7	10	6	4	0	2	1	0	29	29.0
Foye	1	1	43	9	23	.391	4	12	.333	6	7	.857	1	4	5	4	2	0	3	1	0	28	28.0
Young (Tot)	3	2	89	14	35	.400	5	13	.385	3	4	.750	0	7	7	3	7	0	1	5	0	36	12.0
Young (LAC)	1	0	15	2	4	.500	1	1	1.000	0	0	---	0	0	0	0	2	0	0	1	0	5	5.0
Butler	1	1	33	3	8	.375	3	6	.500	0	0	---	1	2	3	1	3	0	1	4	1	9	9.0
Williams	1	0	26	3	9	.333	3	4	.750	0	0	---	1	2	3	3	0	0	0	3	0	9	9.0
Jordan	1	1	29	2	4	.500	0	0	---	1	2	.500	2	8	10	0	1	0	0	0	0	5	5.0
Martin	1	0	22	2	2	1.000	0	0	---	0	2	.000	1	4	5	0	3	0	0	1	1	4	4.0
Bledsoe	1	1	27	1	5	.200	0	1	.000	0	0	---	0	3	3	5	4	0	0	2	1	2	2.0
Evans	1	0	4	1	1	1.000	0	0	---	0	0	---	0	1	1	0	1	0	0	0	0	2	2.0
Clippers	**1**		**240**	**34**	**70**	**.486**	**11**	**25**	**.440**	**14**	**25**	**.560**	**9**	**31**	**40**	**19**	**20**	**0**	**6**	**14**	**3**	**93**	**93.0**
Knicks	**1**		**240**	**36**	**77**	**.468**	**9**	**24**	**.375**	**18**	**24**	**.750**	**8**	**28**	**36**	**18**	**18**	**0**	**9**	**8**	**2**	**99**	**99.0**

2011-12 Knicks vs. Clippers

Player	G	GS	Min	FG	FGA	Pct.	3P	3PA	Pct.	FT	FTA	Pct.	Off	Def	Reb	Ast	PF	Dq	Stl	TO	Blk	Pts	Avg
Smith	1	0	30	7	13	.538	3	7	.429	4	4	1.000	1	1	2	5	3	0	4	2	0	21	21.0
Anthony	1	1	28	7	16	.438	0	2	.000	3	4	.750	0	6	6	3	1	0	1	1	0	17	17.0
Novak	1	0	27	4	8	.500	4	7	.571	2	2	1.000	0	3	3	0	3	0	1	0	0	14	14.0
Davis	1	1	19	5	10	.500	2	5	.400	0	0	---	0	0	0	1	0	0	1	1	0	12	12.0
Chandler	1	1	32	2	4	.500	0	0	---	7	10	.700	2	3	5	0	2	0	1	2	1	11	11.0
Stoudemire	1	1	29	4	9	.444	0	0	---	2	3	.667	2	5	7	1	4	0	0	2	1	10	10.0
Fields	1	0	22	4	8	.500	0	0	---	0	1	.000	1	2	3	1	1	0	0	0	0	8	8.0
Shumpert	1	1	24	3	5	.600	0	1	.000	0	0	---	2	5	7	2	1	0	1	0	0	6	6.0
Bibby	1	0	21	0	4	.000	0	2	.000	0	0	---	0	1	1	5	1	0	0	0	0	0	0.0
Gadzuric	1	0	8	0	0	---	0	0	---	0	0	---	0	2	2	0	2	0	0	0	0	0	0.0
Knicks	**1**		**240**	**36**	**77**	**.468**	**9**	**24**	**.375**	**18**	**24**	**.750**	**8**	**28**	**36**	**18**	**18**	**0**	**9**	**8**	**2**	**99**	**99.0**
Clippers	**1**		**240**	**34**	**70**	**.486**	**11**	**25**	**.440**	**14**	**25**	**.560**	**9**	**31**	**40**	**19**	**20**	**0**	**6**	**14**	**3**	**93**	**93.0**

LOS ANGELES LAKERS

NBA

555 North Nash Street
El Segundo, CA 90245
(310) 426-6000

General Manager ..... Mitch Kupchak
Head Coach ..... Mike Brown
Assistant Coaches ..... Bernie Bickerstaff, Steve Clifford, Eddie Jordan, Darvin Ham, Chuck Person
Head Athletic Trainer ..... Gary Vitti
Vice President, Public Relations ..... John Black
Senior Managers, Public Relations ..... Alison Bogli, Josh Rupprecht
Coordinator, Public Relations ..... Nick Mazzella
Assistant, Public Relations ..... Matt Fleer
Home Court ..... STAPLES Center (18,997)
Radio ..... John Ireland, Mychal Thompson (ESPN 710 AM); Fernando Gonzalez, Pepe Mantilla (1330 AM Spanish)
Television .. Bill Macdonald, Stu Lantz (Time Warner Cable Sportsnet); Adrain Garcia Marquez, Francisco Pinto (Time Warner Cable Deportes)

The Knicks post an overall all-time record of 22-25 on Christmas Day and have only played away from MSG seven times.

DID YOU KNOW

2011-12 Results

Dec. 29 ..... at LAL ..... L ..... 82 - 99
Feb. 10 ..... at MSG ..... W ..... 92 - 85

2012-13 Schedule

Dec. 13 ..... at MSG ..... 8:00 p.m.
Dec. 25 ..... at LAL ..... 3:00 p.m.

Overall Record 112-163
Home Record 65-60
MSG IV Record 24-32
Road Record 38-86
STAPLES Center Record 3-10
Neutral Record 9-17
Knicks High Points ..... 53, Allan Houston, Feb. 16, 2003
53, Willis Reed, Nov. 1, 1967
Lakers High Points ..... 71, Elgin Baylor, Nov. 15, 1960
Knicks Team High Points ..... 142, Dec. 31, 1857
Lakers Team High Points ..... 152, Jan. 15, 1966

Overall Streak ..... Won 1
Last Win ..... Feb. 10, 2012
Last Loss ..... Dec. 29, 2011

Home Streak ..... Won 1
Last Win ..... Feb. 10, 2012
Last Loss ..... Feb. 11, 2011

Road Streak ..... Lost 5
Last Win ..... Feb. 13, 2007
Last Loss ..... Dec. 29, 2011

2011-12 Lakers vs. Knicks

Player	G	GS	Min	FG	FGA	Pct.	3P	3PA	Pct.	FT	FTA	Pct.	Off	Def	Reb	Ast	PF	Dq	Stl	TO	Blk	Pts	Avg
Bryant	2	2	75	21	46	.457	2	8	.250	18	23	.783	3	11	14	7	3	0	2	8	1	62	31.0
Gasol	2	2	68	13	22	.591	0	0	---	6	6	1.000	4	16	20	6	9	0	1	4	4	32	16.0
Hill (Tot)	1	0	22	6	7	.857	0	0	---	2	2	1.000	3	8	11	0	4	0	1	2	0	14	14.0
Barnes	2	0	42	8	12	.667	2	5	.400	0	0	---	3	5	8	4	10	1	1	4	1	18	9.0
Blake	2	0	54	6	20	.300	4	13	.308	1	2	.500	1	3	4	6	3	0	3	1	0	17	8.5
Kapono	2	0	22	4	4	1.000	3	3	1.000	1	1	1.000	0	2	2	0	2	0	1	0	0	12	6.0
Fisher	2	2	45	4	14	.286	1	3	.333	2	4	.500	1	1	2	3	1	0	0	2	0	11	5.5
McRoberts	2	1	30	4	7	.571	0	0	---	2	2	1.000	1	6	7	1	7	0	3	0	2	10	5.0
Sessions (Tot)	2	0	35	4	9	.444	1	1	1.000	0	0	---	0	4	4	9	3	0	1	5	0	9	4.5
World Peace	2	1	36	3	9	.333	1	3	.333	2	3	.667	0	4	4	1	6	0	0	7	0	9	4.5
Murphy	2	0	48	3	7	.429	1	3	.333	0	0	---	1	9	10	5	6	0	1	2	0	7	3.5
Bynum	1	1	35	1	8	.125	0	0	---	1	2	.500	3	10	13	2	5	0	0	2	3	3	3.0
Goudelock	2	0	8	1	3	.333	1	2	.500	0	0	---	0	1	1	0	2	0	0	1	0	3	1.5
Ebanks	1	1	14	0	1	.000	0	0	---	0	2	.000	1	2	3	1	3	0	0	0	1	0	0.0
Walton	1	0	2	0	0	---	0	0	---	0	0	---	0	0	0	0	0	0	0	0	0	0	0.0
Lakers	**2**		**480**	**68**	**153**	**.444**	**15**	**40**	**.375**	**33**	**45**	**.733**	**18**	**70**	**88**	**36**	**57**	**1**	**12**	**34**	**12**	**184**	**92.0**
Knicks	**2**		**480**	**54**	**144**	**.375**	**11**	**43**	**.256**	**55**	**75**	**.733**	**17**	**56**	**73**	**31**	**37**	**0**	**20**	**27**	**7**	**174**	**87.0**

2011-12 Knicks vs. Lakers

Player	G	GS	Min	FG	FGA	Pct.	3P	3PA	Pct.	FT	FTA	Pct.	Off	Def	Reb	Ast	PF	Dq	Stl	TO	Blk	Pts	Avg
Anthony	1	1	37	8	14	.571	2	4	.500	9	10	.900	1	6	7	5	3	0	0	5	1	27	27.0
Lin	2	1	40	13	24	.542	2	4	.500	12	15	.800	1	3	4	7	1	0	2	6	0	40	20.0
Stoudemire	1	1	32	4	17	.235	1	1	1.000	6	6	1.000	1	1	2	0	3	0	3	4	2	15	15.0
Shumpert	1	0	26	5	13	.385	0	0	---	2	3	.667	1	1	2	3	5	0	2	1	0	12	12.0
Chandler	2	2	75	5	8	.625	0	0	---	12	18	.667	7	15	22	1	4	0	3	4	3	22	11.0
Jeffries	1	1	33	4	7	.571	0	1	.000	3	5	.600	3	6	9	3	2	0	2	1	0	11	11.0
Novak	2	0	39	5	12	.417	4	11	.364	1	1	1.000	0	5	5	0	0	0	1	2	0	15	7.5
Fields	2	2	57	3	14	.214	1	5	.200	4	8	.500	0	6	6	4	7	0	2	0	0	11	5.5
Douglas	1	1	33	2	8	.250	0	4	.000	1	1	1.000	0	3	3	5	1	0	1	1	0	5	5.0
Walker	2	1	48	3	14	.214	1	6	.167	1	2	.500	0	3	3	3	8	0	4	2	0	8	4.0
Balkman	1	0	10	0	1	.000	0	0	---	3	4	.750	1	2	3	0	1	0	0	0	0	3	3.0
Harrellson	1	0	16	1	6	.167	0	2	.000	1	2	.500	2	1	3	0	1	0	0	0	1	3	3.0
Bibby	2	0	32	1	6	.167	0	5	.000	0	0	---	0	4	4	0	1	0	0	0	0	2	1.0
Jordan	1	0	2	0	0	---	0	0	---	0	0	---	0	0	0	0	0	0	0	0	0	0	0.0
Knicks	**2**		**480**	**54**	**144**	**.375**	**11**	**43**	**.256**	**55**	**75**	**.733**	**17**	**56**	**73**	**31**	**37**	**0**	**20**	**27**	**7**	**174**	**87.0**
Lakers	**2**		**480**	**68**	**153**	**.444**	**15**	**40**	**.375**	**33**	**45**	**.733**	**18**	**70**	**88**	**36**	**57**	**1**	**12**	**34**	**12**	**184**	**92.0**

MEMPHIS GRIZZLIES
NBA

191 Beale Street
Memphis, TN 38103
(901) 205-1234

General Manager
Vice President of Basketball Operations ..... Chris Wallace
Head Coach ..... Lionel Hollins
Assistant Coaches ..... David Joerger, Henry Bibby, Bob Thornton, Barry Hecker, Mitchell Anderson
Head Athletic Trainer ..... Drew Graham
Director of Communications ..... Jason Wallace
Basketball Communications Coordinator ..... Ross Wooden
Corporate Communications Coordinator ..... Toiaya Crawford
Home Court ..... FedEx Forum (18,119)
Radio ..... Eric Hasseltine, Hank McDowell, Elliot Perry (WMFS ESPN 92.9 FM/680 AM)
Television ..... Pete Pranica, Sean Tuohy, Brevin Knight, Rob Fischer (FS Tennessee/SportSouth)

New York set a franchise record of 20 three-pointers on Mar. 17, 2011 versus Memphis, falling three shy of tying an NBA record.

DID YOU KNOW

2011-12 Results

Jan. 12 ..... at MEM ..... L ..... 83 - 94

2012-13 Schedule

Nov. 16 ..... at MEM ..... 9:30 p.m.
Mar. 27 ..... at MSG ..... 7:30 p.m.

Overall Record 18-13
Home Record 9-6
MSG IV Record 9-6
Road Record 9-7
FedEx Forum Record 3-5
Neutral Record 0-0
Knicks High Points ..... 31, Carmelo Anthony, Mar. 9, 2011
31, Quentin Richardson, Nov. 1, 2006***
31, Al Harrington, Feb. 27, 2010
Grizzlies High Points ..... 36, Pau Gasol, Mar. 24, 2006
Knicks Team High Points ..... 132, Nov. 12, 2008
Grizzlies Team High Points ..... 130, Apr. 2, 2008

Overall Streak ..... Lost 1
Last Win ..... Mar. 17, 2011
Last Loss ..... Jan. 12, 2012

Home Streak ..... Won 1
Last Win ..... Mar. 17, 2011
Last Loss ..... Feb. 27, 2010

Road Streak ..... Lost 1
Last Win ..... Mar. 9, 2011
Last Loss ..... Jan. 12, 2012

2011-12 Grizzlies vs. Knicks

Player	G	GS	Min	FG	FGA	Pct.	3P	3PA	Pct.	FT	FTA	Pct.	Off	Def	Reb	Ast	PF	Dq	Stl	TO	Blk	Pts	Avg
Gay	1	1	35	11	16	.688	1	2	.500	3	4	.750	1	4	5	2	0	0	1	2	1	26	26.0
Mayo	1	0	21	7	12	.583	4	7	.571	0	0	---	0	8	8	0	0	0	0	3	0	18	18.0
Allen	1	1	26	5	8	.625	0	0	---	2	2	1.000	2	3	5	1	1	0	5	1	1	12	12.0
Gasol	1	1	40	3	7	.429	0	0	---	4	6	.667	1	11	12	5	3	0	1	2	4	10	10.0
Conley	1	1	33	3	9	.333	0	0	---	3	4	.750	0	1	1	7	1	0	1	1	0	9	9.0
Selby	1	0	15	2	3	.667	1	1	1.000	4	4	1.000	0	2	2	2	0	0	0	3	0	9	9.0
Cunningham	1	0	25	3	7	.429	0	0	---	2	4	.500	2	1	3	2	1	0	1	1	0	8	8.0
Hudson (Tot)	1	0	24	2	8	.250	0	5	.000	0	0	---	0	6	6	3	0	0	1	4	0	4	4.0
Speights (Tot)	1	1	22	0	6	.000	0	0	---	2	2	1.000	1	8	9	1	2	0	0	1	0	2	2.0
Speights (MEM)	1	1	22	0	6	.000	0	0	---	2	2	1.000	1	8	9	1	2	0	0	1	0	2	2.0
Davis	1	0	3	0	0	---	0	0	---	0	0	---	0	0	0	0	0	0	0	0	0	0	0.0
Pargo	1	0	3	0	1	.000	0	0	---	0	0	---	0	0	0	0	0	0	0	0	0	0	0.0
Pondexter	1	0	10	0	3	.000	0	1	.000	0	4	.000	1	1	2	0	3	0	0	1	0	0	0.0
Young	1	0	8	0	3	.000	0	1	.000	0	0	---	0	1	1	0	0	0	0	1	0	0	0.0
Grizzlies	**1**		**240**	**34**	**75**	**.453**	**6**	**12**	**.500**	**20**	**30**	**.667**	**8**	**40**	**48**	**20**	**11**	**0**	**9**	**16**	**6**	**94**	**94.0**
Knicks	**1**		**240**	**31**	**83**	**.373**	**11**	**26**	**.423**	**10**	**11**	**.909**	**8**	**33**	**41**	**19**	**23**	**0**	**8**	**18**	**3**	**83**	**83.0**

2011-12 Knicks vs. Grizzlies

Player	G	GS	Min	FG	FGA	Pct.	3P	3PA	Pct.	FT	FTA	Pct.	Off	Def	Reb	Ast	PF	Dq	Stl	TO	Blk	Pts	Avg
Anthony	1	1	20	6	11	.545	1	1	1.000	1	1	1.000	0	3	3	2	2	0	0	1	0	14	14.0
Walker	1	0	21	5	8	.625	4	7	.571	0	0	---	0	3	3	1	4	0	1	0	1	14	14.0
Shumpert	1	1	29	5	20	.250	1	4	.250	1	1	1.000	0	2	2	3	2	0	4	6	1	12	12.0
Fields	1	1	27	3	5	.600	1	1	1.000	2	2	1.000	1	5	6	2	2	0	2	3	0	9	9.0
Douglas	1	0	24	3	13	.231	1	5	.200	1	1	1.000	1	1	2	4	1	0	1	3	0	8	8.0
Harrellson	1	0	28	3	5	.600	2	4	.500	0	0	---	0	7	7	1	3	0	0	1	1	8	8.0
Stoudemire	1	1	20	1	7	.143	0	0	---	4	4	1.000	1	2	3	1	4	0	0	2	0	6	6.0
Novak	1	0	11	2	4	.500	1	2	.500	0	0	---	0	1	1	0	0	0	0	0	0	5	5.0
Balkman	1	0	11	1	3	.333	0	0	---	1	2	.500	0	1	1	0	2	0	0	0	0	3	3.0
Bibby	1	0	19	1	4	.250	0	2	.000	0	0	---	1	1	2	3	2	0	0	1	0	2	2.0
Chandler	1	1	30	1	3	.333	0	0	---	0	0	---	4	7	11	2	1	0	0	1	0	2	2.0
Knicks	**1**		**240**	**31**	**83**	**.373**	**11**	**26**	**.423**	**10**	**11**	**.909**	**8**	**33**	**41**	**19**	**23**	**0**	**8**	**18**	**3**	**83**	**83.0**
Grizzlies	**1**		**240**	**34**	**75**	**.453**	**6**	**12**	**.500**	**20**	**30**	**.667**	**8**	**40**	**48**	**20**	**11**	**0**	**9**	**16**	**6**	**94**	**94.0**

MIAMI HEAT
NBA

601 Biscayne Boulevard
Miami, FL 33132
(786) 777-1615

President ..... Pat Riley
Head Coach ..... Erik Spoelstra
Assistant Coaches ..... Bob McAdoo, Keith Askins, Ron Rothstein, David Fizdale, Chad Kammerer, Octavio DeLaGrana, Bill Foran
Head Athletic Trainer/Travel Coordinator ..... Jay Sabol
Vice President, Sports Media Relations ..... Tim Donovan
Director of Sports Media Relations ..... Rob Wilson
Assistant Director of Sports Media Relations ..... Michael Lissack
Sports Media Relations Manager ..... Nick Maiorana
Home Court ..... AmericanAirlines Arena (19,600)
Radio ..... Mike Inglis, John Crotty (790 AM); José Pañeda, Joe Pujala (WQBA 1140 AM Spanish)
Television ..... Eric Reid, Tony Fiorentino, Jason Jackson (Sun Sports)

Carmelo Anthony, LeBron James and David Robinson are the only American male basketball players to have appeared in three Summer Olympics.

DID YOU KNOW

2011-12 Results

Jan. 27 ..... at MIA ..... L ..... 89 - 99
Feb. 23 ..... at MIA ..... L ..... 88 - 102
Apr. 15 ..... at MSG ..... L ..... 85 - 93

2012-13 Schedule

Nov. 2 ..... at MSG ..... 8:00 p.m.
Dec. 6 ..... at MIA ..... 8:00 p.m.
Mar. 3 ..... at MSG ..... 1:00 p.m.
Apr. 2 ..... at MIA ..... 8:00 p.m.

Overall Record 55-42
Home Record 32-17
MSG IV Record 32-17
Road Record 23-25
AmericanAirlines Arena Record 9-15
Neutral Record 0-0
Knicks High Points ..... 52, Jamal Crawford, Jan. 26, 2007
Heat High Points ..... 55, Dwyane Wade, Apr. 12, 2009
Knicks Team High Points ..... 132, Mar. 2, 1989
Heat Team High Points ..... 128, Feb. 23, 1990

Overall Streak ..... Lost 3
Last Win ..... Feb. 27, 2011
Last Loss ..... Apr. 15, 2012

Home Streak ..... Lost 1
Last Win ..... Jan. 27, 2011
Last Loss ..... Apr. 15, 2012

Road Streak ..... Lost 2
Last Win ..... Feb. 27, 2011
Last Loss ..... Feb. 23, 2012

2011-12 Heat vs. Knicks

Player	G	GS	Min	FG	FGA	Pct.	3P	3PA	Pct.	FT	FTA	Pct.	Off	Def	Reb	Ast	PF	Dq	Stl	TO	Blk	Pts	Avg
James	3	3	121	29	58	.500	1	8	.125	21	25	.840	4	23	27	18	9	0	7	14	2	80	26.7
Wade	3	3	106	31	59	.525	0	4	.000	16	17	.941	6	10	16	13	7	0	7	9	3	78	26.0
Bosh	3	3	101	23	50	.460	0	2	.000	8	10	.800	6	25	31	3	8	0	2	5	2	54	18.0
Battier	3	0	60	6	15	.400	4	7	.571	2	4	.500	4	4	8	4	4	0	2	2	1	18	6.0
Cole	3	0	53	7	17	.412	0	3	.000	4	6	.667	2	4	6	3	3	0	3	3	0	18	6.0
Chalmers	3	3	76	6	17	.353	2	8	.250	1	2	.500	0	9	9	7	10	0	4	4	1	15	5.0
Jones	1	0	25	1	4	.250	1	4	.250	2	2	1.000	0	2	2	1	0	0	1	0	0	5	5.0
Miller	3	0	48	5	9	.556	2	5	.400	0	0	---	1	6	7	1	3	0	0	1	0	12	4.0
Haslem	3	1	69	5	11	.455	0	0	---	0	0	---	3	14	17	0	10	0	2	2	1	10	3.3
Anthony	3	2	60	2	3	.667	0	0	---	0	0	---	5	5	10	0	9	0	0	1	10	4	1.3
Heat	**3**		**720**	**115**	**243**	**.473**	**10**	**41**	**.244**	**54**	**66**	**.818**	**31**	**102**	**133**	**50**	**63**	**0**	**28**	**41**	**20**	**294**	**98.0**
Knicks	**3**		**720**	**92**	**236**	**.390**	**34**	**90**	**.378**	**44**	**59**	**.746**	**30**	**83**	**113**	**53**	**59**	**1**	**23**	**54**	**9**	**262**	**87.3**

2011-12 Knicks vs. Heat

Player	G	GS	Min	FG	FGA	Pct.	3P	3PA	Pct.	FT	FTA	Pct.	Off	Def	Reb	Ast	PF	Dq	Stl	TO	Blk	Pts	Avg
Anthony	2	2	78	21	47	.447	3	8	.375	16	19	.842	5	11	16	6	8	0	1	2	1	61	30.5
Walker	1	0	31	7	12	.583	7	10	.700	0	0	---	1	6	7	1	6	1	1	6	1	21	21.0
Douglas	1	1	36	6	18	.333	4	8	.500	0	0	---	0	0	0	5	2	0	1	3	1	16	16.0
Smith	2	0	65	11	26	.423	6	14	.429	2	4	.500	3	7	10	5	3	0	6	3	1	30	15.0
Stoudemire	2	2	67	9	21	.429	0	1	.000	7	8	.875	3	8	11	4	5	0	1	10	3	25	12.5
Chandler	3	3	106	10	15	.667	0	0	---	8	14	.571	7	19	26	1	8	0	3	1	1	28	9.3
Fields	3	3	84	10	29	.345	2	6	.333	4	4	1.000	3	12	15	9	4	0	2	4	0	26	8.7
Lin	1	1	34	1	11	.091	0	2	.000	6	6	1.000	1	5	6	3	1	0	3	8	0	8	8.0
Novak	3	0	51	8	17	.471	8	16	.500	0	0	---	0	1	1	0	2	0	0	4	0	24	8.0
Shumpert	2	2	58	3	10	.300	2	6	.333	0	0	---	1	5	6	7	8	0	3	3	0	8	4.0
Bibby	2	0	18	2	10	.200	2	9	.222	0	0	---	0	1	1	2	0	0	0	1	0	6	3.0
Jeffries	3	0	50	3	7	.429	0	3	.000	0	0	---	6	7	13	3	9	0	1	1	0	6	2.0
Davis	2	1	40	1	13	.077	0	7	.000	1	4	.250	0	1	1	7	3	0	1	6	1	3	1.5
Knicks	**3**		**720**	**92**	**236**	**.390**	**34**	**90**	**.378**	**44**	**59**	**.746**	**30**	**83**	**113**	**53**	**59**	**1**	**23**	**54**	**9**	**262**	**87.3**
Heat	**3**		**720**	**115**	**243**	**.473**	**10**	**41**	**.244**	**54**	**66**	**.818**	**31**	**102**	**133**	**50**	**63**	**0**	**28**	**41**	**20**	**294**	**98.0**

MILWAUKEE BUCKS
NBA

1001 North Fourth Street
Milwaukee, WI 53203
(414) 227-0500

General Manager ..... John Hammond
Head Coach ..... Scott Skiles
Assistant Coaches ..... Jim Boylan, Joe Wolf, Sidney Moncrief, Bill Peterson, Anthony Goldwire
Head Athletic Trainer ..... Marc Boff
Director of Public Relations ..... Dan Smyczek
Public Relations Manager ..... Mark Rosenberg
Public Relations Coordinator ..... Kristen Deahl
Home Court ..... BMO Harris Bradley Center (18,717)
Radio ..... Ted Davis, Dennis Krause (WTMJ 620 AM)
Television ..... Jim Paschke, Jon McGlocklin (Fox Sports Wisconsin)

On 1/29/99, John Starks set a single-game franchise record with 9 three-pointers against the Bucks.

DID YOU KNOW

2011-12 Results

Jan. 20	at MSG	L	86 - 100
Mar. 9	at MIL	L	114 - 119
Mar. 26	at MSG	W	89 - 80
Apr. 11	at MIL	W	111 - 107

Overall Record 92-96
Home Record 53-40
MSG IV Record 53-40
Road Record 38-56
Bradley Center Record 22-23
Neutral Record 1-0
Knicks High Points ..... 50, Allan Houston, Mar. 16, 2003
Bucks High Points ..... 41, Kareem Abdul-Jabbar, Jan. 2, 1970
Knicks Team High Points ..... 150, Dec. 16, 1977***
Bucks Team High Points ..... 152, Dec. 16, 1977***

2012-13 Schedule

Nov. 28	at MIL	8:00 p.m.
Feb. 1	at MSG	7:30 p.m.
Apr. 5	at MSG	7:30 p.m.

Overall Streak ..... Won 2
Last Win ..... Apr. 11, 2012
Last Loss ..... Mar. 9, 2012

Home Streak ..... Won 1
Last Win ..... Mar. 26, 2012
Last Loss ..... Jan. 20, 2012

Road Streak ..... Won 1
Last Win ..... Apr. 11, 2012
Last Loss ..... Mar. 9, 2012

2011-12 Bucks vs. Knicks

Player	G	GS	Min	FG	FGA	Pct.	3P	3PA	Pct.	FT	FTA	Pct.	Off	Def	Reb	Ast	PF	Dq	Stl	TO	Blk	Pts	Avg
Jennings	4	4	149	40	86	.465	12	35	.343	6	9	.667	6	11	17	27	7	0	5	14	0	98	24.5
Ellis (Tot)	3	3	112	24	61	.393	5	15	.333	8	10	.800	1	11	12	22	6	0	5	12	0	61	20.3
Ellis (MIL)	2	2	78	16	39	.410	3	9	.333	4	5	.800	1	10	11	14	5	0	4	9	0	39	19.5
Dunleavy	4	0	115	25	49	.510	10	24	.417	11	15	.733	4	12	16	13	7	0	2	5	1	71	17.8
Bogut	1	1	33	5	9	.556	0	0	---	1	2	.500	0	5	5	2	5	0	2	4	1	11	11.0
Ilyasova	4	3	91	11	23	.478	4	6	.667	8	9	.889	5	10	15	3	9	0	4	8	0	34	8.5
Delfino	4	4	101	12	25	.480	6	16	.375	0	1	.000	1	11	12	5	13	1	7	4	0	30	7.5
Gooden	4	3	81	8	31	.258	0	3	.000	12	16	.750	11	15	26	6	8	0	4	8	0	28	7.0
Sanders	2	0	28	6	11	.545	0	0	---	1	2	.500	7	6	13	1	8	0	1	3	6	13	6.5
Udrih	4	0	71	11	22	.500	0	3	.000	3	5	.600	0	7	7	12	3	0	2	3	0	25	6.3
Udoh (Tot)	3	0	56	8	14	.571	0	0	---	2	4	.500	4	7	11	2	7	0	5	2	3	18	6.0
Udoh (MIL)	2	0	44	6	12	.500	0	0	---	2	4	.500	4	5	9	1	5	0	2	2	3	14	7.0
Mbah a Moute	4	0	95	8	21	.381	0	0	---	5	9	.556	9	16	25	1	15	0	5	7	2	21	5.3
Livingston	4	1	54	8	14	.571	0	0	---	4	4	1.000	2	4	6	5	3	0	1	2	0	20	5.0
Brown (Tot)	1	0	12	1	3	.333	0	0	---	1	2	.500	5	5	10	1	3	0	0	3	0	3	3.0
Harris	2	1	13	1	3	.333	0	1	.000	0	2	.000	1	0	1	0	2	0	0	0	0	2	1.0
Brockman	1	0	1	0	0	---	0	0	---	0	0	---	0	1	1	0	0	0	0	0	0	0	0.0
Leuer	1	1	7	0	0	---	0	0	---	0	0	---	0	3	3	1	1	0	0	0	0	0	0.0
Bucks	**4**		**960**	**157**	**345**	**.455**	**35**	**97**	**.361**	**57**	**83**	**.687**	**51**	**116**	**167**	**91**	**91**	**1**	**39**	**72**	**13**	**406**	**101.5**
Knicks	**4**		**960**	**140**	**310**	**.452**	**26**	**86**	**.302**	**94**	**116**	**.810**	**44**	**130**	**174**	**80**	**84**	**1**	**41**	**82**	**13**	**400**	**100.0**

2011-12 Knicks vs. Bucks

Player	G	GS	Min	FG	FGA	Pct.	3P	3PA	Pct.	FT	FTA	Pct.	Off	Def	Reb	Ast	PF	Dq	Stl	TO	Blk	Pts	Avg
Anthony	4	4	149	39	89	.438	5	14	.357	34	40	.850	8	24	32	7	11	0	3	12	4	117	29.3
Stoudemire	2	2	74	17	28	.607	0	0	---	8	10	.800	5	17	22	0	9	1	2	8	2	42	21.0
Lin	1	1	41	8	14	.571	1	2	.500	3	5	.600	1	0	1	13	5	0	4	5	0	20	20.0
Chandler	3	3	107	11	18	.611	0	1	.000	21	24	.875	9	23	32	2	14	0	2	8	2	43	14.3
Fields	4	4	123	19	31	.613	1	7	.143	2	5	.400	6	16	22	14	4	0	7	8	1	41	10.3
Novak	3	0	67	9	18	.500	6	13	.462	4	6	.667	1	6	7	1	1	0	1	4	0	28	9.3
Davis	3	2	84	9	26	.346	2	9	.222	7	8	.875	2	9	11	19	6	0	5	15	0	27	9.0
Smith	3	1	75	9	29	.310	4	15	.267	4	4	1.000	3	11	14	5	8	0	2	6	0	26	8.7
Shumpert	4	3	112	10	29	.345	3	10	.300	8	9	.889	4	11	15	13	12	0	8	8	0	31	7.8
Harrellson	3	0	45	5	10	.500	2	6	.333	1	3	.333	3	6	9	0	7	0	3	2	2	13	4.3
Walker	1	0	22	1	4	.250	1	3	.333	0	0	---	0	2	2	1	3	0	1	1	0	3	3.0
Douglas	1	0	15	1	6	.167	0	2	.000	0	0	---	0	2	2	2	2	0	2	4	0	2	2.0
Jeffries	2	0	18	1	4	.250	0	0	---	2	2	1.000	2	0	2	0	1	0	0	0	2	4	2.0
Bibby	3	0	30	1	4	.250	1	4	.250	0	0	---	0	3	3	3	1	0	1	0	0	3	1.0
Knicks	**4**		**960**	**140**	**310**	**.452**	**26**	**86**	**.302**	**94**	**116**	**.810**	**44**	**130**	**174**	**80**	**84**	**1**	**41**	**82**	**13**	**400**	**100.0**
Bucks	**4**		**960**	**157**	**345**	**.455**	**35**	**97**	**.361**	**57**	**83**	**.687**	**51**	**116**	**167**	**91**	**91**	**1**	**39**	**72**	**13**	**406**	**101.5**

MINNESOTA TIMBEROLVES
NBA

Minneapolis was the site of the 1994 NBA All-Star Game – the last time three Knicks players represented the East in the same year (Ewing, Oakley, Starks).

DID YOU KNOW

600 First Avenue North
Minneapolis, MN 55403
(612) 673-1600

President of Basketball Operations ..... David Kahn
Head Coach ..... Rick Adelman
Assistant Coaches ..... Terry Porter, Jack Sikma, T.R. Dunn, Bill Bayno
Head Athletic Trainer ..... Gregg Farnam
Director of Public Relations ..... Mike Cristaldi
Senior Public Relations Coordinator ..... Aaron Seehusen
Communications Manager ..... Dan Bell
Home Court ..... Target Center (19,356)
Radio ..... Alan Horton (WCCO 830 AM)
Television ..... Dave Benz, Jim Petersen (Fox Sports North)

2011-12 Results

Feb. 11	at MIN	W	100 - 98

Overall Record 25-19
Home Record 15-7
MSG IV Record 15-7
Road Record 10-12
Target Center Record 10-11
Neutral Record 0-0
Knicks High Points ..... 37, Allan Houston, Dec. 2, 2000
Timberwolves High Points ..... 35, Michael Beasley, Nov. 12, 2010
35, Wally Szczerbiak, Nov. 6, 2001
35, Kevin Garnett, Nov. 11, 1999
Knicks Team High Points ..... 132, Jan. 26, 2010
Timberwolves Team High Points ..... 120, Dec. 26, 2008

2012-13 Schedule

Dec. 23	at MSG	5:00 p.m.
Feb. 8	at MIN	8:00 p.m.

Overall Streak ..... Won 2
Last Win ..... Feb. 11, 2012
Last Loss ..... Nov. 12, 2010

Home Streak ..... Won 2
Last Win ..... Dec. 6, 2010
Last Loss ..... Dec. 26, 2008

Road Streak ..... Won 1
Last Win ..... Feb. 11, 2012
Last Loss ..... Mar. 12, 2010

2011-12 Timberwolves vs. Knicks

Player	G	GS	Min	FG	FGA	Pct.	3P	3PA	Pct.	FT	FTA	Pct.	Off	Def	Reb	Ast	PF	Dq	Stl	TO	Blk	Pts	Avg
Love	1	1	43	10	21	.476	2	6	.333	10	10	1.000	3	18	21	0	3	0	1	3	1	32	32.0
Pekovic	1	1	30	9	10	.900	0	0	---	3	3	1.000	6	7	13	2	4	0	1	4	1	21	21.0
Rubio	1	1	35	5	15	.333	0	2	.000	2	2	1.000	0	2	2	8	2	0	3	2	1	12	12.0
Barea	1	0	21	4	10	.400	1	4	.250	2	2	1.000	1	2	3	5	1	0	2	5	0	11	11.0
Beasley	1	0	31	3	9	.333	1	2	.500	1	2	.500	0	2	2	0	1	0	0	1	1	8	8.0
Williams	1	0	14	3	6	.500	0	0	---	0	0	---	0	3	3	1	2	0	1	3	0	6	6.0
Ridnour	1	1	27	2	7	.286	1	4	.250	0	0	---	0	0	0	1	6	1	1	2	0	5	5.0
Webster	1	0	10	1	1	1.000	1	1	1.000	0	0	---	0	1	1	0	0	0	0	0	0	3	3.0
Ellington	1	0	11	0	3	.000	0	0	---	0	0	---	0	0	0	1	1	0	0	1	0	0	0.0
Johnson	1	1	17	0	2	.000	0	0	---	0	0	---	0	1	1	0	1	0	0	1	0	0	0.0
Timberwolves	**1**		**240**	**37**	**84**	**.440**	**6**	**19**	**.316**	**18**	**19**	**.947**	**10**	**36**	**46**	**18**	**21**	**1**	**9**	**23**	**4**	**98**	**98.0**
Knicks	**1**		**240**	**40**	**84**	**.476**	**7**	**19**	**.368**	**13**	**22**	**.591**	**7**	**31**	**38**	**20**	**22**	**1**	**13**	**20**	**1**	**100**	**100.0**

2011-12 Knicks vs. Timberwolves

Player	G	GS	Min	FG	FGA	Pct.	3P	3PA	Pct.	FT	FTA	Pct.	Off	Def	Reb	Ast	PF	Dq	Stl	TO	Blk	Pts	Avg
Lin	1	1	39	8	24	.333	0	3	.000	4	7	.571	2	4	6	8	3	0	3	6	0	20	20.0
Shumpert	1	0	29	9	16	.563	2	4	.500	0	0	---	1	0	1	2	6	1	4	3	0	20	20.0
Fields	1	1	35	8	10	.800	0	1	.000	3	4	.750	1	3	4	4	2	0	0	5	0	19	19.0
Novak	1	0	29	5	10	.500	4	6	.667	1	1	1.000	0	6	6	0	1	0	0	1	0	15	15.0
Chandler	1	1	37	6	10	.600	0	0	---	0	2	.000	2	5	7	3	5	0	2	1	1	12	12.0
Jeffries	1	1	30	3	5	.600	0	0	---	2	4	.500	1	7	8	1	4	0	3	1	0	8	8.0
Bibby	1	0	16	1	4	.250	1	3	.333	0	0	---	0	4	4	0	0	0	0	1	0	3	3.0
Walker	1	1	24	0	5	.000	0	2	.000	3	4	.750	0	2	2	2	1	0	1	1	0	3	3.0
Knicks	**1**		**240**	**40**	**84**	**.476**	**7**	**19**	**.368**	**13**	**22**	**.591**	**7**	**31**	**38**	**20**	**22**	**1**	**13**	**20**	**1**	**100**	**100.0**
Timberwolves	**1**		**240**	**37**	**84**	**.440**	**6**	**19**	**.316**	**18**	**19**	**.947**	**10**	**36**	**46**	**18**	**21**	**1**	**9**	**23**	**4**	**98**	**98.0**

NEW ORLEANS HORNETS

NBA

5800 Airline Drive
New Orleans, LA 7003
(504) 593-4700

General Manager ..... Dell Demps
Head Coach ..... Monty Williams
Assistant Coaches ..... Randy Ayers, Dave Hanners, Bryan Gates, Fred Vinson
Head Athletic Trainer ..... Jon Ishop
Senior Vice President of Communications/Broadcasting ..... Greg Bensel
Vice President of Communications ..... Harold Kaufman
Director of Basketball Communications ..... Dennis Rogers
Home Court ..... New Orleans Arena (17,188)
Radio ..... Sean Kelley, John DeShazier (WWL 105.3 FM)
Television ..... Joel Meyers, David Wesley, Jen Hale (Fox Sports New Orleans)

Hornets Head Coach Monty Williams wore the Orange & Blue for 55 games from 1994 through 1996.

DID YOU KNOW

2011-12 Results

Feb. 17 ..... at MSG ..... L ..... 85 - 89

2012-13 Schedule

Nov. 20 ..... at NOH ..... 8:00 p.m.
Jan. 13 ..... at MSG ..... noon

Overall Record 42-34
Home Record 24-14
MSG IV Record 24-14
Road Record 18-20
New Orleans Arena Record 5-4
Neutral Record 0-0
Knicks High Points ..... 50, Patrick Ewing, Dec. 1, 1990
Hornets High Points ..... 40, Glen Rice, Feb. 2, 1997
Knicks Team High Points ..... 139, Feb. 23, 1989
Hornets Team High Points ..... 130, Nov. 2, 1990*

Overall Streak ..... Lost 1
Last Win ..... Mar. 2, 2011
Last Loss ..... Feb. 17, 2012

Home Streak ..... Lost 1
Last Win ..... Mar. 2, 2011
Last Loss ..... Feb. 17, 2012

Road Streak ..... Won 3
Last Win ..... Dec. 3, 2010
Last Loss ..... Apr. 4, 2008

2011-12 Hornets vs. Knicks

Player	G	GS	Min	FG	FGA	Pct.	3P	3PA	Pct.	FT	FTA	Pct.	Off	Def	Reb	Ast	PF	Dq	Stl	TO	Blk	Pts	Avg
Ariza	1	1	45	10	20	.500	4	7	.571	1	1	1.000	2	6	8	1	0	0	3	2	2	25	25.0
Belinelli	1	1	35	7	14	.500	1	3	.333	2	2	1.000	1	0	1	1	3	0	3	1	0	17	17.0
Vasquez	1	1	32	4	9	.444	2	2	1.000	5	6	.833	0	1	1	11	4	0	2	3	0	15	15.0
Ayon	1	1	29	6	9	.667	0	0	---	1	4	.250	3	8	11	2	4	0	2	0	0	13	13.0
Kaman	1	1	37	3	12	.250	0	0	---	6	6	1.000	1	7	8	6	3	0	0	2	0	12	12.0
Jack	1	0	21	1	6	.167	0	0	---	2	2	1.000	0	4	4	1	2	0	1	3	0	4	4.0
Ch. Johnson (Tot)	1	0	9	1	2	.500	0	0	---	1	1	1.000	1	1	2	0	3	0	0	2	0	3	3.0
Thomas	1	0	8	1	3	.333	0	0	---	0	0	---	0	1	1	0	4	0	1	0	0	2	2.0
Aminu	1	0	17	0	1	.000	0	0	---	1	2	.500	0	1	1	1	3	0	2	2	0	1	1.0
Henry (Tot)	1	0	10	0	1	.000	0	0	---	0	0	---	0	0	0	0	0	0	0	0	1	0	0.0
Henry (NOH)	1	0	10	0	1	.000	0	0	---	0	0	---	0	0	0	0	0	0	0	0	1	0	0.0
Jones (Tot)	1	0	4	0	0	---	0	0	---	0	0	---	2	0	2	0	2	0	0	4	0	0	0.0
Jones (NOH)	1	0	4	0	0	---	0	0	---	0	0	---	2	0	2	0	2	0	0	4	0	0	0.0
Hornets	**1**		**240**	**32**	**75**	**.427**	**7**	**12**	**.583**	**18**	**23**	**.783**	**9**	**28**	**37**	**23**	**25**	**0**	**14**	**18**	**3**	**89**	**89.0**
Knicks	**1**		**240**	**31**	**75**	**.413**	**4**	**24**	**.167**	**19**	**29**	**.655**	**15**	**32**	**47**	**13**	**17**	**1**	**9**	**21**	**5**	**85**	**85.0**

2011-12 Knicks vs. Hornets

Player	G	GS	Min	FG	FGA	Pct.	3P	3PA	Pct.	FT	FTA	Pct.	Off	Def	Reb	Ast	PF	Dq	Stl	TO	Blk	Pts	Avg
Lin	1	1	40	8	18	.444	2	5	.400	8	10	.800	0	2	2	5	4	0	4	9	0	26	26.0
Stoudemire	1	1	39	12	21	.571	0	1	.000	2	3	.667	5	7	12	0	0	0	1	2	0	26	26.0
Chandler	1	1	35	3	4	.750	0	0	---	4	8	.500	4	7	11	0	6	1	0	1	2	10	10.0
Shumpert	1	0	26	3	9	.333	1	4	.250	2	2	1.000	0	3	3	3	1	0	0	3	0	9	9.0
Novak	1	0	20	2	9	.222	1	7	.143	0	0	---	2	2	4	1	0	0	1	0	0	5	5.0
Fields	1	1	34	1	8	.125	0	3	.000	2	4	.500	0	4	4	3	1	0	0	2	1	4	4.0
Jeffries	1	0	22	1	1	1.000	0	0	---	1	2	.500	4	1	5	0	3	0	3	1	1	3	3.0
Walker	1	1	26	1	5	.200	0	4	.000	0	0	---	0	6	6	1	2	0	0	3	1	2	2.0
Knicks	**1**		**240**	**31**	**75**	**.413**	**4**	**24**	**.167**	**19**	**29**	**.655**	**15**	**32**	**47**	**13**	**17**	**1**	**9**	**21**	**5**	**85**	**85.0**
Hornets	**1**		**240**	**32**	**75**	**.427**	**7**	**12**	**.583**	**18**	**23**	**.783**	**9**	**28**	**37**	**23**	**25**	**0**	**14**	**18**	**3**	**89**	**89.0**

OKLAHOMA CITY THUNDER

NBA

Leadership Square
211 North Robinson, Suite 300
Oklahoma City, OK 73102
(405) 208-4800

Executive Vice President & General Manager ..... Sam Presti
Head Coach ..... Scott Brooks
Assistant Coaches ..... Mark Bryant, Maurice Cheeks, Rex Kalamian, Brian Keefe, Maz Trakh
Head Athletic Trainer ..... Joe Sharpe
Director of Basketball Communications ..... Matt Tumbleson
Managers of Basketball Communications . Michael Ravina, John Read
Home Court ..... Chesapeake Energy Arena (18,203)
Radio ..... Matt Pinto (WWLS 98.1 FM, 640 AM); Eleno Ornales (WKY 930 AM Spanish)
Television ..... Brian Davis, Grant Long (KSBI 52, Fox Sports Oklahoma)

Thunder Head Coach Scott Brooks wore the Orange & Blue for 38 games during the 1996–97 season.

DID YOU KNOW

2011-12 Results

Jan. 14 ..... at OCT ..... L ..... 92 - 104

2012-13 Schedule

Mar. 7 ..... at MSG ..... 8:00 p.m.
Apr. 7 ..... at OCT ..... 1:00 p.m.

Overall Record 62-56
Home Record 36-20
MSG IV Record 35-20
Road Record 23-33
Chesapeake Energy Arena Record 0-4
Neutral Record 3-3
Knicks High Points ..... 41, Patrick Ewing, Jan. 19, 1996*
Thunder High Points ..... 41, Xavier McDaniel, Jan. 20, 1988
Knicks Team High Points ..... 135, Dec. 26, 1967
SuperSonics Team High Points ..... 137, Dec. 26, 1967

Overall Streak ..... Lost 2
Last Win ..... Dec. 22, 2010
Last Loss ..... Jan. 14, 2012

Home Streak ..... Won 1
Last Win ..... Dec. 22, 2010
Last Loss ..... Feb. 20, 2010

Road Streak ..... Lost 5
Last Win ..... Jan. 5, 2007
Last Loss ..... Jan. 14, 2012

2011-12 Thunder vs. Knicks

Player	G	GS	Min	FG	FGA	Pct.	3P	3PA	Pct.	FT	FTA	Pct.	Off	Def	Reb	Ast	PF	Dq	Stl	TO	Blk	Pts	Avg
Durant	1	1	28	10	13	.769	1	2	.500	7	7	1.000	0	2	2	1	1	0	2	4	1	28	28.0
Harden	1	0	27	8	12	.667	3	5	.600	5	5	1.000	1	1	2	4	3	0	0	3	0	24	24.0
Westbrook	1	1	28	6	12	.500	2	3	.667	7	8	.875	1	7	8	8	1	0	3	2	0	21	21.0
Perkins	1	1	26	2	4	.500	0	0	---	5	6	.833	0	5	5	2	3	0	0	1	2	9	9.0
Fisher (Tot)	2	2	45	4	14	.286	1	3	.333	2	4	.500	1	1	2	3	1	0	0	2	0	11	5.5
Aldrich	1	0	8	1	2	.500	0	0	---	3	4	.750	0	1	1	0	2	0	1	1	1	5	5.0
Cook	1	0	17	2	8	.250	1	5	.200	0	0	---	1	4	5	0	1	0	0	0	0	5	5.0
Ibaka	1	1	24	2	4	.500	0	0	---	0	0	---	1	4	5	0	3	0	0	0	3	4	4.0
Mohammed	1	0	17	2	6	.333	0	0	---	0	0	---	0	1	1	1	1	0	1	1	2	4	4.0
Collison	1	0	17	1	1	1.000	0	0	---	0	0	---	1	1	2	1	1	0	0	2	1	2	2.0
Sefolosha	1	1	19	0	2	.000	0	1	.000	2	2	1.000	0	2	2	0	2	0	2	2	1	2	2.0
Hayward	1	0	6	0	2	.000	0	0	---	0	0	---	1	0	1	0	1	0	0	0	0	0	0.0
Ivey	1	0	6	0	1	.000	0	0	---	0	2	.000	0	0	0	0	0	0	0	0	0	0	0.0
Jackson	1	0	19	0	4	.000	0	2	.000	0	0	---	1	3	4	1	3	0	3	5	0	0	0.0
Thunder	**1**		**240**	**34**	**71**	**.479**	**7**	**18**	**.389**	**29**	**34**	**.853**	**7**	**31**	**38**	**18**	**22**	**0**	**12**	**21**	**11**	**104**	**104.0**
Knicks	**1**		**240**	**34**	**83**	**.410**	**5**	**19**	**.263**	**19**	**23**	**.826**	**15**	**28**	**43**	**18**	**23**	**0**	**12**	**22**	**3**	**92**	**92.0**

2011-12 Knicks vs. Thunder

Player	G	GS	Min	FG	FGA	Pct.	3P	3PA	Pct.	FT	FTA	Pct.	Off	Def	Reb	Ast	PF	Dq	Stl	TO	Blk	Pts	Avg
Chandler	1	1	27	3	3	1.000	0	0	---	8	8	1.000	5	2	7	1	1	0	0	3	1	14	14.0
Douglas	1	0	14	5	10	.500	0	3	.000	4	4	1.000	1	1	2	0	1	0	2	2	0	14	14.0
Stoudemire	1	1	32	7	19	.368	0	0	---	0	0	---	1	5	6	3	4	0	0	5	0	14	14.0
Balkman	1	0	12	4	6	.667	1	1	1.000	3	3	1.000	1	3	4	0	3	0	2	1	0	12	12.0
Harrellson	1	0	20	5	10	.500	2	5	.400	0	0	---	2	2	4	0	1	0	3	1	0	12	12.0
Bibby	1	1	20	2	4	.500	2	4	.500	0	0	---	0	0	0	3	2	0	0	1	0	6	6.0
Shumpert	1	1	28	3	10	.300	0	1	.000	0	0	---	0	3	3	3	2	0	1	2	0	6	6.0
Jordan	1	0	4	2	3	.667	0	0	---	0	0	---	0	0	0	0	0	0	0	0	0	4	4.0
Fields	1	0	31	1	7	.143	0	1	.000	1	2	.500	1	0	1	2	1	0	1	1	0	3	3.0
Lin	1	0	5	1	1	1.000	0	0	---	1	2	.500	0	1	1	1	1	0	0	0	0	3	3.0
Walker	1	1	21	1	6	.167	0	4	.000	1	2	.500	1	6	7	3	3	0	1	1	0	3	3.0
Jeffries	1	0	22	0	4	.000	0	0	---	1	2	.500	3	2	5	2	4	0	2	3	2	1	1.0
Novak	1	0	5	0	0	---	0	0	---	0	0	---	0	3	3	0	0	0	0	0	0	0	0.0
Knicks	**1**		**240**	**34**	**83**	**.410**	**5**	**19**	**.263**	**19**	**23**	**.826**	**15**	**28**	**43**	**18**	**23**	**0**	**12**	**22**	**3**	**92**	**92.0**
Thunder	**1**		**240**	**34**	**71**	**.479**	**7**	**18**	**.389**	**29**	**34**	**.853**	**7**	**31**	**38**	**18**	**22**	**0**	**12**	**21**	**11**	**104**	**104.0**

ORLANDO MAGIC

NBA

8701 Maitland Summit Boulevard
Orlando, FL 32810
(407) 916-2400

General Manager ..... Rob Hennigan
Head Coach ..... Jacque Vaughn
Assistant Coaches ... James Borrego, Wes Unseld, Jr., Brett Gunning, Laron Profit, Luke Stuckey
Head Athletic Trainer ..... Keon Weise
Senior Vice President of Communications ..... Joel Glass
Director of Communications ..... George Galante
Assistant Director of Communications ..... Trish Wingerson
Communications Manager ..... Melanie Curtsinger
Home Court ..... Amway Center (18,864)
Radio ..... Dennis Neumann, Richie Adubato (WDBO 580 AM, 96.5 FM)
Television ..... David Steele, Matt Goukas (Sun Sports/Fox Sports Florida)

Knicks' Director Pro Scouting & Free Agency John Gabriel was an original member of the Magic's front office and served for 22 years.

DID YOU ? KNOW

2011-12 Results

Jan. 16	at MSG	L	93 - 102
Mar. 28	at MSG	W	108 - 86
Apr. 5	at ORL	W	96 - 80

Overall Record 41-47
Home Record 23-21
MSG IV Record 23-21
Road Record 18-26
Amway Center Record 1-2
Neutral Record 0-0
Knicks High Points ..... 39, Carmelo Anthony, Mar. 28, 2011; 39, John Starks, Jan. 4, 1994
Magic High Points ..... 41, Shaquille O'Neal, Feb. 28, 1995; 41, Shaquille O'Neal, Feb. 5, 1995*; 41, Shaquille O'Neal, Nov. 10, 1994
Knicks Team High Points ..... 128, Nov. 7, 1991
Magic Team High Points ..... 125, Dec. 2, 1994

2012-13 Schedule

Nov. 13	at ORL	7:00 p.m.
Jan. 5	at ORL	7:00 p.m.
Jan. 30	at MSG	7:30 p.m.
Mar. 20	at MSG	7:30 p.m.

Overall Streak ..... Won 2
Last Win ..... Apr. 5, 2012
Last Loss ..... Jan. 16, 2012

Home Streak ..... Won 1
Last Win ..... Mar. 28, 2012
Last Loss ..... Jan. 16, 2012

Road Streak ..... Won 1
Last Win ..... Apr. 5, 2012
Last Loss ..... Mar. 1, 2011

2011-12 Magic vs. Knicks

Player	G	GS	Min	FG	FGA	Pct.	3P	3PA	Pct.	FT	FTA	Pct.	Off	Def	Reb	Ast	PF	Dq	Stl	TO	Blk	Pts	Avg
Anderson	2	2	51	12	23	.522	8	16	.500	1	1	1.000	5	4	9	0	3	0	1	3	0	33	16.5
Redick	3	1	101	15	27	.556	7	16	.438	9	10	.900	1	6	7	3	4	0	0	1	0	46	15.3
Davis	3	1	72	13	28	.464	0	1	.000	11	15	.733	6	13	19	1	7	0	1	2	1	37	12.3
Nelson	3	3	91	13	38	.342	6	17	.353	3	6	.500	2	11	13	16	3	0	1	7	0	35	11.7
J. Richardson	2	2	58	9	23	.391	3	12	.250	0	0	---	1	4	5	4	2	0	2	1	0	21	10.5
Howard	3	3	106	11	21	.524	0	0	---	6	18	.333	5	18	23	7	15	1	4	17	6	28	9.3
Turkoglu	3	3	68	10	21	.476	5	12	.417	2	3	.667	0	9	9	6	7	0	2	6	1	27	9.0
Q. Richardson	2	0	41	4	11	.364	2	7	.286	3	4	.750	0	4	4	0	8	0	0	3	0	13	6.5
Wafer	3	0	38	5	10	.500	2	2	1.000	1	2	.500	0	6	6	2	3	0	0	2	0	13	4.3
Smith (Tot)	3	1	35	5	15	.333	1	2	.500	0	0	---	1	5	6	5	0	0	3	1	0	11	3.7
Smith (ORL)	2	0	6	0	2	.000	0	0	---	0	0	---	0	0	0	1	0	0	1	0	0	0	0.0
Duhon	3	0	47	4	4	1.000	2	2	1.000	0	0	---	3	2	5	8	0	0	0	3	0	10	3.3
Liggins	2	0	6	1	1	1.000	0	0	---	3	5	.600	0	0	0	1	0	0	0	1	0	5	2.5
Clark	3	0	35	0	3	.000	0	0	---	0	0	---	0	10	10	1	4	0	1	3	1	0	0.0
Magic	**3**		**720**	**97**	**212**	**.458**	**35**	**85**	**.412**	**39**	**64**	**.609**	**23**	**87**	**110**	**50**	**56**	**1**	**13**	**51**	**9**	**268**	**89.3**
Knicks	**3**		**720**	**111**	**236**	**.470**	**30**	**79**	**.380**	**45**	**60**	**.750**	**31**	**93**	**124**	**62**	**62**	**0**	**26**	**36**	**4**	**297**	**99.0**

2011-12 Knicks vs. Magic

Player	G	GS	Min	FG	FGA	Pct.	3P	3PA	Pct.	FT	FTA	Pct.	Off	Def	Reb	Ast	PF	Dq	Stl	TO	Blk	Pts	Avg
Anthony	3	3	94	24	58	.414	5	18	.278	24	29	.828	6	15	21	14	5	0	4	11	1	77	25.7
Shumpert	3	3	102	16	36	.444	7	15	.467	7	7	1.000	3	10	13	6	7	0	5	3	0	46	15.3
Smith	2	0	63	11	22	.500	4	7	.571	1	1	1.000	1	6	7	12	7	0	3	2	0	27	13.5
Novak	2	0	47	9	17	.529	7	14	.500	0	0	---	1	5	6	1	4	0	0	0	0	25	12.5
Stoudemire	1	1	22	4	7	.571	0	0	---	2	2	1.000	0	2	2	1	4	0	3	2	0	10	10.0
Douglas	3	0	53	11	25	.440	1	6	.167	4	4	1.000	1	5	6	7	3	0	2	3	0	27	9.0
Chandler	3	3	97	12	17	.706	0	0	---	1	2	.500	9	20	29	1	12	0	2	2	1	25	8.3
Davis	2	2	44	6	13	.462	2	6	.333	2	2	1.000	3	7	10	11	3	0	3	3	0	16	8.0
Fields	3	3	84	9	18	.500	2	6	.333	2	8	.250	1	8	9	6	4	0	2	6	0	22	7.3
Jeffries	1	0	25	2	3	.667	0	0	---	2	4	.500	1	2	3	0	4	0	1	0	0	6	6.0
Harrellson	3	0	46	5	12	.417	2	4	.500	0	1	.000	2	9	11	0	4	0	1	0	0	12	4.0
Jordan	1	0	5	1	4	.250	0	0	---	0	0	---	3	1	4	0	1	0	0	0	2	2	2.0
Bibby	2	0	27	1	3	.333	0	2	.000	0	0	---	0	2	2	3	3	0	0	0	0	2	1.0
Walker	1	0	10	0	1	.000	0	1	.000	0	0	---	0	1	1	0	1	0	0	0	0	0	0.0
Knicks	**3**		**720**	**111**	**236**	**.470**	**30**	**79**	**.380**	**45**	**60**	**.750**	**31**	**93**	**124**	**62**	**62**	**0**	**26**	**36**	**4**	**297**	**99.0**
Magic	**3**		**720**	**97**	**212**	**.458**	**35**	**85**	**.412**	**39**	**64**	**.609**	**23**	**87**	**110**	**50**	**56**	**1**	**13**	**51**	**9**	**268**	**89.3**

PHILADELPHIA 76ERS

NBA

3601 Broad Street
Philadelphia, PA 19148
(215) 339-7666

President ..... Rod Thorn
Head Coach ..... Doug Collins
Assistant Coaches ..... Michael Curry, Brian James, Aaron McKie, Jeff Capel, Monte Shubik
Head Athletic Trainer ..... Kevin Johnson
Director of Public Relations ..... Michael Preston
Public Relations Coordinator ..... Sean McCloskey
Public Relations Coordinator ..... Rebecca Timms
Home Court ..... Wells Fargo Center (20,328)
Radio ..... Tom McGinnis (97.5 FM, 950 AM)
Television ..... Marc Zumoff, Malik Rose (Comcast SportsNet)

Sixers Head Coach Doug Collins was on the MSG Network broadcast team for the 2003-04 season.

DID YOU ? KNOW

2011-12 Results

Jan. 11	at MSG	W	85 - 79
Mar. 11	at MSG	L	94 - 106
Mar. 21	at PHI	W	82 - 79

Overall Record 186-239
Home Record 113-88
MSG IV Record 68-46
Road Record 61-135
Wells Fargo Center Record 12-20
Neutral Record 12-16
Knicks High Points ..... 57, Richie Guerin, Dec. 11, 1959
76ers High Points ..... 50, Wilt Chamberlain, Jan. 2, 1966
Knicks Team High Points ..... 152, Dec. 11, 1959
76ers Team High Points ..... 162, Dec. 25, 1960

2012-13 Schedule

Nov. 4	at MSG	noon
Nov. 5	at PHI	7:00 p.m.
Jan. 26	at PHI	7:00 p.m.
Feb. 24	at MSG	7:00 p.m.

Overall Streak ..... Won 1
Last Win ..... Mar. 21, 2012
Last Loss ..... Mar. 11, 2012

Home Streak ..... Lost 1
Last Win ..... Jan. 11, 2012
Last Loss ..... Mar. 11, 2012

Road Streak ..... Won 2
Last Win ..... Mar. 21, 2012
Last Loss ..... Feb. 4, 2011

2011-12 76ers vs. Knicks

Player	G	GS	Min	FG	FGA	Pct.	3P	3PA	Pct.	FT	FTA	Pct.	Off	Def	Reb	Ast	PF	Dq	Stl	TO	Blk	Pts	Avg
Iguodala	3	3	116	16	31	.516	5	9	.556	11	17	.647	2	19	21	15	6	0	8	8	2	48	16.0
Williams	3	0	73	15	36	.417	5	11	.455	8	9	.889	0	5	5	5	5	0	0	5	1	43	14.3
Turner	3	2	100	16	35	.457	0	4	.000	10	13	.769	2	25	27	4	4	0	2	7	1	42	14.0
Holiday	3	3	116	14	41	.341	3	10	.300	6	9	.667	2	5	7	13	10	1	4	6	0	37	12.3
Brand	3	3	108	16	33	.485	0	0	---	4	5	.800	12	18	30	6	13	0	6	5	9	36	12.0
T. Young	3	0	92	14	31	.452	0	1	.000	5	6	.833	3	6	9	2	9	1	8	2	2	33	11.0
Battie	1	1	13	3	4	.750	0	0	---	0	0	---	0	0	0	1	2	0	0	0	0	6	6.0
Meeks	3	1	49	6	12	.500	3	6	.500	1	1	1.000	0	4	4	0	5	0	1	1	0	16	5.3
Hawes	1	1	19	1	7	.143	0	0	---	1	2	.500	3	3	6	2	5	0	0	3	1	3	3.0
Vucevic	2	1	32	0	4	.000	0	0	---	0	0	---	2	6	8	0	3	0	0	2	2	0	0.0
S. Young (Tot)	2	0	10	0	4	.000	0	1	.000	0	0	---	0	2	2	0	0	0	0	1	1	0	0.0
S. Young (PHI)	1	0	2	0	1	.000	0	0	---	0	0	---	0	1	1	0	0	0	0	0	1	0	0.0
76ers	**3**		**720**	**101**	**235**	**.430**	**16**	**41**	**.390**	**46**	**62**	**.742**	**26**	**92**	**118**	**48**	**62**	**2**	**29**	**41**	**19**	**264**	**88.0**
Knicks	**3**		**720**	**94**	**236**	**.398**	**15**	**52**	**.288**	**58**	**73**	**.795**	**34**	**101**	**135**	**41**	**63**	**0**	**23**	**55**	**11**	**261**	**87.0**

2011-12 Knicks vs. 76ers

Player	G	GS	Min	FG	FGA	Pct.	3P	3PA	Pct.	FT	FTA	Pct.	Off	Def	Reb	Ast	PF	Dq	Stl	TO	Blk	Pts	Avg
Anthony	3	3	100	19	52	.365	2	10	.200	19	21	.905	11	12	23	10	9	0	3	8	0	59	19.7
Stoudemire	3	3	103	20	37	.541	0	0	---	10	17	.588	7	17	24	2	9	0	1	5	2	50	16.7
Lin	2	2	73	9	35	.257	0	6	.000	14	15	.933	0	8	8	11	5	0	3	8	1	32	16.0
Harrellson	1	0	23	5	10	.500	3	5	.600	0	0	---	0	1	1	2	2	0	0	1	1	13	13.0
Smith	2	0	53	7	24	.292	2	8	.250	4	5	.800	2	7	9	2	5	0	2	2	0	20	10.0
Fields	3	3	87	11	17	.647	1	3	.333	2	3	.667	0	8	8	4	4	0	5	6	1	25	8.3
Davis	2	0	26	5	12	.417	3	5	.600	0	0	---	3	1	4	4	7	0	2	6	0	13	6.5
Chandler	3	3	99	4	9	.444	0	0	---	7	10	.700	7	25	32	0	8	0	2	4	4	15	5.0
Douglas	1	0	17	2	5	.400	1	2	.500	0	0	---	0	2	2	0	2	0	1	2	0	5	5.0
Novak	2	0	34	4	6	.667	2	3	.667	0	0	---	0	4	4	0	1	0	1	0	1	10	5.0
Shumpert	3	1	75	6	22	.273	0	7	.000	2	2	1.000	2	10	12	4	8	0	3	6	1	14	4.7
Walker	1	0	17	1	3	.333	1	3	.333	0	0	---	0	4	4	1	2	0	0	0	0	3	3.0
Jeffries	1	0	14	1	4	.250	0	0	---	0	0	---	2	2	4	1	1	0	0	1	0	2	2.0
Knicks	**3**		**720**	**94**	**236**	**.398**	**15**	**52**	**.288**	**58**	**73**	**.795**	**34**	**101**	**135**	**41**	**63**	**0**	**23**	**55**	**11**	**261**	**87.0**
76ers	**3**		**720**	**101**	**235**	**.430**	**16**	**41**	**.390**	**46**	**62**	**.742**	**26**	**92**	**118**	**48**	**62**	**2**	**29**	**41**	**19**	**264**	**88.0**

PHOENIX SUNS

NBA

201 East Jefferson Street
Phoenix, AZ 85004
(602) 379-7900

President of Basketball Operations ..... Lon Babby
Head Coach ..... Alvin Gentry
Assistant Coaches ..... Elston Turner, Dan Majerle, Igor Kokoskov, Noel Gillespie
Head Athletic Trainer ..... Aaron Nelson
Vice President, Basketball Communications ..... Julie Fie
Managers, Basketball Communications ..... DC Headley, Vince Kozar
Assistant to VP of Basketball Communications ..... Sherry Reed
Home Court ..... US Airways Center (18,422)
Radio ..... Al McCoy, Tim Kempton (KTAR 620 AM); Ivan Valenzula, Arturo Ochoa (KSUN 1400 AM Spanish)
Television ..... Steve Albert, Eddie Johnson, Ann Meyers Drysdale (Fox Sports Arizona)

On the Suns' all-time lists, Knicks All-Star Amar'e Stoudemire ranks in the Top 10 in points, rebounds, blocks and minutes played.

DID YOU KNOW

2011-12 Results

Jan. 18 ..... at MSG ..... L ..... 88 - 91

2012-13 Schedule

Dec. 2 ..... at MSG ..... noon
Dec. 26 ..... at PHO ..... 9:00 p.m.

Overall Record 57-57
Home Record 36-20
MSG IV Record 36-20
Road Record 19-37
US Airways Center Record 5-14
Neutral Record 2-0
Knicks High Points ..... 43, Walt Frazier, Jan. 11, 1975
Suns High Points ..... 43, Stephon Marbury, Feb. 14, 2003
Knicks Team High Points ..... 140, Jan. 2, 2006***
140, Oct. 21, 1969
Suns Team High Points ..... 134, Jan. 19, 1978

Overall Streak ..... Lost 2
Last Win ..... Jan. 7, 2011
Last Loss ..... Jan. 18, 2012

Home Streak ..... Lost 2
Last Win ..... Dec. 1, 2009
Last Loss ..... Jan. 18, 2012

Road Streak ..... Won 1
Last Win ..... Jan. 7, 2011
Last Loss ..... Mar. 26, 2010

2011-12 Suns vs. Knicks

Player	G	GS	Min	FG	FGA	Pct.	3P	3PA	Pct.	FT	FTA	Pct.	Off	Def	Reb	Ast	PF	Dq	Stl	TO	Blk	Pts	Avg
Nash	1	1	38	9	12	.750	2	3	.667	6	6	1.000	0	5	5	11	0	0	0	3	0	26	26.0
Brown	1	0	27	6	12	.500	2	3	.667	0	0	---	0	2	2	1	2	0	2	1	0	14	14.0
Hill	1	1	38	6	15	.400	0	0	---	2	2	1.000	1	4	5	3	3	0	0	1	0	14	14.0
Gortat	1	1	38	5	13	.385	0	0	---	1	2	.500	0	12	12	2	1	0	2	5	2	11	11.0
Frye	1	0	26	3	6	.500	3	4	.750	0	0	---	0	4	4	1	5	0	0	0	4	9	9.0
Warrick	1	0	16	3	6	.500	0	0	---	1	2	.500	0	3	3	1	0	0	0	3	0	7	7.0
Lopez	1	0	10	2	5	.400	0	0	---	1	2	.500	2	0	2	0	4	0	1	0	2	5	5.0
Morris	1	1	6	1	2	.500	0	0	---	1	2	.500	0	0	0	0	2	0	2	0	0	3	3.0
Telfair	1	0	10	1	3	.333	0	0	---	0	0	---	0	2	2	0	1	0	0	0	0	2	2.0
Dudley	1	0	17	0	4	.000	0	1	.000	0	0	---	0	1	1	1	1	0	0	1	0	0	0.0
Price	1	1	15	0	1	.000	0	1	.000	0	0	---	0	2	2	1	2	0	2	1	0	0	0.0
Suns	**1**		**240**	**36**	**79**	**.456**	**7**	**12**	**.583**	**12**	**16**	**.750**	**3**	**35**	**38**	**21**	**21**	**0**	**9**	**15**	**8**	**91**	**91.0**
Knicks	**1**		**240**	**32**	**86**	**.372**	**4**	**15**	**.267**	**20**	**30**	**.667**	**18**	**36**	**54**	**19**	**16**	**0**	**11**	**17**	**3**	**88**	**88.0**

2011-12 Knicks vs. Suns

Player	G	GS	Min	FG	FGA	Pct.	3P	3PA	Pct.	FT	FTA	Pct.	Off	Def	Reb	Ast	PF	Dq	Stl	TO	Blk	Pts	Avg
Stoudemire	1	1	38	7	22	.318	0	0	---	9	10	.900	3	4	7	4	3	0	0	6	1	23	23.0
Shumpert	1	1	40	8	14	.571	3	6	.500	1	2	.500	2	2	4	2	4	0	4	3	0	20	20.0
Fields	1	1	36	6	12	.500	0	4	.000	5	9	.556	0	6	6	4	2	0	2	3	0	17	17.0
Anthony	1	1	38	5	22	.227	1	2	.500	1	4	.250	6	5	11	4	1	0	2	1	1	12	12.0
Chandler	1	1	38	3	4	.750	0	0	---	3	4	.750	5	12	17	2	2	0	2	1	0	9	9.0
Douglas	1	0	17	1	6	.167	0	1	.000	1	1	1.000	0	1	1	1	1	0	0	2	0	3	3.0
Harrellson	1	0	8	1	3	.333	0	1	.000	0	0	---	1	2	3	0	0	0	0	0	1	2	2.0
Jeffries	1	0	18	1	3	.333	0	1	.000	0	0	---	1	4	5	1	2	0	0	0	0	2	2.0
Bibby	1	0	6	0	0	---	0	0	---	0	0	---	0	0	0	1	1	0	1	0	0	0	0.0
Knicks	**1**		**240**	**32**	**86**	**.372**	**4**	**15**	**.267**	**20**	**30**	**.667**	**18**	**36**	**54**	**19**	**16**	**0**	**11**	**17**	**3**	**88**	**88.0**
Suns	**1**		**240**	**36**	**79**	**.456**	**7**	**12**	**.583**	**12**	**16**	**.750**	**3**	**35**	**38**	**21**	**21**	**0**	**9**	**15**	**8**	**91**	**91.0**

PORTLAND TRAIL BLAZERS

NBA

One Center Court
Suite 200
Portland, OR 97227
(503) 234-9291

General Manager ..... Neil Olshey
Head Coach ..... Terry Stotts
Assistant Coaches ..... Kaleb Canales, Jay Triano, David Vanterpool, Kim Hughes, Dale Osbourne
Head Athletic Trainer ..... Geoff Clark
Senior Director of Communications ..... Jim Taylor
Sports Communications Director ..... Collin Romer
Home Court ..... The Rose Garden (19,980)
Radio ..... Brian Wheeler, Antonio Harvey (1190 AM & 102.3 FM)
Television ..... Mike Barrett, Mike Rice (KGW 8, Comcast SportsNet)

The Knicks post an overall all-time record of 16-6 on New Year's Day, including a 13-2 record at The Garden.

DID YOU KNOW

2011-12 Results

Mar. 14 ..... at MSG ..... W ..... 121 - 79

2012-13 Schedule

Jan. 1 ..... at MSG ..... 7:30 p.m.
Mar. 14 ..... at POR ..... 10:30 p.m.

Overall Record 45-54
Home Record 32-18
MSG IV Record 32-18
Road Record 13-36
Rose Garden Record 5-10
Neutral Record 0-0
Knicks High Points ..... 45, Nate Robinson, Mar. 8, 2008*
Trail Blazers High Points ..... 48, Clyde Drexler, Jan. 22, 1989
Knicks Team High Points ..... 139, Dec. 8, 1970
Trail Blazers Team High Points ..... 141, Nov. 15, 1990

Overall Streak ..... Won 2
Last Win ..... Mar. 14, 2012
Last Loss ..... Oct. 30, 2010

Home Streak ..... Won 1
Last Win ..... Mar. 14, 2012
Last Loss ..... Oct. 30, 2010

Road Streak ..... Won 1
Last Win ..... Jan. 11, 2011
Last Loss ..... Mar. 31, 2010

2011-12 Trail Blazers vs. Knicks

Player	G	GS	Min	FG	FGA	Pct.	3P	3PA	Pct.	FT	FTA	Pct.	Off	Def	Reb	Ast	PF	Dq	Stl	TO	Blk	Pts	Avg
Aldridge	1	1	36	5	15	.333	0	0	---	5	6	.833	4	3	7	2	1	0	0	2	2	15	15.0
Wallace	1	1	33	6	12	.500	0	2	.000	3	4	.750	5	7	12	3	0	0	1	4	0	15	15.0
Babbitt	1	0	17	4	7	.571	2	3	.667	2	2	1.000	1	4	5	0	2	0	1	1	0	12	12.0
Batum	1	1	33	3	9	.333	1	3	.333	2	4	.500	2	1	3	1	1	0	1	3	1	9	9.0
Felton	1	1	33	2	10	.200	0	3	.000	5	6	.833	1	2	3	3	2	0	6	5	1	9	9.0
Matthews	1	0	26	3	9	.333	2	4	.500	0	0	---	0	0	0	1	3	0	3	2	0	8	8.0
S. Williams (Tot)	1	1	30	2	5	.400	2	5	.400	0	0	---	0	1	1	1	6	1	0	0	0	6	6.0
N. Smith	1	0	15	2	8	.250	0	2	.000	0	0	---	0	1	1	1	2	0	0	2	0	4	4.0
Hickson (Tot)	2	0	27	3	7	.429	0	0	---	1	1	1.000	3	6	9	0	1	0	1	3	2	7	3.5
C. Johnson	1	0	9	1	2	.500	0	0	---	1	1	1.000	1	1	2	0	3	0	0	2	0	3	3.0
Camby	1	1	25	1	1	1.000	0	0	---	0	0	---	1	2	3	0	3	0	2	2	0	2	2.0
Flynn (Tot)	1	0	4	0	1	.000	0	0	---	2	2	1.000	0	0	0	0	0	0	0	0	0	2	2.0
Thomas	1	0	5	1	1	1.000	0	0	---	0	0	---	1	0	1	0	1	0	0	0	0	2	2.0
Przybilla	1	0	3	0	0	---	0	0	---	0	0	---	0	0	0	0	1	0	0	0	0	0	0.0
C. Smith	1	0	6	0	1	.000	0	0	---	0	0	---	0	1	1	0	1	0	0	0	0	0	0.0
Thabeet (Tot)	1	0	4	0	0	---	0	0	---	0	0	---	0	1	1	0	1	0	0	0	0	0	0.0
Trail Blazers	**1**		**240**	**28**	**75**	**.373**	**5**	**17**	**.294**	**18**	**23**	**.783**	**16**	**22**	**38**	**11**	**20**	**0**	**14**	**27**	**4**	**79**	**79.0**
Knicks	**1**		**240**	**43**	**80**	**.538**	**19**	**38**	**.500**	**16**	**26**	**.615**	**11**	**31**	**42**	**35**	**19**	**0**	**12**	**20**	**0**	**121**	**121.0**

2011-12 Knicks vs. Trail Blazers

Player	G	GS	Min	FG	FGA	Pct.	3P	3PA	Pct.	FT	FTA	Pct.	Off	Def	Reb	Ast	PF	Dq	Stl	TO	Blk	Pts	Avg
Smith	1	0	23	8	18	.444	7	14	.500	0	0	---	0	2	2	2	3	0	0	1	0	23	23.0
Novak	1	0	20	7	11	.636	6	10	.600	0	0	---	1	0	1	1	0	0	1	0	0	20	20.0
Stoudemire	1	1	25	8	10	.800	0	0	---	1	3	.333	2	6	8	0	2	0	0	2	0	17	17.0
Anthony	1	1	25	6	12	.500	3	6	.500	1	2	.500	0	2	2	7	1	0	1	2	0	16	16.0
Shumpert	1	0	26	4	7	.571	2	3	.667	6	10	.600	0	1	1	3	3	0	1	0	0	16	16.0
Chandler	1	1	26	4	4	1.000	0	0	---	1	1	1.000	1	6	7	1	2	0	1	4	0	9	9.0
Lin	1	1	23	2	4	.500	0	2	.000	2	2	1.000	0	4	4	6	2	0	2	6	0	6	6.0
Davis	1	0	18	1	4	.250	0	2	.000	2	2	1.000	2	0	2	10	2	0	1	1	0	4	4.0
Jeffries	1	0	14	2	2	1.000	0	0	---	0	0	---	2	2	4	1	2	0	1	2	0	4	4.0
Harrellson	1	0	7	1	1	1.000	1	1	1.000	0	0	---	0	4	4	0	0	0	1	0	0	3	3.0
Jordan	1	0	4	0	0	---	0	0	---	2	2	1.000	1	1	2	0	1	0	0	0	0	2	2.0
Fields	1	1	22	0	6	.000	0	0	---	1	4	.250	2	1	3	0	1	0	3	1	0	1	1.0
Bibby	1	0	7	0	1	.000	0	0	---	0	0	---	0	2	2	4	0	0	0	0	0	0	0.0
Knicks	**1**		**240**	**43**	**80**	**.538**	**19**	**38**	**.500**	**16**	**26**	**.615**	**11**	**31**	**42**	**35**	**19**	**0**	**12**	**20**	**0**	**121**	**121.0**
Trail Blazers	**1**		**240**	**28**	**75**	**.373**	**5**	**17**	**.294**	**18**	**23**	**.783**	**16**	**22**	**38**	**11**	**20**	**0**	**14**	**27**	**4**	**79**	**79.0**

SACRAMENTO KINGS

NBA

One Sports Parkway
Sacramento, CA 95834
(916) 928-0000

President, Basketball Operations....Geoff Petrie
Head Coach....Keith Smart
Assistant Coaches....Jim Eyen, Alex English, Bobby Jackson, Clifford Ray
Head Athletic Trainer....Manny Romero
Vice President of Media Relations, Basketball Operations....Troy Hanson
Executive Director of Media Relations, Basketball Operations....Darrin May
Director, Basketball Information....Darryl Arata
Director, Media Relations....Devin Blankenship
Director, Public Relations....Chris Clark
Home Court....Sleep Train Arena (17,317)
Radio....Gary Gerould (KHTK 1140 AM)
Television....Grant Napear, Jerry Reynolds, Jim Gray, Bill Walton (Comcast SportsNet)

2011-12 Results

Dec. 31	at SAC	W	114 - 92
Feb. 15	at MSG	W	100 - 85

2012-13 Schedule

Dec. 28	at SAC	10:00 p.m.
Feb. 2	at MSG	7:30 p.m.

Overall Record....139-147
Home Record....75-54
MSG IV Record....41-18
Road Record....49-77
Sleep Train Arena Record....10-14
Neutral Record....15-16
Knicks High Points....43, Latrell Sprewell, Mar. 14, 2002
Kings High Points....52, Nate Archibald, Jan. 9, 1973*
Knicks Team High Points....147, Jan. 1, 1966
Kings Team High Points....149, Mar. 5, 1966*

Overall Streak....Won 2
Last Win....Feb. 15, 2012
Last Loss....Jan. 14, 2011

Home Streak....Won 1
Last Win....Feb. 15, 2012
Last Loss....Jan. 14, 2011

Road Streak....Won 2
Last Win....Dec. 31, 2011
Last Loss....Nov. 25, 2009

2011-12 Kings vs. Knicks

Player	G	GS	Min	FG	FGA	Pct.	3P	3PA	Pct.	FT	FTA	Pct.	Off	Def	Reb	Ast	PF	Dq	Stl	TO	Blk	Pts	Avg
Evans	2	2	69	12	28	.429	1	3	.333	7	9	.778	0	9	9	8	3	0	2	2	0	32	16.0
Thornton	2	2	61	10	27	.370	3	10	.300	4	5	.800	6	2	8	3	3	0	3	4	0	27	13.5
Cousins	2	2	56	9	28	.321	0	0	---	6	7	.857	7	8	15	5	9	0	4	5	1	24	12.0
Thomas	2	0	33	6	15	.400	0	3	.000	9	13	.692	1	4	5	5	3	0	3	0	1	21	10.5
Fredette	2	0	51	4	15	.267	2	11	.182	5	6	.833	0	4	4	2	5	0	1	3	0	15	7.5
Thompson	2	1	54	5	13	.385	0	1	.000	4	12	.333	4	7	11	2	5	0	0	1	2	14	7.0
Greene	2	0	21	4	9	.444	2	5	.400	2	4	.500	0	1	1	1	1	0	1	2	0	12	6.0
Outlaw	2	0	19	4	7	.571	1	1	1.000	0	0	---	0	2	2	1	2	0	0	1	0	9	4.5
Salmons	2	2	45	4	14	.286	1	6	.167	0	0	---	1	4	5	3	5	0	1	0	0	9	4.5
Hickson	2	0	27	3	7	.429	0	0	---	1	1	1.000	3	6	9	0	1	0	1	3	2	7	3.5
Hayes	2	1	37	2	8	.250	0	0	---	1	2	.500	8	8	16	0	4	0	1	0	0	5	2.5
Honeycutt	1	0	4	0	0	---	0	0	---	2	2	1.000	0	1	1	0	0	0	0	0	0	2	2.0
Whiteside	1	0	4	0	2	.000	0	0	---	0	0	---	0	0	0	0	0	0	0	0	1	0	0.0
Williams (Tot)	1	0	4	0	0	---	0	0	---	0	0	---	0	0	0	0	0	0	0	0	0	0	0.0
Kings	**2**		**480**	**63**	**173**	**.364**	**10**	**40**	**.250**	**41**	**61**	**.672**	**30**	**56**	**86**	**30**	**41**	**0**	**17**	**24**	**7**	**177**	**88.5**
Knicks	**2**		**480**	**79**	**166**	**.476**	**17**	**52**	**.327**	**39**	**44**	**.886**	**24**	**67**	**91**	**51**	**51**	**0**	**13**	**31**	**10**	**214**	**107.0**

2011-12 Knicks vs. Kings

Player	G	GS	Min	FG	FGA	Pct.	3P	3PA	Pct.	FT	FTA	Pct.	Off	Def	Reb	Ast	PF	Dq	Stl	TO	Blk	Pts	Avg
Anthony	1	1	33	6	15	.400	0	3	.000	11	13	.846	1	6	7	5	4	0	1	0	0	23	23.0
Fields	2	2	70	16	24	.667	1	5	.200	3	4	.750	4	11	15	6	3	0	1	2	1	36	18.0
Chandler	2	2	54	10	14	.714	0	0	---	11	11	1.000	3	7	10	1	6	0	0	4	5	31	15.5
Harrellson	1	1	38	5	11	.455	4	8	.500	0	0	---	5	7	12	0	2	0	1	2	0	14	14.0
Walker	2	1	50	11	17	.647	3	5	.600	0	0	---	2	5	7	8	6	0	0	2	1	25	12.5
Shumpert	1	0	21	3	9	.333	1	5	.200	4	4	1.000	0	3	3	1	3	0	0	1	0	11	11.0
Stoudemire	1	1	27	5	10	.500	0	2	.000	1	2	.500	0	5	5	0	5	0	2	4	1	11	11.0
Jeffries	1	0	23	4	7	.571	0	1	.000	2	2	1.000	2	7	9	1	2	0	1	0	0	10	10.0
Douglas	2	1	38	7	23	.304	4	7	.571	1	1	1.000	3	2	5	8	2	0	2	2	0	19	9.5
Novak	2	0	37	6	14	.429	3	10	.300	2	2	1.000	0	3	3	1	3	0	1	1	1	17	8.5
Lin	2	1	30	4	7	.571	0	0	---	2	3	.667	1	5	6	14	5	0	1	8	0	10	5.0
Jordan	2	0	17	1	5	.200	0	0	---	2	2	1.000	3	3	6	2	5	0	0	0	1	4	2.0
Bibby	2	0	34	1	7	.143	1	4	.250	0	0	---	0	2	2	4	5	0	3	2	0	3	1.5
Balkman	2	0	8	0	3	.000	0	2	.000	0	0	---	0	1	1	0	0	0	0	2	0	0	0.0
Knicks	**2**		**480**	**79**	**166**	**.476**	**17**	**52**	**.327**	**39**	**44**	**.886**	**24**	**67**	**91**	**51**	**51**	**0**	**13**	**31**	**10**	**214**	**107.0**
Kings	**2**		**480**	**63**	**173**	**.364**	**10**	**40**	**.250**	**41**	**61**	**.672**	**30**	**56**	**86**	**30**	**41**	**0**	**17**	**24**	**7**	**177**	**88.5**

DID YOU KNOW

During 1981–82, Knicks Head Coach Mike Woodson appeared in a total of 83 regular season games for New Jersey and Kansas City due to a trade to the Kings on Nov. 12, 1981.

SAN ANTONIO SPURS

NBA

One AT&T Center
San Antonio, TX 78219
(210) 444-5000

President of Basketball Operations/Head Coach....Gregg Popovich
Assistant Coaches....Mike Budenholzer, Brett Brown, Ime Udoka, Chip Engelland, Chad Forcier
Head Athletic Trainer....Will Sevening
Director of Basketball Communications....Tom James
Basketball Communications Manager....Kris Davis
Basketball Communications Coordinator....Mitch Heckart
Home Court....AT&T Center (18,581)
Radio....Bill Schoening (WOAI 1200 AM); Paul Castro (KCOR 1350 AM Spanish)
Television....Bill Land, Sean Elliott, Andrew Monaco (KENS 5, KMYS 35, Fox Sports Southwest)

2011-12 Results

Mar. 7	at SAS	L	105 - 118

2012-13 Schedule

Nov. 15	at SAS	8:30 p.m.
Jan. 3	at MSG	7:30 p.m.

Overall Record....34-45
Home Record....25-14
MSG IV Record....25-14
Road Record....9-31
AT&T Center Record....1-9
Neutral Record....0-0
Knicks High Points....50, Bernard King, Jan. 31, 1984
Spurs High Points....45, David Robinson, Dec. 10, 1995**
Knicks Team High Points....138, Feb. 28, 1978
Spurs Team High Points....139, Dec. 13, 1978

Overall Streak....Lost 2
Last Win....Jan. 4, 2011
Last Loss....Mar. 7, 2012

Home Streak....Won 1
Last Win....Jan. 4, 2011
Last Loss....Dec. 27, 2009

Road Streak....Lost 9
Last Win....Mar. 18, 2003
Last Loss....Mar. 7, 2012

2011-12 Spurs vs. Knicks

Player	G	GS	Min	FG	FGA	Pct.	3P	3PA	Pct.	FT	FTA	Pct.	Off	Def	Reb	Ast	PF	Dq	Stl	TO	Blk	Pts	Avg
Parker	1	1	34	12	19	.632	0	0	---	8	9	.889	0	0	0	6	2	0	0	4	0	32	32.0
Duncan	1	1	30	6	11	.545	0	0	---	5	7	.714	1	7	8	3	1	0	1	2	1	17	17.0
Ginobili	1	0	26	7	10	.700	3	5	.600	0	2	.000	0	4	4	6	2	0	1	4	1	17	17.0
Diaw (Tot)	3	2	101	21	33	.636	6	11	.545	2	2	1.000	4	15	19	14	5	0	2	10	0	50	16.7
Neal	1	1	25	4	13	.308	2	6	.333	2	2	1.000	1	5	6	2	0	0	0	1	0	12	12.0
Blair	1	1	14	5	6	.833	0	0	---	0	0	---	5	2	7	0	3	0	1	1	0	10	10.0
Leonard	1	0	25	4	4	1.000	0	0	---	2	3	.667	1	5	6	0	1	0	3	0	0	10	10.0
Splitter	1	0	18	4	8	.500	0	0	---	2	2	1.000	2	2	4	2	1	0	1	2	0	10	10.0
Green	1	0	16	3	5	.600	2	3	.667	0	0	---	0	3	3	1	2	0	0	1	0	8	8.0
Anderson	1	0	6	1	2	.500	0	0	---	0	0	---	0	2	2	0	0	0	0	1	0	2	2.0
Bonner	1	0	15	0	1	.000	0	1	.000	0	0	---	0	2	2	0	0	0	0	0	0	0	0.0
Ford	1	0	6	0	1	.000	0	0	---	0	0	---	0	0	0	1	0	0	0	0	0	0	0.0
Jefferson	1	1	26	0	5	.000	0	4	.000	0	0	---	0	5	5	0	1	0	1	1	0	0	0.0
Spurs	**1**		**240**	**46**	**85**	**.541**	**7**	**19**	**.368**	**19**	**25**	**.760**	**10**	**37**	**47**	**21**	**13**	**0**	**8**	**17**	**2**	**118**	**118.0**
Knicks	**1**		**240**	**41**	**96**	**.427**	**10**	**28**	**.357**	**13**	**17**	**.765**	**12**	**25**	**37**	**22**	**22**	**0**	**12**	**10**	**2**	**105**	**105.0**

2011-12 Knicks vs. Spurs

Player	G	GS	Min	FG	FGA	Pct.	3P	3PA	Pct.	FT	FTA	Pct.	Off	Def	Reb	Ast	PF	Dq	Stl	TO	Blk	Pts	Avg
Anthony	1	1	38	12	24	.500	3	7	.429	0	1	.000	0	2	2	3	5	0	2	2	0	27	27.0
Lin	1	1	30	7	15	.467	2	4	.500	4	5	.800	0	3	3	4	2	0	3	1	0	20	20.0
Smith	1	0	22	6	12	.500	4	7	.571	2	2	1.000	1	3	4	0	3	0	2	1	0	18	18.0
Stoudemire	1	1	38	6	12	.500	0	0	---	6	7	.857	3	8	11	1	2	0	1	2	1	18	18.0
Fields	1	0	21	4	8	.500	0	0	---	0	0	---	2	1	3	2	1	0	0	0	0	8	8.0
Harrellson	1	1	22	4	10	.400	0	2	.000	0	0	---	5	3	8	0	1	0	1	2	1	8	8.0
Novak	1	0	17	1	3	.333	1	2	.500	1	2	.500	0	4	4	0	0	0	0	0	0	4	4.0
Shumpert	1	1	29	1	5	.200	0	2	.000	0	0	---	0	1	1	4	5	0	0	0	0	2	2.0
Davis	1	0	22	0	7	.000	0	4	.000	0	0	---	1	0	1	8	3	0	3	2	0	0	0.0
Knicks	**1**		**240**	**41**	**96**	**.427**	**10**	**28**	**.357**	**13**	**17**	**.765**	**12**	**25**	**37**	**22**	**22**	**0**	**12**	**10**	**2**	**105**	**105.0**
Spurs	**1**		**240**	**46**	**85**	**.541**	**7**	**19**	**.368**	**19**	**25**	**.760**	**10**	**37**	**47**	**21**	**13**	**0**	**8**	**17**	**2**	**118**	**118.0**

DID YOU KNOW

Knicks Guard Ronnie Brewer's father, Ron, played parts of four seasons for San Antonio (1980–82, 1983–85).

TORONTO RAPTORS

NBA

50 Bay Street, Suite 500
Toronto, ONT M5J 2L2
(416) 815-5600

President and General Manager ..... Bryan Colangelo
Head Coach ..... Dwane Casey
Assistant Coaches ..... Johnny Davis, Tom Sterner, Scott Roth, Micah Nori, Eric Hughes
Head Athletic Trainer ..... Scott McCullough
Director, Media Relations ..... Jim LaBumbard
Manager, Media Relations ..... Roven Yau
Coordinator, Media Relations ..... Phil Summers
Home Court ..... Air Canada Centre (19,800)
Radio ..... Paul Jones, Eric Smith (590 AM)
Television ..... Matt Devlin, Leo Rautins, Jack Armstrong, Sherman Hamilton (TSN, TSN2, Sportsnet, Sportsnet ONE)

The oldest living Knick, Ossie Schechtman, scored the first points in NBA history at the Maple Leaf Gardens in Toronto on Nov. 1, 1946.

DID YOU KNOW

2011-12 Results

Jan. 2	at MSG	L	85 - 90
Feb. 14	at TOR	W	105 - 90
Mar. 20	at MSG	W	106 - 87
Mar. 23	at TOR	L	79 - 96

Overall Record 34-31
Home Record 21-12
MSG IV Record 21-12
Road Record 13-19
Air Canada Centre Record 7-19
Neutral Record 0-0
Knicks High Points ..... 43, Jamal Crawford, Feb. 22, 2008
Raptors High Points ..... 41, Andrea Bargnani, Dec. 8, 2010
Knicks Team High Points ..... 139, Apr. 6, 1996
Raptors Team High Points ..... 131, Apr. 14, 2010

2012-13 Schedule

Feb. 13	at MSG	7:30 p.m.
Feb. 22	at TOR	7:00 p.m.
Mar. 22	at TOR	7:00 p.m.
Mar. 23	at MSG	7:30 p.m.

Overall Streak ..... Lost 1
Last Win ..... Mar. 20, 2012
Last Loss ..... Mar. 23, 2012

Home Streak ..... Won 1
Last Win ..... Mar. 20, 2012
Last Loss ..... Jan. 2, 2012

Road Streak ..... Lost 1
Last Win ..... Feb. 14, 2012
Last Loss ..... Mar. 23, 2012

2011-12 Raptors vs. Knicks

Player	G	GS	Min	FG	FGA	Pct.	3P	3PA	Pct.	FT	FTA	Pct.	Off	Def	Reb	Ast	PF	Dq	Stl	TO	Blk	Pts	Avg
DeRozan	4	4	150	30	55	.545	2	3	.667	20	22	.909	2	13	15	5	12	0	0	13	1	82	20.5
Bargnani	3	3	105	21	48	.438	1	11	.091	14	15	.933	0	14	14	3	7	0	0	9	0	57	19.0
Forbes	2	0	35	10	17	.588	0	4	.000	5	6	.833	4	2	6	2	3	0	1	2	0	25	12.5
Calderon	4	4	161	19	44	.432	5	15	.333	4	4	1.000	2	13	15	39	9	0	6	11	2	47	11.8
Barbosa	2	0	44	7	18	.389	0	3	.000	9	10	.900	2	7	9	1	5	0	1	4	0	23	11.5
Kleiza	3	0	73	10	24	.417	2	10	.200	4	11	.364	4	10	14	3	7	0	3	4	0	26	8.7
Bayless	1	0	13	2	4	.500	0	1	.000	3	4	.750	0	3	3	4	3	0	2	2	0	7	7.0
J. Johnson	4	3	84	11	24	.458	1	3	.333	4	6	.667	2	5	7	10	16	0	6	3	2	27	6.8
Butler	2	1	37	5	13	.385	3	8	.375	0	0	---	1	9	10	0	3	0	1	0	0	13	6.5
A. Johnson	4	2	105	12	20	.600	0	0	---	1	4	.250	2	14	16	4	12	0	3	11	13	25	6.3
Davis	4	0	80	7	16	.438	0	0	---	4	6	.667	5	14	19	3	13	0	0	6	4	18	4.5
Carter	2	0	14	1	3	.333	0	0	---	2	2	1.000	0	6	6	4	2	0	2	1	0	4	2.0
Gray	3	3	36	2	3	.667	0	0	---	0	0	---	5	10	15	1	9	0	2	3	2	4	1.3
Alabi	2	0	4	1	2	.500	0	0	---	0	0	---	0	1	1	0	0	0	0	0	1	2	1.0
Magloire	1	0	18	0	2	.000	0	0	---	0	2	.000	1	9	10	1	3	0	0	1	0	0	0.0
Raptors	**4**		**960**	**138**	**293**	**.471**	**14**	**58**	**.241**	**70**	**92**	**.761**	**30**	**130**	**160**	**80**	**104**	**0**	**27**	**71**	**25**	**360**	**90.0**
Knicks	**4**		**960**	**132**	**324**	**.407**	**26**	**96**	**.271**	**70**	**103**	**.680**	**43**	**115**	**158**	**82**	**83**	**0**	**36**	**63**	**16**	**360**	**90.0**

2011-12 Knicks vs. Raptors

Player	G	GS	Min	FG	FGA	Pct.	3P	3PA	Pct.	FT	FTA	Pct.	Off	Def	Reb	Ast	PF	Dq	Stl	TO	Blk	Pts	Avg
Anthony	3	3	104	24	61	.393	5	16	.313	11	16	.688	6	22	28	12	8	0	6	9	1	64	21.3
Stoudemire	3	3	101	22	47	.468	0	1	.000	16	23	.696	7	20	27	3	6	0	2	6	3	60	20.0
Lin	3	3	98	18	39	.462	4	8	.500	11	15	.733	1	5	6	25	4	0	2	14	1	51	17.0
Douglas	2	1	39	8	20	.400	4	11	.364	2	3	.667	1	3	4	4	4	0	1	1	0	22	11.0
Chandler	4	4	132	17	24	.708	0	0	---	9	16	.563	11	23	34	2	14	0	2	8	6	43	10.8
Smith	2	0	42	8	20	.400	0	6	.000	2	3	.667	4	4	8	2	3	0	1	3	1	18	9.0
Walker	2	1	54	5	14	.357	3	10	.300	2	2	1.000	1	3	4	2	8	0	1	3	0	15	7.5
Novak	4	0	70	9	24	.375	9	21	.429	0	0	---	0	6	6	1	4	0	1	1	0	27	6.8
Shumpert	3	0	67	8	22	.364	0	7	.000	3	4	.750	1	5	6	7	9	0	6	4	0	19	6.3
Fields	4	4	114	7	26	.269	1	6	.167	7	12	.583	3	11	14	15	6	0	5	4	2	22	5.5
Davis	1	0	22	2	5	.400	0	1	.000	1	1	1.000	0	1	1	8	5	0	2	4	0	5	5.0
Jeffries	2	0	38	2	5	.400	0	0	---	2	2	1.000	4	2	6	1	3	0	1	1	0	6	3.0
Jordan	2	0	7	1	2	.500	0	0	---	1	2	.500	1	0	1	0	0	0	0	0	1	3	1.5
Harrellson	3	1	43	1	9	.111	0	5	.000	2	2	1.000	3	6	9	0	3	0	2	0	1	4	1.3
Bibby	3	0	29	0	6	.000	0	4	.000	1	2	.500	0	4	4	0	6	0	4	2	0	1	0.3
Knicks	**4**		**960**	**132**	**324**	**.407**	**26**	**96**	**.271**	**70**	**103**	**.680**	**43**	**115**	**158**	**82**	**83**	**0**	**36**	**63**	**16**	**360**	**90.0**
Raptors	**4**		**960**	**138**	**293**	**.471**	**14**	**58**	**.241**	**70**	**92**	**.761**	**30**	**130**	**160**	**80**	**104**	**0**	**27**	**71**	**25**	**360**	**90.0**

UTAH JAZZ

NBA

301 West South Temple
Salt Lake City, UT 84101
(801) 325-2500

Executive Vice President of Basketball Operations ..... Kevin O'Connor
Head Coach ..... Tyrone Corbin
Assistant Coaches ..... Sidney Lowe, Jeff Hornacek, Mike Sanders, Brad Jones, Mark McKown
Head Athletic Trainer ..... Gary Briggs
Senior Vice President, Communications ..... Linda Luchetti
Director, Communications ..... Jonathan Rinehart
Senior Manager, Communications ..... Derek Garduno
Manager, Communications ..... Hannah Lee
Home Court ..... EnergySolutions Arena (19,911)
Radio ..... David Locke, Ron Boone (KFNZ 1280 AM/97.5 FM)
Television ..... Craig Bolerjack, Matt Harpring (ROOT Sports)

Jazz Head Coach Tyrone Corbin was the Knicks' Manager, Player Development during the 2003-04 season.

DID YOU KNOW

2011-12 Results

Feb. 6	at MSG	W	99 - 88

Overall Record 42-42
Home Record 30-12
MSG IV Record 30-12
Road Record 12-30
EnergySolutions Arena Record 5-14
Neutral Record 0-0
Knicks High Points ..... 46, Spencer Haywood, Oct. 26, 1978
Jazz High Points ..... 68, Pete Maravich, Feb. 25, 1977
Knicks Team High Points ..... 134, Nov. 1, 1979
Jazz Team High Points ..... 127, Jan. 28, 1988

2012-13 Schedule

Mar. 9	at MSG	7:30 p.m.
Mar. 18	at UTA	10:30 p.m.

Overall Streak ..... Won 2
Last Win ..... Feb. 6, 2012
Last Loss ..... Jan. 12, 2011

Home Streak ..... Won 2
Last Win ..... Feb. 6, 2012
Last Loss ..... Nov. 9, 2009

Road Streak ..... Lost 5
Last Win ..... Nov. 14, 2005
Last Loss ..... Jan. 12, 2011

2011-12 Jazz vs. Knicks

Player	G	GS	Min	FG	FGA	Pct.	3P	3PA	Pct.	FT	FTA	Pct.	Off	Def	Reb	Ast	PF	Dq	Stl	TO	Blk	Pts	Avg
Jefferson	1	1	36	9	20	.450	0	0	---	4	4	1.000	0	4	4	3	4	0	0	0	1	22	22.0
Bell	1	1	33	4	7	.571	2	4	.500	5	5	1.000	1	3	4	0	4	0	1	0	0	15	15.0
Hayward	1	1	34	6	11	.545	0	2	.000	2	3	.667	2	2	4	4	1	0	1	2	1	14	14.0
Harris	1	1	30	4	6	.667	0	2	.000	1	3	.333	0	3	3	4	3	0	2	3	0	9	9.0
Miles	1	0	14	3	6	.500	0	1	.000	3	4	.750	0	0	0	3	5	0	1	2	0	9	9.0
Millsap	1	1	29	3	10	.300	0	0	---	3	4	.750	5	8	13	1	6	1	0	5	0	9	9.0
Favors	1	0	19	3	8	.375	0	0	---	2	3	.667	2	1	3	1	2	0	0	2	0	8	8.0
Howard	1	0	15	1	4	.250	0	0	---	0	0	---	0	3	3	1	2	0	0	2	0	2	2.0
Kanter	1	0	12	0	0	---	0	0	---	0	0	---	0	1	1	0	2	0	1	2	0	0	0.0
Watson	1	0	18	0	4	.000	0	2	.000	0	0	---	0	1	1	0	2	0	1	2	0	0	0.0
Jazz	**1**		**240**	**33**	**76**	**.434**	**2**	**11**	**.182**	**20**	**26**	**.769**	**10**	**26**	**36**	**17**	**31**	**1**	**7**	**22**	**2**	**88**	**88.0**
Knicks	**1**		**240**	**35**	**73**	**.479**	**9**	**28**	**.321**	**20**	**31**	**.645**	**7**	**31**	**38**	**19**	**26**	**0**	**10**	**18**	**5**	**99**	**99.0**

2011-12 Knicks vs. Jazz

Player	G	GS	Min	FG	FGA	Pct.	3P	3PA	Pct.	FT	FTA	Pct.	Off	Def	Reb	Ast	PF	Dq	Stl	TO	Blk	Pts	Avg
Lin	1	1	45	10	17	.588	1	3	.333	7	9	.778	1	1	2	8	1	0	2	8	0	28	28.0
Novak	1	0	17	7	10	.700	5	8	.625	0	0	---	0	2	2	0	1	0	0	0	0	19	19.0
Jeffries	1	1	34	3	9	.333	0	1	.000	7	10	.700	4	4	8	1	5	0	2	1	1	13	13.0
Walker	1	0	30	4	10	.400	3	9	.333	0	0	---	0	5	5	0	5	0	0	0	0	11	11.0
Chandler	1	1	22	3	5	.600	0	0	---	4	8	.500	1	6	7	0	5	0	2	2	3	10	10.0
Shumpert	1	0	32	3	10	.300	0	4	.000	2	2	1.000	0	6	6	6	2	0	3	1	1	8	8.0
Fields	1	1	43	3	7	.429	0	1	.000	0	2	.000	1	4	5	3	4	0	1	3	0	6	6.0
Anthony	1	1	6	1	2	.500	0	0	---	0	0	---	0	1	1	1	1	0	0	0	0	2	2.0
Douglas	1	0	3	1	3	.333	0	2	.000	0	0	---	0	0	0	0	0	0	0	1	0	2	2.0
Jordan	1	0	8	0	0	---	0	0	---	0	0	---	0	2	2	0	2	0	0	1	0	0	0.0
Knicks	**1**		**240**	**35**	**73**	**.479**	**9**	**28**	**.321**	**20**	**31**	**.645**	**7**	**31**	**38**	**19**	**26**	**0**	**10**	**18**	**5**	**99**	**99.0**
Jazz	**1**		**240**	**33**	**76**	**.434**	**2**	**11**	**.182**	**20**	**26**	**.769**	**10**	**26**	**36**	**17**	**31**	**1**	**7**	**22**	**2**	**88**	**88.0**

WASHINGTON WIZARDS
NBA

601 F Street NW
Washington, DC 20004
(202) 661-5000

President ..... Ernie Grunfeld
Head Coach ..... Randy Wittman
Assistant Coaches ..... Don Newman, Don Zierden, Sam Cassell, Jerry Sichting, Ryan Saunders, Gene Banks
Head Athletic Trainer ..... Eric Waters
Senior Director, Communications ..... Scott Hall
Director of Basketball Communications ..... Patrick Rees
Director, Corporate Communications ..... Ketsia Colimon
Communications Manager ..... Daren Jenkins
Home Court ..... Verizon Center (20,278)
Radio ..... Dave Johnson, Glenn Consor (106.7 FM)
Television ..... Steve Buckhantz, Phil Chenier, Chris Miller (Comcast SportsNet)

Knicks were the first opponent in Wizards history, defeating the then Chicago Packers, 120-103, at MSG on Oct. 19, 1961.

DID YOU KNOW

2011-12 Results

Jan. 6	at WAS	W	99 - 96
Feb. 8	at WAS	W	107 - 93
Apr. 13	at MSG	W	103 - 65

Overall Record 164-112
Home Record 92-39
MSG IV Record 75-31
Road Record 60-70
Verizon Center Record 10-16
Neutral Record 9-6
Knicks High Points ..... 47, Richie Guerin, Nov. 21, 1961
Wizards High Points ..... 49, Bernard King, Jan. 31, 1991
Knicks Team High Points ..... 150, Dec. 11, 1965
Wizards Team High Points ..... 142, Apr. 17, 1987
..... 142, Dec. 15, 1962

2012-13 Schedule

Nov. 30	at MSG	7:30 p.m.
Feb. 6	at WAS	7:00 p.m.
Mar. 1	at WAS	7:00 p.m.
Apr. 9	at MSG	7:30 p.m.

Overall Streak ..... Won 9
Last Win ..... Apr. 13, 2012
Last Loss ..... Jan. 30, 2010

Home Streak ..... Won 8
Last Win ..... Apr. 13, 2012
Last Loss ..... Dec. 6, 2006

Road Streak ..... Won 4
Last Win ..... Feb. 8, 2012
Last Loss ..... Jan. 30, 2010

2011-12 Wizards vs. Knicks

Player	G	GS	Min	FG	FGA	Pct.	3P	3PA	Pct.	FT	FTA	Pct.	Off	Def	Reb	Ast	PF	Dq	Stl	TO	Blk	Pts	Avg
Wall	3	3	113	24	56	.429	0	4	.000	11	16	.688	2	9	11	19	8	0	8	13	1	59	19.7
Young	2	2	74	12	31	.387	4	12	.333	3	4	.750	0	7	7	3	5	0	1	4	0	31	15.5
Blatche	1	1	28	7	11	.636	0	0	---	1	2	.500	1	5	6	1	3	0	3	3	2	15	15.0
Booker	2	1	62	11	15	.733	0	0	---	3	4	.750	4	10	14	2	5	0	2	1	2	25	12.5
Nene (Tot)	1	1	45	5	13	.385	0	0	---	2	6	.333	4	9	13	5	4	0	3	4	1	12	12.0
McGee	2	2	56	10	15	.667	0	0	---	1	3	.333	2	17	19	1	10	0	0	4	7	21	10.5
Evans	1	0	21	3	7	.429	1	3	.333	2	2	1.000	1	1	2	0	2	0	0	0	0	9	9.0
Crawford	3	1	69	8	34	.235	1	10	.100	7	9	.778	4	2	6	7	2	0	5	8	0	24	8.0
Mason	2	0	40	4	13	.308	2	9	.222	5	5	1.000	2	5	7	1	0	0	1	4	0	15	7.5
C. Singleton	3	2	74	7	16	.438	3	6	.500	1	2	.500	6	16	22	3	11	0	5	2	3	18	6.0
Martin	1	0	18	1	3	.333	1	2	.500	2	2	1.000	1	2	3	0	2	0	1	0	0	5	5.0
Seraphin	3	1	60	7	22	.318	0	0	---	0	0	---	6	6	12	1	7	0	0	7	8	14	4.7
Mack	2	0	23	3	6	.500	0	1	.000	2	2	1.000	1	1	2	3	1	0	0	3	0	8	4.0
J. Singleton	1	0	20	1	6	.167	0	1	.000	2	2	1.000	4	5	9	0	4	0	0	0	1	4	4.0
Lewis	1	1	23	1	4	.250	0	2	.000	0	0	---	1	3	4	0	2	0	0	5	0	2	2.0
Vesely	2	1	35	2	7	.286	0	0	---	0	0	---	2	6	8	2	7	0	1	2	2	4	2.0
Cook (Tot)	1	0	4	0	1	.000	0	1	.000	0	0	---	0	0	0	0	0	0	0	0	0	0	0.0
Cook (WAS)	1	0	4	0	1	.000	0	1	.000	0	0	---	0	0	0	0	0	0	0	0	0	0	0.0
Wizards	**3**		**720**	**101**	**247**	**.409**	**12**	**51**	**.235**	**40**	**53**	**.755**	**37**	**95**	**132**	**43**	**69**	**0**	**27**	**59**	**26**	**254**	**84.7**
Knicks	**3**		**720**	**115**	**254**	**.453**	**27**	**75**	**.360**	**52**	**67**	**.776**	**35**	**97**	**132**	**62**	**50**	**0**	**33**	**43**	**12**	**309**	**103.0**

2011-12 Knicks vs. Wizards

Player	G	GS	Min	FG	FGA	Pct.	3P	3PA	Pct.	FT	FTA	Pct.	Off	Def	Reb	Ast	PF	Dq	Stl	TO	Blk	Pts	Avg
Anthony	2	2	65	24	50	.480	2	5	.400	5	7	.714	4	8	12	4	6	0	2	7	1	55	27.5
Lin	1	1	36	9	14	.643	0	3	.000	5	6	.833	1	3	4	10	3	0	1	2	1	23	23.0
Smith	1	0	30	9	15	.600	4	8	.500	1	1	1.000	0	3	3	6	3	0	2	2	0	23	23.0
Stoudemire	1	1	41	9	21	.429	0	0	---	5	6	.833	2	10	12	2	3	0	2	5	0	23	23.0
Novak	2	0	50	12	21	.571	8	17	.471	5	5	1.000	0	6	6	0	6	0	1	0	2	37	18.5
Davis	1	1	23	7	9	.778	4	5	.800	0	0	---	0	1	1	2	0	0	2	3	0	18	18.0
Chandler	3	3	99	12	25	.480	0	0	---	21	28	.750	19	22	41	5	7	0	3	4	1	45	15.0
Shumpert	3	1	97	11	27	.407	2	8	.250	6	7	.857	0	10	10	10	4	0	8	6	1	30	10.0
Fields	3	3	87	9	20	.450	0	2	.000	4	7	.571	2	14	16	7	5	0	3	4	2	22	7.3
Bibby	3	0	59	6	16	.375	5	11	.455	0	0	---	2	3	5	6	5	0	4	2	0	17	5.7
Walker	2	1	47	3	13	.231	1	10	.100	0	0	---	1	9	10	3	3	0	1	1	1	7	3.5
Harrellson	2	0	32	2	6	.333	0	1	.000	0	0	---	1	7	8	3	2	0	1	2	2	4	2.0
Douglas	2	1	21	1	9	.111	1	4	.250	0	0	---	0	0	0	3	1	0	3	3	0	3	1.5
Jeffries	2	1	31	1	7	.143	0	1	.000	0	0	---	3	1	4	1	2	0	0	1	0	2	1.0
Jordan	1	0	2	0	1	.000	0	0	---	0	0	---	0	0	0	0	0	0	0	0	1	0	0.0
Knicks	**3**		**720**	**115**	**254**	**.453**	**27**	**75**	**.360**	**52**	**67**	**.776**	**35**	**97**	**132**	**62**	**50**	**0**	**33**	**43**	**12**	**309**	**103.0**
Wizards	**3**		**720**	**101**	**247**	**.409**	**12**	**51**	**.235**	**40**	**53**	**.755**	**37**	**95**	**132**	**43**	**69**	**0**	**27**	**59**	**26**	**254**	**84.7**

COURT DIMENSIONS
NBA

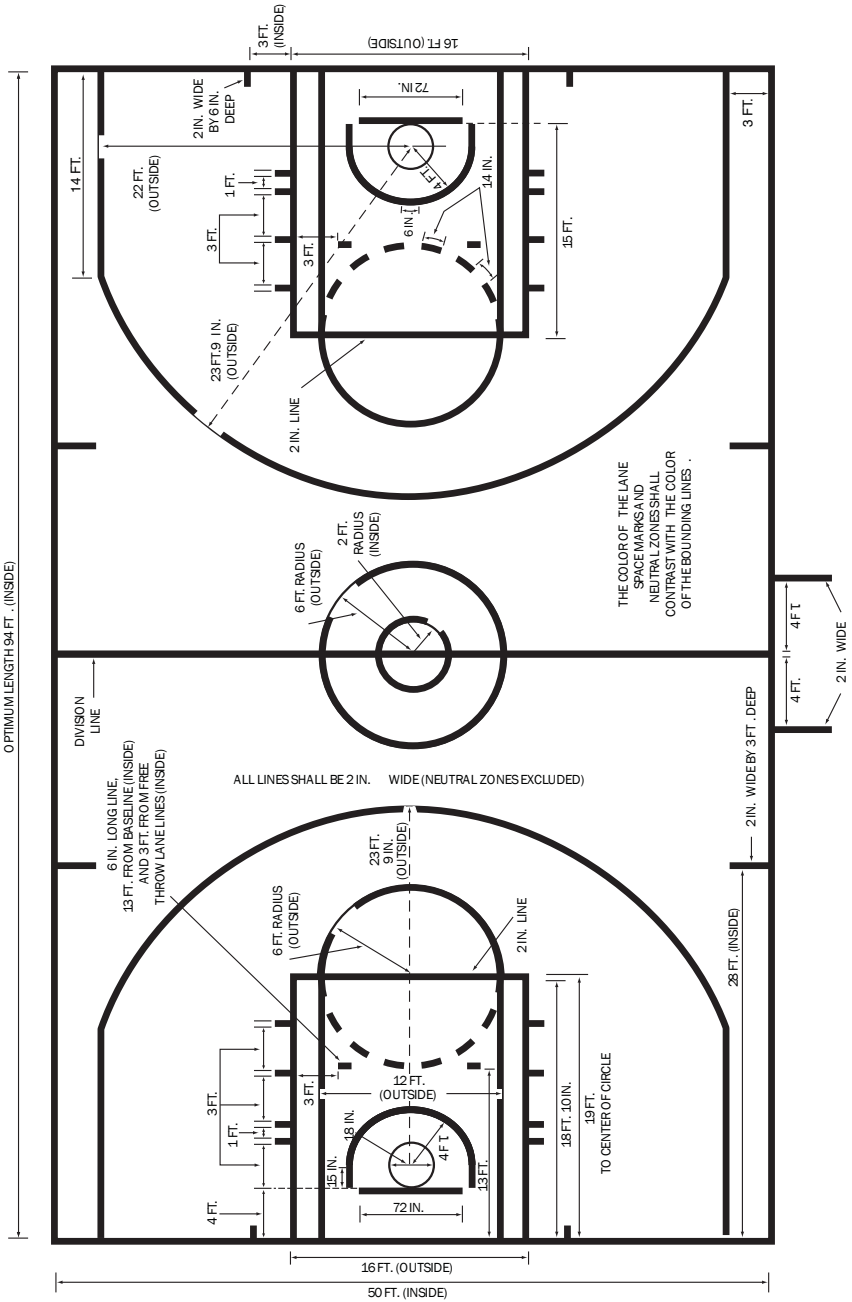

Garrett Elwood, NBAE/Getty Images

HISTORY

THE KNICKERBOCKERS STORY

Ned Irish: The Founding Father

The City's Team. The City Game. More than six decades of heroes and heroics. That's the legacy and tradition of the New York Knickerbockers, a charter member of the National Basketball Association and one of the benchmark franchises of American sports.

It is a history that includes six of the 50 Greatest Players in NBA History – Patrick Ewing, Willis Reed, Walt Frazier, Dave DeBusschere, Earl Monroe and Jerry Lucas...a tradition that embraces four of the 10 Greatest Coaches in League history, led by the legendary Red Holzman...a legacy written across eight trips to the NBA Finals and two World Championships, with the fabled 1970 team cited as one of the 10 Greatest Teams in League annals.

The Beginning

It all began on Jun. 6, 1946, when Madison Square Garden was granted a charter franchise in the newly-formed Basketball Association of America. The legendary Ned Irish, who would eventually be enshrined in the Basketball Hall of Fame in Springfield, was the Knicks' founding father and one of the infant circuit's pioneers.

The newly-christened Knickerbockers debuted on Nov. 1, 1946, edging the Toronto Huskies, 68-66 at famed Maple Leaf Gardens. Former Manhattan College mentor Neil Cohalan was the Knicks' first head coach, while Ossie Schectman, Stan Stutz, Jake Weber, Ralph Kaplowitz and Leo Gottlieb made up the inaugural starting lineup.

THIS NEARLY WAS MINE

New York was playoff-bound in each of its first 10 seasons, nine of those under the leadership of Joe Lapchick, the coaching genius whose 326 career wins helped him carve a niche in the Hall of Fame.

The Knicks made three consecutive trips to the NBA Finals, in 1951, 1952 and 1953. But they would be denied the summit all three times: first by Rochester, and then by the dynastic Minneapolis Lakers in 1952 and 1953.

Carl Braun was the club's premier scorer during those early days, averaging 14.1 points over a career that spanned 12 seasons and five All-Star selections. Braun's teammates included Harry Gallatin, the ferocious rebounder who still holds the club record of 610 consecutive games played; the great Dick McGuire, who set a playmaking standard by leading the club in assists for seven straight seasons (1950-56), popular Ernie Vandeweghe and pioneer pro Nat "Sweetwater" Clifton. The greatness of the early Knicks has been certified with the enshrinements of Gallatin and McGuire into the Hall of Fame, joining Lapchick and Irish.

Lean Years

New York made the playoffs only once in a 10-year span from the late '50s into the '60s, a period in which Iona's Richie Guerin earned a permanent place in Knicks lore with his sensational scoring and hard-nosed play. A six-time All-Star with New York, Guerin was the first Knick to score 50 points in a game when he poured in 57 on Dec. 11, 1959 against Syracuse, just one of 13 40-point performances during his career. Willie Naulls, Ray Felix, Jumpin' Johnny Green and Ken Sears were also major Knick heroes in those days.

The head coaching assignments during that era were handled by Vince Boryla, Fuzzy Levane, Braun, Eddie Donovan, Gallatin and McGuire.

Bradley and Reed exalt in '73 title

Willis makes his dramatic Finals entrance.

TAKE IT ALL!

Following a decade in the doldrums, the Knicks franchise would ultimately reach its zenith under William "Red" Holzman, the Hall of Fame coach who took over the reins in late 1967, just prior to the team's move from the venerable Old Garden on 49th Street to the gleaming New Garden above Penn Station. As Holzman assumed the helm, the team's "Golden Era" - which would include four 50+-win seasons, three Eastern Conference Championships and, of course, two NBA titles - was launched.

The Knicks climbed to basketball's pinnacle in 1969-70, riding a club record 18-game winning streak and a 60-22 regular season mark to the team's first NBA World Championship. Captain Willis Reed, the League's MVP, will forever be remembered for stepping onto the Garden court in spite of his severely injured leg, to the deafening roar of a capacity crowd... the impetus for a stirring and decisive seventh game triumph in the Finals against the Los Angeles Lakers. With Reed scoring the Knicks' first two baskets and Walt Frazier adding 36 points and 19 assists, New York nailed down its first NBA title with a 113-99 Game Seven win, forever stamping May 8, 1970 as the ultimate red-letter day in team history.

Along with Reed's contributions, the unprecedented success was keyed by fabled teammates such as Frazier, Bill Bradley, Dave DeBusschere and Dick Barnett, along with "Minutemen" Mike Riordan, Cazzie Russell and Dave Stallworth. Smart drafting and shrewd trades by Holzman and general manager Eddie Donovan - especially the fabled December 1968 acquisition of DeBusschere from Detroit - laid the foundation for success.

Holzman's club led the NBA in team defense five times over a six-year span from 1968-69 to 1973-74. The team captured the citizenry of the world's greatest basketball city, selling out the New Garden 26 times in 1969-70 after recording just six regular season sellouts in 22 seasons at the Old Garden.

Earl "The Pearl" Monroe, a Knicks nemesis during his days with the Baltimore Bullets, joined the Knicks in 1971-72 and teamed with Frazier to form one of the greatest backcourts in NBA history. Also acquired to shore up the front line was perennial All-Star Jerry Lucas.

In 1971-72, despite the season-long absence of Reed due to injury, the Knicks won the Eastern Conference title with Playoff wins over Baltimore and Boston. In 1972-73, Reed returned and a veteran Knick squad gutted its way to its second NBA Championship. They outlasted Boston in a classic Eastern Final series and then beat the Lakers in the Finals, becoming the first team in NBA history to defeat two 60-win teams en route to a title.

In tribute to the championship heroes, the retired numbers of Reed, Bradley, Frazier, Barnett, DeBusschere and Monroe hang from the Garden rafters. Reed, Bradley, Frazier, DeBusschere, Monroe and Lucas have all joined Holzman in the Naismith Memorial Basketball Hall of Fame.

Slump, then Surge

New York was a playoff force for nine straight seasons (1966-67 through 1974-75). But then a period of lean times befell the club as the '80s dawned, despite headline performances by Spencer Haywood, Ray Williams, Micheal Ray Richardson and future Hall of Famer Bob McAdoo. Holzman and Reed presided as coach as the Knicks made the Playoffs only twice in a seven-year span from 1976 to 1982.

Two dynamic and unforgettable personalities played the central roles as the Knicks' fortunes turned in the early '80s...head coach and future Hall of Famer Hubie Brown, and scorer extraordinaire Bernard King. In 1984, Brown guided the Knicks to a memorable first-round playoff victory over Detroit. King developed into perhaps the greatest offensive force in club history, becoming the first - and so far the only - Knick ever to lead the NBA in scoring with a 32.9 average in 1984-85.

Jackpot!

On Mother's Day 1985, the Knicks won the rights to Georgetown superstar Patrick Ewing in the first-ever NBA Lottery. It would prove to be a major turning point in the club's history. Ewing authored 15 memorable years in New York, becoming an 11-time All-Star, the all-time club leader in virtually every category and arguably the greatest player to ever wear the orange and blue, a headline performer whose No. 33 would be hoisted to the Garden rafters in 2003. But a crippling 1985 knee injury to King set off a three-year dry spell in which the Knicks would win only 24, 23 and 24 games, missing the Playoffs all three years as Garden attendance plummeted.

But a decade-plus period in which the Knicks would again reign as one of the game's elite began in 1987-88. Under General Manager Al Bianchi and Head Coach Rick Pitino and buoyed by Rookie of the Year Mark Jackson, the Knicks gained a playoff spot in the season's final game. The next year, with newly-acquired Charles Oakley and Kiki Vandeweghe on board, the Knicks won 52 games (including 26 straight at home) and the Atlantic Division title. In 1989-90, behind an MVP-caliber season by Ewing, the Knicks rose from an 0-2 hole and defeated the arch-rival Celtics in the first playoff round with an emotional Game Five triumph at Boston Garden.

George Kalinsky for Madison Square Garden

All-Stars Oakley, Ewing and Starks

It's All About Soul

Club president Dave Checketts - named on Mar. 1, 1991 - and eventual President and General Manager Ernie Grunfeld then guided the Knicks into an unforgettable era by hiring future Hall of Fame coach Pat Riley and adding the likes of Xavier McDaniel, Rolando Blackman, Anthony Mason, Doc Rivers, Charles Smith and Derek Harper. The Riley Era - 1991-92 through 1994-95 - resulted in an unprecedented four consecutive 50+ win seasons, two Atlantic Division titles, two trips to the Eastern Conference Finals, and a series of electrifying Playoff runs that captivated the entire nation.

In 1992-93, the Knicks rewrote the club record book with a franchise-record-tying 60 wins, a club record 37 home victories and, ultimately, their first appearance in the Eastern Conference Finals in nearly two decades.

Then, keyed by one of the greatest defensive units in NBA history (91.5 points allowed) and All-Star seasons from Ewing, Oakley and John Starks, the 1993-94 Knicks ended the three-year championship reign of the Chicago Bulls with an emotional playoff triumph, then bested Indiana to earn their first Eastern Conference Championship in 21 years, only to be denied the ultimate prize in a seven-game nail-biter NBA Finals series against Houston. A 55-win season in 1994-95 and a heartbreaking seven-game Playoff loss to Indiana was followed soon after by Riley's resignation as head coach.

As a final, fitting postscript to the Riley Era, both Ewing and Riley earned first-ballot election to the Basketball Hall of Fame with the Class of 2008.

Jeff's Time

After seven years as an assistant coach, youthful Jeff Van Gundy succeeded future Hall-of-Famer Don Nelson as head coach on Mar. 8, 1996. Following the 1995-96 season, Grunfeld engineered an extensive off-season facelift that put Larry Johnson, Allan Houston, Chris Childs and Buck Williams in Knicks uniforms. The results were a 57-win season in 1996-97, followed by an emotional first-round Playoff triumph over Miami in 1997-98, a season marred by a wrist fracture suffered by Ewing that sidelined the All-Star center for the final two-thirds of the regular season.

Electrifying Latrell Sprewell and youthful Marcus Camby came aboard in 1998-99 to help write one of the most memorable chapters in the club's storied history. Following a 27-23 regular season, the Knicks stormed from the East's eighth seed to win the Eastern Conference title with thrilling Playoff triumphs over arch-rivals Miami and Indiana and a decisive four-game sweep of Atlanta, before the ultimate heartbreak of a five-game Finals loss to San Antonio.

George Kalinsky for Madison Square Garden

The Big Fella was a member of two NBA Finals teams.

In 2000, the Knicks made their second straight march to the East Finals, highlighted by their third straight Playoff triumph over Miami, as Ewing concluded his 15-year, Hall of Fame Knick career. Van Gundy, meanwhile, would ultimately log 248 career wins to become the third-winningest coach in franchise history, behind only the storied duo of Holzman and Lapchick.

THE KNICKS ARE BACK...

Following the end of both the Knicks' string of 14 consecutive Playoff appearances and their decade-long streak of 433 home sellouts, Hall-of-Famer Isiah Thomas was appointed president, basketball operations on Dec. 22, 2003. Over the next five seasons, Hall-of-Famers Lenny Wilkens, Larry Brown and ultimately Thomas would coach the Knicks, with Wilkens leading New York to a Playoff berth in 2004.

The Knicks' journey back toward elite status began in the spring of 2008, with the naming of New York native Donnie Walsh as president, basketball operations and the hiring of Mike D'Antoni as head coach. In 2008-09, D'Antoni engineered a nine-game improvement in the win column. The following year, David Lee became the Knicks' first NBA All-Star since 2001, Nate Robinson capped a span in which he won three NBA Slam Dunk Championships, and Italian import Danilo Gallinari emerged as one of the game's deadliest three-point threats.

Rebecca Taylor, MSG Photos

Meanwhile, Walsh presided over an extensive roster makeover climaxed by an eight-month period over 2010-11 in which the Knicks acquired perennial All-Stars Amar'e Stoudemire from Phoenix and Carmelo Anthony from Denver. In 2010-11, the Knicks marched to their first winning record in a decade and their first Playoff berth since 2004.

The Knicks' rebirth continued in 2011-12 with the promotion of Glen Grunwald to the general manager's chair, his acquisition of eventual 2012 NBA Defensive Player of the Year Tyson Chandler, and the Mar. 14 naming of NBA coaching veteran Mike Woodson as head coach. In a season highlighted by an 18-6 record under Woodson, an All-Star performance by Anthony and the mid-season heroics of unheralded free agent signee Jeremy Lin, the Knicks nailed down their second straight NBA Playoff berth while extending their home sellout streak to 68...all of which gave a stunning validity to Stoudemire's original 2010 promise that, "The Knicks are back!"

Now, with renewed spirit and youth — further embodied by 2012 All-Rookie First Teamer Iman Shumpert and the acquisitions of perennial All-Star Jason Kidd and 1999 stalwarts Camby and Kurt Thomas - amid the spectacular setting of a transformed Garden, New York's Team faces the 2010s with the promise of even greater heights.

The Name…

The term "Knickerbockers" traces its origin to the Dutch settlers who came to the New World - and especially to what is now New York - in the 1600s. Specifically, it refers to the style of pants the settlers wore...pants that rolled up just below the knee, which became known as "Knickerbockers", or "knickers".

In 1809, legendary author Washington Irving solidified the knickerbocker name in New York lore when he wrote the satiric *A History of New York from the Beginning of the World to the End of the Dutch Dynasty* under the pseudonym Diedrich Knickerbocker. Later known as *Knickerbocker's History of New York*, Irving's book introduced the word "knickerbocker" to signify a New Yorker who could trace his or her ancestry to the original Dutch settlers.

With the publication of Irving's book, the Dutch settler "Knickerbocker" character became synonymous with New York City. The city's most popular symbol of the late 19th and early 20th centuries was "Father Knickerbocker", complete with cotton wig, three-cornered hat, buckled shoes, and, of course, knickered pants.

At the same time, the term "Knickerbocker" became indelibly linked to anything and everything New York...from Jacob Ruppert's Knickerbocker Beer to the 1938 Broadway musical *Knickerbocker Holiday* (which starred Walter Huston and featured the haunting "September Song") to famed society gossip columnists Cholly Knickerbocker (the nom de plume used by Maury Paul and Igor Cassini) and Suzy Knickerbocker (Aileen Mehle).

The Knickerbocker name had its first use in the sports world in 1845, when Alexander Cartwright's Manhattan-based baseball team — the first organized team in baseball history — was named the "New York Knickerbockers" or the "Knickerbocker Nine." The Knickerbocker name stayed with the team even after it moved its base of operations to Elysian Fields at Hoboken, NJ in 1846. (The baseball link may have prompted Casey Stengel to joyously exclaim, "It's great to be back as the manager of the Knickerbockers!" when he was named pilot of the newborn Mets in 1961).

Thus, the Knickerbocker name had been an integral part of the New York scene for more than a century when the Basketball Association of America granted a charter franchise to the city in the summer of 1946. As can best be determined, the final decision to call the team the "Knickerbockers" was made by the club's founder, the legendary Ned Irish.

The late Fred Podesta, the longtime Garden executive who passed away in 1999, once recalled, "The name came out of a hat. We were all sitting in the office one day - Irish, (publicity man) Lester Scott and a few others on the staff. We each put a name in the hat, and when we pulled them out, most of them said Knickerbockers, after Father Knickerbocker, the symbol of New York City. It soon was shortened to Knicks."

In keeping with another New York tradition, the team's colors have always (except for the years from 1979-80 through 1982-83) been orange, blue and white...the official colors of New York City.

So now you know.

The Logo…

Including minor color and style alterations, the Knicks have used only three primary logos in their 67-year history:

Father Knick: The original Knicks logo, used from the inaugural 1946-47 season through 1963-64, was that of a smiling Father Knickerbocker dribbling a basketball, the brainchild of famed sports cartoonist Willard Mullin of the *New York World-Telegram*.

Old School Classic: For the 1964-65 season, the Knicks unveiled their "classic roundball" logo, created by artist Bud Freeman of the J.C. Bull advertising agency. It was the logo under which the Knicks won both of their NBA Championships, and, with minor color and style alterations, remained in use through 1991-92, a total of 28 seasons.

Alterations to the "classic roundball" logo included maroon lettering (1980-81 through 1982-83), and the "brown ball" (1983-84 through 1988-89) and "orange ball" (1989-90 through 1991-92) versions that were introduced to more closely conform to standard PMS colors.

During the late '60s and early '70s, the Knicks also used a secondary "ball-in-the-box" logo on game tickets and selected club merchandise.

The Triangle: On Jun. 17, 1992, the Knicks unveiled a unique, updated version of the club logo, featuring three-dimensional, modernized lettering newly framed in a triangle. The new logo was designed by NBA Marketing, an effort headed by creative director Tom O'Grady.

In 1995-96, the words "New York" were added at the top of the logo. In 2011-12, several subtle style changes were made, including bolder trim, a shade of silver and the elimination of the black dropshadow beneath the letters.

The "triangle" logo will be in use for its 21st season in 2012-13. While the Knicks logo has sometimes been depicted without the triangle in recent years, the "triangle" version - and nothing else - is the definitive primary club symbol.

And More: While the "triangle" logo remains the Knicks' primary trademark, the club has used several additional secondary logos, including the Golden Anniversary logo in 1996-97, the "Knicks 2000" millennium logo in 1999-2000, the familiar "NYK Subway Token" logo, and – introduced in 2011-12 – a newly-designed "roundball" logo that updates the "ball-in-the-box" emblem of the late '60s and early '70s.

First introduced in 1995-96 and widely used over the past decade, the "NYK Subway Token" logo was added to the backs of the players' jerseys in 2002-03, and took on additional nostalgic value with the formal retirement of the subway token by the city's Transportation Authority in spring 2003. Several subtle changes, including a thinning of the letter font, were incorporated into the "Subway Token" logo in 2011-12.



HOLZMAN
613

RED HOLZMAN

Retired on
Mar. 10, 1990

Knicks honored their Hall of Fame mentor by "retiring" his number of regular season victories as NY pilot…Winningest coach in club history (613-483) led Knicks to both of their NBA titles (1970 and 1973)…1970 NBA Coach of the Year…Had two separate tenures as Knicks mentor (1967-68 thru 1976-77, and again from 1978-79 through 1981-82)…Piloted Knicks to five 50-plus win seasons and three Eastern Conference titles…Retired as the second-winningest coach in NBA history (696 career wins, trailing only Red Auerbach's 938); currently ranks 17th on all-time NBA win list…Member of 1951 Rochester Royals club that beat Knicks in NBA Finals…Earned Hall of Fame honors in 1985…Named one of NBA's All-Time Top 10 Coaches of League's first 50 years…Served as coaching mentor to former Knick Phil Jackson, who would forge Hall of Fame career with record 11 NBA Championships as a head coach…Following coaching career, continued to shape Knicks fortunes as the club's basketball consultant…Knicks mourned the passing of their club patriarch on Nov. 13, 1998.

FRAZIER
10

WALT FRAZIER

Retired on
Dec. 15, 1979

"Clyde"...Stylish, legendary floor general of both Knicks championship teams...Catlike moves and finesse enabled him to set unprecedented defensive standard...Seven-time NBA All-Star (MVP of 1975 Game), four-time All-NBA first team selection and seven-time All-Defensive pick...Named one of 50 Greatest Players of NBA's first half-century...The all-time Knicks leader in assists (4,791), and is second in games (759), minutes (28,995) and total points (14,617)...Helped forge Knicks' first NBA title in '70 with virtuoso performance (36 pts, 19 ast, 12-12 FTA) in Game Seven finale vs. Lakers...Given everlasting "Clyde" moniker by trainer Danny Whelan and late teammate Nate Bowman...Spent last three NBA seasons with Cleveland...Elected to Hall of Fame in 1987...Honored in 2009 in inaugural class of Knicks Legends…Has served for more than two decades as Knicks broadcast color analyst.

BARNETT
12

DICK BARNETT

Retired on
Mar. 10, 1990

Author of the unique and unmistakable "question mark" jump shot and backcourt ace for both Knicks title teams...Spent first five NBA seasons with Syracuse and Los Angeles, then was acquired by Knicks for Bob Boozer on Oct. 14, 1965...Averaged 15.6 points in nine Knicks seasons, including 23.1 points per game in 1965-66...1968 NBA All-Star...Averaged 14.9 points for 1970 NBA Champs...Tenth on all-time Knicks list in games (604), seventh in minutes (18,442) and eighth in total points (9,442)...Forever linked to cry of "Fall back, baby!"...Earned doctorate in education from Fordham in 1991...Currently serves as consultant to several pro franchises…Honored in 2010 class of Knicks Legends.

MONROE
15

EARL MONROE

Retired on
Mar. 1, 1986

"The Pearl"...Basketball's consummate showman brought his magic act to the Garden in stunning trade with Bullets, Nov. 10, 1971...Played nine seasons with Knicks (1971-72 through 1979-80) after spending four in Baltimore...Averaged 16.2 points as a Knick, including 20.9 points in 1974-75 and 20.7 in 1975-76...Earned long-awaited NBA Championship ring averaging 15.5 points for '73 club, and led Knicks with 23 points in Game Five title clincher vs. Lakers...Averaged 18.8 points for pro career and was four-time NBA All-Star (twice with Knicks)...Seventh on all-time Knicks career list with 9,679 points...Enshrined in Basketball Hall of Fame in 1990; Garden Walk of Fame in 1998...Named one of NBA's 50 Greatest Players of League's first half-century...Only Knicks honoree whose number has been retired by two teams (Wizards retired his Bullets No. 10 on Dec. 1, 2007)...Honored in 2010 class of Knicks Legends...Currently president of the New Jersey-based Earl Monroe Group, has worked as Knicks radio color analyst and MSG Network studio analyst, and is national spokesman for BPH (benign prostatic hyperplasia; enlarged prostate) and diabetes awareness.

McGUIRE
15

DICK McGUIRE

Retired on
Mar. 14, 1992

"Tricky Dick"…Hall of Famer shaped franchise's destiny over 53 years as player, head coach, assistant coach, chief scout, and in final post as team's senior basketball consultant, touching each of the eight decades of Knicks history from 1940s through 2010s…Synonymous with New York City basketball, Big Apple product set standard for backcourt wizardry in early days of NBA following stellar career at St. John's…Enjoyed eight standout seasons as a Knick, earning five All-Star Game designations and leading Knicks to three straight appearances in NBA Finals (1951-52-53)…Led Knicks in assists for seven straight seasons, and is still third on all-time club list with 2,950 assists…Career 8.0 point-scorer as a Knick…Finished playing career with three years in Detroit…Coached Knicks to 1967 NBA Playoffs, ending seven-year NY playoff dry spell…Piloted 1967-68 Knicks squad that included rookies Walt Frazier, Bill Bradley and Phil Jackson, all future Hall of Famers…Earned long-overdue Hall of Fame enshrinement in 1993; inducted into Garden's Walk of Fame in 2003…With late brother Al, represents only brother combination in Springfield Hall of Fame…Namesake and first winner of Dick McGuire Knicks Legacy Award in 2009…Basketball world mourned his passing at age 84 on Feb. 3, 2010.

KNICKS RETIRED NUMBERS
HISTORY

REED
19

WILLIS REED

Retired on Oct. 21, 1976

"The Captain"...Backbone of both Knicks championship teams...Ten unforgettable seasons in New York resulted in seven All-Star Game appearances and five All-NBA designations (first or second team)...One of 50 Greatest Players of NBA's first half-century...Made immediate impact in 1964-65 as first Knick ever to be named NBA Rookie of the Year...Central figure in club's rise to greatness...Averaged 21.7 points in 1969-70 championship season, becoming first NBA player to earn "Triple Crown" of awards (MVP of regular season, All-Star Game and Finals)...Climaxed Knicks' road to 70 Game Seven clincher vs. Lakers...After sitting out virtually all of 1971-72 with injuries, led Knicks to NBA summit again in 1972-73, earning second Finals MVP award...Second on all-time club list in rebounds (8,414), eighth in games played (650) and third in total points (12,183)...First Knick to have uniform number retired...Enshrined into Hall of Fame in 1982...Coached Knicks for a season-and-a-half in late '70s...Honored in 2009 in inaugural class of Knicks Legends…Enjoyed 16-year front office and coaching career with New Jersey Nets, then returned to Knicks for one season as special basketball advisor...Retired to his native Louisiana in summer 2007 following three years as vice president, basketball operations for the New Orleans-Oklahoma City Hornets.

DeBUSSCHERE
22

DAVE DeBUSSCHERE

Retired on Mar. 24, 1981

Hard-nosed blue collar hero proved to be final piece of Knicks' championship puzzle upon acquisition from Detroit in December '68...Aggressive frontliner earned NBA All-Defensive honors six times with Knicks, and All-Star Game designation in each of his five full seasons with New York...Averaged 14.6 points in his first full Knicks campaign (1969-70), as New York soared to first NBA title...Posted a 16.3 scoring average in second championship season of 1972-73...Seventh on all-time club list in rebounds (4,671)...Averaged 16.1 points for 12-year NBA career that started in Detroit, where he also served as player-coach...Following playing career, served as GM for both Nets and Knicks...As final commissioner of ABA, was instrumental in pro hoop merger of 1976...Enshrined into Hall of Fame in 1983...Named one of NBA's 50 Greatest Players of League's first half-century...Sports world mourned his sudden passing on May 14, 2003.

BRADLEY
24

BILL BRADLEY

Retired on Feb. 18, 1984

"Dollar Bill"...Followed legendary college career at Princeton with 10-year Knick tenure in which he played a key role on both championship teams...Joined Knicks following Rhodes Scholarship tenure at Oxford...Posted 14.5 points per game for NBA Champions in 1969-70, and career high 16.1 scorer in second championship season of 1972-73...Career .840 free throw shooter, and led Knicks from the line eight straight years...1973 NBA All-Star...Career 12.4 point-scorer...Third on all-time club list in games played (742); ninth in total points (9,217)...Pro debut before sellout house at Old Garden (Dec. 9, 1967 vs. Detroit) still ranks as one of most electrifying events in club history...Dubbed "Dollar Bill" by sportswriter Leonard Lewin at memorable first press conference as a Knick in 1967...Elected to Hall of Fame in 1982...Served 18-year tenure as U.S. Senator from New Jersey (1978-1996) as prelude to run for Democratic presidential nomination in 2000...Delivered memorable keynote addresses at 1992 Democratic Convention at MSG and 2000 Convention in Los Angeles...Author of seven best-selling books, including his latest, "We Can All Do Better" (Vanguard Books, 2012).

EWING
33

PATRICK EWING

Retired on Feb. 28, 2003

"The Big Fella"...Literal center of attention of the longest sustained period of success in franchise history, as Hall of Famer became the all-time club leader in virtually every category and arguably the greatest player to wear the orange and blue...Seven-time All-NBA selection, three-time All-Defensive, 11-time All-Star...Named one of the 50 Greatest Players in NBA History...1986 NBA Rookie of the Year...All-time Knicks leader in total points (23,665), games played (1,039), rebounds (10,759), blocks (2,758), steals (1,061) and minutes (37,586)...Played 15 (of 17) seasons in Knicks livery, by far the most in club history...Led Knicks to Playoffs for 13 consecutive years, including three Atlantic Division titles, four appearances in Conference Finals and Eastern Conference titles in 1994 and 1999...Knicks career ended with summer 2000 megadeal; played final two NBA seasons with Seattle and Orlando...16th on all-time NBA scoring list (24,815)...Has served for the past decade as an NBA assistant coach, most recently with Orlando Magic...Son Patrick Jr. was drafted by Sacramento in 2008 and had training camp/Summer League stints with Knicks in 2009-10, and made NBA debut in 2010-11 with New Orleans...Climaxed storied career with first-ballot Hall of Fame enshrinement with the Class of 2008...Honored in 2009 in inaugural class of Knicks Legends.

A listing of some of the milestone dates in the Knickerbockers' 66-year history as a charter member of the NBA.

Jun. 6, 1946: The Knicks are born at the first organizational meeting of the Basketball Association of America. New York is granted a charter franchise, along with Boston (Celtics), Philadelphia (Warriors), Providence (Steamrollers), Toronto (Huskies), Washington (Capitols), Chicago (Stags), Cleveland (Rebels), Detroit (Falcons), Pittsburgh (Ironmen) and St. Louis (Bombers)...Of the 11 original NBA franchises, only the Knicks, Celtics and Warriors remain, with the Knicks and Celtics the only two charter members still in their original cities.

Jul. 23, 1946: New York's BAA entry announces its name...the Knickerbockers.

Nov. 1, 1946: The First Game in Knicks History. Knicks defeat Toronto, 68-66 at fabled Maple Leaf Gardens. Leo Gottlieb leads the Knicks with 12 points.

Nov. 11, 1946: The Big Apple sees New York's Team for the first time, as the Knicks make their home debut. Before a crowd of 17,205 at the Old Garden on 49th Street, the Knicks lose to Chicago in overtime, 78-68. CCNY's Sonny Hertzberg leads the Knicks with 14 points.

Apr. 12, 1952: In the first game of the NBA Finals against the Lakers at St. Paul, the Knicks are victimized by a legendary non-call by officials Sid Borgia and Stan Stutz. Late in the first period, New York's Al McGuire hits a driving layup, and is fouled. However, McGuire is sent to the line for two free throws...Borgia and Stutz merely called the foul, and neither saw the ball go in the basket! Despite the protestations of coach Joe Lapchick (including a personal appeal to NBA commissioner Maurice Podoloff, seated at courtside), the call stands. McGuire goes to the line and hits one of two free throws. So, instead of a possible three points on the play, the Knicks get just one. Ultimately, it proves most costly as the Lakers win in overtime, 83-79, en route to a seven-game series triumph.

Jan. 21, 1954: The Old Garden hosts the NBA All-Star Game for the first time, and 16,487 see the East triumph in overtime, 98-93 behind Bob Cousy's 20 points. George Mikan's two (underhanded) free throws with no time left in regulation send the game into the extra session. It's the first of three NBA All-Star Games that will be played at the Old Garden.

Mar. 2, 1962: In the greatest single-game scoring performance in NBA history, Philadelphia's Wilt Chamberlain scores 100 points as the Warriors defeat the Knicks, 169-147 at Hershey, PA. Philadelphia's 169 points still stand as an all-time opposition high vs. Knicks.

Dec. 9, 1967: Before a packed Garden house of 18,499 (one of only six times the Knicks sold out the Old Garden) and a worldwide press contingent, Bill Bradley makes his long-awaited Knicks debut. Entering the game at the start of the second quarter, Dollar Bill nails his first pro shot, a left side baseline jumper. Bradley winds up with eight points in 20 minutes, but it isn't enough as the Knicks lose to Detroit, 124-121.

Dec. 27, 1967: Red Holzman is named head coach, replacing Dick McGuire (the two exchange positions, with McGuire named head scout).

Jan. 23, 1968: Three weeks before closing its doors forever, the Old Garden plays host to its third and last NBA All-Star Game. Before a sellout crowd of 18,422, Philadelphia's Hal Greer scores 21 points (19 in the third quarter) to lead the East to a 144-124 win. Of the 27 players and coaches selected to participate in the 1968 Game, 15 of them would be named among the NBA's 50 Greatest Players at the League's Golden Anniversary celebration in 1996-97. The '68 All-Star Game is the first NBA All-Star Game to be televised live from coast-to-coast on a major network (ABC) in prime time.

Feb. 10 and 14, 1968: Farewell to one home, hello to another. On the 10th, the Knicks play their last game at the Old Garden; then, four days later, play their first game at the New Garden. The Knicks win both, taking the finale on 49th Street, 115-97 over the 76ers, then winning their first game at 33rd and Seventh, 114-102 over San Diego.

Dec. 19, 1968: The Trade...Walt Bellamy and Howard Komives to Detroit for Dave DeBusschere.

Nov. 28, 1969: "What a game! What a game!" shouts TV voice Bob Wolff. Knicks score six points in the final 16 seconds to defeat Cincinnati, 106-105, and run their winning streak to a then-NBA record 18 straight games (the streak will end the next night with a loss to Detroit at MSG). The game against the Bob Cousy-coached Royals is played at the old Cleveland Arena, later the original home of the Cavs and immortal in rock 'n roll history as the site of Alan Freed's legendary 1952 Moondog Coronation Ball.

May 8, 1970: CHAMPS! Knicks 113, Lakers 99 in Game Seven of the Finals at MSG. Willis Reed's (4 pts, 27 min) last-minute entrance ignites the Garden, then Knicks get 36 points and 19 assists from Walt Frazier to nail down their first NBA title.

Nov. 18, 1972: Trailing Milwaukee 86-68 late in the fourth quarter, Knicks run off 19 straight points in the game's final 5:11 to defeat the Bucks, 87-86 at MSG, in perhaps the most famous regular season game in club history.

Apr. 22, 1973: Roaring back from a 17-point second-half deficit, Knicks outlast Boston 117-110 in a double-overtime thriller in Game Four of the East Finals at the Garden. Walt Frazier leads the way with 37 points as Knicks take a 3-1 series lead over Boston.

Apr. 29, 1973: After squandering a 3-1 series lead with losses in Games Five and Six, Knicks nail down the Eastern Conference title with a do-or-die 94-78 Game Seven triumph at Boston, becoming the first team ever to defeat the Celtics in Game Seven of a Playoff series.

May 10, 1973: CHAMPS AGAIN! Knicks 102, Lakers 93 in Game Five of the Finals at the LA Forum. Earl Monroe scores a game-high 23 points while Willis Reed (16.4 points, 9.2 rebounds) is named Finals MVP for the second time in four years.

Jan. 31-Feb. 1, 1984: Back-to-back 50-point games for Bernard King (at San Antonio and Dallas).

Dec. 25, 1984: Bernard King authors the greatest single-game scoring performance in franchise history, pouring in 60 points in a 120-114 Christmas Day loss to New Jersey at the Garden.

Mar. 23, 1985: On his way to becoming the first and only Knick to lead the League in scoring (32.9), Bernard King suffers a torn right anterior cruciate ligament in a game at Kansas City, an injury that will haunt the Knicks for years to come.

May 12, 1985: Knicks win the first-ever NBA Lottery, enabling them to select Georgetown center Patrick Ewing in the upcoming NBA Draft.

Jan. 15, 1990: Trent Tucker's three-point bomb off a Mark Jackson inbound (coming with the bare minimum of 0:00.1 showing on the clock) gives the Knicks a 109-106 Martin Luther King Day win over Chicago at the Garden and leads the following year to the institution of the 0.3-second "Trent Tucker Rule".

KNICKS DATE BOOK
HISTORY

May 6, 1990: Knicks complete one of the most stunning turnarounds in Playoff history with a 121-114 Game Five victory at Boston, enabling them to snap an overall 26-game losing streak at Boston Garden and become just the third team in League history to rally from an 0-2 deficit to win a best-of-five series.

Dec. 18, 1992: Two years after their fabled 1990 Playoff win, Knicks end another losing streak at Boston Garden with 113-87 rout of Celtics, snapping a 23-game regular season losing streak on the fabled parquet floor (first regular season win at Boston since Feb. 29, 1984).

May 25, 1993: In the final minute of Game Two of the East Finals against Chicago, John Starks authors perhaps the single most famous play in Knicks history, splitting the Bulls defense for "The Dunk", a driving, left-handed tomahawk slam that sends the Garden into a frenzy. Coming with :47.3 left, The Dunk gives the Knicks a five-point lead in their eventual 96-91 win. (Knicks led series 2-0 after this game, but would fall to the Bulls in six).

Dec. 16, 1993: Patrick Ewing becomes the Knicks' all-time leading scorer with his 14,618th career point, passing Walt Frazier (14,617)...Ewing's record-breaker is a 12-foot baseline jumper (Oakley assist) with 9:39 left in the third quarter of a 108-85 win over the Lakers at MSG.

May 22, 1994: Knicks end the three-year championship reign of the Chicago Bulls with an 87-77 win in Game Seven of the East Semis at MSG.

Jun. 5, 1994: Knicks earn their first trip to the NBA Finals in 21 years, defeating Indiana 94-90 in Game Seven of the East Finals at MSG. Ewing (24 points, 22 rebounds) authors the game's key play, a follow-up, two-handed slam of Starks' missed layup, to give NY the lead for good with :26.9 left.

Jun. 22, 1994: Knicks title dreams fall one game short of reality as they lose Game Seven of the NBA Finals, 90-84 at Houston. It's their 25th Playoff game of the season, an all-time NBA record that would not be broken until 2008 (Boston).

Mar. 28, 1995: The Double Nickel Game...Two weeks after returning to basketball, Chicago's Michael Jordan scores 55 points (21-37 FGA, 3-4 from Downtown, 10-11 FTA) to lead the Bulls to a 113-111 win over the Knicks at MSG.

Jun. 15, 1995: Pat Riley resigns as head coach, after leading Knicks to four 50+ win seasons, two Atlantic Division titles, two trips to the Conference Finals, and the 1994 Eastern Conference Championship.

Oct. 29, 1996: The NBA unveils its 50th Anniversary team to include Dave DeBusschere, Patrick Ewing, Walt Frazier, Jerry Lucas, Earl Monroe and Willis Reed.

Nov. 1, 1996: Fifty years to the day after playing their first game, the Knicks return to Toronto's Maple Leaf Gardens to open their 50th Anniversary season, defeating the Raptors 107-99.

Dec. 30, 1996: The team records its 2,000th regular season victory, defeating the New Jersey Nets, 98-86, at Madison Square Garden.

Dec. 20, 1997: Ewing suffers the most devastating injury of his career, a Lunate dislocation and torn ligaments of the right wrist, in the final seconds of the first half of a 98-78 loss at Milwaukee. The injury will sideline the perennial All-Star until the second round of the Playoffs.

Feb. 8, 1998: Garden IV hosts its first NBA All-Star Game, the first mid-season classic in New York in 30 years. An All-Star for the 12th time, Chicago's Michael Jordan earns MVP honors with 23 points in the East's 135-114 win.

Nov. 13, 1998: Leukemia claims the life of Hall of Fame Coach Red Holzman at age 78.

May 16, 1999: The Shot (first version)...Allan Houston's running one-hander hits off both the rim and the backboard, then drops through with :00.8 left, giving the Knicks a thrilling 78-77 win in the deciding Game Five of the first Playoff round at Miami. Knicks become just the second eighth-seeded team in Playoff history to defeat a first-seed, and knock the arch-rival Heat out of the Playoffs for the second of three straight years.

Jun. 5, 1999: The Shot (second version)...Larry Johnson's first career four-point play (3PT FGM, fouled by Antonio Davis, FTM), with :05.7 left, echoes throughout the basketball world and gives the Knicks a 92-91 win over Indiana in Game Three of the East Finals at MSG.

Jun. 11, 1999: Knicks become the first eighth-seeded team in NBA history to win a conference title, defeating Indiana 90-82 in Game Six of the East Finals at MSG, to earn their second Eastern Conference Championship in the decade of the '90s.

Jun. 25, 1999: One of the most memorable Playoff runs in club history ends as Knicks drop Game Five of the Finals, 78-77 to San Antonio at MSG, as Latrell Sprewell's last-second miss gives Spurs their first NBA title. It's the latest game calendarwise in NBA history.

Sep. 20, 2000: An unforgettable era comes to an end as future Hall of Famer Patrick Ewing - the all-time franchise leader in virtually every category and arguably the greatest Knick of all time - is traded to the Seattle SuperSonics in a four-team, 12-player trade, at the time the largest single trade in NBA history.

Mar. 14, 2004: In the biggest recorded comeback in team history, Knicks roar back from a 26-point deficit (65-39) to defeat Milwaukee, 103-100, at the Bradley Center.

Oct. 17, 2005: Allan Houston announces his retirement as an NBA player and finishes his career as the franchise's fourth leading scorer with 11,165 points.

Dec. 20, 2006: David Lee's soaring tip-in of Jamal Crawford's inbound (coming with bare-minimum of 0:00.1 left) completes a modern-day Miracle on 33rd Street and gives Knicks 111-109 double-overtime win over Bobcats at the Garden.

Sep. 5, 2008: In their first years of eligibility Patrick Ewing and Pat Riley are enshrined into the Naismith Memorial Hall of Fame in Springfield, MA.

Jul. 9, 2010: Extensive off-season makeover ignited with acquisition of perennial NBA All-Star Amar'e Stoudemire via sign-and-trade with Phoenix.

Feb. 22, 2011: Knicks acquire four-time NBA All-Star Carmelo Anthony to climax stunning eight-month makeover.

FRONT OFFICE PERSONNEL
HISTORY

General Managers

The Knicks did not designate the general manager's position until 1957-58. Executive Vice President Ned Irish and Business Managers Fred Podesta and John Goldner handled the primary responsibilities of the position.

Fred Podesta	1957-58 through Jan. 4 1960
	1961-62 through Jan. 3, 1965
Vince Boryla	Jan. 4, 1960 through May 9, 1961
Eddie Donovan	Jan. 3, 1965 through Mar. 9, 1970
	Apr. 15, 1975 through May 20, 1982
Red Holzman	Mar. 9, 1970 through Apr. 15, 1975
Dave DeBusschere	May 20, 1982 through Jan. 3, 1986
Gordon (Scotty) Sterling	Jan. 3, 1986 through Apr. 20, 1987
Al Bianchi	Jul. 8, 1987 through Mar. 1, 1991
Ernie Grunfeld	Apr. 23, 1991 through Apr. 21, 1999
Scott Layden	Aug. 11, 1999 through Dec. 22, 2003
Isiah Thomas	Dec. 22, 2003 through Apr. 2, 2008
Donnie Walsh	Apr. 2, 2008 through Jun. 30, 2011
Glen Grunwald	Jul. 1, 2011 through present



Head Coaches

Vince Boryla	Feb. 9, 1956 through Apr. 5, 1958
Carl Braun	Dec. 18, 1959 through 1960-61
Hubie Brown	May 20, 1982 through Dec. 1, 1986
Larry Brown	Jul. 27, 2005 through Jun. 22, 2006
Don Chaney	Dec. 8, 2001 through Jan. 14, 2004
Neil Cohalan	Jul. 8, 1946 through 1946-47
Mike D'Antoni	May 13, 2008 through Mar. 14, 2012
Eddie Donovan	May 8, 1961 through Jan. 3, 1965
Harry Gallatin	Jan. 3, 1965 through Nov. 29, 1965
Bob Hill	Dec. 1, 1986 through Apr. 20, 1987
Red Holzman	Dec. 27, 1967 through Apr. 10, 1977
	Nov. 10, 1978 through 1981-82
Stu Jackson	Jul. 10, 1989 through Dec. 3, 1990
Joe Lapchick	Mar. 31,1947 through Feb. 9, 1956
Fuzzy Levane	Apr. 8, 1958 through Dec. 18, 1959
John MacLeod	Dec. 3, 1990 through May 2, 1991
Dick McGuire	Nov. 29, 1965 through Dec. 27, 1967
Don Nelson	Jul. 6, 1995 through Mar. 8, 1996
Rick Pitino	Jul. 13, 1987 through May 30, 1989
Willis Reed	Apr. 11, 1977 through Nov. 10, 1978
Pat Riley	May 31, 1991 through Jun. 15, 1995
Isiah Thomas	Jun. 22, 2006 through Apr. 18, 2008
Jeff Van Gundy	Mar. 8, 1996 through Dec. 8, 2001
Lenny Wilkens	Jan. 15, 2004 through Jan. 22, 2005
Herb Williams	Jan. 14, 2004
	Jan. 22, 2005 through Jul. 27, 2005
Mike Woodson	Mar. 14, 2012 through present

Assistant Coaches

Richie Adubato	1982-83 through 1985-86
Mark Aguirre	Jan. 16, 2004 through 2007-08
Kenny Atkinson	Aug. 6, 2008 through Jul. 20, 2012
Dick Barnett	Sep. 4, 1973 through 1975-76
Butch Beard	Nov. 16, 1978 through 1981-82
Greg Brittenham	1995-96 through 2010-11
Don Chaney	Aug. 9, 1995 through Dec. 8, 2001
Steve Clifford	Sep. 25, 2000 through May 2, 2003
Dan D'Antoni	Jun. 20, 2008 through Mar. 14, 2012
Hal Fischer	1979-80 through 1981-82
Phil Ford	Sep. 27, 2005 through Jun. 7, 2007
Mike Fratello	1982-83
Nat Frazier	1977-78
Brad Greenburg	1986-87
Andy Greer	Aug. 6, 2001 through May 2, 2003
Ernie Grunfeld	Jul. 10, 1989 through Nov. 19, 1990
George Glymph	2003-04 through 2007-08
Dave Hanners	Sep. 27, 2005 through 2007-08
Dick Harter	Aug. 2, 1991 through Aug. 11, 1994
Dick Helm	Jan. 16, 2004 through Nov. 8, 2005
Bob Hill	1985-86 through Dec. 1, 1986
Bob Hopkins	Jul. 24, 1978 through 1978-79
Stu Jackson	1987-88 through 1988-89
Lon Kruger	Jun. 20, 2003 through Jan. 14, 2004
Fuzzy Levane	1956-57 through 1957-58
Brendan Malone	1986-87 through 1987-88
	Jul. 8, 1996 through Aug. 22, 2000
	May 29, 2003 through Jan. 14, 2004
Michael Malone	May 29, 2003 through 2004-05
Dick McGuire	1971-72 through 1977-78
Jeff Nix	1992-93 through Sep. 25, 2000
Jim O'Brien	1987-88 through 1988-89
Brendan O'Connor	Oct. 3, 2005 through 2005-06
Kevin O'Neill	Sep. 1, 2000 through Jun. 25, 2001
Rick Pitino	1983-84 through 1984-85
Bob Salmi	Dec. 6, 1990 through 1990-91
	1992-93 through 1995-96
Paul Silas	Jul. 10, 1989 through May 29, 1992
Brendan Suhr	Nov. 8, 2005 through Apr. 20, 2005
	2006-07 through 2007-08
Dick Taylor	Jul. 24, 1978 through 1978-79
Tom Thibodeau	Jul. 8, 1996 through May 2, 2003
Jim Todd	Mar. 17, 2012 through present
Bill Van Breda Kolff	1950-51
Jeff Van Gundy	Jul. 28, 1989 through Mar. 8, 1996
Darrell Walker	Mar. 17, 2012 through present
Phil Weber	Jun. 20, 2008 through Mar. 14, 2012
Ralph Willard	1988-89
Herb Williams	Dec. 29, 2001 through Jan. 22, 2005
	Jul. 27, 2005 through present
Mike Woodson	Aug. 29, 2011 through Mar. 14, 2012

Head Trainers

Don Friedrichs	1951-52 through 1962-63
Roger Hinds	Jul. 12, 2005 through present
Jim Nevins	1946-47 through 1950-51
Bill Norris	1963-64 through 1966-67
Mike Saunders	Jul. 24, 1978 through May 5, 2005
Danny Whelan	Aug. 8, 1967 through 1977-78

Assistant Trainers

Anthony Goenaga	2004-05 through present
Said Hamdan	1997-98 through 2003-04
Tim Walsh	1984-85 through 1996-97

COACHING RECORDS
HISTORY

By Victories

Head Coach	Seasons	W	L	Pct.
1. Red Holzman	1967-68 through 1976-77	613	483	.559
	1978-79 through 1981-82			
2. Joe Lapchick	1947-48 through 1955-56	326	247	.569
3. Jeff Van Gundy	1995-96 through 2001-02	248	172	.590
4. Pat Riley	1991-92 through 1994-95	223	105	.680
5. Hubie Brown	1982-83 through 1986-87	142	202	.413
6. Mike D'Antoni	2008-09 through 2011-12	121	167	.420
7. Rick Pitino	1987-88 through 1988-89	90	74	.549
8. Eddie Donovan	1961-62 through 1964-65	84	194	.302
9. Vince Boryla	1955-56 through 1957-58	80	85	.485
10. Dick McGuire	1965-66 through 1967-68	75	103	.421
11. Don Chaney	2001-02 through 2003-04	72	112	.391
12. Isiah Thomas	2006-07 through 2007-08	56	108	.341
13. Stu Jackson	1989-90 through 1990-91	52	45	.536
14. Willis Reed	1977-78 through 1978-79	49	47	.510
15. Fuzzy Levane	1958-59 through 1959-60	48	51	.485
16. Lenny Wilkens	2003-04 through 2004-05	40	41	.494
Carl Braun	1959-60 through 1960-61	40	87	.315
18. Don Nelson	1995-96	34	25	.576
19. Neil Cohalan	1946-47	33	27	.550
20. John MacLeod	1990-91	32	35	.478
21. Harry Gallatin	1964-65 through 1965-66	25	38	.397
22. Larry Brown	2005-06	23	59	.280
23. Bob Hill	1986-87	20	46	.303
24. Mike Woodson	2011-12 through present	18	6	.750
25. Herb Williams	2003-04	17	27	.386
	2004-05			
Totals		**2,561**	**2,586**	**.498**

By Winning Percentage

Head Coach	Pct.	W	L
1. Mike Woodson	.750	18	6
2. Pat Riley	.680	223	105
3. Jeff Van Gundy	.590	248	172
4. Don Nelson	.576	34	25
5. Joe Lapchick	.569	326	247
6. Red Holzman	.559	613	483
7. Neil Cohalan	.550	33	27
8. Rick Pitino	.549	90	74
9. Stu Jackson	.536	52	45
10. Willis Reed	.510	49	47
11. Lenny Wilkens	.494	40	41
12. Vince Boryla	.485	80	85
13. Fuzzy Levane	.485	48	51
14. John MacLeod	.478	32	35
15. Dick McGuire	.421	75	103
16. Mike D'Antoni	.420	121	167
17. Hubie Brown	.413	142	202
18. Harry Gallatin	.397	25	38
19. Don Chaney	.391	72	112
20. Herb Williams	.386	17	27
21. Isiah Thomas	.341	56	108
22. Carl Braun	.315	40	87
23. Bob Hill	.303	20	46
24. Eddie Donovan	.302	84	194
25. Larry Brown	.280	23	59
Totals	**.498**	**2,561**	**2,586**

By Games

Head Coach	Games
1. Red Holzman	1,096
2. Joe Lapchick	573
3. Jeff Van Gundy	420
4. Hubie Brown	344
5. Pat Riley	328
6. Mike D'Antoni	288
7. Eddie Donovan	278
8. Don Chaney	184
9. Dick McGuire	178
10. Vince Boryla	165
11. Rick Pitino	164
Isiah Thomas	164
13. Carl Braun	127
14. Fuzzy Levane	99
15. Stu Jackson	97
16. Willis Reed	96
17. Larry Brown	82
18. Lenny Wilkens	81
19. John MacLeod	67
20. Bob Hill	66
21. Harry Gallatin	63
22. Neil Cohalan	60
23. Don Nelson	59
24. Herb Williams	44
25. Mike Woodson	24
Totals	**5,147**

YEAR-BY-YEAR RECORD

HISTORY

No.	Season	Head Coach	Divisional Finish	Regular Season W	Regular Season L	Regular Season Pct.	NBA Playoffs W	NBA Playoffs L	Team Captain
1	1946-47	Neil Cohalan	3rd/Eastern	33	27	.550	2	3	Ossie Schechtman
2	1947-48	Joe Lapchick	2nd/Eastern	26	22	.542	1	2	Bud Palmer
3	1948-49	Joe Lapchick	2nd/Eastern	32	28	.533	3	3	Bud Palmer
4	1949-50	Joe Lapchick	2nd/Eastern	40	28	.588	3	2	
5	1950-51	Joe Lapchick	3rd/Eastern	36	30	.545	8	6	Dick McGuire
6	1951-52	Joe Lapchick	3rd/Eastern	37	29	.561	8	6	
7	1952-53	Joe Lapchick	1st/Eastern	47	23	.671	6	5	Vince Boryla
8	1953-54	Joe Lapchick	1st/Eastern	44	28	.611	0	4	Vince Boryla
9	1954-55	Joe Lapchick	2nd/Eastern	38	34	.528	1	2	
10	1955-56	Joe Lapchick, 26-25					-	-	
		Vince Boryla, 9-12	T3rd/Eastern	35	37	.486	-	-	
11	1956-57	Vince Boryla	4th/Eastern	36	36	.500	-	-	
12	1957-58	Vince Boryla	4th/Eastern	35	37	.486	-	-	
13	1958-59	Fuzzy Levane	2nd/Eastern	40	32	.556	0	2	
14	1959-60	Fuzzy Levane, 8-19							
		Carl Braun, 19-29	4th/Eastern	27	48	.360	-	-	
15	1960-61	Carl Braun	4th/Eastern	21	58	.266	-	-	Willie Naulls
16	1961-62	Eddie Donovan	4th/Eastern	29	51	.363	-	-	Willie Naulls
17	1962-63	Eddie Donovan	4th/Eastern	21	59	.263	-	-	Willie Naulls
18	1963-64	Eddie Donovan	4th/Eastern	22	58	.275	-	-	
19	1964-65	Eddie Donovan, 12-26							
		Harry Gallatin, 19-23	4th/Eastern	31	49	.388	-	-	
20	1965-66	Harry Gallatin, 6-15							
		Dick McGuire, 24-35	4th/Eastern	30	50	.375	-	-	
21	1966-67	Dick McGuire	4th/Eastern	36	45	.444	1	3	
22	1967-68	Dick McGuire, 15-23							
		Red Holzman, 28-16	3rd/Eastern	43	39	.524	2	4	Willis Reed
23	1968-69	Red Holzman	3rd/Eastern	54	28	.659	6	4	Willis Reed
24	1969-70	Red Holzman	1st/Eastern*	60	22	.732	12	7	Willis Reed
25	1970-71	Red Holzman	1st/Atlantic	52	30	.634	7	5	Willis Reed
26	1971-72	Red Holzman	2nd/Atlantic	48	34	.585	9	7	Willis Reed
27	1972-73	Red Holzman	2nd/Atlantic*	57	25	.695	12	5	Willis Reed
28	1973-74	Red Holzman	2nd/Atlantic	49	33	.598	5	7	Willis Reed
29	1974-75	Red Holzman	3rd/Atlantic	40	42	.488	1	2	Walt Frazier
30	1975-76	Red Holzman	4th/Atlantic	38	44	.463	-	-	Walt Frazier
31	1976-77	Red Holzman	3rd/Atlantic	40	42	.488	-	-	Walt Frazier
32	1977-78	Willis Reed	2nd/Atlantic	43	39	.524	2	4	Earl Monroe
33	1978-79	Willis Reed, 6-8							
		Red Holzman, 25-43	4th/Atlantic	31	51	.378	-	-	Earl Monroe
34	1979-80	Red Holzman	T3rd/Atlantic	39	43	.476	-	-	Earl Monroe
35	1980-81	Red Holzman	3rd/Atlantic	50	32	.610	0	2	Ray Williams
36	1981-82	Red Holzman	5th/Atlantic	33	49	.402	-	-	Maurice Lucas
37	1982-83	Hubie Brown	4th/Atlantic	44	38	.537	2	4	Bernard King
38	1983-84	Hubie Brown	3rd/Atlantic	47	35	.573	6	6	Bernard King
39	1984-85	Hubie Brown	5th/Atlantic	24	58	.293	-	-	Bernard King
40	1985-86	Hubie Brown	5th/Atlantic	23	59	.280	-	-	Louis Orr, Rory Sparrow
41	1986-87	Hubie Brown, 4-12							
		Bob Hill, 20-46	T4th/Atlantic	24	58	.293	-	-	Louis Orr, Rory Sparrow
42	1987-88	Rick Pitino	T2nd/Atlantic	38	44	.463	1	3	Louis Orr, Bill Cartwright
43	1988-89	Rick Pitino	1st/Atlantic	52	30	.634	5	4	Patrick Ewing, Mark Jackson
44	1989-90	Stu Jackson	3rd/Atlantic	45	37	.549	4	6	Patrick Ewing, Mark Jackson
45	1990-91	Stu Jackson, 7-8							
		John MacLeod, 32-35	3rd/Atlantic	39	43	.476	0	3	Patrick Ewing, Mark Jackson
46	1991-92	Pat Riley	T1st/Atlantic	51	31	.622	6	6	Patrick Ewing, Mark Jackson
47	1992-93	Pat Riley	1st/Atlantic	60	22	.732	9	6	Patrick Ewing, Charles Oakley
48	1993-94	Pat Riley	1st/Atlantic	57	25	.695	14	11	Patrick Ewing, Charles Oakley
49	1994-95	Pat Riley	2nd/Atlantic	55	27	.671	6	5	Patrick Ewing, Charles Oakley
50	1995-96	Don Nelson, 34-25							
		Jeff Van Gundy, 13-10	2nd/Atlantic	47	35	.573	4	4	Ewing, Harper, Oakley
51	1996-97	Jeff Van Gundy	2nd/Atlantic	57	25	.695	6	4	Ewing, Oakley, Williams
52	1997-98	Jeff Van Gundy	T2nd/Atlantic	43	39	.524	4	6	Ewing, Johnson, Oakley, Williams
53	1998-99	Jeff Van Gundy	4th/Atlantic	27	23	.540	12	8	Ewing, Johnson, Williams
54	1999-00	Jeff Van Gundy	2nd/Atlantic	50	32	.610	9	7	Ewing, Houston, Johnson
55	2000-01	Jeff Van Gundy	3rd/Atlantic	48	34	.585	2	3	Allan Houston, Larry Johnson
56	2001-02	Jeff Van Gundy, 10-9							
		Don Chaney, 20-43	7th/Atlantic	30	52	.366	-	-	Allan Houston
57	2002-03	Don Chaney	T5th/Atlantic	37	45	.451	-	-	Allan Houston
58	2003-04	Don Chaney, 15-24							
		Herb Williams, 1-0							
		Lenny Wilkens, 23-19	3rd/Atlantic	39	43	.476	0	4	Allan Houston
59	2004-05	Lenny Wilkens, 17-22							
		Herb Williams, 16-27	4th/Atlantic	33	49	.402	-	-	Houston, Marbury, K. Thomas
60	2005-06	Larry Brown	5th/Atlantic	23	59	.280	-	-	Stephon Marbury
61	2006-07	Isiah Thomas	4th/Atlantic	33	49	.402	-	-	Crawford, Francis, Marbury,
62	2007-08	Isiah Thomas	5th/Atlantic	23	59	.280	-	-	Crawford, Curry, Rose
63	2008-09	Mike D'Antoni	5th/Atlantic	32	50	.390	-	-	
64	2009-10	Mike D'Antoni	3rd/Atlantic	29	53	.354	-	-	David Lee, Chris Duhon
65	2010-11	Mike D'Antoni	2nd/Atlantic	42	40	.512	0	4	Amar'e Stoudemire, Raymond Felton
66	2011-12	Mike D'Antoni, 18-24							
		Mike Woodson, 18-6	2nd/Atlantic	36	30	.545	1	4	Carmelo Anthony, Amar'e Stoudemire
Totals:				**2,561**	**2,586**	**.498**	**180**	**183**	

*Denotes NBA Championship

WON-LOST BREAKDOWN

HISTORY

No.	Season	Home Record	Road Record	Neutral Record	Overall Record	Overtime Games	East	West
1	1946-47	18-12	15-15		33-27	5-1	13-17	20-10
2	1947-48	12-12	14-10		26-22	1-0	18-6	8-16
3	1948-49	17-12	13-16	2-0	32-28	2-1	17-13	15-15
4	1949-50	19-10	18-16	3-2	40-28	7-2	20-6	8-4
5	1950-51	22-5	10-25	4-0	36-30	6-7	21-15	15-15
6	1951-52	21-4	12-22	4-3	37-29	3-0	23-13	14-16
7	1952-53	21-4	15-14	11-5	47-23	6-3	30-10	17-13
8	1953-54	18-8	15-13	11-7	44-28	5-2	24-16	20-12
9	1954-55	17-9	8-18	13-7	38-34	3-2	15-21	23-13
10	1955-56	13-15	16-13	6-9	35-37	7-3	17-19	18-18
11	1956-57	18-10	9-20	9-6	36-36	2-2	15-21	21-15
12	1957-58	16-12	11-20	8-5	35-37	1-3	14-22	21-15
13	1958-59	21-9	15-15	4-8	40-32	3-1	19-17	21-15
14	1959-60	13-18	9-19	5-11	27-48	0-1	7-32	20-16
15	1960-61	10-22	7-25	4-11	21-58	2-3	10-29	11-29
16	1961-62	19-14	2-23	8-14	29-51	1-0	11-25	18-26
17	1962-63	12-22	5-28	4-9	21-59	1-2	6-30	15-29
18	1963-64	10-25	8-27	4-6	22-58	1-2	7-29	15-29
19	1964-65	15-20	9-21	7-8	31-49	4-7	10-20	21-29
20	1965-66	20-14	4-30	6-6	30-50	1-2	5-25	25-25
21	1966-67	20-15	9-24	7-6	36-45	1-1	11-25	25-20
22	1967-68	20-17	21-16	2-6	43-39	3-3	19-21	24-18
23	1968-69	30-7	19-20	5-1	54-28	0-1	26-14	28-14
24	1969-70	30-11	27-10	3-1	60-22	0-2	28-12	32-10
25	1970-71	32-9	19-20	1-1	52-30	2-1	25-13	27-17
26	1971-72	27-14	20-19	1-1	48-34	4-1	23-15	25-19
27	1972-73	35-6	21-18	1-1	57-25	1-1	33-13	24-12
28	1973-74	28-13	21-19	0-1	49-33	3-1	25-21	24-12
29	1974-75	23-18	17-24		40-42	1-1	23-27	17-15
30	1975-76	24-17	14-27		38-44	2-2	22-24	16-20
31	1976-77	26-15	14-27		40-42	2-1	19-21	21-21
32	1977-78	29-12	14-27		43-39	4-5	19-21	24-18
33	1978-79	23-18	8-33		31-51	0-3	17-23	14-28
34	1979-80	25-16	14-27		39-43	3-1	26-34	13-9
35	1980-81	28-13	22-19		50-32	5-1	36-22	14-10
36	1981-82	19-22	14-27		33-49	3-3	22-36	11-13
37	1982-83	26-15	18-23		44-38	4-1	31-27	13-11
38	1983-84	29-12	18-23		47-35	3-2	29-29	18-6
39	1984-85	19-22	5-36		24-58	2-2	16-42	8-16
40	1985-86	15-26	8-33		23-59	3-1	14-44	9-15
41	1986-87	18-23	6-35		24-58	1-3	16-42	8-16
42	1987-88	29-12	9-32		38-44	2-2	27-31	11-13
43	1988-89	35-6	17-24		52-30	4-1	36-20	16-10
44	1989-90	29-12	16-25		45-37	5-1	30-24	15-13
45	1990-91	21-20	18-23		39-43	7-2	28-26	11-17
46	1991-92	30-11	21-20		51-31	4-2	34-22	17-9
47	1992-93	37-4	23-18		60-22	3-5	42-14	18-8
48	1993-94	32-9	25-16		57-25	2-1	40-16	17-9
49	1994-95	29-12	26-15		55-27	2-2	37-19	18-8
50	1995-96	26-15	21-20		47-35	3-2	32-22	15-13
51	1996-97	31-10	26-15		57-25	4-2	38-16	19-9
52	1997-98	28-13	15-26		43-39	2-3	27-27	16-12
53	1998-99	19-6	8-17		27-23	1-3	24-21	3-2
54	1999-00	33-8	17-24		50-32	3-3	32-22	18-10
55	2000-01	30-11	18-23		48-34	6-2	32-22	16-12
56	2001-02	19-22	11-30		30-52	2-2	20-34	10-18
57	2002-03	24-17	13-28		37-45	3-3	23-31	14-14
58	2003-04	23-18	16-25		39-43	2-5	31-23	8-20
59	2004-05	22-19	11-30		33-49	5-3	21-31	12-18
60	2005-06	15-26	8-33		23-59	4-3	15-37	8-22
61	2006-07	19-22	14-27		33-49	6-2	22-30	11-19
62	2007-08	15-26	8-33		23-59	2-5	20-32	3-27
63	2008-09	20-21	12-29		32-50	2-3	20-32	12-18
64	2009-10	18-23	11-30		29-53	2-5	20-32	9-21
65	2010-11	23-18	19-22		42-40	2-1	28-24	14-16
66	2011-12	22-11	14-19		36-30	1-2	28-20	8-10
Totals		**1487-950**	**941-1501**	**133-135**	**2561-2586**	**187-146**	**1489-1540**	**1060-1028**
		.610	**.385**	**.496**	**.498**	**.562**	**.492**	**.508**

Note: During the 1949-50 season, the NBA was divided into three divisions. New York posted a 12-18 record against the Central.

YEAR-BY-YEAR VERSUS OPPONENTS

HISTORY

Season	Atlanta Hawks W-L	Boston Celtics W-L	Brooklyn Nets W-L	Charlotte Bobcats W-L	Chicago Bulls W-L	Cleveland Cavaliers W-L	Dallas Mavericks W-L	Denver Nuggets W-L	Detroit Pistons W-L	Golden State Warriors W-L	Houston Rockets W-L	Indiana Pacers W-L	Los Angeles Clippers W-L	Los Angeles Lakers W-L	Memphis Grizzlies W-L
1946-47		2-4								2-4					
1947-48		7-1								4-4					
1948-49		3-3							4-1	2-4				1-4	
1949-50	1-1	5-1							2-4	5-1				1-5	
1950-51	4-2	4-4							4-2	5-3				3-3	
1951-52	4-2	5-4							3-3	6-3				2-4	
1952-53	5-1	4-6							2-4	10-0				2-4	
1953-54	5-3	5-5							5-3	7-3				3-5	
1954-55	6-3	6-6							7-2	5-7				5-4	
1955-66	4-5	7-5							4-5	6-6				4-5	
1956-57	6-3	5-7							4-5	4-8				6-3	
1957-58	3-6	5-7							5-4	4-8				8-1	
1958-59	4-5	5-7							6-3	5-7				5-4	
1959-60	3-6	1-12							5-4	4-9				5-4	
1960-61	1-9	3-10							5-5	2-11				3-7	
1961-62	4-4	4-8							4-5	4-8				2-6	
1962-63	3-6	2-10							1-8	2-6				3-5	
1963-64	4-4	2-10							5-4	1-8				2-6	
1964-65	1-9	3-7							5-5	7-3				0-10	
1965-66	4-6	0-10							8-2	5-5				5-5	
1966-67	4-5	0-9			6-3				5-4	5-4				5-4	
1967-68	1-6	2-6			5-2				4-4	5-2	6-1			3-4	
1968-69	4-2	6-1			4-2				4-3	5-1	3-3			1-5	
1969-70	2-4	3-4			6-0				6-1	5-1	5-1			4-2	
1970-71	3-3	6-0			2-3	4-0			3-2	3-2	4-1		2-2	2-3	
1971-72	1-3	3-3			2-3	5-1			4-1	3-2	5-0		5-1	1-4	
1972-73	3-3	4-4			1-3	6-0			3-1	2-2	5-1		6-1	2-2	
1973-74	5-1	2-5			2-2	5-1			3-1	3-1	2-4		4-4	2-2	
1974-75	4-0	2-7			1-3	3-1			2-2	1-3	3-1		3-5	4-0	
1975-76	2-3	2-5			4-0	2-3			1-3	0-4	2-3		3-4	1-3	
1976-77	3-1	2-2	2-2		2-2	2-2		2-2	2-1	3-1	2-2	2-2	3-1	3-1	
1977-78	2-2	2-2	3-1		3-1	1-3		3-1	3-0	2-2	2-2	3-1	1-3	1-3	
1978-79	2-2	1-3	3-1		1-3	2-2		1-3	3-1	1-3	0-4	2-2	2-2	0-3	
1979-80	2-4	1-5	4-2		2-0	3-3		1-1	4-2	2-0	3-3	2-4	1-1	0-2	
1980-81	4-2	1-5	6-0		3-3	5-0	1-1	2-0	5-1	0-2	2-0	2-3	2-0	0-2	
1981-82	1-5	1-5	2-4		2-3	6-0	1-1	1-1	3-3	1-1	1-1	2-3	2-0	2-0	
1982-83	2-3	3-3	2-4		4-1	5-1	2-0	2-0	5-1	1-1	2-0	3-3	0-2	0-2	
1983-84	1-4	3-3	3-3		4-2	5-1	2-0	1-1	2-4	1-1	2-0	4-2	2-0	2-0	
1984-85	3-3	0-6	0-6		2-4	3-3	0-2	1-1	2-3	1-1	0-2	4-2	1-1	0-2	
1985-86	1-5	1-5	1-5		2-4	1-4	1-1	1-1	1-4	1-1	0-2	4-2	0-2	1-1	
1986-87	1-5	2-4	1-5		2-4	1-4	0-2	0-2	0-6	0-2	1-1	2-3	2-0	0-2	
1987-88	3-3	1-5	3-3		2-3	4-2	1-1	1-1	2-4	2-0	1-1	3-2	2-0	0-2	
1988-89	2-2	3-3	4-2		2-3	2-2	2-0	1-1	4-0	0-2	2-0	5-0	2-0	1-1	
1989-90	3-1	1-4	4-1		1-3	2-2	1-1	1-1	0-4	2-0	1-1	3-1	2-0	0-2	
1990-91	1-3	0-5	5-0		0-4	1-3	0-2	1-1	3-1	0-2	0-2	2-2	2-0	1-1	
1991-92	2-2	2-3	3-2		0-4	0-4	2-0	2-0	2-2	1-1	1-1	3-1	2-0	0-2	
1992-93	2-2	4-1	3-1		3-1	3-1	2-0	1-1	2-2	2-0	1-1	3-1	0-2	2-0	
1993-94	2-2	4-0	1-4		3-1	4-0	2-0	1-1	4-0	1-1	0-2	4-0	2-0	2-0	
1994-95	2-2	5-0	4-1		1-3	2-2	2-0	2-0	3-1	1-1	2-0	3-1	2-0	2-0	
1995-96	1-2	4-0	2-2		1-3	1-3	2-0	1-1	4-0	2-0	2-0	3-1	1-1	1-1	1-1
1996-97	3-1	4-0	2-2		2-2	3-1	1-1	2-0	2-1	2-0	1-1	3-1	2-0	1-1	2-0
1997-98	2-2	2-2	2-2		0-4	2-1	1-1	2-0	2-2	1-1	1-1	1-2	2-0	1-1	2-0
1998-99	1-2	2-1	3-0		2-1	2-1	0-0	0-0	1-2	0-0	0-0	1-2	1-0	0-1	0-0
1999-00	1-2	2-2	3-1		3-0	1-3	2-0	1-1	3-1	2-0	2-0	2-2	1-1	0-2	2-0
2000-01	2-2	3-1	2-2		3-1	2-2	1-1	1-1	2-1	2-0	0-2	2-2	1-1	2-0	1-1
2001-02	3-1	0-4	0-4		1-3	2-2	1-1	0-2	1-3	1-1	1-1	1-2	0-2	0-2	1-1
2002-03	3-1	0-4	1-3		1-2	2-1	0-2	2-0	2-2	0-2	2-0	1-3	1-1	1-1	1-1
2003-04	3-0	3-1	1-3		2-2	0-4	0-2	1-1	1-3	0-2	0-2	1-3	1-1	0-2	1-1
2004-05	3-1	1-3	1-3	3-1	0-4	3-1	0-2	1-1	0-3	1-1	1-1	2-2	1-1	1-1	1-1
2005-06	2-2	1-3	1-3	0-3	1-2	2-1	1-1	0-2	1-3	0-2	0-2	2-2	0-2	0-2	0-2
2006-07	2-1	1-3	0-4	2-2	1-3	2-2	0-2	1-1	1-2	1-1	0-2	1-2	1-1	2-0	2-0
2007-08	0-4	0-4	3-1	2-1	2-2	1-2	0-2	1-1	2-2	0-2	0-2	0-4	0-2	0-2	0-2
2008-09	2-1	1-3	2-2	2-2	1-2	0-4	0-2	0-2	2-2	1-1	1-1	2-1	0-2	0-2	2-0
2009-10	3-1	1-3	2-2	2-2	1-3	0-3	1-1	1-1	3-1	0-2	0-2	2-2	2-0	0-2	0-2
2010-11	2-2	0-4	4-0	2-1	2-1	1-3	0-2	1-1	2-1	1-1	0-2	2-2	1-1	0-2	2-0
2011-12	2-1	2-2	2-1	3-1	1-3	2-2	1-1	0-1	3-0	0-1	0-1	2-1	1-0	1-1	0-1
Totals:	**165-184**	**172-275**	**85-82**	**16-13**	**96-108**	**103-81**	**30-32**	**40-35**	**196-160**	**158-169**	**69-60**	**84-69**	**69-47**	**112-163**	**18-13**

Chronology: Chronology: HAWKS: Tri-Cities Blackhawks 1949-51; Milwaukee Hawks 1951-55; St. Louis Hawks 1955-68; Atlanta Hawks 1968-present. NETS; New York Nets 1976-77; New Jersey Nets 1977-2011; Brooklyn Nets 2012-present. PISTONS: Fort Wayne Pistons 1948-57; Detroit Pistons 1957-present. WARRIORS: Philadelphia Warriors 1946-62; San Francisco Warriors 1962-71; Golden State Warriors 1971-present. ROCKETS: San Diego Rockets 1967-71; Houston Rockets 1971-present. CLIPPERS: Buffalo Braves 1970-78; San Diego Clippers 1978-84; Los Angeles Clippers 1984-present. LAKERS: Minneapolis Lakers 1948-60; Los Angeles Lakers 1960-present. GRIZZLIES: Vancouver Grizzlies 1995-2001: Memphis Grizzlies 2001-present. HORNETS: Charlotte

YEAR-BY-YEAR VERSUS OPPONENTS

HISTORY

	Miami Heat W-L	Milwaukee Bucks W-L	Minnesota Timberwolves W-L	New Orleans Hornets W-L	Oklahoma City Thunder W-L	Orlando Magic W-L	Philadelphia 76ers W-L	Phoenix Suns W-L	Portland Trail Blazers W-L	Sacramento Kings W-L	San Antonio Spurs W-L	Toronto Raptors W-L	Utah Jazz W-L	Washington Wizards W-L	Defunct Teams W-L	Totals W-L
1946-47															29-19	33-27
1947-48															15-17	26-22
1948-49										1-4					21-12	32-28
1949-50							0-2			1-5					25-9	40-28
1950-51							5-5			3-3					8-8	36-30
1951-52							5-4			2-4					10-5	37-29
1952-53							6-4			3-3					15-1	47-23
1953-54							5-5			7-1					7-3	44-28
1954-55							4-8			5-4						38-34
1955-66							4-8			6-3						35-37
1956-57							6-6			5-4						36-36
1957-58							5-7			5-4						35-37
1958-59							9-3			6-3						40-32
1959-60							2-11			7-2						27-48
1960-61							5-8			2-8						21-58
1961-62							3-9			4-5				4-6		29-51
1962-63							2-10			2-10				6-4		21-59
1963-64							4-8			1-11				3-7		22-58
1964-65							5-5			2-8				8-2		31-49
1965-66							2-8			3-7				3-7		30-50
1966-67							1-8			3-6				7-2		36-45
1967-68					4-3		3-5			5-3				5-3		43-39
1968-69		6-0			6-0		4-3	5-1		2-4				4-3		54-28
1969-70		4-2			4-2		5-2	6-0		5-2				5-1		60-22
1970-71		4-1			2-3		2-4	4-1	3-1	4-2				4-2		52-30
1971-72		3-2			3-2		3-3	1-4	3-1	2-2				4-2		48-34
1972-73		2-2			4-0		6-1	3-1	3-1	4-0				3-3		57-25
1973-74		2-2			4-0		4-3	3-1	2-2	3-1				3-3		49-33
1974-75		1-3			2-2		4-5	3-1	2-2	2-2			2-2	1-3		40-42
1975-76		2-2			0-4		5-2	2-2	3-1	3-1			3-2	3-2		38-44
1976-77		3-1			1-2		1-3	2-2	1-3	0-4	1-3		1-3	2-2		40-42
1977-78		1-3			2-1		1-3	1-3	1-3	4-0	2-2		3-1	2-2		43-39
1978-79		3-1			2-2		2-2	0-4	1-3	1-2	1-3		2-2	1-3		31-51
1979-80		1-1			0-2		0-6	2-0	2-0	1-1	4-2		1-1	3-3		39-43
1980-81		3-3			2-0		3-3	1-1	1-1	1-1	0-2		2-0	4-2		50-32
1981-82		3-3			0-2		1-5	0-2	1-1	0-2	0-2		2-0	1-5		33-49
1982-83		2-4			1-1		1-5	0-2	1-1	1-1	2-0		1-1	4-2		44-38
1983-84		1-4			1-1		2-4	1-1	0-2	2-0	2-0		2-0	4-2		47-35
1984-85		0-5			2-0		2-4	0-2	0-2	1-1	1-1		1-1	0-6		24-58
1985-86		0-6			1-1		0-6	2-0	0-2	1-1	1-1		0-2	3-3		23-59
1986-87		2-4			0-2		3-3	1-1	0-2	2-0	1-1		1-1	2-4		24-58
1987-88		3-3			0-2		3-3	0-2	1-1	1-1	1-1		1-1	3-3		38-44
1988-89	1-1	3-1		4-2	1-1		2-4	1-1	2-0	1-1	1-1		1-1	5-1		52-30
1989-90	5-1	2-2	1-1	1-1	1-1	2-2	2-3	1-1	0-2	2-0	1-1		1-1	5-0		45-37
1990-91	4-1	0-4	1-1	4-0	1-1	0-2	5-1	0-2	0-2	2-0	1-1		2-0	3-2		39-43
1991-92	4-1	3-1	2-0	4-0	2-0	4-1	3-1	1-1	1-1	1-1	0-2		2-0	4-0		51-31
1992-93	5-0	3-1	2-0	3-1	1-1	2-2	5-0	1-1	1-1	2-0	2-0		1-1	4-1		60-22
1993-94	2-2	4-0	2-0	1-3	1-1	3-2	3-2	1-1	2-0	2-0	1-1		0-2	5-0		57-25
1994-95	4-1	2-2	2-0	1-3	0-2	2-3	4-0	1-1	1-1	2-0	1-1		0-2	4-0		55-27
1995-96	3-1	2-2	2-0	0-3	1-1	1-3	3-1	0-2	0-2	0-2	1-1	4-0	1-1	3-1		47-35
1996-97	3-1	2-1	1-1	1-3	0-2	3-1	3-2	1-1	1-1	2-0	2-0	3-0	1-1	4-0		57-25
1997-98	2-2	1-3	1-1	3-1	1-1	4-0	2-2	2-0	1-1	1-1	0-2	3-1	0-2	1-3		43-39
1998-99	2-2	1-2	1-0	3-1	0-0	0-3	3-1	1-0	0-0	0-1	0-0	1-2	0-0	2-1		27-23
1999-00	1-3	4-0	1-1	3-1	2-0	3-1	3-1	1-1	2-0	1-1	1-1	1-3	0-2	2-2		50-32
2000-01	3-2	2-1	2-0	2-1	1-1	3-1	1-3	1-1	1-1	1-1	2-0	1-3	0-2	4-0		48-34
2001-02	2-2	3-1	0-2	2-2	2-0	0-4	1-3	1-1	1-1	1-1	0-2	3-0	1-1	1-3		30-52
2002-03	2-2	1-3	0-2	1-3	1-1	2-2	2-2	2-0	0-2	1-1	2-0	3-1	1-1	2-2		37-45
2003-04	3-1	2-2	1-1	2-1	1-1	3-1	3-1	1-1	1-1	1-1	0-2	3-1	0-2	4-0		39-43
2004-05	0-4	1-2	1-1	1-1	0-2	1-2	3-1	0-2	1-1	0-2	1-1	1-3	2-0	2-1		33-49
2005-06	0-3	1-3	0-2	0-2	2-0	1-3	1-3	1-1	1-1	1-1	0-2	1-3	2-0	1-3		23-59
2006-07	3-1	3-1	0-2	0-2	1-1	2-1	1-3	0-2	1-1	1-1	0-2	1-3	1-1	2-2		33-49
2007-08	3-1	2-1	1-1	0-2	0-2	1-3	1-3	0-2	0-2	0-2	0-2	1-3	1-1	2-1		23-59
2008-09	1-2	1-3	1-1	2-0	1-1	1-3	0-4	1-1	0-2	1-1	1-1	2-2	1-1	3-1		32-50
2009-10	0-3	0-3	1-1	2-0	0-2	0-3	3-1	1-1	1-1	0-2	0-2	0-4	0-2	3-1		29-53
2010-11	2-2	1-3	1-1	2-0	1-1	1-3	2-2	1-1	1-1	1-1	1-1	4-0	1-1	3-0		42-40
2011-12	0-3	2-2	1-0	0-1	0-1	2-1	2-1	0-1	1-0	2-0	0-1	2-2	1-0	3-0		36-30
Totals:	**55-42**	**92-96**	**25-19**	**42-34**	**62-56**	**41-47**	**186-239**	**57-57**	**45-54**	**139-147**	**34-45**	**34-31**	**42-42**	**164-112**	**130-74**	**2561-2586**

Hornets 1988-2002; New Orleans Hornets 2002-05, 2007-present; New Orleans/Oklahoma City Hornets 2005-07. THUNDER: Seattle SuperSonics 1967-2008; Oklahoma City Thunder 2008-present. 76ERS: Syracuse Nationals 1949-63; Philadelphia 76ers 1963-present. KINGS: Rochester Royals 1948-57; Cincinnati Royals 1957-72; Kansas City-Omaha Kings 1972-85; Sacramento Kings 1985-present. JAZZ: New Orleans Jazz 1974-80; Utah Jazz 1980-present. WIZARDS: Chicago Packers 1961-62; Chicago Zephyrs 1962-63; Baltimore Bullets 1963-73; Capital Bullets 1973-74; Washington Bullets 1974-97; Washington Wizards 1997-present.

TEAM OFFENSIVE STATISTICS

HISTORY

Season	G	FGM	FGA	Pct.	3P	3PA	Pct.	FTM	FTA	Pct.	Off	Def	Tot	Ast	PF	Stl	TO	Blk	Pts	Avg.
1946-47	60	1465	5255	.279				951	1438	.661				457	1218				3881	64.7
1947-48	48	1355	4724	.287				868	1291	.672				376	1076				3578	74.5
1948-49	60	1688	5237	.322				1376	1959	.702				1017	1559				4752	79.2
1949-50	68	1889	5351	.353				1710	2404	.711				1308	1718				5488	80.7
1950-51	66	2037	5380	.379				1592	2231	.714			3421	1551	1810				5666	85.8
1951-52	66	2022	5282	.383				1565	2185	.716			3834	1567	1770				5609	85.0
1952-53	70	2059	5339	.386				1867	2652	.704			4007	1575	2053				5985	85.5
1953-54	72	1934	5177	.374				1820	2525	.721			3830	1469	1832				5688	79.0
1954-55	72	2392	6149	.389				1887	2593	.728			4379	1744	1587				6671	92.7
1955-56	72	2508	6395	.392				2196	2913	.754			4562	1610	1923				7212	100.2
1956-57	72	2569	6645	.387				2117	2844	.744			4723	1312	1824				7255	100.8
1957-58	72	2884	7307	.395				**2300**	3056	.753			**5385**	1359	1865				8068	112.1
1958-59	72	2863	7170	.399				2217	2802	.791			4991	1383	1899				7943	110.3
1959-60	75	3429	8153	.421				1942	2539	.765			5243	1666	1942				8800	117.3
1960-61	79	3422	8347	.410				2135	2888	.739			5515	1822	2223				8979	113.7
1961-62	80	3638	**8696**	.418				1911	2693	.710			5440	1765	2056				9187	114.8
1962-63	80	3433	8007	.429				1971	2778	.710			4952	1658	2144				8837	110.5
1963-64	80	3512	7888	.445				1952	2852	.684			5067	1563	2222				8976	112.2
1964-65	80	3339	7834	.426				1915	2684	.713			5206	1550	2283				8593	107.4
1965-66	80	3559	7910	.450				2217	**3078**	.720			5119	1896	2227				9335	116.7
1966-67	81	3637	8025	.453				2151	2980	.722			5178	1782	2110				9425	116.4
1967-68	82	3682	8070	.456				2159	3042	.710			5122	1967	2364				9523	116.1
1968-69	82	3588	7813	.459				1911	2596	.736			4246	2071	2175				9087	110.8
1969-70	82	3803	7975	.477				1821	2484	.733			4006	2135	2016				9427	115.0
1970-71	82	3633	8076	.450				1760	2377	.740			4075	1779	1916				9026	110.1
1971-72	82	3521	7673	.459				1743	2303	.757			3909	1985	1899				8785	107.1
1972-73	82	3627	7764	.467				1356	1739	.780			3382	2187	1775				8610	105.0
1973-74	82	3478	7483	.465				1350	1738	.777	959	**2725**	3684	1937	1884	554	1463	277	8306	101.3
1974-75	82	3359	7464	.450				1518	1967	.772	981	2652	3633	1675	2001	652	1374	300	8236	100.4
1975-76	82	3443	7555	.456				1532	1985	.772	1022	2723	3745	1660	2006	575	1403	259	8418	102.7
1976-77	82	3659	7530	.486				1587	2078	.764	974	2680	3654	1956	2007	714	1680	304	8905	108.6
1977-78	82	**3815**	7822	.488				1670	2225	.751	1180	2689	3869	2338	2193	818	1764	442	9300	113.4
1978-79	82	3676	7554	.487				1478	2111	.700	1200	2430	3630	2121	2154	699	1605	397	8830	107.7
1979-80	82	3802	7672	**.496**	42	191	.220	1698	2274	.747	1236	2303	3539	**2265**	2168	881	1613	457	9344	114.0
1980-81	82	3505	7255	.483	56	236	.237	1783	2386	.747	1137	2205	3342	1976	1917	861	1461	314	8849	107.9
1981-82	82	3523	7178	.491	58	214	.271	1603	2171	.738	1168	2273	3441	2075	2195	719	1486	338	8707	106.2
1982-83	82	3272	6793	.482	33	131	.252	1621	2282	.710	1080	2263	3343	2034	2180	701	1509	378	8198	100.0
1983-84	82	3386	6837	.495	47	165	.285	1944	2510	.775	1088	2230	3318	2041	2281	803	1587	360	8763	106.9
1984-85	82	3435	7101	.484	51	198	.258	1706	2350	.726	1116	2102	3218	1999	**2398**	754	1458	267	8627	105.2
1985-86	82	3239	7034	.460	82	239	.343	1534	2237	.686	1081	2170	3251	1877	2213	714	1438	308	8094	98.7
1986-87	82	3329	7023	.474	125	375	.333	1725	2362	.730	1108	2162	3270	1941	2028	704	1420	396	8508	103.8
1987-88	82	3363	7232	.465	179	567	.316	1750	2306	.759	1286	2194	3480	2012	2361	789	1518	445	8655	105.5
1988-89	82	3701	7611	.486	386	1147	.337	1779	2366	.752	**1322**	2265	3587	2083	2053	**900**	1572	446	**9567**	116.7
1989-90	82	3434	7089	.484	236	710	.332	1775	2349	.756	1187	2426	3613	2140	1828	714	1412	**492**	8879	108.3
1990-91	82	3308	6822	.485	185	558	.332	1654	2147	.770	1053	2436	3489	2172	1764	638	1379	418	8455	103.1
1991-92	82	3312	6947	.477	201	618	.325	1503	2049	.734	1185	2489	3674	2130	1905	634	1242	382	8328	101.6
1992-93	82	3209	6898	.465	193	604	.320	1717	2316	.741	1150	2660	3810	2125	2111	680	1296	372	8328	101.6
1993-94	82	3098	6735	.460	316	908	.348	1564	2097	.746	1175	2542	3717	2067	2001	752	1360	385	8076	98.5
1994-95	82	2985	6394	.467	532	1446	.368	1552	2114	.734	929	2473	3402	2055	2102	591	1305	387	8054	98.2
1995-96	82	3003	6382	.471	485	1285	.377	1480	1954	.757	829	2449	3278	1822	1864	645	1272	377	7971	97.2
1996-97	82	2882	6227	.463	470	1294	.363	1585	2119	.748	973	2516	3489	1809	2033	629	1462	378	7819	95.4
1997-98	82	2864	6413	.447	382	1139	.335	1399	1812	.772	978	2434	3412	1787	1947	634	1247	278	7509	91.6
1998-99	50	1610	3704	.435	208	589	.353	892	1218	.732	551	1510	2061	963	1140	395	**804**	262	4320	86.4
1999-00	82	2897	6374	.455	351	937	.375	1410	1805	.781	802	2521	3323	1588	1983	515	1202	349	7555	92.1
2000-01	82	2755	6198	.444	391	1115	.351	1374	1727	.796	773	2524	3297	1520	1863	545	1188	346	7275	88.7
2001-02	82	2817	6520	.432	474	1344	.353	1406	1786	.787	876	2458	3334	1720	1800	558	1192	288	7514	91.6
2002-03	82	2967	6725	.441	606	1582	**.383**	1320	1620	**.815**	842	2376	3218	1800	1888	579	1149	255	7860	95.9
2003-04	82	2881	6513	.442	406	1115	.364	1374	1732	.793	950	2543	3493	1695	1897	608	1289	391	7542	92.0
2004-05	82	2978	6599	.451	441	1240	.356	1580	2060	.767	965	2393	3358	1665	1942	629	1204	260	7977	97.3
2005-06	82	2822	6206	.455	320	884	.362	1878	2587	.726	1034	2360	3394	1468	2157	555	1449	271	7842	95.6
2006-07	82	2903	6356	.457	474	1370	.346	1714	2396	.715	1032	2516	3548	1532	1932	543	1405	260	7994	97.5
2007-08	82	2967	6757	.439	490	1454	.337	1524	2095	.727	1029	2457	3486	1530	1761	521	1187	213	7948	96.9
2008-09	82	3157	7091	.445	**823**	**2284**	.360	1490	1900	.784	911	2545	3456	1738	1672	610	1174	204	8627	105.2
2009-10	82	3127	6876	.455	743	2145	.346	1376	1759	.782	836	2477	3313	1772	1638	586	1148	305	8373	102.1
2010-11	82	3140	6867	.457	765	2081	.368	1689	2087	.809	847	2470	3317	1757	1743	625	1123	475	8734	106.5
2011-12	82	2365	5335	.443	517	1538	.336	1211	1634	.741	743	2012	2755	1328	1391	622	1056	276	6458	97.9

Bold denotes top performances
Team rebounds are included in totals prior to the 1968-69 season

TEAM DEFENSIVE STATISTICS

HISTORY

Season	FGM	FGA	Pct.	3P	3PA	Pct.	FTM	FTA	Pct.	Off	Def	Tot	Ast	PF	Stl	TO	Blk	Pts	Avg.	Dif
1946-47																		3842	64.0	+0.7
1947-48																		3427	71.4	+3.1
1948-49																		4663	77.7	+1.5
1949-50																		5344	78.6	+2.1
1950-51																		5639	85.4	+0.4
1951-52																		5560	84.2	+0.8
1952-53																		5619	80.3	+5.2
1953-54																		5697	79.1	−0.1
1954-55	2533	6607	.383				1599	2141	.747			4162	1714	1797				**6665**	92.6	+0.1
1955-56	2615	6754	.387				2012	2693	.747			4236	1610	1923				7242	100.6	−0.4
1956-57	2641	7024	**.376**				1983	2669	.743			4558	**1401**	1913				7265	100.9	−0.1
1957-58	2957	7585	.390				2067	2799	.738			5079	1587	2013				7981	110.8	+1.3
1958-59	2988	7427	.402				1949	2920	.744			5017	1495	1986				7925	110.1	+0.2
1959-60	3493	8079	.432				1985	2669	.744			5332	1754	1860				8973	119.6	−2.3
1960-61	3619	8436	.429				2248	3084	.729			5789	1889	2178				9486	120.1	−6.4
1961-62	3712	8149	.456				2150	2990	.719			5677	1894	1940				9574	119.7	−4.9
1962-63	3587	7847	.457				2243	3042	.737			5510	1824	2038				9471	117.7	−7.2
1963-64	3657	8202	.446				2207	2991	.738			5392	1779	2218				9521	119.0	−6.8
1964-65	3288	7586	.433				2310	3220	.717			5266	1634	2005				8886	111.1	−3.7
1965-66	3628	7974	.455				2287	3142	.728			5306	1924	2172				9543	119.3	−2.6
1966-67	3803	8448	.450				2066	2834	.729			5455	1895	2133				9672	119.4	−3.0
1967-68	3475	7696	.452				2424	3314	.731			5260	1776	2139				9374	114.3	+1.8
1968-69	3272	7451	.439				2072	2897	**.715**			4356	1744	1928				8616	105.1	+5.7
1969-70	3368	7592	.444				1946	2593	.750			4301	1674	1852				8682	105.9	**+9.1**
1970-71	3343	7752	.431				1928	2565	.752			4591	1509	1889				8614	105.0	+5.1
1971-72	3332	7513	.443				1920	2565	.749			4169	1626	1892				8584	104.7	+2.4
1972-73	3291	7561	.435				**1471**	1961	.750			4100	1714	1781				8053	98.2	+6.8
1973-74	3292	7377	.446				1496	1974	.758	1042	2790	3832	1580	1792	**479**	1555	348	8080	98.5	+2.8
1974-75	3361	7357	.457				1615	2082	.776	1070	2856	3926	1668	1912	572	1493	369	8337	101.7	−1.3
1975-76	3407	7426	.459				1705	2274	.750	1068	2891	3959	1812	1954	608	1453	335	8519	103.9	−1.2
1976-77	3577	7610	.470				1752	2327	.753	1163	2716	3879	1847	2008	793	1612	412	8906	108.6	0.0
1977-78	3658	7742	.472				2029	2785	.729	1254	2623	3877	2113	1989	879	1677	357	9345	114.0	−0.6
1978-79	3600	7457	.483				1907	2506	.761	1225	2489	3714	2114	1961	751	1558	378	9107	111.1	−3.4
1979-80	3707	7492	.495	55	198	.278	1969	2556	.770	1293	2432	3725	2143	2042	813	**1694**	390	9438	115.1	−1.1
1980-81	3555	7092	.501	43	172	.250	1563	2082	.751	1147	2457	3604	2088	1994	689	1660	452	8716	106.3	+1.6
1981-82	3541	7018	.505	51	168	.304	1793	2369	.757	1125	2366	3491	2089	2017	703	1462	358	8926	108.9	−2.7
1982-83	3132	6592	.475	**38**	**166**	**.229**	1695	2260	.750	1073	2337	3410	1873	2116	694	1682	399	7997	97.5	+2.5
1983-84	3260	6687	.488	52	189	.275	1876	2474	.758	1045	**2171**	3216	2049	2197	721	1683	397	8448	103.0	+3.9
1984-85	3329	6732	.495	67	229	.293	2282	3006	.759	1219	2401	3620	2143	2038	667	1589	446	9007	109.8	−4.6
1985-86	3192	6672	.478	68	274	.248	2102	2744	.766	1166	2587	3753	2007	2018	701	1629	444	8554	104.3	−5.6
1986-87	3500	7142	.490	94	357	.263	1928	2534	.761	1331	2448	3779	2152	1950	761	1417	400	9022	110.0	−6.3
1987-88	3202	6710	.477	114	375	.304	2177	2806	.776	1155	2284	3439	2005	1969	705	1631	447	8695	106.0	−0.5
1988-89	3636	7358	.494	152	534	.285	1834	2390	.767	1213	2326	3539	2292	1898	778	1688	433	9258	112.9	+3.8
1989-90	3497	7430	.471	171	543	.315	1598	2100	.761	1249	2285	3534	2126	1869	719	1287	418	8763	106.9	+1.4
1990-91	3410	7162	.476	183	545	.336	**1471**	**1903**	.773	1119	2336	3455	1999	1813	724	1239	368	8474	103.3	−0.2
1991-92	3082	6727	.458	179	606	.295	1666	2172	.767	1014	2241	3255	1778	1803	669	1249	396	8009	97.7	+3.9
1992-93	2822	6621	.426	230	753	.305	1949	2582	.755	1031	2325	3356	1658	2010	657	1360	384	7823	95.4	+6.2
1993-94	2783	6451	.431	253	825	.307	1684	2341	.719	1016	2245	3261	1677	1897	677	1420	329	7503	91.5	+7.0
1994-95	2800	6410	.437	397	1165	.341	1802	2449	.736	1021	2317	3338	1584	1907	639	1264	324	7799	95.1	+3.1
1995-96	2859	6471	.442	442	1311	.337	1621	2191	.740	995	2425	3420	1671	1762	653	1293	**281**	7781	94.9	+2.3
1996-97	2665	6272	.425	481	1374	.350	1752	2389	.733	911	2220	**3131**	1589	1882	727	1333	295	7563	92.2	+3.1
1997-98	2624	**6131**	.428	331	1045	.317	1728	2304	.750	**854**	2341	3195	1585	1705	653	1234	313	7307	89.1	+2.5
1998-99	**1528**	**3790**	.403	234	662	.353	**979**	**1335**	.733	**616**	**1426**	**2042**	**923**	**1035**	**425**	766	**215**	4269	**85.4**	+1.0
1999-00	2711	6398	.424	404	1197	.338	1609	2153	.747	927	2441	3368	1609	1799	603	1161	354	7435	90.7	+1.5
2000-01	**2568**	6159	.417	445	1266	.352	1478	2015	.733	872	2423	3290	1573	1754	596	1216	338	7059	86.1	+2.6
2001-02	2924	6570	.445	443	1256	.353	1550	2047	.757	959	2540	3499	1762	1670	686	1103	385	7841	95.6	−4.0
2002-03	2961	6478	.457	358	1053	.340	1691	2193	.771	935	2613	3548	1732	1631	627	1179	308	7971	97.2	−1.4
2003-04	2785	6491	.429	415	1228	.338	1678	2198	.763	948	2444	3394	1676	1600	675	1132	383	7663	93.5	−1.5
2004-05	3001	6454	.465	464	1276	.364	1711	2264	.756	969	2448	3417	1697	1736	602	1195	389	8177	99.7	−2.4
2005-06	2967	6359	.467	565	1495	.378	1868	2480	.753	883	2280	3163	1744	2079	674	1153	437	8367	102.0	−6.4
2006-07	3021	6566	.460	573	1523	.376	1613	2135	.756	885	2297	3182	1748	1875	616	1122	406	8228	100.3	−2.9
2007-08	3184	6711	.474	587	1592	.369	1535	2078	.739	924	2573	3497	1773	1665	621	1046	429	8490	103.5	−6.6
2008-09	3378	7041	.480	571	1625	.351	1514	1998	.758	954	2826	3780	1774	1592	654	1188	437	8841	107.8	-2.6
2009-10	3352	6902	.486	553	1571	.352	1429	1896	.754	959	2724	3683	1732	1576	585	1182	368	8686	105.9	-3.8
2010-11	3242	6870	.472	536	1442	.372	1650	2165	.762	964	2646	3610	1682	1703	586	1250	360	8670	105.7	+0.8
2011-12	2316	5238	.442	444	1238	.359	1171	1590	.736	717	2045	2762	1248	1437	536	1125	334	6247	94.7	+3.2

Bold denotes top performances
Team rebounds are included in totals prior to the 1968-69 season

FRANCHISE SCORING
HISTORY

	Player	Yrs.	G	FG	3P	FT	Pts.	Avg.	Career
1.	Patrick Ewing	15	1,039	9,260	19	5,126	23,665	22.8	1985-00
2.	Walt Frazier	10	759	5,736	0	3,145	14,617	19.3	1967-77
3.	Willis Reed	10	650	4,859	0	2,465	12,183	18.7	1964-74
4.	Allan Houston	9	602	4,103	921	2,038	11,165	18.5	1996-05
5.	Carl Braun	12	740	3,834	0	2,781	10,449	14.1	1947-61
6.	Richie Guerin	8	518	3,681	0	3,030	10,392	20.1	1956-64
7.	Earl Monroe	9	598	3,971	0	1,737	9,679	16.2	1971-80
8.	Dick Barnett	9	604	3,742	0	1,958	9,442	15.6	1965-74
9.	Bill Bradley	10	742	3,927	0	1,363	9,217	12.4	1967-77
10.	Bill Cartwright	9	537	3,207	0	2,592	9,006	16.8	1979-88
11.	John Starks	8	602	3,043	982	1,421	8,489	14.1	1990-98
12.	Willie Naulls	7	430	3,283	0	1,752	8,318	19.3	1956-63
13.	Gerald Wilkins	7	555	3,406	209	1,237	8,258	14.9	1985-92
14.	Harry Gallatin	9	610	2,470	0	2,831	7,771	12.7	1948-57
15.	Charles Oakley	10	727	2,910	27	1,681	7,528	10.4	1988-98
16.	Dave DeBusschere	6	435	2,939	0	1,079	6,957	16.0	1968-74
17.	Kenny Sears	7	424	2,299	0	2,256	6,854	16.2	1955-63
18.	Ray Williams	5	399	2,601	48	1,305	6,555	16.4	1977-81, 83-84
19.	Latrell Sprewell	5	351	2,334	385	1,231	6,284	17.9	1998-03
20.	Johnny Green	7	472	2,495	0	1,124	6,114	13.0	1959-66
21.	KURT THOMAS	7	530	2,530	7	863	5,930	11.2	1998-05
22.	Trent Tucker	9	663	2,391	504	439	5,725	8.6	1982-91
23.	Mark Jackson	7	500	2,195	264	890	5,544	11.1	1987-92, 00-02
24.	Bernard King	5	206	2,141	1	1,175	5,458	26.5	1982-87
25.	Jamal Crawford	5	299	1,800	600	1,069	5,269	17.6	2004-09
26.	Stephon Marbury	5	287	1,795	349	1,293	5,232	18.2	2003-09
27.	Walt Bellamy	4	268	1,919	0	1,234	5,072	18.9	1965-69
28.	Phil Jackson	11	732	1,903	0	1,183	4,989	6.8	1967-78
29.	David Lee	5	368	1,926	0	923	4,775	13.0	2005-10
30.	Nat Clifton	7	476	1,865	0	1,189	4,919	10.3	1950-57
31.	Cazzie Russell	5	344	1,858	0	868	4,584	13.3	1966-71
32.	Bob McAdoo	3	171	1,801	0	958	4,560	26.7	1976-79
33.	Ray Felix	6	376	1,531	0	1,437	4,499	12.0	1954-60
34.	Micheal Ray Richardson	4	315	1,844	69	728	4,485	14.2	1978-82
35.	Dick McGuire	8	530	1,434	0	1,360	4,228	8.0	1949-57
36.	Larry Johnson	5	330	1,543	191	768	4,045	12.3	1996-01
37.	Howard Komives	5	355	1,559	0	875	3,993	11.9	1964-69
38.	Nate Robinson	5	282	1,389	414	705	3,897	12.5	2005-10
39.	Anthony Mason	5	395	1,461	0	971	3,893	9.9	1991-96
40.	Louis Orr	6	407	1,420	2	926	3,768	9.3	1982-88
41.	Charlie Ward	10	580	1,331	598	493	3,753	6.5	1994-04
42.	Toby Knight	6	283	1,602	0	436	3,640	12.9	1977-82
43.	Spencer Haywood	4	210	1,468	0	651	3,587	17.1	1975-79
44.	Dave Stallworth	6	340	1,325	0	846	3,496	10.3	1965-72, 74-75
45.	Connie Simmons	5	329	1,192	0	978	3,362	10.2	1949-54
46.	Eddy Curry	5	222	1,228	1	910	3,367	15.2	2005-10
47.	Rory Sparrow	6	347	1,417	35	465	3,334	9.6	1982-88
48.	Wilson Chandler	4	233	1301	238	430	3,270	14.0	2007-11
49.	Vince Boryla	5	285	1,187	0	813	3,187	11.2	1949-54
50.	Johnny Newman	3	238	1,099	168	732	3,098	13.0	1987-90

Current players on Knicks roster as of October 2012 in CAPS

FRANCHISE LEADERS
HISTORY

Games
1. Patrick Ewing 1,039
2. Walt Frazier 759
3. Bill Bradley 742
4. Carl Braun 740
5. Phil Jackson 732
6. Charles Oakley 727
7. Trent Tucker 663
8. Willis Reed 650
9. Harry Gallatin 610
10. Dick Barnett 604

Minutes
1. Patrick Ewing 37,586
2. Walt Frazier 28,995
3. Charles Oakley 23,959
4. Willis Reed 23,073
5. Bill Bradley 22,799
6. Allan Houston 21,724
7. Dick Barnett 18,442
8. Richie Guerin 18,377
9. Carl Braun 17,995
10. Earl Monroe 17,552

Scoring Average (min. 100 games)
1. Bob McAdoo 26.7
2. Bernard King 26.5
3. Patrick Ewing 22.8
4. AMAR'E STOUDEMIRE 22.4
5. Richie Guerin 20.1
6. Willie Naulls 19.3
7. Walt Frazier 19.3
8. Al Harrington 19.2
9. Walt Bellamy 18.9
10. Willis Reed 18.7

Field Goals Made
1. Patrick Ewing 9,260
2. Walt Frazier 5,736
3. Willis Reed 4,859
4. Allan Houston 4,103
5. Earl Monroe 3,971
6. Bill Bradley 3,927
7. Carl Braun 3,834
8. Dick Barnett 3,742
9. Richie Guerin 3,681
10. Gerald Wilkins 3,406

Field Goals Attempted
1. Patrick Ewing 18,224
2. Walt Frazier 11,669
3. Willis Reed 10,202
4. Carl Braun 10,004
5. Allan Houston 9,243
6. Richie Guerin 8,935
7. Bill Bradley 8,763
8. Earl Monroe 8,302
9. Dick Barnett 8,065
10. Willie Naulls 8,043

Field Goal Percentage (min. 500 made)
1. Eddy Curry ..... .563
2. David Lee ..... .557
3. Bill Cartwright ..... .552
4. Bernard King ..... .543
5. Mike Glenn ..... .541
6. Bob McAdoo ..... .529
7. Anthony Mason ..... .528
8. Walt Bellamy ..... .522
9. Toby Knight ..... .519
10. Othella Harrington ..... .517

Three-Point Field Goals Made
1. John Starks 982
2. Allan Houston 921
3. Jamal Crawford 600
4. Charlie Ward 598
5. Trent Tucker 504
6. Nate Robinson 414
7. Latrell Sprewell 385
8. Quentin Richardson 350
9. Stephon Marbury 349
10. Hubert Davis 317

Three-Point Field Goals Attempted
1. John Starks 2,848
2. Allan Houston 2,310
3. Jamal Crawford 1,698
4. Charlie Ward 1,635
5. Trent Tucker 1,231
6. Nate Robinson 1,172
7. Latrell Sprewell 1,102
8. Stephon Marbury 1,004
9. Quentin Richardson 989
10. Al Harrington 851

Three-Point Field Goal % (min. 100 made)
1. STEVE NOVAK ..... .472
2. Hubert Davis ..... .449
3. Tim Thomas ..... .412
4. Trent Tucker ..... .409
5. Allan Houston ..... .399
6. Bill Walker ..... .380
7. Danilo Gallinari ..... .377
8. Chris Duhon ..... .372
9. CARMELO ANTHONY ..... .369
10. Derek Harper ..... .368

Free Throws Made
1. Patrick Ewing 5,126
2. Walt Frazier 3,145
3. Richie Guerin 3,030
4. Harry Gallatin 2,831
5. Carl Braun 2,781
6. Bill Cartwright 2,592
7. Willis Reed 2,465
8. Kenny Sears 2,256
9. Allan Houston 2,038
10. Dick Barnett 1,958

Free Throws Attempted
1. Patrick Ewing 6,904
2. Walt Frazier 4,017
3. Richie Guerin 3,892
4. Harry Gallatin 3,669
5. Carl Braun 3,457
6. Bill Cartwright 3,308
7. Willis Reed 3,298
8. Kenny Sears 2,736
9. Dick Barnett 2,594
10. Allan Houston 2,338

Free Throw Percentage (min. 200 made)
1. Mike Glenn ..... .886
2. Kiki Vandeweghe ..... .886
3. Allan Houston ..... .872
4. Danilo Gallinari ..... .859
5. Howard Komives ..... .846
6. Jamal Crawford ..... .840
7. Bill Bradley ..... .840
8. Hubert Davis ..... .830
9. CARMELO ANTHONY ..... .827
10. Kenny Sears ..... .825

Total Rebounds
1. Patrick Ewing 10,759
2. Willis Reed 8,414
3. Charles Oakley 7,291
4. Harry Gallatin 5,935
5. Willie Naulls 5,008
6. Johnny Green 4,831
7. Dave DeBusschere 4,671
8. Walt Frazier 4,598
9. KURT THOMAS 4,183
10. Nat Clifton 4,066

Assists
1. Walt Frazier 4,791
2. Mark Jackson 4,005
3. Dick McGuire 2,950
4. Carl Braun 2,821
5. Richie Guerin 2,720
6. Bill Bradley 2,533
7. Charlie Ward 2,451
8. John Starks 2,394
9. Ray Williams 2,260
10. Micheal Ray Richardson 2,244

Steals
1. Patrick Ewing 1,061
2. Charles Oakley 844
3. Micheal Ray Richardson 810
4. Ray Williams 750
5. Charlie Ward 744
6. Mark Jackson 720
7. John Starks 711
8. Trent Tucker 634
9. Gerald Wilkins 614
10. Walt Frazier 589

Blocked Shots
1. Patrick Ewing 2,758
2. Bill Cartwright 543
3. Marvin Webster 541
4. KURT THOMAS 463
5. MARCUS CAMBY 376
6. Charles Smith 287
7. John Gianelli 250
8. Bob McAdoo 238
9. Kenny Walker 235
10. Three with 210

Personal Fouls
1. Patrick Ewing 3,676
2. Charles Oakley 2,577
3. Willis Reed 2,411
4. Bill Bradley 2,363
5. Phil Jackson 2,163
6. Carl Braun 2,125
7. Walt Frazier 2,032
8. KURT THOMAS 2,017
9. Harry Gallatin 1,869
10. Bill Cartwright 1,751

Disqualifications
1. Willis Reed 58
2. Ray Felix 54
3. Patrick Ewing 48
4. KURT THOMAS 45
5. Phil Jackson 43
6. Nat Clifton 38
7. Charles Oakley 36
8. Carl Braun 34
9. Harry Gallatin 29
10. Willie Naulls 28

YEARLY STATISTICAL LEADERS
HISTORY

Scoring

Season	Points	Player
1946-47	515	Sonny Hertzberg
1947-48	671	Carl Braun
1948-49	810	Carl Braun
1949-50	1,031	Carl Braun
1950-51	982	Vince Boryla
1951-52	931	Max Zaslofsky
1952-53	977	Carl Braun
1953-54	1,062	Carl Braun
1954-55	1,074	Carl Braun
1955-66	1,112	Carl Braun
1956-57	1,079	Harry Gallatin
1957-58	1,342	Kenny Sears
1958-59	1,488	Kenny Sears
1959-60	1,615	Richie Guerin
1960-61	1,846	Willie Naulls
1961-62	2,303	Richie Guerin
1962-63	1,701	Richie Guerin
1963-64	1,349	Len Chappell
1964-65	1,560	Willis Reed
1965-66	1,729	Dick Barnett
1966-67	1,628	Willis Reed
1967-68	1,685	Willis Reed
1968-69	1,733	Willis Reed
1969-70	21.7	Willis Reed
1970-71	21.7	Walt Frazier
1971-72	23.2	Walt Frazier
1972-73	21.1	Walt Frazier
1973-74	20.5	Walt Frazier
1974-75	21.5	Walt Frazier
1975-76	20.7	Earl Monroe
1976-77	26.7	Bob McAdoo
1977-78	26.5	Bob McAdoo
1978-79	17.3	Ray Williams
1979-80	21.7	Bill Cartwright
1980-81	20.1	Bill Cartwright
1981-82	17.9	Micheal Ray Richardson
1982-83	21.9	Bernard King
1983-84	26.3	Bernard King
1984-85	**32.9**	**Bernard King**
1985-86	20.0	Patrick Ewing
1986-87	21.5	Patrick Ewing
1987-88	20.2	Patrick Ewing
1988-89	22.7	Patrick Ewing
1989-90	28.6	Patrick Ewing
1990-91	26.6	Patrick Ewing
1991-92	24.0	Patrick Ewing
1992-93	24.2	Patrick Ewing
1993-94	24.5	Patrick Ewing
1994-95	23.9	Patrick Ewing
1995-96	22.5	Patrick Ewing
1996-97	22.4	Patrick Ewing
1997-98	18.4	Allan Houston
1998-99	17.3	Patrick Ewing
1999-00	19.7	Allan Houston
2000-01	18.7	Allan Houston
2001-02	20.4	Allan Houston
2002-03	22.5	Allan Houston
2003-04	19.8	Stephon Marbury
2004-05	21.7	Stephon Marbury
2005-06	16.3	Stephon Marbury
2006-07	19.5	Eddy Curry
2007-08	20.6	Jamal Crawford
2008-09	20.7	Al Harrington
2009-10	20.2	David Lee
2010-11	26.3	Carmelo Anthony
2011-12	22.6	Carmelo Anthony

Field Goal Percentage (min. 200 made)

Season	Pct.	Player
1946-47	.307	Bud Palmer
1947-48	.326	Ray Kuka
1948-49	.350	Bud Palmer
1949-50	.421	Ernie Vandeweghe
1950-51	.416	Harry Gallatin
1951-52	.442	Harry Gallatin
1952-53	.444	Harry Gallatin
1953-54	.408	Dick McGuire
1954-55	.438	Ray Felix
1955-66	.438	Kenny Sears
1956-57	.418	Kenny Sears
1957-58	.442	Ray Felix
1958-59	**.490**	**Kenny Sears**
1959-60	**.477**	**Kenny Sears**
1960-61	.440	Dick Garmaker
1961-62	.463	Al Butler
1962-63	.493	Dave Budd
1963-64	.487	Bill McGill
1964-65	.488	Johnny Egan
1965-66	.512	Walt Bellamy
1966-67	.521	Walt Bellamy
1967-68	.541	Walt Bellamy
1968-69	.521	Willis Reed
1969-70	.518	Walt Frazier
1970-71	.494	Walt Frazier
1971-72	.512	Jerry Lucas
1972-73	.515	Dean Meminger
1973-74	.508	Dean Meminger
1974-75	.483	Walt Frazier
1975-76	.485	Walt Frazier
1976-77	.534	Bob McAdoo
1977-78	.520	Bob McAdoo
1978-79	.541	Mike Glenn
1979-80	.547	Bill Cartwright
1980-81	.558	Mike Glenn
1981-82	.562	Bill Cartwright
1982-83	.566	Bill Cartwright
1983-84	.572	Bernard King
1984-85	.530	Bernard King
1985-86	.491	Ken Bannister
1986-87	.531	Bill Cartwright
1987-88	.555	Patrick Ewing
1988-89	.567	Patrick Ewing
1989-90	.551	Patrick Ewing
1990-91	.516	Charles Oakley
1991-92	.522	Charles Oakley
1992-93	.508	Charles Oakley
1993-94	.496	Patrick Ewing
1994-95	.566	Anthony Mason
1995-96	.563	Anthony Mason
1996-97	.537	Buck Williams
1997-98	.504	Patrick Ewing
1998-99	.521	Marcus Camby
1999-00	.505	Kurt Thomas
2000-01	.524	Marcus Camby
2001-02	.527	Othella Harrington
2002-03	.508	Othella Harrington
2003-04	.473	Kurt Thomas
2004-05	.531	Michael Sweetney
2005-06	.563	Eddy Curry
2006-07	.600	David Lee
2007-08	.552	David Lee
2008-09	.549	David Lee
2009-10	.545	David Lee
2010-11	.502	Amar'e Stoudemire
2011-12	**.679**	**Tyson Chandler**

Free Throw Percentage (min. 41 made)

Season	Pct.	Player
1946-47	.782	Stan Stutz
1947-48	.838	Sid Tannenbaum
1948-49	.844	Sid Tannenbaum
1949-50	.796	Ray Lumpp
1950-51	.837	Vince Boryla
1951-52	.835	Vince Boryla
1952-53	.825	Carl Braun
1953-54	.864	Vince Boryla
1954-55	.823	Jim Baechtold
1955-66	.838	Carl Braun
1956-57	.830	Slater Martin
1957-58	.849	Carl Braun
1958-59	.861	Kenny Sears
1959-60	.868	Kenny Sears
1960-61	.833	Bob McNeill
1961-62	.842	Willie Naulls
1962-63	.848	Richie Guerin
1963-64	.770	Bob Boozer
1964-65	.835	Howie Komives
1965-66	.861	Howie Komives
1966-67	.858	Howie Komives
1967-68	.820	Howie Komives
1968-69	.849	Howie Komives
1969-70	.824	Bill Bradley
1970-71	.823	Bill Bradley
1971-72	.849	Bill Bradley
1972-73	.871	Bill Bradley
1973-74	.874	Bill Bradley
1974-75	.873	Bill Bradley
1975-76	.878	Bill Bradley
1976-77	.839	Earl Monroe
1977-78	.858	Jim McMillian
1978-79	.905	Mike Glenn
1979-80	.875	Earl Monroe
1980-81	.891	Mike Glenn
1981-82	.857	Mike Newlin
1982-83	.827	Ernie Grunfeld
1983-84	.827	Ray Williams
1984-85	.865	Rory Sparrow
1985-86	.833	Ernie Grunfeld
1986-87	.816	Gerald Henderson
1987-88	.841	Johnny Newman
1988-89	.911	Kiki Vandeweghe
1989-90	.917	Kiki Vandeweghe
1990-91	.899	Kiki Vandeweghe
1991-92	.802	Kiki Vandeweghe
1992-93	.821	Doc Rivers
1993-94	.906	Rolando Blackman
1994-95	.808	Hubert Davis
1995-96	.868	Hubert Davis
1996-97	.808	Charles Oakley
1997-98	.851	Charles Oakley
1998-99	.862	Allan Houston
1999-00	.866	Latrell Sprewell
2000-01	.909	Allan Houston
2001-02	.870	Allan Houston
2002-03	**.919**	**Allan Houston**
2003-04	.913	Allan Houston
2004-05	.843	Jamal Crawford
2005-06	.826	Jamal Crawford
2006-07	.838	Jamal Crawford
2007-08	.864	Jamal Crawford
2008-09	.856	Chris Duhon
2009-10	.823	Larry Hughes
2010-11	.902	Chauncey Billups
2011-12	.804	Carmelo Anthony

Bold denotes NBA Leader. From 1969-70 through present - based on average for points, rebounds and assists for players appearing in at least half of the team's games.

Three-Point Field Goal Percentage (minimum 25 made)

Season	Pct.	Player
1979-80	.245	Micheal Ray Richardson
1980-81		None
1981-82	**.439**	**Campy Russell**
1982-83		None
1983-84	.309	Ray Williams
1984-85	.403	Trent Tucker
1985-86	.451	Trent Tucker
1986-87	.422	Trent Tucker
1987-88	.413	Trent Tucker
1988-89	.399	Trent Tucker
1989-90	.388	Trent Tucker
1990-91	.418	Trent Tucker
1991-92	.394	Kiki Vandeweghe
1992-93	.425	Rolando Blackman
1993-94	.402	Hubert Davis
1994-95	.455	Hubert Davis
1995-96	.476	Hubert Davis
1996-97	.387	Chris Childs
1997-98	.385	Allan Houston
1998-99	.407	Allan Houston
1999-00	.436	Allan Houston
2000-01	.389	Glen Rice
2001-02	.405	Mark Jackson
2002-03	.396	Allan Houston
2003-04	.431	Allan Houston
2004-05	.409	Tim Thomas
2005-06	.491	Jalen Rose
2006-07	.390	Nate Robinson
2007-08	.385	Fred Jones
2008-09	.455	Jamal Crawford
2009-10	.431	Bill Walker
2010-11	.424	Carmelo Anthony
2011-12	**.472**	**Steve Novak**

Minutes

Season	Min.	Player
1951-52	2,113	Max Zaslofsky
1952-53	2,333	Harry Gallatin
1953-54	2,690	Harry Gallatin
1954-55	2,548	Harry Gallatin
1955-66	2,378	Harry Gallatin
1956-57	2,516	Kenny Sears
1957-58	2,685	Kenny Sears
1958-59	2,558	Richie Guerin
1959-60	2,549	Richie Guerin
1960-61	3,023	Richie Guerin
1961-62	3,348	Richie Guerin
1962-63	2,712	Richie Guerin
1963-64	2,489	Len Chappell
1964-65	3,042	Willis Reed
1965-66	3,084	Walt Bellamy
1966-67	3,010	Walt Bellamy
1967-68	2,879	Willis Reed
1968-69	3,108	Willis Reed
1969-70	3,089	Willis Reed
1970-71	3,455	Walt Frazier
1971-72	3,126	Walt Frazier
1972-73	3,181	Walt Frazier
1973-74	3,338	Walt Frazier
1974-75	3,204	Walt Frazier
1975-76	2,889	Earl Monroe
1976-77	2,687	Walt Frazier
1977-78	3,182	Bob McAdoo
1978-79	2,667	Toby Knight
1979-80	3,150	Bill Cartwright
1980-81	3,175	Micheal Ray Richardson
1981-82	3,044	Micheal Ray Richardson
1982-83	2,468	Bill Cartwright
1983-84	2,667	Bernard King
1984-85	2,489	Darrell Walker
1985-86	2,344	Rory Sparrow
1986-87	2,758	Gerald Wilkins
1987-88	3,249	Mark Jackson
1988-89	2,896	Patrick Ewing
1989-90	3,165	Patrick Ewing
1990-91	3,104	Patrick Ewing
1991-92	3,150	Patrick Ewing
1992-93	3,003	Patrick Ewing
1993-94	2,972	Patrick Ewing
1994-95	2,920	Patrick Ewing
1995-96	**3,457**	**Anthony Mason**
1996-97	2,887	Patrick Ewing
1997-98	2,848	Allan Houston
1998-99	1,815	Allan Houston
1999-00	3,276	Latrell Sprewell
2000-01	3,017	Latrell Sprewell
2001-02	3,326	Latrell Sprewell
2002-03	3,108	Allan Houston
2003-04	2,548	Kurt Thomas
2004-05	3,281	Stephon Marbury
2005-06	2,555	Jamal Crawford
2006-07	2,849	Eddy Curry
2007-08	3,190	Jamal Crawford
2008-09	2,906	Chris Duhon
2009-10	3,019	David Lee
2010-11	2,870	Amar'e Stoudemire
2011-12	2,061	Tyson Chandler

Rebounding

Season	Reb.	Player
1950-51	800	Harry Gallatin
1951-52	731	Nat Clifton
1952-53	916	Harry Gallatin
1953-54	**1,098**	**Harry Gallatin**
1954-55	995	Harry Gallatin
1955-66	740	Harry Gallatin
1956-57	725	Harry Gallatin
1957-58	799	Willie Naulls
1958-59	723	Willie Naulls
1959-60	921	Willie Naulls
1960-61	1,055	Willie Naulls
1961-62	1,066	Johnny Green
1962-63	964	Johnny Green
1963-64	799	Johnny Green
1964-65	1,175	Willis Reed
1965-66	1,152	Walt Bellamy
1966-67	1,136	Willis Reed
1967-68	1,073	Willis Reed
1968-69	1,191	Willis Reed
1969-70	13.9	Willis Reed
1970-71	13.7	Willis Reed
1971-72	13.1	Jerry Lucas
1972-73	10.7	Dave DeBusschere
1973-74	10.7	Dave DeBusschere
1974-75	8.6	John Gianelli
1975-76	11.3	Spencer Haywood
1976-77	12.7	Bob McAdoo
1977-78	12.8	Bob McAdoo
1978-79	10.9	Marvin Webster
1979-80	8.9	Bill Cartwright
1980-81	7.5	Bill Cartwright
1981-82	11.3	Maurice Lucas
1982-83	8.1	Truck Robinson
1983-84	8.4	Bill Cartwright
1984-85	8.2	Pat Cummings
1985-86	9.0	Patrick Ewing
1986-87	8.8	Patrick Ewing
1987-88	8.2	Patrick Ewing
1988-89	10.5	Charles Oakley
1989-90	11.9	Charles Oakley
1990-91	12.1	Charles Oakley
1991-92	11.2	Patrick Ewing
1992-93	12.1	Patrick Ewing
1993-94	11.8	Charles Oakley
1994-95	11.0	Patrick Ewing
1995-96	10.6	Patrick Ewing
1996-97	10.7	Patrick Ewing
1997-98	9.2	Charles Oakley
1998-99	9.9	Patrick Ewing
1999-00	9.7	Patrick Ewing
2000-01	11.5	Marcus Camby
2001-02	9.1	Kurt Thomas
2002-03	7.9	Kurt Thomas
2003-04	8.3	Kurt Thomas
2004-05	10.4	Kurt Thomas
2005-06	6.0	Eddy Curry
2006-07	10.4	David Lee
2007-08	10.3	Zach Randolph
2008-09	11.7	David Lee
2009-10	11.7	David Lee
2010-11	8.2	Amar'e Stoudemire
2011-12	9.9	Tyson Chandler

Assists

Season	Assists	Player
1946-47	109	Ossie Schectman
1947-48	61	Carl Braun
1948-49	173	Carl Braun
1949-50	**386**	**Dick McGuire**
1950-51	400	Dick McGuire
1951-52	388	Dick McGuire
1952-53	296	Dick McGuire
1953-54	354	Dick McGuire
1954-55	542	Dick McGuire
1955-66	362	Dick McGuire
1956-57	256	Carl Braun
1957-58	393	Carl Braun
1958-59	364	Richie Guerin
1959-60	463	Richie Guerin
1960-61	503	Richie Guerin
1961-62	539	Richie Guerin
1962-63	348	Richie Guerin
1963-64	257	Tom Gola
1964-65	265	Howie Komives
1965-66	425	Howie Komives
1966-67	401	Howie Komives
1967-68	305	Walt Frazier
1968-69	635	Walt Frazier
1969-70	8.2	Walt Frazier
1970-71	6.7	Walt Frazier
1971-72	5.8	Walt Frazier
1972-73	5.9	Walt Frazier
1973-74	6.9	Walt Frazier
1974-75	6.1	Walt Frazier
1975-76	5.9	Walt Frazier
1976-77	5.3	Walt Frazier
1977-78	4.8	Earl Monroe
1978-79	6.2	Ray Williams
1979-80	**10.1**	**Micheal Ray Richardson**
1980-81	7.9	Micheal Ray Richardson
1981-82	7.0	Micheal Ray Richardson
1982-83	5.5	Paul Westphal
1983-84	6.8	Rory Sparrow
1984-85	7.1	Rory Sparrow
1985-86	6.4	Rory Sparrow
1986-87	6.5	Gerald Henderson
1987-88	10.6	Mark Jackson
1988-89	8.6	Mark Jackson
1989-90	7.4	Mark Jackson
1990-91	6.3	Mark Jackson
1991-92	8.6	Mark Jackson
1992-93	5.7	Greg Anthony
1993-94	5.9	John Starks
1994-95	5.7	Derek Harper
1995-96	4.4	Anthony Mason
1996-97	6.1	Chris Childs
1997-98	5.7	Charlie Ward
1998-99	5.4	Charlie Ward
1999-00	4.2	Charlie Ward
2000-01	4.6	Chris Childs
2001-02	7.4	Mark Jackson
2002-03	5.4	Howard Eisley
2003-04	9.3	Stephon Marbury
2004-05	8.1	Stephon Marbury
2005-06	6.4	Stephon Marbury
2006-07	5.4	Stephon Marbury
2007-08	5.0	Jamal Crawford
2008-09	7.2	Chris Duhon
2009-10	5.6	Chris Duhon
2010-11	9.0	Raymond Felton
2011-12	6.2	Jeremy Lin

YEARLY STATISTICAL LEADERS

HISTORY

Steals

Season	Steals	Player
1973-74	2.01	Walt Frazier
1974-75	2.44	Walt Frazier
1975-76	1.80	Walt Frazier
1976-77	1.74	Walt Frazier
1977-78	1.48	Butch Carter
1978-79	1.58	Ray Williams
1979-80	**3.23**	**Micheal Ray Richardson**
1980-81	2.94	Micheal Ray Richardson
1981-82	2.60	Micheal Ray Richardson
1982-83	1.32	Bernard King
1983-84	2.13	Ray Williams
1984-85	1.29	Bernard King
1985-86	1.80	Darrell Walker
1986-87	1.66	Trent Tucker
1987-88	2.50	Mark Jackson
1988-89	1.93	Mark Jackson
1989-90	1.33	Mark Jackson
1990-91	1.68	Maurice Cheeks
1991-92	1.38	Mark Jackson
1992-93	1.61	Greg Anthony
1993-94	1.61	John Starks
1994-95	1.20	Charles Oakley
1995-96	1.60	Derek Harper
1996-97	1.39	Charles Oakley
1997-98	1.76	Charlie Ward
1998-99	2.06	Charlie Ward
1999-00	1.33	Latrell Sprewell
2000-01	1.38	Latrell Sprewell
2001-02	1.16	Latrell Sprewell
2002-03	1.38	Latrell Sprewell
2003-04	1.38	Stephon Marbury
2004-05	1.49	Stephon Marbury
2005-06	1.10	Jamal Crawford
2006-07	0.97	Jamal Crawford
2007-08	1.01	Jamal Crawford
2008-09	1.28	Nate Robinson
2009-10	1.29	Larry Hughes
2010-11	1.80	Raymond Felton
2011-12	1.71	Iman Shumpert

Blocked Shots

Season	Blocks	Player
1973-74	1.11	Willis Reed
1974-75	1.48	John Gianelli
1975-76	1.03	Spencer Haywood
1976-77	1.25	Bob McAdoo
1977-78	1.59	Bob McAdoo
1978-79	1.87	Marvin Webster
1979-80	1.85	Joe Meriweather
1980-81	1.18	Marvin Webster
1981-82	1.11	Marvin Webster
1982-83	1.60	Marvin Webster
1983-84	1.32	Marvin Webster
1984-85	0.68	James Bailey
1985-86	2.06	Patrick Ewing
1986-87	2.33	Patrick Ewing
1987-88	2.99	Patrick Ewing
1988-89	3.51	Patrick Ewing
1989-90	3.99	Patrick Ewing
1990-91	3.19	Patrick Ewing
1991-92	2.99	Patrick Ewing
1992-93	1.99	Patrick Ewing
1993-94	2.75	Patrick Ewing
1994-95	2.01	Patrick Ewing
1995-96	2.42	Patrick Ewing
1996-97	2.42	Patrick Ewing
1997-98	1.00	Chris Dudley
1998-99	2.63	Patrick Ewing
1999-00	1.97	Marcus Camby
2000-01	2.16	Marcus Camby
2001-02	0.96	Kurt Thomas
2002-03	1.20	Kurt Thomas
2003-04	1.89	Dikembe Mutombo
2004-05	0.99	Kurt Thomas
2005-06	0.78	Eddy Curry
2006-07	0.65	Renaldo Balkman
2007-08	0.49	Eddy Curry
2008-09	0.91	Wilson Chandler
2009-10	1.12	Jared Jeffries
2010-11	1.92	Amar'e Stoudemire
2011-12	1.44	Tyson Chandler

TOP SEASONAL MARKS

Minutes

1. Anthony Mason 1995-96 3,457
2. Walt Frazier 1970-71 3,455
3. Richie Guerin 1961-62 3,348
4. Walt Frazier 1973-74 3,338
5. Latrell Sprewell 2001-02 3,326

Field Goals Made

1. Patrick Ewing 1989-90 922
2. Patrick Ewing 1990-91 845
3. Richie Guerin 1961-62 839
4. Bob McAdoo 1977-78 814
5. Patrick Ewing 1991-92 796

Three-Point Field Goals Made

1. John Starks 1994-95 217
2. Danilo Gallinari 2009-10 186
3. Jamal Crawford 2004-05 185
4. Allan Houston 2002-03 178
5. Jamal Crawford 2007-08 176

Free Throws Made

1. Richie Guerin 1961-62 625
2. Richie Guerin 1962-63 509
3. Kenny Sears 1958-59 506
4. Patrick Ewing 1989-90 502
5. Richie Guerin 1960-61 496

Offensive Rebounds

1. Charles Oakley 1993-94 349
2. Charles Oakley 1988-89 343
3. Charles Oakley 1990-91 305
4. Charles Oakley 1992-93 288
5. Maurice Lucas 1981-82 274

Assists

1. Mark Jackson 1987-88 868
2. M. Richardson 1979-80 832
3. Mark Jackson 1991-92 694
4. Stephon Marbury 2004-05 668
5. Walt Frazier 1968-69 635

Points

1. Patrick Ewing 1989-90 2,347
2. Richie Guerin 1961-62 2,303
3. Patrick Ewing 1990-91 2,154
4. Bob McAdoo 1977-78 2,097
5. Bernard King 1983-84 2,027

Field Goals Attempted

1. Richie Guerin 1961-62 1,897
2. Willie Naulls 1961-62 1,798
3. Willie Naulls 1960-61 1,723
4. Patrick Ewing 1989-90 1,673
5. Patrick Ewing 1990-91 1,645

Three-Point Field Goals Attempted

1. John Starks 1994-95 611
2. Jamal Crawford 2004-05 512
3. Jamal Crawford 2007-08 494
4. Danilo Gallinari 2009-10 488
5. Allan Houston 2002-03 450

Free Throws Attempted

1. Richie Guerin 1961-62 762
2. Eddy Curry 2006-07 659
3. Patrick Ewing 1989-90 648
4. Bob McAdoo 1977-78 645
5. Richie Guerin 1960-61 626

Defensive Rebounds

1. Patrick Ewing 1992-93 789
2. Bob McAdoo 1977-78 774
3. Patrick Ewing 1990-91 711
4. Patrick Ewing 1994-95 710
5. David Lee 2008-09 695

Steals

1. M. Richardson 1979-80 265
2. M. Richardson 1980-81 232
3. M. Richardson 1981-82 213
4. Mark Jackson 1987-88 205
5. Walt Frazier 1974-75 190

Scoring Average

1. Bernard King ..... 1984-85 ..... 32.9
2. Richie Guerin ..... 1961-62 ..... 29.5
3. Patrick Ewing ..... 1989-90 ..... 28.6
4. Bob McAdoo ..... 1978-79 ..... 26.9
5. Bob McAdoo ..... 1976-77 ..... 26.7

Field Goal Percentage (min. 200 made)

1. Tyson Chandler ..... 2011-12 ..... .679
2. David Lee ..... 2006-07 ..... .600
3. Eddy Curry ..... 2006-07 ..... .576
4. Bernard King ..... 1983-84 ..... .572
5. Patrick Ewing ..... 1988-89 ..... .567

Three-Point Field Goal % (min. 41 made)

1. Hubert Davis ..... 1995-96 ..... .476
2. Steve Novak ..... 2011-12 ..... .472
3. Hubert Davis ..... 1994-95 ..... .455
4. Trent Tucker ..... 1985-86 ..... .451
5. Allan Houston ..... 1999-00 ..... .436

Free Throw % (min. 41 made)

1. Allan Houston ..... 2002-03 ..... .919
2. Kiki Vandeweghe ..... 1989-90 ..... .917
3. Allan Houston ..... 2003-04 ..... .913
4. Kiki Vandeweghe ..... 1988-89 ..... .911
5. Allan Houston ..... 2000-01 ..... .909

Total Rebounds

1. Willis Reed 1968-69 1,191
2. Willis Reed 1964-65 1,175
3. Walt Bellamy 1965-66 1,152
4. Willis Reed 1966-67 1,136
5. Willis Reed 1969-70 1,126

Blocks

1. Patrick Ewing 1989-90 327
2. Patrick Ewing 1988-89 281
3. Patrick Ewing 1990-91 258
4. Patrick Ewing 1991-92 245
5. Patrick Ewing 1987-88 245

TRIPLE DOUBLES

HISTORY

Player	Opponent	Date	Pts	Reb	Ast
Kenny Sears	Boston	Jan. 4, 1956	20	14	11
Richie Guerin	at Cincinnati	Dec. 6, 1957	21	19	11
Richie Guerin	vs. Philadelphia	Mar. 9, 1958	19	10	10
Richie Guerin	at Syracuse	Jan. 8, 1959	23	10	10
Richie Guerin	vs. Philadelphia	Jan. 10, 1960	24	16	10
Richie Guerin	vs. St. Louis	Feb. 13, 1960	21	11	19
Richie Guerin	vs. Philadelphia	Nov. 10, 1960*	24	13	13
Richie Guerin	vs. Syracuse	Dec. 20, 1960	21	15	17
Richie Guerin	Philadelphia	Dec. 21, 1960	19	15	11
Richie Guerin	vs. Philadelphia	Jan. 27, 1961	42	10	12
Richie Guerin	at Philadelphia	Feb. 5, 1961*	23	14	10
Richie Guerin	vs. Detroit	Nov. 10, 1961	36	13	10
Richie Guerin	at Philadelphia	Feb. 25, 1962	50	11	13
Richie Guerin	vs. Syracuse	Jan. 7, 1962	32	10	13
Richie Guerin	at Philadelphia	Oct. 21, 1961	29	10	11
Richie Guerin	vs. Cincinnati	Oct. 26, 1961	35	10	11
Richie Guerin	at Boston	Dec. 23, 1961	27	10	11
Walt Bellamy	vs. Chicago	Nov. 19, 1966	15	16	10
Walt Bellamy	at L.A. Lakers	Mar. 3, 1967	29	14	10
Walt Frazier	vs. San Francisco	Jan. 28, 1968	23	15	10
Walt Frazier	vs. Philadelphia	Feb. 10, 1968	23	15	15
Walt Frazier	Seattle	Dec. 29, 1968	26	11	13
Walt Frazier	vs. Atlanta	Feb. 4, 1969	16	10	15
Walt Frazier	vs. Baltimore	Feb. 8, 1969	16	10	11
Walt Frazier	vs. Phoenix	Feb. 12, 1969	20	10	12
Walt Frazier	vs. San Francisco	Feb. 15, 1969	24	14	13
Walt Frazier	vs. San Diego	Feb. 22, 1969	30	11	12
Dave DeBusschere	vs. Atlanta	Feb. 25, 1969	22	10	10
Walt Frazier	vs. Philadelphia	Mar. 11, 1969	16	14	15
Walt Frazier	at Phoenix	Mar. 21, 1969	24	11	14
Walt Frazier	at Chicago	Dec. 19, 1969	20	12	11
Walt Frazier	at San Francisco	Jan. 7, 1970	21	10	10
Walt Frazier	vs. L.A. Lakers	Oct. 20, 1970	23	13	11
Walt Frazier	at San Diego	Nov. 4, 1970	25	12	10
Walt Frazier	at Portland	Nov. 8, 1970	28	10	12
Walt Frazier	at Phoenix	Dec. 20, 1970	26	13	11
Walt Frazier	at Cleveland	Dec. 12, 1971	30	11	10
Jerry Lucas	at Cleveland	Feb. 20, 1972	23	12	10
Jerry Lucas	vs. Seattle	Oct. 10, 1972	10	14	11
Jerry Lucas	vs. L.A. Lakers	Oct. 14, 1972	26	14	10
Jerry Lucas	vs. Houston	Oct. 17, 1972	22	11	11
Jerry Lucas	at Buffalo	Jan. 5, 1973	12	18	12
Walt Frazier	vs. Boston	Jan. 27, 1973	25	13	10
Walt Frazier	at Buffalo	Dec. 21, 1973	26	11	11
Walt Frazier	at Capital	Mar. 1, 1974	16	10	11
Walt Frazier	at L.A. Lakers	Nov. 8, 1974	26	11	10
Walt Frazier	at L.A. Lakers	Mar. 18, 1975	27	13	11
Walt Frazier	vs. Kansas City	Nov. 23, 1976	21	10	11
Ray Williams	at Detroit	Mar. 15, 1979	22	10	10
Ray Williams	at New Jersey	Oct. 19, 1979	31	11	11
Micheal Ray Richardson	at Washington	Dec. 5, 1979	16	10	10
Micheal Ray Richardson	vs. Milwaukee	Dec. 29, 1979	18	12	15
Micheal Ray Richardson	at Milwaukee	Jan. 11, 1980	18	11	14
Micheal Ray Richardson	at Phoenix	Jan. 23, 1980	22	10	18
Micheal Ray Richardson	at Detroit	Jan. 27, 1980	16	12	10
Micheal Ray Richardson	vs. Cleveland	Feb. 23, 1980	16	13	14
Micheal Ray Richardson	vs. Indiana	Mar. 13, 1980	15	16	16
Micheal Ray Richardson	vs. Philadelphia	Oct. 14, 1980	20	10	13
Micheal Ray Richardson	at Dallas	Jan. 16, 1981	18	16	11
Micheal Ray Richardson	vs. Cleveland	Mar. 21, 1981	27	15	19
Micheal Ray Richardson	vs. Boston	Mar. 24, 1981	26	12	11
Micheal Ray Richardson	vs. New Jersey	Nov. 10, 1981	20	15	12
Micheal Ray Richardson	at Indiana	Dec. 26, 1981	17	12	12
Micheal Ray Richardson	vs. Detroit	Jan. 2, 1982	23	12	11
Micheal Ray Richardson	at Utah	Jan. 12, 1982	26	11	11
Micheal Ray Richardson	vs. Atlanta	Jan. 21, 1982	14	11	12
Micheal Ray Richardson	at Portland	Feb. 7, 1982	14	14	15
Micheal Ray Richardson	vs. Milwaukee	Feb. 23, 1982	15	12	12
Ray Williams	at Detroit	Jan. 6, 1984	12	10	10
Bernard King	vs. Philadelphia**	Mar. 9, 1985	42	10	13
Mark Jackson	vs. Atlanta	Jan. 18, 1988	11	10	13
Mark Jackson	vs. Washington	Apr. 15, 1988	25	10	10
Mark Jackson	vs. San Antonio	Jan. 16, 1989	24	10	12
Mark Jackson	vs. Portland	Mar. 28, 1989	27	10	12
Mark Jackson	vs. Indiana	Apr. 12, 1991	26	10	11
Mark Jackson	at Detroit	Nov. 22, 1991	12	10	13
Patrick Ewing	vs. Charlotte	Apr. 19, 1996	28	15	11
Chris Childs	at Charlotte*	Jan. 24, 1997	13	10	12
Mark Jackson	at Chicago	Feb. 20, 2002	15	10	13
Latrell Sprewell	vs. Orlando**	Feb. 28, 2003	28	11	11
David Lee	at Golden State	Apr. 2, 2010	37	20	11
Raymond Felton	at Phoenix	Jan. 7, 2011	23	10	11
Carmelo Anthony	vs. Boston	Apr. 17, 2012	35	12	10

Triple-Double Totals

Walt Frazier	23
Micheal Ray Richardson	18
Richie Guerin	16
Mark Jackson	7
Jerry Lucas	5
Ray Williams	3
Walt Bellamy	2
Carmelo Anthony	1
Chris Childs	1
Dave DeBusschere	1
Patrick Ewing	1
Raymond Felton	1
Bernard King	1
David Lee	1
Kenny Sears	1
Latrell Sprewell	1
Total	**83**

Opponent Triple-Doubles

Since the 1954-55 season, there has been 102 triple-doubles recorded against the Knicks. Fifteen players have recorded more than one, including:

Oscar Robertson	21
Larry Bird	7
Bob Cousy	5
John Havlicek	5
Wilt Chamberlain	4
Magic Johnson	4
Jason Kidd	3
Guy Rodgers	3
Bill Russell	3
Larry Costello	2
Grant Hill	2
Lafayette Lever	2
Rajon Rondo	2
Maurice Stokes	2
Norm Van Lier	2

The last triple-double recorded against the Knicks came on Mar. 4, 2012, as Rajon Rondo recorded 18 points, 20 assists and 17 rebounds for Boston.

KNICKS SINGLE-GAME BESTS

HISTORY

Points

		FG	3P	FT	Pts
1.	Bernard King, vs. New Jersey, Dec. 25, 1984	19	0	22	60
2.	Richie Guerin, vs. Syracuse, Dec. 11, 1959	18	0	21	57
3.	Bernard King, vs. New Jersey, Feb. 16, 1985	19	0	17	55
4.	Allan Houston, at L.A. Lakers, Feb. 16, 2003	18	4	13	53
	Willis Reed, at Los Angeles, Nov. 1, 1967	21	0	11	53
6.	Jamal Crawford, vs. Miami, Jan. 26, 2007	20	8	4	52
7.	Bernard King, vs. Indiana, Nov. 24, 1984	19	0	14	52
8.	Patrick Ewing, vs. Boston, Mar. 24, 1990	20	0	11	51
	Richie Guerin, vs. Boston, Feb. 14, 1962	23	0	5	51
10.	Allan Houston, vs. Milwaukee, Mar. 16, 2003	13	6	18	50
	Patrick Ewing, vs. Charlotte, Dec. 1, 1990	22	0	6	50
	Bernard King, at Dallas, Feb. 1, 1984	20	0	10	50
	Bernard King, at San Antonio, Jan. 31, 1984	20	0	10	50
	Richie Guerin, at Philadelphia, Feb. 25, 1962	17	0	16	50

Rebounds

1.	Willis Reed, vs. Cincinnati, Feb. 2, 1971	33
	Harry Gallatin, at Fort Wayne, Mar. 15, 1953	33
3.	Harry Gallatin, vs. Philadelphia, Nov. 30, 1954*	31
4.	Willis Reed, vs. Baltimore, Nov. 12, 1970	30
	Harry Gallatin, vs. Fort Wayne, Nov. 16, 1954*	30
	Harry Gallatin, vs. Baltimore, Feb. 6, 1954	30

Assists

1.	Chris Duhon, vs. Golden State, Nov. 29, 2008	22
2.	Richie Guerin, vs. St. Louis, Dec. 12, 1958	21
3.	Stephon Marbury, at Indiana, Apr. 10, 2005*	19
	Mark Jackson, vs. Houston, Feb. 6, 1992	19
	Micheal Ray Richardson, vs. Cleveland, Mar. 21, 1981	19
	Richie Guerin, vs. St. Louis, Feb. 13, 1960	19

Steals

1.	Micheal Ray Richardson, at Chicago, Dec. 23, 1980	9
2.	Chris McNealy, vs. Washington, March 4, 1986	8
	Micheal Ray Richardson, vs. San Antonio, Jan. 6,1981	8
	Sergio Rodriguez, vs. Milwaukee, Feb. 22, 2010	8
4.	Done 28 times (last time: Raymond Felton, at L.A. Clippers, Nov. 20, 2010)	7

Blocked Shots

1.	Dikembe Mutombo, vs. New Jersey, Jan. 4, 2004	10
	Joe C. Meriweather, at Atlanta, Dec. 12, 1979	10
3.	Patrick Ewing, at Utah, Jan. 23, 1991	9
	Patrick Ewing, vs. Philadelphia, April 6, 1990	9
	Patrick Ewing, vs. Miami, Feb. 5, 1990	9

*Represents number of overtime periods

OPPONENT SINGLE-GAME BESTS

HISTORY

Points

		FG	3P	FT	Pts
1.	Wilt Chamberlain, vs. Philadelphia, at Hersey, PA, Mar. 2, 1962	36	0	28	100
2.	Wilt Chamberlain, vs. San Francisco, Nov. 16, 1962	29	0	15	73
3.	Elgin Baylor, vs. Los Angeles, Nov. 15, 1960	28	0	15	71
4.	Pete Maravich, at New Orleans, Feb. 25, 1977	26	0	16	68
5.	Wilt Chamberlain, at Philadelphia, Feb. 25, 1962	25	0	17	67
	Wilt Chamberlain, at Philadelphia, Mar. 9, 1961	27	0	13	67
7.	Jerry West, at Los Angeles, Jan. 17, 1962	22	0	19	63
8.	Wilt Chamberlain, vs. San Francisco, Jan. 29, 1963	27	0	8	62
9.	Kobe Bryant, vs. L.A. Lakers, Feb. 2, 2009	19	3	20	61
10.	Wilt Chamberlain, at San Francisco, Oct. 30, 1962	24	0	11	59
	Wilt Chamberlain, vs. Philadelphia, at Syracuse, NY, Feb. 8, 1962	23	0	13	59
	Wilt Chamberlain, vs. Philadelphia, Dec. 25, 1961**	23	0	13	59

Rebounds

1.	Wilt Chamberlain, at Philadelphia, Nov. 10, 1959	43
2.	Bill Russell, at Boston, Dec. 19, 1959	39
	Bill Russell, vs. Boston, at Providence, RI, Dec. 21, 1961	39
4.	Bill Russell, at Boston, Dec. 4, 1959	38
	Bill Russell, vs. Boston, Jan. 30, 1965	38

Assists

1.	John Stockton, vs. Utah, Dec. 19, 1989	27
2.	Rajon Rondo, at Boston, Oct. 29, 2010	24
	Guy Rodgers, at Chicago, Dec. 21, 1966	24
4.	Steve Nash, vs. Phoenix, Jan. 2, 2006	22
	Ennis Whatley, at Chicago, Jan. 14, 1984	22
	Oscar Robertson, at Cincinnati, Mar. 5, 1966*	22

Steals

1.	Michael Jordan, at Chicago, Dec. 7, 1990	8
	Michael Jordan, at Chicago, Apr. 8, 1988	8
	Michael Jordan, at Chicago, Mar. 6, 1987	8
	Alvin Robertson, vs. San Antonio, Dec. 22, 1986	8
	Lionel Hollins, at Portland, Jan. 10, 1978	8
	Foots Walker, vs. Cleveland, Oct. 25, 1977*	8
	Ron Lee, at Phoenix, Jan. 19, 1977	8
	Larry Steele, at Portland, Nov. 9, 1975	8
	Phil Chenier, at Capital, Nov. 25, 1973	8

Blocked Shots

1.	Larry Nance, at Cleveland, Jan. 7, 1989	11
2.	Emeka Okafor, vs. Charlotte, Jan. 12, 2007	10
3.	Done seven times (last: Alonzo Mourning, at Miami, Nov. 28, 2005	9

*Represents number of overtime periods

THE 40-POINT CLUB

There have been 132 40-plus point games in New York Knicks regular season history. The last time a Knicks player recorded at least 40 points in one game occurred on Apr. 15, 2012 vs. Miami by Carmelo Anthony with 42. Bernard King holds the franchise record for most 40-plus point games in a single season with 13 in 1984-85.

Player	Total	High Game
Patrick Ewing	30	51 vs. Boston, Mar. 24, 1990
Bernard King	23	60 vs. New Jersey, Dec. 25, 1984
Richie Guerin	13	57 vs. Syracuse, Dec. 11, 1959
Bob McAdoo	9	45 at Los Angeles, Jan. 23, 1979
Stephon Marbury	5	45 at L.A. Lakers, Mar. 29, 2005
Walt Frazier	5	44 at Los Angeles, Nov. 2, 1973
Jamal Crawford	4	52 vs. Miami, Jan. 26, 2007
Allan Houston	4	53 at L.A. Lakers, Feb. 16, 2003
Willie Naulls	4	49 vs. Detroit, Feb. 7, 1961
Willis Reed	4	53 at Los Angeles, Nov. 1, 1967
Nate Robinson	3	45 vs. Portland *, Mar. 8, 2008
Latrell Sprewell	3	49 vs. Boston, Dec. 12, 2001
Amar'e Stoudemire	3	41 Done three times
Carmelo Anthony	2	43 vs. Chicago*, Apr. 8, 2012
Dick Barnett	2	41 vs. San Francisco, Nov. 23, 1965

Player	Total	High Game
Walt Bellamy	2	44 vs. Los Angeles, Jan. 8, 1966
Carl Braun	2	47 at Providence, Dec. 6, 1947
Al Harrington	2	42 vs. Philadelphia, Oct. 31. 2009
Cazzie Russell	2	42 at Detroit, Jan. 21, 1968
Gerald Wilkins	2	43 at New Jersey, Feb. 21, 1987
Eddy Curry	1	43 at Milwaukee, Apr. 7, 2007
Dave DeBusschere	1	41 at Buffalo, Dec. 7, 1973
Spencer Haywood	1	46 at New Orleans, Oct. 26, 1978
Toby Knight	1	43 at Chicago, Dec. 15, 1978
Bill McGill	1	41 vs. Los Angeles, Nov. 26, 1963
Kenny Sears	1	41 at Detroit, Nov. 7, 1958
Lonnie Shelton	1	41 at Milwaukee, Dec. 16, 1977
Ray Williams	1	42 vs. Washington, Dec. 9, 1980

TOP INDIVIDUAL PERFORMANCES OFF THE BENCH

Knicks

Pts	Min	Player	Opponent	Date
42	36	Al Harrington	vs. Philadelphia*	Oct. 31, 2009
41	38	Nate Robinson	vs. Atlanta*	Jan. 1, 2010
41	38	Al Harrington	at Denver	Nov. 27, 2009
41	36	Nate Robinson	vs. Indiana	Feb. 23, 2009
41	42	Bob McAdoo	vs. Atlanta	Dec. 17, 1978

Reb	Min	Player	Opponent	Date
25	48	Walt Bellamy	vs. Chicago**	Nov. 21, 1967
25	38	Willis Reed	vs. L.A. Lakers	Nov. 29, 1966
19		Done five times		

Ast	Min	Player	Opponent	Date
15	26	Rory Sparrow	vs. Boston	Mar. 5, 1985
15	25	Darrell Walker	at San Antonio	Jan. 31, 1984
15	30	Ray Williams	vs. Detroit	Jan. 16, 1979
14	31	Glenn Rivers	vs. Utah	Mar. 4, 1993
14	27	Rory Sparrow	at Houston	Jan. 23, 1987

Opponents

Pts	Min	Player	Opponent	Date
42	41	Jerry West	vs. L.A. Lakers	Oct. 18, 1969
39	43	Wayman Tisdale	at Indiana*	Nov. 11, 1988
38	40	Glenn Robinson	at Milwaukee**	Jan. 26, 2002
38	31	Dennis Scott	vs. Orlando	Apr. 23, 1995
38	21	Quintin Dailey	vs. Chicago	Jan. 28, 1986

Reb	Min	Player	Opponent	Date
24	38	Paul Silas	at Boston	Mar. 28, 1976
23	39	Jamie Feick	at New Jersey	Dec. 4, 1999
22	31	Toby Kimball	vs. San Diego	Jan. 24, 1970
21		Done three times		

Ast	Min	Player	Opponent	Date
16	28	Kevin Porter	at Washington	Mar. 16, 1980
16	42	Lenny Wilkens	at Seattle	Dec. 11, 1969
14	30	John Stockton	at Utah	Dec. 5, 1986
13	41	Nate Archibald	at Boston*	Oct. 23, 1980
12		Done three times		

KNICKS ALL-TIME INDIVIDUAL HIGHS

HISTORY

Points, Game	60	Bernard King	vs. New Jersey	Dec. 25, 1984
Points, First Half	40	Bernard King	vs. New Jersey	Dec. 25, 1984
Points, Second Half	38	Patrick Ewing	vs. Boston	Mar. 7, 1995
Points, Quarter	24	Allan Houston	vs. Milwaukee (4th)	Jan. 12, 2002
		Willis Reed	at L.A. Lakers (2nd)	Nov. 1, 1967
Minutes	62	Jim Baechtold	at Philadelphia***	Feb. 25, 1955
	58	Walt Frazier	at Philadelphia**	Jan. 22, 1969
Minutes, No Field Goals Attempted	31	Clarence Weatherspoon	at Denver	Apr. 2, 2003
Minutes, No Fouls	54	Eddy Curry	vs. Detroit***	Dec. 27, 2006
Field Goals Made	23	Richie Guerin	vs. Boston	Feb. 14, 1962
		Willie Naulls	vs. Detroit	Feb. 7, 1961
Field Goals Attempted	37	Patrick Ewing	at San Antonio*	Mar. 26, 1991
	36	Done six times		
		Last: Latrell Sprewell	at Milwaukee**	Jan. 26, 2002
Field Goals Made, No Misses	11	Johnny Newman	at Boston	Jan. 6, 1988
		Bernard King	vs. Chicago	Jan. 19, 1984
Field Goals Missed, None Made	15	Charlie Tyra	at Philadelphia	Nov. 7, 1957
3-Point Field Goals Made	9	Toney Douglas	vs. Memphis	Mar. 17, 2011
		Latrell Sprewell	vs. L.A. Clippers	Feb. 4, 2003
		Latrell Sprewell	at Milwaukee**	Jan. 26, 2002
		John Starks	vs. Milwaukee*	Jan. 29, 1998
3-Point Field Goals Made, Half	7	J.R. Smith	vs. Boston (1st)	Apr. 17, 2012
		J.R. Smith	vs. Portland (2nd)	Mar. 14, 2012
		Shawne Williams	at Utah (2nd)	Jan. 12, 2011
		John Starks	vs. Miami (1st)	Nov. 22, 1993
3-Point Field Goals Made, Quarter	6	Quentin Richardson	vs. Washington (1st)	Nov. 22, 2008
		John Starks	vs. Milwaukee (2nd)	Jan. 29, 1998
3-Point Field Goals Attempted	16	Danilo Gallinari	vs. Philadelphia*	Oct. 31, 2009
		Jamal Crawford	vs. Toronto	Feb. 22, 2008
		John Starks	at Toronto	Apr. 6, 1996
3-Point Field Goals Made, No Misses	9	Latrell Sprewell	vs. L.A. Clippers	Feb. 4, 2003
3-Point Field Goals Missed, None Made	9	Charlie Ward	at Boston	Nov. 24, 2003
		John Starks	vs. Sacramento	Feb. 23, 1995
3-Point Field Goals Attempted, No 2-Ptrs	12	Steve Novak	at Cleveland	Apr. 20, 2012
Free Throws Made, Game	22	Bernard King	vs. New Jersey	Dec. 25, 1984
		Richie Guerin	at Boston	Feb. 11, 1961
Free Throws Made, Quarter	13	Kenny Sears	at Boston	Nov. 3, 1956
Free Throws Made, Half	16	Kenny Sears	at Boston	Nov. 3, 1956
Free Throws Attempted	26	Bernard King	vs. New Jersey	Dec. 25, 1984
		Richie Guerin	vs. Syracuse	Dec. 11, 1959
		Carl Braun	vs. Washington	Feb. 22, 1950
Free Throws Made, No Misses	19	Bill Cartwright	vs. Kansas City	Nov. 17, 1981
Free Throws Missed, None Made	6	Landry Fields	at Orlando	Apr. 5, 2012
Offensive Rebounds	14	Charles Oakley	vs. Boston*	Jan. 3, 1989
	12	Pat Cummings	at Utah	Dec. 5, 1986
Defensive Rebounds	22	Patrick Ewing	vs. Miami	Dec. 19, 1992
Total Rebounds	33	Willis Reed	vs. Cincinnati	Feb. 2, 1971
		Harry Gallatin	at Fort Wayne	Mar. 15, 1953
Assists	22	Chris Duhon	vs. Golden State	Nov. 29, 2008
Assists, No Turnovers	14	Raymond Felton	at Portland	Jan. 11, 2011
		Mark Jackson	at Milwaukee	Dec. 4, 2001
		Doc Rivers	vs. Utah	Mar. 4, 1993
		Mark Jackson	vs. Chicago	Apr. 19, 1988
		Jim Cleamons	vs. Golden State	Jan. 29, 1979
Steals	9	Micheal Ray Richardson	at Chicago	Dec. 23, 1980
Turnovers	11	Amar'e Stoudemire	at Washington	Dec. 10, 2010
		Micheal Ray Richardson	at Milwaukee	Nov. 13, 1981
Blocked Shots	10	Dikembe Mutombo	vs. New Jersey	Jan. 4, 2004
		Joe C. Meriweather	at Atlanta	Dec. 12, 1979
Quickest Disqualifications (minutes)	6	Len Elmore	at Kansas City	Feb. 14, 1984
		Nat Clifton	Minneapolis at Moorhead, MN	Mar. 12, 1956

*Represents number of overtime periods

OPPONENTS ALL-TIME INDIVIDUAL HIGHS

HISTORY

Points, Game	100	Wilt Chamberlain	vs. Philadelphia at Hershey	Mar. 2, 1962
Points, Half	59	Wilt Chamberlain	vs. Philadelphia at Hers. (2nd)	Mar. 2, 1962
Points, Quarter	31	Wilt Chamberlain	vs. Philadelphia at Hers. 4th	Mar. 2, 1962
Minutes	63	Don Henriksen	vs. Baltimore at Boston***	Mar. 11, 1953
Field Goals Made, Game	36	Wilt Chamberlain	vs. Philadelphia at Hers.	Mar. 2, 1962
Field Goals Made, Half	22	Wilt Chamberlain	vs. Philadelphia at Hers. 2nd	Mar. 2, 1962
Field Goals Made, Quarter	12	Wilt Chamberlain	vs. Philadelphia at Hers. 4th	Mar. 2, 1962
		Cliff Hagan	vs. St. Louis 4th	Feb. 4, 1958
Field Goals Attempted, Game	63	Wilt Chamberlain	vs. Philadelphia at Hers.	Mar. 2, 1962
Field Goals Attempted, Half	37	Wilt Chamberlain	vs. Philadelphia at Hers. 2nd	Mar. 2, 1962
Field Goals Attempted, Quarter	21	Wilt Chamberlain	vs. Philadelphia at Hers. 4th	Mar. 2, 1962
Field Goals Made, No Misses	12	Walt Bellamy	at Baltimore	Jan. 23, 1964
Field Goals Missed, No Makes	15	Howie Dallmar	at Philadelphia	Nov. 27, 1947
3-Point Field Goals Made, All-Time	111	Ray Allen (1997-2012)		
3-Point Field Goals Made	8	Deron Williams	vs. New Jersey	Feb. 20, 2012
		Vladimir Radmanovic	vs. Seattle	Jan. 8, 2006
		Ray Allen	vs. Milwaukee	Jan. 12, 2002
3-Point Field Goals Attempted, All-Time	314	Reggie Miller (1987-2005)		
3-Point Field Goals Attempted	17	Antoine Walker	vs. Boston*	Dec. 11, 2001
	14	Done 5 times		
3-Point Field Goals Made, No Misses	7	Sasha Danilovic	vs. Miami	Dec. 3, 1996
3-Point Field Goals Missed, No Makes	9	Ray Allen	vs. Boston	Jan. 4, 2009
		Dana Barros	at Boston	Jan. 12, 1996
Free Throws Made, Game	28	Wilt Chamberlain	vs. Philadelphia at Hers.	Mar. 2, 1962
Free Throws Made, Half	18	Michael Jordan	at Chicago (2nd)	Jan. 21, 1990
Free Throws Made, Quarter	14	Rick Barry	vs. San Francisco (3rd)	Dec. 6, 1966
Free Throws Attempted, Game	32	Wilt Chamberlain	vs. Philadelphia at Hers.	Mar. 2, 1962
Free Throws Attempted, Half	18	Michael Jordan	at Chicago (2nd)	Jan. 21, 1990
		Wilt Chamberlain	vs. Philadelphia at Hers. (2nd)	Mar. 2, 1962
		Rick Barry	vs. San Francisco (2nd)	Dec. 6, 1966
Free Throws Attempted, Quarter	15	Rick Barry	vs. San Francisco (3rd)	Dec. 6, 1966
Free Throws Made, No Misses	20	Kobe Bryant	vs. L.A. Lakers	Feb. 2, 2009
Free Throws Missed, No Makes	7	Tim Duncan	vs. San Antonio	Jan. 15, 2001
		Frank Selvy	at L.A. Lakers	Jan. 19, 1962
Offensive Rebounds, All-Time	322	Moses Malone (1976-94)		
Offensive Rebounds, Game	16	Charles Barkley	at Philadelphia	Mar. 4, 1987
Defensive Rebounds, All-Time	656	Robert Parish (1976-97)		
Defensive Rebounds, Game	25	Robert Parish	at Golden State	Mar. 30, 1979
Total Rebounds	43	Wilt Chamberlain	at Philadelphia	Nov. 10, 1959
Assists	27	John Stockton	vs. Utah	Dec. 19, 1989
Steals, All-Time	154	Maurice Cheeks (1978-93)		
Steals, Game	8	Done nine times		
		Last: Michael Jordan	at Chicago	Dec. 7, 1990
Turnovers, All-Time	250	Isiah Thomas (1981-94)		
Turnovers, Game	14	Jason Kidd	at Phoenix	Nov. 17, 2000
Blocked Shots, All-Time	159	Tree Rollins (1977-95)		
Blocked Shots, Game	11	Larry Nance	at Cleveland	Jan. 7, 1989
Quickest Disqualification	6	Bill Bridges	vs. St. Louis	Oct. 29, 1963

*Represents number of overtime periods

ALL-TIME INDIVIDUAL HIGHS AT PRESENT MSG

HISTORY

First game played on Feb. 14, 1968

New York Knicks				
Points	60	Bernard King	vs. New Jersey	Dec. 25, 1984
Minutes	55	Stephon Marbury	vs. Phoenix***	Jan. 2, 2006
Field Goals Made	22	Patrick Ewing	vs. Charlotte	Dec. 1, 1990
Field Goals Attempted	35	Patrick Ewing	vs. Orlando*	Mar. 8, 1993
		Patrick Ewing	vs. Phoenix*	Jan. 5, 1992
	34	Stephon Marbury	vs. Cleveland	Feb. 22, 2004
3-Point Field Goals Made	9	Toney Douglas	vs. Memphis	Mar. 17, 2011
		Latrell Sprewell	vs. L.A. Clippers	Feb. 4, 2003
		John Starks	vs. Milwaukee*	Jan. 29, 1998
3-Point Field Goals Attempted	16	Danilo Gallinari	vs. Philadelphia*	Oct. 31, 2009
		Jamal Crawford	vs. Toronto	Feb, 22, 2008
Free Throws Made	22	Bernard King	vs. New Jersey	Dec. 25, 1984
Free Throws Attempted	26	Bernard King	vs. New Jersey	Dec. 25, 1984
Free Throws Made, No Misses	19	Bill Cartwright	vs. Kansas City	Nov. 17, 1981
Offensive Rebounds	14	Charles Oakley	vs. Boston*	Jan. 3, 1989
	11	Done four times		
Defensive Rebounds	22	Patrick Ewing	vs. Miami	Dec. 19, 1992
Rebounds	33	Willis Reed	vs. Cincinnati	Feb. 2, 1971
Assists	22	Chris Duhon	vs. Golden State	Nov. 29, 2008
Steals	8	Sergio Rodriguez	vs. Milwaukee	Feb. 22, 2010
		Chris McNealy	vs. Washington	Mar. 4, 1986
		Micheal Ray Richardson	vs. San Antonio	Jan. 6, 1981
Turnovers	10	Micheal Ray Richardson	vs. Indiana*	Dec. 11, 1979
		Ray Williams	vs. Milwaukee	Dec. 3, 1977
Blocked Shots	10	Dikembe Mutombo	vs. New Jersey	Jan. 4, 2004
Opponents				
Points	61	Kobe Bryant	vs. L.A. Lakers	Feb. 2, 2009
Minutes	60	Shawn Marion	vs. Phoenix***	Jan. 2, 2006
Field Goals Made	21	Michael Jordan	vs. Chicago	Mar. 28, 1995
Field Goals Attempted	40	Elvin Hayes	vs. San Diego*	Jan. 19, 1971
	38	Bernard King	vs. Washington**	Feb. 26, 1991
	37	Richard Hamilton	vs. Detroit***	Dec. 27, 2007
		Michael Jordan	vs. Chicago	Mar. 28, 1995
3-Point Field Goals Made	8	Deron Williams	vs. New Jersey	Feb. 20, 2012
		Vladimir Radmanovic	vs. Seattle	Jan. 8, 2006
		Ray Allen	vs. Milwaukee	Jan. 12, 2002
3-Point Field Goals Attempted	17	Antoine Walker	vs. Boston*	Dec. 11, 2001
	14	Deron Williams	vs. New Jersey	Feb. 20, 2012
		Quentin Richardson	vs. Phoenix	Jan. 25, 2005
		Nick Anderson	vs. Orlando	Feb. 1, 1996
Free Throws Made	23	Kobe Bryant	vs. L.A. Lakers	Jan. 31, 2006
Free Throws Attempted	26	Kobe Bryant	vs. L.A. Lakers	Jan. 31, 2006
Free Throws Made, No Misses	20	Kobe Bryant	vs. L.A. Lakers	Feb. 2, 2009
Offensive Rebounds	15	Hakeem Olajuwon	vs. Houston	Feb. 14, 1985
Defensive Rebounds	20	Swen Nater	vs. Buffalo	Feb. 18, 1978
		Dave Cowens	vs. Boston	Mar. 2, 1974
Rebounds	35	Elvin Hayes	vs. San Diego*	Jan. 19, 1971
	32	Gus Johnson	vs. Baltimore	Dec. 27, 1970
Assists	27	John Stockton	vs. Utah	Dec. 19, 1989
Steals	8	Alvin Robertson	vs. San Antonio	Dec. 22, 1986
		Foots Walker	vs. Cleveland*	Oct. 25, 1977
Turnovers	10	Isiah Thomas	vs. Detroit	Dec. 28, 1983
		Larry Bird	vs. Boston	Nov. 17, 1979
Blocked Shots	10	Emeka Okafor	vs. Charlotte	Jan. 12, 2007

*Represents number of overtime periods
First game played on Feb. 14, 1968

ROOKIE RECORDS

HISTORY

Minutes, Season	3,249	Mark Jackson	1987-88
Field Goals Made, Season	665	Bill Cartwright	1979-80
Field Goals Attempted, Season	1,457	Willis Reed	1964-65
Field Goal Percentage, Season	.547	Bill Cartwright	1979-80
3-Point Field Goals Made, Season	86	Landry Fields	2010-11
3-Point Field Goals Made, Game	6	Toney Douglas	vs. Houston, Mar. 21, 2010
		Nate Robinson	at Cleveland, Apr. 13, 2006
3-Point Field Goals Attempted, Season	219	Landry Fields	2010-11
3-Point Field Goals Attempted, Game	10	Iman Shumpert	vs. Orlando, Mar. 28, 2012
		Toney Douglas	at Indiana, Apr. 7, 2010
		Toney Douglas	vs. Houston, Mar. 21, 2010
Free Throws Made, Season	451	Bill Cartwright	1979-80
Free Throws Attempted, Season	566	Bill Cartwright	1979-80
Free Throw Percentage	.849	Henry Bibby	1972-73
Offensive Rebounds, Season	220	Lonnie Shelton	1976-77
Offensive Rebounds, Game	9	Lonnie Shelton	vs. Seattle, Dec. 4, 1976
Defensive Rebounds, Season	532	Bill Cartwright	1979-80
Defensive Rebounds, Game	16	Patrick Ewing	vs. New Jersey, Dec. 12, 1985
Total Rebounds, Season	1,175	Willis Reed	1964-65
Total rebounds, Game	25	Johnny Green	vs. Philadelphia, Feb. 21, 1960
Assists, Season	868	Mark Jackson	1987-88
Assists, Game	18	Mark Jackson	vs. Chicago Apr. 8, 1988
		Mark Jackson	at Chicago*, Jan. 30, 1988
Personal Fouls, Season	363	Lonnie Shelton	1976-77
Steals, Season	205	Mark Jackson	1987-88
Steals, Game	8	Chris McNealy	vs. Washington, Mar. 4, 1986
Turnovers, Season	258	Mark Jackson	1987-88
Turnovers, Game	10	Ray Williams	vs. Milwaukee, Dec. 3, 1977
Blocked Shots, Season	103	Patrick Ewing	1985-86
Blocked Shots, Game	7	Lonnie Shelton	at Portland, Nov. 7, 1976
Points, Season	1,781	Bill Cartwright	1979-80
Points, Game	47	Carl Braun	at Providence, Dec. 6, 1947
Average Points, Season	21.7	Bill Cartwright	1979-80

YOUNGEST/OLDEST PLAYERS

In 2004 and 2005, Trevor Ariza and Jackie Butler surpassed Carl Braun as the youngest man to have ever worn the blue and orange. Braun signed a baseball contract after his sophomore year at Colgate and forfeited his amateur status across the board in all sports. The Knicks signed him in the summer of '47, two years before his class graduated and he made his pro basketball debut on Nov. 13, 1947 against Washington.

The oldest player to appear in a game for the Knicks was current assistant coach Herb Williams, who was 41 years, four months and nine days when he made his final appearance in Game 5 of the 1999 NBA Finals against San Antonio on Jun. 25, 1999 to register one minute played. His last regular season appearance was on May 2, 1999 at Indiana at 41 years, two months and 16 days old.

Youngest Players

Player	Birth Date	First Game	Age
Trevor Ariza	Jun. 30, 1985	Nov. 3, 2004	19 years 4 months 4 days
Jackie Butler	Mar. 10, 1985	Mar. 21, 2005	20 years 11 days
Carl Braun	Sep. 25, 1927	Nov. 13, 1947	20 years 1 month 19 days
Danilo Gallinari	Aug. 8, 1988	Oct. 29, 2008	20 years 2 months 21 days
Wilson Chandler	May 10, 1987	Nov. 13, 2007	20 years 6 months 3 days

Oldest Players

Player	Birth Date	Last Game	Age
Herb Williams	Feb. 16, 1958	May 2, 1999	41 years 2 months 16 days
Buck Williams	Mar. 8, 1960	Apr. 18, 1998	38 years 1 month 10 days
Dikembe Mutombo	Jun. 25, 1966	Apr. 14, 2004	37 years 9 months 20 days
Patrick Ewing	Aug. 5, 1962	Apr. 19, 2000	37 years 8 months 14 days
Antonio Davis	Oct. 31, 1968	Jan. 31, 2006	37 years 3 months

FOUR-POINT PLAYS
HISTORY

Knicks

Name	Opponent	Date	Fouled By
1. John Starks	at Golden State	Jan. 24, 1992	Tim Hardaway
2. John Starks	at Boston	Apr. 8, 1992	Reggie Lewis
3. John Starks	at Milwaukee	Apr. 18, 1992	Larry Krystkowiak
4. Hubert Davis	at Boston	Nov. 5, 1993	Rick Fox
5. John Starks	at Utah	Nov. 14, 1994	Felton Spencer
6. John Starks	vs. Indiana	Jan. 10, 1995	Mark Jackson
7. Hubert Davis	vs. Philadelphia	Feb. 26, 1995	Willie Burton
8. John Starks	at Milwaukee	Nov. 4, 1995	Todd Day
9. Hubert Davis	at Toronto	Mar. 6, 1996	Doug Christie
10. John Starks	at Minnesota	Mar. 13, 1996	Isaiah Rider
11. John Starks	at Miami	Dec. 6, 1996	Isaac Austin
12. John Starks	vs. Charlotte	Feb. 2, 1997	Glen Rice
13. John Starks	at Houston	Nov. 18, 1997	Rodrick Rhodes
14. Allan Houston	at Boston	Feb. 26, 1999	Paul Pierce
15. Allan Houston	at Milwaukee	Dec. 4, 2001	Glenn Robinson
16. Latrell Sprewell	at Sacramento	Apr. 7, 2002	Doug Christie
17. Tim Thomas	at San Antonio	Nov. 16, 2004	Brent Barry
18. Jamal Crawford	vs. Utah	Dec. 19, 2004	Raja Bell
19. Jamal Crawford	at Detroit	Feb. 22, 2005	Horace Jenkins
20. Jamal Crawford	vs. New Jersey	Apr. 1, 2005	Vince Carter
21. Stephon Marbury	vs. Atlanta*	Apr. 17, 2005	Tyronn Lue
22. Nate Robinson	vs. Seattle	Jan. 8, 2006	Ray Allen
23. Jamal Crawford	at Houston	Feb. 12, 2006	David Wesley
24. Steve Francis	vs. Boston	Nov. 18, 2006	Tony Allen
25. Jamal Crawford	vs. Houston	Nov. 20, 2006	Luther Head
26. Jamal Crawford	vs. Miami	Jan. 26, 2007	Dwyane Wade
27. Jamal Crawford	at Philadelphia	Feb. 21, 2007	Andre Miller
28. Stephon Marbury	vs. Utah	Nov. 26, 2007	Deron Williams
29. Jamal Crawford	vs. Atlanta	Apr. 11, 2008	Al Horford
30. Jamal Crawford	vs. Utah	Nov. 9, 2008	Ronnie Brewer
31. Jamal Crawford	at Memphis	Nov. 12, 2008	O.J. Mayo
32. Tim Thomas	vs. Cleveland	Nov. 25, 2008	J.J. Hickson
33. Wilson Chandler	at New Jersey	Dec. 10, 2008	Sean Williams
34. Tim Thomas	at Phoenix	Dec. 15, 2008	Shaquille O'Neal
35. Nate Robinson	vs. Boston	Feb. 6, 2009	Ray Allen
36. Chris Duhon	at Golden State	Feb. 10, 2009	Kelenna Azubuike
37. Nate Robinson	vs. Indiana	Feb. 23, 2009	Stephen Graham
38. Al Harrington	vs. Indiana	Nov. 4, 2009	T.J. Ford
39. Larry Hughes	at New Orleans	Dec. 11, 2010	Darren Collison
40. Raymond Felton	vs. Golden State	Nov. 10, 2010	Stephen Curry
41. Shawne Williams	at Utah	Jan. 12, 2011	Deron Williams
42. Chauncey Billups	vs. Boston	Mar. 21, 2011	Rajon Rondo
43. Toney Douglas	vs. Toronto	Jan. 2, 2012	Jose Calderon
44. Steve Novak	vs. Sacramento	Feb. 15, 2012	Travis Outlaw
45. Steve Novak	vs. Boston	Apr. 17, 2012	Avery Bradley

Dave Saffran, MSG Photos

Opponents

Name	Opponent	Date	Fouled By
1. Freeman Williams	at San Diego	Jan. 22, 1981	Micheal Ray Richardson
2. Kevin Grevey	at Washington	Mar. 21, 1982	Micheal Ray Richardson
3. Reggie Miller	vs. Indiana	Feb. 3, 1990	Patrick Ewing
4. Jeff Hornacek	vs. Philadelphia	Jan. 26, 1993	Greg Anthony
5. Joe Dumars	at Detroit	Feb. 26, 1993	Greg Anthony
6. Tony Harris	vs. Boston	Mar. 19, 1994	Rolando Blackman
7. Jeff Hornacek	at Utah	Mar. 1, 1996	Hubert Davis
8. Joe Smith	vs. Golden State	Mar. 3, 1996	Charlie Ward
9. Brian Shaw	at Orlando	Mar. 30, 1997	Charlie Ward
10. Allen Iverson	vs. Philadelphia	Apr. 13, 1999	Chris Childs
11. Matt Bullard	at Houston	Dec. 14, 1999	Larry Johnson
12. Chris Whitney	vs. Washington	Jan. 7, 2001	Erick Strickland
13. Dirk Nowitzki	vs. Dallas	Jan. 3, 2002	Kurt Thomas
14. Ray Allen	vs. Milwaukee	Jan. 12, 2002	Allan Houston
15. Shane Battier	vs. Memphis	Mar. 11, 2003	Charlie Ward
16. Reggie Miller	vs. Indiana	Nov. 15, 2003	Allan Houston
17. Mike James	vs. Toronto	Mar. 21, 2006	Steve Francis
18. Daniel Gibson	at Cleveland	Nov. 2, 2007	Stephon Marbury
19. Arron Affalo	vs. Detroit	Dec. 7, 2008	Quentin Richardson
20. Carlos Delfino	vs. Milwaukee	Feb. 5, 2010	Al Harrington
21. Jamal Crawford	vs. Atlanta	Mar. 8, 2010	Toney Douglas
22. Jamal Crawford	at Atlanta	Mar. 6, 2011	Amar'e Stoudemire
23. Sasha Pavlovic	at Boston	Apr. 13, 2011	Bill Walker
24. Kobe Bryant	at L.A. Lakers	Dec. 29, 2011	Renaldo Balkman
25. Dirk Nowitzki	vs. Dallas	Feb. 19, 2012	Amar'e Stoudemire
26. MarShon Brooks	vs. New Jersey	Feb. 20, 2012	Carmelo Anthony
27. Deron Williams	vs. New Jersey	Feb. 20, 2012	Jeremy Lin
28. Andre Iguodala	vs. Philadelphia	Mar. 11, 2012	Carmelo Anthony
29. Mike Dunleavy	vs. Milwaukee	Mar. 26, 2012	Carmelo Anthony
30. Derrick Rose	vs. Chicago	Apr. 8, 2012	Iman Shumpert

Dave Saffran, MSG Photos

HIGHEST/LOWEST SCORING GAMES
HISTORY

Knicks Highest Scoring Games

Pts.	Opponent	W/L	NYK-Opp	Date
152	vs. Syracuse	W	152-121	Dec. 11, 1959
151	vs. Detroit	W	151-145***	Dec. 27, 2006
151	at Philadelphia	W	151-106	Feb. 13, 1970
150	at Milwaukee	L	150-152***	Dec. 16, 1977
150	vs. Baltimore	W	150-127	Dec. 11, 1965
149	vs. Detroit	W	149-118	Nov. 11, 1980
149	at Philadelphia	W	149-135	Feb. 25, 1962
148	vs. Baltimore	W	148-117	Dec. 5, 1967
147	vs. Cincinnati	W	147-122	Jan. 1, 1966
147	Philadelphia	L	147-169	Mar. 2, 1962

Opponents Highest Scoring Games

Pts.	Opponent	W/L	NYK-Opp	Date
169	Philadelphia	L	147-169	Mar. 2, 1962
162	at Syracuse	L	100-162	Dec. 25, 1960
155	at St. Louis	L	129-155	Jan. 24, 1960
152	at Milwaukee	L	150-152***	Dec. 16, 1977
152	at L.A. Lakers	L	123-152	Jan. 15, 1966
149	at Cincinnati	L	145-149*	Mar. 5, 1966
149	at Boston	L	116-149	Oct. 20, 1962
148	Done four times			

Knicks Lowest Scoring Games (Since 1954-55 season)

Pts.	Opponent	W/L	NYK-Opp	Date
58	vs. Utah	L	58-89	Dec. 15, 2000
59	at Boston	L	59-104	Nov. 29, 2007
61	at Detroit	L	61-91	Jan. 29, 2005
61	at Detroit	L	61-72	Apr. 12, 1992
63	at Chicago	L	63-76	Mar. 12, 1999
64	at Seattle	L	64-84	Feb. 21, 1997
64	Milwaukee	L	64-89	Dec. 31, 1954

Opponents Lowest Scoring Games (Since 1954-55 season)

Pts.	Opponent	W/L	NYK-Opp	Date
62	at Utah	W	73-62	Nov. 14, 2005
63	vs. Chicago	W	79-63	Feb. 21, 1999
64	at Miami	W	76-64	Feb. 7, 2004
64	vs. Cleveland	W	82-64	Nov. 7, 2001
64	vs. Indiana	W	82-64	Dec. 10, 1985
65	Done six times			

HIGHEST/LOWEST COMBINED SCORING GAMES

Highest Combined Score

Pts.	Opponent	W/L	NYK-Opp	Date
316	Philadelphia	L	147-169	Mar. 2, 1962
302	at Milwaukee	L	150-152***	Dec. 16, 1977
296	vs. Detroit	W	151-145***	Dec. 27, 2006
294	at Cincinnati	L	145-149*	Mar. 5, 1966
291	vs. Chicago	L	143-148**	Mar. 24, 1979
290	vs. Philadelphia	L	142-148*	Jan. 3, 1967
287	vs. St. Louis	L	142-145**	Dec. 12, 1967
284	at Denver	W	143-141*	Jan. 22, 1978
284	at Philadelphia	W	149-135	Feb. 25, 1962
284	at St. Louis	L	129-155	Jan. 24, 1960

Lowest Combined Score (Since 1954-55)

Pts.	Opponent	W/L	NYK-Opp	Date
133	at Detroit	L	61-72	Apr. 12, 1992
135	at Utah	W	73-62	Nov. 14, 2005
137	vs. Miami	W	72-65	Jan. 20, 2003
138	at Toronto	L	68-70	Dec. 14, 2000
139	at Philadelphia	L	67-72	Apr. 19, 1999
139	at Chicago	L	63-76	Mar. 12, 1999
140	at Miami	W	76-64	Feb. 7, 2004
140	at Cleveland	W	75-65	Jan. 29, 1997
142	at Chicago	W	79-63	Feb. 11, 1999

SCORING MARGINS

All-Time Biggest Wins

Pts.	Opponent	NYK-Opp	Date
48	vs. Philadelphia	130-82	Apr. 21, 1994
48	at Philadelphia	139-91	Nov. 29, 1972
48	at Detroit	135-87	Dec. 20, 1968
46	vs. Toronto	125-79	Apr. 15, 1996
45	at Philadelphia	151-106	Feb. 13, 1970

All-Time Biggest Home Wins

Pts.	Opponent	NYK-Opp	Date
48	vs. Philadelphia	130-82	Apr. 21, 1994
46	vs. Toronto	125-79	Apr. 15, 1996
43	vs. Indiana	132-89	Jan. 3, 2010
42	vs. Portland	121-79	Mar. 14, 2012
42	vs. Philadelphia	123-81	Mar. 9, 1958

All-Time Biggest Road Wins

Pts.	Opponent	NYK-Opp	Date
48	at Philadelphia	139-91	Nov. 29, 1972
48	at Detroit	135-87	Dec. 20, 1968
45	at Philadelphia	151-106	Feb. 13, 1970
43	at Cincinnati	135-92	Feb. 6, 1970
40	at Milwaukee	125-85	Apr. 22, 1994

All-Time Worst Losses

Diff.	Opponent	NYK-Opp	Date
62	at Syracuse	100-162	Dec. 25, 1960
50	vs. Dallas	128-78	Jan. 24, 2010
47	at Portland	86-133	Mar. 18, 1972
45	at Boston	59-104	Nov. 29, 2007
45	at Indiana	86-131	Feb. 20, 1980

All-Time Worst Home Losses

Pts.	Opponent	NYK-Opp	Date
50	vs. Dallas	128-78	Jan. 24, 2010
43	vs. Charlotte	68-111	Jan. 21, 2002
39	vs. Milwaukee	93-132	Apr. 10, 1987
34	vs. Boston	73-107	Nov. 6, 2004
33	vs. L.A. Lakers	97-130	Jan. 31, 2006

All-Time Worst Road Losses

Pts.	Opponent	NYK-Opp	Date
62	at Syracuse	100-162	Dec. 25, 1960
47	at Portland	86-133	Mar. 18, 1972
45	at Boston	59-104	Nov. 29, 2007
45	at Indiana	86-131	Feb. 20, 1980
44	at Syracuse	70-114	Jan. 31, 1954

KNICKS TEAM HIGHS AND LOWS

HISTORY

	Highs		Lows	
Total Points	152 .... vs. Syracuse	Dec. 11, 1959	58.....vs. Utah	Dec. 15, 2000
Field Goals Made	63 ..... at Milwaukee**	Dec. 16, 1977	19.....at Chicago	Mar. 12, 1999
Field Goals Att.	140 .... at Milwaukee**	Dec. 16, 1977	56.....at Miami	Dec. 13, 2002
Field Goal %	.685 ... vs. Washington	Mar. 4, 1986	.235...vs. Milwaukee at Providence	Dec. 31, 1954
3-Pt. Field Goals Made	20 ..... vs. Memphis	Mar. 17, 2011	0	Done many times
3-Pt. Field Goals Att.	47 ..... at Chicago	Dec. 17, 2009	0	Done many times
Free Throws Made	50 ..... at Boston	Jan. 9, 1958	2.....vs. Chicago	Jan. 25, 1977
Free Throws Att.	66 ..... vs. Cincinnati	Dec. 3, 1957	4	Done 3 times
Free Throw %	1.000 .	Done many times	.333...vs. Chicago	Jan. 25, 1977
Offensive Rebounds	29	Done 2 times	1.....vs. Boston	Mar. 4, 1978
Defense Rebounds	52 ..... vs. Charlotte	Mar. 7, 1992	13	Done 2 times
Total Rebounds	102	Done 2 times	20.....at Fort Wayne	Feb. 14, 1955
Assists, Game	45 ..... vs. Cleveland	Nov. 24, 1979	3.....at Boston	Mar. 28, 1976
Assists, Quarter	15 ..... vs. Buffalo (2nd)	Feb. 24, 1973		
Assists, Half	25 ..... vs. Cleveland (2nd)	Nov. 24, 1979		
Personal Fouls	48 ..... at Syracuse	Mar. 26, 1950	8.....vs. Washington	Feb. 3, 2010
Steals	22 ..... vs. L.A. Clippers	Mar. 7, 1987	0	Done 4 times
Turnovers	40 ..... vs. Milwaukee	Dec. 3, 1977	3.....at Detroit	Mar. 11, 2009
Blocked Shots	15 ..... at Washington	Jan. 28, 1988	0	Done many times
1st Quarter Points	45 ..... vs. New Jersey	Mar. 11, 1978	5.....vs. Fort Wayne at Boston	Nov. 21, 1956
2nd Quarter Points	47 ..... at Philadelphia	Nov. 18, 1988	5.....at Chicago	Mar. 12, 1999
3rd Quarter Points	46 ..... vs. Miami	Apr. 16, 1990	5.....at Portland	Feb. 26, 1997
4th Quarter Points	53 ..... at Seattle	Dec. 26, 1967	9	Done 3 times
1st Half Points	84 ..... at Philadelphia	Nov. 18, 1988	22.....at Chicago	Mar. 12, 1999
2nd Half Points	88 ..... vs. Boston at Providence	Dec. 19, 1963	23.....vs. Detroit	Dec. 1, 2003
Overtime Points	23 ..... at Washington	Feb. 19, 2008	2	Done 6 times
Double Overtime Points	17 ..... at L.A. Lakers	Feb. 23, 1997	2.....at Philadelphia	Mar. 12, 2004
Triple Overtime Points	14 ..... vs. Detroit	Dec. 27, 2006	2.....at Orlando	Feb. 14, 1993

KNICKS TEAM HIGHS & LOWS AT PRESENT MSG

HISTORY

	Highs		Lows	
Total Points	151 .... vs. Detroit***	Dec. 27, 2006	58.....vs. Utah	Dec. 15, 2000
Field Goals Made	62 ..... vs. Detroit	Nov. 11, 1980	22	Done 2 times
Field Goals Att.	123 .... vs. Baltimore	Dec. 20, 1969	60	Done 3 times
Field Goal %	.685 ... vs. Washington	Mar. 4, 1986	.287...vs. SEA	Feb. 22, 1994
3-Pt. Field Goals Made	20 ..... vs. Memphis	Mar. 17, 2011	0	Done many times
3-Pt. Field Goals Att.	41 ..... vs. Philadelphia*	Oct. 31, 2009	0	Done many times
Free Throws Made	48 ..... vs. Detroit***	Dec. 27, 2006	2.....vs. Chicago	Jan. 25, 1977
Free Throws Att.	63 ..... vs. Detroit***	Dec. 27, 2006	4.....vs. Memphis	Mar. 11, 2003
Free Throw %	1.000	Done many times	.333...vs. Chicago	Jan. 25, 1977
Offensive Rebounds	29	Done 2 times	1.....vs. Boston	Mar. 4, 1978
Defense Rebounds	52 ..... vs. Charlotte	Mar. 7, 1992	13	Done 2 times
Total Rebounds	75 ..... vs. Charlotte	Mar. 7, 1992	21.....vs. Golden State	Feb. 18, 1975
Assists	45 ..... vs. Cleveland	Nov. 24, 1979	7.....vs. L.A. Lakers	Dec. 23, 2007
Personal Fouls	40 ..... vs. Chicago	Jan. 23, 1982	8.....vs. Washington	Feb. 3, 2010
Steals	22 ..... vs. L.A. Clippers	Mar. 7, 1987	0.....vs. Seattle	Feb. 27, 2001
Turnovers	40 ..... vs. Milwaukee	Dec. 3, 1977	4.....vs. Milwaukee	Jan. 3, 1972
Blocked Shots	13 ..... vs. Washington	Apr. 15, 1988	0	Done many times
1st Quarter Points	45 ..... vs. New Jersey	Mar. 11, 1978	10	Done 3 times
2nd Quarter Points	43 ..... vs. Golden State	Nov. 29, 2008	8	Done 2 times
3rd Quarter Points	46 ..... vs. Miami	Apr. 16, 1990	8.....vs. Atlanta	Dec. 23, 1993
4th Quarter Points	45	Done 2 times	9.....vs. Charlotte	Dec. 20, 2006
1st Half Points	82 ..... vs. Golden State	Nov. 29, 2008	25.....vs. Utah	Dec. 15, 2000
2nd Half Points	80	Done 2 times	23.....vs. Detroit	Dec. 1, 2003
Overtime Points	18	Done 2 times	2	Done 3 times

First game played on Feb. 14, 1968

OPPONENTS TEAM HIGHS AND LOWS

	Highs		Lows	
Total Points	169 .... vs. Philadelphia at Hershey	Mar. 2, 1962	62.....at Utah	Nov. 14, 2005
Field Goals Made	65 ..... at Syracuse	Dec. 25, 1960	19.....vs. Indiana	Dec. 10, 1985
Field Goals Att.	143 .... at Boston	Jan. 20, 1960	57.....at Philadelphia	Dec. 22, 2000
Field Goal %	.685 ... at L.A. Lakers	Jan. 23, 1979	.250...at Orlando	Nov. 3, 2003
3-Pt. Field Goals Made	17	Done 2 times	0	Done many times
3-Pt. Field Goals Att.	44 ..... vs. Phoenix***	Jan. 2, 2006	0	Done many times
Free Throws Made	60 ..... at Washington	Nov. 13, 1987	3.....at Seattle	Jan. 7, 1976
Free Throws Att.	74 ..... at San Francisco**	Nov. 6, 1964	6.....at Seattle	Jan. 7, 1976
Free Throw %	1.000	Done many times	.320...at Chicago	Jan. 22, 1962
Offensive Rebounds	33 ..... at Boston	Mar. 28, 1976	2	Done 2 times
Defense Rebounds	51	Done 4 times	11.....at Golden State	Nov. 7, 1996
Total Rebounds	107 .... at St. Louis	Nov. 15, 1955	21	Done 2 times
Assists	47 ..... at St. Louis	Jan. 24, 1960	5	Done 4 times
Personal Fouls	50	Done 2 times	8.....at Memphis	Nov. 12, 2008
Steals	23 ..... at Portland	Nov. 7, 1976	0.....vs. Golden State	Nov. 24, 1973
Turnovers	35 ..... at Philadelphia	Nov. 10, 1972	3.....at Orlando	Mar. 31, 1996
Blocked Shots	20 ..... at Cleveland	Jan. 7, 1989	0	Done many times
1st Quarter Points	46 ..... at Utah	Jan. 12, 1982	8.....vs. L.A. Clippers	Dec. 7, 1996
2nd Quarter Points	47 ..... at Cincinnati	Jan. 25, 1967	7.....at Golden State	Nov. 20, 2001
3rd Quarter Points	47 ..... at Houston	Mar. 19, 1980	7.....vs. Charlotte	Nov. 11, 2000
4th Quarter Points	50 ..... vs. Cincinnati	Dec. 19, 1964	8	Done 3 times
1st Half Points	84 ..... at L.A. Lakers	Jan. 15, 1966	25	Done 2 times
2nd Half Points	90 ..... vs. Philadelphia at Hershey	Mar. 2, 1962	19.....vs. Charlotte	Nov. 11, 2000
Overtime Points	22 ..... vs. Cincinnati	Jan. 5, 1965	2	Done 5 times
Double Overtime Points	18	Done 2 times	4.....at Atlanta	Dec. 7, 1991
Triple Overtime Points	15 ..... at Milwaukee	Dec. 16, 1977	4.....at Orlando	Feb. 14, 1993

* represents number of overtime periods

OPPONENTS TEAM HIGHS & LOWS AT PRESENT MSG

	Highs		Lows	
Total Points	148 .... vs. Chicago**	Mar. 24, 1979	63.....vs. Chicago	Feb. 21, 1999
Field Goals Made	58	Done 2 times	19.....vs. Indiana	Dec. 10, 1985
Field Goals Att.	125 .... vs. Portland	Dec. 8, 1970	59.....vs. Philadelphia	Mar. 16, 1996
Field Goal %	.631 ... vs. Chicago	Dec. 15, 1983	.257...vs. Indiana	Dec. 10, 1985
3-Pt. Field Goals Made	17	Done 2 times	0	Done many times
3-Pt. Field Goals Att.	44 ..... vs. Phoenix	Jan. 2, 2006	0	Done many times
Free Throws Made	50 ..... vs. Boston	Nov. 18, 2006	4.....vs. Buffalo	Nov. 15, 1973
Free Throws Att.	63 ..... vs. Boston	Nov. 18, 2006	7.....vs. Washington	Feb. 3, 2010
Free Throw %	1.000	Done many times	.400	Done 2 times
Offensive Rebounds	30 ..... vs. Buffalo	Oct. 26, 1976	2.....vs. New Jersey	Feb. 24, 2006
Defense Rebounds	51	Done 2 times	14.....vs. Philadelphia	Dec. 11, 1984
Total Rebounds	81 ..... vs. San Diego	Jan. 19, 1971	21.....vs. Cleveland	Apr. 11, 1996
Assists	42 ..... vs. Washington	Jan. 9, 1990	5.....vs. Buffalo	Dec. 5, 1970
Personal Fouls	42 ..... vs. Detroit	Oct. 27, 1984	10	Done 2 times
Steals	20 ..... vs. Phoenix	Feb. 25, 1978	0.....vs. Golden State	Nov. 24, 1973
Turnovers	34	Done 2 times	4.....vs. Philadelphia	Jan. 21, 1991
Blocked Shots	13	Done 2 times	0	Done many times
1st Quarter Points	43	Done 2 times	8.....vs. L.A. Clippers	Dec. 7, 1996
2nd Quarter Points	45 ..... vs. Houston	Mar. 21, 2010	9.....vs. Detroit	Nov. 19, 1983
3rd Quarter Points	43 ..... vs. Kansas City/Omaha	Mar. 23, 1974	7.....vs. Charlotte	Nov. 11, 2000
4th Quarter Points	48 ..... vs. Miami	Mar. 2, 1989	8	Done 2 times
1st Half Points	81 ..... vs. Kansas City	Dec. 8, 1979	25.....vs. Dallas	Dec. 22, 1997
2nd Half Points	80 ..... vs. L.A. Lakers	Mar. 14, 1978	19.....vs. Charlotte	Nov. 11, 2000
Overtime Points	21	Done 2 times	2	Done 2 times

First game played on Feb. 14, 1968

* represents number of overtime periods

INDIVIDUAL PLAYER STREAKS
HISTORY

Knicks

Consecutive Games Played	610	Harry Gallatin	Nov. 20, 1948-Mar. 13, 1957
	361	Ray Felix	Oct. 30, 1954-Oct. 24, 1959
	333	Marvin Webster	Feb. 23, 1980-Mar. 21, 1984
Consecutive 10-Plus Point Games	214	Patrick Ewing	Jan. 16, 1989-Nov. 12, 1991
Consecutive 20-Plus Point Games	29	Richie Guerin	Jan. 30-Mar. 14, 1962
	28	Patrick Ewing	Jan. 25-Mar. 27, 1990
	26	Amar'e Stoudemire	Nov. 24, 2010-Jan. 19, 2011
	24	Bernard King	Feb. 1-Mar. 23, 1985
Consecutive 30-Plus Point Games	9	Amar'e Stoudemire	Nov. 28-Dec. 15, 2010
Consecutive 40-Plus Point Games	3	Bernard King	Nov. 21-Nov. 24, 1984
Consecutive 50-Plus Point Games	2	Bernard King	Jan. 31-Feb. 1, 1984
Consecutive 10-Plus Rebound Games	44	Walt Bellamy	Dec. 10, 1965-Mar. 5, 1966
Consecutive Point-Rebound Double-Doubles	44	Walt Bellamy	Dec. 10, 1965-Mar. 5, 1966
Consecutive 10-Plus Assist Games	9	Micheal Ray Richardson	Dec. 23, 1979-Jan. 8, 1980
Most Points, Back-To-Back Games	103	Bernard King	Dec. 21 & 25, 1984 (43, 60)
Most Points, Three Consecutive Games	139	Bernard King	Dec. 21, 25, 26, 1984 (43, 60, 36)
Most Points, Four Consecutive Games	178	Bernard King	Dec. 21, 25, 26, 28, 1984 (43, 60, 36, 39)
Most Points, Five Consecutive Games	215	Bernard King	Dec. 21, 25, 26, 28, 29, 1984 (43, 60, 36, 39, 37)
Most Points, 10 Consecutive Games	384	Bernard King	Feb. 7-Mar. 1, 1985
Most Assists, Back-to-Back Games	35	Mark Jackson	Jan. 28-30, 1988 (17, 18)
Most Assists, Three Consecutive Games	51	Mark Jackson	Apr. 2-8, 1988 (17, 16, 18)
Most Assists, Four Consecutive Games	62	Mark Jackson	Mar. 31-Apr. 8, 1988 (11, 17, 16, 18)
		Micheal Ray Richardson	Mar. 13-18, 1988 (16, 16, 17, 13)
Consecutive Field Goals Made	19	Johnny Newman	Jan. 1-8, 1988
Consecutive 3-Point FG Made	10	Allan Houston	Feb. 18-21, 1999
		Trent Tucker	Dec. 28-Jan. 15, 1985
Consecutive Games, At Least One 3-Point FG	32	John Starks	Feb. 26-Nov. 4, 1995 (30 in 1994-95, 2 in 1995-96)
Consecutive Free Throws Made	44	Chris Duhon	Nov. 29-Dec. 21, 2008
Consecutive Games With At Least One Block	145	Patrick Ewing	Nov. 8, 1988-Mar. 23, 1990

COMEBACKS AND LEADS LOST

Biggest Comeback from Halftime Deficit in Victory ..... 23 points, Apr. 6, 1987 vs. Philadelphia
Trailed 59-36 – Won 108-101

Biggest Comeback from Three Quarters Deficit In Victory ..... 19 points, Nov. 20, 1979 at Houston
Trailed 98-79 – Won 130-125 (OT)

Biggest Comebacks In Victory Since 1991-92

Deficit	Score	Opponent	Date	Final Score
26	39-65	at Milwaukee	Mar. 14, 2004	103-100
22	49-71	vs. Chicago	Mar. 2, 1995	93-89
21	14-35	vs. Miami	Mar. 11, 2002	86-83
20	26-46	vs. L.A. Clippers	Dec. 18, 2009	95-91
20	44-64	at Miami	Apr. 25, 1999	82-80
20	45-65	at Boston	Mar. 7, 1997	113-102
20	27-47	vs. L.A. Lakers	Nov. 8, 1994	117-113

Largest Lead Lost at Halftime in Defeat ..... 25 points, Nov. 18, 1987 at Boston
Led 61-36 – Lost 111-109 (2OT)

Largest Lead Lost After Three Quarters in Defeat ..... 19 points, Jan. 18, 1966 at St. Louis
Led 89-70 – Lost 109-107

Largest Lead Lost In Defeat Since 1991-92

Deficit	Score	Opponent	Date	Final Score
21	78-57	at Minnesota	Nov. 12, 2010	103-112
20	65-45	vs. Philadelphia	Mar. 12, 2002	96-104
20	49-29	at Indiana	Nov. 9, 2001	95-103
20	37-17	at Miami	Feb. 28, 2000	76-85
20	35-15	at Charlotte	Jan. 8, 1994	99-102

TEAM STREAKS
HISTORY

Most Consecutive Wins (season)

18	Oct. 24-Nov. 28, 1969
15	Mar. 1-Apr. 2, 1994
11	Dec. 28, 1972-Jan. 16, 1973
11	Jan. 25-Feb. 15, 1969
10	Dec. 17, 1968-Jan. 4, 1969

Most Consecutive Wins To Start Season

7	1993-94
5	1969-70
4	1955-56
3	Six times

Most Consecutive Home Wins (season)

26	Nov. 26, 1988-Mar. 14, 1989
20	Feb. 2-Apr. 25, 1993
20	Nov. 14, 1972-Feb. 3, 1973
20	Nov. 23, 1968-Feb. 15, 1969
20	Dec. 2, 1951-Mar. 15, 1952

Most Consecutive Home Wins To Start Season

12	1989-90
11	1991-92
9	1992-93
8	1980-81
7	1972-73

Most Consecutive Road Wins (season)

13	Oct. 15-Dec. 10, 1969
8	Nov. 17-Dec. 10, 2010
7	Dec. 27-Jan. 22, 1995
7	Mar. 1-Mar. 27, 1994
7	Dec. 29, 1972-Jan. 16, 1973

Most Consecutive Road Wins To Start Season

13	1969-70
6	1958-59
5	1996-97
5	1993-94
4	1990-91

Most Consecutive Overtime Wins (overall)

9	Nov. 11, 1988-Feb. 17, 1990
7	Nov. 16, 1946-Dec. 8, 1948
6	Nov. 2, 1990-Mar. 14, 1991
6	Apr. 12, 2000-Feb. 7, 2001
5	Three times

Most Consecutive Wins Versus One Team

21	Boston Celtics (Apr. 8, 1993-Jan. 19, 1998)
18	Cleveland Cavaliers (Feb. 23, 1980-Feb. 17, 1983)
15	Washington Bullets (Nov. 24, 1992-Dec. 3, 1995)
15	Baltimore Bullets (Feb. 7, 1952-Mar. 11, 1953)
13	Two times

Most Consecutive Games Scoring 100-Plus Points

77	Oct. 23, 1966-Mar. 19, 1967
54	Dec. 12, 1961-Mar. 14, 1962
41	Dec. 30, 1960-Mar. 7, 1961
39	Jan. 8-Mar. 28, 1989
37	Dec. 1, 1957-Feb. 7, 1958

Most Consecutive Points Scored

24	vs. Indiana, Nov. 15, 2003 (3rd qtr)
22	at Dallas, Mar. 24, 1996 (3rd-4th qtr)
22	vs. Philadelphia, Mar. 26, 1974 (4th qtr)
21	vs. Orlando, Mar. 28, 2012 (3rd qtr)
21	at New Jersey, Dec. 15, 1990 (3rd-4th qtr)

Most Consecutive Losses (season)

12	Mar. 23-Apr. 13, 1985
11	Feb. 18-Mar. 5, 1960
10	Jan. 28-Feb. 13, 2006
10	Feb. 27-Mar. 13, 1963
9	Three times

Most Consecutive Losses To Start Season

8	1985-86
7	1982-83
5	2005-06
5	1987-88

Most Consecutive Home Losses (season)

7	Nov. 4-29, 2009
7	Mar. 3-24, 2008
7	Nov. 26-Dec. 17, 1963
6	Nov. 29-Dec. 20, 1986
6	Mar. 11-Apr. 1, 1986

Most Consecutive Home Losses To Start Season

4	1959-60
3	1985-86
3	1964-65
3	1960-61
2	Twelve times

Most Consecutive Road Losses (season)

18	Dec. 3, 1987-Feb. 22, 1988
15	Nov. 28, 1984-Feb. 2, 1985
13	Feb. 7-Apr. 1, 1979
12	Jan. 15-Mar. 1, 2006
12	Dec. 15, 1965-Jan. 22, 1966

Most Consecutive Road Losses To Start Season

8	1985-86
8	1975-76
7	1984-85
7	2007-08

Most Consecutive Overtime Losses (overall)

6	Apr. 13, 2003-Mar. 12, 2004
6	Oct. 24, 1964-Jan. 5, 1965
5	Feb. 27, 1992-Jan. 2, 1993
4	Mar. 25-Nov. 22, 2009
4	Feb. 28, 1968-Feb. 11, 1970

Most Consecutive Losses Versus One Team

19	Boston Celtics (Nov. 20, 1965-Mar. 19, 1967)
15	Cincinnati Royals (Nov. 29, 1963-Jan. 6, 1965)
15	Milwaukee Bucks (Jan. 13, 1984-Nov. 14, 1986)
12	Detroit Pistons (Feb. 12, 1986-Dec. 25, 1987)
11	Four times

Most Consecutive Games Holding Opponents Under 100 Points (since 1954-55)

33	Nov. 11, 2000-Jan. 21, 2001
19	Feb. 18-Mar. 26, 2001
16	Nov. 2-Dec. 2, 1997
14	Feb. 1-Mar. 3, 1998
14	Nov. 27-Dec. 19, 1954

Most Consecutive Points Allowed

27	at Miami, Jan. 22, 2007

MONTH-BY-MONTH RECORDS

HISTORY

		October	November	December	January	February	March	April	May	Totals
No.	Season	W L	W L	W L	W L	W L	W L	W L	W L	W L
1	1946-47		10 - 2	4 - 6	5 - 7	5 - 8	9 - 4			33 - 27
2	1947-48		5 - 4	7 - 4	5 - 6	7 - 4	2 - 4			26 - 22
3	1948-49		7 - 4	9 - 4	4 - 10	5 - 7	7 - 3			32 - 28
4	1949-50		11 - 7	9 - 5	8 - 5	7 - 5	5 - 6			40 - 28
5	1950-51		8 - 7	8 - 6	8 - 5	8 - 7	4 - 5			36 - 30
6	1951-52		6 - 8	8 - 7	8 - 7	9 - 4	6 - 3			37 - 29
7	1952-53		9 - 4	10 - 5	11 - 5	12 - 5	5 - 4			47 - 23
8	1953-54	1 - 0	12 - 3	7 - 7	12 - 5	6 - 11	6 - 2			44 - 28
9	1954-55	1 - 0	5 - 6	8 - 8	9 - 9	9 - 8	6 - 3			38 - 34
10	1955-66		8 - 5	7 - 7	8 - 10	7 - 12	5 - 3			35 - 37
11	1956-57	0 - 1	5 - 7	9 - 7	11 - 8	7 - 10	4 - 3			36 - 36
12	1957-58	1 - 1	5 - 10	10 - 5	8 - 10	8 - 8	3 - 3			35 - 37
13	1958-59		9 - 4	8 - 8	9 - 8	9 - 9	3 - 3			40 - 32
14	1959-60	0 - 2	6 - 9	7 - 10	9 - 9	4 - 12	1 - 6			27 - 48
15	1960-61	1 - 5	4 - 10	5 - 11	6 - 11	4 - 14	1 - 7			21 - 58
16	1961-62	4 - 2	3 - 12	5 - 11	7 - 9	8 - 11	2 - 6			29 - 51
17	1962-63	2 - 6	4 - 11	6 - 8	3 - 14	5 - 11	1 - 9			21 - 59
18	1963-64	2 - 6	5 - 10	3 - 13	7 - 11	3 - 12	2 - 6			22 - 58
19	1964-65	2 - 4	3 - 9	6 - 13	5 - 10	9 - 7	6 - 6			31 - 49
20	1965-66	3 - 4	4 - 11	5 - 7	4 - 12	11 - 5	3 - 11			30 - 50
21	1966-67	4 - 3	8 - 9	8 - 7	6 - 11	9 - 7	1 - 8			36 - 45
22	1967-68	1 - 6	10 - 6	4 - 12	11 - 6	11 - 5	6 - 4			43 - 39
23	1968-69	4 - 4	6 - 10	15 - 3	11 - 4	10 - 3	8 - 4			54 - 28
24	1969-70	9 - 1	14 - 1	10 - 5	12 - 4	9 - 4	6 - 7			60 - 22
25	1970-71	9 - 2	11 - 5	11 - 4	8 - 7	7 - 8	6 - 4			52 - 30
26	1971-72	5 - 5	8 - 5	10 - 4	7 - 7	12 - 5	6 - 8			48 - 34
27	1972-73	8 - 1	12 - 3	11 - 6	12 - 3	8 - 5	6 - 7			57 - 25
28	1973-74	5 - 4	7 - 8	11 - 4	9 - 5	9 - 5	8 - 7			49 - 33
29	1974-75	4 - 3	9 - 5	6 - 7	7 - 8	4 - 10	8 - 7	2 - 2		40 - 42
30	1975-76	2 - 3	5 - 11	9 - 6	8 - 7	6 - 5	4 - 10	4 - 2		38 - 44
31	1976-77	3 - 2	6 - 9	8 - 4	4 - 10	7 - 8	7 - 8	5 - 1		40 - 42
32	1977-78	3 - 2	8 - 7	8 - 6	7 - 8	6 - 5	7 - 10	4 - 1		43 - 39
33	1978-79	4 - 5	8 - 7	7 - 7	4 - 11	4 - 9	4 - 9	0 - 3		31 - 51
34	1979-80	5 - 5	6 - 8	8 - 8	8 - 7	5 - 5	7 - 10			39 - 43
35	1980-81	6 - 2	9 - 6	10 - 5	6 - 9	10 - 4	9 - 6			50 - 32
36	1981-82	1 - 1	5 - 7	9 - 7	5 - 9	6 - 9	5 - 8	2 - 8		33 - 49
37	1982-83	0 - 2	4 - 9	7 - 8	7 - 8	10 - 2	10 - 5	6 - 4		44 - 38
38	1983-84	2 - 0	9 - 6	6 - 8	8 - 4	10 - 6	8 - 7	4 - 4		47 - 35
39	1984-85	1 - 1	7 - 10	4 - 11	5 - 8	3 - 9	4 - 12	0 - 7		24 - 58
40	1985-86	0 - 3	4 - 11	7 - 7	6 - 9	2 - 9	3 - 14	1 - 6		23 - 59
41	1986-87	0 - 1	4 - 11	5 - 9	4 - 10	3 - 9	6 - 10	2 - 8		24 - 58
42	1987-88		4 - 8	5 - 10	5 - 10	8 - 4	9 - 8	7 - 4		38 - 44
43	1988-89		9 - 5	9 - 5	10 - 6	9 - 2	10 - 7	5 - 5		52 - 30
44	1989-90		9 - 5	11 - 2	7 - 9	9 - 3	4 - 12	5 - 6		45 - 37
45	1990-91		6 - 8	6 - 7	7 - 10	7 - 6	9 - 6	4 - 6		39 - 43
46	1991-92		9 - 5	9 - 3	10 - 7	7 - 7	11 - 4	5 - 5		51 - 31
47	1992-93		8 - 5	10 - 4	7 - 6	11 - 3	12 - 2	12 - 2		60 - 22
48	1993-94		9 - 2	9 - 5	12 - 4	6 - 8	14 - 0	7 - 6		57 - 25
49	1994-95		7 - 4	8 - 8	13 - 2	7 - 5	11 - 5	9 - 3		55 - 27
50	1995-96		10 - 4	9 - 5	8 - 6	5 - 8	9 - 6	6 - 6		47 - 35
51	1996-97		9 - 5	12 - 3	11 - 5	10 - 3	9 - 5	6 - 4		57 - 25
52	1997-98	1 - 0	9 - 5	7 - 7	7 - 7	8 - 4	8 - 10	3 - 6		43 - 39
53	1998-99					8 - 5	9 - 9	8 - 8	2 - 1	27 - 23
54	1999-00		8 - 8	10 - 4	8 - 4	8 - 5	11 - 6	5 - 5		50 - 32
55	2000-01	0 - 1	9 - 6	10 - 5	7 - 4	7 - 7	9 - 7	6 - 4		48 - 34
56	2001-02	1 - 0	7 - 8	5 - 9	5 - 8	2 - 10	7 - 10	3 - 7		30 - 52
57	2002-03	0 - 1	4 - 9	6 - 7	10 - 8	5 - 8	7 - 9	5 - 3		37 - 45
58	2003-04	0 - 1	7 - 9	7 - 9	8 - 8	4 - 8	9 - 5	4 - 3		39 - 43
59	2004-05		7 - 6	9 - 7	2 - 13	6 - 7	5 - 8	4 - 8		33 - 49
60	2005-06		5 - 9	2 - 12	7 - 9	1 - 11	4 - 11	4 - 7		23 - 59
61	2006-07		6 - 11	7 - 9	7 - 8	6 - 5	5 - 9	2 - 7		33 - 49
62	2007-08		5 - 10	3 - 11	6 - 10	4 - 9	2 - 13	3 - 6		23 - 59
63	2008-09	1 - 1	7 - 7	4 - 10	9 - 7	3 - 10	5 - 11	3 - 4		32 - 50
64	2009-10	0 - 3	3 - 11	9 - 6	6 - 9	2 - 9	6 - 10	3 - 5		29 - 53
65	2010-11	1 - 2	9 - 7	8 - 5	7 - 8	5 - 5	7 - 11	5 - 2		42 - 40
66	2011-12			2 - 2	6 - 11	10 - 5	9 - 8	9 - 4		36 - 30
Totals		99-96	455-454	492-445	487-505	452-459	411-454	163-172	2-1	2561-2586

POSTPONED/MOVED GAMES

HISTORY

Postponed Games

Original Date	Opponent	Rescheduled	W/L	Score	Cause
Dec. 15, 1951	vs. Milwaukee at Moline, IL	Jan. 2, 1952	W	89-67	Weather/travel difficulty
Feb. 16, 1958	at Boston	Mar. 11, 1958	L	119-126	Snowstorm
Nov. 22, 1963	at Baltimore	Jan. 23, 1964	L	114-130	President Kennedy assassination
Nov. 9, 1965	vs. St. Louis	Feb. 22, 1966	W	113-108	The Great Blackout of '65
Dec. 4, 1965	vs. Philadelphia	Feb. 8, 1966	W	136-123	Death of 76ers Owner Ike Richman
Dec. 5, 1965	at Philadelphia	Mar. 17, 1966	L	106-115	Death of 76ers Owner Ike Richman
Feb. 22, 1966	vs. Baltimore	Mar. 11, 1966	L	123-126	Reschedule of Nov. 9, 1965 game
Feb. 7, 1978	vs. Portland	Mar. 2, 1978	W	128-117	Weather/travel difficulty
Mar. 13, 1993	vs. Indiana	Mar. 14, 1993	W	121-90	Snowstorm
Jan. 7, 1996	vs. Seattle	Apr. 8, 1996	L	98-108	Snowstorm
Jan. 14, 2000	at Charlotte	Feb. 7, 2000	L	85-95	Death of Charlotte player Bobby Phills
Jan. 25, 2000	at Washington	Mar. 8, 2000	L	113-118*	Weather/travel difficulty
Nov. 2, 2010	vs. Orlando	Mar. 28, 2011	W	113-106*	Falling debris at MSG

Moved Games

Original Date	Opponent	W/L	Score	Cause	Original Site	Relocated Site
Mar. 13, 1968	at Philadelphia	W	130-120	Roof damage	Spectrum	Palestra
Mar. 22, 1968	at Philadelphia	L	110-118	Roof damage	Spectrum	Convention Hall
Mar. 27, 1968	at Philadelphia	L	132-138**	Roof damage	Spectrum	Palestra
Mar. 31, 1968	at Philadelphia	L	107-123	Roof damage	Spectrum	Convention Hall
Mar. 6, 1985	at Detroit	L	90-114	Roof damage	Pontiac Silverdome	Joe Louis Arena
Jan. 27, 1994	at L.A. Clippers	W	103-101	Northridge Earthquake	L.A. Sports Arena	Arrowhead Pond of Anaheim

NBA EXPANSION DRAFT

Year	Expansion Team	Player Lost
1961	Chicago Packers	Dave Budd
1966	Chicago Bulls	Len Chappell, Barry Clemens
1967	San Diego Rockets	None
	Seattle SuperSonics	Henry Akin, Dave Deutsch
1968	Phoenix Suns	Emmette Bryant, Neil Johnson, Dick Van Arsdale
	Milwaukee Bucks	None
1970	Buffalo Braves	Bill Hosket, Don May
	Cleveland Cavaliers	John Warren
	Portland Trail Blazers	None
1974	New Orleans Jazz	None
1980	Dallas Mavericks	Geoff Huston
1988	Charlotte Hornets (11 round, 22nd overall)	Sedric Toney
	Miami Heat	None
1989	Minnesota Timberwolves	None
	Orlando Magic (first round, first overall)	Sidney Green
1995	Toronto Raptors	None
	Vancouver Grizzlies (first round, second overall)	Greg Anthony
2004	Charlotte Bobcats	None

Note: Dave Budd was re-acquired on May 16, 1961 for rights to Bob McNeill and Charlie Tyra

MULTIPLE OVERTIME PERIODS

OT Periods	Opponent	W/L	Final Score	Date
4	at Rochester	L	92-102	Jan. 23, 1951
3	vs. Detroit	W	151-145	Dec. 27, 2006
3	at Memphis	W	118-117	Nov. 1, 2006
3	vs. Phoenix	W	140-133	Jan. 2, 2006
3	at Orlando	L	100-102	Feb. 14, 1993
3	at Milwaukee	L	150-152	Dec. 16, 1977
3	at Philadelphia	L	111-113	Feb. 25, 1955
3	vs. Baltimore at Boston	W	113-107	Mar. 11, 1953
3	vs. Providence	W	91-84	Mar. 26, 1947

The Knicks have played in 54 multi-overtime games, with a 28-26 (.519) record, including a 23-22 (.511) record in double-overtime. The last time the Knicks played a multi-overtime game was versus Denver on Jan. 21, 2012 in a 119-114 New York defeat in two extra periods. Since the 1990-91 season, the Knicks have participated in 20 multi-overtime games, posting a 14-6 record.

MANPOWER GAMES MISSED DUE TO INJURY

HISTORY

Season	Total	Season	Total	Season	Total	Season	Total
1968-69	73	1979-80	131	1990-91	145	2001-02	180
1969-70	113	1980-81	116	1991-92	84	2002-03	268
1970-71	68	1981-82	122	1992-93	177	2003-04	234
1971-72	142	1982-83	228	1993-94	269	2004-05	190
1972-73	42	1983-84	67	1994-95	145	2005-06	168
1973-74	145	1984-85	326	1995-96	150	2006-07	179
1974-75	40	1985-86	376	1996-97	177	2007-08	177
1975-76	57	1986-87	257	1997-98	191	2008-09	243
1976-77	138	1987-88	72	1998-99	86	2009-10	140
1977-78	121	1988-89	54	1999-00	196	2010-11	113
1978-79	97	1989-90	118	2000-01	284	2011-12	123

NUMBER OF PLAYERS USED Regular Season Only

Season	Total	Season	Total	Season	Total	Season	Total
1946-47	20	1962-63	14	1978-79	16	1995-96	17
1947-48	13	1963-64	13	1979-80	13	1996-97	13
1948-49	16	1964-65	14	1980-81	11	1997-98	16
1949-50	13	1965-66	13	1981-82	15	1998-99	14
1950-51	11	1966-67	13	1982-83	14	1999-00	16
1951-52	11	1967-68	14	1983-84	13	2000-01	16
1952-53	11	1968-69	13	1984-85	13	2001-02	14
1953-54	12	1969-70	12	1985-86	16	2002-03	13
1954-55	15	1970-71	13	1986-87	18	2003-04	22
1955-66	13	1971-72	17	1987-88	20	2004-05	19
1956-57	13	1972-73	14	1988-89	13	2005-06	19
1957-58	13	1973-74	17	1989-90	15	2006-07	15
1958-59	13	1974-75	16	1990-91	14	2007-08	15
1959-60	14	1975-76	15	1991-92	15	2008-09	23
1960-61	15	1976-77	16	1992-93	13	2009-10	20
1961-62	15	1977-78	12	1993-94	16	2010-11	20
				1994-95	16	2011-12	17

FOREIGN-BORN PLAYERS

The New York Knicks have had 25 international players from 19 countries and territories on their active roster that appeared in at least one regular season game.

Player	City, Country	Seasons	Tenure
Rolando Blackman	Panama City, Panama	2	1992-94
James Donaldson	Heacham, England	2	1991-92
Patrick Ewing	Kingston, Jamaica	15	1985-00
Frido Frey	Germany	1	1946-47
Dan Gadzuric	Den Haag, Holland	1	2011-12
Danilo Gallinari	Milan, Italy	3	2009-11
Stewart Granger	Montreal, Canada	1	1986-87
Stuart Gray	Panama Canal Zone	2	1989-91
Ernie Grunfeld	Satu-Mare, Romania	4	1982-86
Jerome Jordan	Kingston, Jamaica	1	2011-12
Lee Knorek	Warsaw, Poland	3	1946-49
Luc Longley	Melbourne, Australia	1	2000-01
Darko Milicic	Novi Sad, Serbia	1	2009-10
Timofey Mozgov	St. Petersburg, Russia	1	2010-11
Dikembe Mutombo	Kinshasa, Zaire	1	2003-04
Anthony Randolph	Worzbach, Germany	1	2010-11
Sergio Rodriguez	Tenerife, Spain	1	2009-10
Cheikh Samb	Dakar, Senegal	1	2008-09
Mouhamed Sene	Thies, Senegal	1	2008-09
Bruno Sundov	Split, Croatia	2	2003-05
Cezary Trybanski	Warsaw, Poland	1	2003-04
Ronny Turiaf	Fort-de-France, Martinique	1	2010-11
Mirsad Turkcan	Novi Pazar, Yugoslavia	1	1999-00
Ernie Vandeweghe	Montreal, Canada	6	1949-55
Kiki Vandeweghe	Weisbaden, West Germany	4	1988-92

FAMOUS FIRSTS AND LASTS

HISTORY

First Game ... at Toronto, Nov. 1, 1946
First Starting Lineup ... Guards: Ralph Kaplowitz and Leo Gottlieb
Forwards: Ossie Schectman and Stan Stutz
Center: Forest (Jake) Weber
First Win ... Knicks 68, Huskies 66 at Toronto, Nov. 1, 1946
First Loss ... Stags 63, Knicks 47 at Chicago, Nov. 2, 1946 (game no. 2)
First Overtime Game ... Chicago 78, Knicks 68 (OT) at MSG, Nov. 11, 1946
First Playoff Game ... Rebels 77, Knicks 51 at Cleveland, Apr. 7, 1947
First Game at 49th Street Garden ... Chicago 78, Knicks 68 (OT), Nov. 11, 1946 (a-17,205)
First Game at 69th Regiment Armory ... Knicks 64, Pittsburgh 62 (OT), Nov. 16, 1946
First "Matinee" Game at MSG ... Knicks 70, Boston 58, Dec. 20, 1947
First Pro Doubleheader at MSG ... Chicago 107, Boston 82; Rochester 94, Knicks 89, Mar. 16, 1949 (a-13,195)
Last Game at 69th Regiment Armory ... Jan. 16, 1960; New York 132, Cincinnati 106 (a-3,000)
Last Neutral Court Game ... Buffalo 119, Knicks 97 at Toronto, Feb. 21, 1974
Last Game at 49th Street Garden ... New York 115, Philadelphia 97, Feb. 10, 1968 (a-18,499)
Last Points at 49th Street Garden ... Dick Barnett (FG) vs. Philadelphia with :05 left, Feb. 10. 1968
First Games at Present MSG ... Boston 118, Detroit 96; New York 114, San Diego 102, Feb. 14, 1968 (a-17,639)
First Field Goals at Present MSG ... First Game: Dave DeBusschere, Detroit
Second Game: Walt Frazier, New York
First Radio Broadcast ... Marty Glickman and Sarah Palfrey Cook on WHN at St. Louis, Nov. 7, 1946
Knicks 68, St. Louis Bombers 63 (game no. 3)
First 100+ Point Game, Team ... Knicks 114, Providence 85, Dec. 6, 1947
First Non-Caucasian Player To Appear in a Regular Season Game ... Wat Misaka (Utah), 1947
First African-American Player To Appear in Regular Season Game ... Nat (Sweetwater) Clifton; first game Nov. 4, 1950 at Tri-Cities
First African-American Player To Practice in Training Camp ... John Rucker (Bear Mountain 1950)
First 7-Footer ... Walter Dukes, 1955-56
First Game with a 24-second clock ... Knicks 94, Minneapolis 83 at MSG Oct. 30, 1954
First 50+ Point Game, Player ... Richie Guerin (57) vs. Syracuse at MSG, Dec. 11, 1959
First Three-Point Field Goal ... Jim Cleamons at Detroit (4:15 left, 4th quarter), Oct. 18, 1979

Best Finishes
NY scores six points in final :16 to defeat Cincinnati at Cleveland, 106-105 (18th straight win), Nov. 28, 1969
NY scores game's last 19 points (over last 5:11) to defeat Milwaukee, 87-86 at MSG, Nov. 18, 1972
NY scores 35 of game's last 44 points in last 9:16 (including 20 points in a row) to defeat New Jersey, 105-96, at New Jersey, Jan. 4, 1989

Courtesy of Harry Gallatin

HOME AND SEASON OPENERS

HISTORY

Home Openers (34-32)

Date	Opponent	Result	NYK-Opp
Nov. 11, 1946	vs. Chicago	L	68-78
Nov. 13, 1947	vs. Washington	W	80-65
Nov. 11, 1948	vs. Minneapolis	L	68-77
Nov. 10, 1949	vs. Indianapolis	L	79-83
Nov. 9, 1950	vs. Indianapolis	L	73-85
Nov. 10, 1951	vs. Minneapolis	L	73-89
Nov. 1, 1952	vs. Baltimore	W	69-53
Oct. 31, 1953	vs. Minneapolis	W	91-67
Oct. 30, 1954	vs. Minneapolis	W	94-83
Nov. 10, 1955	vs. Minneapolis	W	112-105
Oct. 27, 1956	vs. Boston	L	112-115
Oct. 26, 1957	vs. Boston	L	121-131
Oct. 25, 1958	vs. Boston	W	127-125
Oct. 24, 1959	vs. Philadelphia	L	109-118
Oct. 20, 1960	vs. Cincinnati	L	105-113
Oct. 19, 1961	vs. Chicago	W	120-103
Oct. 16, 1962	vs. Chicago	W	121-119
Oct. 17, 1963	vs. Baltimore	L	113-115
Oct. 17, 1964	vs. L.A. Lakers	L	109-113
Oct. 16, 1965	vs. Detroit	W	111-103
Oct. 18, 1966	vs. L.A. Lakers	W	122-119
Oct. 17, 1967	vs. San Francisco	W	124-122
Oct. 15, 1968	vs. Chicago	L	96-100
Oct. 14, 1969	vs. Seattle	W	126-101
Oct. 13, 1970	vs. Boston	W	114-107
Oct. 12, 1971	vs. Detroit	L	84-91
Oct. 10, 1972	vs. Seattle	W	113-89
Oct. 9, 1973	vs. Detroit	W	101-100
Oct. 17, 1974	vs. New Orleans	W	89-74
Oct. 23, 1975	vs. L.A. Lakers	L	101-104
Oct. 21, 1976	vs. L.A. Lakers	W	102-97
Oct. 18, 1977	vs. Kansas City	W	120-113
Oct. 13, 1978	vs. Houston	L	107-111
Oct. 13, 1979	vs. Washington	W	125-118
Oct. 11, 1980	vs. Milwaukee	W	114-109
Oct. 31, 1981	vs. Indiana	L	99-106
Oct. 29, 1982	vs. Philadelphia	L	89-104
Oct. 29, 1983	vs. Washington	W	100-97
Oct. 27, 1984	vs. Detroit	W	137-118
Oct. 26, 1985	vs. Philadelphia	L	89-99
Nov. 1, 1986	vs. Chicago	L	103-108
Nov. 9, 1987	vs. Boston	L	87-96
Nov. 8, 1988	vs. Chicago	W	125-117
Nov. 4, 1989	vs. Miami	W	119-99
Nov. 3, 1990	vs. Boston	L	103-106
Nov. 5, 1991	vs. Milwaukee	W	113-85
Nov. 7, 1992	vs. Philadelphia	W	89-85
Nov. 9, 1993	vs. Philadelphia	W	95-86
Nov. 8, 1994	vs. L.A. Lakers	W	117-113
Nov. 7, 1995	vs. Phoenix	L	94-102
Nov. 3, 1996	vs. Charlotte	W	113-86
Nov. 2, 1997	vs. Detroit	L	86-94
Feb. 7, 1999	vs. Miami	L	79-83
Nov. 2, 1999	vs. Cleveland	W	92-84
Oct. 31, 2000	vs. Philadelphia	L	72-101
Oct. 30, 2001	vs. Washington	W	93-91
Nov. 2, 2002	vs. Boston	L	107-117
Oct. 29, 2003	vs. Orlando	L	83-85*
Nov. 6, 2004	vs. Boston	L	73-107
Nov. 4, 2005	vs. Washington	L	75-86
Nov. 4, 2006	vs. Indiana	L	109-95
Nov. 4, 2007	vs. Minnesota	W	97-93
Oct. 29, 2008	vs. Miami	W	120-115
Oct. 31, 2009	vs. Philadelphia	L	127-141***
Oct. 30, 2010	vs. Portland	L	95-100
Dec. 25, 2011	vs. Boston	W	106-104

Season Openers (39-27)

Date	Opponent	Result	NYK-Opp
Nov. 1, 1946	at Toronto	W	68-66
Nov. 13, 1947	vs. Washington	W	80-65
Nov. 3, 1948	at Fort Wayne	W	80-76
Nov. 1, 1949	at Chicago	W	89-87
Nov. 4, 1950	at Tri-Cities	L	76-87
Nov. 3, 1951	at Milwaukee	W	68-66
Nov. 1, 1952	vs. Baltimore	W	69-53
Oct. 31, 1953	vs. Minneapolis	W	91-67
Oct. 30, 1954	vs. Minneapolis	W	94-83
Nov. 5, 1955	at Rochester	W	100-98
Oct. 27, 1956	vs. Boston	L	112-115
Oct. 23, 1957	vs. St. Louis at Det.	W	112-95
Oct. 25, 1958	vs. Boston	W	127-125
Oct. 24, 1959	vs. Philadelphia	L	109-118
Oct. 20, 1960	vs. Cincinnati	L	105-113
Oct. 19, 1961	vs. Chicago	W	120-103
Oct. 16, 1962	vs. Chicago	W	121-119
Oct. 17, 1963	vs. Baltimore	L	113-115
Oct. 17, 1964	vs. L.A. Lakers	L	109-113
Oct. 16, 1965	vs. Detroit	W	111-103
Oct. 15, 1966	at Philadelphia	L	112-128
Oct. 17, 1967	vs. San Francisco	W	124-122
Oct. 15, 1968	vs. Chicago	L	96-100
Oct. 14, 1969	vs. Seattle	W	126-101
Oct. 13, 1970	vs. Boston	W	114-107
Oct. 12, 1971	vs. Detroit	L	84-91
Oct. 10, 1972	vs. Seattle	W	113-89
Oct. 9, 1973	vs. Detroit	W	101-100
Oct. 17, 1974	vs. New Orleans	W	89-74
Oct. 23, 1975	vs. L.A. Lakers	L	101-104
Oct. 21, 1976	vs. L.A. Lakers	W	102-97
Oct. 18, 1977	vs. Kansas City	W	120-113
Oct. 13, 1978	vs. Houston	L	107-111
Oct. 12, 1979	at Atlanta	L	104-121
Oct. 11, 1980	vs. Milwaukee	W	114-109
Oct. 30, 1981	at New Jersey	W	103-99
Oct. 29, 1982	vs. Philadelphia	L	89-104
Oct. 28, 1983	at Cleveland	W	113-106
Oct. 27, 1984	vs. Detroit	W	137-118
Oct. 26, 1985	vs. Philadelphia	L	89-99
Oct. 31, 1986	at New Jersey	L	97-108
Nov. 6, 1987	at Detroit	L	99-110
Nov. 4, 1988	at Boston	L	115-122
Nov. 3, 1989	at Detroit	L	103-106
Nov. 2, 1990	at Charlotte	W	134-130
Nov. 1, 1991	at Orlando	L	96-106
Nov. 6, 1992	at Atlanta	W	106-94
Nov. 5, 1993	at Boston	W	111-108
Nov. 4, 1994	at Boston	W	120-107
Nov. 3, 1995	at Detroit	W	106-100
Nov. 1, 1996	at Toronto	W	107-99
Oct. 31, 1997	at Charlotte	W	97-85
Feb. 5, 1999	at Orlando	L	85-93
Nov. 2, 1999	vs. Cleveland	W	92-84
Oct. 31, 2000	vs. Philadelphia	L	72-101
Oct. 30, 2001	vs. Washington	W	93-91
Oct. 30, 2002	at Detroit	L	77-86
Oct. 29, 2003	vs. Orlando	L	83-85*
Nov. 3, 2004	at Minnesota	L	93-99
Nov. 2, 2005	at Boston	L	100-114*
Nov. 1, 2006	at Memphis	W	118-117***
Nov. 2, 2007	at Cleveland	L	106-110
Oct. 29, 2008	vs. Miami	W	120-115
Oct. 28, 2009	at Miami	L	93-115
Oct. 27, 2010	at Toronto	W	98-93
Dec. 25, 2011	vs. Boston	W	106-104

OPENING NIGHT LINEUPS

HISTORY

Season	Guard	Guard	Forward	Forward	Center
1946-47	Ralph Kaplowitz	Hank Rosenstein	Stan Stutz	Ossie Schectman	Forest Weber
1947-48	Stan Stutz	Carl Braun	Bud Palmer	Tommy Byrnes	Dick Holub
1948-49	Ray Kuka	Goebel Ritter	Carl Braun	Tommy Byrnes	Irv Rothenberg
1949-50	Dick McGuire	Goebel Ritter	Vince Boryla	Bill van Breda Kolff	Harry Gallatin
1950-51	Max Zaslofsky	Ray Lumpp	Vince Boryla	Ray Ellefson	Harry Gallatin
1951-52	Max Zaslofsky	Ernie Vandeweghe	Vince Boryla	Harry Gallatin	Connie Simmons
1952-53	Dick Bunt	Carl Braun	Vince Boryla	Harry Gallatin	Ralph Polson
1953-54	Dick McGuire	Carl Braun	Vince Boryla	Harry Gallatin	Connie Simmons
1954-55	Dick McGuire	Jim Baechtold	Carl Braun	Harry Gallatin	Ray Felix
1955-56	Dick McGuire	Jim Baechtold	Carl Braun	Nat Clifton	Ray Felix
1956-57	Ron Sobie	Carl Braun	Gary Bergen	Kenny Sears	Ray Felix
1957-58	Ron Sobie	Carl Braun	Phil Jordon	Charlie Tyra	Ray Felix
1958-59	Richie Guerin	Carl Braun	Willie Naulls	Guy Sparrow	Kenny Sears
1959-60	Richie Guerin	Carl Braun	Willie Naulls	Kenny Sears	Charlie Tyra
1960-61	Richie Guerin	Bob McNeill	Willie Naulls	Kenny Sears	Charlie Tyra
1961-62	Richie Guerin	Whitey Martin	Willie Naulls	Johnny Green	Phil Jordon
1962-63	Richie Guerin	Gene Shue	Willie Naulls	Johnny Green	Paul Hogue
1963-64	Richie Guerin	Art Heyman	John Rudometkin	Johnny Green	Bob Nordmann
1964-65	Howard Komives	Johnny Egan	Johnny Green	Bob Boozer	Willis Reed
1965-66	Howard Komives	Dick Barnett	Johnny Green	Jim Barnes	Len Chappell
1966-67	Howard Komives	Emmette Bryant	Dick Van Arsdale	Willis Reed	Walt Bellamy
1967-68	Fred Crawford	Dick Barnett	Dick Van Arsdale	Willis Reed	Walt Bellamy
1968-69	Howard Komives	Dick Barnett	Cazzie Russell	Willis Reed	Walt Bellamy
1969-70	Walt Frazier	Dick Barnett	Bill Bradley	Dave DeBusschere	Willis Reed
1970-71	Walt Frazier	Dick Barnett	Bill Bradley	Dave DeBusschere	Willis Reed
1971-72	Walt Frazier	Dick Barnett	Jerry Lucas	Dave DeBusschere	Willis Reed
1972-73	Walt Frazier	Earl Monroe	Bill Bradley	Dave DeBusschere	Jerry Lucas
1973-74	Walt Frazier	Dean Meminger	Bill Bradley	Dave DeBusschere	Willis Reed
1974-75	Earl Monroe	Henry Bibby	Bill Bradley	Phil Jackson	John Gianelli
1975-76	Walt Frazier	Earl Monroe	Bill Bradley	Mel Davis	John Gianelli
1976-77	Walt Frazier	Earl Monroe	Jim McMillian	John Gianelli	Spencer Haywood
1977-78	Earl Monroe	Butch Beard	Jim McMillian	Spencer Haywood	Lonnie Shelton
1978-79	Jim Cleamons	Butch Beard	Glen Gondrezick	Bob McAdoo	Marvin Webster
1979-80	Micheal Ray Richardson	Ray Williams	Toby Knight	Joe C. Meriweather	Bill Cartwright
1980-81	Micheal Ray Richardson	Ray Williams	Campy Russell	Sly Williams	Marvin Webster
1981-82	Micheal Ray Richardson	Mike Newlin	Campy Russell	Maurice Lucas	Marvin Webster
1982-83	Ed Sherod	Paul Westphal	Bernard King	Truck Robinson	Bill Cartwright
1983-84	Rory Sparrow	Ray Williams	Bernard King	Truck Robinson	Bill Cartwright
1984-85	Rory Sparrow	Trent Tucker	Bernard King	Ken Bannister	Pat Cummings
1985-86	Rory Sparrow	Darrell Walker	Gerald Wilkins	Pat Cummings	Patrick Ewing
1986-87	Rory Sparrow	Gerald Wilkins	Kenny Walker	Bill Cartwright	Patrick Ewing
1987-88	Gerald Henderson	Gerald Wilkins	Kenny Walker	Pat Cummings	Patrick Ewing
1988-89	Mark Jackson	Gerald Wilkins	Johnny Newman	Charles Oakley	Patrick Ewing
1989-90	Mark Jackson	Gerald Wilkins	Johnny Newman	Charles Oakley	Patrick Ewing
1990-91	Mark Jackson	Gerald Wilkins	Kiki Vandeweghe	Charles Oakley	Patrick Ewing
1991-92	Mark Jackson	Gerald Wilkins	Xavier McDaniel	Charles Oakley	Patrick Ewing
1992-93	Doc Rivers	John Starks	Tony Campbell	Charles Oakley	Patrick Ewing
1993-94	Doc Rivers	John Starks	Charles Smith	Charles Oakley	Patrick Ewing
1994-95	Derek Harper	John Starks	Charles Smith	Charles Oakley	Patrick Ewing
1995-96	Derek Harper	John Starks	Hubert Davis	Anthony Mason	Patrick Ewing
1996-97	Charlie Ward	Allan Houston	Larry Johnson	Buck Williams	Patrick Ewing
1997-98	Charlie Ward	Allan Houston	Larry Johnson	Charles Oakley	Patrick Ewing
1998-99	Charlie Ward	Allan Houston	Latrell Sprewell	Larry Johnson	Patrick Ewing
1999-00	Charlie Ward	Allan Houston	Latrell Sprewell	Larry Johnson	Marcus Camby
2000-01	Charlie Ward	Allan Houston	Latrell Sprewell	Larry Johnson	Marcus Camby
2001-02	Mark Jackson	Allan Houston	Latrell Sprewell	Kurt Thomas	Felton Spencer
2002-03	Charlie Ward	Allan Houston	Shandon Anderson	Othella Harrington	Kurt Thomas
2003-04	Charlie Ward	Allan Houston	Keith Van Horn	Kurt Thomas	Dikembe Mutombo
2004-05	Stephon Marbury	Jamal Crawford	Tim Thomas	Kurt Thomas	Nazr Mohammed
2005-06	Stephon Marbury	Quentin Richardson	Matt Barnes	Antonio Davis	Eddy Curry
2006-07	Stephon Marbury	Steve Francis	Quentin Richardson	Channing Frye	Eddy Curry
2007-08	Stephon Marbury	Jamal Crawford	Quentin Richardson	Zach Randolph	Eddy Curry
2008-09	Chris Duhon	Jamal Crawford	Quentin Richardson	David Lee	Zach Randolph
2009-10	Chris Duhon	Wilson Chandler	Al Harrington	Jared Jeffries	David Lee
2010-11	Raymond Felton	Landry Fields	Danilo Gallinari	Amar'e Stoudemire	Timofey Mozgov
2011-12	Toney Douglas	Landry Fields	Carmelo Anthony	Amar'e Stoudemire	Tyson Chandler

WHEN WAS THE LAST TIME...

HISTORY

Knicks Individual

Complete Regulation Game ..... Jared Jeffries at Washington, Jan. 30, 2010
Complete Single Overtime Game ..... Walt Frazier vs. Golden State, Nov. 11, 1972
Complete Double Overtime Game ..... Walt Frazier at Philadelphia Jan. 22, 1969
50+ Points ..... Jamal Crawford vs. Miami, Jan. 26, 2007 (52)
40+ Points ..... Carmelo Anthony vs. Miami, Apr. 15, 2012 (42)
20+ Rebounds ..... David Lee at Golden State, Apr. 2, 2010 (20)
15+ Assists ..... Raymond Felton vs. Washington, Jan. 24, 2011 (15)
40-20 Game ..... Patrick Ewing vs. L.A. Clippers, Jan. 7, 1990 (44 pts, 22 reb)
30-20 ..... David Lee at Golden State, Apr. 2, 2010 (37 pts, 20 reb)
20-20 Game ..... David Lee at Golden State, Apr. 2, 2010 (37 pts, 20 reb)
Back-to-Back 40+ Point Games ..... Patrick Ewing, Mar. 24 & 27, 1990 (51 vs. Boston, 41 vs. WAS)
Buzzer-Beater ..... Steve Francis at Washington, Mar. 10, 2007 (Won, 90-89)

Knicks Team

Nine Double Figure Scorers ..... Feb. 23, 1989 vs. Charlotte
Ewing 28, Jackson 20, Oakley 15, Green 14, Tucker 12, G. Wilkins 12, Strickland 11, Newman 11, Walker 10
Eight Double Figure Scorers ..... November 15, 1997 vs. Sacramento
Starks 19, Ewing 17, Johnson 14, Houston 14, Mills 14, Oakley 11, Ward 11, Childs 10
Seven Double Figure Scorers ..... Feb. 15, 2012 vs. Sacramento
Fields 15, Novak 14, Walker 14, Shumpert 11, Stoudemire 11, Lin 10, Jeffries 10
Four 20+ Scorers ..... Apr. 17, 2012 vs. Boston (Anthony 35, Novak 25, Smith 25, Chandler 20)
Two 30+ Scorers ..... Mar. 30, 2011 vs. New Jersey (Anthony 39, Billups 33)
Two 40+ Scorers ..... Never accomplished
Four Double Figure Rebounders ..... Dec. 12, 1996 vs. Golden State
Ewing 20, Oakley 11, B. Williams 11, Johnson 10
Two Players, 10+ Assists ..... Dec. 2, 2002 vs. Cleveland
Sprewell 11, Eisley 10
20-Point Run ..... Mar. 28, 2012 vs. Orlando
(21 straight points over 5:47 span, third quarter)
Comeback From 20+ Point Deficit ..... Dec. 18, 2009 vs. L.A. Clippers
(Trailed by 20 points, 26-46, in second. Won, 95-91)

Opponents Individual/Team

50+ Points ..... Carmelo Anthony at Denver, Nov. 27, 2009 (50)
40+ Points ..... Paul Pierce vs. Boston, Apr. 17, 2012 (43)
30+ Rebounds ..... Kevin Love at Minnesota, Nov. 12, 2010 (30)
20+ Rebounds ..... Kevin Love at Minnesota, Mar. 4, 2012 (21)
20+ Assists ..... Rajon Rondo at Boston, Mar. 4, 2012 (20)
20 Point-20 Rebound Game ..... Kevin Love at Minnesota, Nov. 12, 2010 (31 pts, 31 reb)
Comeback From 20+ Point Deficit ..... at Minnesota, Nov. 12, 2010
Knicks led 78-57 in third quarter. Timberwolves won, 112-103

Knicks Miscellaneous

Triple OT Game ..... Dec. 27, 2006 vs. Detroit (won, 151-145)
Double OT Game ..... Jan. 21, 2012 vs. Denver (lost, 119-114)
Back-To-Back OT Games ..... Oct. 30 & Oct. 31, 2009
Lost at Charlotte, 102-100; lost vs. Philadelphia, 141-127
Three Games in Three Days ..... Feb. 2, 3, 4, 2012
lost Chicago, 105-102; lost at Boston, 91-89; beat New Jersey, 99-92
Three Wins in Three Days ..... Mar. 14-15-16, 1999
Beat Charlotte, 94-86; won at Milwaukee, 108-102; beat Clippers, 113-89
Note: Prior to 1998-99 season, last time Knicks played three-in-three was Mar. 14-15-16, 1985
last time Knicks won three-in-three was Feb. 6-7-8, 1981
Player Ejected ..... J.R. Smith at Indiana, Apr. 3, 2012 (flagrant foul, type 2)
Head Coach Ejected ..... Isiah Thomas at Boston, Feb. 13, 2008 (second technical)

NAISMITH MEMORIAL BASKETBALL HALL OF FAME

HISTORY

Walt Bellamy
Knicks Player 1965-69
Enshrined as a player in 1993

Bill Bradley
Knicks Player 1967-77
Enshrined as a player in 1983

Dave DeBuscherre
Knicks Player 1968-74
VP & Director of Operations 1982-86
Enshrined as a player in 1983

Patrick Ewing
Knicks Player 1985-2000
Enshrined as a player in 2008

Walt Frazier
Knicks Player 1967-77
Broadcaster 1989-Present
Enshrined as a player in 1987

Harry Gallatin
Knicks Player 1948-57
Head Coach 1965
Enshrined as a player in 1991

Tom Gola
Knicks Player 1962-66
Enshrined as a player in 1976

Red Holzman
Assistant Coach 1957-67
Head Coach 1967-77, 1978-82
General Manager 1970-75
Enshrined as a coach in 1986

Ned Irish
Founder & President 1946-74
Enshrined as a contributor in 1964

Joe Lapchick
Head Coach 1947-56
Enshrined as a coach in 1966



Jerry Lucas
Knicks Player 1971-74
Enshrined as a player in 1980

Slater Martin
Knicks Player 1956-57
Enshrined as a player in 1982

Bob McAdoo
Knicks Player 1976-79
Enshrined as a player in 2000

Dick McGuire
Knicks Player 1949-57
Head Coach 1965-67
Chief Scout & Ass. Coach 1967-78
Dir. of Scouting Serv. 1978-04
Sr. Basketball Consultant 2004-10
Enshrined as a player in 1993

Earl Monroe
Knicks Player 1971-80
Enshrined as a player in 1990

Willis Reed
Knicks Player 1964-74
Head Coach 1977-78
Special Basketball Advisor 2003-04
Enshrined as a player in 1982

Pat Riley
Head Coach 1991-95
Enshrined as a coach in 2008

Other notable Hall-of-Famers affiliated with the New York Knicks:

Kareem Abdul-Jabbar (Scout 2003-2004), enshrined as a player in 1995
Hubie Brown (Head Coach 1982-1986), enshrined as a contributor in 2005
Larry Brown (Head Coach 2005-2006), enshrined as a coach in 2002
Phil Jackson (Player 1967-1978), enshrined as a coach in 2007
Al McGuire (Knicks Player 1951-1954), enshrined as a coach in 1992
Don Nelson (Head Coach 1995-1996), enshrined as a coach in 2012
Isiah Thomas (President of Basketball Operations 2003-2006, Head Coach 2006-2008), enshrined as a player in 2000
Lenny Wilkens (Head Coach 2004-2005), enshrined as a player in 1989 and as a coach in 1998.

CURT GOWDY MEDIA AWARD

Individual	Category	Year
Curt Gowdy	Electronic	1990
Marty Glickman	Electronic	1991
Sam Goldaper	Print	1992
Leonard Lewin	Print	1993
Johnny Most	Electronic	1993
Leonard Koppett	Print	1994
Marv Albert	Electronic	1997
Hubie Brown	Electronic	2000
Dick Stockton	Electronic	2001
Bob Wolff	Electronic	2008

ALL-TIME TOP FIVE DRAFT PICKS
HISTORY

Rd	Pick	Player	2012	College
2	48	Kostas Papanikolaou		Greece

2011

Rd	Pick	Player		College
1	17	Iman Shumpert		Georgia Tech

2010

Rd	Pick	Player		College
2	38	Andy Rautins		Syracuse
2	39	Landry Fields		Stanford

2009

Rd	Pick	Player		College
1	8	Jordan Hill		Arizona

2008

Rd	Pick	Player		College
1	6	Danilo Gallinari		Italy

2007

Rd	Pick	Player		College
1	23	Wilson Chandler		DePaul

2006

Rd	Pick	Player		College
1	20	Renaldo Balkman		South Carolina
1	29	Mardy Collins		Temple

2005

Rd	Pick	Player		College
1	8	Channing Frye		Arizona
1	30	David Lee		Florida
2	54	Dijon Thompson		UCLA

2004

Rd	Pick	Player		College
2	43	Trevor Ariza		UCLA

2003

Rd	Pick	Player		College
1	9	Michael Sweetney		Georgetown
2	30	Maciej Lampe		Poland
2	39	Slavko Vranes		Montenegro

2002

Rd	Pick	Player		College
1	7	Maybyner Hilario		Brazil
2	36	Milos Vujanic		Croatia

2001

Rd	Pick	Player		College
2	39	Michael Wright		Arizona
2	43	Eric Chenowith		Kansas

2000

Rd	Pick	Player		College
1	22	Donnell Harvey		Florida
2	39	Lavor Postell		St. John's (NY)

1999

Rd	Pick	Player		College
1	15	Frederic Weis		France
2	46	J.R. Koch		Iowa

1998

Rd	Pick	Player		College
2	38	DeMarco Johnson		UNC-Charlotte
2	44	Sean Marks		California

1997

Rd	Pick	Player		College
1	25	John Thomas		Minnesota

1996

Rd	Pick	Player		College
1	18	John Wallace		Syracuse
1	19	Walter McCarty		Kentucky
1	21	Dontae Jones		Mississippi State

1995

No selections

1994

Rd	Pick	Player		College
1	24	Monty Williams		Notre Dame
1	26	Charlie Ward		Florida State

1993

No selections

1992

Rd	Pick	Player		College
1	20	Hubert Davis		North Carolina

Rd	Pick	Player	1991	College
1	12	Greg Anthony		Nevada-Las Vegas

1990

Rd	Pick	Player		College
1	17	Jerrod Mustaf		Maryland

1989

Rd	Pick	Player		College
2	50	Brian Quinnett		Washington State

1988

Rd	Pick	Player		College
1	19	Rod Strickland		DePaul
2	37	Greg Butler		Stanford
3	69	Phil Stinnie		Virginia Commonwealth

1987

Rd	Pick	Player		College
1	18	Mark Jackson		St. John's (NY)
2	25	Ron Moore		West Virginia State
3	49	Jerome Batiste		McNeese State
4	71	Mike Morgan		Drake
5	95	Glen Clem		Vanderbilt

1986

Rd	Pick	Player		College
1	5	Kenny Walker		Kentucky
2	47	Michael Jackson		Georgetown
4	71	Calvin Thompson		Kansas
5	94	Jerome Mincy		Alabama-Birmingham
6	117	Mark Wade		Michigan

1985

Rd	Pick	Player		College
1	1	Patrick Ewing		Georgetown
2	47	Gerald Wilkins		Tenn.-Chattanooga
4	73	Fred Cofield		Eastern Michigan
5	96	Mike Schlegel		VA. Commonwealth
6	119	Kent Lockhart		Texas-El Paso

1984

Rd	Pick	Player		College
3	64	Curtis Green		Southern Mississippi
4	87	Bob Thornton		California-Irvine
6	133	Eddie Lee Wilkins		Gardner-Webb
7	156	Ken Bannister		St. Augustine
8	179	Ricky Tunstall		Youngstown State

1983

Rd	Pick	Player		College
1	12	Darrell Walker		Arkansas
4	82	Mark Jones		St. Bonaventure
5	105	Troy Lee Mikell		E. Tennessee State
6	128	Tony Simms		Boston University
7	151	Desi Barmore		Fresno State

1982

Rd	Pick	Player		College
1	6	Trent Tucker		Minnesota
2	29	Scott Hastings		Arkansas
2	34	Vince Taylor		Duke
3	52	Dan Caldwell		Washington
3	57	Craig Tucker		Illinois

1981

Rd	Pick	Player		College
2	40	Greg Cook		Louisiana State
3	57	Frank Brickowski		Penn State
3	63	Wayne McCoy		St. John's (NY)
4	86	Alex Bradley		Villanova
5	109	Jim Wright		Rhode Island

1980

Rd	Pick	Player		College
1	12	Mike Woodson		Indiana
2	36	DeWayne Scales		Louisiana State
3	58	Kurt Rambis		Santa Clara
4	82	Joe Chrnelich		Wisconsin
5	104	William Carey		Albright

Rd	Pick	Player	1979	College
1	3	Bill Cartwright		San Francisco
1	9	Larry Demic		Arizona
1	21	Sly Williams		Rhode Island
2	27	Reggie Carter		St. John's (NY)
2	34	Kim Goetz		San Diego State

1978

Rd	Pick	Player		College
1	4	Micheal Ray Richardson		Montana
2	32	John Rudd		McNeese State
2	34	Greg Bunch		Cal State - Fullerton
3	55	Marc Iavaroni		Virginia
4	79	Erving Giddings		Dayton

1977

Rd	Pick	Player		College
1	10	Ray Williams		Minnesota
2	26	Glen Gondrezick		Nevada-Las Vegas
2	32	Toby Knight		Notre Dame
3	54	Lloyd McMillian		Long Beach State
4	76	Steve Hayes		Idaho State

1976

Rd	Pick	Player		College
2	25	Lonnie Shelton		Oregon State
3	41	John McGill		Alcorn State
4	57	Rich Bullock		Texas Tech
5	76	Beaver Smith		St. John's (NY)
6	93	Joe Jones		Grambling

1975

Rd	Pick	Player		College
1	9	Eugene Short		Jackson State
2	26	Luther Burden		Utah
3	46	John Ramsey		Seton Hall
4	63	David Vaughn		Oral Roberts
5	80	Don Washington		North Carolina

1974

Rd	Pick	Player		College
2	32	Jesse Dark		VA. Commonwealth
3	50	Rudy Jackson		Hutchinson JC
4	68	Roy Ebron		Southwest Louisiana
5	86	Greg Jackson		Guilford
6	104	Terry Mikan		St. Thomas

1973

Rd	Pick	Player		College
1	14	Mel Davis		St. John's (NY)
2	28	Pat McFarland		St. Joseph's
3	49	Allie McGuire		Marquette
4	66	George Karl		North Carolina
5	83	Dennis Bell		Drake

1972

Rd	Pick	Player		College
1	8	Tom Riker		South Carolina
3	41	Ansley Truitt		California
4	58	Henry Bibby		UCLA
5	74	Bob Ford		Purdue
6	91	Greg Cleuss		St. John's (NY)

1971

Rd	Pick	Player		College
1	16	Dean Meminger		Marquette
2	34	Gregg Northington		Alabama State
3	50	Ken Mayfield		Tuskegee
4	67	Steve Niles		Texas A&M
6	101	Bill Mainor		Fordham

1970

Rd	Pick	Player		College
1	17	Mike Price		Illinois
2	34	Howie Wright		Austin Peay
3	51	Al Williams		Drake
4	68	John Marren		Manhattan
5	85	Jim Oxley		Army

ALL-TIME TOP FIVE DRAFT PICKS
HISTORY

Rd	Pick	Player	1969	College
1	11	John Warren		St. John's (NY)
2	26	Bill Bunting		North Carolina
3	40	Ed Mast		Temple
4	54	Elnardo Webster		St. Peter's
5	68	Gene Littles		High Point

1968

Rd	Pick	Player		College
1	10	Bill Hosket		Ohio State
3	30	Don May		Dayton
4	44	Warren Armstrong		Wichita State
5	58	Hal Booker		Cheney State
6	72	Brian Brunkhorst		Marquette

1967

Rd	Pick	Player		College
1	5	Walt Frazier		Southern Illinois
2	17	Phil Jackson		North Dakota
3	24	Gary Gregor		South Carolina
4	36	Keith Swagerty		Pacific
5	48	Barry Leibowitz		Long Island

1966

Rd	Pick	Player		College
1	1	Cazzie Russell		Michigan
2	11	Henry Akin		Morehead State
3	21	Stewart Johnson		Murray State
4	31	Lee DeFore		Auburn
5	41	Ron Jackson		Clark

1965

Rd	Pick	Player		College
1	T	Bill Bradley		Princeton
2	7	Dave Stallworth		Wichita State
2	10	Hal Blevins		Arkansas A&M
3	15	Dick Van Arsdale		Indiana
4	24	Barry Clemens		Ohio Wesleyan

1964

Rd	Pick	Player		College
1	1	Jim Barnes		Texas Western
2	8	Willis Reed		Grambling
2	13	Howard Komives		Bowling Green
3	17	Brian Generalovich		Pittsburgh
4	26	Fred Crawford		St. Bonaventure

1963

Rd	Pick	Player		College
1	1	Art Heyman		Duke
2	9	Jerry Harkness		Loyola (IL)
3	18	Bill O'Connor		Canisius
4	27	Nate Cloud		Delaware
5	36	Joe McDermott		Belmont Abbey

1962

Rd	Pick	Player		College
1	2	Paul Hogue		Cincinnati
2	9	John Rudometkin		USC
3	18	Bobby Rascoe		Western Kentucky
4	27	Cliff Luyk		Florida
5	36	Bob Burgess		Marshall

1961

Rd	Pick	Player		College
1	2	Tom Stith		St. Bonaventure
2	10	Whitey Martin		St. Bonaventure
3	24	Tony Jackson		St. John's (NY)
4	33	George Blaney		Holy Cross
5	42	Bill Smith		St. Peter's

1960

Rd	Pick	Player		College
1	3	Darrall Imhoff		California
2	10	Dave Budd		Wake Forest
2	11	Kelly Coleman		Kentucky Wesleyan
3	19	Bob McNeill		St. Joseph's (PA)
5	35	Charles McNeil		Maryland

Rd	Pick	Player	1959	College
1	6	Johnny Green		Michigan State
3	22	Bob Anderegg		Michigan State
4	30	Johnny Cox		Michigan State
5	38	Herb Busch		Virginia
6	46	Bucky McDonald		Geo. Washington

1958

Rd	Pick	Player		College
1	3	Mike Farmer		San Francisco
1	4	Pete Brennan		North Carolina
2	12	Joe Quigg		North Carolina
3	19	John Lee		Yale
4	25	John Cox		Kentucky

1957

Rd	Pick	Player		College
1	5	Brendan McCann		St. Bonaventure
2	13	Larry Friend		California
3	21	Gary Clark		Syracuse
4	29	Rayford Wells		Lenoir Rhyne
5	37	Lee Marshall		Washington & Lee

1956

Rd	Pick	Player		College
1	4	Ronnie Shavlik		North Carolina State
2		Gary Bergen		Utah
3		Jerry Harper		Alabama
4		Ronnie Mayer		Duke
5		Joe Sexton		Purdue

1955

Rd	Pick	Player		College
1	5	Ken Sears		Santa Clara
2	13	Jerry Mullen		San Francisco
3	21	Guy Sparrow		Detroit
4	29	Ed Cole		Creighton
5	37	Denver Brackeen		Mississippi

Rd	Pick	Player	1954	College
1	8	Jack Turner		Western Kentucky
2	17	Richie Guerin		Iona
3	26	Don Anielak		SW Missouri
4	35	Don Lange		Navy
5	44	Jesse Priscock		Kansas State
6		Ron Rivers		Wyoming
7		Solly Walker		St. John's

1953

Rd	Pick	Player		College
1	8T	Walter Dukes		Seton Hall
2		Buddy Ackerman		Long Island
3		Neil Gordon		Furman
4		Tom Bishop		Mississippi Southern
5		Robert Santini		Iona

1952

Rd	Pick	Player		College
1	6	Ralph Polson		Whitworth
		Roy Belliveau		Seton Hall
		Dick Bunt		New York University
		Bert Cook		Utah State
		Ben Gibson		St. Mary's (CA)
		Bud Julian		SW Missouri State
		Paul Sullivan		Alabama
		Dick Surhoff		Long Island

1951

Rd	Pick	Player		College
1	6	Ed Smith		Harvard
2	16	Roland Minson		Brigham Young
3	26	Joe Luchi		Cincinnati
4	36	Lloyd Sanstrom		St. Thomas
5	46	Tom Smith		St. Peter's
6	56	Al McGuire		St. John's (NY)

Rd	Pick	Player	1950	College
1	7	Irwin Dambrot		CCNY
2		Herb Scherer		Long Island
3		Stan Weber		Bowling Green
4		Joe Ossola		St. Louis
5		Dick Barnes		San Diego State

1949

Rd	Pick	Player		College
1	8	Dick McGuire		St. John's (NY)
2		Harry Donovan		Muhlenberg
3		Ernie Vandeweghe		Colgate
		Bill Kleine		Missouri Valley
		Don Bagley		Notre Dame

1948

Rd	Pick	Player		College
1	4	Dolph Schayes		New York University
		Gene Berce		Marquette
		Leland Byrd		West Virginia
		Harry Gallatin		NE Missouri State
		Keith Grimes		East Central State
		Melvin McGaha		Arkansas
		Ed Peterson		Cornel
		Goebel Ritter		Eastern Kentucky
		Richard Shrider		Ohio
		John Stanisch		UCLA

1947

Rd	Pick	Player		College
1	5	Dick Holub		Long Island
		Tom Tomlinson		Southern Methodist
		Garland Head		Texas Tech
		Carl Reichert		Findlay
		Ray Evans		Kansas
		Andy Duncan		William & Mary
		Ed Golub		Norfolk Naval Training Center
		Ron Livingston		St. Mary's (CA)
		Dan Miller		St. Louis
		Wat Misaka		Utah



NUMERICAL ROSTER
HISTORY

Forty-eight different jersey numbers have been worn by 418 players in the franchise's 66-year history. Thirty-one players have worn more than one number, represented by a superscript. Years listed are the seasons the player wore that number.

No. 0

Larry Hughes.....2009-10

No. 1

Ken Bannister.....1984-86
Billy Donovan.....1987-88
Maurice Cheeks.....1989-91
Chris Childs.....1996-01
Anfernee Hardaway....2003-06
Steve Francis.....2006-07
Chris Duhon.....2008-10
Amar'e Stoudemire.....2010-12

No. 2

Rory Sparrow.....1982-88
Greg Anthony[50].....1991-92
Monty Williams.....1994-96
Larry Johnson.....1996-01
Keith Van Horn.....2003-04
Jamison Brewer.....2004-05
Maurice Taylor.....2004-06
Fred Jones.....2007-08
Tim Thomas[5].....2008-09
Nate Robinson[4].....2009-10
Raymond Felton.....2010-11
Derrick Brown.....2010-11
Landry Fields[6].....2011-12

No. 3

Bob Cluggish.....1946-47
Irv Rothenberg.....1948-49
Dick Bunt.....1952-53
Buddy Ackerman.....1953-54
Bob Knight.....1954-55
Brendan McCann.....1957-60
Phil Rollins.....1960-61
Al Butler.....1961-64
Dave Deutsch.....1966-67
Ken Green.....1985-86
Rick Carlisle.....1987-89
John Starks.....1990-98
Dennis Scott.....1998-99
Stephon Marbury.....2003-09
Tracy McGrady.....2009-10
Shawne Williams.....2010-11

No. 4

Frido Frey.....1946-47
Nat Militzok.....1946-47
Carl Braun.....1947-50
1952-61
Art Heyman.....1963-65
Dick Van Arsdale[5].....1965-66
Fred Crawford.....1966-68
Darrell Walker.....1983-86
Johnny Newman.....1987-90
Carlton McKinney.....1991-92
Anthony Bonner.....1993-95
Scott Brooks.....1996-97
Ben Davis.....1997-99
DeMarco Johnson.....1999-00
Howard Eisley.....2001-04
DerMarr Johnson.....2004
Nate Robinson[2].....2005-09
J.R. Giddens.....2009-10
Anthony Randolph.....2010-11
Chauncey Billups.....2010-11

No. 5

Ralph Kaplowitz.....1946-47
Frank Mangiapane.....1946-47
Paul Noel.....1947-50
Max Zaslofsky[10].....1950-51
Jerry Fleishman.....1952-53
Bert Cook.....1954-55
Bob Santini.....1955-56
Guy Sparrow.....1957-58
Jack George.....1958-61
Doug Kistler.....1961-62
Gene Conley.....1962-64
Dick Van Arsdale[4].....1966-68
Don May.....1968-70
Mike Price.....1970-72
Jim McMillian.....1976-78
Tim Thomas[2].....2003-05
Jalen Rose.....2006
Randolph Morris.....2007-08
Joe Crawford.....2008-09
Bill Walker.....2009-11

No. 6

Ossie Schectman.....1946-47
Sid Tannenbaum.....1947-49
Connie Simmons[18].....1949-50
Ray Ellefson.....1950-51
George Kaftan[17].....1951-52
Ralph Polson.....1952-53
Gene Shue[7,21].....1954-55
Walter Dukes.....1955-56
Willie Naulls.....1956-63
Tom Gola.....1962-66
Mike Riordan.....1968-72
Tom Riker.....1972-75
Tom Barker.....1978-79
Trent Tucker.....1982-91
Charles Smith[54].....1995-96
Matt Fish.....1995-96
Mirsad Turkcan.....1998-00
Qyntel Woods.....2005-06
Landry Fields[2].....2010-12
Tyson Chandler.....2011-12

No. 7

Stan Stutz.....1946-48
Dick Shrider.....1948-49
Ray Lumpp.....1948-53
Gene Shue[6,21].....1955-56
Slater Martin.....1956-57
Larry Friend.....1957-58
Jerry Bird.....1958-59
Bob McNeill.....1960-61
Whitey Martin.....1961-62
Jack Foley.....1962-63
Emmette Bryant.....1964-68
Dean Meminger.....1971-74
1976-77
Greg Jackson.....1974-75
Butch Carter.....1984-86
Gerald Henderson.....1986-88
Kenny Walker[34].....1988-91
Kennard Winchester[20].1991-92
Corey Gaines.....1993-94
Doug Christie[35].....1994-95
J.R. Reid.....1995-96
Chris Jent.....1996-97
Brooks Thompson.....1997-98
Lavor Postell.....2000-03
Channing Frye.....2005-07
Al Harrington.....2008-10
Carmelo Anthony.....2010-12

No. 8

Sonny Hertzberg.....1946-48
Mel McGaha.....1948-49
Nat Clifton[19].....1951-57
Phil Jordon[18].....1960-62
Mike Farmer.....1958-61
Tom Stith.....1962-63
Walt Bellamy.....1965-69
Dave DeBusschere[22]...1968-69
Lonnie Shelton.....1976-78
Vince Taylor.....1982-83
Ronnie Cavenall.....1984-85
Brad Wright.....1986-87
Pete Myers.....1988-90
1997-98
Latrell Sprewell.....1998-03
Jermaine Jackson.....2004-05
Ime Udoka.....2005-06
Danilo Gallinari.....2008-11

No. 9

Leo Gottlieb.....1946-48
Ernie Vandeweghe[18]....1949-54
Fred Christ.....1954-55
Bob Peterson.....1954-56
Richie Guerin.....1956-64
Bob Duffy.....1963-64
Dave Stallworth.....1965-67
1969-72
1974-75
Butch Beard.....1975-79
Randy Smith.....1981-82
Tony Campbell.....1992-94
Rick Brunson[11].....1998-99
Matt Barnes.....2005
Chris Wilcox.....2009
Jonathan Bender.....2009-10
Jared Jeffries[20].....2010-12

No. 10

Bob Fitzgerald.....1946-47
Bob Mullens.....1946-47
Goebel Ritter.....1948-51
Max Zaslofsky[5].....1951-53
Jim Baechtold.....1953-57
Mel Hutchins.....1957-58
Dave Budd.....1960-65
Barry Clemens.....1965-66
Henry Akin.....1966-67
Walt Frazier.....1967-77
(# retired on Dec. 15, 1979)

No. 11

Forest Weber.....1946-47
Dick Holub.....1947-48
Harry Gallatin.....1948-57
Johnny Green.....1959-66
Neil Johnson.....1966-68
Jesse Dark.....1974-75
Bob McAdoo.....1976-79
Stewart Granger.....1986-87
Sedric Toney.....1987-88
Tony White.....1987-88
Rod Strickland.....1988-90
Derek Harper.....1993-96
Rick Brunson[9].....1999-01
Jamal Crawford.....2004-08
Marcus Landry.....2009-10
Andy Rautins.....2010-11

No. 12

John Murphy.....1946-47
Hank Rosenstein.....1946-47
Ray Kuka.....1947-49
Vince Boryla.....1949-54
Don Anielak.....1954-55
Paul Hoffman.....1954-55
Kenny Sears[20].....1955-61
Cleveland Buckner.....1961-63
Bill McGill.....1963-64
Dick Barnett.....1965-74
(# retired on Mar. 10, 1990)

No. 13

Ray Williams.....1977-81
1983-84
Ed Sherod.....1982-83
Mark Jackson[31].....1987-92
2001-02
Anthony Bowie.....1997-98
Luc Longley.....2000-01
Nazr Mohammed.....2003-05
Malik Rose.....2005-06
Jerome James[31].....2006-09
Sergio Rodriguez.....2009-10
Shelden Williams.....2010-11

No. 14

Tommy Byrnes.....1946-49
Gene James.....1948-51
Sherwin Raiken.....1952-53
Ed Smith.....1953-54
Herman Heddrick.....1954-55
Ron Shavlik[16].....1956-57
Charlie Tyra.....1957-61
Ed Burton.....1961-62
Paul Hogue.....1962-64
Bob Boozer.....1963-65
Cazzie Russell[33].....1966-68
Dick Garrett.....1973-74
Luther Burden.....1976-78
Ron Behagen.....1978-79
Mike Newlin.....1981-82
Chris McNealy.....1985-88
Greg Grant.....1990-91
Anthony Mason.....1991-96
Chris Dudley.....1997-00
Cezary Trybanski.....2003-04
Bruno Sundov[41].....2004-05
Ronny Turiaf.....2010-11

No. 15

Aud Brindley.....1946-47
Dick Murphy.....1946-47
Wat Misaka.....1947-48
Dick McGuire.....1949-57
Frank Selvy.....1958-59
Cal Ramsey.....1959-60
William Bell.....1959-61
George Blaney.....1961-62
Johnny Egan.....1963-66
Earl Monroe[33, 21].....1971-80
(# retired on Mar. 1, 1986 for Monroe & Mar. 14, 1992 for McGuire)

No. 16

Bud Palmer.....1946-49
Harry Donovan.....1949-50
Tony Lavelli.....1950-51
Al McGuire.....1951-54
Jack Turner.....1954-55
Ron Shavlik[14].....1957-58
Pete Brennan.....1958-59
Bill Smith.....1961-62
Howard Komives.....1964-69
John Warren.....1969-70
Charlie Paulk.....1971-72
Allie McGuire.....1973-74
Ken Mayfield.....1975-76
Bo Kimble.....1992-93
Steve Novak.....2011-12

No. 17

Bill Van Breda Kolff.....1946-50
George Kaftan[6].....1950-51
Dick Surhoff.....1952-53
Fred Schaus.....1953-54
Chuck Grigsby.....1954-55
Dick Atha.....1955-56
Ron Sobieszczyk.....1956-60
Dick Garmaker[18].....1960-61
Sam Stith.....1961-62
Nate Bowman.....1967-70
Henry Bibby.....1972-75
Jeremy Lin.....2011-12

No. 18

Joe Colone.....1948-49
Connie Simmons[6].....1950-54
Ernie Vandeweghe[9].....1955-56
Gary Bergen.....1956-57
Phil Jordon[8].....1956-58
Art Spoelstra.....1957-58
Bob Anderegg.....1959-60
Dick Garmaker[17].....1959-60
Darrall Imhoff.....1960-62
John Rudometkin.....1962-65
Wayne Molis.....1966-67
Phil Jackson.....1967-78
Ernie Grunfeld.....1982-86
Ray Tolbert.....1987-88
Mouhamed Sene.....2008-09
Roger Mason, Jr.....2010-11

No. 19

Lee Knorek.....1946-49
Ed Bartels.....1949-50
Nat Clifton[8].....1950-51
Herb Scherer.....1951-52
Joe Smyth.....1953-54
Ray Felix.....1954-60
Jim Palmer.....1959-61
Donnis Butcher.....1961-64
Willis Reed.....1964-74
(# retired on Oct. 21, 1976)

No. 20

Kenny Sears[12].....1962-63
Bill Hosket.....1968-70
Eugene Short.....1975-76
Micheal Ray Richardson.....
1978-82
James Bailey.....1984-86
Carey Scurry.....1987-88
Kennard Winchester[7]..1991-92
Rolando Blackman.....1992-94
Ronnie Grandison[35].....1995-96
Allan Houston.....1996-05
Jared Jeffries[9].....2006-10
Mike Bibby.....2011-12

No. 21

Gene Shue[6,7].....1954-63
Jerry Harkness.....1963-64
Barry Kramer.....1964-65
Earl Monroe[15,33].....1972-73
Campy Russell.....1980-82
Leonard Robinson[23].....1983-85
Gerald Wilkins.....1985-92
Charlie Ward.....1994-04
Trevor Ariza.....2004-06
Wilson Chandler.....2007-11
Iman Shumpert.....2011-12

No. 22

Bob Nordmann.....1962-64
Jim Barnes.....1964-66
Dave DeBusschere[8].....1968-74
(# retired on Mar. 24, 1981)

No. 23

Tom Hoover.....1963-65
Jim Caldwell.....1967-68
Luther Rackley[43].....1971-73
Geoff Huston.....1979-80
Maurice Lucas.....1981-82
Leonard Robinson[21].....1982-83
Bob Thornton.....1985-88
Brian Quinnett.....1989-92
Gary Grant.....1995-96
Marcus Camby.....1998-02
Quentin Richardson.....2005-09
Toney Douglas.....2009-12

No. 24

Len Chappell.....1963-66
Bill Bradley.....1967-77
(# retired on Feb. 18, 1984)

No. 25

Milt Williams.....1970-71
Jim Barnett.....1974-77
Bill Cartwright.....1979-88
Glenn Rivers.....1992-95
Erick Strickland.....2000-01
Larry Robinson.....2001-02
Moochie Norris.....2003-05
Mardy Collins.....2006-08
Cheikh Samb.....2008-09
Timofey Mozgov.....2010-11
Anthony Carter.....2010-11

No. 26

Eddie Mast.....1970-72
Mike Davis.....1982-83
William Martin.....1986-87
McKinley Singleton.....1986-87
David Wingate.....1998-00
Kelvin Cato.....2006-07

No. 27 – None

No. 28

Andrew Lang.....1999-00

No. 29 – None

No. 30

Greg Bunch.....1978-79
Alex Bradley.....1981-82
Bernard King.....1982-87
Frank Williams.....2002-04
Earl Barron.....2009-10

No. 31

Mel Davis.....1973-77
DeWayne Scales.....1980-82
Mark Jackson[13].....2000-01
Jerome Williams.....2004-05
Jerome James.....2005-06
Malik Rose[13].....2006-09
Darko Milicic.....2009-10

No. 32

Jerry Lucas.....1971-74
Jerrod Mustaf.....1990-91
Xavier McDaniel.....1991-92
Herb Williams.....1992-99
Othella Harrington.....2000-04
Antonio Davis.....2005-06
Renaldo Balkman.....2006-08
2010-12

No. 33

Cazzie Russell[14].....1968-71
Earl Monroe[15,21].....1971-72
Sly Williams.....1979-83
Patrick Ewing.....1985-00
(# retired on Feb. 28, 2003)

No. 34

Greg Fillmore.....1970-72
Mike Glenn.....1978-81
Eddie Lee Wilkins[45].....1984-85
Kenny Walker[7].....1986-88
Charles Oakley.....1988-98
Antonio McDyess.....2003-04
Eddy Curry.....2005-11

No. 35

Dennis Layton.....1976-77
Jim Cleamons.....1977-80
Reggie Carter.....1980-82
Fred Cofield.....1985-86
James Donaldson.....1991-92
Gerald Paddio.....1993-94
Doug Christie[7].....1995-96
Ronnie Grandison[20].....1994-95
Terry Cummings.....1997-98
Clarence Weatherspoon.....
2001-04
Demetris Nichols.....2008-09

No. 36 – None

No. 37 – None

No. 38 – None

No. 39 – None

No. 40

John Gianelli.....1972-77
Marvin Webster.....1978-86
Stuart Gray.....1989-91
Tim McCormick[44].....1991-94
Greg Kite.....1994-95
Willie Anderson.....1995-96
Walter McCarty.....1996-97
Kurt Thomas.....1998-05

No. 41

Neal Walk.....1974-77
Rudy Macklin.....1983-84
Patrick Eddie.....1991-92
Etdrick Bohannon.....1999-00
Glen Rice.....2000-01
Bruno Sundov[14].....2003-04

No. 42

Eddie Miles.....1971-72
Spencer Haywood.....1975-79
Larry Demic.....1979-82
Scott Hastings.....1982-83
Pat Cummings.....1984-88
Eric Anderson.....1992-94
Chris Mills.....1997-98
Vin Baker.....2003-05
David Lee.....2005-10

No. 43

Luther Rackley[23].....1971-72
Harthorne Wingo.....1972-76
Toby Knight.....1977-82
Chris Mills.....1997-98
Jordan Hill.....2009-10

No. 44

Larry Fogle.....1975-76
Glen Gondrezick.....1977-79
Mike Woodson.....1980-81
Paul Westphal.....1981-83
Len Elmore.....1983-84
Jawann Oldham.....1986-87
Sidney Green.....1987-89
Tim McCormick[40].....1991-92
Hubert Davis.....1992-96
John Wallace.....1996-00
Travis Knight.....2000-03
Courtney Sims.....2008-09
Jerome Jordan.....2011-12

No. 45

Hollis Copeland.....1979-82
Eric Fernsten.....1983-84
Eddie Lee Wilkins[34].....1986-87
1988-91
Jackie Butler.....2004-06

No. 46

Dennis Bell.....1973-76

No. 47 – None

No. 48 – None

No. 49

Shandon Anderson.....2001-05

No. 50

Joe C. Meriweather.....1978-80
Greg Anthony[2].....1992-95
Felton Spencer.....2000-02
Michael Sweetney.....2003-05
Zach Randolph.....2007-08
Eddie House.....2009-10
Dan Gadzuric.....2012

No. 51

Michael Doleac.....2002-04

No. 52

Tom McMillen.....1976-77
John Rudd.....1978-79
Buck Williams.....1996-98

No. 53 – None

No. 54

Howard Porter.....1974-75
Greg Butler.....1988-90
Charles Smith[6].....1992-95
Brad Lohaus.....1995-96
Lee Nailon.....2002-03

No. 55

Louis Orr.....1982-88
Kiki Vandeweghe.....1988-92
Dikembe Mutombo.....2003-04
Josh Harrellson.....2011-12

No. 85

Baron Davis.....2011-12

AWARD WINNERS
HISTORY

NBA Most Valuable Player (Maurice Podoloff Trophy)

1969-70 ..... Willis Reed

NBA Rookie of the Year (Eddie Gottlieb Trophy)

1964-65 ..... Willis Reed
1985-86 ..... Patrick Ewing
1987-88 ..... Mark Jackson

NBA Sixth Man of the Year

1994-95 ..... Anthony Mason
1996-97 ..... John Starks

NBA Finals MVP

1970 ..... Willis Reed
1973 ..... Willis Reed

NBA All-Star MVP

1970 ..... Willis Reed
1975 ..... Walt Frazier

NBA Coach of the Year (Red Auerbach Trophy)

1969-70 ..... Red Holzman
1992-93 ..... Pat Riley

J. Walter Kennedy Citizenship Award

1980-81 ..... Mike Glenn
1985-86 ..... Rory Sparrow

NBA Sportsmanship Award Atlantic Divisional Winner

1996-97 ..... Buck Williams
1997-98 ..... Allan Houston
2002-03 ..... Allan Houston
2011-12 ..... Jeremy Lin

All-NBA Team Selection

1947-48 Carl Braun ..... Second Team
1950-51 Dick McGuire ..... Second Team
1953-54 Harry Gallatin ..... First Team
Carl Braun ..... First Team
1954-55 Harry Gallatin ..... Second Team
1958-59 Richie Guerin ..... Second Team
1959-60 Richie Guerin ..... Second Team
1961-62 Richie Guerin ..... Second Team
1966-67 Willis Reed ..... Second Team
1967-68 Willis Reed ..... Second Team
1968-69 Willis Reed ..... Second Team
Dave DeBusschere ..... Second Team
1969-70 Willis Reed ..... First Team
Walt Frazier ..... First Team
1970-71 Willis Reed ..... Second Team
Walt Frazier ..... Second Team
1971-72 Walt Frazier ..... First Team
1972-73 Walt Frazier ..... Second Team
1973-74 Walt Frazier ..... First Team
1974-75 Walt Frazier ..... First Team
1983-84 Bernard King ..... First Team
1984-85 Bernard King ..... First Team
1987-88 Patrick Ewing ..... Second Team
1988-89 Patrick Ewing ..... Second Team
1989-90 Patrick Ewing ..... First Team
1990-91 Patrick Ewing ..... Second Team
1991-92 Patrick Ewing ..... Second Team
1992-93 Patrick Ewing ..... Second Team
1996-97 Patrick Ewing ..... Second Team
2010-11 Amar'e Stoudemire ..... Second Team
2011-12 Carmelo Anthony ..... Third Team
2011-12 Tyson Chandler ..... Third Team

NBA All-Rookie Teams

1963-64 ..... Art Heyman
1964-65 ..... Willis Reed, Jim Barnes, Howard Komives
1965-66 ..... Dick Van Arsdale
1966-67 ..... Cazzie Russell
1967-68 ..... Walt Frazier, Phil Jackson
1979-80 ..... Bill Cartwright
1983-84 ..... Darrell Walker
1985-86 ..... Patrick Ewing
1987-88 ..... Mark Jackson
1988-89 ..... Rod Strickland (2nd)
2005-06 ..... Channing Frye (1st)
2010-11 ..... Landry Fields (1st)
2011-12 ..... Iman Shumpert (1st)

NBA All-Defensive Teams

1968-69 Dave DeBusschere ..... First Team
Walt Frazier ..... First Team
1969-70 Dave DeBusschere ..... First Team
Walt Frazier ..... First Team
Willis Reed ..... First Team
1970-71 Dave DeBusschere ..... First Team
Walt Frazier ..... First Team
1971-72 Dave DeBusschere ..... First Team
Walt Frazier ..... First Team
1972-73 Dave DeBusschere ..... First Team
Walt Frazier ..... First Team
1973-74 Dave DeBusschere ..... First Team
Walt Frazier ..... First Team
1974-75 Walt Frazier ..... First Team
1979-80 Micheal Ray Richardson ..... First Team
1980-81 Micheal Ray Richardson ..... First Team
1987-88 Patrick Ewing ..... Second Team
1988-89 Patrick Ewing ..... Second Team
1991-92 Patrick Ewing ..... Second Team
1992-93 John Starks ..... Second Team
1993-94 Charles Oakley ..... First Team
1997-98 Charles Oakley ..... Second Team
2011-12 Tyson Chandler ..... Second Team

NBA Player of the Month

Bernard King ..... Feb. 1984
Patrick Ewing ..... Apr. 1989
Patrick Ewing ..... Nov. 1989
Patrick Ewing ..... Mar. 1993
Patrick Ewing ..... Jan. 1994
Patrick Ewing ..... Jan. 1995
Carmelo Anthony (East) ..... Apr. 2012

NBA Rookie of the Month

Patrick Ewing ..... Nov. 1985
Patrick Ewing ..... Jan. 1986
Mark Jackson ..... Feb. 1988
Mark Jackson ..... Dec. 1987
Mark Jackson ..... Nov. 1987
Channing Frye (East) ..... Nov. 2005
Landry Fields (East) ..... Nov. 2010
Landry Fields (East) ..... Dec. 2010

NBA Coach of the Month

Pat Riley ..... Mar. 1994
Stu Jackson ..... Dec. 1989
Hubie Brown ..... Feb. 1983

Bausch & Lomb "Court Vision" Award

Derek Harper ..... Nov. 1994

NBA Community Assist Award

Jamal Crawford ..... Oct. 2007
Jerome Williams ..... May 2005
Stephon Marbury ..... Aug. 2004
Kurt Thomas ..... Jun. 2004
Allan Houston ..... Apr. 2003
Charlie Ward ..... Dec. 2000

NBA Player of the Week

Player	Week Ending
Bernard King	Feb. 6, 1984
Bernard King	Nov. 26, 1984
Patrick Ewing	Nov. 18, 1985
Patrick Ewing	Dec. 29, 1986
Patrick Ewing	Nov. 28, 1988
Patrick Ewing	Feb. 27, 1989
Patrick Ewing	Dec. 4, 1989
Gerald Wilkins	Mar. 4, 1991
Patrick Ewing	Jan. 6, 1992
Mark Jackson	Mar. 30, 1992
Patrick Ewing	Mar. 21, 1993
Patrick Ewing	Jan. 24, 1993
Patrick Ewing	Dec. 20, 1992
Patrick Ewing	Jan. 16, 1994
Patrick Ewing	Jan. 22, 1995
Patrick Ewing	Mar. 9, 1997
Kurt Thomas (East)	Mar. 10, 2002
Allan Houston (East)	Feb. 16, 2003
Dikembe Mutombo (East)	Nov. 30, 2003
Stephon Marbury (East)	Jan. 18, 2004
Stephon Marbury (East)	Jan. 2, 2005
Jamal Crawford (East)	Apr. 9, 2006
Al Harrington (East)	Dec. 14, 2008
David Lee (East)	Feb. 1, 2009
Amar'e Stoudemire (East)	Nov. 21, 2010
Amar'e Stoudemire (East)	Dec. 5, 2010
Carmelo Anthony (East)	Apr. 3, 2011
Carmelo Anthony (East)	Apr. 10, 2011
Jeremy Lin (East)	Feb. 12, 2012

Madison Square Garden Walk of Fame (Established 1992)

Bill Bradley 1992
Willis Reed 1992
Red Holzman 1992
Joe Lapchick 1992
Walt Frazier 1996
Patrick Ewing 1996
Marv Albert 1996
Dave DeBusschere 1997
Earl Monroe 1998
Dick McGuire 2003
Bob Wolff 2003

Madison Square Garden Hall of Fame (Established 1968)

Ned Irish
Bill Bradley
Dave DeBusschere
Walt Frazier
Richie Guerin
Jerry Lucas
Dick McGuire
Willis Reed
Red Holzman
Joe Lapchick
Tom Gola

NBA at 50 Celebration

Fifty Greatest Players in NBA History (announced on Oct. 29, 1996)

Dave DeBusschere
Patrick Ewing
Walt Frazier
Jerry Lucas
Earl Monroe
Willis Reed

Ten Greatest Coaches in NBA History

Red Holzman
Don Nelson
Pat Riley
Lenny Wilkens

Ten Greatest Teams in NBA History

1969-70 World Champion
New York Knickerbockers

New York City Basketball Hall of Fame "The City Game"

Dick McGuire 1990
Red Holzman 1991
Fuzzy Levane 1991
Lenny Wilkens 1991
Marty Glickman 1992
Richie Guerin 1992
Sonny Hertzberg 1992
Joe Lapchick 1992
Willis Reed 1992
Sid Tanenbaum 1993
Max Zaslofsky 1993
Ernie Grunfeld 1994
Bernard King 1994
Al McGuire 1994
Cal Ramsey 1994
Ossie Schectman 1994
1969-70 NBA Championship Team 1995
Marv Albert 1996
Jerry Fleishman 1996
Mel Davis 1998
Ray Lumpp 1998
Dean Meminger 1998
Frank Layden 1998
Sidney Green 1999
Tom Stith 1999
Rolando Blackman 2000
John F.X. Condon 2000
Ralph Kaplowitz 2000
Len Elmore 2001
Mark Jackson 2006
Rick Pitino 2006
Al Bianchi 2007
Hank Rosenstein 2007
Bob Wolff 2007
Rod Strickland 2008
John Andariese 2009
Spencer Ross 2009
Anthony Mason 2010
George Kalinsky 2010
Donnie Walsh 2011
John Warren 2011
Mike Saunders 2011
Ray Felix 2012
Connie Simmons 2012

ALL-STAR GAME PARTICIPANTS
HISTORY

Year	City	Player	Min	Reb	Ast	Pts
1951	Boston	Vince Boryla		2	2	9
		Harry Gallatin		5	2	5
		Dick McGuire		5	10	6
1952	Boston	Max Zaslofsky	25	4	2	11
		Harry Gallatin	22	9	3	7
		Dick McGuire	18	1	4	1
1953	Fort Wayne	Harry Gallatin	29	3	2	3
		Carl Braun	21	3	2	3
1954	New York	Carl Braun	29	4	2	9
		Harry Gallatin	28	18	3	5
		Dick McGuire	24	4	2	4
1955	New York	Harry Gallatin	36	14	3	13
		Carl Braun	16	2	2	8
		Dick McGuire	25	3	6	3
1956	Rochester	Harry Gallatin	30	5	2	16
		Dick McGuire	29	0	3	6
		Carl Braun	Did Not Play - Injured			
1957	Boston	Harry Gallatin	24	11	1	8
		Nat Clifton	23	11	3	8
		Carl Braun	24	3	2	10
1958	St. Louis	Kenny Sears	14	1	0	12
		Willie Naulls	15	3	0	8
		Richie Guerin	22	8	7	7
1959	Detroit	Kenny Sears	26	8	1	15
		Richie Guerin	22	3	3	5
1960	Philadelphia	Willie Naulls	26	10	0	13
		Richie Guerin	22	4	4	12
1961	Syracuse	Willie Naulls	16	6	2	8
		Richie Guerin	15	0	2	14
1962	St. Louis	Richie Guerin	27	3	1	23
		Johnny Green	21	2	0	7
		Willie Naulls	21	7	0	11
1963	Los Angeles	Johnny Green	27	5	0	13
		Tom Gola	18	2	1	2
		Richie Guerin	14	1	1	5
1964	Boston	Len Chappell	12	1	2	4
		Tom Gola	7	0	1	1
1965	St. Louis	Johnny Green	17	0	0	8
		Willis Reed	25	5	1	7
1966	Cincinnati	Willis Reed	23	8	1	16
1967	San Fran.	Willis Reed	17	9	1	4
1968	New York	Willis Reed	25	8	1	16
		Dick Barnett	22	1	0	15
1969	Baltimore	Willis Reed	14	4	2	10
1970	Philadelphia	Willis Reed	30	11	0	21
		Walt Frazier	24	3	4	7
		Dave DeBusschere	14	7	2	10
1971	San Diego	Willis Reed	27	13	1	14
		Walt Frazier	26	6	5	6
		Dave DeBusschere	19	7	3	8
1972	Los Angeles	Walt Frazier	25	3	5	15
		Dave DeBusschere	26	11	0	8
1973	Chicago	Walt Frazier	26	6	2	10
		Dave DeBusschere	25	7	2	9
		Bill Bradley	12	1	0	4
1974	Seattle	Walt Frazier	28	2	5	12
		Dave DeBusschere	24	3	3	16
1975	Phoenix	Walt Frazier	35	5	2	30
		Earl Monroe	25	3	2	9
1976	Philadelphia	Walt Frazier	19	2	3	8
1977	Milwaukee	Bob McAdoo	38	10	2	30
		Earl Monroe	15	0	3	4
1978	Atlanta	Bob McAdoo	20	4	0	14
1979	Detroit	None Selected				
1980	Washington	M. Richardson	13	1	2	6
		Bill Cartwright	14	3	1	8
1981	Cleveland	M. Richardson	24	5	3	11
1982	New Jersey	M. Richardson	20	2	4	10
1983	Los Angeles	None Selected				
1984	Denver	Bernard King	22	3	4	18
1985	Indiana	Bernard King	22	7	1	13
1986	Dallas	Patrick Ewing	Did Not Play - Injured			
1987	Seattle	None Selected				
1988	Chicago	Patrick Ewing	16	6	0	9
1989	Houston	Patrick Ewing	17	6	2	4
		Mark Jackson	16	2	4	9
1990	Miami	Patrick Ewing	27	10	1	12
1991	Charlotte	Patrick Ewing	30	10	0	18
1992	Orlando	Patrick Ewing	17	4	0	10
1993	Utah	Patrick Ewing	25	10	1	15
1994	Minnesota	Patrick Ewing	24	8	1	20
		Charles Oakley	11	3	3	2
		John Starks	20	3	3	9
1995	Phoenix	Patrick Ewing	22	3	1	10
1996	San Antonio	Patrick Ewing	12	3	1	8
1997	Cleveland	Patrick Ewing	Did Not Play - Injured			
1998	New York	None Selected				
1999	No Game					
2000	Oakland	Allan Houston	18	0	2	11
2001	Washington	Allan Houston	15	3	3	5
		Latrell Sprewell	15	1	4	7
2002	Philadelphia	None Selected				
2003	Atlanta	None Selected				
2004	Los Angeles	None Selected				
2005	Denver	None Selected				
2006	Houston	None Selected				
2007	Las Vegas	None Selected				
2008	New Orleans	None Selected				
2009	Phoenix	None Selected				
2010	Dallas	David Lee	12	2	1	4
2011	Los Angeles	Amar'e Stoudemire	28	6	2	29
2012	Orlando	Carmelo Anthony	30	9	0	19

All-Star Game Head Coaches

1951	Boston	Joe Lapchick	
1953	Fort Wayne	Joe Lapchick	
1954	New York	Joe Lapchick	
1970	Philadelphia	Red Holzman	
1971	San Diego	Red Holzman	
1993	Utah	Pat Riley	
2000	Oakland	Jeff Van Gundy	

All-Star Games at Madison Square Garden

Date	Building	Winner	Score	MVP	Attendance
Jan. 21, 1954	Garden III-49th Street	East	98-93	Bob Cousy, Boston	16,487
Jan. 18, 1955	Garden III-49th Street	East	100-91	Bill Sharman, Boston	15,564
Jan. 23, 1968	Garden III-49th Street	East	144-124	Hal Greer, Philadelphia	18,422
Feb. 8, 1998	Garden IV-33rd Street	East	135-114	Michael Jordan, Chicago	18,323

ALL-STAR WEEKEND PARTICIPANTS
HISTORY

BBVA Rising Stars Challenge

Year	City	Player	Finish
1997	Cleveland	John Wallace	15 min, 3 reb, 5 pts
2006	Houston	Channing Frye	19 min, 6 reb, 9 pts
2006	Houston	Nate Robinson	22 min, 1 ast, 13 pts
2007	Las Vegas	David Lee*	24 min, 11 reb, 30 pts
2009	Phoenix	Wilson Chandler	21 min, 7 reb, 6 pts
2010	Dallas	Danilo Gallinari	13 min, 1 reb, 5 pts
2011	Los Angeles	Landry Fields	26 min, 6 reb, 15 pts
2012	Orlando	Landry Fields	19 min, 4 reb, 16 pts
2012	Orlando	Jeremy Lin	9 min, 1 ast, 2 pts

*Most Valuable Player

Foot Locker 3-Point Shootout

Year	City	Player	Finish
1986	Dallas	Trent Tucker	fourth
1988	Chicago	Trent Tucker	seventh
1996	San Antonio	Hubert Davis	tied sixth
1998	New York	Charlie Ward	fourth
2001	Washington	Allan Houston	seventh
2006	Houston	Quentin Richardson	fifth
2010	Dallas	Danilo Gallinari	fourth (tied)

Sony All-Star 2Ball

Year	City	Player	Finish
1998	New York	Allan Houston & Rebecca Lobo	sixth
2000	Oakland	Allan Houston & Becky Hammon	fourth

Haier Shooting Stars

Year	City	Players	Finish
2012	Orlando	Allan Houston, Landry Fields, Cappie Pondexter	first

Sprite Rising Stars Slam Dunk

Year	City	Player	Finish
1986	Dallas	Gerald Wilkins	fourth
1987	Seattle	Gerald Wilkins	tied seventh
1989	Houston	Kenny Walker	first
1990	Miami	Kenny Walker	third
1992	Orlando	John Starks	fourth
1996	San Antonio	Doug Christie	fifth
2006	Houston	Nate Robinson	first
2007	Las Vegas	Nate Robinson	second
2009	Phoenix	Nate Robinson	first
2010	Dallas	Nate Robinson	first

Playstation Skills Challenge

Year	City	Player	Finish
2004	Los Angeles	Stephon Marbury	fourth

United States Olympic Team Participants

Year	City	Medal	Player
1948	London	Gold	Vince Boryla, Ray Lumpp
1960	Rome	Gold	Walt Bellamy, Bob Boozer, Jerry Lucas, Darrall Imhoff
1964	Tokyo	Gold	Jim Barnes, Bill Bradley
1968	Mexico City	Gold	Spencer Haywood, Bill Hosket
1972	Munich	Silver	Tom McMillen
1976	Montreal	Gold	Ernie Grunfeld
1980	Moscow	Did Not Compete	Rolando Blackman, Buck Williams
1984	Los Angeles	Gold	Patrick Ewing
1988	Seoul	Bronze	Willie Anderson, J.R. Reid, Charles Smith
1992	Barcelona	Gold	Patrick Ewing
1996	Atlanta	Gold	Anfernee Hardaway
2000	Sydney	Gold	Vin Baker, Allan Houston, Jason Kidd, Antonio McDyess
2004	Athens	Bronze	Carmelo Anthony, Stephon Marbury, Amar'e Stoudemire
2008	Beijing	Gold	Carmelo Anthony, Jason Kidd
2012	London	Gold	Carmelo Anthony, Tyson Chandler

ALL-TIME ROSTER

KNICKERBOCKERS ALL-TIME ROSTER

Through the 2011-12 season, a total of 417 players have appeared in at least one regular season for the New York Knicks.

Ackerman, Donald (Buddy) • Guard • 6-0 • 185 • College: Long Island University • Born Sep. 4, 1930 in Rockaway Beach, NY • Died Jul. 9, 2011

Selected in second round of 1953 NBA Draft. Signed on Jul. 27, 1953 and Aug. 30, 1954.

Regular Season

Season	G	GS	Min	FG	FGA	Pct.	3P	3PA	Pct.	FT	FTA	Pct.	Off	Def	Tot	Ast	PF	Dq	Stl	TO	Blk	Pts	Avg
1953-54	28	-	220	14	63	.222	-	-	-	15	28	.536	-	-	15	23	43	0	-	-	-	43	1.5

Playoffs

Season	G	GS	Min	FG	FGA	Pct.	3P	3PA	Pct.	FT	FTA	Pct.	Off	Def	Tot	Ast	PF	Dq	Stl	TO	Blk	Pts	Avg
1953-54	4	1	20	1	3	.333	-	-	-	0	0	—	-	-	4	1	7	0	-	-	-	2	0.5

Akin, Henry • Center • 6-10 • 235 • College: Morehead State • Born Jul. 31, 1944 in Detroit, MI

Selected in second round (11th pick overall) of 1966 NBA Draft. Selected by Seattle in 1967 Expansion Draft. Also played for Seattle (1967-68) and Kentucky of ABA (1968-69).

Regular Season

Season	G	GS	Min	FG	FGA	Pct.	3P	3PA	Pct.	FT	FTA	Pct.	Off	Def	Tot	Ast	PF	Dq	Stl	TO	Blk	Pts	Avg
1966-67	50	0	453	83	230	.361	-	-	-	26	37	.703	-	-	120	25	82	0	-	-	-	192	3.8

Playoffs

Season	G	GS	Min	FG	FGA	Pct.	3P	3PA	Pct.	FT	FTA	Pct.	Off	Def	Tot	Ast	PF	Dq	Stl	TO	Blk	Pts	Avg
1966-67	2	0	16	1	7	.143	-	-	-	1	2	.500	-	-	8	0	3	0	-	-	-	3	1.5

Anderegg, Robert (Rob) • Forward • 6-3 • 200 • College: Michigan State • Born Aug. 24, 1937 in Monroe, WI

Selected in third round (22nd pick overall) of 1959 NBA Draft. Waived on Jan. 11, 1960.

Regular Season

Season	G	GS	Min	FG	FGA	Pct.	3P	3PA	Pct.	FT	FTA	Pct.	Off	Def	Tot	Ast	PF	Dq	Stl	TO	Blk	Pts	Avg
1959-60	33	-	381	55	143	.385	-	-	-	23	42	.548	-	-	69	29	32	0	-	-	-	133	4.0

Anderson, Eric • Forward • 6-9 • 230 • College: Indiana • Born May 26, 1970 in Chicago, IL

Signed as free agent on Oct. 8, 1992. Became free agent following 1993-94 season.

Regular Season

Season	G	GS	Min	FG	FGA	Pct.	3P	3PA	Pct.	FT	FTA	Pct.	Off	Def	Tot	Ast	PF	Dq	Stl	TO	Blk	Pts	Avg
1992-93	16	0	44	5	18	.278	0	0	—	11	13	.846	6	8	14	3	14	0	3	5	1	21	1.3
1993-94	11	0	39	7	17	.412	2	2	1.000	5	14	.357	6	11	17	2	9	0	0	2	1	21	1.9
Totals	**27**	**0**	**83**	**12**	**35**	**.343**	**2**	**2**	**1.000**	**16**	**27**	**.593**	**12**	**19**	**31**	**5**	**23**	**0**	**3**	**7**	**2**	**42**	**1.6**

Playoffs

Season	G	GS	Min	FG	FGA	Pct.	3P	3PA	Pct.	FT	FTA	Pct.	Off	Def	Tot	Ast	PF	Dq	Stl	TO	Blk	Pts	Avg
1992-93	2	0	6	1	2	.500	0	0	—	0	0	—	0	1	1	0	2	0	0	1	0	2	1.0

Anderson, Shandon • Forward • 6-6 • 210 • College: Georgia • Born Dec. 31, 1973 in Atlanta, GA

Signed and traded from Houston in three-team deal on Aug. 10, 2001; New York sent Glen Rice to Houston and Tyrone Bogues to Dallas; Dallas sent Howard Eisley to New York and draft rights to Kyle Hill to Houston. Waived on Nov. 10, 2005. Also played for Utah (1996-97 - 1998-99), Houston (1999-2000 - 2000-01) and Miami (2004-05 - 2005-06).

Regular Season

Season	G	GS	Min	FG	FGA	Pct.	3P	3PA	Pct.	FT	FTA	Pct.	Off	Def	Tot	Ast	PF	Dq	Stl	TO	Blk	Pts	Avg
2001-02	82	6	1596	149	373	.399	39	141	.277	74	107	.692	57	192	249	76	134	1	48	97	15	411	5.0
2002-03	82	9	1731	248	537	.462	52	140	.371	139	190	.732	64	190	254	87	177	1	73	114	20	687	8.4
2003-04	80	37	1974	238	564	.422	36	128	.281	123	161	.764	53	169	222	122	182	1	68	118	17	635	7.9
2004-05	1	0	20	0	2	.000	0	1	.000	0	0	---	1	0	1	0	2	0	0	1	0	0	0.0
Totals	**245**	**52**	**5321**	**635**	**1476**	**.430**	**127**	**410**	**.310**	**336**	**458**	**.734**	**175**	**551**	**726**	**285**	**495**	**3**	**189**	**330**	**52**	**1733**	**7.1**

Playoffs

Season	G	GS	Min	FG	FGA	Pct.	3P	3PA	Pct.	FT	FTA	Pct.	Off	Def	Tot	Ast	PF	Dq	Stl	TO	Blk	Pts	Avg
2003-04	4	4	117	7	27	.259	2	7	.286	1	2	.500	5	4	9	11	19	0	4	8	1	17	4.3

Anderson, Willie (Chill) • Guard/Forward • 6-8 • 200 • College: Georgia • Born Jan. 8, 1967 in Greenville, SC

Traded from Toronto, with Victor Alexander, for Doug Christie, Herb Williams and cash on Feb. 18, 1996. Became free agent following 1995-96 season. Renounced free agent rights on Jul. 14, 1996. Also played for San Antonio (1988-89 – 1994-95), Toronto (1995-96) and Miami (1996-97).

Regular Season

Season	G	GS	Min	FG	FGA	Pct.	3P	3PA	Pct.	FT	FTA	Pct.	Off	Def	Tot	Ast	PF	Dq	Stl	TO	Blk	Pts	Avg
1995-96	27	2	496	56	133	.421	5	25	.200	19	31	.613	13	47	60	48	59	0	17	24	8	136	5.0

Playoffs

Season	G	GS	Min	FG	FGA	Pct.	3P	3PA	Pct.	FT	FTA	Pct.	Off	Def	Tot	Ast	PF	Dq	Stl	TO	Blk	Pts	Avg
1995-96	4	0	64	7	22	.318	1	6	.167	6	7	.857	2	7	9	1	10	0	4	6	0	21	5.3

Anielak, Donald (Don/Moose) • Forward • 6-7 • 190 • College: SW Missouri • Born Nov. 1, 1930 in St. Louis, MO • Died Nov. 19 1995

Selected in third round (26th overall) of 1954 NBA Draft. Signed on Aug. 23, 1954.

Regular Season

Season	G	GS	Min	FG	FGA	Pct.	3P	3PA	Pct.	FT	FTA	Pct.	Off	Def	Tot	Ast	PF	Dq	Stl	TO	Blk	Pts	Avg
1954-55	1	-	10	0	4	.000	-	-	-	3	4	.750	-	-	2	0	0	0	-	-	-	3	3.0

Anthony, Carmelo (Melo) • Forward • 6-8 • 235 • College: Syracuse • Born May 29, 1984 in Brooklyn, NY

Traded from Denver as part of three-team deal on Feb. 22, 2011; acquired with Renaldo Balkman, Chauncey Billups, Anthony Carter and Shelden Williams from Denver for Wilson Chandler, Danilo Gallinari, Raymond Felton, Timofey Mozgov, a future first-round draft selection, two future second-round selections, cash and future draft considerations; Minnesota sent Corey Brewer to New York for Eddy Curry, Anthony Randolph and cash considerations, and sent Kosta Koufos to Denver in exchange for future second round draft pick. Also played for Denver (2003-04 – 2010-11).

Regular Season

Season	G	GS	Min	FG	FGA	Pct.	3P	3PA	Pct.	FT	FTA	Pct.	Off	Def	Tot	Ast	PF	Dq	Stl	TO	Blk	Pts	Avg
2010-11	27	27	977	247	536	.461	53	125	.424	164	188	.872	41	140	181	81	90	1	25	64	15	711	26.3
2011-12	55	55	1876	441	1025	.430	68	203	.335	295	367	.804	88	256	344	200	156	0	62	144	24	1245	22.6
Totals	**82**	**82**	**2853**	**688**	**1561**	**.441**	**121**	**328**	**.369**	**459**	**555**	**.827**	**129**	**396**	**525**	**281**	**246**	**1**	**87**	**208**	**39**	**1956**	**23.9**

Playoffs

Season	G	GS	Min	FG	FGA	Pct.	3P	3PA	Pct.	FT	FTA	Pct.	Off	Def	Tot	Ast	PF	Dq	Stl	TO	Blk	Pts	Avg
2010-11	4	4	156	33	88	.375	9	26	.346	29	34	.853	13	28	41	19	16	0	5	13	3	104	26.0
2011-12	5	5	204	52	124	.419	4	18	.222	31	41	.756	13	28	41	11	21	0	6	14	1	139	27.8
Totals	**9**	**9**	**360**	**85**	**212**	**.401**	**13**	**44**	**.295**	**60**	**75**	**.800**	**26**	**56**	**82**	**30**	**37**	**0**	**11**	**27**	**4**	**243**	**27.0**

NBA All-Star

Season	Min	FG	FGA	Pct.	3P	3PA	Pct.	FT	FTA	Pct.	Off	Def	Tot	Ast	PF	Dq	Stl	TO	Blk	Pts
2012	30	7	15	.467	0	3	.000	5	7	.714	4	5	9	0	0	0	2	0	0	19

Anthony, Gregory (Greg) • Guard • 6-1 • 180 • College: Nevada-Las Vegas • Born Nov. 15, 1967 in Las Vegas, NV

Selected in first round (12th pick overall) in 1991 NBA Draft. Selected by Vancouver in the first round (second pick overall) in 1995 NBA Expansion Draft on Jun. 24, 1995. Also played for Vancouver (1995-96 – 1996-97), Seattle (1997-98), Portland (1998-99 – 2000-01), Chicago (2001-02) and Milwaukee (2001-02).

Regular Season

Season	G	GS	Min	FG	FGA	Pct.	3P	3PA	Pct.	FT	FTA	Pct.	Off	Def	Tot	Ast	PF	Dq	Stl	TO	Blk	Pts	Avg
1991-92	82	1	1510	161	435	.370	8	55	.145	117	158	.741	33	103	136	314	170	0	59	98	9	447	5.5
1992-93	70	35	1699	174	419	.415	4	30	.133	107	159	.673	42	128	170	398	141	0	113	104	12	459	6.6
1993-94	80	36	1994	225	571	.394	48	160	.300	130	168	.774	43	146	189	365	163	1	114	127	13	628	7.9
1994-95	61	2	943	128	293	.437	56	155	.361	60	76	.789	7	57	64	160	99	1	50	57	7	372	6.1
Totals	**293**	**74**	**6146**	**688**	**1718**	**.400**	**116**	**400**	**.290**	**414**	**561**	**.738**	**125**	**434**	**559**	**1237**	**573**	**2**	**336**	**386**	**41**	**1906**	**6.5**

Playoffs

Season	G	GS	Min	FG	FGA	Pct.	3P	3PA	Pct.	FT	FTA	Pct.	Off	Def	Tot	Ast	PF	Dq	Stl	TO	Blk	Pts	Avg
1991-92	12	0	213	19	46	.413	5	12	.417	20	33	.606	4	13	17	41	28	0	16	13	1	63	5.3
1992-93	15	0	240	24	60	.400	3	14	.214	8	14	.571	4	26	30	52	26	0	13	11	1	59	3.9
1993-94	25	3	436	45	128	.352	18	61	.295	14	24	.583	9	18	27	59	55	0	19	31	8	122	4.9
1994-95	11	0	135	15	38	.395	7	23	.304	10	11	.909	2	8	10	15	27	0	2	6	2	47	4.3
Totals	**63**	**3**	**1024**	**103**	**272**	**.379**	**33**	**110**	**.300**	**52**	**82**	**.634**	**19**	**65**	**84**	**167**	**136**	**0**	**50**	**61**	**12**	**291**	**4.6**

Ariza, Trevor • Forward • 6-8 • 200 • College: UCLA • Born Jun. 30, 1985 in Miami, FL

Selected after freshman year in second round (43rd pick overall) in 2004 NBA Draft. Signed on Aug. 3, 2004. Traded, with Anfernee Hardaway, to Orlando for Steve Francis on Feb. 22, 2006. Also played for Orlando (2005-06 – 2007-08), L.A. Lakers (2007-08 – 2008-09), Houston (2009-10) and New Orleans (2010-11 – 2011-12).

Regular Season

Season	G	GS	Min	FG	FGA	Pct.	3P	3PA	Pct.	FT	FTA	Pct.	Off	Def	Tot	Ast	PF	Dq	Stl	TO	Blk	Pts	Avg
2004-05	80	12	1382	172	389	.442	3	13	.231	121	174	.695	89	153	242	85	150	0	70	73	18	468	5.9
2005-06	36	10	709	61	146	.418	1	3	.333	42	77	.545	49	88	137	46	78	1	43	46	9	165	4.6
Totals	**115**	**22**	**2091**	**233**	**535**	**.436**	**4**	**16**	**.250**	**163**	**251**	**.649**	**138**	**241**	**379**	**131**	**228**	**1**	**113**	**119**	**27**	**633**	**5.5**

Atha, Richard (Dick) • Guard • 6-2 • 195 • College: Indiana State • Born Sep. 21, 1931 in Lafayette, IN

Selected in 1953 NBA Draft. Signed on Jul. 27, 1953. Rights traded, with Harry Gallatin and Nat Clifton, to Detroit for Mel Hutchins and Charlie Tyra on Apr. 3, 1957. Also played for Detroit (1957-58).

Regular Season

Season	G	GS	Min	FG	FGA	Pct.	3P	3PA	Pct.	FT	FTA	Pct.	Off	Def	Tot	Ast	PF	Dq	Stl	TO	Blk	Pts	Avg
1955-56	25	-	288	36	88	.409	-	-	-	21	27	.778	-	-	42	32	39	0	-	-	-	93	3.7

Baechtold, James (Jim) • Forward • 6-4 • 205 • College: Eastern Kentucky • Born Dec. 9, 1927 in McKeesport, PA • Died Aug. 29, 2011

Traded from Baltimore for Max Zaslofsky and draft rights to Roy Belliveau and Jim Luisi on Aug. 24, 1953. Re-signed on Aug. 15, 1955. Also played for Baltimore (1952-53).

Regular Season

Season	G	GS	Min	FG	FGA	Pct.	3P	3PA	Pct.	FT	FTA	Pct.	Off	Def	Tot	Ast	PF	Dq	Stl	TO	Blk	Pts	Avg
1953-54	70	-	1627	170	465	.366	-	-	-	134	177	.757	-	-	183	117	195	5	-	-	-	474	6.8
1954-55	72	-	2536	362	898	.403	-	-	-	279	339	.823	-	-	307	218	202	0	-	-	-	1003	13.9
1955-56	70	-	1738	268	695	.386	-	-	-	233	291	.801	-	-	220	163	156	2	-	-	-	769	11.0
1956-57	45	-	462	75	197	.381	-	-	-	66	88	.750	-	-	80	33	39	0	-	-	-	216	4.8
Totals	**257**	**-**	**6363**	**875**	**2255**	**.388**	**-**	**-**	**-**	**712**	**895**	**.796**	**-**	**-**	**790**	**531**	**592**	**7**	**-**	**-**	**-**	**2462**	**9.6**

Playoffs

Season	G	GS	Min	FG	FGA	Pct.	3P	3PA	Pct.	FT	FTA	Pct.	Off	Def	Tot	Ast	PF	Dq	Stl	TO	Blk	Pts	Avg
1953-54	4	2	106	12	29	.414	-	-	-	11	13	.846	-	-	10	11	19	1	-	-	-	35	8.8
1954-55	3	3	115	17	45	.378	-	-	-	14	15	.933	-	-	14	14	13	0	-	-	-	48	16.0
Totals	**7**	**5**	**221**	**29**	**74**	**.392**	**-**	**-**	**-**	**25**	**28**	**.893**	**-**	**-**	**24**	**25**	**31**	**1**	**-**	**-**	**-**	**83**	**11.9**

Bailey, James (Jammin') • Center/Forward • 6-9 • 220 • College: Rutgers • Born May 21, 1957 in Dublin, GA

Traded from San Antonio for 1986 third-round draft choice and cash on Oct. 24, 1984. Became free agent following 1985-86 season. Also played for Seattle (1979-80 – 1981-82), New Jersey (1981-82 – 1982-83, 1986-87), Houston (1982-83 – 1983-84) and Phoenix (1987-88).

Regular Season

Season	G	GS	Min	FG	FGA	Pct.	3P	3PA	Pct.	FT	FTA	Pct.	Off	Def	Tot	Ast	PF	Dq	Stl	TO	Blk	Pts	Avg
1984-85	74	28	1297	156	349	.447	0	1	.000	73	108	.676	122	222	344	39	286	10	30	100	50	385	5.2
1985-86	48	36	1245	202	443	.456	0	4	.000	129	167	.772	102	232	334	50	207	12	33	99	40	533	11.1
Totals	**122**	**64**	**2542**	**358**	**792**	**.452**	**0**	**5**	**.000**	**202**	**275**	**.735**	**224**	**454**	**678**	**89**	**493**	**22**	**63**	**199**	**90**	**918**	**7.5**

Baker, Vin • Forward • 6-11 • 250 • College: Hartford • Born Nov. 23, 1971 in Lake Wales, FL

Signed as free agent on Mar. 12, 2004. Re-signed on Aug. 18, 2004. Traded to Houston, with Moochie Norris and 2006 second-round draft choice, for Maurice Taylor on Feb. 24, 2005. Also played for Milwaukee (1993-94 – 1996-97), Seattle (1997-98 – 2001-02), Boston (2002-03 – 2003-04), Houston (2004-05) and L.A. Clippers (2005-06).

Regular Season

Season	G	GS	Min	FG	FGA	Pct.	3P	3PA	Pct.	FT	FTA	Pct.	Off	Def	Tot	Ast	PF	Dq	Stl	TO	Blk	Pts	Avg
2003-04	17	0	313	40	99	.404	1	2	.500	32	45	.711	36	34	70	12	62	2	7	25	9	113	6.6
2004-05	24	0	191	13	38	.342	0	1	.000	7	15	.467	17	20	37	9	31	0	2	15	4	33	1.4
Totals	**41**	**0**	**504**	**53**	**137**	**.387**	**1**	**3**	**.333**	**39**	**60**	**.650**	**53**	**54**	**107**	**21**	**93**	**2**	**9**	**40**	**13**	**146**	**3.6**

Playoffs

Season	G	GS	Min	FG	FGA	Pct.	3P	3PA	Pct.	FT	FTA	Pct.	Off	Def	Tot	Ast	PF	Dq	Stl	TO	Blk	Pts	Avg
2003-04	4	0	57	8	14	.571	0	0	---	6	9	.667	6	6	12	1	8	1	3	2	2	22	5.5

Balkman, Renaldo (Taz, Plastic Man) • Forward • 6-8 • 208 • College: South Carolina • Born Jul. 14, 1984 in Staten Island, NY

Selected in first round (20th pick overall) of 2006 NBA Draft. Signed to contract on Jul. 5, 2006. Traded to Denver, with cash, in exchange for Taurean Green, Bobby Jones and 2010 second-round draft choice on Jul. 28, 2008. Traded from Denver as part of three-team deal on Feb. 22, 2011; acquired with Carmelo Anthony, Chauncey Billups, Anthony Carter and Shelden Williams from Denver for Wilson Chandler, Danilo Gallinari, Raymond Felton, Timofey Mozgov, a future first-round draft selection, two future second-round selections, cash and future draft considerations; Minnesota sent Corey Brewer to New York for Eddy Curry, Anthony Randolph and cash considerations, and sent Kosta Koufos to Denver in exchange for a future second round draft pick. Waived on Feb. 17, 2012. Also played for Denver (2008-09 – 2010-11).

Regular Season

Season	G	GS	Min	FG	FGA	Pct.	3P	3PA	Pct.	FT	FTA	Pct.	Off	Def	Tot	Ast	PF	Dq	Stl	TO	Blk	Pts	Avg
2006-07	68	1	1064	139	275	.505	5	27	.185	51	90	.567	97	197	294	44	146	0	57	49	44	334	4.9
2007-08	65	0	952	91	186	.489	1	12	.083	41	95	.432	83	133	216	40	132	1	44	37	30	224	3.4
2011-12	14	0	115	16	32	.500	2	9	.222	8	11	.727	6	20	26	5	14	0	4	6	3	42	3.0
Totals	**150**	**1**	**2149**	**247**	**497**	**.497**	**9**	**50**	**.180**	**100**	**196**	**.510**	**187**	**352**	**539**	**89**	**296**	**1**	**106**	**93**	**77**	**603**	**4.0**

Playoffs

Season	G	GS	Min	FG	FGA	Pct.	3P	3PA	Pct.	FT	FTA	Pct.	Off	Def	Tot	Ast	PF	Dq	Stl	TO	Blk	Pts	Avg
2010-11										Did Not Play													

Bannister, Kenneth (Ken/The Animal) • Forward • 6-9 • 235 • College: St. Augustine's College • Born Apr. 1, 1960 in Baltimore, MD

Selected in seventh round (156th pick overall) of 1984 NBA Draft. Waived on Oct. 21, 1988. Became free agent following 1985-86 season. Also played for L.A. Clippers (1988-89 – 1990-91).

Regular Season

Season	G	GS	Min	FG	FGA	Pct.	3P	3PA	Pct.	FT	FTA	Pct.	Off	Def	Tot	Ast	PF	Dq	Stl	TO	Blk	Pts	Avg
1984-85	75	50	1404	209	445	.470	0	0	—	91	192	.474	108	222	330	39	279	16	38	141	40	509	6.8
1985-86	70	15	1405	235	479	.491	0	1	.000	131	249	.526	89	233	322	42	208	5	42	129	24	601	8.6
Totals	**145**	**65**	**2809**	**444**	**924**	**.481**	**0**	**1**	**.000**	**222**	**441**	**.503**	**197**	**455**	**652**	**81**	**487**	**21**	**80**	**270**	**64**	**1110**	**7.7**

Barker, Tom • Forward/Center • 6-11 • 230 • College: Hawaii • Born Mar. 11, 1955 in Harlingen, TX

Traded from Boston on Feb. 14, 1979 as player to be named later in Bob McAdoo trade on Feb. 12, 1979. Rights traded to Portland for 1982 third-round draft choice on Aug. 4, 1981. Also played for Atlanta (1976-77), Houston (1978-79) and Boston (1978-79).

Regular Season

Season	G	GS	Min	FG	FGA	Pct.	3P	3PA	Pct.	FT	FTA	Pct.	Off	Def	Tot	Ast	PF	Dq	Stl	TO	Blk	Pts	Avg
1978-79	22	0	329	44	102	.431	-	-	-	14	20	.700	31	52	83	9	45	0	6	20	7	102	4.6

Barnes, Jim (Bad News) • Center • 6-8 • 240 • College: Texas-Western • Born Apr. 13, 1941 in Tuckerman, AR • Died Sep. 14, 2002

Selected in first round (first pick overall) of 1964 NBA Draft. Traded to Baltimore, with Johnny Green, Johnny Egan and cash, for Walt Bellamy on Nov. 1, 1965. Also played for Baltimore (1965-66 and 1970-71), L.A. Lakers (1966-67 – 1967-68), Chicago (1967-68 – 1968-69) and Boston (1968-69 – 1969-70).

Regular Season

Season	G	GS	Min	FG	FGA	Pct.	3P	3PA	Pct.	FT	FTA	Pct.	Off	Def	Tot	Ast	PF	Dq	Stl	TO	Blk	Pts	Avg
1964-65	75	69	2586	454	1070	.424	-	-	-	251	379	.662	-	-	729	93	312	8	-	-	-	1159	15.5
1965-66	7	7	263	40	90	.444	-	-	-	30	42	.714	-	-	72	9	33	0	-	-	-	110	15.7
Totals	**82**	**76**	**2849**	**494**	**1160**	**.426**	**-**	**-**	**-**	**281**	**421**	**.667**	**-**	**-**	**801**	**102**	**345**	**8**	**-**	**-**	**-**	**1269**	**15.5**

Barnes, Matt • Forward • 6-7 • 225 • College: UCLA • Born Mar. 9, 1980 in Santa Clara, CA

Signed as free agent on Oct. 6, 2005. Waived on Dec. 3, 2005. Also played for L.A. Clippers (2003-04), Sacramento (2004-05), Philadelphia (2004-05, 2005-06), Golden State (2007-08), Phoenix (2008-09), Orlando (2009-10) and L.A. Lakers (2010-11 – 2011-12).

Regular Season

Season	G	GS	Min	FG	FGA	Pct.	3P	3PA	Pct.	FT	FTA	Pct.	Off	Def	Tot	Ast	PF	Dq	Stl	TO	Blk	Pts	Avg
2005-06	6	5	93	11	30	.367	1	4	.250	3	4	.750	7	17	24	6	8	0	4	6	0	26	4.3

Barnett, Richard (Dick/Fall Back Baby) • Guard • 6-4 • 190 • College: Tennessee State • Born Oct. 2, 1936 in Gary, IN

Traded from L.A. Lakers for Bob Boozer on Oct. 14, 1965. Retired following 1972-73 season. Waived on Oct. 23, 1973. Also played for Syracuse (1959-60 – 1960-61) and L.A. Lakers (1962-63 – 1964-65).

Regular Season

Season	G	GS	Min	FG	FGA	Pct.	3P	3PA	Pct.	FT	FTA	Pct.	Off	Def	Tot	Ast	PF	Dq	Stl	TO	Blk	Pts	Avg
1965-66	75	74	2589	631	1344	.469	-	-	-	467	605	.772	-	-	310	259	235	6	-	-	-	1729	23.1
1966-67	67	43	1969	454	949	.478	-	-	-	231	295	.783	-	-	226	161	185	2	-	-	-	1139	17.0
1967-68	81	81	2488	559	1159	.482	-	-	-	343	440	.780	-	-	238	242	222	0	-	-	-	1461	18.0
1968-69	82	76	2953	565	1220	.463	-	-	-	312	403	.774	-	-	251	291	239	4	-	-	-	1442	17.6
1969-70	82	82	2772	494	1039	.475	-	-	-	232	325	.714	-	-	221	298	220	0	-	-	-	1220	14.9
1970-71	82	82	2843	540	1184	.456	-	-	-	193	278	.694	-	-	238	225	232	1	-	-	-	1273	15.5
1971-72	79	76	2256	401	918	.437	-	-	-	162	215	.753	-	-	153	198	229	4	-	-	-	964	12.2
1972-73	51	4	514	88	226	.389	-	-	-	16	30	.533	-	-	41	50	52	0	-	-	-	192	3.8
1973-74	5	0	58	10	26	.385	-	-	-	2	3	.667	1	3	4	6	2	0	1	-	0	22	4.4
Totals	**604**	**518**	**18442**	**3742**	**8065**	**.464**	**-**	**-**	**-**	**1958**	**2594**	**.755**	**1**	**3**	**1682**	**1730**	**1616**	**17**	**1**	**-**	**0**	**9442**	**15.6**

Playoffs

Season	G	GS	Min	FG	FGA	Pct.	3P	3PA	Pct.	FT	FTA	Pct.	Off	Def	Tot	Ast	PF	Dq	Stl	TO	Blk	Pts	Avg
1967-68	6	6	211	61	117	.521	-	-	-	21	29	.724	-	-	27	21	24	1	-	-	-	143	23.8
1968-69	10	10	402	65	163	.399	-	-	-	37	54	.685	-	-	35	27	32	0	-	-	-	167	16.7
1969-70	19	19	714	131	280	.468	-	-	-	59	76	.776	-	-	39	64	64	0	-	-	-	321	16.9
1970-71	12	12	455	95	199	.477	-	-	-	44	63	.698	-	-	38	36	33	0	-	-	-	234	19.5
1971-72	12	12	131	23	49	.469	-	-	-	5	12	.417	-	-	8	10	19	0	-	-	-	51	4.3
1972-73	4	0	17	3	6	.500	-	-	-	0	0	---	-	-	0	2	5	0	-	-	-	6	1.5
Totals	**63**	**59**	**1930**	**378**	**814**	**.464**	**-**	**-**	**-**	**166**	**234**	**.709**	**-**	**-**	**147**	**160**	**177**	**1**	**-**	**-**	**-**	**922**	**14.6**

NBA All-Star

Season	Min	FG	FGA	Pct.	3P	3PA	Pct.	FT	FTA	Pct.	Off	Def	Tot	Ast	PF	Dq	Stl	TO	Blk	Pts
1968	22	7	12	.583	-	-	-	1	2	.500	-	-	1	0	2	0	-	-	-	15

Barnett, James (Jim/Crazy Horse) • Guard • 6-4 • 175 • College: Oregon • Born Jul. 7, 1944 in Greenville, SC

Traded from New Orleans, with Neal Walk, for Henry Bibby, cash and future draft choice on Feb. 1,1975. Waived on Nov. 10, 1976. Also played for Boston (1966-67), San Diego (1967-68 – 1969-70), Portland (1970-71), Golden State (1971-72 – 1973-74), New Orleans (1974-75) and Philadelphia (1976-77).

Regular Season

Season	G	GS	Min	FG	FGA	Pct.	3P	3PA	Pct.	FT	FTA	Pct.	Off	Def	Tot	Ast	PF	Dq	Stl	TO	Blk	Pts	Avg
1974-75	28	4	538	70	172	.407	-	-	-	43	50	.860	15	36	51	39	51	0	12	-	0	183	6.5
1975-76	71	1	1026	164	371	.442	-	-	-	90	114	.789	48	40	88	90	86	0	24	-	3	418	5.9
1976-77										Did Not Play – Injured													
Totals	**99**	**5**	**1564**	**234**	**543**	**.431**	**-**	**-**	**-**	**133**	**164**	**.811**	**63**	**76**	**139**	**129**	**137**	**0**	**36**	**-**	**3**	**601**	**6.1**

Playoffs

Season	G	GS	Min	FG	FGA	Pct.	3P	3PA	Pct.	FT	FTA	Pct.	Off	Def	Tot	Ast	PF	Dq	Stl	TO	Blk	Pts	Avg
1974-75	3	0	59	13	21	.619	-	-	-	5	5	1.000	5	3	8	5	6	0	1	-	1	31	10.3

Barron, Earl • Center • 7-0 • 250 • College: Memphis • Born Aug. 14, 1981 in Clarksdale, MS

Signed to a 10-day contract on Apr. 2, 2010. Signed for remainder of season on Apr. 12, 2010. Became free agent following 2009-10 season. Also played for Miami (2005-06 – 2007-08), Phoenix (2010-11), Milwaukee (2010-11) and Portland (2010-11). Also played for Miami (2005-06 – 2007-08), Phoenix (2010-11), Milwaukee (2010-11), Portland (2010-11) and Golden State (2011-12).

Regular Season

Season	G	GS	Min	FG	FGA	Pct.	3P	3PA	Pct.	FT	FTA	Pct.	Off	Def	Tot	Ast	PF	Dq	Stl	TO	Blk	Pts	Avg
2009-10	7	6	232	30	68	.441	0	0	-	22	29	.759	31	46	77	8	24	0	4	11	4	82	11.7

Bartels, Edward (Ed) • Forward • 6-5 • 195 • College: North Carolina State • Born Oct. 8, 1925 in New York, NY • Died Nov. 4, 2007

Also played for Denver (1949-50) and Washington (1950-51).

Regular Season

Season	G	GS	Min	FG	FGA	Pct.	3P	3PA	Pct.	FT	FTA	Pct.	Off	Def	Tot	Ast	PF	Dq	Stl	TO	Blk	Pts	Avg
1949-50	2	-	-	1	4	.250	-	-	-	2	3	.667	-	-	-	0	2	-	-	-	-	4	2.0

Beard, Alfred (Butch) • Guard • 6-3 • 185 • College: Louisville • Born May 4, 1947 in Hardinburg, KY

Contract sold on waivers from Cleveland on Dec. 1, 1975. Waived on Oct. 30, 1978. Also played for Atlanta (1969-70), Cleveland (1971-72, 1975-76), Seattle (1972-73) and Golden State (1973-74 – 1974-75).

Regular Season

Season	G	GS	Min	FG	FGA	Pct.	3P	3PA	Pct.	FT	FTA	Pct.	Off	Def	Tot	Ast	PF	Dq	Stl	TO	Blk	Pts	Avg
1975-76	60	28	1449	193	406	.475	-	-	-	117	155	.755	89	178	267	173	180	2	71	-	6	503	8.4
1976-77	70	10	1082	148	293	.505	-	-	-	75	109	.688	50	113	163	144	137	0	57	-	5	371	5.3
1977-78	79	37	1979	308	614	.502	-	-	-	129	160	.806	76	188	264	339	201	2	117	140	3	745	9.4
1978-79	7	2	85	11	26	.423	-	-	-	0	0	—	1	9	10	19	13	0	7	10	0	22	3.1
Totals	**216**	**77**	**4595**	**660**	**1339**	**.493**	**-**	**-**	**-**	**321**	**424**	**.757**	**216**	**488**	**704**	**675**	**531**	**4**	**252**	**150**	**14**	**1641**	**7.6**

Playoffs

Season	G	GS	Min	FG	FGA	Pct.	3P	3PA	Pct.	FT	FTA	Pct.	Off	Def	Tot	Ast	PF	Dq	Stl	TO	Blk	Pts	Avg
1977-78	6	6	160	24	48	.500	-	-	-	6	10	.600	7	14	21	27	22	0	10	11	2	54	9.0

Behagen, Ronald (Ron) • Forward • 6-9 • 235 • College: Minnesota • Born Jan. 14, 1951 in New York, NY

Signed as free agent on Feb. 20, 1979. Released on Mar. 2, 1979. Also played for Kansas City-Omaha/Kansas City (1973-74 – 1974-75, 1978-79), New Orleans (1975-76 – 1976-77), Atlanta (1977-78), Houston (1977-78), Indiana (1977-78), Detroit (1978-79), Kansas City (1978-79) and Washington (1979-80).

Regular Season

Season	G	GS	Min	FG	FGA	Pct.	3P	3PA	Pct.	FT	FTA	Pct.	Off	Def	Tot	Ast	PF	Dq	Stl	TO	Blk	Pts	Avg
1978-79	5	0	38	5	12	.417	-	-	-	2	2	1.000	2	9	11	2	8	0	2	4	0	12	2.4

Bell, Dennis • Guard • 6-5 • 225 • College: Drake • Born Jun. 2, 1951 in Cincinnati, OH

Selected in fifth round (83rd pick overall) of 1973 NBA Draft. Waived on Oct. 15, 1973. Signed as free agent on Jun. 27, 1974. Waived on Nov. 26, 1975.

Regular Season

Season	G	GS	Min	FG	FGA	Pct.	3P	3PA	Pct.	FT	FTA	Pct.	Off	Def	Tot	Ast	PF	Dq	Stl	TO	Blk	Pts	Avg
1973-74	1	0	4	0	1	.000	-	-	-	0	0	—	0	0	0	0	0	0	0	-	0	0	0.0
1974-75	52	0	465	68	181	.376	-	-	-	20	36	.556	48	57	105	25	54	0	22	-	9	156	3.0
1975-76	10	0	76	8	21	.381	-	-	-	3	7	.429	4	10	14	3	11	0	6	-	1	19	1.9
Totals	**63**	**0**	**545**	**76**	**203**	**.374**	**-**	**-**	**-**	**23**	**43**	**.535**	**52**	**67**	**119**	**28**	**65**	**0**	**28**	**-**	**10**	**175**	**2.8**

Playoffs

Season	G	GS	Min	FG	FGA	Pct.	3P	3PA	Pct.	FT	FTA	Pct.	Off	Def	Tot	Ast	PF	Dq	Stl	TO	Blk	Pts	Avg
1974-75	3	0	27	1	8	.125	-	-	-	0	5	.000	0	4	4	0	6	0	0	-	0	2	0.7

Bell, William (Whitey/Popeye) • Guard • 6-0 • 180 • College: North Carolina State • Born Sep. 13, 1932 in Monticello, KY

Signed on Jan. 11, 1960.

Regular Season

Season	G	GS	Min	FG	FGA	Pct.	3P	3PA	Pct.	FT	FTA	Pct.	Off	Def	Tot	Ast	PF	Dq	Stl	TO	Blk	Pts	Avg
1959-60	31	-	549	70	185	.378	-	-	-	28	43	.651	-	-	87	55	59	0	-	-	-	168	5.4
1960-61	5	-	45	7	18	.389	-	-	-	1	3	.333	-	-	7	1	7	0	-	-	-	15	3.0
Totals	**36**	**-**	**594**	**77**	**203**	**.379**	**-**	**-**	**-**	**29**	**46**	**.630**	**-**	**-**	**94**	**56**	**66**	**0**	**-**	**-**	**-**	**183**	**5.1**

Bellamy, Walter (Walt/Bells) • Center • 6-11 • 245 • College: Indiana • Born Jul. 24, 1939 in New Bern, NC

Traded from Baltimore for Johnny Green, Johnny Egan, Jim Barnes and cash on Nov. 1, 1965. Traded to Detroit, with Howard Komives, for Dave DeBusschere on Dec. 19, 1968. Also played for Chicago (1961-62 – 1962-63), Baltimore (1963-64 – 1965-66), Detroit (1968-69 – 1969-70), Atlanta (1969-70 – 1973-74) and New Orleans (1974-75). Elected to Naismith Memorial Basketball Hall of Fame in 1993.

Regular Season

Season	G	GS	Min	FG	FGA	Pct.	3P	3PA	Pct.	FT	FTA	Pct.	Off	Def	Tot	Ast	PF	Dq	Stl	TO	Blk	Pts	Avg
1965-66	72	72	3084	639	1249	.512	-	-	-	390	622	.627	-	-	1152	217	262	7	-	-	-	1668	23.2
1966-67	79	78	3010	565	1084	.521	-	-	-	369	580	.636	-	-	1064	206	275	5	-	-	-	1499	19.0
1967-68	82	64	2695	511	944	.541	-	-	-	350	529	.662	-	-	961	164	259	3	-	-	-	1372	16.7
1968-69	35	31	1136	204	402	.507	-	-	-	125	202	.619	-	-	385	77	123	1	-	-	-	533	15.2
Totals	**268**	**245**	**9925**	**1919**	**3679**	**.522**	**-**	**-**	**-**	**1234**	**1933**	**.638**	**-**	**-**	**3562**	**664**	**919**	**16**	**-**	**-**	**-**	**5072**	**18.9**

Playoffs

Season	G	GS	Min	FG	FGA	Pct.	3P	3PA	Pct.	FT	FTA	Pct.	Off	Def	Tot	Ast	PF	Dq	Stl	TO	Blk	Pts	Avg
1966-67	4	4	157	28	54	.519	-	-	-	17	29	.586	-	-	66	12	15	0	-	-	-	73	18.3
1967-68	6	6	277	45	107	.421	-	-	-	30	48	.625	-	-	96	21	22	0	-	-	-	120	20.0
Totals	**10**	**10**	**434**	**73**	**161**	**.453**	**-**	**-**	**-**	**47**	**77**	**.610**	**-**	**-**	**162**	**33**	**37**	**0**	**-**	**-**	**-**	**193**	**19.3**

Bender, Jonathan • Forward • 7-0 • 230 • College: none • Born Jan. 30, 1981 in Picayune, MS

Signed as a free agent on Dec. 13, 2009. Became free agent following 2009-10 season. Also played for Indiana (1999-2000 – 2005-06).

Regular Season

Season	G	GS	Min	FG	FGA	Pct.	3P	3PA	Pct.	FT	FTA	Pct.	Off	Def	Tot	Ast	PF	Dq	Stl	TO	Blk	Pts	Avg
2009-10	25	1	292	40	100	.400	14	39	.359	24	26	.923	15	37	52	16	33	0	2	28	17	118	4.7

Bergen, Gary • Forward • 6-8 • 210 • College: Kansas State • Born Jul. 16, 1932 in Independence, MO

Selected in second round of 1956 NBA Draft. Signed on May 14, 1956. Retired on Nov. 20, 1956.

Regular Season

Season	G	GS	Min	FG	FGA	Pct.	3P	3PA	Pct.	FT	FTA	Pct.	Off	Def	Tot	Ast	PF	Dq	Stl	TO	Blk	Pts	Avg
1956-57	6	-	40	3	11	.273	-	-	-	2	2	1.000	-	-	8	1	4	0	-	-	-	8	1.3

Bibby, Charles (Henry) • Guard • 6-1 • 185 • College: UCLA • Born Nov. 24, 1949 in Franklinton, NC

Selected in fourth round (58th pick overall) of 1972 NBA Draft. Traded to New Orleans, with cash and future draft choice, for Neal Walk and Jim Barnett on Feb. 1, 1975. Also played for New Orleans (1974-75 – 1975-76) Philadelphia (1976-77 – 1979-80) and San Diego (1980-81).

Regular Season

Season	G	GS	Min	FG	FGA	Pct.	3P	3PA	Pct.	FT	FTA	Pct.	Off	Def	Tot	Ast	PF	Dq	Stl	TO	Blk	Pts	Avg
1972-73	55	0	475	78	205	.380	-	-	-	73	86	.849	-	-	82	64	67	0	-	-	-	229	4.2
1973-74	66	1	986	210	465	.452	-	-	-	73	88	.830	48	85	133	91	123	0	65	-	2	493	7.5
1974-75	47	5	876	179	400	.448	-	-	-	69	96	.719	29	58	87	105	96	0	29	-	3	427	9.1
Totals	**168**	**6**	**2337**	**467**	**1070**	**.436**	**-**	**-**	**-**	**215**	**270**	**.796**	**77**	**143**	**302**	**260**	**286**	**0**	**94**	**-**	**5**	**1149**	**6.8**

Playoffs

Season	G	GS	Min	FG	FGA	Pct.	3P	3PA	Pct.	FT	FTA	Pct.	Off	Def	Tot	Ast	PF	Dq	Stl	TO	Blk	Pts	Avg
1972-73	6	0	43	8	18	.444	-	-	-	4	8	.500	-	-	2	3	5	0	-	-	-	20	3.3
1973-74	10	0	89	16	45	.356	-	-	-	10	12	.833	5	5	10	11	15	0	3	-	0	42	4.2
Totals	**16**	**0**	**132**	**24**	**63**	**.381**	**-**	**-**	**-**	**14**	**20**	**.700**	**5**	**5**	**12**	**14**	**20**	**0**	**3**	**-**	**0**	**62**	**3.9**

Bibby, Michael (Mike) • Guard • 6-2 • 195 • College: Arizona • Born May 13, 1978 in Cherry Hill, NJ

Signed as free agent on Dec. 11, 2012. Became unrestricted free agent following 2011-12 season. Also played for Vancouver (1998-99 – 2000-01), Sacramento (2001-02 – 2007-08), Atlanta (2007-08 – 2010-11), Washington (2010-11) and Miami (2010-11).

Regular Season

Season	G	GS	Min	FG	FGA	Pct.	3P	3PA	Pct.	FT	FTA	Pct.	Off	Def	Tot	Ast	PF	Dq	Stl	TO	Blk	Pts	Avg
2011-12	39	4	557	35	124	.282	27	85	.318	6	8	.750	5	54	59	80	45	0	21	20	3	103	2.6

Playoffs

Season	G	GS	Min	FG	FGA	Pct.	3P	3PA	Pct.	FT	FTA	Pct.	Off	Def	Tot	Ast	PF	Dq	Stl	TO	Blk	Pts	Avg
2011-12	5	1	118	9	23	.391	7	17	.412	2	3	.667	3	18	21	13	7	0	1	4	0	27	5.4

Billups, Chauncey (Mr. Big Shot) • Guard • 6-3 • 210 • College: Colorado • Born Sep. 25, 1976 in Denver, CO

Traded from Denver as part of three-team deal on Feb. 22, 2011; Acquired with Carmelo Anthony, Renaldo Balkman, Anthony Carter and Shelden Williams from Denver for Wilson Chandler, Danilo Gallinari, Raymond Felton, Timofey Mozgov, a future first-round draft selection, two future second-round selections and cash and future draft considerations. Minnesota sent Corey Brewer to New York for Eddy Curry, Anthony Randolph and cash considerations, and sent Kosta Koufos to Denver in exchange for a future second round draft pick.Waived on Dec. 10, 2011, designated as amnesty player. Also played for Boston (1997-98), Toronto (1997-98), Denver (1998-99 - 1999-00, 2008-09 - 2010-11), Orlando (1999-00), Minnesota (2000-01 - 2001-02), Detroit (2002-03 - 2008-09) and L.A. Clippers (2011-12).

Regular Season

Season	G	GS	Min	FG	FGA	Pct.	3P	3PA	Pct.	FT	FTA	Pct.	Off	Def	Tot	Ast	PF	Dq	Stl	TO	Blk	Pts	Avg
2010-11	21	21	664	104	258	.403	41	125	.328	119	132	.902	13	52	65	116	52	1	19	48	2	368	17.5

Playoffs

Season	G	GS	Min	FG	FGA	Pct.	3P	3PA	Pct.	FT	FTA	Pct.	Off	Def	Tot	Ast	PF	Dq	Stl	TO	Blk	Pts	Avg
2010-11	1	1	35	3	11	.273	2	6	.333	2	2	1.000	0	2	2	4	2	0	0	3	0	10	10.0

Bird, Jerry • Forward • 6-6 • 215 • College: Kentucky • Born Feb. 2, 1935 in Corbin, KY

Traded from Minneapolis, with Slater Martin, and a player to be named later for Walter Dukes and draft rights to Burdette Haldorson on Oct. 26, 1956.

Regular Season

Season	G	GS	Min	FG	FGA	Pct.	3P	3PA	Pct.	FT	FTA	Pct.	Off	Def	Tot	Ast	PF	Dq	Stl	TO	Blk	Pts	Avg
1958-59	11	-	45	12	32	.375	-	-	-	1	1	1.000	-	-	12	4	7	0	-	-	-	25	2.3

Blackman, Rolando (Ro) • Guard • 6-6 • 205 • College: Kansas State • Born Feb. 26, 1959 in Panama City, Panama

Traded from Dallas for 1995 first-round draft choice on Jun. 24, 1992. Waived on Jul. 4, 1994. Also played for Dallas (1981-82 – 1991-92).

Regular Season

Season	G	GS	Min	FG	FGA	Pct.	3P	3PA	Pct.	FT	FTA	Pct.	Off	Def	Tot	Ast	PF	Dq	Stl	TO	Blk	Pts	Avg
1992-93	60	33	1434	239	539	.443	31	73	.425	71	90	.789	23	79	102	157	129	1	22	65	10	580	9.7
1993-94	55	1	969	161	369	.436	30	84	.357	48	53	.906	23	70	93	76	100	0	25	44	6	400	7.3
Totals	**115**	**34**	**2403**	**400**	**908**	**.441**	**61**	**157**	**.389**	**119**	**143**	**.832**	**46**	**149**	**195**	**233**	**229**	**1**	**47**	**109**	**16**	**980**	**8.5**

Playoffs

Season	G	GS	Min	FG	FGA	Pct.	3P	3PA	Pct.	FT	FTA	Pct.	Off	Def	Tot	Ast	PF	Dq	Stl	TO	Blk	Pts	Avg
1992-93	15	0	214	22	64	.344	4	15	.267	15	18	.833	4	13	17	16	22	0	3	21	2	63	4.2
1993-94	6	0	34	3	11	.273	2	4	.500	0	0	—	1	2	3	3	6	0	0	1	0	8	1.3
Totals	**21**	**0**	**248**	**25**	**75**	**.333**	**6**	**19**	**.316**	**15**	**18**	**.833**	**5**	**15**	**20**	**19**	**28**	**0**	**3**	**22**	**2**	**71**	**3.4**

Blaney, George • Guard • 6-1 • 175 • College: Holy Cross • Born Nov. 12, 1939 in Jersey City, NJ

Selected in fourth round (33rd pick overall) of 1961 NBA Draft. Signed on May 17, 1961.

Regular Season

Season	G	GS	Min	FG	FGA	Pct.	3P	3PA	Pct.	FT	FTA	Pct.	Off	Def	Tot	Ast	PF	Dq	Stl	TO	Blk	Pts	Avg
1961-62	36	-	363	54	142	.380	-	-	-	9	17	.529	-	-	36	45	34	0	-	-	-	117	3.3

Bohannon, Etdrick • Forward • 6-9 • 230 • College: Auburn-Montgomery • Born May 29, 1973 in San Bernardino, CA

Signed to first of two consecutive 10-day contracts on Feb. 20, 2000. Became free agent on Mar. 11, 2000. Also played for Indiana (1997-98), Washington (1998-99), L.A. Clippers (1999-2000) and Cleveland (2000-01).

Regular Season

Season	G	GS	Min	FG	FGA	Pct.	3P	3PA	Pct.	FT	FTA	Pct.	Off	Def	Tot	Ast	PF	Dq	Stl	TO	Blk	Pts	Avg
1999-00	2	0	5	0	0	—	0	0	—	3	4	.750	1	0	1	0	1	0	0	2	0	3	1.5

Bonner, Anthony (A.B.) • Forward • 6-8 • 225 • College: St. Louis • Born Jun. 8, 1968 in St. Louis, MO

Signed as free agent on Oct. 5, 1993. Became free agent following 1994-95 season. Also played for Sacramento (1990-91 – 1992-93) and Orlando (1995-96).

Regular Season

Season	G	GS	Min	FG	FGA	Pct.	3P	3PA	Pct.	FT	FTA	Pct.	Off	Def	Tot	Ast	PF	Dq	Stl	TO	Blk	Pts	Avg
1993-94	73	38	1402	162	288	.563	0	0	—	50	105	.476	150	194	344	88	175	3	76	89	13	374	5.1
1994-95	58	23	1126	88	193	.456	1	5	.200	44	67	.657	113	149	262	80	159	0	48	79	7	221	3.8
Totals	**131**	**61**	**2528**	**250**	**481**	**.520**	**1**	**5**	**.200**	**94**	**172**	**.547**	**263**	**343**	**606**	**168**	**334**	**3**	**124**	**168**	**20**	**595**	**4.5**

Playoffs

Season	G	GS	Min	FG	FGA	Pct.	3P	3PA	Pct.	FT	FTA	Pct.	Off	Def	Tot	Ast	PF	Dq	Stl	TO	Blk	Pts	Avg
1993-94	13	7	118	10	22	.455	0	0	—	7	13	.538	15	13	28	2	22	0	5	13	0	27	2.1
1994-95	6	0	38	6	11	.545	0	1	.000	3	6	.500	4	4	8	2	6	0	1	3	1	15	2.5
Totals	**19**	**7**	**156**	**16**	**33**	**.485**	**0**	**1**	**.000**	**10**	**19**	**.526**	**19**	**17**	**36**	**4**	**28**	**0**	**6**	**16**	**1**	**42**	**2.2**

Boozer, Robert (Bob/Bullet) • Forward • 6-8 • 215 • College: Kansas State • Born Apr. 26, 1937 in Omaha, NE • Died May 19, 2012

Traded from Cincinnati, with cash, in three-team deal on Dec. 16, 1963; New York sent Donnis Butcher and Bob Duffy to Detroit; Detroit sent Larry Staverman to Cincinnati and Johnny Egan to New York. Traded to L.A. Lakers for Dick Barnett on Oct. 14, 1965. Also played for Cincinnati (1960-61 – 1963-64), L.A. Lakers (1965-66), Chicago (1966-67 – 1968-69), Seattle (1969-70) and Milwaukee (1970-71).

Regular Season

Season	G	GS	Min	FG	FGA	Pct.	3P	3PA	Pct.	FT	FTA	Pct.	Off	Def	Tot	Ast	PF	Dq	Stl	TO	Blk	Pts	Avg
1963-64	49	-	1652	329	762	.432	-	-	-	198	257	.770	-	-	418	63	148	1	-	-	-	856	17.5
1964-65	80	51	2139	424	963	.440	-	-	-	288	375	.768	-	-	604	108	183	0	-	-	-	1136	14.2
Totals	**129**	**51**	**3791**	**753**	**1725**	**.437**	**-**	**-**	**-**	**486**	**632**	**.769**	**-**	**-**	**1022**	**171**	**331**	**1**	**-**	**-**	**-**	**1992**	**15.4**

Boryla, Vincent (Vince/Moose) • Forward • 6-5 • 210 • College: Denver • Born Mar. 11, 1927 in East Chicago, IL

Retired on Apr. 21, 1954.

Regular Season

Season	G	GS	Min	FG	FGA	Pct.	3P	3PA	Pct.	FT	FTA	Pct.	Off	Def	Tot	Ast	PF	Dq	Stl	TO	Blk	Pts	Avg
1949-50	59	-	-	204	600	.340	-	-	-	204	267	.764	-	-	-	95	203	-	-	-	-	612	10.4
1950-51	66	-	-	352	867	.406	-	-	-	278	332	.837	-	-	249	182	244	6	-	-	-	982	14.9
1951-52	42	-	1440	202	522	.387	-	-	-	96	115	.835	-	-	219	90	121	2	-	-	-	500	11.9
1952-53	66	-	2200	254	686	.370	-	-	-	165	201	.821	-	-	233	166	226	8	-	-	-	673	10.2
1953-54	52	-	1522	175	525	.333	-	-	-	70	81	.864	-	-	130	77	128	0	-	-	-	420	8.1
Totals	**285**	**-**	**5162**	**1187**	**3200**	**.371**	**-**	**-**	**-**	**813**	**996**	**.816**	**-**	**-**	**831**	**610**	**922**	**16**	**-**	**-**	**-**	**3187**	**11.2**

Playoffs

Season	G	GS	Min	FG	FGA	Pct.	3P	3PA	Pct.	FT	FTA	Pct.	Off	Def	Tot	Ast	PF	Dq	Stl	TO	Blk	Pts	Avg
1949-50	5	-	-	23	52	.442	-	-	-	29	32	.906	-	-	-	7	25	-	-	-	-	75	15.0
1950-51	14	-	-	83	193	.430	-	-	-	51	56	.911	-	-	52	37	42	1	-	-	-	217	15.5
1951-52	Did Not Play – Injured																						
1952-53	11	-	397	44	116	.379	-	-	-	29	34	.853	-	-	35	20	35	2	-	-	-	117	10.6
1953-54	3	0	66	8	14	.571	-	-	-	11	13	.846	-	-	2	1	12	1	-	-	-	27	9.0
Totals	**33**	**-**	**463**	**158**	**375**	**.421**	**-**	**-**	**-**	**120**	**135**	**.889**	**-**	**-**	**89**	**65**	**114**	**4**	**-**	**-**	**-**	**436**	**13.2**

NBA All-Star

Season	Min	FG	FGA	Pct.	3P	3PA	Pct.	FT	FTA	Pct.	Off	Def	Tot	Ast	PF	Dq	Stl	TO	Blk	Pts
1951	-	4	6	.667	-	-	-	1	1	1.000	-	-	2	2	3	0	-	-	-	9

Bowie, Anthony • Guard • 6-6 • 200 • College: Oklahoma • Born Nov. 9, 1963 in Tulsa, OK

Signed as free agent on Jan. 6, 1998. Became free agent following 1997-98 season. Also played for San Antonio (1988-89), Houston (1989-90) and Orlando (1991-92 – 1995-96).

Regular Season

Season	G	GS	Min	FG	FGA	Pct.	3P	3PA	Pct.	FT	FTA	Pct.	Off	Def	Tot	Ast	PF	Dq	Stl	TO	Blk	Pts	Avg
1997-98	27	3	224	32	59	.542	3	4	.750	8	9	.889	9	17	26	11	25	1	6	7	2	75	2.8

Playoffs

Season	G	GS	Min	FG	FGA	Pct.	3P	3PA	Pct.	FT	FTA	Pct.	Off	Def	Tot	Ast	PF	Dq	Stl	TO	Blk	Pts	Avg
1997-98	7	0	23	2	4	.500	0	0	—	0	0	—	0	0	0	1	4	0	1	1	0	4	0.6

Bowman, Nathaniel (Nate The Snake) • Center • 6-10 • 245 • College: Wichita State • Born Mar. 19, 1943 in Fort Worth, TX • Died: Dec. 11, 1984

Purchased from Seattle on Sep. 18, 1967. Traded to Buffalo, with Mike Silliman, for future considerations or draft choice on Jun. 20, 1970. Also played for Chicago (1966-67), Buffalo (1970-71) and Pittsburgh of ABA (1971-72).

Regular Season

Season	G	GS	Min	FG	FGA	Pct.	3P	3PA	Pct.	FT	FTA	Pct.	Off	Def	Tot	Ast	PF	Dq	Stl	TO	Blk	Pts	Avg
1967-68	42	0	272	52	134	.388	-	-	-	10	15	.667	-	-	113	20	69	0	-	-	-	114	2.7
1968-69	67	1	607	82	226	.363	-	-	-	29	61	.475	-	-	220	53	142	4	-	-	-	193	2.9
1969-70	81	1	744	98	235	.417	-	-	-	41	79	.519	-	-	257	46	189	2	-	-	-	237	2.9
Totals	**190**	**2**	**1623**	**232**	**595**	**.390**	**-**	**-**	**-**	**80**	**155**	**.516**	**-**	**-**	**590**	**119**	**400**	**6**	**-**	**-**	**-**	**544**	**2.9**

Playoffs

Season	G	GS	Min	FG	FGA	Pct.	3P	3PA	Pct.	FT	FTA	Pct.	Off	Def	Tot	Ast	PF	Dq	Stl	TO	Blk	Pts	Avg
1967-68	1	0	6	0	4	.000	-	-	-	0	0	—	-	-	3	0	1	0	-	-	-	0	0.0
1968-69	10	0	62	4	15	.267	-	-	-	3	3	1.000	-	-	32	3	16	0	-	-	-	11	1.1
1969-70	18	1	128	18	47	.383	-	-	-	7	10	.700	-	-	44	6	34	0	-	-	-	43	2.4
Totals	**29**	**1**	**196**	**22**	**66**	**.333**	**-**	**-**	**-**	**10**	**13**	**.769**	**-**	**-**	**79**	**9**	**51**	**0**	**-**	**-**	**-**	**54**	**1.9**

Bradley, Alex • Forward • 6-6 • 215 • College: Villanova • Born Oct. 30, 1959 in Bradenton, FL

Selected in fourth round (86th pick overall) of 1981 NBA Draft. Waived on Oct. 6, 1982.

Regular Season

Season	G	GS	Min	FG	FGA	Pct.	3P	3PA	Pct.	FT	FTA	Pct.	Off	Def	Tot	Ast	PF	Dq	Stl	TO	Blk	Pts	Avg
1981-82	39	0	331	54	103	.524	0	1	.000	29	48	.604	31	34	65	11	37	0	12	28	5	137	3.5

Bradley, William (Bill/Dollar Bill) • Forward • 6-5 • 210 • College: Princeton • Born Jul. 28, 1943 in Crystal City, MO

Selected in 1965 NBA Draft (second overall - territorial choice). Signed on Apr. 27, 1967. Retired following 1976-77 season. Elected to Naismith Memorial Basketball Hall of Fame in 1982.

Regular Season

Season	G	GS	Min	FG	FGA	Pct.	3P	3PA	Pct.	FT	FTA	Pct.	Off	Def	Tot	Ast	PF	Dq	Stl	TO	Blk	Pts	Avg
1967-68	45	11	874	142	341	.416	-	-	-	76	104	.731	-	-	113	137	138	2	-	-	-	360	8.0
1968-69	82	39	2413	407	948	.429	-	-	-	206	253	.814	-	-	350	302	295	4	-	-	-	1020	12.4
1969-70	67	64	2098	413	897	.460	-	-	-	145	176	.824	-	-	239	268	219	0	-	-	-	971	14.5
1970-71	78	66	2300	413	912	.453	-	-	-	144	175	.823	-	-	260	280	245	3	-	-	-	970	12.4
1971-72	78	78	2780	504	1085	.465	-	-	-	169	199	.849	-	-	250	315	254	4	-	-	-	1177	15.1
1972-73	82	82	2998	575	1252	.459	-	-	-	169	194	.871	-	-	301	367	273	5	-	-	-	1319	16.1
1973-74	82	82	2813	502	1112	.451	-	-	-	146	167	.874	59	194	253	242	278	2	42	-	21	1150	14.0
1974-75	79	79	2787	452	1036	.436	-	-	-	144	165	.873	65	186	251	247	283	5	74	-	18	1048	13.3
1975-76	82	82	2709	392	906	.433	-	-	-	130	148	.878	47	187	234	247	256	2	68	-	18	914	11.1
1976-77	67	5	1027	127	274	.464	-	-	-	34	42	.810	27	76	103	128	122	0	25	-	8	288	4.3
Totals	**742**	**588**	**22799**	**3927**	**8763**	**.448**	**-**	**-**	**-**	**1363**	**1623**	**.840**	**198**	**643**	**2354**	**2533**	**2363**	**27**	**209**	**-**	**65**	**9217**	**12.4**

Playoffs

Season	G	GS	Min	FG	FGA	Pct.	3P	3PA	Pct.	FT	FTA	Pct.	Off	Def	Tot	Ast	PF	Dq	Stl	TO	Blk	Pts	Avg
1967-68	6	0	64	12	28	.429	-	-	-	9	13	.692	-	-	6	2	7	0	-	-	-	33	5.5
1968-69	10	10	419	65	141	.461	-	-	-	30	39	.769	-	-	73	40	38	1	-	-	-	160	16.0
1969-70	19	19	616	100	233	.429	-	-	-	35	43	.814	-	-	72	60	59	1	-	-	-	235	12.4
1970-71	12	12	368	56	132	.424	-	-	-	14	19	.737	-	-	41	43	40	0	-	-	-	126	10.5
1971-72	16	16	594	106	227	.467	-	-	-	47	56	.839	-	-	47	54	66	1	-	-	-	259	16.2
1972-73	17	17	587	99	221	.448	-	-	-	40	50	.800	-	-	57	45	59	1	-	-	-	238	14.0
1973-74	12	12	425	63	159	.396	-	-	-	25	29	.862	8	20	28	13	39	1	7	-	3	151	12.6
1974-75	3	3	88	9	24	.375	-	-	-	2	2	1.000	4	5	9	6	5	0	2	-	0	20	6.7
Totals	**95**	**89**	**3161**	**510**	**1165**	**.438**	**-**	**-**	**-**	**202**	**251**	**.805**	**12**	**25**	**333**	**263**	**313**	**5**	**9**	**-**	**3**	**1222**	**12.9**

NBA All-Star

Season	Min	FG	FGA	Pct.	3P	3PA	Pct.	FT	FTA	Pct.	Off	Def	Tot	Ast	PF	Dq	Stl	TO	Blk	Pts
1973	12	2	5	.400	-	-	-	0	0	—	-	-	1	0	2	0	-	-	-	4

Braun, Carl (Baby Face) • Forward • 6-5 • 180 • College: Colgate • Born Sep. 25, 1927 in Brooklyn, NY • Died Feb. 10, 2010

Re-signed on Sep. 16, 1948, Aug. 23, 1949, Sep. 15, 1952, Sep. 17, 1953, Sep. 1954, Jul. 12, 1956, Jul. 29, 1957, Jun. 30, 1958 and Sep. 15, 1959. Waived on May 8, 1961. Also played for Boston (1961-62).

Regular Season

Season	G	GS	Min	FG	FGA	Pct.	3P	3PA	Pct.	FT	FTA	Pct.	Off	Def	Tot	Ast	PF	Dq	Stl	TO	Blk	Pts	Avg
1947-48	47	-	-	276	854	.323	-	-	-	119	183	.650	-	-	-	61	102	-	-	-	-	671	14.3
1948-49	57	-	-	299	906	.330	-	-	-	212	279	.760	-	-	-	173	144	-	-	-	-	810	14.2
1949-50	67	-	-	373	1024	.364	-	-	-	285	374	.762	-	-	-	247	188	-	-	-	-	1031	15.4
1950-51	Did Not Play – In Military Service																						
1951-52	Did Not Play – In Military Service																						
1952-53	70	-	2316	323	807	.400	-	-	-	331	401	.825	-	-	233	243	287	14	-	-	-	977	14.0
1953-54	72	-	2373	354	884	.400	-	-	-	354	429	.825	-	-	246	209	259	6	-	-	-	1062	14.8
1954-55	71	-	2479	400	1032	.388	-	-	-	274	342	.801	-	-	295	274	208	3	-	-	-	1074	15.1
1955-56	72	-	2316	396	1064	.372	-	-	-	320	382	.838	-	-	259	298	215	3	-	-	-	1112	15.4
1956-57	72	-	2345	378	993	.381	-	-	-	245	303	.809	-	-	259	256	195	1	-	-	-	1001	13.9
1957-58	71	-	2475	426	1018	.418	-	-	-	321	378	.849	-	-	330	393	183	2	-	-	-	1173	16.5
1958-59	72	-	1959	287	684	.420	-	-	-	180	218	.826	-	-	251	349	178	3	-	-	-	754	10.5
1959-60	54	-	1514	285	659	.432	-	-	-	129	154	.838	-	-	168	270	137	2	-	-	-	699	12.9
1960-61	15	-	218	37	79	.468	-	-	-	11	14	.786	-	-	31	48	29	0	-	-	-	85	5.7
Totals	**740**	**-**	**17995**	**3834**	**10004**	**.383**	**-**	**-**	**-**	**2781**	**3457**	**.804**	**-**	**-**	**2072**	**2821**	**2125**	**34**	**-**	**-**	**-**	**10449**	**14.1**

Playoffs

Season	G	GS	Min	FG	FGA	Pct.	3P	3PA	Pct.	FT	FTA	Pct.	Off	Def	Tot	Ast	PF	Dq	Stl	TO	Blk	Pts	Avg
1947-48	3	-	-	12	41	.293	-	-	-	6	10	.600	-	-	-	2	6	0	-	-	-	30	10.0
1948-49	6	-	-	33	102	.324	-	-	-	50	62	.806	-	-	-	19	22	1	-	-	-	116	19.3
1949-50	5	-	-	28	68	.412	-	-	-	29	38	.763	-	-	-	19	21	1	-	-	-	85	17.0
1952-53	11	-	374	47	145	.324	-	-	-	54	67	.806	-	-	44	31	46	2	-	-	-	148	13.5
1953-54	4	2	125	18	52	.346	-	-	-	35	40	.875	-	-	12	9	22	2	-	-	-	71	17.8
1954-55	3	3	103	18	44	.409	-	-	-	18	20	.900	-	-	14	16	11	0	-	-	-	54	18.0
1958-59	2	2	62	12	32	.375	-	-	-	8	9	.889	-	-	4	10	4	0	-	-	-	32	16.0
Totals	**34**	**7**	**664**	**168**	**484**	**.347**	**-**	**-**	**-**	**200**	**246**	**.813**	**-**	**-**	**74**	**106**	**132**	**6**	**-**	**-**	**-**	**536**	**15.8**

NBA All-Star

Season	Min	FG	FGA	Pct.	3P	3PA	Pct.	FT	FTA	Pct.	Off	Def	Tot	Ast	PF	Dq	Stl	TO	Blk	Pts
1953	21	1	4	.250	-	-	-	1	1	1.000	-	-	3	2	2	0	-	-	-	3
1954	29	4	8	.500	-	-	-	1	1	1.000	-	-	4	2	3	0	-	-	-	9
1955	16	4	6	.667	-	-	-	0	0	—	-	-	2	2	2	0	-	-	-	8
1956	Selected/Did Not Play - Injured																			
1957	24	4	9	.444	-	-	-	2	2	1.000	-	-	3	2	2	0	-	-	-	10
Totals	**90**	**13**	**27**	**.481**	**-**	**-**	**-**	**4**	**4**	**1.000**	**-**	**-**	**12**	**8**	**9**	**0**	**-**	**-**	**-**	**30**

Brennan, Peter (Pete) • Forward • 6-6 • 205 • College: North Carolina • Born Sep. 23, 1936 in Brooklyn, NY • Died Jun. 8, 2012

Selected in first round (fourth pick overall) of 1958 NBA Draft. Waived on Oct. 25, 1959.

Regular Season

Season	G	GS	Min	FG	FGA	Pct.	3P	3PA	Pct.	FT	FTA	Pct.	Off	Def	Tot	Ast	PF	Dq	Stl	TO	Blk	Pts	Avg
1958-59	16	-	136	13	43	.302	-	-	-	14	25	.560	-	-	31	6	15	0	-	-	-	40	2.5
1959-60	Did Not Play																						
Totals	**16**	**-**	**136**	**13**	**43**	**.302**	**-**	**-**	**-**	**14**	**25**	**.560**	**-**	**-**	**31**	**6**	**15**	**0**	**-**	**-**	**-**	**40**	**2.5**

Playoffs

Season	G	GS	Min	FG	FGA	Pct.	3P	3PA	Pct.	FT	FTA	Pct.	Off	Def	Tot	Ast	PF	Dq	Stl	TO	Blk	Pts	Avg
1958-59	2	0	6	2	7	.286	-	-	-	0	1	.000	-	-	5	0	4	0	-	-	-	4	2.0

Brewer, Jamison • Guard • 6-4 • 195 • College: Auburn • Born Nov. 19, 1980 in East Point, GA

Signed as free agent on Aug. 27, 2004. Traded, with Nazr Mohammed, to San Antonio for Malik Rose and conditional first-round draft picks in 2005 and 2006 on Feb. 24, 2005. Signed as free agent on Oct. 14, 2005. Also played for Indiana (2001-02 - 2003-04).

Regular Season

Season	G	GS	Min	FG	FGA	Pct.	3P	3PA	Pct.	FT	FTA	Pct.	Off	Def	Tot	Ast	PF	Dq	Stl	TO	Blk	Pts	Avg
2004-05	18	0	185	11	37	.297	3	15	.200	6	13	.462	6	16	22	12	11	0	8	13	1	31	1.7

Brindley, Aud • Forward • 6-4 • 175 • College: Dartmouth • Born Dec. 31, 1923 in Mineola, NY • Died Nov. 19, 1958

Regular Season

Season	G	GS	Min	FG	FGA	Pct.	3P	3PA	Pct.	FT	FTA	Pct.	Off	Def	Tot	Ast	PF	Dq	Stl	TO	Blk	Pts	Avg
1946-47	12	-	-	14	49	.286	-	-	-	6	7	.857	-	-	-	1	16	-	-	-	-	34	2.8

Playoffs

Season	G	GS	Min	FG	FGA	Pct.	3P	3PA	Pct.	FT	FTA	Pct.	Off	Def	Tot	Ast	PF	Dq	Stl	TO	Blk	Pts	Avg
1946-47	3	-	-	3	6	.500	-	-	-	4	6	.667	-	-	-	0	4	-	-	-	-	10	3.3

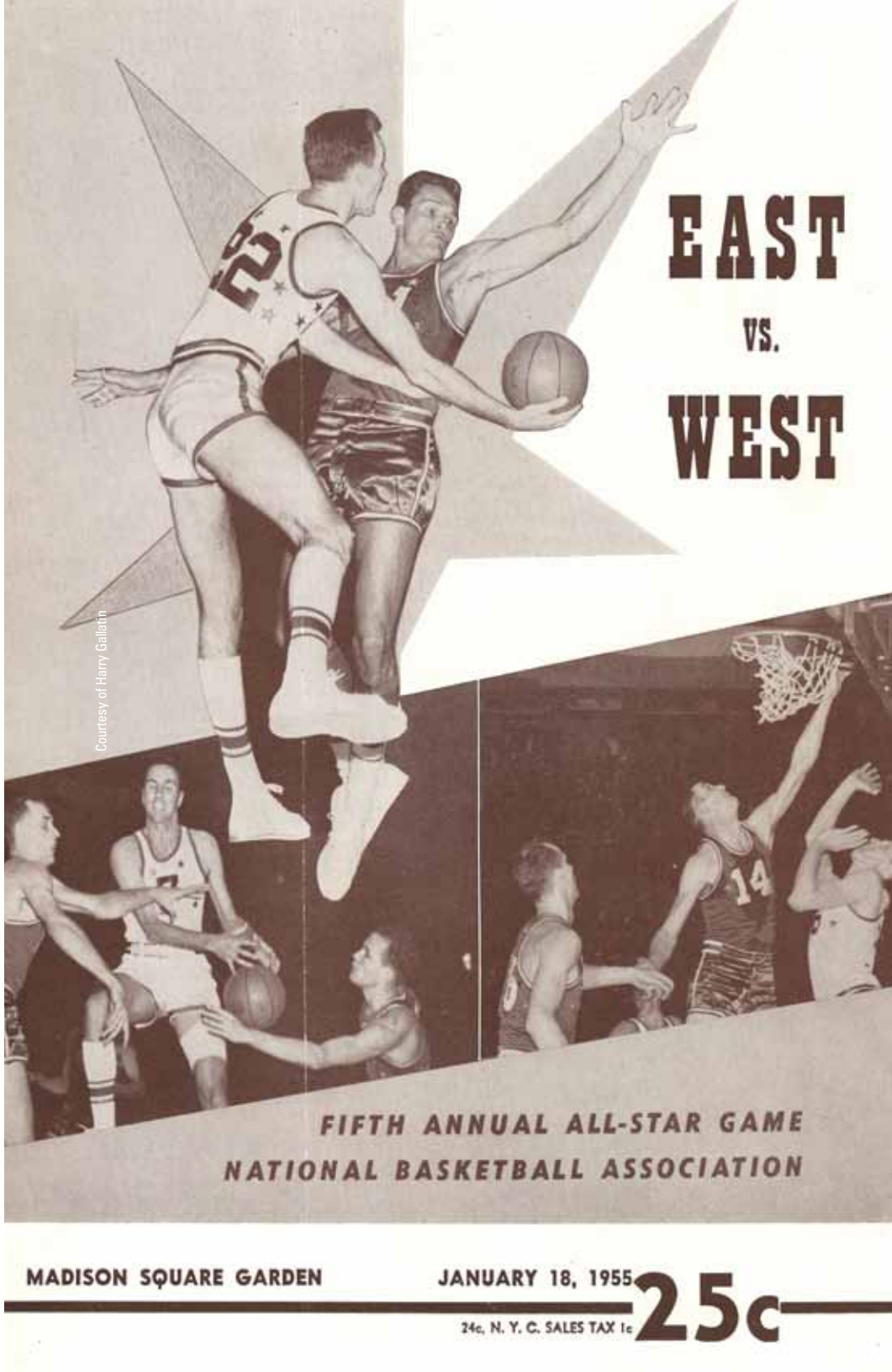

Brooks, Scott • Guard • 5-11 • 165 • College: California-Irvine • Born Jul. 31, 1965 in French Camp, CA

Signed as free agent on Oct. 14, 1996. Re-signed as free agent on Sep. 29, 1997. Traded to Boston, with Walter McCarty, Dontaé Jones and John Thomas, for Chris Mills and two future second-round draft choices on Oct. 22, 1997. Also played for Philadelphia (1988-89 – 1989-90), Minnesota (1990-91 – 1991-92), Houston (1992-93 – 1994-95), Dallas (1994-95 – 1995-96), Cleveland (1997-98) and L.A. Clippers (1998-99).

Regular Season

Season	G	GS	Min	FG	FGA	Pct.	3P	3PA	Pct.	FT	FTA	Pct.	Off	Def	Tot	Ast	PF	Dq	Stl	TO	Blk	Pts	Avg
1996-97	38	0	251	19	39	.487	5	12	.417	14	15	.933	6	12	18	29	35	1	21	10	0	57	1.5

Playoffs

Season	G	GS	Min	FG	FGA	Pct.	3P	3PA	Pct.	FT	FTA	Pct.	Off	Def	Tot	Ast	PF	Dq	Stl	TO	Blk	Pts	Avg
1996-97	4	0	7	1	2	.500	0	0	—	1	1	1.000	0	0	0	0	0	0	0	0	0	3	0.8

Brown, Derrick • Forward • 6-8 • 220 • College: Xavier • Born Sep. 8, 1987 in Oakland, CA

Claimed off waivers Mar. 1, 2011. Became free agent following 2010-11 season. Also played for Charlotte (2009-10 – 2010-11, 2011-12).

Regular Season

Season	G	GS	Min	FG	FGA	Pct.	3P	3PA	Pct.	FT	FTA	Pct.	Off	Def	Tot	Ast	PF	Dq	Stl	TO	Blk	Pts	Avg
2010-11	8	0	88	12	18	.667	3	4	.750	7	13	.538	9	6	15	4	11	0	4	7	2	34	4.3

Playoffs

Season	G	GS	Min	FG	FGA	Pct.	3P	3PA	Pct.	FT	FTA	Pct.	Off	Def	Tot	Ast	PF	Dq	Stl	TO	Blk	Pts	Avg
2010-11											Did Not Play												

Brunson, Erick (Rick) • Guard • 6-4 • 190 • College: Temple • Born Jun. 14, 1972 in Syracuse, NY

Signed as free agent on Oct. 23, 1997. Waived on Oct. 30, 1997. Signed as free agent on Jan. 21, 1999. Re-signed on Sep. 21, 1999. Became free agent following 1999-2000 season. Claimed off waivers on Nov. 27, 2000. Became free agent following 2000-01 season. Also played for Portland (1997-98, 2001-02), Boston (2000-01), Chicago (2002-03 - 2003-04), Toronto (2003-04), L.A. Clippers (2004-05), Seattle (2005-06) and Houston (2005-06).

Regular Season

Season	G	GS	Min	FG	FGA	Pct.	3P	3PA	Pct.	FT	FTA	Pct.	Off	Def	Tot	Ast	PF	Dq	Stl	TO	Blk	Pts	Avg
1998-99	17	0	95	6	21	.286	0	5	.000	5	18	.278	3	7	10	19	18	0	9	12	0	17	1.0
1999-00	37	0	289	29	70	.414	2	13	.154	11	18	.611	3	24	27	49	35	0	9	31	1	71	1.9
2000-01	15	0	66	8	19	.421	0	3	.000	4	6	.667	3	9	12	7	5	0	1	8	0	20	1.3
Totals	**69**	**0**	**450**	**43**	**110**	**.391**	**2**	**21**	**.095**	**20**	**42**	**.476**	**9**	**40**	**49**	**75**	**58**	**0**	**19**	**51**	**1**	**108**	**1.6**

Playoffs

Season	G	GS	Min	FG	FGA	Pct.	3P	3PA	Pct.	FT	FTA	Pct.	Off	Def	Tot	Ast	PF	Dq	Stl	TO	Blk	Pts	Avg
1998-99	9	0	18	2	5	.400	0	0	—	2	2	1.000	1	0	1	2	3	0	0	4	0	6	0.7
1999-00	3	0	4	0	1	.000	0	0	—	0	0	—	0	0	0	1	2	0	1	0	0	0	0.0
2000-01	2	0	4	0	1	.000	0	0	—	3	4	.750	0	0	0	0	0	0	0	1	0	3	1.5
Totals	**14**	**0**	**26**	**2**	**7**	**.286**	**0**	**0**	**—**	**5**	**6**	**.833**	**1**	**0**	**1**	**3**	**5**	**0**	**1**	**5**	**0**	**9**	**0.6**

Bryant, Emmette (Em) • Guard • 6-1 • 175 • College: DePaul • Born Nov. 4, 1938 in Chicago, IL

Selected in seventh round (52nd pick overall) of 1964 NBA Draft. Selected by Phoenix in 1968 NBA Expansion Draft. Also played for Boston (1968-69 – 1969-70) and Buffalo (1970-71 – 1971-72).

Regular Season

Season	G	GS	Min	FG	FGA	Pct.	3P	3PA	Pct.	FT	FTA	Pct.	Off	Def	Tot	Ast	PF	Dq	Stl	TO	Blk	Pts	Avg
1964-65	77	29	1332	145	436	.333	-	-	-	87	133	.654	-	-	167	167	212	3	-	-	-	377	4.9
1965-66	71	4	1193	212	449	.472	-	-	-	74	101	.733	-	-	170	216	215	4	-	-	-	498	7.0
1966-67	63	30	1593	236	577	.409	-	-	-	74	114	.649	-	-	273	218	231	4	-	-	-	546	8.7
1967-68	77	7	968	112	291	.385	-	-	-	59	86	.686	-	-	133	134	173	0	-	-	-	283	3.7
Totals	**288**	**70**	**5086**	**705**	**1753**	**.402**	**-**	**-**	**-**	**294**	**434**	**.677**	**-**	**-**	**743**	**735**	**831**	**11**	**-**	**-**	**-**	**1704**	**5.9**

Playoffs

Season	G	GS	Min	FG	FGA	Pct.	3P	3PA	Pct.	FT	FTA	Pct.	Off	Def	Tot	Ast	PF	Dq	Stl	TO	Blk	Pts	Avg
1966-67	4	0	76	5	21	.238	-	-	-	11	11	1.000	-	-	9	9	16	0	-	-	-	21	5.3
1967-68	5	0	75	4	13	.308	-	-	-	4	5	.800	-	-	14	7	13	0	-	-	-	12	2.4
Totals	**9**	**0**	**151**	**9**	**34**	**.265**	**-**	**-**	**-**	**15**	**16**	**.938**	**-**	**-**	**23**	**16**	**29**	**0**	**-**	**-**	**-**	**33**	**3.7**

Buckner, Cleveland • Forward • 6-9 • 210 • College: Jackson State • Born Aug. 17, 1938 in Yazoo City, MS • Died Oct. 5, 2006

Selected in sixth round (51st pick overall) of 1961 NBA Draft. Signed on May 24, 1961.

Regular Season

Season	G	GS	Min	FG	FGA	Pct.	3P	3PA	Pct.	FT	FTA	Pct.	Off	Def	Tot	Ast	PF	Dq	Stl	TO	Blk	Pts	Avg
1961-62	62	-	696	158	367	.431	-	-	-	83	133	.624	-	-	236	39	114	1	-	-	-	399	6.4
1962-63	6	-	27	5	10	.500	-	-	-	2	4	.500	-	-	4	5	6	0	-	-	-	12	2.0
Totals	**68**	**-**	**723**	**163**	**377**	**.432**	**-**	**-**	**-**	**85**	**137**	**.620**	**-**	**-**	**240**	**44**	**120**	**1**	**-**	**-**	**-**	**411**	**6.0**

Budd, David (Dave) • Forward • 6-6 • 210 • College: Wake Forest • Born Oct. 28, 1938 in Woodbury, NJ

Selected in second round (10th pick overall) of 1960 NBA Draft. Signed on Jul. 18, 1960. Selected by Chicago in 1961 NBA Expansion Draft. Traded from Chicago for rights to Charlie Tyra and Bob McNeill on May 16, 1961. Re-signed on Aug. 12, 1961.

Regular Season

Season	G	GS	Min	FG	FGA	Pct.	3P	3PA	Pct.	FT	FTA	Pct.	Off	Def	Tot	Ast	PF	Dq	Stl	TO	Blk	Pts	Avg
1960-61	61	-	1075	156	361	.432	-	-	-	87	134	.649	-	-	297	45	171	2	-	-	-	399	6.5
1961-62	79	-	1370	188	431	.436	-	-	-	138	231	.597	-	-	345	86	162	4	-	-	-	514	6.5
1962-63	78	-	1725	294	596	.493	-	-	-	151	202	.748	-	-	395	87	204	3	-	-	-	739	9.5
1963-64	73	-	1031	128	297	.431	-	-	-	84	115	.730	-	-	276	57	130	1	-	-	-	340	4.7
1964-65	62	4	1188	196	407	.482	-	-	-	121	170	.712	-	-	310	62	147	1	-	-	-	513	8.3
Totals	**353**	**4**	**6389**	**962**	**2092**	**.460**	**-**	**-**	**-**	**581**	**852**	**.682**	**-**	**-**	**1623**	**337**	**814**	**11**	**-**	**-**	**-**	**2505**	**7.1**

Bunch, Darnell (Greg) • Forward • 6-6 • 190 • College: California State-Fullerton • Born May 15, 1956 in San Bernadino, CA

Selected in second round (34th pick overall) of 1978 NBA Draft. Waived on Nov. 14, 1978.

Regular Season

Season	G	GS	Min	FG	FGA	Pct.	3P	3PA	Pct.	FT	FTA	Pct.	Off	Def	Tot	Ast	PF	Dq	Stl	TO	Blk	Pts	Avg
1978-79	12	0	97	9	26	.346	-	-	-	10	12	.833	9	8	17	14	10	0	3	5	3	28	2.3

Bunt, Richard (Dick) • Guard • 6-0 • 170 • College: New York University • Born Jul. 13, 1930 in New York, NY

Selected in 1952 NBA Draft. Also played for Baltimore (1952-53).

Regular Season

Season	G	GS	Min	FG	FGA	Pct.	3P	3PA	Pct.	FT	FTA	Pct.	Off	Def	Tot	Ast	PF	Dq	Stl	TO	Blk	Pts	Avg
1952-53	14	-	145	11	52	.212	-	-	-	16	23	.696	-	-	12	7	-	-	-	-	-	38	2.7

Burden, Luther (Ticky) • Guard • 6-2 • 195 • College: Utah • Born Feb. 28, 1953 in Haines City, FL

Selected in second round (26th pick overall) of 1975 NBA Draft. Also played for Virginia of ABA (1975-76).

Regular Season

Season	G	GS	Min	FG	FGA	Pct.	3P	3PA	Pct.	FT	FTA	Pct.	Off	Def	Tot	Ast	PF	Dq	Stl	TO	Blk	Pts	Avg
1976-77	61	2	608	148	352	.420	-	-	-	51	85	.600	26	40	66	62	88	0	47	-	1	347	5.7
1977-78	2	0	15	1	2	.500	-	-	-	0	0	—	0	0	0	1	1	0	1	-	0	2	1.0
Totals	**63**	**2**	**623**	**149**	**354**	**.421**	**-**	**-**	**-**	**51**	**85**	**.600**	**26**	**40**	**66**	**63**	**89**	**0**	**48**	**-**	**1**	**349**	**5.5**

Burton, Edward (Ed) • Forward • 6-6 • 225 • College: Michigan State • Born Aug. 13, 1939 in Blythville, AR

Also played for St. Louis (1964-65).

Regular Season

Season	G	GS	Min	FG	FGA	Pct.	3P	3PA	Pct.	FT	FTA	Pct.	Off	Def	Tot	Ast	PF	Dq	Stl	TO	Blk	Pts	Avg
1961-62	8	-	28	7	14	.500	-	-	-	1	4	.250	-	-	5	1	3	0	-	-	-	15	1.9

Butcher, Donnis (Donnie) • Guard • 6-3 • 200 • College: Pikeville • Born Feb. 8, 1936 in Williamsport, KY • Died Oct. 8, 2012

Selected in seventh round (60th pick overall) of 1961 NBA Draft. Traded to Detroit, with Bob Duffy, in three-team deal on Dec. 16, 1963; Cincinnati sent Bob Boozer and cash to New York; Detroit sent Larry Staverman to Cincinnati and Johnny Egan to New York. Also played for Detroit (1963-64 – 1965-66).

Regular Season

Season	G	GS	Min	FG	FGA	Pct.	3P	3PA	Pct.	FT	FTA	Pct.	Off	Def	Tot	Ast	PF	Dq	Stl	TO	Blk	Pts	Avg
1961-62	47	-	479	48	155	.310	-	-	-	42	69	.609	-	-	79	51	63	0	-	-	-	138	2.9
1962-63	68	-	1193	172	424	.406	-	-	-	131	194	.675	-	-	180	138	164	1	-	-	-	475	7.0
1963-64	26	-	418	37	115	.322	-	-	-	42	66	.636	-	-	67	66	53	0	-	-	-	116	4.5
Totals	**141**	**-**	**2090**	**257**	**694**	**.370**	**-**	**-**	**-**	**215**	**329**	**.653**	**-**	**-**	**326**	**255**	**280**	**1**	**-**	**-**	**-**	**729**	**5.2**

Butler, Elbert (Al) • Guard • 6-2 • 175 • College: Niagara • Born Jul. 9, 1938 in Rochester, NY • Died Jul. 17, 2000

Purchased from Boston on Dec. 11, 1961. Sold to Baltimore on Oct. 17, 1964. Also played for Boston (1961-62) and Baltimore (1964-65).

Regular Season

Season	G	GS	Min	FG	FGA	Pct.	3P	3PA	Pct.	FT	FTA	Pct.	Off	Def	Tot	Ast	PF	Dq	Stl	TO	Blk	Pts	Avg
1961-62	54	-	1969	336	725	.463	-	-	-	124	176	.705	-	-	325	201	147	0	-	-	-	796	14.7
1962-63	74	-	1488	297	676	.439	-	-	-	144	187	.770	-	-	170	156	145	3	-	-	-	738	10.0
1963-64	76	-	1379	260	616	.422	-	-	-	138	187	.738	-	-	168	157	167	3	-	-	-	658	8.7
Totals	**204**	**-**	**4836**	**893**	**2017**	**.443**	**-**	**-**	**-**	**406**	**550**	**.738**	**-**	**-**	**663**	**514**	**459**	**6**	**-**	**-**	**-**	**2192**	**10.7**

Butler, Greg (G-Man) • Center • 6-11 • 240 • College: Stanford • Born Mar. 11, 1966 in Inglewood, CA

Selected in second round (37th pick overall) of 1988 NBA Draft. Became free agent following 1989-90 season. Also played for L.A. Clippers (1990-91).

Regular Season

Season	G	GS	Min	FG	FGA	Pct.	3P	3PA	Pct.	FT	FTA	Pct.	Off	Def	Tot	Ast	PF	Dq	Stl	TO	Blk	Pts	Avg
1988-89	33	0	140	20	48	.417	0	3	.000	16	20	.800	9	19	28	2	28	0	1	17	2	56	1.7
1989-90	13	0	33	3	12	.250	0	0	—	0	2	.000	3	6	9	1	8	0	0	3	0	6	0.5
Totals	**46**	**0**	**173**	**23**	**60**	**.383**	**0**	**3**	**.000**	**16**	**22**	**.727**	**12**	**25**	**37**	**3**	**36**	**0**	**1**	**20**	**2**	**62**	**1.3**

Butler, Jackie (Paper) • Center • 6-10 • 250 • College: none • Born Mar. 10, 1986 in McComb, MS

Signed as free agent on Feb. 27, 2005. Became free agent following 2005-06 season. Also played for San Antonio (2006-07).

Regular Season

Season	G	GS	Min	FG	FGA	Pct.	3P	3PA	Pct.	FT	FTA	Pct.	Off	Def	Tot	Ast	PF	Dq	Stl	TO	Blk	Pts	Avg
2004-05	3	0	5	4	4	1.000	0	0	---	2	2	1.000	0	0	0	0	0	0	1	1	0	10	3.3
2005-06	55	0	740	117	215	.544	0	0	---	58	77	.753	67	116	183	25	127	0	17	62	31	292	5.3
Totals	**58**	**0**	**745**	**121**	**219**	**.553**	**0**	**0**	**---**	**60**	**79**	**.759**	**67**	**116**	**183**	**25**	**127**	**0**	**18**	**63**	**31**	**302**	**5.2**

Byrnes, Thomas (Tommy/Shadow) • Guard • 6-3 • 175 • College: Seton Hall • Born Feb. 19, 1923 in New York, NY • Died Jan. 9, 1981

Member of Original 1946-47 Knicks. Traded to Indianapolis for Ray Lumpp on Jan. 26, 1949. Traded to Baltimore, with Sid Tanenbaum, for Connie Simmons on Feb. 11, 1949. Rights reacquired in May 1949. Also played for Indianapolis (1948-49), Baltimore (1949-50 - 1950-51), Washington (1950-51) and Tri-Cities (1950-51).

Regular Season

Season	G	GS	Min	FG	FGA	Pct.	3P	3PA	Pct.	FT	FTA	Pct.	Off	Def	Tot	Ast	PF	Dq	Stl	TO	Blk	Pts	Avg
1946-47	60	-	-	175	583	.300	-	-	-	103	160	.644	-	-	-	35	90	-	-	-	-	453	7.6
1947-48	47	-	-	117	410	.285	-	-	-	65	103	.631	-	-	-	17	56	-	-	-	-	299	6.4
1948-49	35	-	-	77	270	.285	-	-	-	46	81	.568	-	-	-	54	-	-	-	-	-	200	5.7
Totals	**142**	**-**	**-**	**369**	**1263**	**.292**	**-**	**-**	**-**	**214**	**344**	**.622**	**-**	**-**	**-**	**106**	**146**	**-**	**-**	**-**	**-**	**952**	**6.7**

Playoffs

Season	G	GS	Min	FG	FGA	Pct.	3P	3PA	Pct.	FT	FTA	Pct.	Off	Def	Tot	Ast	PF	Dq	Stl	TO	Blk	Pts	Avg
1946-47	5	-	-	11	46	.239	-	-	-	2	11	.182	-	-	-	0	2	0	-	-	-	24	4.8
1947-48	3	-	-	11	27	.407	-	-	-	4	12	.333	-	-	-	2	7	0	-	-	-	26	8.7
Totals	**8**	**-**	**-**	**22**	**73**	**.301**	**-**	**-**	**-**	**6**	**23**	**.261**	**-**	**-**	**-**	**2**	**9**	**0**	**-**	**-**	**-**	**50**	**6.3**

Caldwell, James (Jim) • Center • 6-10 • 234 • College: Georgia Tech • Born Jan. 28, 1943 in Durham, NC

Waived on Oct. 29, 1967. Also played for New Jersey (1967-68) and Kentucky (1967-68 – 1968-69) of ABA.

Regular Season

Season	G	GS	Min	FG	FGA	Pct.	3P	3PA	Pct.	FT	FTA	Pct.	Off	Def	Tot	Ast	PF	Dq	Stl	TO	Blk	Pts	Avg
1967-68	2	0	7	0	1	.000	-	-	-	0	0	—	-	-	1	1	1	0	-	-	-	0	0.0

Camby, Marcus (MC) • Center/Forward • 6-11 • 245 • College: Massachusetts • Born Mar. 22, 1974 in Hartford, CT

Traded from Toronto for Charles Oakley, draft rights to Sean Marks and cash on Jun. 25, 1998. Traded to Denver, with Mark Jackson and draft rights to Maybyner Hilario, for Antonio McDyess, draft rights to Frank Williams and 2003 second-round draft choice on Jun. 26, 2002. Traded from Houston, via sign-and-trade, for Toney Douglas, Josh Harrellson, Jerome Jordan and two future second-round draft choices on Jul. 11, 2012. Also played for Toronto (1996-97 – 1997-98, Denver (2002-03 – 2007-08), L.A. Clippers (2008-09 – 2009-10), Portland (2009-10 - 2011-12) and Houston (2011-12).

Regular Season

Season	G	GS	Min	FG	FGA	Pct.	3P	3PA	Pct.	FT	FTA	Pct.	Off	Def	Tot	Ast	PF	Dq	Stl	TO	Blk	Pts	Avg
1998-99	46	0	945	136	261	.521	0	0	—	57	103	.553	102	151	253	12	131	2	29	39	74	329	7.2
1999-00	59	11	1548	226	471	.480	1	2	.500	148	221	.670	174	287	461	49	204	5	43	72	116	601	10.2
2000-01	63	63	2127	304	580	.524	1	8	.125	150	225	.667	196	527	723	52	205	4	66	63	136	759	12.0
2001-02	29	29	1007	130	290	.448	0	1	.000	62	99	.626	89	233	322	33	107	3	34	42	50	322	11.1
Totals	**197**	**103**	**5627**	**796**	**1602**	**.497**	**2**	**11**	**.182**	**417**	**648**	**.644**	**561**	**1198**	**1759**	**146**	**647**	**14**	**172**	**216**	**376**	**2011**	**10.2**

Playoffs

Season	G	GS	Min	FG	FGA	Pct.	3P	3PA	Pct.	FT	FTA	Pct.	Off	Def	Tot	Ast	PF	Dq	Stl	TO	Blk	Pts	Avg
1998-99	20	3	509	81	143	.566	0	1	.000	45	73	.616	51	102	153	6	76	2	24	15	38	207	10.4
1999-00	16	0	386	29	86	.337	0	1	.000	19	31	.613	35	77	112	6	51	1	8	12	23	77	4.8
2000-01	4	4	141	10	26	.385	0	0	—	5	13	.385	4	28	32	7	18	1	2	2	9	25	6.3
Totals	**40**	**7**	**1036**	**120**	**255**	**.471**	**0**	**2**	**.000**	**69**	**117**	**.590**	**90**	**207**	**297**	**19**	**145**	**4**	**34**	**29**	**70**	**309**	**7.7**

Campbell, Anthony (Tony/TC) • Forward/Guard • 6-7 • 215 • College: Ohio State • Born May 7, 1962 in Teaneck, NJ

Traded from Minnesota for future conditional draft choice on Sep. 13, 1992. Traded to Dallas, with conditional 1997 first-round draft choice, for Derek Harper on Jan. 6, 1994. Also played for Detroit (1984-85 – 1986-87), L.A. Lakers (1987-88 – 1988-89), Minnesota (1989-90 – 1991-92), Dallas (1993-94) and Cleveland (1994-95).

Regular Season

Season	G	GS	Min	FG	FGA	Pct.	3P	3PA	Pct.	FT	FTA	Pct.	Off	Def	Tot	Ast	PF	Dq	Stl	TO	Blk	Pts	Avg
1992-93	58	13	1062	194	396	.490	2	5	.400	59	87	.678	59	96	155	62	150	0	34	51	5	449	7.7
1993-94	22	11	379	63	128	.492	1	3	.333	30	37	.811	28	32	60	31	59	1	20	29	1	157	7.1
Totals	**80**	**24**	**1441**	**257**	**524**	**.490**	**3**	**8**	**.375**	**89**	**124**	**.718**	**87**	**128**	**215**	**93**	**209**	**1**	**54**	**80**	**6**	**606**	**7.6**

Playoffs

Season	G	GS	Min	FG	FGA	Pct.	3P	3PA	Pct.	FT	FTA	Pct.	Off	Def	Tot	Ast	PF	Dq	Stl	TO	Blk	Pts	Avg
1992-93	2	0	33	4	10	.400	0	1	.000	6	8	.750	2	2	4	2	7	0	1	3	0	14	7.0

Carlisle, Richard (Rick) • Guard • 6-5 • 210 • College: Virginia • Born Oct. 27, 1959 in Ogdensburg, NY

Signed as free agent on Nov. 30, 1987. Waived on Dec. 20,1988. Also played for Boston (1984-85 – 1986-87) and New Jersey (1989-90).

Regular Season

Season	G	GS	Min	FG	FGA	Pct.	3P	3PA	Pct.	FT	FTA	Pct.	Off	Def	Tot	Ast	PF	Dq	Stl	TO	Blk	Pts	Avg
1987-88	26	0	204	29	67	.433	6	17	.353	10	11	.909	6	7	13	32	39	1	11	22	4	74	2.8
1988-89										Did Not Play													
Totals	**26**	**0**	**204**	**29**	**67**	**.433**	**6**	**17**	**.353**	**10**	**11**	**.909**	**6**	**7**	**13**	**32**	**39**	**1**	**11**	**22**	**4**	**74**	**2.8**

Playoffs

Season	G	GS	Min	FG	FGA	Pct.	3P	3PA	Pct.	FT	FTA	Pct.	Off	Def	Tot	Ast	PF	Dq	Stl	TO	Blk	Pts	Avg
1987-88	2	0	8	1	4	.250	0	2	.000	0	0	—	1	1	2	0	1	0	1	0	0	2	1.0

Carter, Anthony • Guard • 6-2 • 200 • College: Hawaii • Born Jun. 16, 1975 in Atlanta, GA

Traded from Denver as part of three-team deal on Feb. 22, 2011; acquired with Carmelo Anthony, Renaldo Balkman, Chauncey Billups and Shelden Williams from Denver for Wilson Chandler, Danilo Gallinari, Raymond Felton, Timofey Mozgov, a future first-round draft selection, two future second-round selections, cash and future draft considerations; Minnesota also sent Corey Brewer to New York for Eddy Curry, Anthony Randolph and cash considerations, and sent Kosta Koufos to Denver in exchange for a future second round draft pick. Became free agent following 2010-11 season. Also played for Miami (1999-00 - 2002-03), San Antonio (2003-04), Minnesota (2004-05 - 2005-06), Denver (2006-07 - 2010-11) and Toronto (2011-12).

Regular Season

Season	G	GS	Min	FG	FGA	Pct.	3P	3PA	Pct.	FT	FTA	Pct.	Off	Def	Tot	Ast	PF	Dq	Stl	TO	Blk	Pts	Avg
2010-11	19	0	310	35	76	.461	8	28	.286	6	6	1.000	7	32	39	43	30	0	18	25	5	84	4.4

Playoffs

Season	G	GS	Min	FG	FGA	Pct.	3P	3PA	Pct.	FT	FTA	Pct.	Off	Def	Tot	Ast	PF	Dq	Stl	TO	Blk	Pts	Avg
2010-11	4	0	49	8	15	.533	1	3	.333	2	2	1.000	2	6	8	6	1	0	2	4	1	19	4.8

Carter, Clarence (Butch) • Guard • 6-5 • 180 • College: Indiana • Born Jun. 11, 1958 in Springfield, OH

Traded from Indiana for 1985 second-round draft choice on Oct. 19, 1984. Waived on Nov. 12, 1985. Also played for L.A. Lakers (1980-81), Indiana (1981-82 – 1983-84) and Philadelphia (1985-86).

Regular Season

Season	G	GS	Min	FG	FGA	Pct.	3P	3PA	Pct.	FT	FTA	Pct.	Off	Def	Tot	Ast	PF	Dq	Stl	TO	Blk	Pts	Avg
1984-85	69	11	1279	214	476	.450	11	43	.256	109	134	.813	36	59	95	167	151	1	57	109	5	548	7.9
1985-86	5	0	31	2	8	.250	0	1	.000	1	1	1.000	2	1	3	3	6	0	1	6	0	5	1.0
Totals	**74**	**11**	**1310**	**216**	**484**	**.446**	**11**	**44**	**.250**	**110**	**135**	**.815**	**38**	**60**	**98**	**170**	**157**	**1**	**58**	**115**	**5**	**553**	**7.5**

Carter, Reginald (Reggie) • Guard • 6-3 • 175 • College: St. John's (NY) • Born Oct. 10, 1957 in New York, NY • Died Dec. 24, 1999

Selected in second round (27th pick overall) of 1979 NBA Draft.

Regular Season

Season	G	GS	Min	FG	FGA	Pct.	3P	3PA	Pct.	FT	FTA	Pct.	Off	Def	Tot	Ast	PF	Dq	Stl	TO	Blk	Pts	Avg
1980-81	60	0	536	59	179	.330	0	3	.000	51	69	.739	30	39	69	76	68	0	22	38	2	169	2.8
1981-82	75	1	923	119	280	.425	0	0	—	64	80	.800	35	60	95	130	124	1	36	78	6	302	4.0
Totals	**135**	**1**	**1459**	**178**	**459**	**.388**	**0**	**3**	**.000**	**115**	**149**	**.772**	**65**	**99**	**164**	**206**	**192**	**1**	**58**	**116**	**8**	**471**	**3.5**

Playoffs

Season	G	GS	Min	FG	FGA	Pct.	3P	3PA	Pct.	FT	FTA	Pct.	Off	Def	Tot	Ast	PF	Dq	Stl	TO	Blk	Pts	Avg
1980-81	1	0	7	0	1	.000	0	0	—	0	0	—	1	1	2	0	4	0	0	1	0	0	0.0

Cartwright, James (Bill/Mr. Bill) • Center • 7-1 • 245 • College: San Francisco • Born Jul. 30, 1957 in Lodi, CA

Selected in first round (third pick overall) of 1979 NBA Draft. Traded to Chicago, with 1988 first and third-round draft choices, for Charles Oakley and 1988 first and third-round draft choices on Jun. 27, 1988. Also played for Chicago (1988-89 – 1993-94) and Seattle (1994-95).

Regular Season

Season	G	GS	Min	FG	FGA	Pct.	3P	3PA	Pct.	FT	FTA	Pct.	Off	Def	Tot	Ast	PF	Dq	Stl	TO	Blk	Pts	Avg
1979-80	82	82	3150	665	1215	.547	0	0	—	451	566	.797	194	532	726	165	279	2	48	222	101	1781	21.7
1980-81	82	81	2925	619	1118	.554	0	1	.000	408	518	.788	161	452	613	111	259	2	48	200	83	1646	20.1
1981-82	72	50	2060	390	694	.562	0	0	—	257	337	.763	116	305	421	87	208	2	48	166	65	1037	14.4
1982-83	82	82	2468	455	804	.566	0	0	—	380	511	.744	185	405	590	136	315	7	41	204	127	1290	15.7
1983-84	77	77	2487	453	808	.561	0	1	.000	404	502	.805	195	454	649	107	262	4	44	200	97	1310	17.0
1984-85										Did Not Play - Injured													
1985-86	2	0	36	3	7	.429	0	0	—	6	10	.600	2	8	10	5	6	0	1	6	1	12	6.0
1986-87	58	50	1989	335	631	.531	0	0	—	346	438	.790	132	313	445	96	188	2	40	128	26	1016	17.5
1987-88	82	4	1676	287	528	.544	0	0	—	340	426	.798	127	257	384	85	234	4	43	135	43	914	11.1
Totals	**537**	**426**	**16791**	**3207**	**5805**	**.552**	**0**	**2**	**.000**	**2592**	**3308**	**.784**	**1112**	**2726**	**3838**	**792**	**1751**	**23**	**313**	**1261**	**543**	**9006**	**16.8**

Playoffs

Season	G	GS	Min	FG	FGA	Pct.	3P	3PA	Pct.	FT	FTA	Pct.	Off	Def	Tot	Ast	PF	Dq	Stl	TO	Blk	Pts	Avg
1980-81	2	2	49	6	17	.353	0	0	—	8	12	.667	4	9	13	1	7	0	1	6	1	20	10.0
1982-83	6	6	172	25	43	.581	0	0	—	17	22	.773	9	25	34	4	25	0	3	19	7	67	11.2
1983-84	12	12	398	70	126	.556	0	0	—	69	80	.863	27	72	99	5	44	0	2	26	14	209	17.4
1987-88	4	0	76	9	18	.500	0	0	—	11	15	.733	8	11	19	6	12	0	0	8	3	29	7.3
Totals	**24**	**20**	**695**	**110**	**204**	**.539**	**0**	**0**	**—**	**105**	**129**	**.814**	**48**	**117**	**165**	**16**	**88**	**0**	**6**	**59**	**25**	**325**	**13.5**

NBA All-Star

Season	Min	FG	FGA	Pct.	3P	3PA	Pct.	FT	FTA	Pct.	Off	Def	Tot	Ast	PF	Dq	Stl	TO	Blk	Pts
1980	14	4	8	.500	0	0	—	0	0	—	1	2	3	1	1	0	0	2	0	8

Cato, Kelvin • Center • 6-11 • 275 • College: Iowa State • Born Aug. 26, 1974 in Atlanta, GA

Signed as free agent on Oct. 25, 2006. Became free agent following 2006-07 season. Also played for Portland (1997-98 - 1998-99), Houston (1999-2000 - 2003-04), Orlando (2004-05 - 2005-06) and Detroit (2005-06).

Regular Season

Season	G	GS	Min	FG	FGA	Pct.	3P	3PA	Pct.	FT	FTA	Pct.	Off	Def	Tot	Ast	PF	Dq	Stl	TO	Blk	Pts	Avg
2006-07	18	0	95	7	22	.318	0	0	---	8	12	.667	12	19	31	0	10	0	3	6	10	22	1.2

Cavenall, Ronnie • Center • 7-1 • 230 • College: Texas Southern • Born Apr. 30, 1959 in Beaumont, TX

Signed as free agent in Aug. 1984. Waived on Oct. 25, 1984. Signed as free agent on Nov. 9, 1984. Became free agent following 1984-85 season. Also played for New Jersey (1988-89).

Regular Season

Season	G	GS	Min	FG	FGA	Pct.	3P	3PA	Pct.	FT	FTA	Pct.	Off	Def	Tot	Ast	PF	Dq	Stl	TO	Blk	Pts	Avg
1984-85	53	2	653	28	86	.326	0	0	—	22	39	.564	53	113	166	19	123	2	12	45	42	78	1.5

Chandler, Tyson • Center • 7-1 • 240 • College: none • Born Oct. 2, 1982 in Hanford, CA

Traded from Dallas, via sign-and-trade, in three-way deal on Dec. 10, 2011; New York sent Ronny Turiaf, cash considerations and 2013 second-round draft choice to Washington and Andy Rautins to Dallas; Dallas sent 2012 second-round draft choice to Washington and draft rights to Ahmad Nivins and Giorgos Printezis to New York; Washington sent conditional future second-round draft choice to Dallas. Also played for Chicago (2001-02 – 2005-06), New Orleans/Oklahoma City (2006-07 – 2008-09), Charlotte (2009-10) and Dallas (2010-11).

Regular Season

Season	G	GS	Min	FG	FGA	Pct.	3P	3PA	Pct.	FT	FTA	Pct.	Off	Def	Tot	Ast	PF	Dq	Stl	TO	Blk	Pts	Avg
2011-12	62	62	2061	241	355	.679	0	2	.000	217	315	.689	212	400	612	56	186	3	56	102	89	699	11.3

Playoffs

Season	G	GS	Min	FG	FGA	Pct.	3P	3PA	Pct.	FT	FTA	Pct.	Off	Def	Tot	Ast	PF	Dq	Stl	TO	Blk	Pts	Avg
2011-12	5	5	167	11	25	.400	0	0	---	9	15	.600	18	27	45	4	18	1	7	15	7	31	6.2

Chandler, Wilson (III, Thrill) • Forward • 6-8 • 225 • College: DePaul • Born May 10, 1987 in Benton Harbor, MI

Selected in first round (23rd overall) of 2007 NBA Draft. Signed to contract on Jul. 27, 2007. Exercised third-year option on Oct. 23, 2008. Traded to Denver as part of three-team deal on Feb. 22, 2011; sent with Danilo Gallinari, Raymond Felton, Timofey Mozgov, a future first-round draft selection, two future second-round selections, cash and future draft considerations to Denver for Carmelo Anthony, Renaldo Balkman, Chauncey Billups, Anthony Carter and Shelden Williams; Minnesota also sent Corey Brewer to New York for Eddy Curry, Anthony Randolph and cash considerations, and sent Kosta Koufos to Denver in exchange for a future second round draft pick.Also played for Denver (2010-12).

Regular Season

Season	G	GS	Min	FG	FGA	Pct.	3P	3PA	Pct.	FT	FTA	Pct.	Off	Def	Tot	Ast	PF	Dq	Stl	TO	Blk	Pts	Avg
2007-08	35	16	685	106	242	.438	9	30	.300	34	54	.630	38	89	127	33	83	1	15	27	16	255	7.3
2008-09	82	70	2735	455	1054	.432	103	314	.328	171	215	.795	91	354	445	170	250	2	71	139	75	1184	14.4
2009-10	65	64	2320	412	860	.479	40	150	.267	129	160	.806	93	255	348	138	184	3	46	108	49	993	15.3
2010-11	51	30	1759	328	712	.461	86	245	.351	96	119	.807	62	241	303	86	152	2	34	67	70	838	16.4
Totals	**233**	**180**	**7499**	**1301**	**2868**	**.454**	**238**	**739**	**.322**	**430**	**548**	**.785**	**284**	**939**	**1223**	**427**	**669**	**8**	**166**	**341**	**210**	**3270**	**14.0**

Chappell, Leonard (Len) • Forward • 6-8 • 240 • College: Wake Forest • Born Jan. 31, 1941 in Portage, PA

Purchased from Philadelphia on Oct. 21,1963. Selected by Chicago in 1966 NBA Expansion Draft. Also played for Syracuse/Philadelphia (1962-63 – 1963-64), Chicago (1966-67), Cincinnati (1966-67 – 1967-68), Detroit (1967-68), Milwaukee (1968-69 – 1969-70), Cleveland (1970-71), Atlanta (1970-71) and Dallas of ABA (1971-72).

Regular Season

Season	G	GS	Min	FG	FGA	Pct.	3P	3PA	Pct.	FT	FTA	Pct.	Off	Def	Tot	Ast	PF	Dq	Stl	TO	Blk	Pts	Avg
1963-64	78	-	2489	531	1183	.449	-	-	-	287	401	.716	-	-	767	83	212	1	-	-	-	1349	17.3
1964-65	43	3	655	145	367	.395	-	-	-	68	100	.680	-	-	140	15	73	0	-	-	-	358	8.3
1965-66	46	3	545	100	238	.420	-	-	-	46	78	.590	-	-	127	26	64	1	-	-	-	246	5.3
Totals	**167**	**6**	**3689**	**776**	**1788**	**.434**	**-**	**-**	**-**	**401**	**579**	**.693**	**-**	**-**	**1034**	**124**	**349**	**2**	**-**	**-**	**-**	**1953**	**11.7**

NBA All-Star

Season	Min	FG	FGA	Pct.	3P	3PA	Pct.	FT	FTA	Pct.	Off	Def	Tot	Ast	PF	Dq	Stl	TO	Blk	Pts
1964	12	1	5	.200	-	-	-	2	2	1.000	-	-	1	2	2	0	-	-	-	4

Cheeks, Maurice (Mo) • Guard • 6-1 • 180 • College: West Texas State • Born Sep. 8, 1956 in Chicago, IL

Traded from San Antonio for Rod Strickland on Feb. 21, 1990. Traded to Atlanta for Tim McCormick on Oct. 2, 1991. Also played for Philadelphia (1978-79 –1988-89), San Antonio (1989-90), Atlanta (1991-92) and New Jersey (1992-93).

Regular Season

Season	G	GS	Min	FG	FGA	Pct.	3P	3PA	Pct.	FT	FTA	Pct.	Off	Def	Tot	Ast	PF	Dq	Stl	TO	Blk	Pts	Avg
1989-90	31	13	753	92	159	.579	3	7	.429	57	65	.877	11	62	73	151	32	0	42	36	5	244	7.9
1990-91	76	64	2147	241	483	.499	5	20	.250	105	129	.814	22	151	173	435	138	0	128	108	10	592	7.8
Totals	**107**	**77**	**2900**	**333**	**642**	**.519**	**8**	**27**	**.296**	**162**	**194**	**.835**	**33**	**213**	**246**	**586**	**170**	**0**	**170**	**144**	**15**	**836**	**7.8**

Playoffs

Season	G	GS	Min	FG	FGA	Pct.	3P	3PA	Pct.	FT	FTA	Pct.	Off	Def	Tot	Ast	PF	Dq	Stl	TO	Blk	Pts	Avg
1989-90	10	10	388	50	104	.481	0	4	.000	28	31	.903	12	27	39	85	21	0	17	19	2	128	12.8
1990-91	3	3	101	14	23	.609	1	3	.333	1	2	.500	3	6	9	16	9	0	3	8	1	30	10.0
Totals	**13**	**13**	**489**	**64**	**127**	**.504**	**1**	**7**	**.143**	**29**	**33**	**.879**	**15**	**33**	**48**	**101**	**30**	**0**	**20**	**27**	**3**	**158**	**12.2**

Childs, Chris (Chili) • Guard • 6-3 • 195 • College: Boise State • Born Nov. 20, 1967 in Bakersfield, CA

Signed as free agent on Jul. 14, 1996. Traded, with 2001 first-round draft choice, to Toronto for Mark Jackson and Tyrone Bogues on Feb. 22, 2001. Also played for New Jersey (1994-95 – 1995-96, 2002-03) and Toronto (2000-01 – 2001-02).

Regular Season

Season	G	GS	Min	FG	FGA	Pct.	3P	3PA	Pct.	FT	FTA	Pct.	Off	Def	Tot	Ast	PF	Dq	Stl	TO	Blk	Pts	Avg
1996-97	65	61	2076	211	510	.414	70	181	.387	113	149	.758	22	169	191	398	213	6	78	180	11	605	9.3
1997-98	68	0	1599	149	354	.421	27	87	.310	104	126	.825	29	133	162	268	179	2	56	103	6	429	6.3
1998-99	48	0	1297	114	267	.427	36	94	.383	64	78	.821	18	115	133	193	156	0	44	85	1	328	6.8
1999-00	71	2	1675	146	357	.409	37	104	.356	47	59	.797	17	130	147	285	240	4	36	105	4	376	5.3
2000-01	51	5	1309	93	222	.419	20	64	.313	39	46	.848	14	124	138	236	160	2	37	98	7	245	4.8
Totals	**303**	**68**	**7956**	**713**	**1710**	**.417**	**190**	**530**	**.358**	**367**	**458**	**.801**	**100**	**671**	**771**	**1380**	**948**	**14**	**251**	**571**	**29**	**1983**	**6.5**

Playoffs

Season	G	GS	Min	FG	FGA	Pct.	3P	3PA	Pct.	FT	FTA	Pct.	Off	Def	Tot	Ast	PF	Dq	Stl	TO	Blk	Pts	Avg
1996-97	10	10	328	38	87	.437	9	26	.346	19	23	.826	9	40	49	59	39	1	20	28	0	104	10.4
1997-98	10	0	254	24	58	.414	4	13	.308	11	15	.733	5	20	25	33	29	0	6	23	0	63	6.3
1998-99	20	0	494	33	93	.355	9	28	.321	19	26	.731	8	39	47	73	64	2	13	30	1	94	4.7
1999-00	16	0	334	27	70	.386	9	28	.321	24	28	.857	1	36	37	39	53	1	7	14	0	87	5.4
Totals	**56**	**10**	**1410**	**122**	**308**	**.396**	**31**	**95**	**.326**	**73**	**92**	**.793**	**23**	**135**	**158**	**204**	**185**	**4**	**46**	**95**	**1**	**348**	**6.2**

Christ, Fred • Guard • 6-4 • 210 • College: Fordham • Born Aug. 6, 1930 in Glendale, NY

Signed on Aug. 12, 1954. Waived on Nov. 30, 1954.

Regular Season

Season	G	GS	Min	FG	FGA	Pct.	3P	3PA	Pct.	FT	FTA	Pct.	Off	Def	Tot	Ast	PF	Dq	Stl	TO	Blk	Pts	Avg
1954-55	6	2	48	5	18	.278	-	-	-	10	11	.909	-	-	8	7	3	0	-	-	-	20	3.3

Christie, Douglas (Doug) • Guard/Forward • 6-6 • 205 • College: Pepperdine • Born May 9, 1970 in Seattle, WA

Traded from L.A. Lakers for two second round draft choices on Oct. 13, 1994. Traded, with Herb Williams and cash, to Toronto for Willie Anderson and Victor Alexander on Feb. 18, 1996. Also played for L.A. Lakers (1992-93 – 1993-94), Toronto (1995-96 - 1999-2000) Sacramento (2000-01 – 2004-05) Orlando (2004-05), Dallas (2005-06) and L.A. Clippers (2006-07).

Regular Season

Season	G	GS	Min	FG	FGA	Pct.	3P	3PA	Pct.	FT	FTA	Pct.	Off	Def	Tot	Ast	PF	Dq	Stl	TO	Blk	Pts	Avg
1994-95	12	0	79	5	22	.227	1	7	.143	4	5	.800	3	10	13	8	18	1	2	13	1	15	1.3
1995-96	23	0	218	35	73	.479	10	19	.526	13	22	.591	8	26	34	25	41	1	12	19	3	93	4.0
Totals	**35**	**0**	**297**	**40**	**95**	**.421**	**11**	**26**	**.423**	**17**	**27**	**.630**	**11**	**36**	**47**	**33**	**59**	**2**	**14**	**32**	**4**	**108**	**3.1**

Playoffs

Season	G	GS	Min	FG	FGA	Pct.	3P	3PA	Pct.	FT	FTA	Pct.	Off	Def	Tot	Ast	PF	Dq	Stl	TO	Blk	Pts	Avg
1994-95	2	0	6	0	4	.000	0	0	—	0	0	—	0	0	0	0	3	0	0	1	0	0	0.0

Cleamons, James (Jim) • Guard • 6-3 • 185 • College: Ohio State • Born Sep. 13, 1949 in Lincolnton, NC

Signed as veteran free agent on Oct. 10, 1977; traded Walt Frazier to Cleveland as compensation. Traded to Washington for future considerations on Dec. 4, 1979. Also played for L.A. Lakers (1971-72), Cleveland (1972-73 – 1976-77) and Washington (1979-80).

Regular Season

Season	G	GS	Min	FG	FGA	Pct.	3P	3PA	Pct.	FT	FTA	Pct.	Off	Def	Tot	Ast	PF	Dq	Stl	TO	Blk	Pts	Avg
1977-78	79	44	2009	215	448	.480	-	-	-	81	103	.786	69	143	212	283	142	1	68	113	17	511	6.5
1978-79	79	71	2390	311	657	.473	-	-	-	130	171	.760	65	160	225	376	147	1	73	142	11	752	9.5
1979-80	22	0	254	30	69	.435	3	8	.375	12	15	.800	10	9	19	40	13	0	13	17	2	75	3.4
Totals	**180**	**115**	**4653**	**556**	**1174**	**.474**	**3**	**8**	**.375**	**223**	**289**	**.772**	**144**	**312**	**456**	**699**	**302**	**2**	**154**	**272**	**30**	**1338**	**7.4**

Playoffs

Season	G	GS	Min	FG	FGA	Pct.	3P	3PA	Pct.	FT	FTA	Pct.	Off	Def	Tot	Ast	PF	Dq	Stl	TO	Blk	Pts	Avg
1977-78	6	0	127	14	36	.389	-	-	-	6	6	1.000	5	8	13	23	13	0	3	-	0	34	5.7

Clemens, John (Barry) • Forward • 6-6 • 219 • College: Ohio Wesleyan • Born May 1, 1942 in Dayton, OH

Selected in fourth round (24th pick overall) of 1965 NBA Draft. Selected by Chicago in 1966 NBA Expansion Draft. Also played for Chicago (1966-67 – 1968-69), Seattle (1969-70 – 1971-72), Cleveland (1972-73 – 1973-74) and Portland (1974-75 – 1975-76).

Regular Season

Season	G	GS	Min	FG	FGA	Pct.	3P	3PA	Pct.	FT	FTA	Pct.	Off	Def	Tot	Ast	PF	Dq	Stl	TO	Blk	Pts	Avg
1965-66	70	3	877	161	391	.412	-	-	-	54	78	.692	-	-	183	67	113	0	-	-	-	376	5.4

Clifton, Nathaniel (Nat/Sweetwater) • Center • 6-6 • 235 • College: Xavier (LA) • Born Oct. 13, 1922 in Little Rock, AR • Died Aug. 31, 1990

Signed in Sep. 1950; purchased from Harlem Globetrotters on May 24, 1950. Re-signed on Jun. 22, 1953, Aug. 2, 1954 & Aug. 8, 1955. Traded, with Harry Gallatin and rights to Dick Atha, to Detroit for Mel Hutchins and Charlie Tyra on Apr. 3, 1957. Also played for Detroit (1957-58). Born Clifton Nathaniel.

Regular Season

Season	G	GS	Min	FG	FGA	Pct.	3P	3PA	Pct.	FT	FTA	Pct.	Off	Def	Tot	Ast	PF	Dq	Stl	TO	Blk	Pts	Avg
1950-51	65	-	-	211	656	.322	-	-	-	140	263	.532	-	-	491	162	269	13	-	-	-	562	8.6
1951-52	62	-	2101	244	729	.335	-	-	-	170	256	.664	-	-	731	209	277	8	-	-	-	658	10.6
1952-53	70	-	2496	272	794	.343	-	-	-	200	343	.583	-	-	761	231	274	6	-	-	-	744	10.6
1953-54	72	-	2179	257	699	.368	-	-	-	174	277	.628	-	-	528	176	215	0	-	-	-	688	9.6
1954-55	72	-	2390	360	932	.386	-	-	-	224	328	.683	-	-	612	198	221	2	-	-	-	944	13.1
1955-56	64	-	1537	213	541	.394	-	-	-	135	191	.707	-	-	386	151	189	4	-	-	-	561	8.8
1956-57	71	-	2231	308	818	.377	-	-	-	146	217	.673	-	-	557	164	243	5	-	-	-	762	10.7
Totals	**476**	**-**	**12934**	**1865**	**5169**	**.361**	**-**	**-**	**-**	**1189**	**1875**	**.634**	**-**	**-**	**4066**	**1291**	**1688**	**38**	**-**	**-**	**-**	**4919**	**10.3**

Playoffs

Season	G	GS	Min	FG	FGA	Pct.	3P	3PA	Pct.	FT	FTA	Pct.	Off	Def	Tot	Ast	PF	Dq	Stl	TO	Blk	Pts	Avg
1950-51	14	-	-	41	118	.347	-	-	-	18	46	.391	-	-	137	46	62	4	-	-	-	100	7.1
1951-52	14	-	462	39	133	.293	-	-	-	54	76	.711	-	-	133	34	67	4	-	-	-	132	9.4
1952-53	11	-	405	51	129	.395	-	-	-	30	47	.638	-	-	140	39	48	1	-	-	-	132	12.0
1953-54	4	4	125	8	27	.296	-	-	-	9	17	.529	-	-	39	6	15	0	-	-	-	25	6.3
1954-55	3	3	110	20	52	.385	-	-	-	19	24	.792	-	-	23	13	12	0	-	-	-	59	19.7
Totals	**46**	**7**	**1102**	**159**	**459**	**.346**	**-**	**-**	**-**	**130**	**210**	**.619**	**-**	**-**	**472**	**138**	**204**	**9**	**-**	**-**	**-**	**448**	**9.7**

NBA All-Star

Season	Min	FG	FGA	Pct.	3P	3PA	Pct.	FT	FTA	Pct.	Off	Def	Tot	Ast	PF	Dq	Stl	TO	Blk	Pts
1957	23	4	11	.364	-	-	-	0	0	-			11	3	1	0	-	-	-	8

Cluggish, Robert (Bob/Big Clugg) • Center • 6-10 • 235 • College: Kentucky • Born Sep. 18, 1917 in Marion, KY • Died Sep. 5, 2008

Signed on Nov. 15, 1946.

Regular Season

Season	G	GS	Min	FG	FGA	Pct.	3P	3PA	Pct.	FT	FTA	Pct.	Off	Def	Tot	Ast	PF	Dq	Stl	TO	Blk	Pts	Avg
1946-47	54	-	-	93	356	.261	-	-	-	52	91	.571	-	-	-	22	113	-	-	-	-	238	4.4

Playoffs

Season	G	GS	Min	FG	FGA	Pct.	3P	3PA	Pct.	FT	FTA	Pct.	Off	Def	Tot	Ast	PF	Dq	Stl	TO	Blk	Pts	Avg
1946-47	5	-	-	4	27	.148	-	-	-	0	2	.000	-	-	-	0	12	0	-	-	-	8	1.6

Cofield, Frederick (Fred) • Guard • 6-3 • 190 • College: Eastern Michigan • Born Jan. 4, 1962 in Ypsilanti, MI

Selected in fourth round (73rd pick overall) of 1985 NBA Draft. Waived on Oct. 20, 1986. Also played for Chicago (1986-87).

Regular Season

Season	G	GS	Min	FG	FGA	Pct.	3P	3PA	Pct.	FT	FTA	Pct.	Off	Def	Tot	Ast	PF	Dq	Stl	TO	Blk	Pts	Avg
1985-86	45	1	469	75	184	.408	3	15	.200	12	20	.600	6	40	46	82	65	1	20	49	3	165	3.7

Collins, Maurice (Mardy) • Guard • 6-6 • 220 • College: Temple • Born Aug. 4, 1984 in Philadelphia, PA

Selected in first round (29th pick overall) of 2007 NBA Draft. Signed to contract on Jul. 5, 2006. Traded to L.A. Clippers, with Zach Randolph, in exchange for Cuttino Mobley and Tim Thomas on Nov. 21, 2008. Also played for L.A. Clippers (2008-09 - 2009-10).

Regular Season

Season	G	GS	Min	FG	FGA	Pct.	3P	3PA	Pct.	FT	FTA	Pct.	Off	Def	Tot	Ast	PF	Dq	Stl	TO	Blk	Pts	Avg
2006-07	52	9	777	87	228	.382	13	47	.277	48	82	.585	28	76	104	83	75	0	32	57	3	235	4.5
2007-08	46	8	634	57	175	.326	8	32	.250	23	38	.605	19	56	75	89	56	0	24	56	8	145	3.2
2008-09	9	0	75	8	23	.348	0	3	.000	4	9	.444	2	6	8	10	7	0	2	5	0	20	2.2
Totals	**107**	**17**	**1486**	**152**	**426**	**.357**	**21**	**82**	**.256**	**75**	**129**	**.581**	**49**	**138**	**187**	**182**	**138**	**0**	**58**	**118**	**11**	**400**	**3.7**

Colone, Joseph (Joe/Bells) • Forward • 6-5 • 210 • College: Bloomsburg State• Born Jan. 23, 1924 in Berwick, PA • Died Jul. 1, 2009

Regular Season

Season	G	GS	Min	FG	FGA	Pct.	3P	3PA	Pct.	FT	FTA	Pct.	Off	Def	Tot	Ast	PF	Dq	Stl	TO	Blk	Pts	Avg
1948-49	15	-	-	35	113	.310	-	-	-	13	19	.684	-	-	-	9	25	-	-	-	-	83	5.5

Playoffs

Season	G	GS	Min	FG	FGA	Pct.	3P	3PA	Pct.	FT	FTA	Pct.	Off	Def	Tot	Ast	PF	Dq	Stl	TO	Blk	Pts	Avg
1948-49	4	-	-	7	30	.233	-	-	-	3	6	.500	-	-	-	3	13	0	-	-	-	17	4.3

Conley, Donald (Gene/Long Gene) • Forward • 6-8 • 245 • College: Washington State • Born Nov. 10, 1930 in Muskogee, OK

Traded from Chicago for Phil Jordon and Cliff Luyk on Sep. 10, 1962. Retired following 1963-64 season. Also played for Boston (1952-53, 1958-59 – 1960-61).

Regular Season

Season	G	GS	Min	FG	FGA	Pct.	3P	3PA	Pct.	FT	FTA	Pct.	Off	Def	Tot	Ast	PF	Dq	Stl	TO	Blk	Pts	Avg
1962-63	70	-	1544	254	651	.390	-	-	-	122	186	.656	-	-	469	70	263	10	-	-	-	630	9.0
1963-64	46	-	551	74	189	.392	-	-	-	44	65	.677	-	-	156	21	124	2	-	-	-	192	4.2
Totals	**116**	**-**	**2095**	**328**	**840**	**.390**	**-**	**-**	**-**	**166**	**251**	**.661**	**-**	**-**	**625**	**91**	**387**	**12**	**-**	**-**	**-**	**822**	**7.1**

Cook, Bert (Heater) • Guard • 6-3 • 185 • College: Utah State • Born Apr. 26, 1929 in Ogden, UT • Died Nov. 24, 1998

Selected in 1952 NBA Draft. Signed on Aug. 11, 1952. Re-signed on Sep. 13, 1954 & Sep. 19, 1955.

Regular Season

Season	G	GS	Min	FG	FGA	Pct.	3P	3PA	Pct.	FT	FTA	Pct.	Off	Def	Tot	Ast	PF	Dq	Stl	TO	Blk	Pts	Avg
1954-55	37	-	424	42	133	.316	-	-	-	34	50	.680	-	-	72	33	39	0	-	-	-	118	3.2

Playoffs

Season	G	GS	Min	FG	FGA	Pct.	3P	3PA	Pct.	FT	FTA	Pct.	Off	Def	Tot	Ast	PF	Dq	Stl	TO	Blk	Pts	Avg
1954-55	1	1	20	4	6	.667	-	-	-	0	2	.000	-	-	0	2	3	0	-	-	-	8	8.0

Copeland, Hollis • Forward • 6-6 • 180 • College: Rutgers • Born Dec. 20, 1955 in Trenton, NJ

Signed as free agent in Aug. 1979. Released on Oct. 31, 1980. Signed as free agent on Jun. 11, 1981. Became free agent following 1981-82 season.

Regular Season

Season	G	GS	Min	FG	FGA	Pct.	3P	3PA	Pct.	FT	FTA	Pct.	Off	Def	Tot	Ast	PF	Dq	Stl	TO	Blk	Pts	Avg
1979-80	75	1	1142	182	368	.495	0	2	.000	63	86	.733	70	86	156	80	154	0	61	84	25	427	5.7
1980-81	Did Not Play - Injured																						
1981-82	18	0	118	16	38	.421	0	0	—	5	6	.833	3	2	5	9	19	0	4	4	2	37	2.1
Totals	**93**	**1**	**1260**	**198**	**406**	**.488**	**0**	**2**	**.000**	**68**	**92**	**.739**	**73**	**88**	**161**	**89**	**173**	**0**	**65**	**88**	**27**	**464**	**5.0**

Crawford, Frederick (Fred) • Guard • 6-4 • 190 • College: St. Bonaventure • Born Dec. 23, 1940 in New York, NY

Selected in fourth round (26th pick overall) of 1964 NBA Draft. Sold to L.A. Lakers on Jan. 12, 1968. Also played for L.A. Lakers (1967-68 – 1968-69), Milwaukee (1969-70), Buffalo (1970-71) and Philadelphia (1970-71).

Regular Season

Season	G	GS	Min	FG	FGA	Pct.	3P	3PA	Pct.	FT	FTA	Pct.	Off	Def	Tot	Ast	PF	Dq	Stl	TO	Blk	Pts	Avg
1966-67	19	0	192	44	116	.379	-	-	-	24	38	.632	-	-	48	12	39	0	-	-	-	112	5.9
1967-68	31	14	426	65	177	.367	-	-	-	37	59	.627	-	-	83	46	67	0	-	-	-	167	5.4
Totals	**50**	**14**	**618**	**109**	**293**	**.372**	**-**	**-**	**-**	**61**	**97**	**.629**	**-**	**-**	**131**	**58**	**106**	**0**	**-**	**-**	**-**	**279**	**5.6**

Playoffs

Season	G	GS	Min	FG	FGA	Pct.	3P	3PA	Pct.	FT	FTA	Pct.	Off	Def	Tot	Ast	PF	Dq	Stl	TO	Blk	Pts	Avg
1966-67	4	4	112	31	73	.425	-	-	-	6	12	.500	-	-	24	16	16	1	-	-	-	68	17.0

Crawford, Jamal • Guard • 6-5 • 190 • College: Michigan • Born Mar. 20, 1980 in Seattle, WA

Signed and traded from Chicago, with Jerome Williams, in exchange for Othella Harrington, Dikembe Mutombo, Cezary Trybanski and Frank Williams on Aug. 5, 2004. Traded to Golden State in exchange for Al Harrington on Nov. 21, 2008. Also played for Chicago (2000-01 – 2003-04), Golden State (2008-09), Atlanta (2009-10 – 2010-11) and Portland (2011-12).

Regular Season

Season	G	GS	Min	FG	FGA	Pct.	3P	3PA	Pct.	FT	FTA	Pct.	Off	Def	Tot	Ast	PF	Dq	Stl	TO	Blk	Pts	Avg
2004-05	70	67	2688	437	1097	.398	185	512	.361	182	216	.843	33	170	203	302	135	0	92	148	19	1241	17.7
2005-06	79	27	2555	366	879	.416	101	293	.345	295	357	.826	36	212	248	301	150	0	87	175	15	1128	14.3
2006-07	59	36	2198	354	886	.400	103	322	.320	228	272	.838	44	145	189	259	114	0	57	162	8	1039	17.6
2007-08	80	80	3190	570	1391	.410	176	494	.356	329	381	.864	37	170	207	398	144	0	81	192	17	1645	20.6
2008-09	11	11	392	73	169	.432	35	77	.455	35	46	.761	2	15	17	48	13	0	9	26	0	216	19.6
Totals	**299**	**221**	**11023**	**1800**	**4422**	**.407**	**600**	**1698**	**.353**	**1069**	**1272**	**.840**	**152**	**712**	**864**	**1308**	**556**	**0**	**326**	**703**	**59**	**5269**	**17.6**

Crawford, Joe • Guard • 6-5 • 210 • College: Kentucky • Born Jun. 17, 1986 in Detroit, MI

Signed as free agent to a 10-day contract on Mar. 27, 2009. Signed for remainder of season on Apr. 6, 2009. Waived on Oct. 22, 2009.

Regular Season

Season	G	GS	Min	FG	FGA	Pct.	3P	3PA	Pct.	FT	FTA	Pct.	Off	Def	Tot	Ast	PF	Dq	Stl	TO	Blk	Pts	Avg
2008-09	2	0	23	3	10	.300	1	4	.250	2	2	1.000	1	3	4	1	2	0	1	0	0	9	4.5

Cummings, Patrick (Pat/Cakes) • Forward • 6-9 • 235 • College: Cincinnati • Born Jul. 11, 1956 in Johnstown, PA • Died Jun. 26, 2012

Signed as veteran free agent on Jun. 27, 1984; Dallas agreed not to exercise its right of first refusal in exchange for 1985 third-round and 1986 second-round draft choices. Became free agent following 1987-88 season. Also played for Milwaukee (1979-80 – 1981-82), Dallas (1982-83 – 1983-84), Miami (1988-89 – 1989-90) and Utah (1990-91).

Regular Season

Season	G	GS	Min	FG	FGA	Pct.	3P	3PA	Pct.	FT	FTA	Pct.	Off	Def	Tot	Ast	PF	Dq	Stl	TO	Blk	Pts	Avg
1984-85	63	63	2069	410	797	.514	0	4	.000	177	227	.780	139	379	518	109	247	6	50	166	17	997	15.8
1985-86	31	30	1007	195	408	.478	0	2	.000	97	139	.698	92	188	280	47	136	7	27	87	12	487	15.7
1986-87	49	11	1056	172	382	.450	0	0	—	79	110	.718	123	189	312	38	145	2	26	85	7	423	8.6
1987-88	62	9	946	140	307	.456	0	1	.000	59	80	.738	82	153	235	37	143	0	20	65	10	339	5.5
Totals	**205**	**113**	**5078**	**917**	**1894**	**.484**	**0**	**7**	**.000**	**412**	**556**	**.741**	**436**	**909**	**1345**	**231**	**671**	**15**	**123**	**403**	**46**	**2246**	**11.0**

Playoffs

Season	G	GS	Min	FG	FGA	Pct.	3P	3PA	Pct.	FT	FTA	Pct.	Off	Def	Tot	Ast	PF	Dq	Stl	TO	Blk	Pts	Avg
1987-88	3	0	28	2	5	.400	0	0	—	3	4	.750	2	5	7	3	11	0	0	0	0	7	1.8

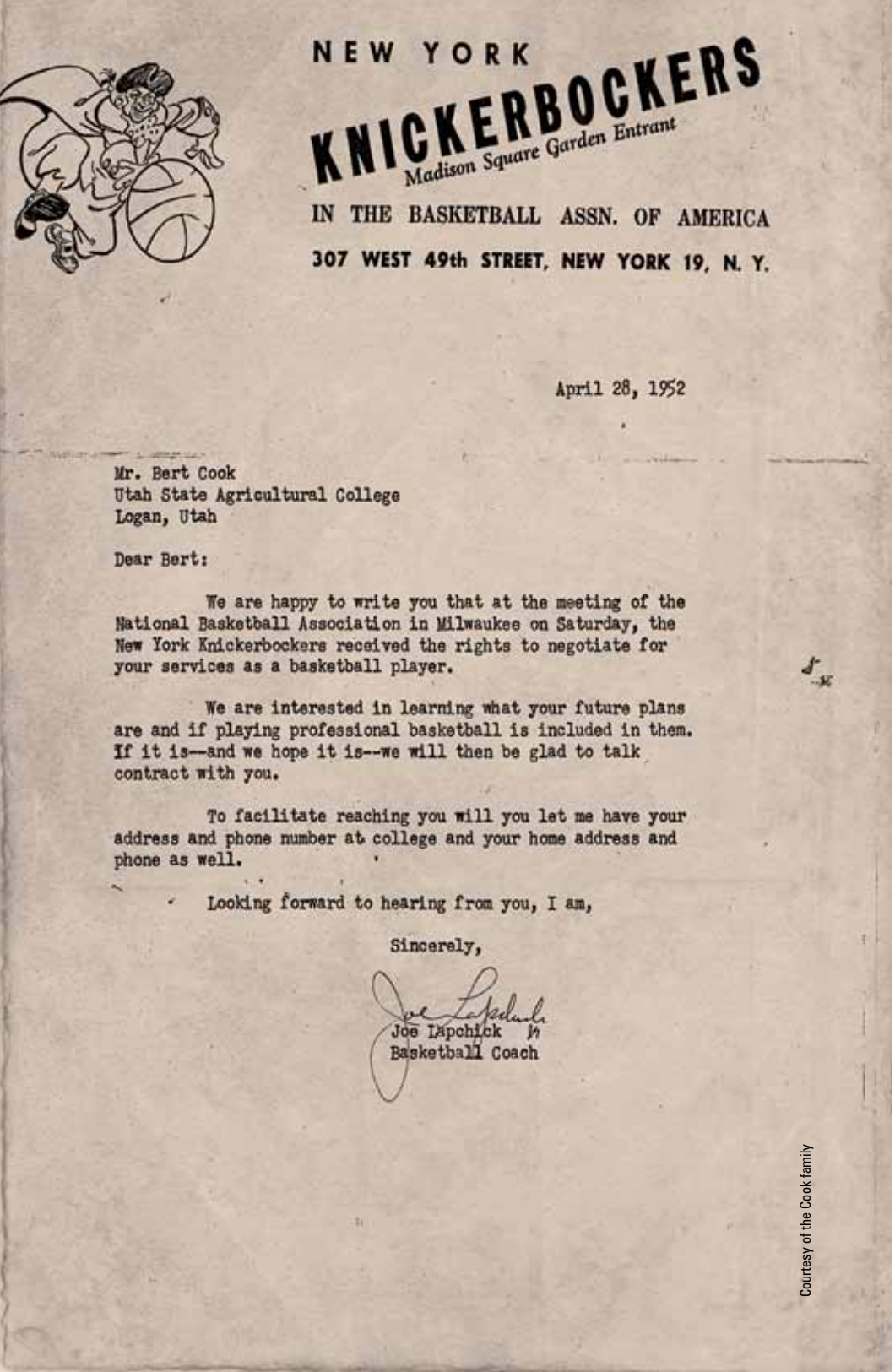

NEW YORK
KNICKERBOCKERS
Madison Square Garden Entrant
IN THE BASKETBALL ASSN. OF AMERICA
307 WEST 49th STREET, NEW YORK 19, N. Y.

April 28, 1952

Mr. Bert Cook
Utah State Agricultural College
Logan, Utah

Dear Bert:

We are happy to write you that at the meeting of the National Basketball Association in Milwaukee on Saturday, the New York Knickerbockers received the rights to negotiate for your services as a basketball player.

We are interested in learning what your future plans are and if playing professional basketball is included in them. If it is--and we hope it is--we will then be glad to talk contract with you.

To facilitate reaching you will you let me have your address and phone number at college and your home address and phone as well.

Looking forward to hearing from you, I am,

Sincerely,

Joe Lapchick
Joe Lapchick
Basketball Coach

Courtesy of the Cook family

Cummings, Robert (Terry/T.C.) • Forward • 6-9 • 250 • College: DePaul • Born Mar. 15, 1961 in Chicago, IL

Traded from Philadelphia for Herb Williams and Ronnie Grandison on Feb. 19, 1998. Traded to Golden State, with John Starks and Chris Mills, for Latrell Sprewell on Jan. 21, 1999. Also played for San Diego (1982-83 – 1983-84), Milwaukee (1984-85 – 1988-89, 1995-96), San Antonio (1989-90 – 1994-95), Seattle (1996-97), Philadelphia (1997-98) and Golden State (1998-99 - 1999-2000).

Regular Season

Season	G	GS	Min	FG	FGA	Pct.	3P	3PA	Pct.	FT	FTA	Pct.	Off	Def	Tot	Ast	PF	Dq	Stl	TO	Blk	Pts	Avg
1997-98	30	1	529	103	216	.477	0	0	—	28	40	.700	42	93	135	26	79	0	16	34	5	234	7.8

Playoffs

Season	G	GS	Min	FG	FGA	Pct.	3P	3PA	Pct.	FT	FTA	Pct.	Off	Def	Tot	Ast	PF	Dq	Stl	TO	Blk	Pts	Avg
1997-98	8	1	120	15	34	.441	0	0	—	2	8	.250	11	24	35	5	23	0	4	7	2	32	4.0

Curry, Eddy • Center • 7-0 • 295 • College: none • Born Dec. 5, 1982 in Harvey, IL

Signed and traded from Chicago, with Antonio Davis, for Tim Thomas, Michael Sweetney, Jermaine Jackson, a 2006 first-round draft choice, second-round draft choices in 2007 and 2009, and the opportunity to exchange 2007 first-round draft choices on Oct. 4, 2005. Traded to Minnesota as part of three-team deal on Feb. 22, 2011; sent with Anthony Randolph and cash considerations to Minnesota for Corey Brewer; Denver sent Carmelo Anthony, Renaldo Balkman, Chauncey Billups, Anthony Carter and Shelden Williams to New York for Wilson Chandler, Danilo Gallinari, Raymond Felton, Timofey Mozgov, a future first-round draft selection, two future second-round selections, cash and future draft considerations; Minnesota also sent Kosta Koufos to Denver in exchange for a future second round draft pick. Also played for Chicago (2001-02 – 2004-05) and Miami (2011-12).

Regular Season

Season	G	GS	Min	FG	FGA	Pct.	3P	3PA	Pct.	FT	FTA	Pct.	Off	Def	Tot	Ast	PF	Dq	Stl	TO	Blk	Pts	Avg
2005-06	72	69	1865	336	597	.563	0	0	---	307	486	.632	145	287	432	19	239	4	28	179	56	979	13.6
2006-07	81	81	2849	585	1016	.576	1	1	1.000	405	659	.615	195	376	571	68	265	4	34	295	40	1576	19.5
2007-08	59	58	1530	297	544	.546	0	0	---	187	300	.623	111	164	275	32	157	2	14	126	29	781	13.2
2008-09	3	0	12	2	2	1.000	0	0	---	1	3	.333	0	4	4	0	5	0	0	2	0	5	1.7
2009-10	7	0	62	8	21	.381	0	0	---	10	17	.588	4	9	13	0	13	0	0	13	1	26	3.7
2010-11										Did Not Play													
Totals	**222**	**208**	**6318**	**1228**	**2180**	**.563**	**1**	**1**	**1.000**	**910**	**1465**	**.621**	**455**	**840**	**1295**	**119**	**679**	**10**	**76**	**615**	**126**	**3367**	**15.2**

Dark, Jesse (Bo) • Guard • 6-5 • 210 • College: Virginia Commonwealth • Born Sep. 2, 1951 in Richmond, VA

Selected in second round (32nd pick overall) of 1974 NBA Draft. Signed on Jul. 24, 1974. Waived on Oct. 22, 1975.

Regular Season

Season	G	GS	Min	FG	FGA	Pct.	3P	3PA	Pct.	FT	FTA	Pct.	Off	Def	Tot	Ast	PF	Dq	Stl	TO	Blk	Pts	Avg
1974-75	47	0	401	74	157	.471	-	-	-	22	40	.550	15	22	37	30	48	0	3	-	1	170	3.6

Playoffs

Season	G	GS	Min	FG	FGA	Pct.	3P	3PA	Pct.	FT	FTA	Pct.	Off	Def	Tot	Ast	PF	Dq	Stl	TO	Blk	Pts	Avg
1974-75	2	0	11	1	6	.167	-	-	-	5	5	1.000	1	0	1	1	2	0	0	-	0	7	3.5

Davis, Antonio (A.D.) • Forward/Center • 6-9 • 245 • College: Texas-El Paso • Born Oct. 31, 1968 in Oakland, CA

Traded from Chicago, with Eddy Curry, for Tim Thomas, Michael Sweetney, Jermaine Jackson, a 2006 first-round draft choice, second-round draft choices in 2007 and 2009, and the opportunity to exchange 2007 first-round draft choices on Oct. 4, 2005. Traded to Toronto in exchange for forward/guard Jalen Rose, a first-round draft choice and cash considerations on Feb. 3, 2006. Also played for Indiana (1993-94 - 1998-99), Toronto (1999-2000 - 2003-04, 2005-06) and Chicago (2003-04 - 2004-05).

Regular Season

Season	G	GS	Min	FG	FGA	Pct.	3P	3PA	Pct.	FT	FTA	Pct.	Off	Def	Tot	Ast	PF	Dq	Stl	TO	Blk	Pts	Avg
2005-06	36	31	749	68	159	.428	0	1	.000	45	61	.738	75	97	172	14	99	0	20	43	9	181	5.0

Davis, Baron • Guard • 6-3 • 215 • College: California, Los Angeles • Born Apr. 13, 1979 in Los Angeles, CA

Signed as free agent on Dec. 19, 2012. Became free agent following 2011-12 season. Also played for Charlotte/New Orleans (1999-00 – 2004-05), Golden State (2004-05 – 2007-08), L.A. Clippers (2008-09 – 2010-11) and Cleveland (2010-11).

Regular Season

Season	G	GS	Min	FG	FGA	Pct.	3P	3PA	Pct.	FT	FTA	Pct.	Off	Def	Tot	Ast	PF	Dq	Stl	TO	Blk	Pts	Avg
2011-12	29	14	595	68	184	.370	26	85	.306	16	24	.667	13	43	56	135	61	0	34	76	3	178	6.1

Playoffs

Season	G	GS	Min	FG	FGA	Pct.	3P	3PA	Pct.	FT	FTA	Pct.	Off	Def	Tot	Ast	PF	Dq	Stl	TO	Blk	Pts	Avg
2011-12	4	4	97	11	23	.478	4	14	.286	5	5	1.000	0	3	3	13	15	0	0	13	0	31	7.8

Davis, Ben • Forward • 6-9 • 240 • College: Arizona • Born Dec. 26, 1972 in Vero Beach, FL

Signed to first of two consecutive 10-day contracts on Feb. 28, 1998. Re-signed for remainder of season on Mar. 20, 1998. Signed as free agent on Jan. 21, 1999. Became free agent following 1998-99 season. Also played for Phoenix (1996-97, 1999-2000).

Regular Season

Season	G	GS	Min	FG	FGA	Pct.	3P	3PA	Pct.	FT	FTA	Pct.	Off	Def	Tot	Ast	PF	Dq	Stl	TO	Blk	Pts	Avg
1997-98	7	0	13	2	10	.200	0	0	—	0	0	—	6	0	6	0	3	0	1	0	0	4	0.6
1998-99	8	0	21	7	17	.412	0	0	—	3	6	.500	9	2	11	3	4	0	0	1	0	17	2.1
Totals	**15**	**0**	**34**	**9**	**27**	**.333**	**0**	**0**	**—**	**3**	**6**	**.500**	**15**	**2**	**17**	**3**	**7**	**0**	**1**	**1**	**0**	**21**	**1.4**

Davis, Hubert (The Maestro) • Guard • 6-5 • 183 • College: North Carolina • Born May 17, 1970 in Winston-Salem, NC

Selected in first round (20th pick overall) of 1992 NBA Draft. Traded to Toronto for 1997 first-round draft choice on Jul. 24, 1996. Also played for Toronto (1996-97), Dallas (1997-98 – 2000-01), Washington (2000-01 - 2001-02), Detroit (2002-03) and New Jersey (2003-04).

Regular Season

Season	G	GS	Min	FG	FGA	Pct.	3P	3PA	Pct.	FT	FTA	Pct.	Off	Def	Tot	Ast	PF	Dq	Stl	TO	Blk	Pts	Avg
1992-93	50	2	815	110	251	.438	6	19	.316	43	54	.796	13	43	56	83	71	1	22	45	4	269	5.4
1993-94	56	27	1333	238	505	.471	53	132	.402	85	103	.825	23	44	67	165	118	0	40	76	4	614	11.0
1994-95	82	4	1697	296	617	.480	131	288	.455	97	120	.808	30	80	110	150	146	1	35	87	11	820	10.0
1995-96	74	14	1773	275	566	.486	127	267	.476	112	129	.868	35	88	123	103	120	1	31	63	8	789	10.7
Totals	**262**	**47**	**5618**	**919**	**1939**	**.474**	**317**	**706**	**.449**	**337**	**406**	**.830**	**101**	**255**	**356**	**501**	**455**	**3**	**128**	**271**	**27**	**2492**	**9.5**

Playoffs

Season	G	GS	Min	FG	FGA	Pct.	3P	3PA	Pct.	FT	FTA	Pct.	Off	Def	Tot	Ast	PF	Dq	Stl	TO	Blk	Pts	Avg
1992-93	7	0	96	14	25	.560	1	2	.500	2	3	.667	1	5	6	5	8	0	6	9	0	31	4.4
1993-94	23	7	396	44	121	.364	10	35	.286	23	32	.719	5	16	21	26	43	0	5	23	3	121	5.3
1994-95	11	0	184	17	48	.354	10	27	.370	2	2	1.000	0	7	7	9	20	0	1	9	5	46	4.2
1995-96	8	0	145	17	31	.548	10	19	.526	9	11	.818	4	8	12	4	12	0	0	7	0	53	6.6
Totals	**49**	**7**	**821**	**92**	**225**	**.409**	**31**	**83**	**.373**	**36**	**48**	**.750**	**10**	**36**	**46**	**44**	**83**	**0**	**12**	**48**	**8**	**251**	**5.1**

Davis, Melvyn (Mel/Killer) • Forward • 6-7 • 220 • College: St. John's (NY) • Born Nov. 9, 1950 in New York, NY

Selected in first round (14th pick overall) of 1973 NBA Draft. Waived on Dec. 10, 1976. Also played for N.Y. Nets (1976-77).

Regular Season

Season	G	GS	Min	FG	FGA	Pct.	3P	3PA	Pct.	FT	FTA	Pct.	Off	Def	Tot	Ast	PF	Dq	Stl	TO	Blk	Pts	Avg
1973-74	30	0	167	33	95	.347	-	-	-	12	16	.750	17	37	54	8	36	0	3	-	4	78	2.6
1974-75	62	15	903	154	395	.390	-	-	-	48	70	.686	70	251	321	54	105	0	16	-	8	356	5.7
1975-76	42	2	408	76	193	.394	-	-	-	22	29	.759	43	105	148	31	56	0	16	-	5	174	4.1
1976-77	22	7	342	41	110	.373	-	-	-	22	31	.710	30	70	100	24	45	0	9	-	1	104	4.7
Totals	**156**	**24**	**1820**	**304**	**793**	**.383**	**-**	**-**	**-**	**104**	**146**	**.712**	**160**	**463**	**623**	**117**	**242**	**0**	**44**	**-**	**18**	**712**	**4.6**

Playoffs

Season	G	GS	Min	FG	FGA	Pct.	3P	3PA	Pct.	FT	FTA	Pct.	Off	Def	Tot	Ast	PF	Dq	Stl	TO	Blk	Pts	Avg
1973-74	4	0	12	6	12	.500	-	-	-	0	0	—	2	3	5	0	1	0	0	-	0	12	3.0
1974-75	3	0	28	5	12	.417	-	-	-	2	2	1.000	0	4	4	2	2	0	0	-	0	12	4.0
Totals	**7**	**0**	**40**	**11**	**24**	**.458**	**-**	**-**	**-**	**2**	**2**	**1.000**	**2**	**7**	**9**	**2**	**3**	**0**	**0**	**-**	**0**	**24**	**3.4**

Davis, Michael (Mike) • Forward • 6-10 • 230 • College: Maryland • Born Aug. 2, 1956 in Jacksonville, FL

Signed as free agent in Aug. 1982. Waived on Oct. 26, 1982. Signed to first of two consecutive 10-day contracts on Feb. 23, 1983. Signed for remainder of season on Mar. 14, 1983. Waived in Apr. 1983.

Regular Season

Season	G	GS	Min	FG	FGA	Pct.	3P	3PA	Pct.	FT	FTA	Pct.	Off	Def	Tot	Ast	PF	Dq	Stl	TO	Blk	Pts	Avg
1982-83	8	0	28	4	10	.400	0	0	—	6	10	.600	3	7	10	0	4	0	0	0	4	14	1.8

Playoffs

Season	G	GS	Min	FG	FGA	Pct.	3P	3PA	Pct.	FT	FTA	Pct.	Off	Def	Tot	Ast	PF	Dq	Stl	TO	Blk	Pts	Avg
1982-83	1	0	1	0	0	—	0	0	—	0	0	—	0	0	0	0	0	0	0	0	0	0	0.0

DeBusschere, David (Dave) • Forward • 6-6 • 235 • College: Detroit • Born Oct. 16, 1940 in Detroit, MI • Died May 14, 2003

Traded from Detroit for Walt Bellamy and Howard Komives on Dec. 19, 1968. Retired following 1973-74 season. Also played for Detroit (1962-63 – 1968-69). Elected to Naismith Memorial Basketball Hall of Fame in 1982.

Regular Season

Season	G	GS	Min	FG	FGA	Pct.	3P	3PA	Pct.	FT	FTA	Pct.	Off	Def	Tot	Ast	PF	Dq	Stl	TO	Blk	Pts	Avg
1968-69	47	47	1851	317	717	.442	-	-	-	135	198	.682	-	-	535	128	179	5	-	-	-	769	16.4
1969-70	79	79	2627	488	1082	.451	-	-	-	176	256	.688	-	-	790	194	244	2	-	-	-	1152	14.6
1970-71	81	81	2891	523	1243	.421	-	-	-	217	312	.696	-	-	901	220	237	2	-	-	-	1263	15.6
1971-72	80	80	3072	520	1218	.427	-	-	-	193	265	.728	-	-	901	291	219	1	-	-	-	1233	15.4
1972-73	77	77	2827	532	1224	.435	-	-	-	194	260	.746	-	-	787	259	215	1	-	-	-	1258	16.3
1973-74	71	71	2699	559	1212	.461	-	-	-	164	217	.756	134	623	757	253	222	2	67	-	39	1282	18.1
Totals	**435**	**435**	**15967**	**2939**	**6696**	**.439**	**-**	**-**	**-**	**1079**	**1508**	**.716**	**134**	**623**	**4671**	**1345**	**1316**	**13**	**67**	**-**	**39**	**6957**	**16.0**

Playoffs

Season	G	GS	Min	FG	FGA	Pct.	3P	3PA	Pct.	FT	FTA	Pct.	Off	Def	Tot	Ast	PF	Dq	Stl	TO	Blk	Pts	Avg
1968-69	10	10	419	61	174	.351	-	-	-	41	50	.820	-	-	148	33	43	0	-	-	-	163	16.3
1969-70	19	19	701	130	309	.421	-	-	-	45	68	.662	-	-	220	46	63	1	-	-	-	305	16.1
1970-71	12	12	488	84	202	.416	-	-	-	29	44	.659	-	-	156	22	40	1	-	-	-	197	16.4
1971-72	16	16	616	109	242	.450	-	-	-	48	64	.750	-	-	193	37	51	2	-	-	-	266	16.6
1972-73	17	17	632	117	265	.442	-	-	-	31	40	.775	-	-	179	58	57	0	-	-	-	265	15.6
1973-74	12	9	404	63	166	.380	-	-	-	18	29	.621	25	74	99	38	36	0	7	-	4	144	12.0
Totals	**86**	**83**	**3260**	**564**	**1358**	**.415**	**-**	**-**	**-**	**212**	**295**	**.719**	**25**	**74**	**995**	**234**	**290**	**4**	**7**	**-**	**4**	**1340**	**15.6**

NBA All-Star

Season	Min	FG	FGA	Pct.	3P	3PA	Pct.	FT	FTA	Pct.	Off	Def	Tot	Ast	PF	Dq	Stl	TO	Blk	Pts
1970	14	5	10	.500	-	-	-	0	0	—	-	-	7	2	1	0	-	-	-	10
1971	19	4	7	.571	-	-	-	0	0	—	-	-	7	3	3	0	-	-	-	8
1972	26	4	8	.500	-	-	-	0	0	—	-	-	11	0	2	0	-	-	-	8
1973	25	4	8	.500	-	-	-	1	2	.500	-	-	7	2	1	0	-	-	-	9
1974	24	8	14	.571	-	-	-	0	0	—	2	1	3	3	2	0	1	-	0	16
Totals	**108**	**25**	**47**	**.532**	**-**	**-**	**-**	**1**	**2**	**.500**	**2**	**1**	**35**	**10**	**9**	**0**	**1**	**-**	**0**	**51**

Demic, Lawrence (Larry) • Forward • 6-9 • 225 • College: Arizona • Born Jun. 27, 1957 in Gary, IN

Selected in first round (ninth pick overall) of 1979 NBA Draft. Became free agent following 1981-82 season.

Regular Season

Season	G	GS	Min	FG	FGA	Pct.	3P	3PA	Pct.	FT	FTA	Pct.	Off	Def	Tot	Ast	PF	Dq	Stl	TO	Blk	Pts	Avg
1979-80	82	51	1872	230	528	.436	0	0	—	110	183	.601	195	288	483	64	306	10	56	168	30	570	7.0
1980-81	76	17	964	128	254	.504	0	2	.000	58	92	.630	114	129	243	28	153	0	12	58	13	314	4.1
1981-82	48	0	356	39	83	.470	0	1	.000	14	39	.359	29	50	79	14	65	1	4	26	6	92	1.9
Totals	**206**	**68**	**3192**	**397**	**865**	**.459**	**0**	**3**	**.000**	**182**	**314**	**.580**	**338**	**467**	**805**	**106**	**524**	**11**	**72**	**252**	**49**	**976**	**4.7**

Playoffs

Season	G	GS	Min	FG	FGA	Pct.	3P	3PA	Pct.	FT	FTA	Pct.	Off	Def	Tot	Ast	PF	Dq	Stl	TO	Blk	Pts	Avg
1980-81	2	0	37	4	5	.800	0	0	—	1	2	.500	5	2	7	0	3	0	0	0	1	9	4.5

Deutsch, David (Dave) • Guard • 6-1 • 170 • College: Rochester • Born May 13, 1945 in Brooklyn, NY

Selected by Seattle in 1967 NBA Expansion draft.

Regular Season

Season	G	GS	Min	FG	FGA	Pct.	3P	3PA	Pct.	FT	FTA	Pct.	Off	Def	Tot	Ast	PF	Dq	Stl	TO	Blk	Pts	Avg
1966-67	19	0	93	6	36	.167	-	-	-	9	20	.450	-	-	21	15	17	0	-	-	-	21	1.1

Playoffs

Season	G	GS	Min	FG	FGA	Pct.	3P	3PA	Pct.	FT	FTA	Pct.	Off	Def	Tot	Ast	PF	Dq	Stl	TO	Blk	Pts	Avg
1966-67	1	0	7	1	5	.200	-	-	-	0	0	—	-	-	3	1	0	0	-	-	-	2	2.0

Doleac, Michael • Center • 6-11 • 262 • College: Utah • Born June 15, 1977 in San Antonio, TX

Signed as free agent on Aug. 7, 2002. Traded to Atlanta as part of three-team deal on Feb. 15, 2004; Knicks acquired Tim Thomas from Milwaukee and Nazr Mohammed from Atlanta; Atlanta acquired Joel Przybilla from Milwaukee; Milwaukee acquired Keith Van Horn from New York. Also played for Orlando (1998-99 – 2000-01), Cleveland (2001-02), Denver (2003-04), Miami (2004-05 – 2006-07) and Minnesota (2007-08).

Regular Season

Season	G	GS	Min	FG	FGA	Pct.	3P	3PA	Pct.	FT	FTA	Pct.	Off	Def	Tot	Ast	PF	Dq	Stl	TO	Blk	Pts	Avg
2002-03	75	0	1041	146	343	.426	0	0	---	36	46	.783	65	154	219	42	150	1	16	49	16	328	4.4
2003-04	46	0	685	100	225	.444	0	0	---	31	36	.861	60	129	189	30	84	1	17	37	30	231	5.0
Totals	**121**	**0**	**1726**	**246**	**568**	**.433**	**0**	**0**	**---**	**67**	**82**	**.817**	**125**	**283**	**408**	**72**	**234**	**2**	**33**	**86**	**46**	**559**	**4.6**

Donaldson, James (J.D.) • Center • 7-2 • 278 • College: Washington State • Born Aug. 16, 1957 in Heacham, England

Traded from Dallas for Brian Quinnett on Feb. 20, 1992. Became free agent following 1991-92 season. Rights renounced on Jul. 2, 1992. Also played for Seattle (1980-81 – 1982-83), San Diego/L.A. Clippers (1983-84 – 1985-86), Dallas (1985-86 – 1991-92) and Utah (1992-93, 1994-95).

Regular Season

Season	G	GS	Min	FG	FGA	Pct.	3P	3PA	Pct.	FT	FTA	Pct.	Off	Def	Tot	Ast	PF	Dq	Stl	TO	Blk	Pts	Avg
1991-92	14	0	81	5	18	.278	0	0	—	2	2	1.000	2	17	19	2	17	0	0	7	5	12	0.9

Playoffs

Season	G	GS	Min	FG	FGA	Pct.	3P	3PA	Pct.	FT	FTA	Pct.	Off	Def	Tot	Ast	PF	Dq	Stl	TO	Blk	Pts	Avg
1991-92	2	0	11	2	2	1.000	0	0	—	0	0	—	0	4	4	0	2	0	0	2	1	4	2.0

Donovan, Billy (Billy The Kid) • Guard • 5-11 • 171 • College: Providence • Born May 30, 1965 in Rockville Centre, NY

Signed as free agent on Dec. 11, 1987. Waived on Mar. 28, 1988.

Regular Season

Season	G	GS	Min	FG	FGA	Pct.	3P	3PA	Pct.	FT	FTA	Pct.	Off	Def	Tot	Ast	PF	Dq	Stl	TO	Blk	Pts	Avg
1987-88	44	0	364	44	109	.404	0	7	.000	17	21	.810	5	20	25	87	33	0	16	42	1	105	2.4

Donovan, Henry (Harry) • Guard • 6-2 • 190 • College: Muhlenberg • Born Sep. 10, 1926 in Union City, NJ

Selected in second round of 1949 NBA Draft.

Regular Season

Season	G	GS	Min	FG	FGA	Pct.	3P	3PA	Pct.	FT	FTA	Pct.	Off	Def	Tot	Ast	PF	Dq	Stl	TO	Blk	Pts	Avg
1949-50	45	-	-	90	275	.327	-	-	-	73	106	.689	-	-	-	38	107	-	-	-	-	253	5.6

Playoffs

Season	G	GS	Min	FG	FGA	Pct.	3P	3PA	Pct.	FT	FTA	Pct.	Off	Def	Tot	Ast	PF	Dq	Stl	TO	Blk	Pts	Avg
1949-50	3	-	-	0	4	.000	-	-	-	2	2	1.000	-	-	-	0	4	0	-	-	-	2	0.7

Donovan, William (Billy/Billy The Kid) • Guard • 5-11 • 171 • College: Providence • Born May 30, 1965 in Rockville Centre, NY

Signed as free agent on Dec. 11, 1987. Waived on Mar. 28, 1988.

Regular Season

Season	G	GS	Min	FG	FGA	Pct.	3P	3PA	Pct.	FT	FTA	Pct.	Off	Def	Tot	Ast	PF	Dq	Stl	TO	Blk	Pts	Avg
1987-88	44	0	364	44	109	.404	0	7	.000	17	21	.810	5	20	25	87	33	0	16	42	1	105	2.4

Douglas, Toney • Guard • 6-2 • 185 • College: Florida State • Born Mar. 16, 1986 in Tampa, FL

Selected by L.A. Lakers in first round (29th overall) of 2009 NBA Draft. Traded from L.A. Lakers for 2011 second-round draft choice and cash considerations on Jun. 25, 2009. Signed to contract on Jul. 9, 2009. Exercised third-year option on Oct. 24, 2010. Traded to Houston, with Josh Harrellson, Jerome Jordan and two future second-round draft choices, for Marcus Camby, via sign-and-trade, on Jul. 11, 2012.

Regular Season

Season	G	GS	Min	FG	FGA	Pct.	3P	3PA	Pct.	FT	FTA	Pct.	Off	Def	Tot	Ast	PF	Dq	Stl	TO	Blk	Pts	Avg
2009-10	56	12	1087	179	391	.458	68	175	.389	55	68	.809	40	68	108	112	116	0	42	55	3	481	8.6
2010-11	81	9	1971	314	755	.416	143	383	.373	85	107	.794	65	179	244	244	177	0	89	89	4	856	10.6
2011-12	38	9	656	94	290	.324	27	117	.231	22	26	.846	16	56	72	77	55	0	29	56	1	237	6.2
Totals	**175**	**30**	**3714**	**587**	**1436**	**.409**	**238**	**675**	**.353**	**162**	**201**	**.806**	**121**	**303**	**424**	**433**	**348**	**0**	**160**	**200**	**8**	**1574**	**9.0**

Playoffs

Season	G	GS	Min	FG	FGA	Pct.	3P	3PA	Pct.	FT	FTA	Pct.	Off	Def	Tot	Ast	PF	Dq	Stl	TO	Blk	Pts	Avg
2010-11	4	3	112	15	41	.366	7	18	.389	6	6	1.000	2	11	13	9	12	0	2	4	0	43	10.8
2011-12	1	0	8	1	1	1.000	0	0	---	0	0	---	0	0	01	0	0	0	0	0	0	2	2.0
Totals	**5**	**3**	**120**	**16**	**42**	**.381**	**7**	**18**	**.389**	**6**	**6**	**1.000**	**2**	**11**	**14**	**9**	**12**	**0**	**2**	**4**	**0**	**45**	**9.0**

Dudley, Chris (Duds/Dr. Crash) • Center • 6-11 • 260 • College: Yale • Born Feb. 22, 1965 in Stamford, CT

Traded from Portland for 1998 first-round draft choice in three-team deal for 1998 first-round draft choice on Oct. 10, 1997; Knicks traded John Wallace to Toronto for 1998 first-round draft choice; Toronto sent future second-round draft choice to Portland. Traded to Phoenix, with 2001 first-round draft choice, as part of four-team deal on Sep. 20, 2000; Knicks acquired Glen Rice, Travis Knight and 2001 first-round draft choice from L.A. Lakers, Luc Longley from Phoenix and Vladimir Stepania, Lazaro Borrell, Vernon Maxwell, a 2001 first-round draft choice and two 2001 second-round draft choices from Seattle; traded Patrick Ewing to Seattle. Also played for Cleveland (1987-88 – 1989-90), New Jersey (1989-90 – 1992-93), Portland (1993-94 – 1996-97, 2001-02 - 2002-03) and Phoenix (2000-01).

Regular Season

Season	G	GS	Min	FG	FGA	Pct.	3P	3PA	Pct.	FT	FTA	Pct.	Off	Def	Tot	Ast	PF	Dq	Stl	TO	Blk	Pts	Avg
1997-98	51	22	858	58	143	.406	0	0	—	41	92	.446	108	167	275	21	139	4	13	44	51	157	3.1
1998-99	46	16	685	48	109	.440	0	0	—	19	40	.475	79	114	193	7	116	1	13	24	38	115	2.5
1999-00	47	3	459	23	67	.343	0	0	—	9	27	.333	63	73	136	5	95	2	7	18	21	55	1.2
Totals	**144**	**41**	**2002**	**129**	**319**	**.404**	**0**	**0**	**—**	**69**	**159**	**.434**	**250**	**354**	**604**	**33**	**350**	**7**	**33**	**86**	**110**	**327**	**2.3**

Playoffs

Season	G	GS	Min	FG	FGA	Pct.	3P	3PA	Pct.	FT	FTA	Pct.	Off	Def	Tot	Ast	PF	Dq	Stl	TO	Blk	Pts	Avg
1997-98	6	3	53	3	9	.333	0	0	—	2	4	.500	6	12	18	0	16	0	2	2	1	8	1.3
1998-99	18	6	294	16	38	.421	0	0	—	11	28	.393	27	55	82	5	63	2	9	9	8	43	2.4
1999-00	5	2	43	1	2	.500	0	0	—	2	2	1.000	5	7	12	2	11	0	1	1	1	4	0.8
Totals	**29**	**11**	**390**	**20**	**49**	**.408**	**0**	**0**	**—**	**15**	**34**	**.441**	**38**	**74**	**112**	**7**	**90**	**2**	**12**	**12**	**10**	**55**	**1.9**

Duffy, Robert (Bob) • Guard • 6-3 • 185 • College: Colgate • Born Sep. 26, 1940 in Cold Springs, NY

Purchased from St. Louis on Nov. 11, 1963. Traded, with Donnis Butcher, to Detroit in three-team deal on Dec. 16, 1963; Cincinnati sent Bob Boozer and cash to New York; Detroit sent Larry Staverman to Cincinnati and Johnny Egan to New York. Also played for St. Louis (1962-63 - 1963-64) and Detroit (1963-64 – 1964-65).

Regular Season

Season	G	GS	Min	FG	FGA	Pct.	3P	3PA	Pct.	FT	FTA	Pct.	Off	Def	Tot	Ast	PF	Dq	Stl	TO	Blk	Pts	Avg
1963-64	4	-	50	5	19	.263	-	-	-	6	8	.750	-	-	6	5	0	0	-	-	-	16	4.0

Duhon, Chris (C-Du) • Guard • 6-1 • 185 • College: Duke • Born Aug. 31, 1982 in Mamou, LA

Signed as free agent on Jul. 9, 2009. Became free agent following 2009-10 season. Also played for Chicago (2004-05 – 2007-08) and Orlando (2010-11 – 2011-12)

Regular Season

Season	G	GS	Min	FG	FGA	Pct.	3P	3PA	Pct.	FT	FTA	Pct.	Off	Def	Tot	Ast	PF	Dq	Stl	TO	Blk	Pts	Avg
2008-09	79	78	2906	287	681	.421	127	325	.391	179	209	.856	45	201	246	566	126	1	72	221	7	880	11.1
2009-10	67	59	2072	168	251	.373	90	258	.349	68	95	.716	28	150	178	378	83	0	59	110	3	494	7.4
Totals	**146**	**137**	**4978**	**455**	**1132**	**.402**	**217**	**583**	**.372**	**247**	**304**	**.813**	**73**	**351**	**424**	**944**	**209**	**1**	**131**	**331**	**10**	**1374**	**9.4**

Dukes, Walter • Center • 7-0 • 220 • College: Seton Hall • Born Jun. 23, 1930 in Youngstown, OH • Died Mar. 14, 2001

Selected in first round (eighth overall – territorial choice) of 1953 NBA Draft. Purchased from the Harlem Globetrotters on Sep. 30, 1955. Traded to Minneapolis, with draft rights to Burdette Haldorson, for Slater Martin, Jerry Bird and a player to be named later on Oct. 26, 1956. Also played for Harlem Globetrotters (1953-54 - 1954-55), Minneapolis (1956-57) and Detroit (1957-58 - 1962-63).

Regular Season

Season	G	GS	Min	FG	FGA	Pct.	3P	3PA	Pct.	FT	FTA	Pct.	Off	Def	Tot	Ast	PF	Dq	Stl	TO	Blk	Pts	Avg
1955-56	60	-	1290	149	370	.403	-	-	-	167	236	.708	-	-	443	39	211	12	-	-	-	465	7.8

Eddie, Patrick • Center • 6-11 • 240 • College: Mississippi • Born Dec. 27, 1967 in Milwaukee, WI

Signed as free agent on Aug. 14, 1991. Became free agent following 1991-92 season.

Regular Season

Season	G	GS	Min	FG	FGA	Pct.	3P	3PA	Pct.	FT	FTA	Pct.	Off	Def	Tot	Ast	PF	Dq	Stl	TO	Blk	Pts	Avg
1991-92	4	0	13	2	9	.222	0	0	—	0	0	—	0	1	1	0	3	0	0	0	0	4	1.0

Egan, John (Johnny) • Guard • 6-0 • 180 • College: Providence • Born Jan. 31, 1939 in Hartford, CT

Traded from Detroit in three-team deal on Dec. 16, 1963; New York sent Donnis Butcher and Bob Duffy to Detroit; Cincinnati sent Bob Boozer and cash to New York; Detroit sent Larry Staverman to Cincinnati. Traded to Baltimore, with Johnny Green, Jim Barnes and cash, for Walt Bellamy on Nov. 1, 1965. Also played for Detroit (1961-62 – 1963-64), Baltimore (1965-66 - 1967-68), L.A. Lakers (1968-69 – 1969-70) Cleveland (1970-71) and San Diego/Houston (1970-71 - 1971-72).

Regular Season

Season	G	GS	Min	FG	FGA	Pct.	3P	3PA	Pct.	FT	FTA	Pct.	Off	Def	Tot	Ast	PF	Dq	Stl	TO	Blk	Pts	Avg
1963-64	42	-	1488	229	502	.456	-	-	-	136	175	.777	-	-	129	242	104	1	-	-	-	594	14.1
1964-65	74	26	1664	258	529	.488	-	-	-	162	199	.814	-	-	143	252	139	0	-	-	-	678	9.2
1965-66	7	0	58	5	16	.313	-	-	-	7	10	.700	-	-	2	14	4	0	-	-	-	17	2.4
Totals	**123**	**26**	**3210**	**492**	**1047**	**.470**	**-**	**-**	**-**	**305**	**384**	**.794**	**-**	**-**	**274**	**508**	**247**	**1**	**-**	**-**	**-**	**1289**	**10.5**

Eisley, Howard • Guard • 6-2 • 180 • College: Boston College • Born Dec. 4, 1972 in Detroit, MI

Traded from Dallas in three-team deal on Aug. 10, 2001; New York sent Glen Rice to Houston and Tyrone Bogues to Dallas; Houston signed and traded Shandon Anderson to New York; Dallas sent the draft rights to Kyle Hill to Houston. Traded to Phoenix, with Charlie Ward, Antonio McDyess, Maciej Lampe, draft right to Milos Vujanic, a 2004 first-round draft choice and a future first-round draft choice, for Anfernee Hardaway, Stephon Marbury and Cezary Trybanski on Jan. 5, 2004. Also played for Minnesota (1994-95), San Antonio (1994-95), Utah (1995-96 – 1999-2000, 2004-05), Dallas (2000-01), Phoenix (2003-04), L.A. Clippers (2005-06) and Denver (2005-06).

Regular Season

Season	G	GS	Min	FG	FGA	Pct.	3P	3PA	Pct.	FT	FTA	Pct.	Off	Def	Tot	Ast	PF	Dq	Stl	TO	Blk	Pts	Avg
2001-02	39	0	609	59	175	.337	14	58	.241	39	49	.796	9	40	49	100	55	0	24	53	3	171	4.4
2002-03	82	76	2243	262	628	.417	131	337	.389	89	105	.848	24	162	186	444	222	1	71	149	9	744	9.1
2003-04	33	23	730	80	202	.396	28	85	.329	32	36	.889	7	59	66	156	85	1	30	50	3	220	6.7
Totals	**154**	**99**	**3582**	**401**	**1005**	**.399**	**173**	**480**	**.360**	**160**	**190**	**.842**	**40**	**261**	**301**	**700**	**362**	**2**	**125**	**252**	**15**	**1135**	**7.4**

Ellefson, Eugene (Ray) • Forward • 6-8 • 230 • College: West Texas A&M • Born Nov. 18, 1922 in Brookings, SD • Died Oct. 7, 1994

Traded from Rochester for Paul Noel on Aug. 15, 1950. Also played for Minneapolis (1948-49) and Waterloo (1948-49).

Regular Season

Season	G	GS	Min	FG	FGA	Pct.	3P	3PA	Pct.	FT	FTA	Pct.	Off	Def	Tot	Ast	PF	Dq	Stl	TO	Blk	Pts	Avg
1950-51	3	-	-	0	4	.000	-	-	-	4	4	1.000	-	-	8	0	6	0	-	-	-	4	1.3

Elmore, Leonard (Len) • Center • 6-10 • 220 • College: Maryland • Born Mar. 28, 1952 in New York, NY

Signed as veteran free agent on Jun. 22, 1983; New Jersey matched offer and traded for 1983 second-round draft choice on Jun. 22, 1983. Retired following 1983-84 season. Also played for Indiana of ABA (1974-75 – 1975-76), Indiana (1976-77 – 1978-79), Kansas City (1979-80), Milwaukee (1980-81) and New Jersey (1981-82 – 1982-83).

Regular Season

Season	G	GS	Min	FG	FGA	Pct.	3P	3PA	Pct.	FT	FTA	Pct.	Off	Def	Tot	Ast	PF	Dq	Stl	TO	Blk	Pts	Avg
1983-84	65	5	832	64	157	.408	0	0	—	27	38	.711	62	103	165	30	153	3	29	46	30	155	2.4



George Kalinsky for Madison Square Garden

Ewing, Patrick (The Big Fella) • Center • 7-0 • 255 • College: Georgetown • Born Aug. 5, 1962 in Kingston, Jamaica

Selected in first round (first pick overall) in 1985 NBA Draft. Traded to Seattle as part of four-team deal on Sep. 20, 2000. Knicks acquired Glen Rice, Travis Knight and 2001 first-round draft choice from L.A. Lakers, Luc Longley from Phoenix and Vladimir Stepania, Lazaro Borrell, Vernon Maxwell, 2001 first-round draft choice and two 2001 second-round draft choices from Seattle; sent Chris Dudley and 2001 first-round draft choice to Phoenix. Also played for Seattle (2000-01) and Orlando (2001-02). Elected to Naismith Memorial Basketball Hall of Fame in 2008.

Regular Season

Season	G	GS	Min	FG	FGA	Pct.	3P	3PA	Pct.	FT	FTA	Pct.	Off	Def	Tot	Ast	PF	Dq	Stl	TO	Blk	Pts	Avg
1985-86	50	50	1771	386	814	.474	0	5	.000	226	306	.739	124	327	451	102	191	7	54	172	103	998	20.0
1986-87	63	63	2206	530	1053	.503	0	7	.000	296	415	.713	157	398	555	104	248	5	89	229	147	1356	21.5
1987-88	82	82	2546	656	1183	.555	0	3	.000	341	476	.716	245	431	676	125	332	5	104	287	245	1653	20.2
1988-89	80	80	2896	727	1282	.567	0	6	.000	361	484	.746	213	527	740	188	311	5	117	266	281	1815	22.7
1989-90	82	82	3165	922	1673	.551	1	4	.250	502	648	.775	235	658	893	182	325	7	78	278	327	2347	28.6
1990-91	81	81	3104	845	1645	.514	0	6	.000	464	623	.745	194	711	905	244	287	3	80	291	258	2154	26.6
1991-92	82	82	3150	796	1525	.522	1	6	.167	377	511	.738	228	693	921	156	277	2	88	209	245	1970	24.0
1992-93	81	81	3003	779	1550	.503	1	7	.143	400	556	.719	191	789	980	151	286	2	74	265	161	1959	24.2
1993-94	79	79	2972	745	1503	.496	4	14	.286	445	582	.765	219	666	885	179	275	3	90	260	217	1939	24.5
1994-95	79	79	2920	730	1452	.503	6	21	.286	420	560	.750	157	710	867	212	272	3	68	256	159	1886	23.9
1995-96	76	76	2783	678	1456	.466	4	28	.143	351	461	.761	157	649	806	160	247	2	68	221	184	1711	22.5
1996-97	78	78	2887	655	1342	.488	2	9	.222	439	582	.754	175	659	834	156	250	2	69	269	189	1751	22.4
1997-98	26	26	848	203	403	.504	0	2	.000	134	186	.720	59	206	265	28	74	0	16	77	58	540	20.8
1998-99	38	38	1300	247	568	.435	0	2	.000	163	231	.706	74	303	377	43	105	1	30	99	100	657	17.3
1999-00	62	62	2035	361	775	.466	0	2	.000	207	283	.731	140	464	604	58	196	1	36	142	84	929	15.0
Totals	**1039**	**1039**	**37586**	**9260**	**18224**	**.508**	**19**	**122**	**.156**	**5126**	**6904**	**.742**	**2568**	**8191**	**10759**	**2088**	**3676**	**48**	**1061**	**3321**	**2758**	**23665**	**22.8**

Playoffs

Season	G	GS	Min	FG	FGA	Pct.	3P	3PA	Pct.	FT	FTA	Pct.	Off	Def	Tot	Ast	PF	Dq	Stl	TO	Blk	Pts	Avg
1987-88	4	4	153	28	57	.491	0	0	—	19	22	.864	16	35	51	10	17	0	6	11	13	75	18.8
1988-89	9	9	340	70	144	.486	0	0	—	39	52	.750	23	67	90	20	35	0	9	15	18	179	19.9
1989-90	10	10	395	114	219	.521	1	2	.500	65	79	.823	21	84	105	31	41	0	13	27	20	294	29.4
1990-91	3	3	110	18	45	.400	0	0	—	14	18	.778	2	28	30	6	12	0	1	11	5	50	16.7
1991-92	12	12	482	109	239	.456	0	1	.000	54	73	.740	33	100	133	27	49	1	7	23	31	272	22.7
1992-93	15	15	604	165	322	.512	1	1	1.000	51	80	.638	43	121	164	36	60	2	17	39	31	382	25.5
1993-94	25	25	1032	210	481	.437	4	11	.364	123	163	.755	88	205	293	65	94	1	32	83	76	547	21.9
1994-95	11	11	399	80	156	.513	1	3	.333	48	70	.686	17	89	106	27	51	1	6	30	25	209	19.0
1995-96	8	8	328	65	137	.474	1	2	.500	41	63	.651	11	74	85	15	22	0	1	30	25	172	21.5
1996-97	9	9	357	88	167	.527	0	1	.000	27	42	.643	26	69	95	17	30	0	3	27	22	203	22.6
1997-98	4	4	132	20	56	.357	0	0	—	16	27	.593	9	23	32	5	16	0	3	10	5	56	14.0
1998-99	11	11	347	58	135	.430	0	0	—	28	36	.778	14	82	96	6	35	0	7	10	8	144	13.1
1999-00	14	14	461	71	170	.418	0	0	—	62	89	.697	29	104	133	6	48	0	16	27	20	204	14.6
Totals	**135**	**135**	**5140**	**1096**	**2328**	**.471**	**8**	**22**	**.364**	**587**	**814**	**.721**	**332**	**1081**	**1413**	**271**	**510**	**5**	**121**	**343**	**299**	**2787**	**20.6**

NBA All-Star

Season	Min	FG	FGA	Pct.	3P	3PA	Pct.	FT	FTA	Pct.	Off	Def	Tot	Ast	PF	Dq	Stl	TO	Blk	Pts
1986	Selected/Did Not Play - Injured																			
1988	16	4	8	.500	0	0	—	1	1	1.000	1	5	6	0	1	0	0	1	1	9
1989	17	2	8	.250	0	0	—	0	4	.000	1	5	6	2	2	0	1	3	2	4
1990	27	5	9	.556	0	0	—	2	2	1.000	1	9	10	1	5	0	1	5	5	12
1991	30	8	10	.800	0	0	—	2	2	1.000	2	8	10	0	5	0	1	2	4	18
1992	17	4	7	.571	0	0	—	2	5	.400	2	2	4	0	3	0	2	2	1	10
1993	25	7	11	.636	0	0	—	1	1	1.000	3	7	10	1	4	0	2	4	2	15
1994	24	7	15	.467	0	0	—	6	7	.857	4	4	8	1	2	0	0	1	0	20
1995	22	4	7	.571	0	0	—	2	2	1.000	0	3	3	1	3	0	1	5	0	10
1996	12	3	7	.429	0	0	—	2	2	1.000	1	2	3	1	2	0	3	0	1	8
1997	Selected/Did Not Play - Injured																			
Totals	**190**	**44**	**82**	**.537**	**0**	**0**	**—**	**18**	**26**	**.692**	**15**	**45**	**60**	**7**	**27**	**0**	**11**	**23**	**16**	**106**

Farmer, Don (Mike) • Forward • 6-7 • 210 • College: San Francisco • Born Sep. 26, 1936 in Oklahoma City, OK

Selected in first round (third pick overall) of 1958 NBA Draft. Sold to Cincinnati on Nov. 14, 1960. Also played for Cincinnati (1960-61) and St. Louis (1962-63 – 1964-65).

Regular Season

Season	G	GS	Min	FG	FGA	Pct.	3P	3PA	Pct.	FT	FTA	Pct.	Off	Def	Tot	Ast	PF	Dq	Stl	TO	Blk	Pts	Avg
1958-59	72	-	1545	176	498	.353	-	-	-	83	99	.838	-	-	315	66	152	1	-	-	-	435	6.0
1959-60	67	-	1517	212	568	.373	-	-	-	70	83	.843	-	-	385	57	130	1	-	-	-	494	7.4
1960-61	2	-	6	0	1	.000	-	-	-	0	0	—	-	-	2	0	2	0	-	-	-	0	0.0
Totals	**141**	**-**	**3068**	**388**	**1067**	**.364**	**-**	**-**	**-**	**153**	**182**	**.841**	**-**	**-**	**702**	**123**	**284**	**2**	**-**	**-**	**-**	**929**	**6.6**

Playoffs

Season	G	GS	Min	FG	FGA	Pct.	3P	3PA	Pct.	FT	FTA	Pct.	Off	Def	Tot	Ast	PF	Dq	Stl	TO	Blk	Pts	Avg
1958-59	2	2	34	5	17	.294	-	-	-	2	5	.400	-	-	10	0	7	0	-	-	-	12	6.0

Felix, Raymond (Ray) • Center • 6-11 • 220 • College: Long Island University • Born Dec. 10, 1930 in New York, NY • Died Jul. 28, 1991

Traded from Baltimore, with Chuck Grigsby, for Connie Simmons and Al McGuire on Sep. 17, 1954. Signed on Oct. 26, 1954. Waived on Jan. 11, 1960. Traded to Minneapolis, with cash and future draft choice, for Dick Garmaker and 1960 second-round draft choice on Jan. 24, 1960. Also played for Baltimore (1953-54), Minneapolis/L.A. Lakers (1959-60 - 1961-62).

Regular Season

Season	G	GS	Min	FG	FGA	Pct.	3P	3PA	Pct.	FT	FTA	Pct.	Off	Def	Tot	Ast	PF	Dq	Stl	TO	Blk	Pts	Avg
1954-55	72	-	2024	364	832	.438	-	-	-	310	498	.622	-	-	818	67	286	11	-	-	-	1038	14.4
1955-56	72	-	1702	277	668	.415	-	-	-	331	469	.706	-	-	623	47	293	13	-	-	-	885	12.3
1956-57	72	-	1622	295	709	.416	-	-	-	277	371	.747	-	-	587	36	284	9	-	-	-	867	12.0
1957-58	72	-	1709	304	688	.442	-	-	-	271	389	.697	-	-	747	52	283	12	-	-	-	879	12.2
1958-59	72	-	1588	260	700	.371	-	-	-	229	321	.713	-	-	569	49	275	9	-	-	-	749	10.4
1959-60	16	-	186	31	94	.330	-	-	-	19	33	.576	-	-	82	2	44	0	-	-	-	81	5.1
Totals	**376**	**-**	**8831**	**1531**	**3691**	**.415**	**-**	**-**	**-**	**1437**	**2081**	**.691**	**-**	**-**	**3426**	**253**	**3723**	**54**	**-**	**-**	**-**	**4499**	**12.0**

Felton, Raymond • Guard • 6-1 • 205 • College: North Carolina • Born Jun. 26, 1984 in Marion, SC

Signed as a free agent on Jul. 12, 2010. Traded to Denver as part of three-team deal on Feb. 22, 2011; Sent with Wilson Chandler, Danilo Gallinari, Timofey Mozgov, a future first-round draft selection, two future second-round selections and cash and future draft considerations to Denver for Carmelo Anthony, Renaldo Balkman, Chauncey Billups, Anthony Carter and Shelden Williams. Minnesota sent Corey Brewer to New York for Eddy Curry, Anthony Randolph and cash considerations, and sent Kosta Koufos to Denver in exchange for a future second round draft pick. Traded by Portland, via sign-and-trade, with Kurt Thomas, for Jared Jeffries, via sign-and-trade, Dan Gadzuric, the draft rights to Kostas Papanikolaou and Giorgos Printezis and protected future second-round draft pick on Jul. 16, 2012. Also played for Charlotte (2005-2006 – 2009-10), Denver (2010-11) and Portland (2011-12).

Regular Season

Season	G	GS	Min	FG	FGA	Pct.	3P	3PA	Pct.	FT	FTA	Pct.	Off	Def	Tot	Ast	PF	Dq	Stl	TO	Blk	Pts	Avg
2010-11	54	54	2074	339	801	.423	88	268	.328	157	181	.867	40	154	194	488	113	0	97	176	11	923	17.1

Fernsten, Eric • Center • 6-10 • 205 • College: San Francisco • Born Nov. 1, 1953 in Oakland, CA

Signed as free agent on Sep. 28, 1983. Became free agent following 1983-84 season. Also played for Cleveland (1975-76), Chicago (1975-76 – 1976-77) and Boston (1979-80 – 1981-82).

Regular Season

Season	G	GS	Min	FG	FGA	Pct.	3P	3PA	Pct.	FT	FTA	Pct.	Off	Def	Tot	Ast	PF	Dq	Stl	TO	Blk	Pts	Avg
1983-84	32	0	402	29	52	.558	0	0	—	25	34	.735	29	57	86	11	49	0	16	19	8	83	2.6

Playoffs

Season	G	GS	Min	FG	FGA	Pct.	3P	3PA	Pct.	FT	FTA	Pct.	Off	Def	Tot	Ast	PF	Dq	Stl	TO	Blk	Pts	Avg
1983-84	2	0	3	1	2	.500	0	0	—	0	0	—	0	0	0	0	0	0	0	-	0	2	1.0

Fields, Landry • Guard/Forward • 6-7 • 205 • College: Stanford • Born Jun. 27, 1987 in Long Beach, CA

Selected in second round (39th pick overall) of 2010 NBA Draft. Signed to a contract on Aug. 26, 2010. Became restricted free agent following 2011-12 season.

Regular Season

Season	G	GS	Min	FG	FGA	Pct.	3P	3PA	Pct.	FT	FTA	Pct.	Off	Def	Tot	Ast	PF	Dq	Stl	TO	Blk	Pts	Avg
2010-11	82	81	2541	299	602	.497	86	219	.393	113	147	.769	105	416	521	155	114	0	80	107	17	797	9.7
2011-12	66	62	1894	236	513	.460	31	121	.256	77	137	.562	59	219	278	169	99	0	79	102	17	580	8.8
Totals	**148**	**143**	**4435**	**535**	**1115**	**.480**	**117**	**340**	**.344**	**190**	**284**	**.669**	**164**	**635**	**799**	**324**	**213**	**0**	**159**	**209**	**34**	**1377**	**9.3**

Playoffs

Season	G	GS	Min	FG	FGA	Pct.	3P	3PA	Pct.	FT	FTA	Pct.	Off	Def	Tot	Ast	PF	Dq	Stl	TO	Blk	Pts	Avg
2010-11	4	4	71	3	15	.200	0	4	.000	1	6	.167	1	4	5	5	0	0	2	4	3	7	1.8
2011-12	5	4	115	15	31	.484	1	5	.200	5	7	.714	4	11	15	7	5	0	3	9	0	36	7.2
Totals	**9**	**8**	**186**	**18**	**46**	**.391**	**1**	**9**	**.111**	**6**	**13**	**.462**	**5**	**15**	**20**	**12**	**5**	**0**	**5**	**13**	**3**	**43**	**4.8**

Fillmore, Gregory (Greg) • Center • 7-1 • 250 • College: Cheyney State • Born Mar. 7, 1947 in Philadelphia, PA

Selected in eighth round (136th pick overall) of 1970 NBA Draft. Waived on Jul. 11, 1972.

Regular Season

Season	G	GS	Min	FG	FGA	Pct.	3P	3PA	Pct.	FT	FTA	Pct.	Off	Def	Tot	Ast	PF	Dq	Stl	TO	Blk	Pts	Avg
1970-71	39	3	271	45	102	.441	-	-	-	13	27	.481	-	-	93	17	80	0	-	-	-	103	2.6
1971-72	10	0	67	7	27	.259	-	-	-	1	3	.333	-	-	15	3	17	0	-	-	-	15	1.5
Totals	**49**	**3**	**338**	**52**	**129**	**.403**	**-**	**-**	**-**	**14**	**30**	**.467**	**-**	**-**	**108**	**20**	**97**	**0**	**-**	**-**	**-**	**118**	**2.4**

Playoffs

Season	G	GS	Min	FG	FGA	Pct.	3P	3PA	Pct.	FT	FTA	Pct.	Off	Def	Tot	Ast	PF	Dq	Stl	TO	Blk	Pts	Avg
1970-71	8	0	24	0	4	.000	-	-	-	0	0	—	-	-	8	1	9	0	-	-	-	0	0.0

Fish, Matt • Center • 6-11 • 235 • College: UNC Wilmington • Born Nov. 18, 1969 in Washington, IA

Signed to 10-day contract on Feb. 24, 1996. Waived on Mar. 5, 1996. Also played for L.A. Clippers (1994-95), Denver (1995-96), Washington (1996-97) and Miami (1996-97).

Regular Season

Season	G	GS	Min	FG	FGA	Pct.	3P	3PA	Pct.	FT	FTA	Pct.	Off	Def	Tot	Ast	PF	Dq	Stl	TO	Blk	Pts	Avg
1995-96	2	1	17	6	10	.600	0	0	—	0	1	.000	3	0	3	1	3	0	0	0	1	12	6.0

Fitzgerald, Robert (Bob) • Forward • 6-5 • 190 • College: Fordham • Born Mar. 14, 1923 in Queens, NY • Died Jul. 1, 1983

Signed on Jan. 24, 1947. Also played for Toronto (1946-47), Syracuse (1947-48) and Rochester (1948-49).

Regular Season

Season	G	GS	Min	FG	FGA	Pct.	3P	3PA	Pct.	FT	FTA	Pct.	Off	Def	Tot	Ast	PF	Dq	Stl	TO	Blk	Pts	Avg
1946-47	29	-	-	23	121	.190	-	-	-	36	60	.600	-	-	-	9	67	-	-	-	-	82	2.8

Playoffs

Season	G	GS	Min	FG	FGA	Pct.	3P	3PA	Pct.	FT	FTA	Pct.	Off	Def	Tot	Ast	PF	Dq	Stl	TO	Blk	Pts	Avg
1946-47	5	-	-	1	9	.111	-	-	-	3	4	.750	-	-	-	1	3	0	-	-	-	5	1.0

Fleishman, Jerome (Jerry) • Guard • 6-2 • 190 • College: New York University • Born Feb. 14, 1922 in Brooklyn, NY • Died Jun. 20, 2007

Added to playoff roster via NBA approval for 1953 NBA Playoffs due to manpower shortage. Also played for Philadelphia (1946-47 – 1949-50, 1952-53).

Playoffs

Season	G	GS	Min	FG	FGA	Pct.	3P	3PA	Pct.	FT	FTA	Pct.	Off	Def	Tot	Ast	PF	Dq	Stl	TO	Blk	Pts	Avg
1952-53	2	-	26	2	3	.667	-	-	-	6	13	.462	-	-	5	7	7	1	-	-	-	10	5.0

Fogle, Larry • Forward • 6-5 • 208 • College: Canisius • Born Mar. 19, 1953 in Brooklyn, NY

Selected in second round (34th pick overall) in the 1975 NBA Draft. Waived on Dec. 2, 1975.

Regular Season

Season	G	GS	Min	FG	FGA	Pct.	3P	3PA	Pct.	FT	FTA	Pct.	Off	Def	Tot	Ast	PF	Dq	Stl	TO	Blk	Pts	Avg
1975-76	2	0	14	1	5	.200	-	-	-	0	0	—	1	2	3	0	4	0	1	-	0	2	1.0

Foley, John (Jack/The Shot) • Forward • 6-5 • 185 • College: Holy Cross • Born Apr. 19, 1939 in Worcester, MA

Purchased from Boston on Jan. 22, 1963. Also played for Boston (1962-63).

Regular Season

Season	G	GS	Min	FG	FGA	Pct.	3P	3PA	Pct.	FT	FTA	Pct.	Off	Def	Tot	Ast	PF	Dq	Stl	TO	Blk	Pts	Avg
1962-63	6	-	37	7	25	.280	-	-	-	7	7	1.000	-	-	9	5	5	0	-	-	-	21	3.5

Francis, Steve (City, Franchise, Wink) • Guard • 6-3 • 195 • College: Maryland • Born Feb. 21, 1977 in Washington, D.C.

Traded from Orlando, for Anfernee Hardaway and Trevor Ariza on Feb. 22, 2006. Traded to Portland, with Channing Frye, for Dan Dickau, Fred Jones and Zach Randolph on Jun. 28, 2007. Also played for Houston (1999-2000 – 2003-04, 2007-08) and Orlando (2004-05 – 2005-06).

Regular Season

Season	G	GS	Min	FG	FGA	Pct.	3P	3PA	Pct.	FT	FTA	Pct.	Off	Def	Tot	Ast	PF	Dq	Stl	TO	Blk	Pts	Avg
2005-06	24	15	659	84	190	.442	7	13	.538	83	109	.761	14	57	71	83	62	0	23	58	6	258	10.8
2006-07	44	30	1237	140	343	.408	42	111	.378	175	211	.829	33	124	157	170	126	4	41	100	12	497	11.3
Totals	**68**	**45**	**1896**	**224**	**533**	**.420**	**49**	**124**	**.395**	**258**	**320**	**.806**	**47**	**181**	**228**	**253**	**188**	**4**	**64**	**158**	**18**	**755**	**11.1**

Frazier, Walt (Clyde) • Guard • 6-4 • 205 • College: Southern Illinois • Born Mar. 29, 1945 in Atlanta, GA

Selected in first round (fifth pick overall) of 1967 NBA Draft. Signed on Jun. 22, 1967. Traded to Cleveland as compensation for signing veteran free agent Jim Cleamons on Oct. 7, 1977. Also played for Cleveland (1977-78 - 1979-80). Elected to Naismith Memorial Basketball Hall of Fame in 1987.

Regular Season

Season	G	GS	Min	FG	FGA	Pct.	3P	3PA	Pct.	FT	FTA	Pct.	Off	Def	Tot	Ast	PF	Dq	Stl	TO	Blk	Pts	Avg
1967-68	74	15	1588	256	568	.451	-	-	-	154	235	.655	-	-	313	305	199	2	-	-	-	666	9.0
1968-69	80	55	2949	531	1052	.505	-	-	-	341	457	.746	-	-	499	635	245	2	-	-	-	1403	17.5
1969-70	77	77	3040	600	1158	.518	-	-	-	409	547	.748	-	-	465	629	203	1	-	-	-	1609	20.9
1970-71	80	80	3455	651	1317	.494	-	-	-	434	557	.779	-	-	544	536	240	1	-	-	-	1736	21.7
1971-72	77	77	3126	669	1307	.512	-	-	-	450	557	.808	-	-	513	446	185	0	-	-	-	1788	23.2
1972-73	78	78	3181	681	1389	.490	-	-	-	286	350	.817	-	-	570	461	186	0	-	-	-	1648	21.1
1973-74	80	80	3338	674	1429	.472	-	-	-	295	352	.838	120	416	536	551	212	2	161	-	15	1643	20.5
1974-75	78	78	3204	672	1391	.483	-	-	-	331	400	.828	90	375	465	474	205	2	190	-	14	1675	21.5
1975-76	59	59	2427	470	969	.485	-	-	-	186	226	.823	79	321	400	351	163	1	106	-	9	1126	19.1
1976-77	76	67	2687	532	1089	.489	-	-	-	259	336	.771	52	241	293	403	194	0	132	-	9	1323	17.4
Totals	**759**	**666**	**28995**	**5736**	**11669**	**.492**	**-**	**-**	**-**	**3145**	**4017**	**.783**	**341**	**1353**	**4598**	**4791**	**2032**	**11**	**589**	**-**	**47**	**14617**	**19.3**

Playoffs

Season	G	GS	Min	FG	FGA	Pct.	3P	3PA	Pct.	FT	FTA	Pct.	Off	Def	Tot	Ast	PF	Dq	Stl	TO	Blk	Pts	Avg
1967-68	4	0	119	12	33	.364	-	-	-	14	18	.778	-	-	22	25	12	0	-	-	-	38	9.5
1968-69	10	10	415	89	177	.503	-	-	-	34	57	.596	-	-	74	91	30	0	-	-	-	212	21.2
1969-70	19	19	834	118	247	.478	-	-	-	68	89	.764	-	-	149	156	53	0	-	-	-	304	16.0
1970-71	12	12	501	108	204	.529	-	-	-	55	75	.733	-	-	70	54	45	0	-	-	-	271	22.6
1971-72	16	16	704	148	276	.536	-	-	-	92	125	.736	-	-	112	98	48	0	-	-	-	388	24.3
1972-73	17	17	765	150	292	.514	-	-	-	73	94	.777	-	-	124	106	52	1	-	-	-	373	21.9
1973-74	12	12	491	113	225	.502	-	-	-	44	49	.898	21	74	95	48	41	1	21	-	4	270	22.5
1974-75	3	3	124	29	46	.630	-	-	-	13	16	.813	3	17	20	21	4	0	11	-	0	71	23.7
Totals	**93**	**89**	**3953**	**767**	**1500**	**.511**	**-**	**-**	**-**	**393**	**523**	**.751**	**24**	**91**	**666**	**599**	**285**	**2**	**32**	**-**	**4**	**1927**	**20.7**

NBA All-Star

Season	Min	FG	FGA	Pct.	3P	3PA	Pct.	FT	FTA	Pct.	Off	Def	Tot	Ast	PF	Dq	Stl	TO	Blk	Pts
1970	24	3	7	.429	-	-	-	1	2	.500	-	-	3	4	2	0	-	-	-	7
1971	26	3	9	.333	-	-	-	0	0	—	-	-	6	5	2	0	-	-	-	6
1972	25	7	11	.636	-	-	-	1	2	.500	-	-	3	5	2	0	-	-	-	15
1973	26	5	15	.333	-	-	-	0	0	—	-	-	6	2	1	0	-	-	-	10
1974	28	5	12	.417	-	-	-	2	2	1.000	1	1	2	5	1	0	3	-	0	12
1975	35	10	17	.588	-	-	-	10	11	.909	0	5	5	2	2	0	4	-	0	30
1976	19	2	7	.286	-	-	-	4	4	1.000	0	2	2	3	0	0	2	-	0	8
Totals	**183**	**35**	**78**	**.449**	**-**	**-**	**-**	**18**	**21**	**.857**	**1**	**8**	**27**	**26**	**10**	**0**	**9**	**-**	**0**	**88**

Frey, Frido • Guard • 6-2 • 195 • College: Long Island University • Born Oct. 26, 1921 in Germany • Died May 16, 2000

Purchased from Brooklyn Gothams of American Basketball League.

Regular Season

Season	G	GS	Min	FG	FGA	Pct.	3P	3PA	Pct.	FT	FTA	Pct.	Off	Def	Tot	Ast	PF	Dq	Stl	TO	Blk	Pts	Avg
1946-47	23	-	-	28	97	.289	-	-	-	32	56	.571	-	-	-	14	37	-	-	-	-	88	3.8

Playoffs

Season	G	GS	Min	FG	FGA	Pct.	3P	3PA	Pct.	FT	FTA	Pct.	Off	Def	Tot	Ast	PF	Dq	Stl	TO	Blk	Pts	Avg
1946-47	5	-	-	3	19	.158	-	-	-	4	11	.364	-	-	-	7	11	0	-	-	-	10	2.0

Friend, Lawrence (Larry) • Guard • 6-4 • 195 • College: California • Born Apr. 14, 1935 in Chicago, IL • Died Feb. 27, 1998

Selected in second round (13th pick overall) of 1957 NBA Draft. Waived on Feb. 6, 1958.

Regular Season

Season	G	GS	Min	FG	FGA	Pct.	3P	3PA	Pct.	FT	FTA	Pct.	Off	Def	Tot	Ast	PF	Dq	Stl	TO	Blk	Pts	Avg
1957-58	44	-	569	74	226	.327	-	-	-	27	41	.659	-	-	106	47	54	0	-	-	-	175	4.0

Frye, Channing • Forward/Center • 6-11 • 245 • College: Arizona • Born May 17, 1983 in White Plains, NY

Selected in first round (eighth pick overall) of 2005 NBA Draft. Signed to contract on Jul. 2, 2005. Traded to Portland, with Steve Francis, for Dan Dickau, Fred Jones and Zach Randolph on Jun. 28, 2007. Also played for Portland (2007-08 – 2008-09) and Phoenix (2009-10 – 2011-12).

Regular Season

Season	G	GS	Min	FG	FGA	Pct.	3P	3PA	Pct.	FT	FTA	Pct.	Off	Def	Tot	Ast	PF	Dq	Stl	TO	Blk	Pts	Avg
2005-06	65	14	1572	305	640	.477	3	9	.333	189	229	.825	138	236	374	53	200	3	30	97	47	802	12.3
2006-07	72	59	1896	298	689	.433	3	18	.167	85	108	.787	91	304	395	67	216	3	36	100	42	684	9.5
Totals	**137**	**73**	**3469**	**603**	**1329**	**.454**	**6**	**27**	**.222**	**274**	**337**	**.813**	**229**	**540**	**769**	**120**	**416**	**6**	**66**	**197**	**89**	**1486**	**10.8**

Gadzuric, Dan • Center • 6-11 • 240 • College: California, Los Angeles • Born Feb. 2, 1978 in Den Haag, Netherlands

Signed as free agent on Apr. 20, 2012. Traded to Portland, with Jared Jeffries, via sign-and-trade, the draft rights to Kostas Papanikolaou and Giorgos Printezis and protected future second-round draft pick for Raymond Felton, via sign-and-trade, and Kurt Thomas on Jul. 16, 2012. Also played for Milwaukee (2002-03 – 2009-10), Golden State (2010-11) and New Jersey (2010-11).

Regular Season

Season	G	GS	Min	FG	FGA	Pct.	3P	3PA	Pct.	FT	FTA	Pct.	Off	Def	Tot	Ast	PF	Dq	Stl	TO	Blk	Pts	Avg
2011-12	2	0	13	0	2	.000	0	0	---	0	2	.000	1	4	5	0	4	0	1	1	1	0	0.0

Playoffs

Season	G	GS	Min	FG	FGA	Pct.	3P	3PA	Pct.	FT	FTA	Pct.	Off	Def	Tot	Ast	PF	Dq	Stl	TO	Blk	Pts	Avg
2011-12										Did Not Play													

Gaines, Corey • Guard • 6-4 • 195 • College: Loyola Marymount • Born Jun. 1, 1965 in Los Angeles, CA

Signed as free agent on Dec. 19, 1993. Became free agent following 1993-94 season. Also played for New Jersey (1988-89), Philadelphia (1989-90, 1994-95) and Denver (1990-1991).

Regular Season

Season	G	GS	Min	FG	FGA	Pct.	3P	3PA	Pct.	FT	FTA	Pct.	Off	Def	Tot	Ast	PF	Dq	Stl	TO	Blk	Pts	Avg
1993-94	18	0	78	9	20	.450	2	5	.400	13	15	.867	3	10	13	30	12	0	2	5	0	33	1.8

Playoffs

Season	G	GS	Min	FG	FGA	Pct.	3P	3PA	Pct.	FT	FTA	Pct.	Off	Def	Tot	Ast	PF	Dq	Stl	TO	Blk	Pts	Avg
1993-94	4	0	28	0	4	.000	0	1	.000	0	0	—	0	2	2	2	4	0	0	0	0	0	0.0

Gallatin, Harry (Harry The Horse) • F/C • 6-6 • 215 • College: Northeast Missouri State • Born Apr. 26, 1927 in Wood River, IL

Selected in 1948 BAA Draft. Re-signed on Aug. 7, 1956. Re-signed on Sep. 23, 1950, Jun. 22, 1953, Aug. 2, 1954, Aug. 8, 1955 & Aug. 7, 1956. Traded, with rights to Dick Atha and Nat Clifton, to Detroit for Mel Hutchins and first-round draft choice on Apr. 3, 1957. Also played for Detroit (1957-58). Elected to Naismith Memorial Basketball Hall of Fame in 1991.

Regular Season

Season	G	GS	Min	FG	FGA	Pct.	3P	3PA	Pct.	FT	FTA	Pct.	Off	Def	Tot	Ast	PF	Dq	Stl	TO	Blk	Pts	Avg
1948-49	52	-	-	157	479	.328	-	-	-	120	169	.710	-	-	-	63	127	-	-	-	-	434	8.3
1949-50	68	-	-	263	664	.396	-	-	-	277	366	.757	-	-	-	56	215	-	-	-	-	803	11.8
1950-51	66	-	-	293	705	.416	-	-	-	259	354	.732	-	-	800	180	244	4	-	-	-	845	12.8
1951-52	66	-	1931	233	527	.442	-	-	-	275	341	.806	-	-	661	115	223	5	-	-	-	741	11.2
1952-53	70	-	2333	282	635	.444	-	-	-	301	430	.700	-	-	916	126	224	6	-	-	-	865	12.4
1953-54	72	-	2690	258	639	.404	-	-	-	433	552	.784	-	-	1098	153	208	2	-	-	-	949	13.2
1954-55	72	-	2548	330	859	.384	-	-	-	393	483	.814	-	-	995	176	206	5	-	-	-	1053	14.6
1955-56	72	-	2378	322	834	.386	-	-	-	358	455	.787	-	-	740	168	220	6	-	-	-	1002	13.9
1956-57	72	-	1943	332	817	.406	-	-	-	415	519	.800	-	-	725	85	202	1	-	-	-	1079	15.0
Totals	**610**	**-**	**13823**	**2470**	**6159**	**.401**	**-**	**-**	**-**	**2831**	**3669**	**.772**	**-**	**-**	**5935**	**1122**	**1869**	**29**	**-**	**-**	**-**	**7771**	**12.7**

Playoffs

Season	G	GS	Min	FG	FGA	Pct.	3P	3PA	Pct.	FT	FTA	Pct.	Off	Def	Tot	Ast	PF	Dq	Stl	TO	Blk	Pts	Avg
1948-49	6	-	-	20	56	.357	-	-	-	32	39	.821	-	-	-	10	31	2	-	-	-	72	12.0
1949-50	5	-	-	20	52	.385	-	-	-	25	32	.781	-	-	-	6	23	1	-	-	-	65	13.0
1950-51	14	-	-	49	140	.350	-	-	-	67	87	.770	-	-	163	26	57	3	-	-	-	165	11.8
1951-52	14	-	471	50	122	.410	-	-	-	51	66	.773	-	-	134	19	45	1	-	-	-	151	10.8
1952-53	11	-	303	36	86	.419	-	-	-	44	59	.746	-	-	120	15	29	0	-	-	-	116	10.5
1953-54	4	4	151	16	35	.457	-	-	-	22	31	.710	-	-	61	6	12	0	-	-	-	54	13.5
1954-55	3	2	108	19	42	.452	-	-	-	17	22	.773	-	-	44	7	11	0	-	-	-	55	18.3
Totals	**57**	**-**	**1033**	**210**	**533**	**.394**	**-**	**-**	**-**	**258**	**336**	**.768**	**-**	**-**	**522**	**89**	**208**	**7**	**-**	**-**	**-**	**678**	**11.9**

NBA All-Star

Season	Min	FG	FGA	Pct.	3P	3PA	Pct.	FT	FTA	Pct.	Off	Def	Tot	Ast	PF	Dq	Stl	TO	Blk	Pts
1951	-	2	4	.500	-	-	-	1	1	1.000	-	-	5	2	4	0	-	-	-	5
1952	22	3	5	.600	-	-	-	1	4	.250	-	-	9	3	3	0	-	-	-	7
1953	19	1	4	.250	-	-	-	1	2	.500	-	-	3	2	1	0	-	-	-	3
1954	28	0	2	.000	-	-	-	5	6	.833	-	-	18	3	0	0	-	-	-	5
1955	36	4	7	.571	-	-	-	5	5	1.000	-	-	14	3	2	0	-	-	-	13
1956	30	5	12	.417	-	-	-	6	7	.857	-	-	5	2	4	0	-	-	-	16
1957	24	4	7	.571	-	-	-	0	2	.000	-	-	11	1	3	0	-	-	-	8
Totals	**159**	**19**	**41**	**.463**	**-**	**-**	**-**	**19**	**27**	**.704**	**-**	**-**	**65**	**16**	**17**	**0**	**-**	**-**	**-**	**57**

Gallinari, Danilo (Gallo, The Rooster) • Forward • 6-10 • 225 • College: none • Born Aug. 8, 1988 in Milan, Italy

Selected in first round (sixth pick overall) of 2008 NBA Draft. Signed to contract on Jul. 8, 2008. Exercised fourth-year option on Oct. 24, 2010. Traded to Denver as part of three-team deal on Feb. 22, 2011; sent with Wilson Chandler, Raymond Felton, Timofey Mozgov, a future first-round draft selection, two future second-round selections, cash and future draft considerations to Denver for Carmelo Anthony, Renaldo Balkman, Chauncey Billups, Anthony Carter and Shelden Williams; Minnesota sent Corey Brewer to New York for Eddy Curry, Anthony Randolph and cash considerations, and sent Kosta Koufos to Denver in exchange for a future second round draft pick. Also played for Denver (2010-11 – 2011-12).

Regular Season

Season	G	GS	Min	FG	FGA	Pct.	3P	3PA	Pct.	FT	FTA	Pct.	Off	Def	Tot	Ast	PF	Dq	Stl	TO	Blk	Pts	Avg
2008-09	28	2	412	56	125	.448	32	72	.444	26	27	.963	13	42	55	15	48	1	14	15	4	170	6.1
2009-10	81	74	2747	392	927	.423	186	488	.381	251	307	.818	65	333	398	135	191	1	75	110	58	1221	15.1
2010-11	48	48	1671	211	509	.415	83	239	.347	259	290	.893	48	181	229	82	117	0	38	58	18	764	15.9
Totals	**157**	**124**	**4830**	**659**	**1561**	**.422**	**301**	**799**	**.377**	**536**	**624**	**.859**	**126**	**556**	**682**	**232**	**356**	**2**	**127**	**183**	**80**	**2155**	**13.7**

Garmaker, Richard (Dick) • Guard • 6-3 • 205 • College: Minnesota • Born Oct. 29, 1932 in Hibbing, MN

Traded from Minneapolis, with a 1960 second-round draft choice, for Ray Felix, cash and a future draft choice on Jan. 24, 1960. Retired on Sep. 12, 1961. Also played for Minneapolis (1955-56 - 1959-60).

Regular Season

Season	G	GS	Min	FG	FGA	Pct.	3P	3PA	Pct.	FT	FTA	Pct.	Off	Def	Tot	Ast	PF	Dq	Stl	TO	Blk	Pts	Avg
1959-60	27	-	745	125	290	.431	-	-	-	86	100	.860	-	-	124	73	59	0	-	-	-	336	12.4
1960-61	71	-	2238	415	943	.440	-	-	-	275	358	.768	-	-	277	220	240	2	-	-	-	1105	15.6
Totals	**98**	**-**	**2983**	**540**	**1233**	**.438**	**-**	**-**	**-**	**361**	**458**	**.788**	**-**	**-**	**401**	**293**	**299**	**2**	**-**	**-**	**-**	**1441**	**14.7**

Courtesy of Harry Gallatin

Garrett, Eldo (Dick) • Guard • 6-3 • 185 • College: Southern Illinois • Born Jan. 31, 1947 in Centralia, IL

Signed as free agent on Oct. 23, 1973. Waived on Dec. 26, 1973. Also played for L.A. Lakers (1969-70), Buffalo (1970-71) and Milwaukee (1973-74).

Regular Season

Season	G	GS	Min	FG	FGA	Pct.	3P	3PA	Pct.	FT	FTA	Pct.	Off	Def	Tot	Ast	PF	Dq	Stl	TO	Blk	Pts	Avg
1973-74	25	0	239	32	91	.352	-	-	-	10	13	.769	10	16	26	14	41	0	7	-	1	74	3.0

George, John (Jack) • Guard • 6-3 • 190 • College: LaSalle • Born Nov. 13, 1928 in Swissvale, PA • Died Jan. 30, 1989

Traded from Philadelphia for Guy Sparrow in Jan. 1959. Re-signed on Aug. 31, 1959. Waived on Jan. 11, 1960. Also played for Philadelphia (1953-54 - 1958-59).

Regular Season

Season	G	GS	Min	FG	FGA	Pct.	3P	3PA	Pct.	FT	FTA	Pct.	Off	Def	Tot	Ast	PF	Dq	Stl	TO	Blk	Pts	Avg
1958-59	25	-	485	62	173	.358	-	-	-	42	51	.824	-	-	82	55	54	0	-	-	-	166	6.6
1959-60	69	-	1504	250	650	.385	-	-	-	155	202	.767	-	-	192	240	148	1	-	-	-	655	9.5
1960-61	16	-	268	31	93	.333	-	-	-	20	30	.667	-	-	32	39	37	0	-	-	-	82	5.1
Totals	**110**	**-**	**2257**	**343**	**916**	**.374**	**-**	**-**	**-**	**217**	**283**	**.767**	**-**	**-**	**306**	**334**	**239**	**1**	**-**	**-**	**-**	**903**	**8.2**

Playoffs

Season	G	GS	Min	FG	FGA	Pct.	3P	3PA	Pct.	FT	FTA	Pct.	Off	Def	Tot	Ast	PF	Dq	Stl	TO	Blk	Pts	Avg
1958-59	2	0	31	4	12	.333	-	-	-	0	0	—	-	-	4	3	4	0	-	-	-	8	4.0

Gianelli, John • Center • 6-10 • 220 • College: Pacific • Born Jun. 10, 1950 in Stockton, CA

Purchased from Houston on Sep. 19, 1972. Traded, with cash, to Buffalo for Bob McAdoo and Tom McMillen on Dec. 9, 1976. Also played for Buffalo (1976-77), Milwaukee (1977-78 – 1978-79) and Utah (1979-80).

Regular Season

Season	G	GS	Min	FG	FGA	Pct.	3P	3PA	Pct.	FT	FTA	Pct.	Off	Def	Tot	Ast	PF	Dq	Stl	TO	Blk	Pts	Avg
1972-73	52	1	516	79	175	.451	-	-	-	23	33	.697	-	-	150	25	72	0	-	-	-	181	3.5
1973-74	70	41	1423	208	434	.479	-	-	-	92	121	.760	110	233	343	77	159	1	23	-	42	508	7.3
1974-75	80	79	2797	343	726	.472	-	-	-	135	195	.692	214	475	689	163	263	3	38	-	118	821	10.3
1975-76	82	51	2332	325	687	.473	-	-	-	114	160	.713	187	365	552	115	194	1	25	-	62	764	9.3
1976-77	19	15	630	86	182	.473	-	-	-	35	48	.729	60	118	178	26	54	0	14	-	28	207	10.9
Totals	**303**	**187**	**7698**	**1041**	**2204**	**.472**	**-**	**-**	**-**	**399**	**557**	**.716**	**571**	**1191**	**1912**	**406**	**742**	**5**	**100**	**-**	**250**	**2481**	**8.2**

Playoffs

Season	G	GS	Min	FG	FGA	Pct.	3P	3PA	Pct.	FT	FTA	Pct.	Off	Def	Tot	Ast	PF	Dq	Stl	TO	Blk	Pts	Avg
1972-73	7	0	55	11	20	.550	-	-	-	3	7	.429	-	-	13	1	6	0	-	-	-	25	3.6
1973-74	12	12	338	35	86	.407	-	-	-	18	25	.720	39	49	88	23	41	0	4	-	6	88	7.3
1974-75	3	3	93	11	24	.458	-	-	-	3	3	1.000	5	9	14	2	10	0	0	-	4	25	8.3
Totals	**22**	**15**	**486**	**57**	**130**	**.438**	**-**	**-**	**-**	**24**	**35**	**.686**	**44**	**58**	**115**	**26**	**57**	**0**	**4**	**-**	**10**	**138**	**6.3**

Giddens, Justin Ray (J.R.)• Guard • 6-5 • 215 • College: New Mexico • Born Feb. 13, 1985 in Oklahoma City, OK

Traded from Boston, with Eddie House, Bill Walker and future conditional second round choice for Nate Robinson and Marcus Landry on Feb. 18, 2010. Became free agent following 2009-10 season. Also played for Boston (2008-09 – 2009-10)

Regular Season

Season	G	GS	Min	FG	FGA	Pct.	3P	3PA	Pct.	FT	FTA	Pct.	Off	Def	Tot	Ast	PF	Dq	Stl	TO	Blk	Pts	Avg
2009-10	11	0	140	19	39	.487	0	8	.000	7	11	.636	12	19	31	7	19	0	5	10	1	45	4.1

Glenn, Mike (Stinger) • Guard • 6-2 • 189 • College: Southern Illinois • Born Sep. 10, 1955 in Rome, GA

Signed as veteran free agent on Jun. 12, 1978. Became free agent following 1980-81; agreed not to exercise its right of first refusal in exchange for 1982 second-round draft choice. Also played for Buffalo (1977-78), Atlanta (1981-82 – 1984-85) and Milwaukee (1985-86 – 1986-87).

Regular Season

Season	G	GS	Min	FG	FGA	Pct.	3P	3PA	Pct.	FT	FTA	Pct.	Off	Def	Tot	Ast	PF	Dq	Stl	TO	Blk	Pts	Avg
1978-79	75	11	1171	263	486	.541	-	-	-	57	63	.905	28	54	82	136	113	0	37	64	6	583	7.8
1979-80	75	0	800	188	364	.516	2	10	.200	63	73	.863	21	45	66	85	79	0	35	38	7	441	5.9
1980-81	82	6	1506	285	511	.558	4	11	.364	98	110	.891	27	61	88	108	126	0	72	62	5	672	8.2
Totals	**232**	**17**	**3477**	**736**	**1361**	**.541**	**6**	**21**	**.286**	**218**	**246**	**.886**	**76**	**160**	**236**	**329**	**205**	**0**	**144**	**164**	**18**	**1696**	**7.3**

Playoffs

Season	G	GS	Min	FG	FGA	Pct.	3P	3PA	Pct.	FT	FTA	Pct.	Off	Def	Tot	Ast	PF	Dq	Stl	TO	Blk	Pts	Avg
1980-81	2	0	26	4	7	.571	0	1	.000	3	3	1.000	1	3	4	1	0	0	1	2	0	11	5.5

Gola, Thomas (Tom) • Guard/Forward • 6-6 • 205 • College: LaSalle • Born Jan. 13, 1933 in Philadelphia, PA

Traded from San Francisco for Willie Naulls and Ken Sears on Dec. 5, 1962. Retired following 1965-66 season. Also played for Philadelphia (1955-56 – 1961-62) and San Francisco (1962-63). Elected to Naismith Memorial Basketball Hall of Fame in 1975.

Regular Season

Season	G	GS	Min	FG	FGA	Pct.	3P	3PA	Pct.	FT	FTA	Pct.	Off	Def	Tot	Ast	PF	Dq	Stl	TO	Blk	Pts	Avg
1962-63	52	-	1848	252	548	.460	-	-	-	120	153	.784	-	-	369	225	202	5	-	-	-	624	12.0
1963-64	74	-	2156	258	602	.429	-	-	-	154	212	.726	-	-	469	257	278	7	-	-	-	670	9.1
1964-65	77	41	1727	204	455	.448	-	-	-	133	180	.739	-	-	319	220	269	8	-	-	-	541	7.0
1965-66	74	1	1127	122	271	.450	-	-	-	82	105	.781	-	-	289	191	207	3	-	-	-	326	4.4
Totals	**277**	**42**	**6858**	**836**	**1876**	**.446**	**-**	**-**	**-**	**489**	**650**	**.752**	**-**	**-**	**1446**	**893**	**956**	**23**	**-**	**-**	**-**	**2161**	**7.8**

NBA All-Star

Season	Min	FG	FGA	Pct.	3P	3PA	Pct.	FT	FTA	Pct.	Off	Def	Tot	Ast	PF	Dq	Stl	TO	Blk	Pts
1963	18	1	3	.333	-	-	-	0	0	—	-	-	2	1	3	0	-	-	-	2
1964	7	0	0	—	-	-	-	1	2	.500	-	-	0	1	2	0	-	-	-	1
Total	**25**	**1**	**3**	**.333**	**-**	**-**	**-**	**1**	**2**	**.500**	**-**	**-**	**2**	**2**	**5**	**0**	**-**	**-**	**-**	**3**

Gondrezick, Glen (Gondo) • Forward • 6-6 • 218 • College: Nevada-Las Vegas • Born Aug. 30, 1955 in Boulder, CO • Died Apr. 27, 2009

Selected in second round (26th pick overall) of 1977 NBA Draft. Waived on Oct. 10, 1979. Also played for Denver (1979-80 - 1982-83).

Regular Season

Season	G	GS	Min	FG	FGA	Pct.	3P	3PA	Pct.	FT	FTA	Pct.	Off	Def	Tot	Ast	PF	Dq	Stl	TO	Blk	Pts	Avg
1977-78	72	0	1017	131	339	.386	-	-	-	83	121	.686	92	158	250	83	181	0	56	82	18	345	4.8
1978-79	75	40	1602	161	326	.494	-	-	-	55	97	.567	147	277	424	106	226	1	98	95	18	377	5.0
Totals	**147**	**40**	**2619**	**292**	**665**	**.439**	**-**	**-**	**-**	**138**	**218**	**.633**	**239**	**435**	**674**	**189**	**407**	**1**	**154**	**177**	**36**	**722**	**4.9**

Playoffs

Season	G	GS	Min	FG	FGA	Pct.	3P	3PA	Pct.	FT	FTA	Pct.	Off	Def	Tot	Ast	PF	Dq	Stl	TO	Blk	Pts	Avg
1977-78	6	0	70	10	19	.526	-	-	-	5	8	.625	7	10	17	6	12	0	5	6	0	25	4.2

Gottlieb, Leo (Ace) • Guard • 5-11 • 180 • College: none • Born Nov. 28, 1920 in New York, NY • Died Aug. 1, 1972

Member of Original 1946-47 Knicks.

Regular Season

Season	G	GS	Min	FG	FGA	Pct.	3P	3PA	Pct.	FT	FTA	Pct.	Off	Def	Tot	Ast	PF	Dq	Stl	TO	Blk	Pts	Avg
1946-47	57	-	-	149	494	.302	-	-	-	36	55	.655	-	-	-	24	71	-	-	-	-	334	5.9
1947-48	27	-	-	59	228	.259	-	-	-	13	21	.619	-	-	-	12	36	-	-	-	-	131	4.9
Totals	**84**	**-**	**-**	**208**	**722**	**.288**	**-**	**-**	**-**	**49**	**76**	**.645**	**-**	**-**	**-**	**36**	**107**	**-**	**-**	**-**	**-**	**465**	**5.5**

Playoffs

Season	G	GS	Min	FG	FGA	Pct.	3P	3PA	Pct.	FT	FTA	Pct.	Off	Def	Tot	Ast	PF	Dq	Stl	TO	Blk	Pts	Avg
1946-47	4	-	-	10	39	.256	-	-	-	4	6	.667	-	-	-	1	6	0	-	-	-	24	6.0

Grandison, Ronnie • Forward • 6-6 • 220 • College: New Orleans • Born Jul. 9, 1964 in Los Angeles, CA

Signed as free agent on Oct. 6, 1994. Waived on Dec.15, 1994. Signed to first of two consecutive 10-day contracts on Mar. 12, 1996. Re-signed for remainder of season on Mar. 29, 1996. Became free agent following 1995-96 season. Rights renounced on Jul. 14, 1996. Signed as free agent on Oct. 23, 1997. Traded to Philadelphia, with Herb Williams, for Terry Cummings on Feb. 19, 1998. Signed as free agent on Jan. 21, 1999. Waived on Feb. 3, 1999. Also played for Boston (1988-89), Charlotte (1991-92), Miami (1995-96) and Atlanta (1995-96).

Regular Season

Season	G	GS	Min	FG	FGA	Pct.	3P	3PA	Pct.	FT	FTA	Pct.	Off	Def	Tot	Ast	PF	Dq	Stl	TO	Blk	Pts	Avg
1994-95	2	0	8	1	4	.250	0	0	—	0	0	—	3	2	5	2	2	0	0	0	0	2	1.0
1995-96	6	0	57	7	15	.467	0	0	—	4	6	.667	5	8	13	2	4	0	4	1	1	18	3.0
1997-98	Did Not Play - Injured																						
Totals	**8**	**0**	**65**	**8**	**19**	**.421**	**0**	**0**	**—**	**4**	**6**	**.667**	**8**	**10**	**18**	**4**	**6**	**0**	**4**	**1**	**1**	**20**	**2.5**

Playoffs

Season	G	GS	Min	FG	FGA	Pct.	3P	3PA	Pct.	FT	FTA	Pct.	Off	Def	Tot	Ast	PF	Dq	Stl	TO	Blk	Pts	Avg
1995-96	2	0	3	0	1	.000	0	1	.000	0	0	—	0	0	0	0	1	0	0	0	0	0	0.0

Granger, Stewart • Guard • 6-3 • 190 • College: Villanova • Born Oct. 27, 1961 in Montreal, Canada

Signed as free agent on Sep. 23, 1986. Waived on Dec. 23, 1986. Signed to first of two consecutive 10-day contracts on Jan. 3, 1987. Contract expired on Jan. 22, 1987. Also played for Cleveland (1983-84) and Atlanta (1984-85).

Regular Season

Season	G	GS	Min	FG	FGA	Pct.	3P	3PA	Pct.	FT	FTA	Pct.	Off	Def	Tot	Ast	PF	Dq	Stl	TO	Blk	Pts	Avg
1986-87	15	0	166	20	54	.370	0	3	.000	9	11	.818	6	11	17	27	17	0	7	22	1	49	3.3

Grant, Gary (The General) • Guard • 6-3 • 185 • College: Michigan • Born Apr. 21, 1965 in Canton, OH

Signed as free agent on Nov. 8, 1995. Became free agent following 1995-96 season. Rights renounced on Jul. 14, 1996. Also played for L.A. Clippers (1988-89 – 1994-95), Miami (1996-97) and Portland (1997-98 – 2000-01).

Regular Season

Season	G	GS	Min	FG	FGA	Pct.	3P	3PA	Pct.	FT	FTA	Pct.	Off	Def	Tot	Ast	PF	Dq	Stl	TO	Blk	Pts	Avg
1995-96	47	1	596	88	181	.486	8	24	.333	48	58	.828	12	40	52	69	91	0	39	45	3	232	4.9

Playoffs

Season	G	GS	Min	FG	FGA	Pct.	3P	3PA	Pct.	FT	FTA	Pct.	Off	Def	Tot	Ast	PF	Dq	Stl	TO	Blk	Pts	Avg
1995-96	1	0	8	2	5	.400	2	3	.667	0	0	—	2	1	3	0	0	0	1	1	0	6	6.0

Grant, Greg (Bug) • Guard • 5-7 • 140 • College: Trenton State • Born Aug. 29, 1966 in Trenton, NJ

Signed as unrestricted free agent on Oct. 1, 1990. Became free agent following 1990-91 season. Also played for Phoenix (1989-90), Charlotte (1991-92), Philadelphia (1991-92 – 1992-93, 1995-96), Denver (1994-95, 1995-96) and Washington (1995-96).

Regular Season

Season	G	GS	Min	FG	FGA	Pct.	3P	3PA	Pct.	FT	FTA	Pct.	Off	Def	Tot	Ast	PF	Dq	Stl	TO	Blk	Pts	Avg
1990-91	22	0	107	10	27	.370	1	3	.333	5	6	.833	1	9	10	20	12	0	9	10	0	26	1.2

Gray, Stuart • Center • 7-0 • 245 • College: UCLA • Born May 27, 1963 in Panama Canal Zone

Traded from Charlotte for 1991 second-round draft choice on Feb. 22, 1990. Waived on Jan. 23, 1991. Also played for Indiana (1984-85 – 1988-89) and Charlotte (1989-90).

Regular Season

Season	G	GS	Min	FG	FGA	Pct.	3P	3PA	Pct.	FT	FTA	Pct.	Off	Def	Tot	Ast	PF	Dq	Stl	TO	Blk	Pts	Avg
1989-90	19	0	94	4	17	.235	0	3	.000	7	8	.875	2	12	14	2	26	0	3	5	2	15	0.8
1990-91	8	0	37	4	12	.333	0	0	—	3	3	1.000	2	8	10	0	6	0	0	2	1	11	1.4
Totals	**27**	**0**	**131**	**8**	**29**	**.276**	**0**	**3**	**.000**	**10**	**11**	**.909**	**4**	**20**	**24**	**2**	**32**	**0**	**3**	**7**	**3**	**26**	**1.0**

Playoffs

Season	G	GS	Min	FG	FGA	Pct.	3P	3PA	Pct.	FT	FTA	Pct.	Off	Def	Tot	Ast	PF	Dq	Stl	TO	Blk	Pts	Avg
1989-90	4	0	12	2	5	.400	0	0	—	0	0	—	3	5	8	0	3	0	1	3	0	4	1.0

Green, John (Johnny/Jumpin') • Forward • 6-6 • 210 • College: Michigan State • Born Dec. 8, 1933 in Dayton, OH

Selected in first round (sixth pick overall) of 1959 NBA Draft. Re-signed on Jul. 9, 1962. Traded to Baltimore, with Johnny Egan, Jim Barnes and cash, for Walt Bellamy on Nov. 1, 1965. Also played for Baltimore (1965-66 -1966-67), San Diego (1967-68), Philadelphia (1967-68 - 1968-69), Cincinnati (1969-70 - 1971-72) and Kansas City-Omaha (1972-73).

Regular Season

Season	G	GS	Min	FG	FGA	Pct.	3P	3PA	Pct.	FT	FTA	Pct.	Off	Def	Tot	Ast	PF	Dq	Stl	TO	Blk	Pts	Avg
1959-60	69	-	1225	209	468	.447	-	-	-	63	155	.406	-	-	545	48	194	3	-	-	-	481	7.0
1960-61	78	-	1784	326	758	.430	-	-	-	145	278	.522	-	-	838	97	194	3	-	-	-	797	10.2
1961-62	80	-	2789	507	1164	.436	-	-	-	261	434	.601	-	-	1066	191	265	4	-	-	-	1275	15.9
1962-63	80	-	2553	582	1261	.462	-	-	-	280	439	.638	-	-	964	152	243	5	-	-	-	1444	18.1
1963-64	80	-	2134	482	1026	.470	-	-	-	195	392	.497	-	-	799	157	246	4	-	-	-	1159	14.5
1964-65	78	33	1720	346	737	.469	-	-	-	165	301	.548	-	-	545	129	194	3	-	-	-	857	11.0
1965-66	7	7	208	43	79	.544	-	-	-	15	31	.484	-	-	74	11	21	0	-	-	-	101	14.4
Totals	**472**	**40**	**12413**	**2495**	**5493**	**.454**	**-**	**-**	**-**	**1124**	**2030**	**.554**	**-**	**-**	**4831**	**785**	**1357**	**22**	**-**	**-**	**-**	**6114**	**13.0**

NBA All-Star

Season	Min	FG	FGA	Pct.	3P	3PA	Pct.	FT	FTA	Pct.	Off	Def	Tot	Ast	PF	Dq	Stl	TO	Blk	Pts
1962	21	2	4	.500	-	-	-	3	3	1.000	-	-	2	0	1	0	-	-	-	7
1963	27	6	8	.750	-	-	-	1	1	1.000	-	-	5	0	1	0	-	-	-	13
1965	17	3	4	.750	-	-	-	2	3	.667	-	-	0	0	6	1	-	-	-	8
Totals	**65**	**11**	**16**	**.688**	**-**	**-**	**-**	**6**	**7**	**.857**	**-**	**-**	**7**	**0**	**8**	**1**	**-**	**-**	**-**	**28**

Green, Kenneth (Ken/Apple) • Forward • 6-8 • 220 • College: Pan American • Born Sep. 19, 1959 in Newman, GA

Signed to 10-day contract on Mar. 25, 1986. Contract expired on Apr. 3, 1986. Signed for remainder of season on Apr. 4, 1986. Became free agent following 1985-86 season.

Regular Season

Season	G	GS	Min	FG	FGA	Pct.	3P	3PA	Pct.	FT	FTA	Pct.	Off	Def	Tot	Ast	PF	Dq	Stl	TO	Blk	Pts	Avg
1985-86	7	0	72	13	27	.481	0	0	—	5	9	.556	12	15	27	2	8	0	4	1	0	31	4.4

Green, Sidney • Forward • 6-9 • 250 • College: Nevada-Las Vegas • Born Jan. 4, 1961 in Brooklyn, NY

Traded from Detroit for Ron Moore and 1988 second-round draft choice on Oct. 29, 1987. Selected by Orlando in 1989 NBA Expansion Draft. Also played for Chicago (1983-84 – 1985-86), Detroit (1986-87), Orlando (1989-90), San Antonio (1990-91 – 1992-93) and Charlotte (1992-93).

Regular Season

Season	G	GS	Min	FG	FGA	Pct.	3P	3PA	Pct.	FT	FTA	Pct.	Off	Def	Tot	Ast	PF	Dq	Stl	TO	Blk	Pts	Avg
1987-88	82	65	2049	258	585	.441	0	2	.000	126	190	.663	221	421	642	93	218	9	65	148	32	642	7.8
1988-89	82	0	1277	194	422	.460	0	3	.000	129	170	.759	157	237	394	76	172	0	47	125	18	517	6.3
Totals	**164**	**65**	**3326**	**452**	**1007**	**.449**	**0**	**5**	**.000**	**255**	**360**	**.708**	**378**	**658**	**1036**	**169**	**390**	**9**	**112**	**273**	**50**	**1159**	**7.1**

Playoffs

Season	G	GS	Min	FG	FGA	Pct.	3P	3PA	Pct.	FT	FTA	Pct.	Off	Def	Tot	Ast	PF	Dq	Stl	TO	Blk	Pts	Avg
1987-88	4	4	93	8	17	.471	0	0	—	0	0	—	8	25	33	7	14	0	0	9	1	16	4.0
1988-89	9	0	128	13	30	.433	0	0	—	10	14	.714	14	22	36	5	23	0	2	7	1	36	4.0
Totals	**13**	**4**	**221**	**21**	**47**	**.447**	**0**	**0**	**—**	**10**	**14**	**.714**	**22**	**47**	**69**	**12**	**37**	**0**	**2**	**16**	**2**	**52**	**4.0**

Grigsby, Charles (Chuck) • Forward • 6-5 • 190 • College: Dayton • Born Aug. 15, 1928 in Dayton, OH • Died Jul, 15, 2003

Traded from Baltimore, with Ray Felix, for Connie Simmons and Al McGuire on Sep. 17, 1954. Waived on Nov. 30, 1954.

Regular Season

Season	G	GS	Min	FG	FGA	Pct.	3P	3PA	Pct.	FT	FTA	Pct.	Off	Def	Tot	Ast	PF	Dq	Stl	TO	Blk	Pts	Avg
1954-55	7	-	45	7	19	.368	-	-	-	2	8	.250	-	-	11	7	9	0	-	-	-	16	2.3

Grunfeld, Ernest (Ernie) • Forward • 6-6 • 215 • College: Tennessee • Born Apr. 24, 1955 in Satu-Mare, Romania

Signed as veteran free agent on Sep. 10, 1982. Retired following 1985-86 season. Also played for Milwaukee (1977-78 – 1978-79) and Kansas City (1979-80 - 1981-82).

Regular Season

Season	G	GS	Min	FG	FGA	Pct.	3P	3PA	Pct.	FT	FTA	Pct.	Off	Def	Tot	Ast	PF	Dq	Stl	TO	Blk	Pts	Avg
1982-83	77	0	1422	167	377	.443	0	4	.000	81	98	.827	42	121	163	136	172	1	40	84	10	415	5.4
1983-84	76	6	1119	166	362	.459	2	9	.222	64	83	.771	24	97	121	108	151	0	43	71	7	398	5.2
1984-85	69	0	1061	188	384	.490	2	8	.250	77	104	.740	41	110	151	105	129	2	50	40	7	455	6.6
1985-86	76	0	1402	148	355	.417	26	61	.426	90	108	.833	42	164	206	119	192	2	39	50	13	412	5.4
Totals	**298**	**6**	**5004**	**669**	**1478**	**.453**	**30**	**82**	**.366**	**312**	**393**	**.794**	**149**	**492**	**641**	**468**	**644**	**5**	**172**	**245**	**37**	**1680**	**5.6**

Playoffs

Season	G	GS	Min	FG	FGA	Pct.	3P	3PA	Pct.	FT	FTA	Pct.	Off	Def	Tot	Ast	PF	Dq	Stl	TO	Blk	Pts	Avg
1982-83	6	0	118	15	34	.441	0	0	—	18	19	.947	2	6	8	10	17	0	7	9	2	48	8.0
1983-84	11	0	84	11	23	.478	0	0	—	4	4	1.000	1	8	9	6	12	0	2	4	0	26	2.4
Totals	**17**	**0**	**202**	**26**	**57**	**.456**	**0**	**0**	**—**	**22**	**23**	**.957**	**3**	**14**	**17**	**16**	**29**	**0**	**9**	**13**	**2**	**74**	**4.4**

Guerin, Richard (Richie/The Leatherneck) • Guard • 6-4 • 210 • College: Iona • Born May 29, 1932 in The Bronx, NY

Selected in second round (17th overall) of 1954 NBA Draft. Re-signed on Aug. 24, 1959, Jun. 5, 1961 & Jun. 25, 1962. Traded to St. Louis for cash and 1964 second-round draft choice on Oct. 18, 1963. Also played for St. Louis (1963-64 - 1966-67) and Atlanta (1968-69 - 1969-70).

Regular Season

Season	G	GS	Min	FG	FGA	Pct.	3P	3PA	Pct.	FT	FTA	Pct.	Off	Def	Tot	Ast	PF	Dq	Stl	TO	Blk	Pts	Avg
1956-57	72	-	1793	257	699	.368	-	-	-	181	292	.620	-	-	334	182	186	3	-	-	-	695	9.7
1957-58	63	-	2368	344	973	.354	-	-	-	353	511	.691	-	-	489	317	202	3	-	-	-	1041	16.5
1958-59	71	-	2558	443	1046	.424	-	-	-	405	505	.802	-	-	518	364	255	1	-	-	-	1291	18.2
1959-60	74	-	2549	579	1379	.420	-	-	-	457	591	.773	-	-	505	463	255	4	-	-	-	1615	21.8
1960-61	79	-	3023	612	1545	.396	-	-	-	496	626	.792	-	-	628	503	310	3	-	-	-	1720	21.8
1961-62	78	-	3348	839	1897	.442	-	-	-	625	762	.820	-	-	501	539	299	3	-	-	-	2303	29.5
1962-63	79	-	2712	596	1380	.432	-	-	-	509	600	.848	-	-	331	348	228	2	-	-	-	1701	21.5
1963-64	2	-	26	11	16	.688	-	-	-	4	5	.800	-	-	3	4	5	0	-	-	-	26	13.0
Totals	**518**	**-**	**18377**	**3681**	**8935**	**.412**	**-**	**-**	**-**	**3030**	**3892**	**.779**	**-**	**-**	**3309**	**2720**	**1740**	**19**	**-**	**-**	**-**	**10392**	**20.1**

Playoffs

Season	G	GS	Min	FG	FGA	Pct.	3P	3PA	Pct.	FT	FTA	Pct.	Off	Def	Tot	Ast	PF	Dq	Stl	TO	Blk	Pts	Avg
1958-59	2	1	77	9	35	.257	-	-	-	12	14	.857	-	-	18	15	11	1	-	-	-	30	15.0

NBA All-Star

Season	Min	FG	FGA	Pct.	3P	3PA	Pct.	FT	FTA	Pct.	Off	Def	Tot	Ast	PF	Dq	Stl	TO	Blk	Pts
1958	22	2	10	.200	-	-	-	3	4	.750	-	-	8	7	3	0	-	-	-	7
1959	22	1	7	.143	-	-	-	3	5	.600	-	-	3	3	1	0	-	-	-	5
1960	22	5	11	.455	-	-	-	2	2	1.000	-	-	4	4	4	0	-	-	-	12
1961	15	3	8	.375	-	-	-	5	6	.833	-	-	0	2	2	0	-	-	-	11
1962	27	10	17	.588	-	-	-	3	6	.500	-	-	3	1	6	1	-	-	-	23
1963	14	2	3	.667	-	-	-	1	3	.333	-	-	1	1	2	0	-	-	-	5
Totals	**122**	**23**	**56**	**.411**	**-**	**-**	**-**	**17**	**26**	**.654**	**-**	**-**	**19**	**18**	**18**	**1**	**-**	**-**	**-**	**63**

Hardaway, Anfernee (Penny) • Guard/Forward • 6-7 • 215 • College: Memphis • Born Jul. 18, 1971 in Memphis, TN

Traded from Phoenix, with Stephon Marbury and Cezary Trybanski, for Howard Eisley, Charlie Ward, Antonio McDyess, Maciej Lampe, draft rights to Milos Vujanic, 2004 first-round draft choice and future first-round draft choice on Jan. 5, 2004. Traded, with Trevor Ariza, to Orlando for Steve Francis on Feb. 22, 2006. Also played for Orlando (1993-94 – 1998-99), Phoenix (1999-2000 – 2003-04) and Miami (2007-08).

Regular Season

Season	G	GS	Min	FG	FGA	Pct.	3P	3PA	Pct.	FT	FTA	Pct.	Off	Def	Tot	Ast	PF	Dq	Stl	TO	Blk	Pts	Avg
2003-04	42	4	1219	159	408	.390	16	44	.364	69	89	.775	42	147	189	79	81	0	42	65	12	403	9.6
2004-05	37	0	894	110	260	.423	15	50	.300	34	46	.739	19	70	89	74	79	0	28	50	3	269	7.3
2005-06	4	0	72	4	14	.286	0	1	.000	2	2	1.000	0	10	10	8	7	0	2	6	0	10	2.5
Totals	**83**	**4**	**2185**	**273**	**682**	**.400**	**31**	**95**	**.326**	**105**	**137**	**.766**	**61**	**227**	**288**	**161**	**167**	**0**	**72**	**121**	**15**	**682**	**8.2**

Playoffs

Season	G	GS	Min	FG	FGA	Pct.	3P	3PA	Pct.	FT	FTA	Pct.	Off	Def	Tot	Ast	PF	Dq	Stl	TO	Blk	Pts	Avg
2003-04	4	3	168	23	63	.365	5	14	.357	15	18	.833	4	14	18	23	8	0	6	10	1	66	16.5

Harkness, Jerald (Jerry) • Guard • 6-2 • 180 • College: Loyola (IL) • Born May 7, 1940 in The Bronx, NY

Selected in second round (ninth pick overall) of 1963 NBA Draft. Signed on Jun. 14, 1963. Also played for Indiana of ABA (1967-68 – 1968-69).

Regular Season

Season	G	GS	Min	FG	FGA	Pct.	3P	3PA	Pct.	FT	FTA	Pct.	Off	Def	Tot	Ast	PF	Dq	Stl	TO	Blk	Pts	Avg
1963-64	5	-	59	13	30	.433	-	-	-	3	8	.375	-	-	6	6	4	0	-	-	-	29	5.8

Harper, Derek (Harp) • Guard • 6-4 • 206 • College: Illinois • Born Oct. 13, 1961 in Elberton, GA

Traded from Dallas for Tony Campbell and 1997 first-round draft choice on Jan. 6, 1994. Became free agent following 1995-96 season. Rights renounced on Jul. 14, 1996. Also played for Dallas (1983-84 – 1993-94, 1996-97), Orlando (1997-98) and L.A. Lakers (1998-99).

Regular Season

Season	G	GS	Min	FG	FGA	Pct.	3P	3PA	Pct.	FT	FTA	Pct.	Off	Def	Tot	Ast	PF	Dq	Stl	TO	Blk	Pts	Avg
1993-94	54	27	1311	173	402	.430	36	98	.367	84	113	.743	10	76	86	236	117	0	80	81	4	466	8.6
1994-95	80	80	2716	337	756	.446	106	292	.363	139	192	.724	31	163	194	458	219	0	79	151	10	919	11.5
1995-96	82	82	2893	436	939	.464	121	325	.372	156	206	.757	32	170	202	352	201	0	131	178	5	1149	14.0
Totals	**216**	**189**	**6920**	**946**	**2097**	**.451**	**263**	**715**	**.368**	**379**	**511**	**.742**	**73**	**409**	**482**	**1046**	**537**	**0**	**290**	**410**	**19**	**2534**	**11.7**

Playoffs

Season	G	GS	Min	FG	FGA	Pct.	3P	3PA	Pct.	FT	FTA	Pct.	Off	Def	Tot	Ast	PF	Dq	Stl	TO	Blk	Pts	Avg
1993-94	23	22	750	99	231	.429	29	85	.341	36	56	.643	13	41	54	103	63	1	42	41	1	263	11.4
1994-95	11	11	388	56	109	.514	27	47	.574	18	24	.750	5	33	38	62	29	0	11	26	1	157	14.3
1995-96	8	8	293	29	82	.354	11	35	.314	11	15	.733	0	17	17	38	24	0	10	14	1	80	10.0
Totals	**42**	**41**	**1431**	**184**	**422**	**.436**	**67**	**167**	**.401**	**65**	**95**	**.684**	**18**	**91**	**109**	**203**	**116**	**1**	**63**	**81**	**3**	**500**	**11.9**

Harrellson, Josh • Center • 6-10 • 275 • College: Kentucky • Born Feb. 12, 1989 in St. Charles, MO

Draft rights traded by New Orleans for cash considerations on Jun. 23, 2011. Traded to Houston, with Toney Douglas, Jerome Jordan and two future second-round draft choices on Jul. 2012.

Regular Season

Season	G	GS	Min	FG	FGA	Pct.	3P	3PA	Pct.	FT	FTA	Pct.	Off	Def	Tot	Ast	PF	Dq	Stl	TO	Blk	Pts	Avg
2011-12	37	4	540	63	149	.423	20	59	.339	16	26	.615	47	97	144	11	48	0	23	20	20	162	4.4

Playoffs

Season	G	GS	Min	FG	FGA	Pct.	3P	3PA	Pct.	FT	FTA	Pct.	Off	Def	Tot	Ast	PF	Dq	Stl	TO	Blk	Pts	Avg
2011-12	4	0	25	4	9	.444	0	1	.000	2	2	1.000	3	5	8	0	6	0	0	2	0	10	2.5

Harrington, Albert (Al) • Forward • 6-9 • 250 • College: none • Born Feb. 17, 1980 in Orange, NJ

Traded from Golden State for Jamal Crawford on Nov. 21, 2008. Became free agent following 2009-10 season. Also played for Indiana (1998-99 – 2003-04, 2006-07), Atlanta (2004-2005 – 2005-06), Golden State (2006-07 – 2008-09) and Denver (2010-11 – 2011-12).

Regular Season

Season	G	GS	Min	FG	FGA	Pct.	3P	3PA	Pct.	FT	FTA	Pct.	Off	Def	Tot	Ast	PF	Dq	Stl	TO	Blk	Pts	Avg
2008-09	68	51	2380	509	1142	.446	160	442	.362	229	285	.804	89	338	427	92	213	0	81	154	22	1407	20.7
2009-10	72	15	2195	448	1030	.435	140	409	.342	240	317	.757	88	317	405	110	209	1	62	132	26	1276	17.7
Totals	**140**	**66**	**4575**	**957**	**2172**	**.441**	**300**	**851**	**.353**	**469**	**602**	**.779**	**177**	**655**	**832**	**202**	**422**	**1**	**143**	**286**	**48**	**2683**	**19.2**

Harrington, Othella (O) • Forward • 6-9 • 235 • College: Georgetown • Born Jan. 31, 1974 in Jackson, MS

Traded from Vancouver for Erick Strickland, 2001 first-round draft choice and 2001 second-round draft choice on Jan. 30, 2001. Traded to Chicago, with Dikembe Mutombo, Cezary Trybanski and Frank Williams, for Jamal Crawford and Jerome Williams on Aug. 5, 2004. Also played for Houston (1996-97 – 1998-99), Vancouver (1999-2000 – 2000-01), Chicago (2004-05 – 2005-06) and Charlotte (2006-07 – 2007-08).

Regular Season

Season	G	GS	Min	FG	FGA	Pct.	3P	3PA	Pct.	FT	FTA	Pct.	Off	Def	Tot	Ast	PF	Dq	Stl	TO	Blk	Pts	Avg
2000-01	30	5	548	67	121	.554	0	0	-	51	70	.729	37	62	99	20	101	1	15	41	19	185	6.2
2001-02	77	4	1563	237	450	.527	0	2	.000	122	172	.709	125	224	349	37	250	5	30	95	36	596	7.7
2002-03	74	64	1850	225	443	.508	0	0	-	123	150	.820	165	311	476	62	231	2	12	90	23	573	7.7
2003-04	56	3	872	100	202	.495	0	0	---	58	78	.744	58	119	177	29	134	3	12	65	14	258	4.6
Totals	**237**	**76**	**4833**	**629**	**1216**	**.517**	**0**	**2**	**.000**	**354**	**470**	**.753**	**385**	**716**	**1101**	**148**	**716**	**11**	**69**	**291**	**92**	**1612**	**6.8**

Playoffs

Season	G	GS	Min	FG	FGA	Pct.	3P	3PA	Pct.	FT	FTA	Pct.	Off	Def	Tot	Ast	PF	Dq	Stl	TO	Blk	Pts	Avg
2000-01	5	1	77	7	14	.500	0	0	---	4	5	.800	7	8	15	2	16	1	4	3	2	18	3.6
2003-04	Not On Playoff Roster																						
Totals	**5**	**1**	**77**	**7**	**14**	**.500**	**0**	**0**	**---**	**4**	**5**	**.800**	**7**	**8**	**15**	**2**	**16**	**1**	**4**	**3**	**2**	**18**	**3.6**

Hastings, Scott • Forward/Center • 6-11 • 245 • College: Arkansas • Born Jun. 3, 1960 in Independence, KS

Selected in second round (29th pick overall) of 1982 NBA Draft. Traded to Atlanta, with cash, for Rory Sparrow on Feb. 12, 1983. Also played for Atlanta (1982-83 – 1987-88), Miami (1988-89), Detroit (1989-90 – 1990-91) and Denver (1991-92 – 1992-93).

Regular Season

Season	G	GS	Min	FG	FGA	Pct.	3P	3PA	Pct.	FT	FTA	Pct.	Off	Def	Tot	Ast	PF	Dq	Stl	TO	Blk	Pts	Avg
1982-83	21	0	98	8	22	.364	0	1	.000	7	14	.500	10	21	31	1	31	0	5	6	0	23	1.1

Haywood, Spencer • Forward/Center • 6-9 • 225 • College: Detroit • Born Apr. 22, 1949 in Silver City, MS

Traded from Seattle for cash and option of Eugene Short or future draft choice on Oct. 24, 1975. Traded to New Orleans for Joe C. Meriweather on Jan. 5, 1979. Also played for Denver of ABA (1969-70), Seattle (1970-71 – 1974-75), New Orleans (1978-79), L.A. Lakers (1979-80) and Washington (1981-82 – 1982-83).

Regular Season

Season	G	GS	Min	FG	FGA	Pct.	3P	3PA	Pct.	FT	FTA	Pct.	Off	Def	Tot	Ast	PF	Dq	Stl	TO	Blk	Pts	Avg
1975-76	78	78	2892	605	1360	.445	-	-	-	339	448	.757	234	644	878	92	255	1	53	-	80	1549	19.9
1976-77	31	26	1021	202	449	.450	-	-	-	109	131	.832	77	203	280	50	72	0	14	-	29	513	16.5
1977-78	67	57	1765	412	852	.484	-	-	-	96	135	.711	141	301	442	126	188	1	37	140	72	920	13.7
1978-79	34	18	1023	249	509	.489	-	-	-	107	146	.733	66	140	206	56	108	2	10	87	29	605	17.8
Totals	**210**	**179**	**6701**	**1468**	**3170**	**.463**	**-**	**-**	**-**	**651**	**860**	**.757**	**518**	**1288**	**1806**	**324**	**623**	**4**	**114**	**227**	**210**	**3587**	**17.1**

Playoffs

Season	G	GS	Min	FG	FGA	Pct.	3P	3PA	Pct.	FT	FTA	Pct.	Off	Def	Tot	Ast	PF	Dq	Stl	TO	Blk	Pts	Avg
1977-78	6	2	177	43	85	.506	-	-	-	11	11	1.000	19	23	42	12	24	1	2	10	5	97	16.2

Heddrick, Herman • Forward • 6-5 • 170 • College: Canisius • Born Jan. 1, 1930 in Erie, PA

Awarded in dispersal of Baltimore franchise on Nov. 26, 1954. Signed on Dec. 20, 1954. Waived in Jan. 1955.

Regular Season

Season	G	GS	Min	FG	FGA	Pct.	3P	3PA	Pct.	FT	FTA	Pct.	Off	Def	Tot	Ast	PF	Dq	Stl	TO	Blk	Pts	Avg
1954-55	5	0	23	2	9	.222	-	-	-	0	1	.000	-	-	4	2	3	0	-	-	0	4	0.8

Henderson, Gerald • Guard • 6-2 • 180 • College: Virginia Commonwealth • Born Jan. 16, 1956 in Richmond, VA

Traded from Seattle for 1990 second-round draft choice and right to exchange 1987 first-round draft choices on Nov. 12, 1986. Waived on Nov. 14, 1987. Also played for Boston (1979-80 – 1983-84), Seattle (1984-85 – 1986-87), Philadelphia (1987-88 – 1988-89), Detroit (1989-90 – 1990-91, 1991-92) and Houston (1991-92).

Regular Season

Season	G	GS	Min	FG	FGA	Pct.	3P	3PA	Pct.	FT	FTA	Pct.	Off	Def	Tot	Ast	PF	Dq	Stl	TO	Blk	Pts	Avg
1986-87	68	53	1890	273	624	.438	19	74	.257	173	212	.816	44	122	166	439	191	1	95	157	11	738	10.9
1987-88	6	2	69	5	14	.357	2	4	.500	2	2	1.000	1	9	10	13	14	0	2	8	0	14	2.3
Totals	**74**	**55**	**1959**	**278**	**638**	**.436**	**21**	**78**	**.269**	**175**	**214**	**.818**	**45**	**131**	**176**	**452**	**205**	**1**	**97**	**165**	**11**	**752**	**10.2**

Hertzberg, Sidney (Sonny) • Guard • 5-10 • 185 • College: CCNY • Born Jul. 29, 1922 in Brooklyn, NY • Died Jul. 24, 2005

Member of Original 1946-47 Knicks. Re-signed on Oct. 12, 1947. Waived on Nov. 24, 1947. Also played for Washington (1947-48 - 1948-49) and Boston (1949-50 - 1950-51).

Regular Season

Season	G	GS	Min	FG	FGA	Pct.	3P	3PA	Pct.	FT	FTA	Pct.	Off	Def	Tot	Ast	PF	Dq	Stl	TO	Blk	Pts	Avg
1946-47	59	-	-	201	695	.289	-	-	-	113	149	.758	-	-	-	37	109	-	-	-	-	515	8.7
1947-48	4	-	-	1	14	.071	-	-	-	3	4	.750	-	-	-	1	-	-	-	-	-	5	1.3
Totals	**63**	**-**	**-**	**202**	**709**	**.285**	**-**	**-**	**-**	**116**	**153**	**.758**	**-**	**-**	**-**	**38**	**109**	**-**	**-**	**-**	**-**	**520**	**8.3**

Playoffs

Season	G	GS	Min	FG	FGA	Pct.	3P	3PA	Pct.	FT	FTA	Pct.	Off	Def	Tot	Ast	PF	Dq	Stl	TO	Blk	Pts	Avg
1946-47	5	-	-	15	69	.217	-	-	-	6	8	.750	-	-	-	5	14	0	-	-	-	36	7.2

Heyman, Arthur (Art) • Guard/Forward • 6-5 • 205 • College: Duke • Born Jun. 24, 1941 in Rockaway Beach, NY • Died Aug. 29, 2012

Selected in first round (first pick overall) of 1963 NBA Draft. Waived on Oct. 14, 1965. Also played for Cincinnati (1965-66) and Philadelphia (1965-66) and New Jersey (1967-68), Pittsburgh (1967-68, 1969-70), Minnesota (1968-69) and Miami (1969-70) of ABA.

Regular Season

Season	G	GS	Min	FG	FGA	Pct.	3P	3PA	Pct.	FT	FTA	Pct.	Off	Def	Tot	Ast	PF	Dq	Stl	TO	Blk	Pts	Avg
1963-64	75	-	2236	432	1003	.431	-	-	-	289	422	.685	-	-	298	256	229	2	-	-	-	1153	15.4
1964-65	55	1	663	114	267	.427	-	-	-	88	132	.667	-	-	99	79	96	0	-	-	-	316	5.7
Totals	**130**	**1**	**2899**	**546**	**1270**	**.430**	**-**	**-**	**-**	**377**	**554**	**.681**	**-**	**-**	**397**	**335**	**325**	**2**	**-**	**-**	**-**	**1469**	**11.3**

Hill, Jordan • Forward • 6-10 • 235 • College: Arizona • Born Jul. 27, 1987 in Newberry, SC

Selected in first round (eighth pick overall) of 2009 NBA Draft. Signed to a contract on Jul. 11, 2009. Traded to Houston as part of a three-team deal on Feb. 18, 2010. Houston sent Tracy McGrady to New York, and Carl Landry and Joey Dorsey to Sacramento. New York sent Larry Hughes to Sacramento and Jordan Hill, Jared Jeffries, and a protected 2012 first-round draft choice to Houston. Houston also received the right to exchange 2011 first-round draft choices with New York. Sacramento sent Sergio Rodriguez to New York, and Kevin Martin and Hilton Armstrong to Houston. Also played for Houston (2009-10 – 2011-12) and L.A. Lakers (2011-12).

Regular Season

Season	G	GS	Min	FG	FGA	Pct.	3P	3PA	Pct.	FT	FTA	Pct.	Off	Def	Tot	Ast	PF	Dq	Stl	TO	Blk	Pts	Avg
2009-10	24	0	252	41	92	.446	0	2	.000	15	21	.714	32	29	61	7	37	0	10	12	9	97	4.0

Hoffman, Paul (Bear/The Body) • Guard • 6-2 • 205 • College: Purdue • Born May 5, 1925 in Jasper, IN • Died Nov. 12, 1998

Awarded in dispersal of Baltimore franchise on Nov. 26, 1954. Also played for Baltimore (1947-48 – 1954-55) and Philadelphia (1954-55).

Regular Season

Season	G	GS	Min	FG	FGA	Pct.	3P	3PA	Pct.	FT	FTA	Pct.	Off	Def	Tot	Ast	PF	Dq	Stl	TO	Blk	Pts	Avg
1954-55	18	-	268	21	78	.269	-	-	-	17	31	.548	-	-	40	25	41	0	-	-	-	59	3.3

Hogue, Paul (Duke) • Center • 6-9 • 240 • College: Cincinnati • Born Apr. 28, 1940 in Knoxville, TN • Died Aug. 17, 2009

Selected in first round (second pick overall) of 1962 NBA Draft. Signed on May 14, 1962. Traded to Baltimore, with Gene Shue, for Bill McGill on Oct. 29, 1963. Also played for Baltimore (1963-64).

Regular Season

Season	G	GS	Min	FG	FGA	Pct.	3P	3PA	Pct.	FT	FTA	Pct.	Off	Def	Tot	Ast	PF	Dq	Stl	TO	Blk	Pts	Avg
1962-63	50	-	1340	152	419	.363	-	-	-	79	174	.454	-	-	430	42	220	12	-	-	-	383	7.7
1963-64	6	-	89	9	16	.563	-	-	-	1	5	.200	-	-	18	5	20	0	-	-	-	19	3.2
Totals	**56**	**-**	**1429**	**161**	**435**	**.370**	**-**	**-**	**-**	**80**	**179**	**.447**	**-**	**-**	**448**	**47**	**240**	**12**	**-**	**-**	**-**	**402**	**7.2**

Holub, Richard (Dick) • Forward • 6-6 • 205 • College: Long Island University • Born Oct. 29, 1921 in Racine, WI • Died Jul. 27, 2009

Selected in first round (fifth overall) of 1947 BAA Draft.

Regular Season

Season	G	GS	Min	FG	FGA	Pct.	3P	3PA	Pct.	FT	FTA	Pct.	Off	Def	Tot	Ast	PF	Dq	Stl	TO	Blk	Pts	Avg
1947-48	48	-	-	195	662	.295	-	-	-	114	180	.633	-	-	-	37	159	-	-	-	-	504	10.5

Playoffs

Season	G	GS	Min	FG	FGA	Pct.	3P	3PA	Pct.	FT	FTA	Pct.	Off	Def	Tot	Ast	PF	Dq	Stl	TO	Blk	Pts	Avg
1947-48	3	-	-	9	36	.250	-	-	-	8	14	.571	-	-	-	0	12	0	-	-	-	26	8.7

Hoover, Thomas (Tom/Smooth Hoov) • Center • 6-10 • 240 • College: Villanova • Born Jan. 23, 1941 in Washington D.C.

Purchased from Philadelphia on Oct. 16, 1963. Became free agent following 1964-65 season. Also played for St. Louis (1966-67) and Denver (1967-68), Houston (1968-69), Minnesota (1968-69) and New York (1968-69) of ABA.

Regular Season

Season	G	GS	Min	FG	FGA	Pct.	3P	3PA	Pct.	FT	FTA	Pct.	Off	Def	Tot	Ast	PF	Dq	Stl	TO	Blk	Pts	Avg
1963-64	59	-	988	102	247	.413	-	-	-	81	132	.614	-	-	331	36	185	4	-	-	-	285	4.8
1964-65	24	0	153	13	32	.406	-	-	-	8	14	.571	-	-	58	12	37	0	-	-	-	34	1.4
Totals	**83**	**0**	**1141**	**115**	**279**	**.412**	**-**	**-**	**-**	**89**	**146**	**.610**	**-**	**-**	**389**	**48**	**222**	**4**	**-**	**-**	**-**	**319**	**3.8**

Hosket, Wilmer (Bill/Hoss) • Forward • 6-8 • 225 • College: Ohio State • Born Dec. 20, 1946 in Dayton, OH

Selected in first round (10th pick overall) of 1968 NBA Draft. Signed on Oct. 30, 1968. Selected by Buffalo in 1970 NBA Expansion Draft. Also played for Buffalo (1970-71 – 1971-72).

Regular Season

Season	G	GS	Min	FG	FGA	Pct.	3P	3PA	Pct.	FT	FTA	Pct.	Off	Def	Tot	Ast	PF	Dq	Stl	TO	Blk	Pts	Avg
1968-69	50	0	351	53	123	.431	-	-	-	24	42	.571	-	-	94	19	77	0	-	-	-	130	2.6
1969-70	36	0	235	46	91	.505	-	-	-	26	33	.788	-	-	63	17	36	0	-	-	-	118	3.3
Totals	**86**	**0**	**586**	**99**	**214**	**.463**	**-**	**-**	**-**	**50**	**75**	**.667**	**-**	**-**	**157**	**36**	**113**	**0**	**-**	**-**	**-**	**248**	**2.9**

Playoffs

Season	G	GS	Min	FG	FGA	Pct.	3P	3PA	Pct.	FT	FTA	Pct.	Off	Def	Tot	Ast	PF	Dq	Stl	TO	Blk	Pts	Avg
1968-69	4	0	22	3	6	.500	-	-	-	0	1	.000	-	-	7	2	3	0	-	-	-	6	1.5
1969-70	5	1	29	4	10	.400	-	-	-	3	4	.750	-	-	5	2	6	0	-	-	-	11	2.2
Totals	**9**	**1**	**51**	**7**	**16**	**.438**	**-**	**-**	**-**	**3**	**5**	**.600**	**-**	**-**	**12**	**4**	**9**	**0**	**-**	**-**	**-**	**17**	**1.9**

House, Eddie • Guard • 6-1 • 175 • College: Arizona State • Born May 14, 1978 in Berkeley, CA

Traded from Boston, with J.R. Giddens, Bill Walker and a future conditional second-round draft choice, in exchange for Nate Robinson and Marcus Landry on Feb. 18, 2010. Became free agent following 2009-10 season. Also played for Miami (2000-01 – 2002-03, 2010-11), L.A. Clippers (2003-04), Charlotte (2004-05), Milwaukee (2004-05), Sacramento (2004-05), Phoenix (2005-06), New Jersey (2006-07) and Boston (2007-08 – 2008-09).

Regular Season

Season	G	GS	Min	FG	FGA	Pct.	3P	3PA	Pct.	FT	FTA	Pct.	Off	Def	Tot	Ast	PF	Dq	Stl	TO	Blk	Pts	Avg
2009-10	18	0	371	44	133	.331	15	60	.250	12	12	1.000	6	34	40	37	20	0	12	20	0	115	6.4

Houston, Allan • Guard • 6-6 • 200 • College: Tennessee • Born Apr. 20, 1971 in Louisville, KY

Signed as free agent on Jul. 14, 1996. Re-signed on Jul. 23, 2001. Retired on Oct. 17, 2005. Signed as free agent on Oct. 10, 2007. Waived on Oct. 22, 2007. Signed as free agent on Sep. 25, 2008. Waived on Oct. 23, 2008. Also played for Detroit (1993-94 – 1995-96).

Regular Season

Season	G	GS	Min	FG	FGA	Pct.	3P	3PA	Pct.	FT	FTA	Pct.	Off	Def	Tot	Ast	PF	Dq	Stl	TO	Blk	Pts	Avg
1996-97	81	81	2681	437	1032	.423	148	384	.385	175	218	.803	43	197	240	179	233	6	41	167	18	1197	14.8
1997-98	82	82	2848	571	1277	.447	82	213	.385	285	335	.851	43	231	274	212	207	2	63	200	24	1509	18.4
1998-99	50	50	1815	294	703	.418	57	140	.407	168	195	.862	20	132	152	137	115	1	35	130	9	813	16.3
1999-00	82	82	3169	614	1271	.483	106	243	.436	280	334	.838	38	233	271	224	219	1	65	186	14	1614	19.7
2000-01	78	78	2858	542	1208	.449	96	252	.381	279	307	.909	20	263	283	173	190	5	52	161	10	1459	18.7
2001-02	77	77	2914	568	1301	.437	136	346	.393	295	339	.870	37	215	252	190	182	0	54	170	10	1567	20.4
2002-03	82	82	3108	652	1465	.445	178	450	.396	363	395	.919	26	205	231	220	191	2	54	178	7	1845	22.5
2003-04	50	50	1799	340	781	.435	87	202	.431	157	172	.913	20	101	121	99	105	1	38	102	2	924	18.5
2004-05	20	11	532	85	205	.415	31	80	.388	36	43	.837	4	19	23	42	40	0	8	21	2	237	11.9
Totals	**602**	**593**	**21724**	**4103**	**9243**	**.444**	**921**	**2310**	**.399**	**2038**	**2338**	**.872**	**251**	**1596**	**1847**	**1476**	**1482**	**18**	**410**	**1315**	**96**	**11165**	**18.5**

Playoffs

Season	G	GS	Min	FG	FGA	Pct.	3P	3PA	Pct.	FT	FTA	Pct.	Off	Def	Tot	Ast	PF	Dq	Stl	TO	Blk	Pts	Avg
1996-97	9	9	360	58	133	.436	26	52	.500	31	35	.886	3	20	23	21	14	0	6	24	3	173	19.2
1997-98	10	10	403	76	175	.434	9	23	.391	50	58	.862	6	32	38	28	27	0	5	32	1	211	21.1
1998-99	20	20	783	135	305	.443	9	36	.250	91	103	.883	6	48	54	51	40	0	8	50	1	370	18.5
1999-00	16	16	654	103	235	.438	19	38	.500	56	65	.862	3	49	52	26	42	0	19	36	3	281	17.6
2000-01	5	5	189	38	64	.594	6	11	.545	22	22	1.000	0	9	9	7	17	0	5	10	1	104	20.8
2003-04												Did Not Play											
Totals	**60**	**60**	**2389**	**410**	**912**	**.450**	**69**	**160**	**.431**	**250**	**283**	**.883**	**18**	**158**	**176**	**133**	**140**	**0**	**43**	**152**	**9**	**1139**	**19.0**

NBA All-Star

Season	Min	FG	FGA	Pct.	3P	3PA	Pct.	FT	FTA	Pct.	Off	Def	Tot	Ast	PF	Dq	Stl	TO	Blk	Pts
2000	18	3	10	.300	1	3	.333	4	4	1.000	0	0	0	2	1	0	1	1	0	11
2001	15	2	5	.400	1	2	.500	0	0	—	0	3	3	3	0	0	0	1	0	5
Totals	**33**	**5**	**15**	**.333**	**2**	**5**	**.400**	**4**	**4**	**1.000**	**0**	**3**	**3**	**5**	**1**	**0**	**1**	**2**	**0**	**16**

Hughes, Larry • Guard • 6-5 • 185 • College: Saint Louis • Born Jan. 23, 1979 in St. Louis, MO

Traded from Chicago in exchange for Jerome James, Anthony Roberson and Tim Thomas on Feb. 19, 2009. Traded to Sacramento as part of a three-team deal on Feb. 18, 2010. Houston sent Tracy McGrady to New York, and Carl Landry and Joey Dorsey to Sacramento. New York sent Larry Hughes to Sacramento and Jordan Hill, Jared Jeffries and a protected 2012 first-round draft choice to Houston. Houston also received the right to exchange 2011 first-round draft choices with Knicks. Sacramento sent Sergio Rodriguez to New York and Kevin Martin and Hilton Armstrong to Houston. Also played for Philadelphia (1998-99 – 1999-00), Golden State (1999-00 – 2001-02), Washington (2002-03 – 2004-05), Cleveland (2005-06 – 2007-08) , Chicago (2007-08 – 2008-09), Charlotte (2009-10) and Orlando (2011-12).

Regular Season

Season	G	GS	Min	FG	FGA	Pct.	3P	3PA	Pct.	FT	FTA	Pct.	Off	Def	Tot	Ast	PF	Dq	Stl	TO	Blk	Pts	Avg
2008-09	25	14	687	97	249	.390	35	91	.385	50	63	.794	10	55	65	60	45	0	36	35	5	279	11.2
2009-10	31	14	820	102	279	.366	28	97	.289	65	79	.823	16	94	110	109	53	0	40	56	11	297	9.6
Totals	**56**	**28**	**1507**	**199**	**528**	**.377**	**63**	**188**	**.335**	**115**	**142**	**.810**	**26**	**149**	**175**	**169**	**98**	**0**	**76**	**91**	**16**	**576**	**10.3**

Huston, Geoff • Guard • 6-2 • 175 • College: Texas Tech • Born Nov. 8, 1957 in Brooklyn, NY

Selected in third round (50th pick overall) of 1979 NBA Draft. Selected by Dallas in 1980 NBA Expansion Draft. Also played for Dallas (1980-81), Cleveland (1980-81 – 1984-85), Golden State (1985-86) and L.A. Clippers (1986-87).

Regular Season

Season	G	GS	Min	FG	FGA	Pct.	3P	3PA	Pct.	FT	FTA	Pct.	Off	Def	Tot	Ast	PF	Dq	Stl	TO	Blk	Pts	Avg
1979-80	71	0	923	94	241	.390	3	17	.176	28	38	.737	14	44	58	159	83	0	39	73	5	219	3.1

Hutchins, Melvin (Mel/Hutch) • Forward • 6-6 • 200 • College: Brigham Young • Born Nov. 22, 1928 in Sacramento, CA

Traded from Detroit, with Charlie Tyra, for Harry Gallatin, Nat Clifton and rights to Dick Atha on Apr. 3, 1957. Retired on Sep. 26, 1958. Also played for Milwaukee (1951-52 – 1952-53) and Fort Wayne (1953-54 – 1956-57).

Regular Season

Season	G	GS	Min	FG	FGA	Pct.	3P	3PA	Pct.	FT	FTA	Pct.	Off	Def	Tot	Ast	PF	Dq	Stl	TO	Blk	Pts	Avg
1957-58	18	-	384	51	131	.389	-	-	-	24	43	.558	-	-	86	34	31	0	-	-	-	126	7.0

Imhoff, Darrall (Big D) • Center • 6-10 • 235 • College: California • Born Oct. 11, 1938 in Los Angeles, CA

Selected in first round (third pick overall) of 1960 NBA Draft. Traded to Detroit for Gene Shue and cash on Aug. 29, 1962. Also played for Detroit (1962-63 –1963-64), L.A. Lakers (1964-65- 1967-68), Philadelphia (1968-69 – 1969-70), Cincinnati (1970-71 – 1971-72) and Portland (1971-72).

Regular Season

Season	G	GS	Min	FG	FGA	Pct.	3P	3PA	Pct.	FT	FTA	Pct.	Off	Def	Tot	Ast	PF	Dq	Stl	TO	Blk	Pts	Avg
1960-61	62	-	994	122	310	.394	-	-	-	49	96	.510	-	-	296	51	143	2	-	-	-	293	4.7
1961-62	76	-	1481	186	482	.386	-	-	-	80	139	.576	-	-	470	82	230	10	-	-	-	452	5.9
Totals	**138**	**-**	**2475**	**308**	**792**	**.389**	**-**	**-**	**-**	**129**	**235**	**.549**	**-**	**-**	**766**	**133**	**373**	**12**	**-**	**-**	**-**	**745**	**5.4**

Jackson, Gregory (Greg) • Guard • 6-0 • 185 • College: Guilford • Born Aug. 2, 1952 in Brooklyn, NY • Died May 1, 2012

Selected in fifth round (86th pick overall) of 1974 NBA Draft. Waived on Oct. 28,1974. Also played for Phoenix (1974-75).

Regular Season

Season	G	GS	Min	FG	FGA	Pct.	3P	3PA	Pct.	FT	FTA	Pct.	Off	Def	Tot	Ast	PF	Dq	Stl	TO	Blk	Pts	Avg
1974-75	5	0	27	4	10	.400	-	-	-	0	0	—	2	0	2	3	5	0	0	-	0	8	1.6

Jackson, Jermaine • Guard • 6-4 • 200 • College: Detroit Mercy • Born Jun. 7, 1976 in Detroit, MI

Signed to first of two consecutive 10-day contracts on Feb. 28, 2005. Signed for remainder of season on Mar. 20, 2005. Signed and traded to Chicago, with Tim Thomas, Michael Sweetney, a 2006 first-round draft choice, second-round draft choices in 2007 and 2009, and the opportunity to exchange 2007 first-round draft choices on Oct. 4, 2005, for Eddy Curry and Antonio Davis on Oct. 4, 2005. Also played for Detroit (1999-2000), Toronto (2001-02 - 2002-03), Atlanta (2002-03) and Milwaukee (2005-06).

Regular Season

Season	G	GS	Min	FG	FGA	Pct.	3P	3PA	Pct.	FT	FTA	Pct.	Off	Def	Tot	Ast	PF	Dq	Stl	TO	Blk	Pts	Avg
2004-05	21	0	230	17	33	.515	0	2	.000	8	13	.615	3	20	23	24	26	0	7	10	1	42	2.0

Jackson, Mark (Action/Jax) • Guard • 6-3 • 192 • College: St. John's (NY) • Born Apr. 1, 1965 in Brooklyn, NY

Selected in first round (18th pick overall) of 1987 NBA Draft. Traded to L.A. Clippers, with 1995 second-round draft choice, on Sep. 22, 1992 in three-team deal in which New York received Bo Kimble, Glenn Rivers and Charles Smith from L.A. Clippers; L.A. Clippers received Stanley Roberts from Orlando; Orlando received 1993 first-round draft choice from New York and worst of L.A. Clippers two first-round draft choices in either 1993 or 1994. Traded from Toronto, with Tyrone Bogues, for Chris Childs and 2001 first-round draft choice on Feb. 22, 2001. Traded to Denver, with Marcus Camby and draft rights Maybyner Hilario, for Antonio McDyess, draft rights to Frank Williams and 2003 second-round draft choice. Also played for L.A. Clippers (1992-93 – 1993-94), Indiana (1994-95 – 1995-96, 1996-97 - 1999-00), Denver (1996-97), Toronto (2000-01), Utah (2002-03) and Houston (2003-04).

Regular Season

Season	G	GS	Min	FG	FGA	Pct.	3P	3PA	Pct.	FT	FTA	Pct.	Off	Def	Tot	Ast	PF	Dq	Stl	TO	Blk	Pts	Avg
1987-88	82	80	3249	438	1013	.432	32	126	.254	206	266	.774	120	276	396	868	244	2	205	258	6	1114	13.6
1988-89	72	72	2477	479	1025	.467	81	240	.338	180	258	.698	106	235	341	619	163	1	139	226	7	1219	16.9
1989-90	82	69	2428	327	749	.437	35	131	.267	120	165	.727	106	212	318	604	121	0	109	211	4	809	9.9
1990-91	72	21	1595	250	508	.492	13	51	.255	117	160	.731	62	135	197	452	81	0	60	135	9	630	8.8
1991-92	81	81	2461	367	747	.491	11	43	.256	171	222	.770	95	210	305	694	153	0	112	211	13	916	11.3
2000-01	29	28	786	74	180	.411	13	42	.310	9	17	.529	21	99	120	163	56	0	21	58	0	170	5.9
2001-02	82	82	2367	260	592	.439	79	195	.405	87	110	.791	56	253	309	605	162	0	74	150	1	686	8.4
Totals	**500**	**433**	**15363**	**2195**	**4814**	**.456**	**264**	**828**	**.319**	**890**	**1198**	**.743**	**566**	**1420**	**1986**	**4005**	**980**	**3**	**720**	**1249**	**40**	**5544**	**11.1**

Playoffs

Season	G	GS	Min	FG	FGA	Pct.	3P	3PA	Pct.	FT	FTA	Pct.	Off	Def	Tot	Ast	PF	Dq	Stl	TO	Blk	Pts	Avg
1987-88	4	4	171	22	60	.367	5	12	.417	8	11	.727	6	13	19	39	13	0	10	14	0	57	14.3
1988-89	9	9	336	51	100	.510	11	28	.393	19	28	.679	7	24	31	91	9	0	10	28	3	132	14.7
1989-90	9	0	81	13	31	.419	0	2	.000	8	11	.727	1	4	5	21	5	0	2	7	0	34	3.8
1990-91	3	0	36	1	3	.333	0	0	—	0	0	—	0	0	0	8	1	0	1	5	1	2	0.7
1991-92	12	12	368	37	92	.402	4	21	.190	22	27	.815	12	15	27	86	26	0	10	30	0	100	8.3
2000-01	5	5	156	20	40	.500	2	8	.250	3	3	1.000	3	23	26	26	6	0	8	10	0	45	9.0
Totals	**42**	**30**	**1148**	**144**	**326**	**.442**	**22**	**71**	**.310**	**60**	**80**	**.750**	**29**	**79**	**108**	**271**	**60**	**0**	**41**	**94**	**4**	**370**	**8.8**

NBA All-Star

Season	Min	FG	FGA	Pct.	3P	3PA	Pct.	FT	FTA	Pct.	Off	Def	Tot	Ast	PF	Dq	Stl	TO	Blk	Pts
1989	16	3	5	.600	1	1	1.000	2	4	.500	1	1	2	4	1	0	1	2	1	9

Jackson, Philip (Phil/Action) • Forward • 6-8 • 230 • College: North Dakota • Born Sep. 17, 1945 in Deer Lodge, MT

Selected in second round (17th pick overall) of 1967 NBA Draft. Traded, with 1978 first-round draft choice, to New Jersey for 1978 first-round draft choice and 1979 first-round draft choice, on Jun. 8, 1978. Also played for New Jersey (1978-79 - 1979-80). Elected to Naismith Memorial Basketball Hall of Fame in 2007.

Regular Season

Season	G	GS	Min	FG	FGA	Pct.	3P	3PA	Pct.	FT	FTA	Pct.	Off	Def	Tot	Ast	PF	Dq	Stl	TO	Blk	Pts	Avg
1967-68	75	5	1093	182	455	.400	-	-	-	99	168	.589	-	-	338	55	212	3	-	-	-	463	6.2
1968-69	47	4	924	126	294	.429	-	-	-	80	119	.672	-	-	246	43	168	6	-	-	-	332	7.1
1969-70										Did Not Play - Injured													
1970-71	71	7	771	118	263	.449	-	-	-	95	133	.714	-	-	238	31	169	4	-	-	-	331	4.7
1971-72	80	6	1273	205	466	.440	-	-	-	167	228	.732	-	-	326	72	224	4	-	-	-	577	7.2
1972-73	80	4	1393	245	553	.443	-	-	-	154	195	.790	-	-	344	94	218	2	-	-	-	644	8.1
1973-74	82	21	2050	361	757	.477	-	-	-	191	246	.776	123	355	478	134	277	7	42	-	67	913	11.1
1974-75	78	61	2285	324	712	.455	-	-	-	193	253	.763	137	463	600	136	330	10	84	-	53	841	10.8
1975-76	80	3	1461	185	387	.478	-	-	-	110	150	.733	80	263	343	105	275	3	41	-	20	480	6.0
1976-77	76	2	1033	102	232	.440	-	-	-	51	71	.718	75	154	229	85	184	4	33	-	18	255	3.4
1977-78	63	0	654	55	115	.478	-	-	-	43	56	.768	29	81	110	46	106	0	31	47	15	153	2.4
Totals	**732**	**113**	**12937**	**1903**	**4234**	**.449**	**-**	**-**	**-**	**1183**	**1619**	**.731**	**444**	**1316**	**3252**	**801**	**2163**	**43**	**231**	**47**	**173**	**4989**	**6.8**

Playoffs

Season	G	GS	Min	FG	FGA	Pct.	3P	3PA	Pct.	FT	FTA	Pct.	Off	Def	Tot	Ast	PF	Dq	Stl	TO	Blk	Pts	Avg
1967-68	6	0	90	10	35	.286	-	-	-	4	5	.800	-	-	25	2	23	0	-	-	-	24	4.0
1968-69										Did Not Play													
1969-70										Not On Playoff Roster													
1970-71	5	0	30	4	14	.286	-	-	-	1	1	1.000	-	-	10	2	8	0	-	-	-	9	1.8
1971-72	16	16	320	57	120	.475	-	-	-	42	57	.737	-	-	82	15	51	1	-	-	-	156	9.8
1972-73	17	0	338	60	120	.500	-	-	-	28	38	.737	-	-	72	24	59	3	-	-	-	148	8.7
1973-74	12	3	297	54	116	.466	-	-	-	27	30	.900	15	42	57	15	40	0	10	-	5	135	11.3
1974-75	3	3	78	10	21	.476	-	-	-	7	8	.875	5	20	25	2	15	0	4	-	3	27	9.0
1977-78	6	0	50	4	8	.500	-	-	-	4	6	.667	4	6	10	3	11	0	3	4	0	12	2.0
Totals	**65**	**22**	**1203**	**199**	**434**	**.459**	**-**	**-**	**-**	**113**	**145**	**.779**	**24**	**68**	**281**	**63**	**207**	**4**	**17**	**4**	**8**	**511**	**7.9**

James, Harold (Gene/Goose) • Forward • 6-4 • 180 • College: Marshall • Born Feb. 15, 1925 in Ironton, OH • Died Jul. 6, 1997

Signed in Feb. 1949. Also played for Baltimore (1950-51).

Regular Season

Season	G	GS	Min	FG	FGA	Pct.	3P	3PA	Pct.	FT	FTA	Pct.	Off	Def	Tot	Ast	PF	Dq	Stl	TO	Blk	Pts	Avg
1948-49	11	-	-	18	48	.375	-	-	-	6	12	.500	-	-	-	5	20	-	-	-	-	42	3.8
1949-50	29	-	-	19	64	.297	-	-	-	14	31	.452	-	-	-	20	53	-	-	-	-	52	1.8
1950-51	6	-	-	1	3	.333	-	-	-	1	1	1.000	-	-	4	4	-	-	-	-	-	3	0.5
Totals	**46**	**-**	**-**	**38**	**115**	**.330**	**-**	**-**	**-**	**21**	**44**	**.477**	**-**	**-**	**4**	**29**	**73**	**-**	**-**	**-**	**-**	**97**	**2.1**

Playoffs

Season	G	GS	Min	FG	FGA	Pct.	3P	3PA	Pct.	FT	FTA	Pct.	Off	Def	Tot	Ast	PF	Dq	Stl	TO	Blk	Pts	Avg
1948-49	3	-	-	0	6	.000	-	-	-	2	4	.500	-	-	-	2	6	0	-	-	-	2	0.7
1949-50	1	-	-	1	3	.333	-	-	-	0	0	—	-	-	-	0	0	0	-	-	-	2	2.0
Totals	**4**	**-**	**-**	**1**	**9**	**.111**	**-**	**-**	**-**	**2**	**4**	**.500**	**-**	**-**	**-**	**2**	**6**	**0**	**-**	**-**	**-**	**4**	**1.0**

James, Jerome • Center • 7-1 • 280 • College: Florida A&M • Born Nov. 17, 1975 in Tampa, FL

Signed as free agent on Aug. 2, 2005. Traded to Chicago, with Tim Thomas and Anthony Roberson, in exchange for Larry Hughes on Feb. 19, 2009. Also played for Sacramento (1998-99) and Seattle (2001-02 – 2004-05.

Regular Season

Season	G	GS	Min	FG	FGA	Pct.	3P	3PA	Pct.	FT	FTA	Pct.	Off	Def	Tot	Ast	PF	Dq	Stl	TO	Blk	Pts	Avg
2005-06	45	9	406	56	121	.463	0	0	---	25	40	.625	39	52	91	12	104	0	3	51	23	137	3.0
2006-07	41	11	273	33	79	.418	0	0	---	10	18	.556	21	45	66	3	73	0	6	23	15	76	1.9
2007-08	2	0	5	1	1	1.000	0	0	---	2	2	1.000	0	3	3	0	0	0	0	0	0	4	2.0
2008-09	2	0	10	3	8	.375	0	0	---	0	0	---	1	2	3	0	2	0	1	1	1	6	3.0
Totals	**90**	**20**	**694**	**93**	**209**	**.445**	**0**	**0**	**---**	**37**	**60**	**.617**	**61**	**102**	**163**	**15**	**179**	**0**	**10**	**75**	**39**	**223**	**2.5**

Jeffries, Jared • Forward • 6-11 • 240 • College: Indiana • Born Nov. 25, 1981 in Bloomington, IN

Signed as free agent on Aug. 8, 2006. Traded to Houston as part of a three-team deal on Feb. 18, 2010. Houston sent Tracy McGrady to New York, and Carl Landry and Joey Dorsey to Sacramento. New York sent Larry Hughes to Sacramento and Jordan Hill, Jared Jeffries, and a protected 2012 first-round draft choice to Houston. Houston also received the right to exchange 2011 first-round draft choices with New York. Sacramento sent Sergio Rodriguez to New York, and Kevin Martin and Hilton Armstrong to Houston. Signed as a free agent on Mar. 1, 2011. Re-signed on Dec. 11, 2011. Traded to Portland, via sign-and-trade, with Dan Gadzuric, draft rights to Kostas Papanikolaou and Giorgos Printezis and protected future second-round draft choice, for Raymond Felton, via sign-and-trade, and Kurt Thomas on Jul. 16, 2012. Also played for Washington (2002-03 – 2005-06) and Houston (2009-10 – 2010-11).

Regular Season

Season	G	GS	Min	FG	FGA	Pct.	3P	3PA	Pct.	FT	FTA	Pct.	Off	Def	Tot	Ast	PF	Dq	Stl	TO	Blk	Pts	Avg
2006-07	55	43	1307	95	206	.461	2	20	.100	31	68	.456	111	127	238	67	150	2	44	61	30	223	4.1
2007-08	73	19	1325	108	270	.400	4	25	.160	49	93	.527	118	125	243	66	132	1	36	64	23	269	3.7
2008-09	56	36	1310	120	273	.440	1	12	.083	55	90	.611	128	103	231	80	153	0	47	65	33	296	5.3
2009-10	52	37	1462	102	230	.443	20	62	.323	60	93	.645	99	124	223	83	157	2	53	62	58	284	5.5
2011-12	39	4	729	59	144	.410	3	16	.188	49	72	.681	69	83	152	26	89	0	29	29	25	170	4.4
Totals	**299**	**148**	**6596**	**503**	**1173**	**.429**	**31**	**138**	**.225**	**252**	**435**	**.579**	**567**	**601**	**1168**	**347**	**735**	**6**	**233**	**298**	**183**	**1289**	**4.3**

Playoffs

Season	G	GS	Min	FG	FGA	Pct.	3P	3PA	Pct.	FT	FTA	Pct.	Off	Def	Tot	Ast	PF	Dq	Stl	TO	Blk	Pts	Avg
2010-11	4	0	85	11	23	.478	0	0	---	3	4	.750	13	7	20	1	7	0	3	3	7	25	6.3
2011-12	5	0	34	1	6	.167	0	0	---	0	0	---	6	6	12	0	5	0	1	1	0	2	0.4
Totals	**9**	**0**	**119**	**12**	**29**	**.414**	**0**	**0**	**---**	**3**	**4**	**.750**	**19**	**13**	**32**	**1**	**12**	**0**	**4**	**4**	**7**	**27**	**3.0**

Jent, Chris • Forward • 6-7 • 220 • College: Ohio State • Born Jan. 11, 1970 in Orange, CA

Signed as free agent on Oct. 2, 1996. Waived on Jan. 6, 1997. Also played for Houston (1993-94 – 1994-95).

Regular Season

Season	G	GS	Min	FG	FGA	Pct.	3P	3PA	Pct.	FT	FTA	Pct.	Off	Def	Tot	Ast	PF	Dq	Stl	TO	Blk	Pts	Avg
1996-97	3	0	10	2	6	.333	2	3	.667	0	0	—	1	0	1	1	2	0	0	0	0	6	2.0

Johnson, DeMarco • Forward • 6-9 • 245 • College: North Carolina-Charlotte • Born Oct. 6, 1975 in Charlotte, NC

Selected in second round (38th pick overall) of 1998 NBA Draft. Signed on Sep. 10, 1999. Waived on Dec. 29, 1999.

Regular Season

Season	G	GS	Min	FG	FGA	Pct.	3P	3PA	Pct.	FT	FTA	Pct.	Off	Def	Tot	Ast	PF	Dq	Stl	TO	Blk	Pts	Avg
1999-2000	5	0	37	3	9	.333	0	0	—	0	0	—	3	4	7	0	5	0	1	3	0	6	1.2

Johnson, DerMarr • Guard • 6-9 • 201 • College: Cincinnati • Born May 5, 1980 in Washington, D.C.

Signed to 10-day contract on Feb. 3, 2004. Signed for remainder of season on Feb. 13, 2004. Also played for Atlanta (2000-01 - 2002-03) and Denver (2004-05 - 2006-07).

Regular Season

Season	G	GS	Min	FG	FGA	Pct.	3P	3PA	Pct.	FT	FTA	Pct.	Off	Def	Tot	Ast	PF	Dq	Stl	TO	Blk	Pts	Avg
2003-04	21	1	287	36	97	.371	13	36	.361	28	31	.903	5	34	39	11	32	0	8	16	7	113	5.4

Playoffs

Season	G	GS	Min	FG	FGA	Pct.	3P	3PA	Pct.	FT	FTA	Pct.	Off	Def	Tot	Ast	PF	Dq	Stl	TO	Blk	Pts	Avg
2003-04	3	0	17	0	5	.000	0	3	.000	0	0	---	0	2	2	2	2	0	0	0	1	0	0.0

Johnson, Larry (LJ/L-ster) • Forward • 6-7 • 235 • College: Nevada-Las Vegas • Born Mar. 14, 1969 in Tyler, TX

Traded from Charlotte for Anthony Mason and Brad Lohaus on Jul. 14, 1996. Waived and announced retirement, Oct. 10, 2001.Also played for Charlotte (1991-92 – 1995-96).

Regular Season

Season	G	GS	Min	FG	FGA	Pct.	3P	3PA	Pct.	FT	FTA	Pct.	Off	Def	Tot	Ast	PF	Dq	Stl	TO	Blk	Pts	Avg
1996-97	76	76	2613	376	735	.512	34	105	.324	190	274	.693	165	228	393	174	249	3	64	136	36	976	12.8
1997-98	70	70	2412	429	884	.485	15	63	.238	214	283	.756	175	226	401	150	193	2	40	127	13	1087	15.5
1998-99	49	48	1639	210	458	.459	33	92	.359	134	164	.817	91	193	284	119	147	1	34	89	10	587	12.0
1999-00	70	68	2281	282	652	.433	58	174	.333	128	167	.766	87	293	380	175	205	1	42	94	7	750	10.7
2000-01	65	65	2105	246	598	.411	51	163	.313	102	128	.797	90	273	363	127	209	2	39	97	29	645	9.9
Totals	**330**	**327**	**11050**	**1543**	**3327**	**.464**	**191**	**597**	**.320**	**768**	**1016**	**.756**	**608**	**1213**	**1821**	**745**	**1003**	**9**	**219**	**543**	**95**	**4045**	**12.3**

Playoffs

Season	G	GS	Min	FG	FGA	Pct.	3P	3PA	Pct.	FT	FTA	Pct.	Off	Def	Tot	Ast	PF	Dq	Stl	TO	Blk	Pts	Avg
1996-97	9	9	295	43	77	.558	6	17	.353	32	38	.842	11	25	36	23	27	0	7	15	1	124	13.8
1997-98	8	8	310	52	107	.486	2	10	.200	37	50	.740	25	28	53	13	30	0	10	25	3	143	17.9
1998-99	20	20	683	87	204	.426	24	82	.293	31	46	.674	22	75	97	31	64	2	21	33	1	229	11.5
1999-00	16	16	589	70	152	.461	13	33	.394	27	34	.794	15	65	80	26	47	1	8	23	2	180	11.3
2000-01	Did Not Play - Injured																						
Totals	**53**	**53**	**1877**	**252**	**540**	**.467**	**45**	**142**	**.317**	**127**	**168**	**.756**	**73**	**193**	**266**	**93**	**168**	**3**	**46**	**96**	**7**	**676**	**12.8**

Johnson, Neil • Center • 6-7 • 220 • College: Creighton • Born Apr. 17, 1943 in Jackson, MI

Purchased from Allentown of Eastern League in Oct. 1966. Signed on May 17, 1967. Selected by Phoenix in 1968 NBA Expansion Draft. Also played for Phoenix (1968-69 –1969-70) and Virginia of ABA (1970-71 – 1972-73).

Regular Season

Season	G	GS	Min	FG	FGA	Pct.	3P	3PA	Pct.	FT	FTA	Pct.	Off	Def	Tot	Ast	PF	Dq	Stl	TO	Blk	Pts	Avg
1966-67	51	3	522	59	171	.345	-	-	-	57	86	.663	-	-	167	38	102	0	-	-	-	175	3.4
1967-68	43	1	286	44	106	.415	-	-	-	23	48	.479	-	-	75	33	63	0	-	-	-	111	2.6
Totals	**94**	**4**	**808**	**103**	**277**	**.372**	**-**	**-**	**-**	**80**	**134**	**.597**	**-**	**-**	**242**	**71**	**165**	**0**	**-**	**-**	**-**	**286**	**3.0**

Playoffs

Season	G	GS	Min	FG	FGA	Pct.	3P	3PA	Pct.	FT	FTA	Pct.	Off	Def	Tot	Ast	PF	Dq	Stl	TO	Blk	Pts	Avg
1966-67	4	0	64	8	27	.296	-	-	-	7	8	.875	-	-	23	5	8	0	-	-	-	23	5.8
1967-68	2	0	6	2	4	.500	-	-	-	0	0	—	-	-	3	0	1	0	-	-	-	4	2.0
Totals	**6**	**0**	**70**	**10**	**31**	**.323**	**-**	**-**	**-**	**7**	**8**	**.875**	**-**	**-**	**26**	**5**	**9**	**0**	**-**	**-**	**-**	**27**	**4.5**

Jones, Fred • Guard • 6-2 • 225 • College: Oregon • Born Mar. 11, 1979 in Malvern, OR

Traded from Portland, with Dan Dickau and Zach Randolph, for Channing Frye and Steve Francis on Jun. 28, 2007. Became free agent following 2007-08 season. Also played for Indiana (2002-03 – 2005-06), Toronto (2006-07), Portland (2006-07) and L.A. Clippers (2008-09).

Regular Season

Season	G	GS	Min	FG	FGA	Pct.	3P	3PA	Pct.	FT	FTA	Pct.	Off	Def	Tot	Ast	PF	Dq	Stl	TO	Blk	Pts	Avg
2007-08	70	26	1757	182	432	.421	74	192	.385	94	126	.746	30	140	170	166	140	1	48	78	18	532	7.6

Jordan, Jerome • Center • 7-0 • 240 • College: Tulsa • Born Sep. 29, 1986 in Kingston, Jamaica

Acquired draft rights from Milwaukee for cash considerations on Jul. 8, 2010. Signed to contract on Dec. 15, 2011. Traded to Houston, with Toney Douglas, Josh Harrellson and two future second-round draft choices on Jul. 2012.

Regular Season

Season	G	GS	Min	FG	FGA	Pct.	3P	3PA	Pct.	FT	FTA	Pct.	Off	Def	Tot	Ast	PF	Dq	Stl	TO	Blk	Pts	Avg
2011-12	21	0	108	17	33	.515	0	0	---	8	10	.800	14	13	27	4	15	0	1	2	6	42	2.0

Playoffs

Season	G	GS	Min	FG	FGA	Pct.	3P	3PA	Pct.	FT	FTA	Pct.	Off	Def	Tot	Ast	PF	Dq	Stl	TO	Blk	Pts	Avg
2011-12	1	0	4	1	2	.500	0	0	---	0	0	---	2	0	2	0	0	0	0	0	0	2	2.0

Jordon, Phil • Center • 6-10 • 205 • College: Whitworth • Born Sep. 12, 1933 in Lake Port, CA • Died Jun. 7, 1965

Traded from Minneapolis on Dec. 29, 1956. Sold to Detroit on Dec. 10, 1957. Traded from Cincinnati for cash on Jan. 18, 1961. Traded to Chicago, with Cliff Luyk, for Gene Conley on Sep. 10, 1962. Also played for Detroit (1957-58 - 1958-59), Cincinnati (1959-60 - 1960-61) and St. Louis (1962-63).

Regular Season

Season	G	GS	Min	FG	FGA	Pct.	3P	3PA	Pct.	FT	FTA	Pct.	Off	Def	Tot	Ast	PF	Dq	Stl	TO	Blk	Pts	Avg
1956-57	9	-	91	18	49	.367	-	-	-	8	12	.667	-	-	34	2	15	0	-	-	-	44	4.9
1957-58	12	-	75	16	34	.471	-	-	-	5	6	.833	-	-	24	5	17	0	-	-	-	37	3.1
1960-61	31	-	924	158	422	.374	-	-	-	89	127	.701	-	-	250	74	123	4	-	-	-	405	13.1
1961-62	76	-	2195	403	1028	.392	-	-	-	96	168	.571	-	-	482	156	258	7	-	-	-	902	11.9
Totals	**128**	**-**	**3285**	**595**	**1533**	**.386**	**-**	**-**	**-**	**198**	**313**	**.633**	**-**	**-**	**790**	**237**	**413**	**11**	**-**	**-**	**-**	**1388**	**10.8**

Kaftan, George (The Golden Greek) • Forward • 6-3 • 190 • College: Holy Cross • Born Feb. 22, 1928 in New York, NY

Purchased from Boston on Jun. 21, 1950. Signed on Oct. 4, 1950. Sold to Baltimore on Nov. 20, 1952. Also played for Boston (1948-49 - 1949-50) and Baltimore (1952-53).

Regular Season

Season	G	GS	Min	FG	FGA	Pct.	3P	3PA	Pct.	FT	FTA	Pct.	Off	Def	Tot	Ast	PF	Dq	Stl	TO	Blk	Pts	Avg
1950-51	61	-	-	111	286	.388	-	-	-	78	125	.624	-	-	153	74	102	1	-	-	-	300	4.9
1951-52	52	-	955	115	307	.375	-	-	-	92	134	.687	-	-	196	88	107	0	-	-	-	322	6.2
Totals	**113**	**-**	**955**	**226**	**593**	**.381**	**-**	**-**	**-**	**170**	**259**	**.656**	**-**	**-**	**349**	**162**	**209**	**1**	**-**	**-**	**-**	**622**	**5.5**

Playoffs

Season	G	GS	Min	FG	FGA	Pct.	3P	3PA	Pct.	FT	FTA	Pct.	Off	Def	Tot	Ast	PF	Dq	Stl	TO	Blk	Pts	Avg
1950-51	8	-	-	6	18	.333	-	-	-	1	3	.333	-	-	6	2	7	0	-	-	-	13	1.6
1951-52	13	-	232	26	66	.394	-	-	-	28	42	.667	-	-	30	22	41	3	-	-	-	80	6.2
Totals	**21**	**-**	**232**	**32**	**84**	**.381**	**-**	**-**	**-**	**29**	**45**	**.644**	**-**	**-**	**36**	**24**	**48**	**3**	**-**	**-**	**-**	**93**	**4.4**

Kaplowitz, Ralph (Kappy) • Guard • 6-2 • 170 • College: New York University • Born May 18, 1919 in New York, NY • Died Feb. 2, 2009

Member of Original 1946-47 Knicks. Sold to Philadelphia on Jan. 16, 1947. Also played for Philadelphia (1946-47 – 1947-48).

Regular Season

Season	G	GS	Min	FG	FGA	Pct.	3P	3PA	Pct.	FT	FTA	Pct.	Off	Def	Tot	Ast	PF	Dq	Stl	TO	Blk	Pts	Avg
1946-47	27	-	-	71	274	.259	-	-	-	52	71	.732	-	-	-	25	-	-	-	-	-	194	7.2

Kimble, Gregory (Bo) • Guard • 6-4 • 190 • College: Loyola Marymount • Born Apr. 9, 1966 in Philadelphia, PA

Traded from L.A. Clippers, with Glenn Rivers and Charles Smith, on Sep. 22, 1992 in three-team deal; Clippers received Mark Jackson and 1995 second-round draft choice from New York and Stanley Roberts from Orlando; Orlando received 1993 first-round draft choice from New York and worst of Clippers two first round draft choices in either 1993 or 1994. Waived on Sep. 9, 1993. Also played for L.A. Clippers (1990-91 – 1991-92).

Regular Season

Season	G	GS	Min	FG	FGA	Pct.	3P	3PA	Pct.	FT	FTA	Pct.	Off	Def	Tot	Ast	PF	Dq	Stl	TO	Blk	Pts	Avg
1992-93	9	0	55	14	33	.424	2	8	.250	3	8	.375	3	8	11	5	10	0	1	6	0	33	3.7

King, Bernard (B) • Forward • 6-7 • 205 • College: Tennessee • Born Dec. 4, 1956 in Brooklyn, NY

Signed as veteran free agent on Sep. 28, 1982; Golden State matched offer sheet and traded for Micheal Ray Richardson and 1984 fifth-round draft choice on Oct. 22, 1982. Became free agent following 1986-87 season. Also played for New Jersey (1977-78 – 1978-79, 1992-93), Utah (1979-80), Golden State (1980-81 - 81-82) and Washington (1987-88 – 1991-92).

Regular Season

Season	G	GS	Min	FG	FGA	Pct.	3P	3PA	Pct.	FT	FTA	Pct.	Off	Def	Tot	Ast	PF	Dq	Stl	TO	Blk	Pts	Avg
1982-83	68	68	2207	603	1142	.528	0	6	.000	280	388	.722	99	227	326	195	233	5	90	197	13	1486	21.9
1983-84	77	76	2667	795	1391	.572	0	4	.000	437	561	.779	123	271	394	164	273	2	75	197	17	2027	26.3
1984-85	55	55	2063	691	1303	.530	1	10	.100	426	552	.772	114	203	317	204	191	3	71	204	15	1809	32.9
1985-86	Did Not Play - Injured																						
1986-87	6	4	214	52	105	.495	0	0	—	32	43	.744	13	19	32	19	14	0	2	15	0	136	22.7
Totals	**206**	**203**	**7151**	**2141**	**3941**	**.543**	**1**	**20**	**.050**	**1175**	**1544**	**.761**	**349**	**720**	**1069**	**582**	**711**	**10**	**238**	**613**	**45**	**5458**	**26.5**

Playoffs

Season	G	GS	Min	FG	FGA	Pct.	3P	3PA	Pct.	FT	FTA	Pct.	Off	Def	Tot	Ast	PF	Dq	Stl	TO	Blk	Pts	Avg
1982-83	6	6	184	56	97	.577	1	3	.333	28	35	.800	8	16	24	13	16	0	2	10	0	141	23.5
1983-84	12	12	477	162	282	.574	0	1	.000	93	123	.756	28	46	74	36	48	0	14	31	6	417	34.8
Totals	**18**	**18**	**661**	**218**	**379**	**.575**	**1**	**4**	**.250**	**121**	**158**	**.766**	**36**	**62**	**98**	**49**	**64**	**0**	**16**	**41**	**6**	**558**	**31.0**

NBA All-Star

Season	Min	FG	FGA	Pct.	3P	3PA	Pct.	FT	FTA	Pct.	Off	Def	Tot	Ast	PF	Dq	Stl	TO	Blk	Pts
1984	22	8	13	.615	0	0	—	2	5	.400	2	1	3	4	2	0	0	0	0	18
1985	22	6	10	.600	0	0	—	1	2	.500	4	3	7	1	5	0	0	1	0	13
Total	**44**	**14**	**23**	**.609**	**0**	**0**	**—**	**3**	**7**	**.429**	**6**	**4**	**10**	**5**	**7**	**0**	**0**	**1**	**0**	**31**

Kistler, Douglas (Doug) • Forward • 6-9 • 210 • College: Duke • Born Mar. 21, 1938 in Wayne, PA • Died Feb. 29, 1980

Waived on Dec. 10, 1961.

Regular Season

Season	G	GS	Min	FG	FGA	Pct.	3P	3PA	Pct.	FT	FTA	Pct.	Off	Def	Tot	Ast	PF	Dq	Stl	TO	Blk	Pts	Avg
1961-62	5	-	13	3	6	.500	-	-	-	2	4	.500	-	-	1	0	2	0	-	-	-	8	1.6

Kite, Greg • Center • 6-11 • 263 • College: Brigham Young • Born Aug. 5, 1961 in Houston, TX

Signed as free agent on Jan. 3, 1995. Waived on Feb. 14, 1995. Also played for Boston (1983-84 – 1987-88), L.A. Clippers (1987-88 – 1988-89), Charlotte (1988-89), Sacramento (1989-90), Orlando (1990-91 – 1993-94) and Indiana (1994-95).

Regular Season

Season	G	GS	Min	FG	FGA	Pct.	3P	3PA	Pct.	FT	FTA	Pct.	Off	Def	Tot	Ast	PF	Dq	Stl	TO	Blk	Pts	Avg
1994-95	2	0	16	0	3	.000	0	0	—	0	0	—	2	2	4	0	2	0	0	1	0	0	0.0

Knight, Robert (Bob) • Guard • 6-2 • 185 • College: none • Born Apr. 14, 1931 in Hartford, CT • Died May 23, 2008

Signed on Nov. 26, 1954. Waived on Nov. 30, 1954. Also played for Harlem Globetrotters.

Regular Season

Season	G	GS	Min	FG	FGA	Pct.	3P	3PA	Pct.	FT	FTA	Pct.	Off	Def	Tot	Ast	PF	Dq	Stl	TO	Blk	Pts	Avg
1954-55	2	-	29	3	7	.429	-	-	-	1	1	1.000	-	-	1	8	6	0	-	-	-	7	3.5

Knight, Toby • Forward • 6-9 • 210 • College: Notre Dame • Born May 3, 1955 in The Bronx, NY

Selected in second round (32nd pick overall) of 1977 NBA Draft. Waived in Jun. 1983.

Regular Season

Season	G	GS	Min	FG	FGA	Pct.	3P	3PA	Pct.	FT	FTA	Pct.	Off	Def	Tot	Ast	PF	Dq	Stl	TO	Blk	Pts	Avg
1977-78	80	3	1169	222	465	.477	-	-	-	63	97	.649	121	200	321	38	211	1	50	97	28	507	6.3
1978-79	82	70	2667	609	1174	.519	-	-	-	145	206	.704	201	347	548	124	309	7	61	163	60	1363	16.6
1979-80	81	81	2945	669	1265	.529	0	2	.000	211	261	.808	201	292	493	150	302	4	117	163	86	1549	19.1
1980-81	Did Not Play - Injured																						
1981-82	40	0	550	102	183	.557	0	0	—	17	25	.680	33	49	82	23	74	0	14	21	11	221	5.5
1982-83	Did Not Play - Injured																						
Totals	**283**	**154**	**7331**	**1602**	**3087**	**.519**	**0**	**2**	**.000**	**436**	**589**	**.740**	**556**	**888**	**1444**	**335**	**896**	**12**	**242**	**444**	**185**	**3640**	**12.9**

Playoffs

Season	G	GS	Min	FG	FGA	Pct.	3P	3PA	Pct.	FT	FTA	Pct.	Off	Def	Tot	Ast	PF	Dq	Stl	TO	Blk	Pts	Avg
1977-78	6	0	48	6	20	.300	-	-	-	4	8	.500	9	10	19	1	9	0	1	3	4	16	2.7

Knight, Travis • Center • 7-0 • 235 • College: Connecticut • Born Sep. 13, 1974 in Salt Lake City, UT

Traded from L.A. Lakers, with Glen Rice and 2001 first-round draft choice, as part of four-team deal on Sep. 20, 2000; New York sent Patrick Ewing to Seattle and Chris Dudley and 2001 first-round draft choice to Phoenix; Phoenix sent Luc Longley to New York; Seattle sent Vladimir Stepania, Lazaro Borrell, Vernon Maxwell, 2001 first-round draft choice and two second-round draft choices to New York. Waived on Oct. 27, 2003. Also played for L.A. Lakers (1996-97, 1998-99 – 1999-2000) and Boston (1997-98).

Regular Season

Season	G	GS	Min	FG	FGA	Pct.	3P	3PA	Pct.	FT	FTA	Pct.	Off	Def	Tot	Ast	PF	Dq	Stl	TO	Blk	Pts	Avg
2000-01	45	0	256	10	53	.189	0	1	.000	9	18	.500	19	34	53	5	47	0	5	10	11	29	0.6
2001-02	49	0	429	41	113	.363	0	0	—	16	21	.762	48	56	104	8	95	0	11	27	10	98	2.0
2002-03	32	0	287	25	65	.385	0	1	.000	10	13	.769	18	44	62	14	44	0	8	10	9	60	1.9
Totals	**126**	**0**	**972**	**76**	**231**	**.329**	**0**	**2**	**.000**	**35**	**52**	**.673**	**85**	**134**	**219**	**27**	**186**	**0**	**24**	**47**	**30**	**187**	**1.5**

Playoffs

Season	G	GS	Min	FG	FGA	Pct.	3P	3PA	Pct.	FT	FTA	Pct.	Off	Def	Tot	Ast	PF	Dq	Stl	TO	Blk	Pts	Avg
2000-01	1	0	1	0	0	—	0	0	—	0	0	—	0	0	0	0	1	0	0	0	0	0	0.0

Knorek, Leonard (Lee/Stretch) • Center • 6-7 • 215 • College: Detroit • Born Jul. 15, 1921 in Warsaw, Poland • Died Jul. 22, 2003

Re-signed on Sep. 4, 1947. Sold to Baltimore on Dec. 8, 1949. Also played for Baltimore (1949-50).

Regular Season

Season	G	GS	Min	FG	FGA	Pct.	3P	3PA	Pct.	FT	FTA	Pct.	Off	Def	Tot	Ast	PF	Dq	Stl	TO	Blk	Pts	Avg
1946-47	22	-	-	62	219	.283	-	-	-	47	72	.653	-	-	-	21	64	-	-	-	-	171	7.8
1947-48	48	-	-	99	369	.268	-	-	-	61	120	.508	-	-	-	50	171	-	-	-	-	259	5.4
1948-49	60	-	-	156	457	.341	-	-	-	131	183	.716	-	-	-	135	258	-	-	-	-	443	7.4
Totals	**130**	**-**	**-**	**317**	**1045**	**.303**	**-**	**-**	**-**	**239**	**375**	**.637**	**-**	**-**	**-**	**206**	**493**	**-**	**-**	**-**	**-**	**873**	**6.7**

Playoffs

Season	G	GS	Min	FG	FGA	Pct.	3P	3PA	Pct.	FT	FTA	Pct.	Off	Def	Tot	Ast	PF	Dq	Stl	TO	Blk	Pts	Avg
1946-47	5	-	-	21	58	.362	-	-	-	11	19	.579	-	-	-	8	22	0	-	-	-	53	10.6
1947-48	3	-	-	14	34	.412	-	-	-	10	13	.769	-	-	-	5	10	0	-	-	-	38	12.7
1948-49	6	-	-	15	37	.405	-	-	-	9	16	.563	-	-	-	10	25	3	-	-	-	39	6.5
Totals	**14**	**-**	**-**	**50**	**129**	**.388**	**-**	**-**	**-**	**30**	**48**	**.625**	**-**	**-**	**-**	**23**	**57**	**3**	**-**	**-**	**-**	**130**	**9.3**

Komives, Howard (Butch) • Guard • 6-1 • 185 • College: Bowling Green • Born May 9, 1941 in Toledo, OH • Died Mar. 22, 2009

Selected in second round (13th pick overall) of 1964 NBA Draft. Traded to Detroit, with Walt Bellamy, for Dave DeBusschere on Dec. 19, 1968. Also played for Detroit (1968-69 – 1971-72), Buffalo (1972-73) and Kansas City-Omaha (1973-74).

Regular Season

Season	G	GS	Min	FG	FGA	Pct.	3P	3PA	Pct.	FT	FTA	Pct.	Off	Def	Tot	Ast	PF	Dq	Stl	TO	Blk	Pts	Avg
1964-65	80	63	2378	381	1020	.374	-	-	-	212	254	.835	-	-	195	265	246	2	-	-	-	974	12.2
1965-66	80	79	2612	436	1116	.391	-	-	-	241	280	.861	-	-	281	425	278	5	-	-	-	1113	13.9
1966-67	65	63	2282	402	995	.404	-	-	-	217	253	.858	-	-	183	401	213	1	-	-	-	1021	15.7
1967-68	78	36	1660	233	631	.369	-	-	-	132	161	.820	-	-	168	246	170	1	-	-	-	598	7.7
1968-69	32	26	836	107	309	.346	-	-	-	73	86	.849	-	-	95	137	96	0	-	-	-	287	9.0
Totals	**335**	**267**	**9768**	**1559**	**4071**	**.383**	**-**	**-**	**-**	**875**	**1034**	**.846**	**-**	**-**	**922**	**1474**	**1003**	**9**	**-**	**-**	**-**	**3993**	**11.9**

Playoffs

Season	G	GS	Min	FG	FGA	Pct.	3P	3PA	Pct.	FT	FTA	Pct.	Off	Def	Tot	Ast	PF	Dq	Stl	TO	Blk	Pts	Avg
1966-67	4	4	128	16	59	.271	-	-	-	10	13	.769	-	-	11	15	13	0	-	-	-	42	10.5
1967-68	6	6	135	15	44	.341	-	-	-	4	6	.667	-	-	14	23	22	1	-	-	-	34	5.7
Totals	**10**	**10**	**263**	**31**	**103**	**.301**	**-**	**-**	**-**	**14**	**19**	**.737**	**-**	**-**	**25**	**38**	**35**	**1**	**-**	**-**	**-**	**76**	**7.6**

Kramer, Barry • Guard • 6-4 • 200 • College: New York University • Born Nov. 10, 1942 in Schenectady, NY

Signed on Feb. 14, 1965. Retired following 1964-65 season. Also played for San Francisco (1964-65) and New York of ABA (1969-70).

Regular Season

Season	G	GS	Min	FG	FGA	Pct.	3P	3PA	Pct.	FT	FTA	Pct.	Off	Def	Tot	Ast	PF	Dq	Stl	TO	Blk	Pts	Avg
1964-65	19	0	231	27	86	.314	-	-	-	30	40	.750	-	-	41	15	31	1	-	-	-	84	4.4

Kuka, Raphael (Ray/Cookie) • Forward • 6-3 • 200 • College: Notre Dame • Born Feb. 17, 1922 in Havre, MT • Died Mar. 27, 1990

Signed on Jul. 21, 1947.

Regular Season

Season	G	GS	Min	FG	FGA	Pct.	3P	3PA	Pct.	FT	FTA	Pct.	Off	Def	Tot	Ast	PF	Dq	Stl	TO	Blk	Pts	Avg
1947-48	44	-	-	89	273	.326	-	-	-	50	84	.595	-	-	-	27	117	-	-	-	-	228	5.2
1948-49	8	-	-	10	36	.278	-	-	-	5	9	.556	-	-	-	11	16	-	-	-	-	25	3.1
Totals	**52**	**-**	**-**	**99**	**309**	**.320**	**-**	**-**	**-**	**55**	**93**	**.591**	**-**	**-**	**-**	**38**	**133**	**-**	**-**	**-**	**-**	**253**	**4.9**

Playoffs

Season	G	GS	Min	FG	FGA	Pct.	3P	3PA	Pct.	FT	FTA	Pct.	Off	Def	Tot	Ast	PF	Dq	Stl	TO	Blk	Pts	Avg
1947-48	3	-	-	3	10	.300	-	-	-	2	2	1.000	-	-	-	0	12	0	-	-	-	8	2.7

Landry, Marcus • Forward • 6-7 • 230 • College: Wisconsin • Born Nov. 1, 1985 in Milwaukee, WI

Signed as free agent on Sep. 24, 2009. Traded to Boston, with Nate Robinson, for Eddie House, J.R. Giddens, Bill Walker and future conditional second-round draft choice on Feb. 18, 2010. Also played for Boston (2009-10).

Regular Season

Season	G	GS	Min	FG	FGA	Pct.	3P	3PA	Pct.	FT	FTA	Pct.	Off	Def	Tot	Ast	PF	Dq	Stl	TO	Blk	Pts	Avg
2009-10	17	0	108	16	41	.390	9	26	.346	3	5	.600	5	14	19	0	14	0	1	6	2	44	2.6

Lang, Andrew • Center • 6-11 • 275 • College: Arkansas • Born Jun. 28, 1966 in Pine Bluff, AR

Signed as free agent on Sep. 28,1999. Became free agent following 1999-2000 season. Also played for Phoenix (1988-89 – 1991-92), Philadelphia (1992-93), Atlanta (1993-94 - 1995-96), Minnesota (1995-96), Milwaukee (1996-97 – 1997-98) and Chicago (1998-99).

Regular Season

Season	G	GS	Min	FG	FGA	Pct.	3P	3PA	Pct.	FT	FTA	Pct.	Off	Def	Tot	Ast	PF	Dq	Stl	TO	Blk	Pts	Avg
1999-00	19	10	244	28	64	.438	0	0	—	3	7	.429	16	44	60	3	31	0	8	5	6	59	3.1

Playoffs

Season	G	GS	Min	FG	FGA	Pct.	3P	3PA	Pct.	FT	FTA	Pct.	Off	Def	Tot	Ast	PF	Dq	Stl	TO	Blk	Pts	Avg
1999-00	Did Not Play																						

Lavelli, Anthony (Tony) • Forward • 6-3 • 185 • College: Yale • Born Jul. 11, 1926 in Somerville, MA • Died: Jan. 8, 1998

Signed on Nov. 23, 1950. Retired in September 1951. Also played for Boston (1949-50).

Regular Season

Season	G	GS	Min	FG	FGA	Pct.	3P	3PA	Pct.	FT	FTA	Pct.	Off	Def	Tot	Ast	PF	Dq	Stl	TO	Blk	Pts	Avg
1950-51	30	-	-	32	93	.344	-	-	-	35	41	.854	-	-	59	23	56	1	-	-	-	99	3.3

Playoffs

Season	G	GS	Min	FG	FGA	Pct.	3P	3PA	Pct.	FT	FTA	Pct.	Off	Def	Tot	Ast	PF	Dq	Stl	TO	Blk	Pts	Avg
1950-51	2	-	-	1	5	.200	-	-	-	2	2	1.000	-	-	1	1	2	0	-	-	-	4	2.0

Layton, Dennis (Mo) • Guard • 6-1 • 182 • College: Southern California • Born Dec. 24, 1948 in Newark, NJ

Signed as free agent in Oct. 1976. Waived on Oct. 14, 1977. Also played for Phoenix (1971-72 – 1972-73), Memphis of ABA (1973-74), Portland (1973-74) and San Antonio (1977-78).

Regular Season

Season	G	GS	Min	FG	FGA	Pct.	3P	3PA	Pct.	FT	FTA	Pct.	Off	Def	Tot	Ast	PF	Dq	Stl	TO	Blk	Pts	Avg
1976-77	56	11	765	134	277	.484	-	-	-	58	73	.795	11	36	47	154	87	0	21	-	6	326	5.8

Lee, David • Forward • 6-9 • 235 • College: Florida • Born Apr. 29, 1983 in St. Louis, MO

Selected in first round (30th pick overall) of 2005 NBA Draft. Signed to contract on Jul. 1, 2005. Traded, via sign-and-trade, to Golden State for Kelenna Azubuike, Anthony Randolph and Ronny Turiaf on Jul. 9, 2010. Also played for Golden State (2010-11 – 2011-12).

Regular Season

Season	G	GS	Min	FG	FGA	Pct.	3P	3PA	Pct.	FT	FTA	Pct.	Off	Def	Tot	Ast	PF	Dq	Stl	TO	Blk	Pts	Avg
2005-06	67	14	1129	137	230	.596	0	0	---	71	123	.577	109	194	303	43	124	1	30	51	20	345	5.1
2006-07	58	12	1731	240	400	.600	0	0	---	141	173	.815	196	406	602	104	155	3	48	92	23	621	10.7
2007-08	81	29	2356	341	618	.552	0	2	.000	194	237	.819	242	482	724	95	210	1	55	97	29	876	10.8
2008-09	81	74	2824	522	951	.549	0	3	.000	249	330	.755	256	695	951	174	260	6	80	150	22	1293	16.0
2009-10	81	81	3019	686	1258	.545	0	8	.000	268	330	.812	228	721	949	295	257	0	85	189	40	1640	20.2
Totals	**368**	**210**	**11059**	**1926**	**3457**	**.557**	**0**	**13**	**.000**	**923**	**1193**	**.774**	**1031**	**2498**	**3529**	**711**	**1006**	**11**	**298**	**579**	**134**	**4775**	**13.0**

NBA All-Star

Season	Min	FG	FGA	Pct.	3P	3PA	Pct.	FT	FTA	Pct.	Off	Def	Tot	Ast	PF	Dq	Stl	TO	Blk	Pts
2010	12	2	3	.667	0	0	---	0	0	---	0	2	2	1	1	0	0	3	0	4

Lin, Jeremy • Guard • 6-3 • 200 • College: Harvard • Born Aug. 23, 1988 in Torrance, CA

Claimed off waivers from Houston on Dec. 27, 2011. Became restricted free agent following 2011-12 season. Also played for Golden State (2010-11).

Regular Season

Season	G	GS	Min	FG	FGA	Pct.	3P	3PA	Pct.	FT	FTA	Pct.	Off	Def	Tot	Ast	PF	Dq	Stl	TO	Blk	Pts	Avg
2011-12	35	25	940	171	383	.446	24	75	.320	146	183	.798	18	89	107	216	78	1	55	126	9	512	14.6

Playoffs

Season	G	GS	Min	FG	FGA	Pct.	3P	3PA	Pct.	FT	FTA	Pct.	Off	Def	Tot	Ast	PF	Dq	Stl	TO	Blk	Pts	Avg
2011-12	Did Not Play																						

Lohaus, Brad • Forward • 6-11 • 230 • College: Iowa • Born Sep. 29, 1964 in New Ulm, MN

Traded from San Antonio, with J.R. Reid and 1996 first-round draft choice for Charles Smith and Monty Williams. Traded to Charlotte, with Anthony Mason, for Larry Johnson on Jul. 14, 1996. Also played for Boston (1987-88 – 1988-89), Sacramento (1988-89), Minnesota (1989-90), Milwaukee (1989-90 – 1993-94), Miami (1994-95), San Antonio (1995-96, 1997-98) and Toronto (1996-97).

Regular Season

Season	G	GS	Min	FG	FGA	Pct.	3P	3PA	Pct.	FT	FTA	Pct.	Off	Def	Tot	Ast	PF	Dq	Stl	TO	Blk	Pts	Avg
1995-96	23	7	325	32	79	.405	24	57	.421	2	2	1.000	2	29	31	27	36	0	8	11	10	90	3.9

Playoffs

Season	G	GS	Min	FG	FGA	Pct.	3P	3PA	Pct.	FT	FTA	Pct.	Off	Def	Tot	Ast	PF	Dq	Stl	TO	Blk	Pts	Avg
1995-96	Not On Playoff Roster																						

Longley, Luc • Center • 7-2 • 260 • College: New Mexico • Born Jan. 19, 1969 in Melbourne, Australia

Traded from Phoenix as part of four-team deal on Sep. 20, 2000; L.A. Lakers sent Travis Knight, Glen Rice and 2001 first-round draft choice to New York; New York sent Patrick Ewing to Seattle and Chris Dudley and 2001 first-round draft choice to Phoenix; Seattle sent Vladimir Stepania, Lazaro Borrell, Vernon Maxwell, 2001 first-round draft choice and two second-round draft choices to New York. Waived and announced retirement on Sept. 25, 2001. Also played for Minnesota (1991-92 – 1993-94), Chicago (1993-94 – 1997-98) and Phoenix (1998-99 – 1999-2000).

Regular Season

Season	G	GS	Min	FG	FGA	Pct.	3P	3PA	Pct.	FT	FTA	Pct.	Off	Def	Tot	Ast	PF	Dq	Stl	TO	Blk	Pts	Avg
2000-01	25	2	301	18	54	.333	0	0	—	13	17	.765	26	40	66	7	51	0	3	22	9	49	2.0

Playoffs

Season	G	GS	Min	FG	FGA	Pct.	3P	3PA	Pct.	FT	FTA	Pct.	Off	Def	Tot	Ast	PF	Dq	Stl	TO	Blk	Pts	Avg
2000-01	Not On Playoff Roster																						

Lucas, Jerry (Luke) • Forward/Center • 6-8 • 235 • College: Ohio State • Born Mar. 30, 1940 in Middletown, OH

Traded from San Francisco for Cazzie Russell on May 7, 1971. Retired following 1973-74 season. Also played for Cincinnati (1963-64 – 1969-70), San Francisco (1969-70 – 1970-71). Elected to Naismith Memorial Basketball Hall of Fame in 1980.

Regular Season

Season	G	GS	Min	FG	FGA	Pct.	3P	3PA	Pct.	FT	FTA	Pct.	Off	Def	Tot	Ast	PF	Dq	Stl	TO	Blk	Pts	Avg
1971-72	77	68	2926	543	1060	.512	-	-	-	197	249	.791	-	-	1011	318	218	1	-	-	-	1283	16.7
1972-73	71	38	2001	312	608	.513	-	-	-	80	100	.800	-	-	510	317	157	0	-	-	-	704	9.9
1973-74	73	14	1627	194	420	.462	-	-	-	67	96	.698	62	312	374	230	134	0	28	-	24	455	6.2
Totals	**221**	**120**	**6554**	**1049**	**2088**	**.502**	**-**	**-**	**-**	**344**	**445**	**.773**	**62**	**312**	**1895**	**865**	**509**	**1**	**28**	**-**	**24**	**2442**	**11.0**

Playoffs

Season	G	GS	Min	FG	FGA	Pct.	3P	3PA	Pct.	FT	FTA	Pct.	Off	Def	Tot	Ast	PF	Dq	Stl	TO	Blk	Pts	Avg
1971-72	16	4	737	119	238	.500	-	-	-	59	71	.831	-	-	173	85	49	1	-	-	-	297	18.6
1972-73	17	1	368	54	112	.482	-	-	-	20	23	.870	-	-	85	39	47	0	-	-	-	128	7.5
1973-74	11	0	115	5	21	.238	-	-	-	0	0	—	6	16	22	9	9	0	4	-	0	10	0.9
Totals	**44**	**5**	**1220**	**178**	**371**	**.480**	**-**	**-**	**-**	**79**	**94**	**.840**	**6**	**16**	**280**	**133**	**105**	**1**	**4**	**-**	**0**	**435**	**9.9**

Lucas, Maurice (Mo/Luke) • Forward • 6-9 • 238 • College: Marquette • Born Feb. 18, 1952 in Pittsburgh, PA • Died Oct. 31, 2010

Traded from New Jersey in exchange for not exercising right of first refusal on Ray Williams on Oct. 25, 1981. Traded to Phoenix for Leonard Robinson on Jul. 7, 1982. Also played for St. Louis (1974-75 – 1975-76) and Kentucky (1975-76) of ABA and Portland (1976-77 – 1979-80, 1987-88), New Jersey (1979-80 – 1980-81), Phoenix (1982-83 – 1984-85), L.A. Lakers (1985-86) and Seattle (1986-87).

Regular Season

Season	G	GS	Min	FG	FGA	Pct.	3P	3PA	Pct.	FT	FTA	Pct.	Off	Def	Tot	Ast	PF	Dq	Stl	TO	Blk	Pts	Avg
1981-82	80	74	2671	505	1001	.504	0	3	.000	253	349	.725	274	629	903	179	309	4	68	173	70	1263	15.8

Lumpp, Ray • Guard • 6-1 • 180 • College: New York University • Born Jul. 11, 1923 in Brooklyn, NY

Traded from Indianapolis for Tommy Byrnes on Jan. 26, 1949. Sold to Baltimore on Nov. 28, 1952 for cash and a 1953 second-round draft choice. Also played for Indianapolis (1948-49) and Baltimore (1952-53).

Regular Season

Season	G	GS	Min	FG	FGA	Pct.	3P	3PA	Pct.	FT	FTA	Pct.	Off	Def	Tot	Ast	PF	Dq	Stl	TO	Blk	Pts	Avg
1948-49	24	-	-	117	311	.376	-	-	-	90	112	.804	-	-	-	34	74	-	-	-	-	324	13.5
1949-50	58	-	-	91	283	.322	-	-	-	86	108	.796	-	-	-	90	117	-	-	-	-	268	4.6
1950-51	64	-	-	153	379	.404	-	-	-	124	160	.775	-	-	125	115	160	2	-	-	-	430	6.7
1951-52	62	-	1317	184	476	.387	-	-	-	90	119	.756	-	-	125	123	165	4	-	-	-	458	7.4
1952-53	6	-	99	8	30	.267	-	-	-	12	12	1.000	-	-	18	12	-	-	-	-	-	28	4.7
Totals	**214**	**-**	**1416**	**553**	**1479**	**.374**	**-**	**-**	**-**	**402**	**511**	**.787**	**-**	**-**	**268**	**374**	**516**	**6**	**-**	**-**	**-**	**1508**	**7.0**

Playoffs

Season	G	GS	Min	FG	FGA	Pct.	3P	3PA	Pct.	FT	FTA	Pct.	Off	Def	Tot	Ast	PF	Dq	Stl	TO	Blk	Pts	Avg
1948-49	6	-	-	21	73	.288	-	-	-	27	35	.771	-	-	-	11	26	2	-	-	-	69	11.5
1949-50	5	-	-	10	18	.556	-	-	-	2	3	.667	-	-	-	3	10	0	-	-	-	22	4.4
1950-51	13	-	-	24	67	.358	-	-	-	20	23	.870	-	-	20	23	40	3	-	-	-	68	5.2
1951-52	13	-	194	13	53	.245	-	-	-	23	25	.920	-	-	19	15	35	1	-	-	-	49	4.1
Totals	**37**	**-**	**194**	**68**	**211**	**.322**	**-**	**-**	**-**	**72**	**86**	**.837**	**-**	**-**	**39**	**52**	**111**	**6**	**-**	**-**	**-**	**208**	**5.8**



Courtesy of Ray Lumpp

Macklin, Durand (Rudy) • Guard/Forward • 6-7 • 215 • College: Louisiana State • Born Feb. 19, 1958 in Louisville, KY

Traded from Atlanta for Sylvester Williams and cash on Jun. 29, 1983. Waived on Dec. 20, 1983. Also played for Atlanta (1981-82 – 1982-83).

Regular Season

Season	G	GS	Min	FG	FGA	Pct.	3P	3PA	Pct.	FT	FTA	Pct.	Off	Def	Tot	Ast	PF	Dq	Stl	TO	Blk	Pts	Avg
1983-84	8	0	65	12	30	.400	0	0	—	11	13	.846	5	6	11	3	17	0	1	6	0	35	4.4

Mangiapane, Frank • Guard • 5-10 • 195 • College: New York Univ. • Born Aug. 21, 1925 in New York, NY • Died Jul. 31, 2005

Signed on Jan. 24, 1947.

Regular Season

Season	G	GS	Min	FG	FGA	Pct.	3P	3PA	Pct.	FT	FTA	Pct.	Off	Def	Tot	Ast	PF	Dq	Stl	TO	Blk	Pts	Avg
1946-47	6	-	-	2	13	.154	-	-	-	1	3	.333	-	-	-	0	6	-	-	-	-	5	0.8

Marbury, Stephon (Starbury) • Guard • 6-2 • 205 • College: Georgia Tech • Born Feb. 20, 1977 in Brooklyn, NY

Traded from Phoenix, with Anfernee Hardaway and Cezary Trybanski, for Howard Eisley, Charlie Ward, Antonio McDyess, Maciej Lampe, draft rights to Milos Vujanic, 2004 first-round draft choice and future first-round draft choice on Jan. 5, 2004. Waived on Feb. 24, 2009. Also played for Minnesota (1996-97 – 1998-99), New Jersey (1998-99 – 2000-01), Phoenix (2001-02 – 2003-04) and Boston (2008-09).

Regular Season

Season	G	GS	Min	FG	FGA	Pct.	3P	3PA	Pct.	FT	FTA	Pct.	Off	Def	Tot	Ast	PF	Dq	Stl	TO	Blk	Pts	Avg
2003-04	47	47	1839	336	780	.431	50	156	.321	209	251	.833	39	107	145	438	98	0	65	152	4	931	19.8
2004-05	82	82	3281	604	1308	.462	115	325	.354	458	549	.834	50	198	248	668	186	1	122	233	6	1781	21.7
2005-06	60	60	2193	349	774	.451	33	104	.317	246	326	.755	25	150	175	382	143	0	63	157	4	977	16.3
2006-07	74	74	2748	395	952	.415	123	345	.357	297	386	.769	36	177	213	403	185	3	71	179	10	1210	16.4
2007-08	24	19	805	111	265	.419	28	74	.378	83	116	.716	17	42	59	113	57	0	21	48	2	333	13.9
2008-09												Did Not Play											
Totals	**287**	**282**	**10866**	**1795**	**4079**	**.440**	**349**	**1004**	**.348**	**1293**	**1628**	**.794**	**167**	**674**	**841**	**2004**	**669**	**4**	**342**	**769**	**26**	**5232**	**18.2**

Playoffs

Season	G	GS	Min	FG	FGA	Pct.	3P	3PA	Pct.	FT	FTA	Pct.	Off	Def	Tot	Ast	PF	Dq	Stl	TO	Blk	Pts	Avg
2003-04	4	4	174	31	83	.373	6	20	.300	17	25	.680	5	12	17	26	9	0	7	14	0	85	21.3

Martin, Ronald (Whitey) • Guard • 6-2 • 185 • College: St. Bonaventure • Born Apr. 11, 1939 in Hamburg, NY

Selected in second round (10th pick overall) of 1961 NBA. Signed on Apr. 5, 1961.

Regular Season

Season	G	GS	Min	FG	FGA	Pct.	3P	3PA	Pct.	FT	FTA	Pct.	Off	Def	Tot	Ast	PF	Dq	Stl	TO	Blk	Pts	Avg
1961-62	66	-	1018	95	292	.325	-	-	-	37	55	.673	-	-	158	115	158	4	-	-	-	227	3.4

Martin, Slater (Dugie) • Guard • 5-10 • 170 • College: Texas • Born Oct. 22, 1925 in Elmina, TX • Died Oct. 18, 2012

Traded from Minneapolis, with Jerry Bird and player to be named later, for Walter Dukes and draft rights to Burdette Haldorson on Oct. 26, 1956. Traded to St. Louis for Willie Naulls on Dec. 10, 1956. Also played for Minneapolis (1949-50 – 1955-56) and St. Louis (1956-57 – 1959-60). Elected to Naismith Memorial Basketball Hall of Fame in 1982.

Regular Season

Season	G	GS	Min	FG	FGA	Pct.	3P	3PA	Pct.	FT	FTA	Pct.	Off	Def	Tot	Ast	PF	Dq	Stl	TO	Blk	Pts	Avg
1956-57	13	-	376	33	101	.327	-	-	-	44	53	.830	-	-	42	39	28	0	-	-	-	110	8.5

Martin, William (Bill) • Forward • 6-7 • 205 • College: Georgetown • Born Aug. 16, 1962 in Washington D.C.

Signed to first of two consecutive 10-day contracts on Mar. 29, 1987. Contract expired on Apr. 18, 1987. Also played for Indiana (1985-86) and Phoenix (1987-88).

Regular Season

Season	G	GS	Min	FG	FGA	Pct.	3P	3PA	Pct.	FT	FTA	Pct.	Off	Def	Tot	Ast	PF	Dq	Stl	TO	Blk	Pts	Avg
1986-87	8	0	68	9	25	.360	0	0	—	7	8	.875	2	5	7	0	5	0	4	7	2	25	3.1

Mason, Anthony (Mase) • Forward • 6-8 • 260 • College: Tennessee State • Born Dec. 14, 1966 in Miami, FL

Signed as free agent on Jul. 30, 1991. Re-signed on Sep. 21, 1995. Traded to Charlotte, with Brad Lohaus, for Larry Johnson on Jul. 14, 1996. Also played for New Jersey (1989-90), Denver (1990-91), Charlotte (1996-97 – 1999-2000), Miami (2000-01) and Milwaukee (2001-02 - 2002-03).

Regular Season

Season	G	GS	Min	FG	FGA	Pct.	3P	3PA	Pct.	FT	FTA	Pct.	Off	Def	Tot	Ast	PF	Dq	Stl	TO	Blk	Pts	Avg
1991-92	82	0	2198	203	399	.509	0	0	—	167	260	.642	216	357	573	106	229	0	46	101	28	573	7.0
1992-93	81	0	2482	316	629	.502	0	0	—	199	292	.682	231	409	640	170	240	2	43	137	19	831	10.3
1993-94	73	12	1903	206	433	.476	0	1	.000	116	161	.720	158	269	427	151	190	2	31	107	9	528	7.2
1994-95	77	11	2496	287	507	.566	0	1	.000	191	298	.641	182	468	650	240	253	3	69	123	21	765	9.9
1995-96	82	82	3457	449	798	.563	0	0	—	298	414	.720	220	544	764	363	246	3	69	211	34	1196	14.6
Totals	**395**	**105**	**12536**	**1461**	**2766**	**.528**	**0**	**2**	**.000**	**971**	**1425**	**.681**	**1007**	**2047**	**3054**	**1030**	**1158**	**10**	**258**	**679**	**111**	**3893**	**9.9**

Playoffs

Season	G	GS	Min	FG	FGA	Pct.	3P	3PA	Pct.	FT	FTA	Pct.	Off	Def	Tot	Ast	PF	Dq	Stl	TO	Blk	Pts	Avg
1991-92	12	0	288	19	43	.442	0	0	—	22	28	.786	28	48	76	10	34	0	2	11	8	60	5.0
1992-93	15	0	510	72	122	.590	0	0	—	43	68	.632	55	54	109	41	50	2	10	23	6	187	12.5
1993-94	25	0	660	67	137	.489	0	0	—	55	77	.714	53	93	146	46	66	0	15	36	5	189	7.6
1994-95	11	0	352	31	51	.608	0	1	.000	43	69	.623	23	45	68	24	28	0	6	26	6	105	9.5
1995-96	8	8	350	41	78	.526	0	0	—	19	28	.679	17	45	62	26	20	0	4	20	1	101	12.6
Totals	**71**	**8**	**2160**	**230**	**431**	**.534**	**0**	**1**	**.000**	**182**	**270**	**.674**	**176**	**285**	**461**	**147**	**198**	**2**	**37**	**116**	**26**	**642**	**9.0**

Mason, Roger, Jr. Guard • 6-5 • 205 • College: Virginia • Born Sep. 10, 1980 in Washington, D.C.

Signed as a free agent on Aug. 10, 2010. Became free agent following 2010-11 season. Also played for Chicago (2002-03 – 2003-04), Toronto (2003-04), Washington (2006-07 – 2007-08, 2011-12) and San Antonio (2008-09 – 2009-10).

Regular Season

Season	G	GS	Min	FG	FGA	Pct.	3P	3PA	Pct.	FT	FTA	Pct.	Off	Def	Tot	Ast	PF	Dq	Stl	TO	Blk	Pts	Avg
2010-11	26	0	319	26	77	.338	16	44	.364	7	10	.700	5	38	43	20	25	0	6	6	2	75	2.9

Playoffs

Season	G	GS	Min	FG	FGA	Pct.	3P	3PA	Pct.	FT	FTA	Pct.	Off	Def	Tot	Ast	PF	Dq	Stl	TO	Blk	Pts	Avg
2010-11	3	0	55	7	18	.389	5	13	.385	0	0	---	3	1	4	3	6	0	1	1	0	19	6.3

Mast, Edward (Eddie) • Forward/Center • 6-9 • 220 • College: Temple • Born Oct. 3, 1948 in Philadelphia, PA • Died Oct. 18, 1994

Selected in third round (40th pick overall) of 1969 NBA Draft. Traded to Atlanta for future draft choice on Oct. 9, 1972. Also played for Atlanta (1972-73).

Regular Season

Season	G	GS	Min	FG	FGA	Pct.	3P	3PA	Pct.	FT	FTA	Pct.	Off	Def	Tot	Ast	PF	Dq	Stl	TO	Blk	Pts	Avg
1970-71	30	0	164	25	66	.379	-	-	-	11	20	.550	-	-	56	4	25	0	-	-	-	61	2.0
1971-72	40	0	270	39	112	.348	-	-	-	25	41	.610	-	-	73	10	39	0	-	-	-	103	2.6
Totals	**70**	**0**	**434**	**64**	**178**	**.360**	**-**	**-**	**-**	**36**	**61**	**.590**	**-**	**-**	**129**	**14**	**64**	**0**	**-**	**-**	**-**	**164**	**2.3**

Playoffs

Season	G	GS	Min	FG	FGA	Pct.	3P	3PA	Pct.	FT	FTA	Pct.	Off	Def	Tot	Ast	PF	Dq	Stl	TO	Blk	Pts	Avg
1970-71	3	0	11	2	5	.400	-	-	-	0	0	—	-	-	3	0	2	0	-	-	-	4	1.3
1971-72	9	0	23	4	7	.571	-	-	-	1	5	.200	-	-	7	1	4	0	-	-	-	9	1.0
Totals	**12**	**0**	**34**	**6**	**12**	**.500**	**-**	**-**	**-**	**1**	**5**	**.200**	**-**	**-**	**10**	**1**	**6**	**0**	**-**	**-**	**-**	**13**	**1.1**

May, Donald (Don) • Forward • 6-4 • 200 • College: Dayton • Born Jan. 3, 1946 in Dayton, OH

Selected in third round (30th pick overall) of 1968 NBA Draft. Selected by Buffalo in 1970 NBA Expansion Draft. Also played for Buffalo (1970-71), Atlanta (1971-72 – 1972-73), Philadelphia (1972-73 – 1973-74) and Kansas City-Omaha (1974-75).

Regular Season

Season	G	GS	Min	FG	FGA	Pct.	3P	3PA	Pct.	FT	FTA	Pct.	Off	Def	Tot	Ast	PF	Dq	Stl	TO	Blk	Pts	Avg
1968-69	48	2	560	81	223	.363	-	-	-	42	58	.724	-	-	114	35	64	0	-	-	-	204	4.3
1969-70	37	0	238	39	101	.386	-	-	-	18	19	.947	-	-	52	17	42	0	-	-	-	96	2.6
Totals	**85**	**2**	**798**	**120**	**324**	**.370**	**-**	**-**	**-**	**60**	**77**	**.779**	**-**	**-**	**166**	**52**	**106**	**0**	**-**	**-**	**-**	**300**	**3.5**

Playoffs

Season	G	GS	Min	FG	FGA	Pct.	3P	3PA	Pct.	FT	FTA	Pct.	Off	Def	Tot	Ast	PF	Dq	Stl	TO	Blk	Pts	Avg
1968-69	9	0	88	9	30	.300	-	-	-	7	9	.778	-	-	23	8	7	0	-	-	-	25	2.8
1969-70	2	0	7	2	3	.667	-	-	-	0	0	—	-	-	0	0	2	0	-	-	-	4	2.0
Totals	**11**	**0**	**95**	**11**	**33**	**.333**	**-**	**-**	**-**	**7**	**9**	**.778**	**-**	**-**	**23**	**8**	**9**	**0**	**-**	**-**	**-**	**29**	**2.6**

Mayfield, Kendall (Ken) • Guard • 6-2 • 185 • College: Tuskegee • Born May 11, 1948 in Chicago, IL

Selected in third round (50th pick overall) of 1971 NBA Draft. Waived on Nov. 24, 1975.

Regular Season

Season	G	GS	Min	FG	FGA	Pct.	3P	3PA	Pct.	FT	FTA	Pct.	Off	Def	Tot	Ast	PF	Dq	Stl	TO	Blk	Pts	Avg
1975-76	13	0	64	17	46	.370	-	-	-	3	3	1.000	1	7	8	4	18	0	0	-	0	37	2.8

McAdoo, Robert (Bob/Doo) • Center/Forward • 6-9 • 225 • College: North Carolina • Born Sep. 25, 1951 in Greensboro, NC

Traded from Buffalo, with Tom McMillen, for John Gianelli and cash on Dec. 9, 1976. Traded to Boston for three 1979 first-round draft choices and player to be named later (Tom Barker) on Feb. 12, 1979. Also played for Buffalo (1972-73 – 1976-77), Boston (1978-79), Detroit (1979-80 – 1980-81), New Jersey (1980-81), L.A. Lakers (1981-82 – 1984-85) and Philadelphia (1985-86). Elected to Naismith Memorial Basketball Hall of Fame in 2000.

Regular Season

Season	G	GS	Min	FG	FGA	Pct.	3P	3PA	Pct.	FT	FTA	Pct.	Off	Def	Tot	Ast	PF	Dq	Stl	TO	Blk	Pts	Avg
1976-77	52	49	2031	558	1045	.534	-	-	-	271	358	.757	133	529	662	140	188	2	61	-	65	1387	26.7
1977-78	79	78	3182	814	1564	.520	-	-	-	469	645	.727	236	774	1010	298	297	6	105	346	126	2097	26.5
1978-79	40	32	1597	429	793	.541	-	-	-	218	335	.651	94	285	379	128	134	2	62	153	47	1076	26.9
Totals	**171**	**159**	**6810**	**1801**	**3402**	**.529**	**-**	**-**	**-**	**958**	**1338**	**.716**	**463**	**1588**	**2051**	**566**	**619**	**10**	**228**	**499**	**238**	**4560**	**26.7**

Playoffs

Season	G	GS	Min	FG	FGA	Pct.	3P	3PA	Pct.	FT	FTA	Pct.	Off	Def	Tot	Ast	PF	Dq	Stl	TO	Blk	Pts	Avg
1977-78	6	6	238	61	126	.484	-	-	-	21	35	.600	11	47	58	23	19	0	7	23	12	143	23.8

NBA All-Star

Season	Min	FG	FGA	Pct.	3P	3PA	Pct.	FT	FTA	Pct.	Off	Def	Tot	Ast	PF	Dq	Stl	TO	Blk	Pts
1977	38	13	23	.565	-	-	-	4	4	1.000	3	7	10	2	3	0	3	-	1	30
1978	20	7	14	.500	-	-	-	0	0	—	3	1	4	0	2	0	1	3	2	14
Total	**58**	**20**	**37**	**.541**	**-**	**-**	**-**	**4**	**4**	**1.000**	**6**	**8**	**14**	**2**	**5**	**0**	**4**	**3**	**3**	**44**

McCann, Brendan • Guard • 6-2 • 178 • College: St. Bonaventure • Born Jul. 5, 1935 in Brooklyn, NY

Selected in first round (fifth pick overall) of 1957 NBA Draft. Signed on May 14, 1957. Waived on Jan. 11, 1960.

Regular Season

Season	G	GS	Min	FG	FGA	Pct.	3P	3PA	Pct.	FT	FTA	Pct.	Off	Def	Tot	Ast	PF	Dq	Stl	TO	Blk	Pts	Avg
1957-58	36	-	295	22	100	.220	-	-	-	25	41	.610	-	-	45	54	34	0	-	-	-	69	1.9
1958-59	1	-	7	0	3	.000	-	-	-	0	0	—	-	-	1	1	1	0	-	-	-	0	0.0
1959-60	4	-	29	1	10	.100	-	-	-	3	3	1.000	-	-	4	10	2	0	-	-	-	5	1.3
Totals	**41**	**-**	**331**	**23**	**113**	**.204**	**-**	**-**	**-**	**28**	**44**	**.636**	**-**	**-**	**50**	**65**	**37**	**0**	**-**	**-**	**-**	**74**	**1.8**

McCarty, Walter • Forward • 6-10 • 230 • College: Kentucky • Born Feb. 1, 1974 in Evansville, IN

Selected in first round (19th pick overall) of 1996 NBA Draft. Traded to Boston, with John Thomas, Dontaé Jones, Scott Brooks, for Chris Mills and two future second-round draft choices on Oct. 22, 1997. Also played for Boston (1997-98 – 2004-05) and Phoenix (2004-05).

Regular Season

Season	G	GS	Min	FG	FGA	Pct.	3P	3PA	Pct.	FT	FTA	Pct.	Off	Def	Tot	Ast	PF	Dq	Stl	TO	Blk	Pts	Avg
1996-97	35	0	192	26	68	.382	4	14	.286	8	14	.571	8	15	23	13	38	0	7	17	9	64	1.8

Playoffs

Season	G	GS	Min	FG	FGA	Pct.	3P	3PA	Pct.	FT	FTA	Pct.	Off	Def	Tot	Ast	PF	Dq	Stl	TO	Blk	Pts	Avg
1996-97	2	0	4	2	2	1.000	0	0	—	0	0	—	0	0	0	0	0	0	1	0	0	4	2.0

McCormick, Tim • Center • 7-0 • 240 • College: Michigan • Born Mar. 10, 1962 in Detroit, MI

Traded from Atlanta for Maurice Cheeks on Oct. 2, 1991. Became free agent following 1993-94 season. Also played for Seattle (1984-85 –1985-86), Philadelphia (1986-87 – 1987-88), New Jersey (1987-88), Houston (1988-89 – 1989-90) and Atlanta (1990-91).

Regular Season

Season	G	GS	Min	FG	FGA	Pct.	3P	3PA	Pct.	FT	FTA	Pct.	Off	Def	Tot	Ast	PF	Dq	Stl	TO	Blk	Pts	Avg
1991-92	22	0	108	14	33	.424	0	0	—	14	21	.667	14	20	34	9	18	0	2	8	0	42	1.9
1992-93										Did Not Play - Injured													
1993-94										Did Not Play - Injured													
Totals	**22**	**0**	**108**	**14**	**33**	**.424**	**0**	**0**	**—**	**14**	**21**	**.667**	**14**	**20**	**34**	**9**	**18**	**0**	**2**	**8**	**0**	**42**	**1.9**

Playoffs

Season	G	GS	Min	FG	FGA	Pct.	3P	3PA	Pct.	FT	FTA	Pct.	Off	Def	Tot	Ast	PF	Dq	Stl	TO	Blk	Pts	Avg
1991-92	1	0	6	0	2	.000	0	0	—	0	0	—	0	3	3	0	1	0	0	0	0	0	0.0

McDaniel, Xavier (X-Man) • Forward • 6-7 • 218 • College: Wichita State • Born Jun. 4, 1963 in Columbia, SC

Traded from Phoenix for Trent Tucker, Jerrod Mustaf and 1992 and 1994 second-round draft choices on Oct. 1, 1991. Became free agent following 1991-92 season. Also played for Seattle (1985-86 – 1990-91), Phoenix (1990-91), Boston (1992-93 – 1994-95) and New Jersey (1996-97 – 1997-98).

Regular Season

Season	G	GS	Min	FG	FGA	Pct.	3P	3PA	Pct.	FT	FTA	Pct.	Off	Def	Tot	Ast	PF	Dq	Stl	TO	Blk	Pts	Avg
1991-92	82	82	2344	488	1021	.478	12	39	.308	137	192	.714	176	284	460	149	241	3	57	147	24	1125	13.7

Playoffs

Season	G	GS	Min	FG	FGA	Pct.	3P	3PA	Pct.	FT	FTA	Pct.	Off	Def	Tot	Ast	PF	Dq	Stl	TO	Blk	Pts	Avg
1991-92	12	12	458	94	197	.477	2	8	.250	36	49	.735	43	43	86	23	34	1	9	27	2	226	18.8

McDyess, Antonio • Forward • 6-9 • 245 • College: Alabama • Born Sep. 7, 1974 in Quitman, MS

Traded from Denver, with draft rights to Frank Williams and 2003 second-round draft choice, for Marcus Camby, Mark Jackson and draft rights to Maybyner Hilario on Jun. 26, 2002. Traded to Phoenix, with Howard Eisley, Charlie Ward, Maciej Lampe, draft rights to Milos Vujanic, 2004 first-round draft choice and future first-round draft choice, for Anfernee Hardaway, Stephon Marbury and Cezary Trybanski on Jan. 5, 2004. Also played for Denver (1995-96 – 1996-97, 1998-99 – 2001-02), Phoenix (1997-98, 2003-04), Detroit (2004-05 – 2008-09) and San Antonio (2009-10 – 2010-11).

Regular Season

Season	G	GS	Min	FG	FGA	Pct.	3P	3PA	Pct.	FT	FTA	Pct.	Off	Def	Tot	Ast	PF	Dq	Stl	TO	Blk	Pts	Avg
2002-03										Did Not Play - Injured													
2003-04	18	6	421	65	145	.458	0	0	---	22	38	.579	31	88	119	20	46	0	12	27	11	152	8.4
Totals	**18**	**6**	**421**	**65**	**145**	**.458**	**0**	**0**	**---**	**22**	**38**	**.579**	**31**	**88**	**119**	**20**	**46**	**0**	**12**	**27**	**11**	**152**	**8.4**

McGaha, Melvin (Mel) • Guard • 6-1 • 190 • College: Arkansas • Born Sep. 26, 1926 in Bastrop, LA • Died Feb. 3, 2002

Selected in 1948 BAA Draft. Signed on Sep. 1, 1948.

Regular Season

Season	G	GS	Min	FG	FGA	Pct.	3P	3PA	Pct.	FT	FTA	Pct.	Off	Def	Tot	Ast	PF	Dq	Stl	TO	Blk	Pts	Avg
1948-49	51	-	-	62	195	.318	-	-	-	52	88	.591	-	-	-	51	104	-	-	-	-	176	3.5

Playoffs

Season	G	GS	Min	FG	FGA	Pct.	3P	3PA	Pct.	FT	FTA	Pct.	Off	Def	Tot	Ast	PF	Dq	Stl	TO	Blk	Pts	Avg
1948-49	2	-	-	0	3	.000	-	-	-	1	2	.500	-	-	-	2	6	-	-	-	-	1	0.5

McGill, Bill (The Hill) • Center • 6-9 • 225 • College: Utah • Born Sep. 16, 1939 in San Angelo, TX

Traded from Baltimore for Gene Shue and Paul Hogue on Oct. 29, 1963. Traded to St. Louis for 1965 second-round draft choice and cash on Oct. 18, 1964. Also played for Chicago (1962-63), Baltimore (1963-64), St. Louis (1964-65) and L.A. Lakers (1964-65) and Denver (1968-69), Pittsburgh (1969-70), Los Angeles (1969-70) and Dallas (1969-70) of ABA.

Regular Season

Season	G	GS	Min	FG	FGA	Pct.	3P	3PA	Pct.	FT	FTA	Pct.	Off	Def	Tot	Ast	PF	Dq	Stl	TO	Blk	Pts	Avg
1963-64	68	-	1727	445	914	.487	-	-	-	195	271	.720	-	-	398	121	212	7	-	-	-	1085	16.0

McGrady, Tracy • Guard/Forward • 6-8 • 223 • College: None • Born May 24, 1979 in Bartow, FL

Traded from Houston as part of a three-team deal on Feb. 18, 2010. Houston sent Tracy McGrady to New York, and Carl Landry and Joey Dorsey to Sacramento. New York sent Larry Hughes to Sacramento and Jordan Hill, Jared Jeffries, and a protected 2012 first-round draft choice to Houston. Houston also received the right to exchange 2011 first-round draft choices with New York. Sacramento sent Sergio Rodriguez to New York and Kevin Martin and Hilton Armstrong to Houston. Became free agent following 2009-10 season. Also played for Toronto (1997-98 – 1999-00), Orlando (2000-01 – 2003-04), Houston (2004-05 – 2009-10), Detroit (2010-11) and Atlanta (2011-12).

Regular Season

Season	G	GS	Min	FG	FGA	Pct.	3P	3PA	Pct.	FT	FTA	Pct.	Off	Def	Tot	Ast	PF	Dq	Stl	TO	Blk	Pts	Avg
2009-10	24	24	627	84	216	.389	15	62	.242	43	57	.754	22	67	89	93	38	0	15	43	12	226	9.4

McGuire, Alfred (Al) • Guard • 6-2 • 185 • College: St. John's (NY) • Born Sep. 7, 1928 in The Bronx, NY • Died Jan. 26, 2001

Selected in sixth round (56th overall) 1951 NBA Draft. Traded to Baltimore, with Connie Simmons, for Ray Felix and Chuck Grigsby on Sep. 17, 1954. Also played for Baltimore (1954-55). Elected to Naismith Memorial Basketball Hall of Fame in 1992.

Regular Season

Season	G	GS	Min	FG	FGA	Pct.	3P	3PA	Pct.	FT	FTA	Pct.	Off	Def	Tot	Ast	PF	Dq	Stl	TO	Blk	Pts	Avg
1951-52	59	-	788	72	167	.431	-	-	-	64	122	.525	-	-	121	107	136	8	-	-	-	208	3.5
1952-53	58	-	1231	112	287	.390	-	-	-	128	201	.637	-	-	167	145	206	8	-	-	-	352	6.1
1953-54	64	-	849	58	177	.328	-	-	-	58	133	.436	-	-	121	103	144	2	-	-	-	174	2.7
Totals	**181**	**-**	**2868**	**242**	**631**	**.384**	**-**	**-**	**-**	**250**	**456**	**.548**	**-**	**-**	**409**	**355**	**486**	**18**	**-**	**-**	**-**	**734**	**4.1**

Playoffs

Season	G	GS	Min	FG	FGA	Pct.	3P	3PA	Pct.	FT	FTA	Pct.	Off	Def	Tot	Ast	PF	Dq	Stl	TO	Blk	Pts	Avg
1951-52	13	-	208	20	51	.392	-	-	-	20	27	.741	-	-	17	14	34	1	-	-	-	60	4.6
1952-53	7	-	62	3	14	.214	-	-	-	0	7	.000	-	-	7	9	11	0	-	-	-	6	0.9
1953-54	4	2	69	8	18	.444	-	-	-	2	9	.222	-	-	4	7	15	2	-	-	-	18	4.5
Totals	**24**	**2**	**339**	**31**	**83**	**.373**	**-**	**-**	**-**	**22**	**43**	**.512**	**-**	**-**	**28**	**30**	**60**	**3**	**-**	**-**	**-**	**84**	**3.5**

McGuire, Alfred (Allie) • Guard • 6-3 • 175 • College: Marquette • Born Jul. 10, 1951 in New York, NY

Selected in third round (49th pick overall) of 1973 NBA Draft. Waived on Oct. 23, 1973.

Regular Season

Season	G	GS	Min	FG	FGA	Pct.	3P	3PA	Pct.	FT	FTA	Pct.	Off	Def	Tot	Ast	PF	Dq	Stl	TO	Blk	Pts	Avg
1973-74	2	0	10	2	4	.500	-	-	-	0	0	—	0	2	2	1	2	0	0	-	0	4	2.0

McGuire, Richard (Dick/Tricky Dick/Dick The Knick) • Guard • 6-0 • 180 • College: St. John's (NY) • Born Jan. 25, 1926 in The Bronx, NY • Died Feb. 3, 2010

Selected in first round (eighth overall) of 1949 BAA Draft. Re-signed on Aug. 21, 1951, Nov. 5, 1952, Aug. 7, 1956 and Aug. 29, 1957. Traded to Detroit for 1958 first-round draft choice on Apr. 3, 1957. Also played for Detroit (1957-58 - 1959-60). Elected to Naismith Memorial Basketball Hall of Fame in 1993.

Regular Season

Season	G	GS	Min	FG	FGA	Pct.	3P	3PA	Pct.	FT	FTA	Pct.	Off	Def	Tot	Ast	PF	Dq	Stl	TO	Blk	Pts	Avg
1949-50	68	-	-	190	563	.337	-	-	-	204	313	.652	-	-	-	386	160	-	-	-	-	584	8.6
1950-51	64	-	-	179	482	.371	-	-	-	179	276	.649	-	-	334	400	154	2	-	-	-	537	8.4
1951-52	64	-	2018	204	474	.430	-	-	-	183	290	.631	-	-	332	388	181	4	-	-	-	591	9.2
1952-53	61	-	1783	142	373	.381	-	-	-	153	269	.569	-	-	280	296	172	3	-	-	-	437	7.2
1953-54	68	-	2343	201	493	.408	-	-	-	220	345	.638	-	-	310	354	199	3	-	-	-	622	9.1
1954-55	71	-	2310	226	581	.389	-	-	-	195	303	.644	-	-	322	542	143	0	-	-	-	647	9.1
1955-56	62	-	1685	152	438	.347	-	-	-	121	193	.627	-	-	220	362	146	0	-	-	-	425	6.9
1956-57	72	-	1191	140	366	.383	-	-	-	105	163	.644	-	-	146	222	103	0	-	-	-	385	5.3
Totals	**530**	**-**	**11330**	**1434**	**3770**	**.380**	**-**	**-**	**-**	**1360**	**2152**	**.632**	**-**	**-**	**1944**	**2950**	**1258**	**12**	**-**	**-**	**-**	**4228**	**8.0**

Playoffs

Season	G	GS	Min	FG	FGA	Pct.	3P	3PA	Pct.	FT	FTA	Pct.	Off	Def	Tot	Ast	PF	Dq	Stl	TO	Blk	Pts	Avg
1949-50	5	-	-	22	52	.423	-	-	-	19	26	.731	-	-	-	27	21	1	-	-	-	63	12.6
1950-51	14	-	-	25	80	.313	-	-	-	24	53	.453	-	-	83	78	50	1	-	-	-	74	5.3
1951-52	14	-	546	48	107	.449	-	-	-	49	86	.570	-	-	71	90	46	1	-	-	-	145	10.4
1952-53	11	-	360	24	59	.407	-	-	-	35	55	.636	-	-	63	70	25	0	-	-	-	83	7.5
1953-54	4	0	68	4	16	.250	-	-	-	3	5	.600	-	-	4	5	12	0	-	-	-	11	2.8
1954-55	3	0	75	6	19	.316	-	-	-	8	12	.667	-	-	9	12	7	0	-	-	-	20	6.7
Totals	**51**	**0**	**1049**	**129**	**333**	**.387**	**-**	**-**	**-**	**138**	**237**	**.582**	**-**	**-**	**230**	**282**	**161**	**3**	**-**	**-**	**-**	**396**	**7.8**

NBA All-Star

Season	Min	FG	FGA	Pct.	3P	3PA	Pct.	FT	FTA	Pct.	Off	Def	Tot	Ast	PF	Dq	Stl	TO	Blk	Pts
1951	-	3	4	.750	-	-	-	0	0	—	-	-	5	10	2	0	-	-	-	6
1952	18	0	0	—	-	-	-	1	3	.333	-	-	1	4	0	0	-	-	-	1
1954	24	2	5	.400	-	-	-	0	0	—	-	-	4	2	1	0	-	-	-	4
1955	25	1	2	.500	-	-	-	1	2	.500	-	-	3	6	1	0	-	-	-	3
1956	29	2	9	.222	-	-	-	2	5	.400	-	-	0	3	1	0	-	-	-	6
Totals	**96**	**8**	**20**	**.400**	**-**	**-**	**-**	**4**	**10**	**.400**	**-**	**-**	**13**	**25**	**5**	**0**	**-**	**-**	**-**	**20**

McKinney, Carlton • Forward/Guard • 6-5 • 210 • College: Southern Methodist • Born Oct. 21, 1964 in San Diego, CA

Signed as free agent on Sep. 30, 1991. Waived on Nov. 14, 1991. Also played for L.A. Clippers (1989-90).

Regular Season

Season	G	GS	Min	FG	FGA	Pct.	3P	3PA	Pct.	FT	FTA	Pct.	Off	Def	Tot	Ast	PF	Dq	Stl	TO	Blk	Pts	Avg
1991-92	2	0	9	2	9	.222	0	0	—	0	0	—	0	1	1	0	0	0	0	0	0	4	2.0

McMillen, Charles (Tom) • Center • 6-11 • 235 • College: Maryland • Born May 26, 1952 in Mansfield, PA

Traded from Buffalo, with Bob McAdoo, for John Gianelli and cash on Dec. 9, 1976. Traded to Atlanta for 1978 second-round draft choice on Nov. 14, 1977. Also played for Buffalo (1975-76 – 1976-77), Atlanta (1977-78 – 1982-83) and Washington (1983-84 – 1985-86).

Regular Season

Season	G	GS	Min	FG	FGA	Pct.	3P	3PA	Pct.	FT	FTA	Pct.	Off	Def	Tot	Ast	PF	Dq	Stl	TO	Blk	Pts	Avg
1976-77	56	22	1222	229	471	.486	-	-	-	70	87	.805	85	232	317	51	134	0	10	-	4	528	9.4
1977-78										Did Not Play													
Totals	**56**	**22**	**1222**	**229**	**471**	**.486**	**-**	**-**	**-**	**70**	**87**	**.805**	**85**	**232**	**317**	**51**	**134**	**0**	**10**	**-**	**4**	**528**	**9.4**

McMillian, James (Jim) • Forward • 6-5 • 225 • College: Columbia • Born Mar. 11, 1948 in Raeford, NC

Purchased from Buffalo on Sep. 10, 1976. Became free agent following 1977-78 season; received from Portland future draft choice as compensation. Also played for L.A. Lakers (1970-71 – 1972-73), Buffalo (1973-74 – 1975-76) and Portland (1978-79).

Regular Season

Season	G	GS	Min	FG	FGA	Pct.	3P	3PA	Pct.	FT	FTA	Pct.	Off	Def	Tot	Ast	PF	Dq	Stl	TO	Blk	Pts	Avg
1976-77	67	60	2158	298	642	.464	-	-	-	67	86	.779	66	241	307	139	103	0	63	-	5	663	9.9
1977-78	81	63	1977	288	623	.462	-	-	-	115	134	.858	80	209	289	205	116	0	76	104	17	691	8.5
Totals	**148**	**123**	**4135**	**586**	**1265**	**.463**	**-**	**-**	**-**	**182**	**220**	**.827**	**146**	**450**	**596**	**344**	**219**	**0**	**139**	**104**	**22**	**1354**	**9.1**

Playoffs

Season	G	GS	Min	FG	FGA	Pct.	3P	3PA	Pct.	FT	FTA	Pct.	Off	Def	Tot	Ast	PF	Dq	Stl	TO	Blk	Pts	Avg
1977-78	6	6	134	24	53	.453	-	-	-	5	6	.833	9	12	21	11	3	0	7	7	0	53	8.8

McNealy, Chris • Forward • 6-7 • 215 • College: San Jose State • Born Jul. 15, 1961 in Fresno, CA

Signed to 10-day contract on Feb. 13, 1986. Re-signed for remainder of season on Feb. 23, 1986. Re-signed as free agent on Jun. 17, 1986. Waived on Dec. 15, 1987.

Regular Season

Season	G	GS	Min	FG	FGA	Pct.	3P	3PA	Pct.	FT	FTA	Pct.	Off	Def	Tot	Ast	PF	Dq	Stl	TO	Blk	Pts	Avg
1985-86	30	6	627	70	144	.486	0	0	—	31	47	.660	62	141	203	41	88	2	38	35	12	171	5.7
1986-87	59	16	972	88	179	.492	0	0	—	52	80	.650	74	153	227	46	136	1	36	64	16	228	3.9
1987-88	19	0	265	23	74	.311	0	0	—	21	31	.677	24	40	64	23	50	1	16	17	2	67	3.5
Totals	**108**	**22**	**1864**	**181**	**397**	**.456**	**0**	**0**	**—**	**104**	**158**	**.658**	**160**	**334**	**494**	**110**	**274**	**4**	**90**	**116**	**30**	**466**	**4.3**

McNeill, Robert (Bob) • Guard • 6-1 • 180 • College: St. Joseph's (PA) • Born Oct. 22, 1938 in Philadelphia, PA

Selected in third round (19th pick overall) of 1960 NBA Draft. Traded to Chicago, with Charlie Tyra, for Dave Budd on May 16, 1961. Also played for Philadelphia (1961-62) and L.A. Lakers (1961-62).

Regular Season

Season	G	GS	Min	FG	FGA	Pct.	3P	3PA	Pct.	FT	FTA	Pct.	Off	Def	Tot	Ast	PF	Dq	Stl	TO	Blk	Pts	Avg
1960-61	75	-	1387	166	427	.389	-	-	-	105	126	.833	-	-	123	238	148	2	-	-	-	437	5.8

Meminger, Dean (The Dream) • Guard • 6-1 • 175 • College: Marquette • Born May 13, 1948 in Walterboro, SC

Selected in first round (16th pick overall) of 1971 NBA Draft. Signed on May 20, 1971. Selected by New Orleans in 1974 NBA Expansion Draft. Signed as free agent on Jan. 19, 1977. Waived in Jun. 1977. Also played for Atlanta (1974-75 – 1975-76).

Regular Season

Season	G	GS	Min	FG	FGA	Pct.	3P	3PA	Pct.	FT	FTA	Pct.	Off	Def	Tot	Ast	PF	Dq	Stl	TO	Blk	Pts	Avg
1971-72	78	3	1173	139	293	.474	-	-	-	79	140	.564	-	-	185	103	137	0	-	-	-	357	4.6
1972-73	80	8	1453	188	365	.515	-	-	-	81	129	.628	-	-	229	133	109	1	-	-	-	457	5.7
1973-74	78	50	2079	274	539	.508	-	-	-	103	160	.644	125	156	281	162	161	0	62	-	8	651	8.3
1976-77	32	0	254	15	36	.417	-	-	-	13	23	.565	12	14	26	29	17	8	62	-	1	43	1.3
Totals	**268**	**61**	**4959**	**616**	**1233**	**.500**	**-**	**-**	**-**	**276**	**452**	**.611**	**137**	**170**	**721**	**427**	**424**	**9**	**124**	**-**	**9**	**1508**	**5.6**

Playoffs

Season	G	GS	Min	FG	FGA	Pct.	3P	3PA	Pct.	FT	FTA	Pct.	Off	Def	Tot	Ast	PF	Dq	Stl	TO	Blk	Pts	Avg
1971-72	16	0	277	24	57	.421	-	-	-	17	27	.630	-	-	43	20	37	0	-	-	-	65	4.1
1972-73	17	0	323	31	56	.554	-	-	-	19	34	.559	-	-	37	37	29	1	-	-	-	81	4.8
1973-74	12	0	179	11	32	.344	-	-	-	1	5	.200	9	15	24	25	19	0	4	-	0	23	1.9
Totals	**45**	**0**	**779**	**66**	**145**	**.455**	**-**	**-**	**-**	**37**	**66**	**.561**	**9**	**15**	**104**	**82**	**85**	**1**	**4**	**-**	**0**	**169**	**3.8**

Meriweather, Joe C. • Center • 6-10 • 218 • College: Southern Illinois • Born Oct. 26, 1953 in Phenix City, AL

Traded from New Orleans for Spencer Haywood on Jan. 5, 1979. Traded to Kansas City, with 1981 first-round draft choice in three-team deal with Cleveland on Sep. 25, 1980; Kansas City sent Bill Robinzine to Cleveland; Cleveland sent Michael Russell to New York. Also played for Houston (1975-76) Atlanta (1976-77), New Orleans (1977-78 – 1978-79) and Kansas City (1980-81 – 1984-85).

Regular Season

Season	G	GS	Min	FG	FGA	Pct.	3P	3PA	Pct.	FT	FTA	Pct.	Off	Def	Tot	Ast	PF	Dq	Stl	TO	Blk	Pts	Avg
1978-79	41	26	1053	158	313	.505	-	-	-	75	109	.688	81	144	225	48	178	8	23	85	53	391	9.5
1979-80	65	30	1565	252	477	.528	0	1	.000	78	121	.645	122	228	350	66	239	8	37	112	120	582	9.0
Totals	**106**	**56**	**2618**	**410**	**790**	**.519**	**0**	**1**	**.000**	**153**	**230**	**.665**	**203**	**372**	**575**	**114**	**417**	**16**	**60**	**197**	**173**	**973**	**9.2**

Miles, Edward (Eddie/The Shot) • Guard/Forward • 6-4 • 195 • College: Seattle • Born Jul. 5, 1940 in North Little Rock, AR

Signed on Oct. 22, 1971. Waived on Sep. 14, 1972. Also played for Detroit (1963-64 – 1969-70) and Baltimore (1969-70 – 1970-71).

Regular Season

Season	G	GS	Min	FG	FGA	Pct.	3P	3PA	Pct.	FT	FTA	Pct.	Off	Def	Tot	Ast	PF	Dq	Stl	TO	Blk	Pts	Avg
1971-72	42	0	198	23	64	.359	-	-	-	16	18	.889	-	-	16	17	46	0	-	-	-	62	1.5

Playoffs

Season	G	GS	Min	FG	FGA	Pct.	3P	3PA	Pct.	FT	FTA	Pct.	Off	Def	Tot	Ast	PF	Dq	Stl	TO	Blk	Pts	Avg
1971-72	9	0	17	0	6	.000	-	-	-	4	5	.800	-	-	8	1	2	0	-	-	-	4	0.4

Milicic, Darko • Center • 7-0 • 275 • College: None • Born Jun. 20, 1985 in Novi Sad, Serbia

Traded from Memphis for Quentin Richardson and cash considerations on Jun. 25, 2009. Traded to Minnesota, with cash considerations, for Brian Cardinal on Feb. 17, 2010. Also played for Detroit (2003-04 – 2005-2006), Orlando (2005-06 – 2006-07), Memphis (2007-08 – 2008-09) and Minnesota (2009-10 – 2011-12).

Regular Season

Season	G	GS	Min	FG	FGA	Pct.	3P	3PA	Pct.	FT	FTA	Pct.	Off	Def	Tot	Ast	PF	Dq	Stl	TO	Blk	Pts	Avg
2009-10	8	0	71	8	17	.471	0	0	—	0	0	-	5	13	18	4	7	0	4	2	1	16	2.0

Militzok, Nathan (Nat) • Guard • 6-3 • 195 • College: Cornell • Born May 3, 1923 in The Bronx, NY • Died May 14, 2009

Member of Original 1946-47 Knicks. Also played for Toronto (1946-47).

Regular Season

Season	G	GS	Min	FG	FGA	Pct.	3P	3PA	Pct.	FT	FTA	Pct.	Off	Def	Tot	Ast	PF	Dq	Stl	TO	Blk	Pts	Avg
1946-47	36	-	-	52	214	.243	-	-	-	40	73	.548	-	-	-	28	-	-	-	-	-	144	4.0

Mills, Chris • Forward • 6-7 • 216 • College: Arizona • Born Jan. 25, 1970 in Los Angeles, CA

Traded from Boston, with two future second-round draft choices, for Walter McCarty, Dontaé Jones, John Thomas and Scott Brooks on Oct. 22, 1997. Traded to Golden State, with John Starks and Terry Cummings, for Latrell Sprewell on Jan. 21, 1999. Also played for Cleveland (1993-94 – 1996-97) and Golden State (1998-99 – 2002-03).

Regular Season

Season	G	GS	Min	FG	FGA	Pct.	3P	3PA	Pct.	FT	FTA	Pct.	Off	Def	Tot	Ast	PF	Dq	Stl	TO	Blk	Pts	Avg
1997-98	80	29	2183	292	675	.433	40	137	.292	152	189	.804	120	288	408	133	218	3	45	107	30	776	9.7

Playoffs

Season	G	GS	Min	FG	FGA	Pct.	3P	3PA	Pct.	FT	FTA	Pct.	Off	Def	Tot	Ast	PF	Dq	Stl	TO	Blk	Pts	Avg
1997-98	9	2	168	15	35	.429	4	10	.400	10	12	.833	8	19	27	5	21	0	8	6	2	44	4.9

Misaka, Wataru (Wat) • Guard • 5-7 • 150 • College: Utah • Born Dec. 21, 1923 in Ogden, UT

Selected in 1947 BAA Draft (negotiation list). Waived on Nov. 24, 1947.

Regular Season

Season	G	GS	Min	FG	FGA	Pct.	3P	3PA	Pct.	FT	FTA	Pct.	Off	Def	Tot	Ast	PF	Dq	Stl	TO	Blk	Pts	Avg
1947-48	3	-	-	3	13	.231	-	-	-	1	3	.333	-	-	-	0	7	-	-	-	-	7	2.3

Mohammed, Nazr • Center • 6-10 • 250 • College: Kentucky • Born Sep. 5, 1977 in Chicago, IL

Traded from Atlanta as part of three-team deal on Feb. 15, 2004; Knicks acquired Tim Thomas from Milwaukee; Atlanta acquired Joel Przybilla from Milwaukee and Michael Doleac from New York; Milwaukee acquired Keith Van Horn from New York. Traded to San Antonio, with Jamison Brewer, for Malik Rose and conditional first-round draft choices in 2005 and 2006 on Feb. 24, 2005. Also played for Philadelphia (1998-99 – 2000-01), Atlanta (2000-01 – 2003-04), San Antonio (2004-05 – 2005-06), Detroit (2006-07 - 2007-08), Charlotte (2007-08 – 2010-11) and Oklahoma City (2010-11 – 2011-12).

Regular Season

Season	G	GS	Min	FG	FGA	Pct.	3P	3PA	Pct.	FT	FTA	Pct.	Off	Def	Tot	Ast	PF	Dq	Stl	TO	Blk	Pts	Avg
2003-04	27	23	673	108	192	.563	0	0	---	31	59	.525	77	130	207	16	82	1	33	41	25	247	9.1
2004-05	54	54	1519	234	460	.509	0	1	.000	121	171	.708	169	270	439	26	172	2	53	81	53	589	10.9
Totals	**81**	**77**	**2192**	**342**	**652**	**.525**	**0**	**1**	**.000**	**152**	**230**	**.661**	**246**	**400**	**646**	**42**	**254**	**3**	**86**	**122**	**78**	**836**	**10.3**

Playoffs

Season	G	GS	Min	FG	FGA	Pct.	3P	3PA	Pct.	FT	FTA	Pct.	Off	Def	Tot	Ast	PF	Dq	Stl	TO	Blk	Pts	Avg
2003-04	4	4	97	15	30	.500	0	0	---	11	16	.688	10	13	23	1	18	1	6	7	3	41	10.3

Molis, Wayne (Moe) • Forward • 6-8 • 230 • College: Lewis • Born Apr. 17, 1943 in Chicago, IL • Died Mar. 24, 2002

Selected by San Diego in 1967 NBA Expansion Draft. Also played for Oakland (1967-68) and Houston (1967-68) of ABA.

Regular Season

Season	G	GS	Min	FG	FGA	Pct.	3P	3PA	Pct.	FT	FTA	Pct.	Off	Def	Tot	Ast	PF	Dq	Stl	TO	Blk	Pts	Avg
1966-67	13	0	75	19	51	.373	-	-	-	7	13	.538	-	-	22	2	9	0	-	-	-	45	3.5

Playoffs

Season	G	GS	Min	FG	FGA	Pct.	3P	3PA	Pct.	FT	FTA	Pct.	Off	Def	Tot	Ast	PF	Dq	Stl	TO	Blk	Pts	Avg
1966-67	1	0	10	0	2	.000	-	-	-	0	0	—	-	-	1	1	1	0	-	-	0	0	0.0

NEW YORK
6
NEW YORK
16
16

Monroe, Earl (The Pearl) • Guard • 6-3 • 190 • College: Winston-Salem State • Born Nov. 21, 1944 in Philadelphia, PA

Traded from Baltimore for Mike Riordan, Dave Stallworth and cash on Nov. 10, 1971. Retired following 1979-80 season. Also played for Baltimore (1967-68 – 1971-72). Elected to Naismith Memorial Basketball Hall of Fame in 1990.

Regular Season

Season	G	GS	Min	FG	FGA	Pct.	3P	3PA	Pct.	FT	FTA	Pct.	Off	Def	Tot	Ast	PF	Dq	Stl	TO	Blk	Pts	Avg
1971-72	60	8	1234	261	598	.436	-	-	-	162	206	.786	-	-	92	132	130	1	-	-	-	684	11.4
1972-73	75	74	2370	496	1016	.488	-	-	-	171	208	.822	-	-	245	288	195	1	-	-	-	1163	15.5
1973-74	41	33	1194	240	513	.468	-	-	-	93	113	.823	22	99	121	110	97	0	34	-	19	573	14.0
1974-75	78	77	2814	668	1462	.457	-	-	-	297	359	.827	56	271	327	270	200	0	108	-	29	1633	20.9
1975-76	76	76	2889	647	1354	.478	-	-	-	280	356	.787	48	225	273	304	209	1	111	-	22	1574	20.7
1976-77	77	76	2656	613	1185	.517	-	-	-	307	366	.839	45	178	223	366	197	0	91	-	23	1533	19.9
1977-78	76	73	2369	556	1123	.495	-	-	-	242	291	.832	47	135	182	361	189	0	60	179	19	1354	17.8
1978-79	64	24	1393	329	699	.471	-	-	-	129	154	.838	26	48	74	189	123	0	48	98	6	787	12.3
1979-80	51	0	633	161	352	.457	0	0	—	56	64	.875	16	20	36	67	46	0	21	28	3	378	7.4
Totals	**598**	**441**	**17552**	**3971**	**8302**	**.478**	**0**	**0**	**—**	**1737**	**2117**	**.821**	**260**	**976**	**1573**	**2087**	**1386**	**3**	**473**	**305**	**121**	**9679**	**16.2**

Playoffs

Season	G	GS	Min	FG	FGA	Pct.	3P	3PA	Pct.	FT	FTA	Pct.	Off	Def	Tot	Ast	PF	Dq	Stl	TO	Blk	Pts	Avg
1971-72	16	0	429	76	185	.411	-	-	-	45	57	.789	-	-	45	47	41	0	-	-	-	197	12.3
1972-73	16	16	504	111	211	.526	-	-	-	36	48	.750	-	-	51	51	39	0	-	-	-	258	16.1
1973-74	12	12	407	81	165	.491	-	-	-	47	55	.855	8	40	48	25	26	0	8	-	9	209	17.4
1974-75	3	3	89	12	45	.267	-	-	-	18	22	.818	1	8	9	6	6	0	4	-	2	42	14.0
1977-78	6	6	145	24	62	.387	-	-	-	11	18	.611	1	4	5	17	15	0	6	6	0	59	9.8
Totals	**53**	**37**	**1574**	**304**	**668**	**.455**	**-**	**-**	**-**	**157**	**200**	**.785**	**10**	**52**	**158**	**146**	**127**	**0**	**18**	**-**	**11**	**765**	**14.4**

NBA All-Star

Season	Min	FG	FGA	Pct.	3P	3PA	Pct.	FT	FTA	Pct.	Off	Def	Tot	Ast	PF	Dq	Stl	TO	Blk	Pts
1975	25	3	8	.375	-	-	-	3	5	.600	0	3	3	2	2	0	1	-	0	9
1977	15	2	7	.286	-	-	-	0	0	—	0	0	0	3	1	0	0	-	0	4
Totals	**40**	**5**	**15**	**.333**	**-**	**-**	**-**	**3**	**5**	**.600**	**0**	**3**	**3**	**5**	**3**	**0**	**1**	**-**	**0**	**13**

Morris, Randolph • Center/ Forward • 6-11 • 260 • College: Kentucky • Born Jan. 2, 1986 in Houston, TX

Signed as free agent on Mar. 23, 2007. Became free agent following 2007-08 season. Also played for Atlanta (2008-09 – 2009-10).

Regular Season

Season	G	GS	Min	FG	FGA	Pct.	3P	3PA	Pct.	FT	FTA	Pct.	Off	Def	Tot	Ast	PF	Dq	Stl	TO	Blk	Pts	Avg
2006-07	5	0	44	1	6	.167	0	0	---	2	6	.333	1	8	9	1	4	0	2	2	1	4	0.8
2007-08	18	2	181	21	58	.362	0	0	---	14	29	.483	12	25	37	2	37	1	4	9	2	56	3.1
Totals	**23**	**2**	**225**	**22**	**64**	**.344**	**0**	**0**	**---**	**16**	**35**	**.457**	**13**	**33**	**46**	**3**	**41**	**1**	**6**	**11**	**3**	**60**	**2.6**

Mozgov, Timofey • Center • 7-1 • 250 • College: none • Born Jul. 16, 1986 in St. Petersburg, Russia

Signed as a free agent on Jul. 13, 2010. Traded to Denver as part of three-team deal on Feb. 22, 2011; Sent with Wilson Chandler, Raymond Felton, Danilo Gallinari, a future first-round draft selection, two future second-round selections and cash and future draft considerations to Denver for Carmelo Anthony, Renaldo Balkman, Chauncey Billups, Anthony Carter and Shelden Williams. Minnesota sent Corey Brewer to New York for Eddy Curry, Anthony Randolph and cash considerations, and sent Kosta Koufos to Denver in exchange for a future second round draft pick. Also played for Denver (2010-11 – 2011-12).

Regular Season

Season	G	GS	Min	FG	FGA	Pct.	3P	3PA	Pct.	FT	FTA	Pct.	Off	Def	Tot	Ast	PF	Dq	Stl	TO	Blk	Pts	Avg
2010-11	34	14	458	52	112	.464	0	0	---	31	44	.705	41	63	104	15	76	1	14	32	23	135	4.0

Mullens, Robert (Bob) • Guard • 6-1 • 175 • College: Fordham • Born Nov. 1, 1922 • Died Jul. 15, 1989

Member of Original 1946-47 Knicks. Also played for Toronto (1946-47).

Regular Season

Season	G	GS	Min	FG	FGA	Pct.	3P	3PA	Pct.	FT	FTA	Pct.	Off	Def	Tot	Ast	PF	Dq	Stl	TO	Blk	Pts	Avg
1946-47	26	-	-	27	104	.260	-	-	-	22	34	.647	-	-	-	18	-	-	-	-	-	76	2.9

Murphy, Richard (Dick) • Guard • 6-1 • 180 • College: Manhattan • Born Mar. 10, 1921 • Died Oct. 22, 1973

Member of Original 1946-47 Knicks. Also played for Boston (1946-47).

Regular Season

Season	G	GS	Min	FG	FGA	Pct.	3P	3PA	Pct.	FT	FTA	Pct.	Off	Def	Tot	Ast	PF	Dq	Stl	TO	Blk	Pts	Avg
1946-47	24	-	-	14	58	.241	-	-	-	4	5	.800	-	-	-	5	-	-	-	-	-	32	1.3

Murphy, John (Moe) • Guard • 6-2 • 180 • College: none • Born Sep. 13, 1924 • Died Jan. 29, 2003

Also played for Philadelphia (1946-47).

Regular Season

Season	G	GS	Min	FG	FGA	Pct.	3P	3PA	Pct.	FT	FTA	Pct.	Off	Def	Tot	Ast	PF	Dq	Stl	TO	Blk	Pts	Avg
1946-47	9	-	-	8	25	.320	-	-	-	8	12	.667	-	-	-	0	-	-	-	-	-	24	2.7

Mustaf, Jerrod • Forward • 6-10 • 245 • College: Maryland • Born Oct. 28, 1969 in Whiteville, NC

Selected in first round (17th pick overall) of 1990 NBA Draft. Traded, with Trent Tucker and 1992 and 1994 second-round draft choices, to Phoenix for Xavier McDaniel on Oct. 1, 1991. Also played for Phoenix (1991-92 – 1993-94).

Regular Season

Season	G	GS	Min	FG	FGA	Pct.	3P	3PA	Pct.	FT	FTA	Pct.	Off	Def	Tot	Ast	PF	Dq	Stl	TO	Blk	Pts	Avg
1990-91	62	5	825	106	228	.465	0	1	.000	56	87	.644	51	118	169	36	109	0	15	61	14	268	4.3

Playoffs

Season	G	GS	Min	FG	FGA	Pct.	3P	3PA	Pct.	FT	FTA	Pct.	Off	Def	Tot	Ast	PF	Dq	Stl	TO	Blk	Pts	Avg
1990-91	3	0	22	4	5	.800	0	0	—	4	5	.800	3	2	5	0	2	0	0	1	1	12	4.0

Mutombo, Dikembe (Deke) • Center • 7-2 • 261 • College: Georgetown • Born Jun. 25, 1966 in Kinshasa, Zaire

Signed as free agent on Oct. 9, 2003. Traded to Chicago, with Othella Harrington, Cezary Trybanski and Frank Williams, for Jamal Crawford and Jerome Williams on Aug. 5, 2004. Also played for Denver (1991-92 – 1995-96), Atlanta (1996-97 – 2000-01), Philadelphia (2000-01 – 2001-02), New Jersey (2002-03) and Houston (2004-05 – 2008-09).

Regular Season

Season	G	GS	Min	FG	FGA	Pct.	3P	3PA	Pct.	FT	FTA	Pct.	Off	Def	Tot	Ast	PF	Dq	Stl	TO	Blk	Pts	Avg
2003-04	65	56	1494	141	295	.478	0	0	---	81	119	.681	145	292	437	25	141	0	17	54	123	363	5.6

Playoffs

Season	G	GS	Min	FG	FGA	Pct.	3P	3PA	Pct.	FT	FTA	Pct.	Off	Def	Tot	Ast	PF	Dq	Stl	TO	Blk	Pts	Avg
2003-04	3	0	38	2	6	.333	0	0	---	3	3	1.000	4	6	10	0	6	0	1	3	4	7	2.3

Myers, Peter (Pete/Skeeter Hawk) • Guard/Forward • 6-6 • 190 • College: Arkansas-Little Rock • Born Sep. 15, 1963 in Mobile, AL

Signed as free agent on Dec. 20, 1988. Waived on Feb. 2, 1990. Signed as free agent on Oct. 1, 1997. Waived on Jan. 6, 1998. Also played for Chicago (1986-87, 1993-94 – 1994-95), San Antonio (1987-88, 1990-91), Philadelphia (1988-89), New Jersey (1989-90), Charlotte (1995-96) and Miami (1995-96).

Regular Season

Season	G	GS	Min	FG	FGA	Pct.	3P	3PA	Pct.	FT	FTA	Pct.	Off	Def	Tot	Ast	PF	Dq	Stl	TO	Blk	Pts	Avg
1988-89	29	0	230	25	61	.410	0	2	.000	31	44	.705	12	11	23	46	41	0	17	19	2	81	2.8
1989-90	24	0	208	15	45	.333	0	1	.000	16	31	.516	10	18	28	35	39	0	15	18	2	46	1.9
1997-98	9	0	40	5	10	.500	0	0	—	4	6	.667	5	5	10	3	7	0	4	4	0	14	1.6
Totals	**62**	**0**	**478**	**45**	**116**	**.388**	**0**	**3**	**.000**	**51**	**81**	**.630**	**27**	**34**	**61**	**84**	**87**	**0**	**36**	**41**	**4**	**141**	**2.3**

Playoffs

Season	G	GS	Min	FG	FGA	Pct.	3P	3PA	Pct.	FT	FTA	Pct.	Off	Def	Tot	Ast	PF	Dq	Stl	TO	Blk	Pts	Avg
1988-89	4	0	14	0	0	—	0	0	—	4	6	.667	1	2	3	1	2	0	0	0	1	4	1.0

Nailon, Lee • Forward • 6-8 • 241 • College: Texas Christian • Born Feb. 22, 1975 in South Bend, IN

Signed as free agent on Oct. 30, 2002. Became free agent following 2002-03 season. Also played for Charlotte (2000-01 - 2001-02), Atlanta (2003-04), Orlando (2003-04), Cleveland (2003-04), New Orleans (2004-05) and Philadelphia (2005-06).

Regular Season

Season	G	GS	Min	FG	FGA	Pct.	3P	3PA	Pct.	FT	FTA	Pct.	Off	Def	Tot	Ast	PF	Dq	Stl	TO	Blk	Pts	Avg
2002-03	38	0	405	84	190	.442	0	1	.000	42	51	.824	32	38	70	26	46	0	6	32	3	210	5.5

Naulls, William (Willie) • Forward • 6-6 • 225 • College: UCLA • Born Oct. 7, 1934 in Dallas, TX

Traded from St. Louis for Slater Martin on Dec. 10, 1956. Traded, with Kenny Sears, to San Francisco for Tom Gola on Dec. 5, 1962. Also played for St. Louis (1956-57), San Francisco (1962-63) and Boston (1963-64 – 1965-66).

Regular Season

Season	G	GS	Min	FG	FGA	Pct.	3P	3PA	Pct.	FT	FTA	Pct.	Off	Def	Tot	Ast	PF	Dq	Stl	TO	Blk	Pts	Avg
1956-57	52	-	1340	216	600	.360	-	-	-	91	132	.689	-	-	443	61	130	0	-	-	-	523	10.1
1957-58	68	-	2369	472	1189	.397	-	-	-	284	344	.826	-	-	799	97	220	4	-	-	-	1228	18.1
1958-59	68	-	2061	405	1072	.378	-	-	-	258	311	.830	-	-	723	102	233	8	-	-	-	1068	15.7
1959-60	65	-	2250	551	1286	.428	-	-	-	286	342	.836	-	-	921	136	214	4	-	-	-	1388	21.4
1960-61	79	-	2976	737	1723	.428	-	-	-	372	456	.816	-	-	1055	191	268	5	-	-	-	1846	23.4
1961-62	75	-	2978	747	1798	.415	-	-	-	383	455	.842	-	-	867	192	260	7	-	-	-	1877	25.0
1962-63	23	-	676	155	375	.413	-	-	-	78	96	.813	-	-	200	44	76	0	-	-	-	388	16.9
Totals	**430**	**-**	**14650**	**3283**	**8043**	**.408**	**-**	**-**	**-**	**1752**	**2136**	**.820**	**-**	**-**	**5008**	**823**	**1401**	**28**	**-**	**-**	**-**	**8318**	**19.3**

Playoffs

Season	G	GS	Min	FG	FGA	Pct.	3P	3PA	Pct.	FT	FTA	Pct.	Off	Def	Tot	Ast	PF	Dq	Stl	TO	Blk	Pts	Avg
1958-59	2	1	63	14	42	.333	-	-	-	6	8	.750	-	-	21	3	11	1	-	-	-	34	17.0

NBA All-Star

Season	Min	FG	FGA	Pct.	3P	3PA	Pct.	FT	FTA	Pct.	Off	Def	Tot	Ast	PF	Dq	Stl	TO	Blk	Pts
1958	15	3	9	.333	-	-	-	2	2	1.000	-	-	3	0	0	0	-	-	-	8
1960	26	5	19	.263	-	-	-	3	4	.750	-	-	10	0	1	0	-	-	-	13
1961	16	4	6	.667	-	-	-	0	1	.000	-	-	6	2	2	0	-	-	-	8
1962	21	5	16	.313	-	-	-	1	1	1.000	-	-	7	0	5	0	-	-	-	11
Totals	**78**	**17**	**50**	**.340**	**-**	**-**	**-**	**6**	**8**	**.750**	**-**	**-**	**26**	**2**	**8**	**0**	**-**	**-**	**-**	**40**

Newlin, Michael (Mike) • Guard • 6-4 • 200 • College: Utah • Born Jan. 2, 1949 in Portland, OR

Traded from New Jersey for Mike Woodson on Jun. 10, 1981. Waived on Oct. 18, 1982. Also played for Houston (1971-72 –1978-79) and New Jersey (1979-80 – 1980-81).

Regular Season

Season	G	GS	Min	FG	FGA	Pct.	3P	3PA	Pct.	FT	FTA	Pct.	Off	Def	Tot	Ast	PF	Dq	Stl	TO	Blk	Pts	Avg
1981-82	76	32	1507	286	615	.465	7	23	.304	126	147	.857	36	55	91	170	194	2	33	104	3	705	9.3

Newman, John (Johnny/J. New) • Forward • 6-7 • 210 • College: Richmond • Born Nov. 28, 1963 in Danville, VA

Signed as free agent on Nov. 12, 1987. Became free agent following 1989-90 season. Also played for Cleveland (1986-87, 1998-99), Charlotte (1990-91 – 1993-94), New Jersey (1993-94, 1999-2000 – 2000-01), Milwaukee (1994-95 – 1996-97), Denver (1997-98) and Dallas (2001-02).

Regular Season

Season	G	GS	Min	FG	FGA	Pct.	3P	3PA	Pct.	FT	FTA	Pct.	Off	Def	Tot	Ast	PF	Dq	Stl	TO	Blk	Pts	Avg
1987-88	77	25	1589	270	620	.435	26	93	.280	207	246	.841	87	72	159	62	204	5	72	103	11	773	10.0
1988-89	81	80	2336	455	957	.475	97	287	.338	286	351	.815	93	113	206	162	259	4	111	153	23	1293	16.0
1989-90	80	69	2277	374	786	.476	45	142	.317	239	299	.799	60	131	191	180	254	3	95	143	22	1032	12.9
Totals	**238**	**174**	**6202**	**1099**	**2363**	**.465**	**168**	**522**	**.322**	**732**	**896**	**.817**	**240**	**316**	**556**	**404**	**717**	**12**	**278**	**399**	**56**	**3098**	**13.0**

Playoffs

Season	G	GS	Min	FG	FGA	Pct.	3P	3PA	Pct.	FT	FTA	Pct.	Off	Def	Tot	Ast	PF	Dq	Stl	TO	Blk	Pts	Avg
1987-88	4	2	113	31	68	.456	0	9	.000	14	16	.875	8	3	11	7	16	0	6	6	1	76	19.0
1988-89	9	9	258	50	107	.467	7	28	.250	38	49	.776	13	12	25	17	27	1	8	18	1	145	16.1
1989-90	10	0	231	38	85	.447	4	10	.400	37	49	.755	11	10	21	10	41	1	9	17	3	117	11.7
Totals	**23**	**11**	**602**	**119**	**260**	**.458**	**11**	**47**	**.234**	**89**	**114**	**.781**	**32**	**25**	**57**	**34**	**84**	**2**	**23**	**41**	**5**	**338**	**14.7**

Nichols, Demetris • Guard • 6-8 • 216 • College: Syracuse • Born Sep. 4, 1984 in Boston, MA

Draft rights traded from Portland in exchange for 2008 second round draft choice on Jun. 28, 2007. Signed to contract on Oct. 1, 2007. Waived on Oct. 25, 2007. Signed to the first of two 10-day contracts on Mar. 6, 2009. Also played for Chicago (2007-08, 2008-09) and Cleveland (2007-08).

Regular Season

Season	G	GS	Min	FG	FGA	Pct.	3P	3PA	Pct.	FT	FTA	Pct.	Off	Def	Tot	Ast	PF	Dq	Stl	TO	Blk	Pts	Avg
2008-09	2	0	9	2	5	.400	0	1	.000	1	2	.500	0	2	2	0	0	0	0	0	1	5	2.5

Noel, Paul • Forward • 6-4 • 185 • College: Kentucky • Born Aug. 17, 1924 in Midway, KY • Died Nov. 16, 2005

Traded to Rochester for Ray Ellefson on Aug. 15, 1950. Also played for Rochester (1950-51 - 1951-52).

Regular Season

Season	G	GS	Min	FG	FGA	Pct.	3P	3PA	Pct.	FT	FTA	Pct.	Off	Def	Tot	Ast	PF	Dq	Stl	TO	Blk	Pts	Avg
1947-48	29	-	-	40	138	.290	-	-	-	19	30	.633	-	-	-	3	41	-	-	-	-	99	3.4
1948-49	47	-	-	70	277	.253	-	-	-	37	60	.617	-	-	-	33	84	-	-	-	-	177	3.8
1949-50	65	-	-	98	291	.337	-	-	-	53	87	.609	-	-	-	67	132	-	-	-	-	249	3.8
Totals	**141**	**-**	**-**	**208**	**706**	**.295**	**-**	**-**	**-**	**109**	**177**	**.616**	**-**	**-**	**-**	**103**	**257**	**-**	**-**	**-**	**-**	**525**	**3.7**

Playoffs

Season	G	GS	Min	FG	FGA	Pct.	3P	3PA	Pct.	FT	FTA	Pct.	Off	Def	Tot	Ast	PF	Dq	Stl	TO	Blk	Pts	Avg
1947-48	3	-	-	0	7	.000	-	-	-	0	1	.000	-	-	-	0	4	-	-	-	-	0	0.0
1948-49	4	-	-	5	12	.417	-	-	-	4	5	.800	-	-	-	2	12	-	-	-	-	14	4.7
1949-50	5	-	-	1	7	.143	-	-	-	1	3	.333	-	-	-	1	8	-	-	-	-	3	0.6
Totals	**12**	**-**	**-**	**6**	**26**	**.231**	**-**	**-**	**-**	**5**	**9**	**.556**	**-**	**-**	**-**	**3**	**24**	**-**	**-**	**-**	**-**	**17**	**1.5**

Nordmann, Robert (Bob) • Center • 6-10 • 255 • College: St. Louis • Born Dec. 11, 1939 in St. Louis, MO

Signed as free agent on Jan. 1, 1963. Waived in Nov. 1963. Also played for Cincinnati (1961-62), St. Louis (1962-63 - 1963-64) and Boston (1964-65).

Regular Season

Season	G	GS	Min	FG	FGA	Pct.	3P	3PA	Pct.	FT	FTA	Pct.	Off	Def	Tot	Ast	PF	Dq	Stl	TO	Blk	Pts	Avg
1962-63	26	-	729	120	239	.502	-	-	-	38	83	.458	-	-	231	39	107	6	-	-	-	278	10.7
1963-64	7	-	106	13	25	.520	-	-	-	8	14	.571	-	-	25	1	19	0	-	-	-	34	4.9
Totals	**33**	**-**	**835**	**133**	**264**	**.504**	**-**	**-**	**-**	**46**	**97**	**.474**	**-**	**-**	**256**	**40**	**126**	**6**	**-**	**-**	**-**	**312**	**9.5**

Novak, Steve • Forward • 6-10 • 225 • College: Marquette • Born Jun. 13, 1983 in Libertyville, IL

Claimed off waivers from San Antonio on Dec. 21, 2012. Re-signed on Jul. 12, 2012. Also played for Houston (2006-07 – 2007-08), L.A. Clippers (2008-09 – 2009-10), Dallas (2010-11) and San Antonio (2010-11).

Regular Season

Season	G	GS	Min	FG	FGA	Pct.	3P	3PA	Pct.	FT	FTA	Pct.	Off	Def	Tot	Ast	PF	Dq	Stl	TO	Blk	Pts	Avg
2011-12	54	0	1020	161	337	.478	133	282	.472	22	26	.846	9	95	104	12	59	0	16	21	9	477	8.8

Playoffs

Season	G	GS	Min	FG	FGA	Pct.	3P	3PA	Pct.	FT	FTA	Pct.	Off	Def	Tot	Ast	PF	Dq	Stl	TO	Blk	Pts	Avg
2011-12	5	1	95	4	9	.444	4	7	.571	0	0	---	3	12	15	0	7	0	0	3	1	12	2.4

Norris, Martyn (Moochie) • Guard • 6-1 • 175 • College: West Florida • Born Jul. 23, 1973 in Washington, D.C.

Traded from Houston, with John Amaechi, for Clarence Weatherspoon on Dec. 30, 2003. Traded, with Vin Baker and 2006 second-round draft choice, to Houston for Maurice Taylor on Feb. 24, 2005. Also played for Vancouver (1996-97), Seattle (1988-99), Houston (1999-2000 - 2003-04, 2004-05 - 2005-06) and New Orleans/Oklahoma City (2005-06).

Regular Season

Season	G	GS	Min	FG	FGA	Pct.	3P	3PA	Pct.	FT	FTA	Pct.	Off	Def	Tot	Ast	PF	Dq	Stl	TO	Blk	Pts	Avg
2003-04	36	0	446	53	130	.408	12	35	.343	36	47	.766	8	27	35	73	35	0	28	34	3	154	4.3
2004-05	32	0	321	32	93	.344	0	12	.000	18	22	.818	9	33	42	34	42	0	17	25	2	82	2.6
Totals	**68**	**0**	**767**	**85**	**223**	**.381**	**12**	**47**	**.255**	**54**	**69**	**.783**	**17**	**60**	**77**	**107**	**77**	**0**	**45**	**59**	**5**	**236**	**3.5**

Playoffs

Season	G	GS	Min	FG	FGA	Pct.	3P	3PA	Pct.	FT	FTA	Pct.	Off	Def	Tot	Ast	PF	Dq	Stl	TO	Blk	Pts	Avg
2003-04	Not On Playoff Roster																						

Oakley, Charles (Oak/Tree/Big Daddy) • Forward • 6-9 • 245 • College: Virginia Union • Born Dec. 18, 1963 in Cleveland, OH

Traded from Chicago, with 1988 first and third-round draft choices, for Bill Cartwright and 1988 first and third-round draft choices on Jun. 27, 1988. Traded, with draft rights to Sean Marks and cash, to Toronto for Marcus Camby on Jun. 25, 1998. Also played for Chicago (1985-86 – 1987-88, 2001-02),Toronto (1998-99 – 2000-01), Washington (2002-03) and Houston (2003-04).

Regular Season

Season	G	GS	Min	FG	FGA	Pct.	3P	3PA	Pct.	FT	FTA	Pct.	Off	Def	Tot	Ast	PF	Dq	Stl	TO	Blk	Pts	Avg
1988-89	82	82	2604	426	835	.510	12	48	.250	197	255	.773	343	518	861	187	270	1	104	248	14	1061	12.9
1989-90	61	61	2196	336	641	.524	0	3	.000	217	285	.761	258	469	727	146	220	3	64	165	16	889	14.6
1990-91	76	74	2739	307	595	.516	0	2	.000	239	305	.784	305	615	920	204	288	4	62	215	17	853	11.2
1991-92	82	82	2309	210	402	.522	0	3	.000	86	117	.735	256	444	700	133	258	2	67	123	15	506	6.2
1992-93	82	82	2230	219	431	.508	0	1	.000	127	176	.722	288	420	708	126	289	5	85	124	15	565	6.9
1993-94	82	82	2932	363	760	.478	0	3	.000	243	313	.776	349	616	965	218	293	4	110	193	18	969	11.8
1994-95	50	49	1567	192	393	.489	3	12	.250	119	150	.793	155	290	445	126	179	3	60	103	7	506	10.1
1995-96	53	51	1775	211	448	.471	7	26	.269	175	210	.833	162	298	460	137	195	6	58	104	14	604	11.4
1996-97	80	80	2873	339	694	.488	5	19	.263	181	224	.808	246	535	781	221	305	4	111	171	21	864	10.8
1997-98	79	79	2734	307	698	.440	0	6	.000	97	114	.851	218	506	724	201	280	4	123	126	22	711	9.0
Totals	**727**	**722**	**23959**	**2910**	**5897**	**.493**	**27**	**123**	**.220**	**1681**	**2149**	**.782**	**2580**	**4711**	**7291**	**1699**	**2577**	**36**	**8441572**	**159**	**7528**	**10.4**

Playoffs

Season	G	GS	Min	FG	FGA	Pct.	3P	3PA	Pct.	FT	FTA	Pct.	Off	Def	Tot	Ast	PF	Dq	Stl	TO	Blk	Pts	Avg
1988-89	9	9	299	35	73	.479	1	2	.500	16	24	.667	43	58	101	11	31	1	12	22	1	87	9.7
1989-90	10	8	336	43	84	.512	1	1	1.000	34	52	.654	39	71	110	27	33	1	11	22	2	121	12.1
1990-91	3	3	100	10	21	.476	0	0	---	3	6	.500	15	16	31	3	13	0	2	7	1	23	7.7
1991-92	12	12	354	22	58	.379	0	0	---	20	27	.741	44	64	108	8	36	0	8	15	5	64	5.3
1992-93	15	15	507	63	131	.481	0	0	---	40	55	.727	71	94	165	17	51	1	16	36	2	166	11.1
1993-94	25	25	992	125	262	.477	0	0	---	79	102	.775	116	176	292	59	87	1	35	65	5	329	13.2
1994-95	11	11	421	49	109	.450	4	10	.400	42	51	.824	31	62	93	41	42	0	19	24	6	144	13.1
1995-96	8	8	308	39	78	.500	2	6	.333	25	36	.694	28	41	69	14	33	1	8	28	0	105	13.1
1996-97	10	10	358	38	86	.442	0	1	.000	22	29	.759	23	65	88	16	37	0	22	18	3	98	9.8
1997-98	10	10	342	29	71	.408	0	0	---	23	25	.920	21	64	85	14	38	1	11	13	2	81	8.1
Totals	**113**	**111**	**4017**	**453**	**973**	**.466**	**8**	**20**	**.400**	**304**	**407**	**.747**	**431**	**711**	**1142**	**210**	**401**	**6**	**144**	**250**	**27**	**1218**	**10.8**

NBA All-Star

Season	Min	FG	FGA	Pct.	3P	3PA	Pct.	FT	FTA	Pct.	Off	Def	Tot	Ast	PF	Dq	Stl	TO	Blk	Pts
1994	11	1	3	.333	0	0	—	0	0	—	1	2	3	3	3	0	0	0	0	2

Oldham, Jawann • Center • 7-0 • 215 • College: Seattle • Born Jul. 4, 1957 in Chicago, IL

Traded from Chicago for 1987 first-round draft choice and future second-round choice on Oct. 30, 1986. Traded to Sacramento for 1988 second-round draft choice on Oct. 15, 1987. Also played for Denver (1980-81), Houston (1981-82), Chicago (1982-83 – 1985-86), Sacramento (1987-88), Orlando (1989-90), L.A. Lakers (1989-90) and Indiana (1990-91).

Regular Season

Season	G	GS	Min	FG	FGA	Pct.	3P	3PA	Pct.	FT	FTA	Pct.	Off	Def	Tot	Ast	PF	Dq	Stl	TO	Blk	Pts	Avg
1986-87	44	9	776	71	174	.408	0	1	.000	31	57	.544	51	128	179	19	95	1	22	48	71	173	3.9

Orr, Louis • Forward • 6-9 • 200 • College: Syracuse • Born May 7, 1958 in Cincinnati, OH

Signed as veteran free agent on Oct. 15, 1982; Indiana matched offer and traded from Indiana for cash and 1983 second-round draft choice on Oct. 22, 1982. Became free agent following 1987-88 season. Also played for Indiana (1980-81 – 1981-82).

Regular Season

Season	G	GS	Min	FG	FGA	Pct.	3P	3PA	Pct.	FT	FTA	Pct.	Off	Def	Tot	Ast	PF	Dq	Stl	TO	Blk	Pts	Avg
1982-83	82	14	1666	274	593	.462	0	2	.000	140	175	.800	94	134	228	94	134	0	64	93	24	688	8.4
1983-84	78	20	1640	262	572	.458	0	0	—	173	211	.820	101	127	228	61	142	0	66	95	17	697	8.9
1984-85	79	31	2452	372	766	.486	1	10	.100	262	334	.784	171	220	391	134	195	1	100	138	27	1007	12.7
1985-86	74	64	2237	330	741	.445	0	4	.000	218	278	.784	123	189	312	179	177	4	61	118	26	878	11.9
1986-87	65	8	1440	166	389	.427	1	5	.200	125	172	.727	102	130	232	110	123	0	47	70	18	458	7.0
1987-88	29	0	180	16	50	.320	0	1	.000	8	16	.500	13	21	34	9	27	0	6	14	0	40	1.4
Totals	**407**	**137**	**9615**	**1420**	**3111**	**.456**	**2**	**22**	**.091**	**926**	**1186**	**.781**	**604**	**821**	**1425**	**587**	**798**	**5**	**344**	**528**	**112**	**3768**	**9.3**

Playoffs

Season	G	GS	Min	FG	FGA	Pct.	3P	3PA	Pct.	FT	FTA	Pct.	Off	Def	Tot	Ast	PF	Dq	Stl	TO	Blk	Pts	Avg
1982-83	6	0	105	18	47	.383	0	0	---	10	10	1.000	8	13	21	3	10	0	5	8	4	46	7.7
1983-84	12	0	229	29	70	.414	0	0	---	15	19	.789	22	28	50	6	32	1	4	10	1	73	6.1
1987-88	2	0	3	0	1	.000	0	0	---	1	2	.500	1	1	2	0	0	0	0	0	0	1	0.5
Totals	**20**	**0**	**337**	**47**	**118**	**.398**	**0**	**0**	**---**	**26**	**31**	**.839**	**31**	**42**	**73**	**9**	**42**	**1**	**9**	**18**	**5**	**120**	**6.0**

Paddio, Gerald • Forward • 6-7 • 205 • College: Nevada-Las Vegas • Born Apr. 21, 1965 in Lafayette, LA

Signed as free agent on Jan. 5, 1994. Waived on Jan. 20, 1994. Also played for Cleveland (1990-91), Seattle (1992-93), Indiana (1993-94) and Washington (1993-94).

Regular Season

Season	G	GS	Min	FG	FGA	Pct.	3P	3PA	Pct.	FT	FTA	Pct.	Off	Def	Tot	Ast	PF	Dq	Stl	TO	Blk	Pts	Avg
1993-94	3	0	8	2	5	.400	0	0	—	0	0	—	0	0	0	0	3	0	0	0	0	4	1.3

Palmer, James (Jim) • Forward/Center • 6-8 • 225 • College: Dayton • Born Jun. 8, 1933 in Keokee, VA

Traded from Cincinnati for cash and a player to be named later on Dec. 4, 1959. Also played for Cincinnati (1958-59 - 1959-60).

Regular Season

Season	G	GS	Min	FG	FGA	Pct.	3P	3PA	Pct.	FT	FTA	Pct.	Off	Def	Tot	Ast	PF	Dq	Stl	TO	Blk	Pts	Avg
1959-60	54	-	1056	175	425	.412	-	-	-	80	119	.672	-	-	279	50	170	6	-	-	-	430	8.0
1960-61	55	-	688	125	310	.403	-	-	-	44	65	.677	-	-	179	30	128	0	-	-	-	294	5.3
Totals	**109**	**-**	**1744**	**300**	**735**	**.408**	**-**	**-**	**-**	**124**	**184**	**.674**	**-**	**-**	**458**	**80**	**298**	**6**	**-**	**-**	**-**	**724**	**6.6**

Palmer, John (Bud/Tiger) • Forward • 6-4 • 185 • College: Princeton • Born Sep. 14, 1921 in Hollywood, CA

Signed in Dec. 18, 1946.

Regular Season

Season	G	GS	Min	FG	FGA	Pct.	3P	3PA	Pct.	FT	FTA	Pct.	Off	Def	Tot	Ast	PF	Dq	Stl	TO	Blk	Pts	Avg
1946-47	42	-	-	160	521	.307	-	-	-	81	121	.669	-	-	-	34	110	-	-	-	-	401	9.5
1947-48	48	-	-	224	710	.315	-	-	-	174	234	.744	-	-	-	45	149	-	-	-	-	622	13.0
1948-49	58	-	-	240	685	.350	-	-	-	234	307	.762	-	-	-	108	206	-	-	-	-	714	12.3
Totals	**148**	**-**	**-**	**624**	**1916**	**.326**	**-**	**-**	**-**	**489**	**662**	**.739**	**-**	**-**	**-**	**187**	**465**	**-**	**-**	**-**	**-**	**1737**	**11.7**

Playoffs

Season	G	GS	Min	FG	FGA	Pct.	3P	3PA	Pct.	FT	FTA	Pct.	Off	Def	Tot	Ast	PF	Dq	Stl	TO	Blk	Pts	Avg
1946-47	5	-	-	33	94	.351	-	-	-	12	20	.600	-	-	-	4	8	0	-	-	-	78	15.6
1947-48	3	-	-	16	38	.421	-	-	-	10	13	.769	-	-	-	0	17	2	-	-	-	42	14.0
1948-49	6	-	-	27	64	.422	-	-	-	27	35	.771	-	-	-	10	31	3	-	-	-	81	13.5
Totals	**14**	**-**	**-**	**76**	**196**	**.388**	**-**	**-**	**-**	**49**	**68**	**.721**	**-**	**-**	**-**	**14**	**56**	**5**	**-**	**-**	**-**	**201**	**14.4**

Paulk, Charles (Charlie) • Forward • 6-8 • 215 • College: Northeastern Oklahoma State • Born Jun. 14, 1946 in Fitzgerald, GA

Traded from Chicago for cash and future draft choice on Dec. 10, 1971. Waived on Jun. 1972. Also played for Milwaukee (1968-69), Cincinnati (1970-71) and Chicago (1971-72).

Regular Season

Season	G	GS	Min	FG	FGA	Pct.	3P	3PA	Pct.	FT	FTA	Pct.	Off	Def	Tot	Ast	PF	Dq	Stl	TO	Blk	Pts	Avg
1971-72	28	0	151	16	60	.267	-	-	-	8	12	.667	-	-	49	7	24	0	-	-	-	40	1.4

Playoffs

Season	G	GS	Min	FG	FGA	Pct.	3P	3PA	Pct.	FT	FTA	Pct.	Off	Def	Tot	Ast	PF	Dq	Stl	TO	Blk	Pts	Avg
1971-72	7	0	13	3	10	.300	-	-	-	0	0	—	-	-	5	0	5	0	-	-	-	6	0.9

Peterson, Robert (Blinky/Bob) • Forward • 6-5 • 210 • College: Oregon • Born Jan. 25, 1932 in San Mateo, CA • Died Jul. 30, 2011

Signed on Jan. 10, 1955. Re-signed on Sep. 19, 1955. Also played for Baltimore (1953-54) and Milwaukee (1953-54).

Regular Season

Season	G	GS	Min	FG	FGA	Pct.	3P	3PA	Pct.	FT	FTA	Pct.	Off	Def	Tot	Ast	PF	Dq	Stl	TO	Blk	Pts	Avg
1954-55	37	-	503	62	169	.367	-	-	-	30	45	.667	-	-	154	31	80	2	-	-	-	154	4.2
1955-56	58	-	779	121	303	.399	-	-	-	68	104	.654	-	-	233	44	123	0	-	-	-	310	5.3
Totals	**95**	**-**	**1282**	**183**	**472**	**.388**	**-**	**-**	**-**	**98**	**149**	**.658**	**-**	**-**	**387**	**75**	**203**	**2**	**-**	**-**	**-**	**464**	**4.9**

Playoffs

Season	G	GS	Min	FG	FGA	Pct.	3P	3PA	Pct.	FT	FTA	Pct.	Off	Def	Tot	Ast	PF	Dq	Stl	TO	Blk	Pts	Avg
1954-55	3	0	61	7	15	.467	-	-	-	10	11	.909	-	-	16	5	3	0	-	-	-	24	8.0

Polson, Ralph • Forward • 6-7 • 205 • College: Whitworth • Born Oct. 26, 1929 in Riverside, CA

Selected in first round (sixth overall) of 1952 NBA Draft. Also played for Philadelphia (1952-53).

Regular Season

Season	G	GS	Min	FG	FGA	Pct.	3P	3PA	Pct.	FT	FTA	Pct.	Off	Def	Tot	Ast	PF	Dq	Stl	TO	Blk	Pts	Avg
1952-53	3	-	37	3	9	.333	-	-	-	4	6	.667	-	-	8	2	8	1	-	-	-	10	3.3

Porter, Howard (Geezer) • Forward • 6-8 • 220 • College: Villanova • Born Aug. 31, 1948 in Stuart, FL • Died May 25, 2007

Traded from Chicago, with 1975 second-round draft choice, for 1974 first-round draft choice on May 28, 1974. Traded to Detroit for 1975 first-round draft choice on Dec. 24, 1974. Also played for Chicago (1971-72 – 1973-74), Detroit (1974-75 – 1977-78) and New Jersey (1977-78).

Regular Season

Season	G	GS	Min	FG	FGA	Pct.	3P	3PA	Pct.	FT	FTA	Pct.	Off	Def	Tot	Ast	PF	Dq	Stl	TO	Blk	Pts	Avg
1974-75	17	0	133	13	36	.361	-	-	-	7	9	.778	13	25	38	2	17	0	3	-	1	33	1.9

Postell, Lavor • Guard/Forward • 6-6 • 212 • College: St. John's (NY) • Born Feb. 26, 1978 in Albany, GA

Selected in the second round (39th pick overall) in 2000 NBA Draft. Signed to contract on Oct. 3, 2003. Re-signed on Oct. 1, 2001. Became free agent following 2002-03 season.

Regular Season

Season	G	GS	Min	FG	FGA	Pct.	3P	3PA	Pct.	FT	FTA	Pct.	Off	Def	Tot	Ast	PF	Dq	Stl	TO	Blk	Pts	Avg
2000-01	26	0	169	17	54	.315	3	11	.273	22	27	.815	8	17	25	5	12	0	4	17	2	59	2.3
2001-02	23	0	179	28	84	.333	6	26	.231	31	41	.756	2	14	16	5	7	0	6	11	0	93	4.0
2002-03	12	0	98	14	38	.368	2	7	.286	13	15	.867	1	3	4	3	9	0	2	7	0	43	3.6
Totals	**61**	**0**	**446**	**59**	**176**	**.335**	**11**	**44**	**.250**	**66**	**83**	**.795**	**11**	**34**	**45**	**13**	**28**	**0**	**12**	**35**	**2**	**195**	**3.2**

Playoffs

Season	G	GS	Min	FG	FGA	Pct.	3P	3PA	Pct.	FT	FTA	Pct.	Off	Def	Tot	Ast	PF	Dq	Stl	TO	Blk	Pts	Avg
2000-01	Not On Playoff Roster																						

Price, Michael (Mike) • Guard • 6-3 • 200 • College: Illinois • Born Sep. 11, 1948 in Russellville, KY

Selected in first round (17th pick overall) of 1970 NBA Draft. Waived on Nov. 22,1971. Also played for Indiana of ABA (1971-72).

Regular Season

Season	G	GS	Min	FG	FGA	Pct.	3P	3PA	Pct.	FT	FTA	Pct.	Off	Def	Tot	Ast	PF	Dq	Stl	TO	Blk	Pts	Avg
1970-71	56	0	251	30	81	.370	-	-	-	24	34	.706	-	-	29	12	57	0	-	-	-	84	1.5
1971-72	6	0	40	5	14	.357	-	-	-	9	11	.818	-	-	6	6	10	0	-	-	-	19	3.2
Totals	**62**	**0**	**291**	**35**	**95**	**.368**	**-**	**-**	**-**	**33**	**45**	**.733**	**-**	**-**	**35**	**18**	**67**	**0**	**-**	**-**	**-**	**103**	**1.7**

Playoffs

Season	G	GS	Min	FG	FGA	Pct.	3P	3PA	Pct.	FT	FTA	Pct.	Off	Def	Tot	Ast	PF	Dq	Stl	TO	Blk	Pts	Avg
1970-71	8	0	26	4	11	.364	-	-	-	4	6	.667	-	-	5	5	11	0	-	-	-	12	1.5

Quinnett, Brian • Forward • 6-8 • 235 • College: Washington State • Born May 30, 1966 in Pullman, WA

Selected in second round (50th pick overall) in 1989 NBA Draft. Traded to Dallas for James Donaldson on Feb. 20, 1992. Also played for Dallas (1991-92).

Regular Season

Season	G	GS	Min	FG	FGA	Pct.	3P	3PA	Pct.	FT	FTA	Pct.	Off	Def	Tot	Ast	PF	Dq	Stl	TO	Blk	Pts	Avg
1989-90	31	0	193	19	58	.328	0	2	.000	2	3	.667	9	19	28	11	27	0	3	4	4	40	1.3
1990-91	68	5	1011	139	303	.459	15	43	.349	26	36	.722	65	80	145	53	100	0	22	52	13	319	4.7
1991-92	24	0	190	28	73	.384	10	26	.385	8	14	.571	9	15	24	7	21	0	7	8	6	74	3.1
Totals	**123**	**5**	**1394**	**186**	**434**	**.429**	**25**	**71**	**.352**	**36**	**53**	**.679**	**83**	**114**	**197**	**71**	**148**	**0**	**32**	**64**	**23**	**433**	**3.5**

Playoffs

Season	G	GS	Min	FG	FGA	Pct.	3P	3PA	Pct.	FT	FTA	Pct.	Off	Def	Tot	Ast	PF	Dq	Stl	TO	Blk	Pts	Avg
1989-90	3	0	16	2	4	.500	1	1	1.000	0	0	—	5	3	8	2	2	0	0	1	0	5	1.7
1990-91	3	0	36	4	8	.500	1	3	.333	0	0	—	0	1	1	3	2	0	1	2	0	9	3.0
Totals	**6**	**0**	**52**	**6**	**12**	**.500**	**2**	**4**	**.500**	**0**	**0**	**—**	**5**	**4**	**9**	**5**	**4**	**0**	**1**	**3**	**0**	**14**	**2.3**

Rackley, Luther (Luke) • Center • 6-10 • 225 • College: Xavier (OH) • Born Jun. 11, 1946 in Bainbridge, GA

Traded from Cleveland for future draft choices and cash on Nov. 15, 1971. Waived on Oct. 12, 1972. Also played for Cincinnati (1969-70), Cleveland (1970-71 – 1971-72), Memphis of ABA (1972-73) and Philadelphia (1973-74).

Regular Season

Season	G	GS	Min	FG	FGA	Pct.	3P	3PA	Pct.	FT	FTA	Pct.	Off	Def	Tot	Ast	PF	Dq	Stl	TO	Blk	Pts	Avg
1971-72	62	5	618	92	215	.428	-	-	-	49	84	.583	-	-	187	18	104	0	-	-	-	233	3.8
1972-73	1	0	2	0	0	—	-	-	-	0	0	—	-	-	1	0	2	0	-	-	-	0	0.0
Totals	**63**	**5**	**620**	**92**	**215**	**.428**	**-**	**-**	**-**	**49**	**84**	**.583**	**-**	**-**	**188**	**18**	**106**	**0**	**-**	**-**	**-**	**233**	**3.7**

Playoffs

Season	G	GS	Min	FG	FGA	Pct.	3P	3PA	Pct.	FT	FTA	Pct.	Off	Def	Tot	Ast	PF	Dq	Stl	TO	Blk	Pts	Avg
1971-72	11	0	29	2	14	.143	-	-	-	4	4	1.000	-	-	7	1	7	0	-	-	-	8	0.7

Raiken, Sherwin (Shy) • Guard • 6-2 • 185 • College: Villanova • Born Oct. 29, 1928 in Philadelphia, PA • Died Jan. 16, 2009

Signed on Feb. 7, 1953.

Regular Season

Season	G	GS	Min	FG	FGA	Pct.	3P	3PA	Pct.	FT	FTA	Pct.	Off	Def	Tot	Ast	PF	Dq	Stl	TO	Blk	Pts	Avg
1952-53	6	-	63	3	21	.143	-	-	-	3	8	.375	-	-	8	6	10	0	-	-	-	9	1.5

Playoffs

Season	G	GS	Min	FG	FGA	Pct.	3P	3PA	Pct.	FT	FTA	Pct.	Off	Def	Tot	Ast	PF	Dq	Stl	TO	Blk	Pts	Avg
1952-53	4	-	19	4	5	.800	-	-	-	0	1	.000	-	-	1	2	3	0	-	-	-	8	2.0

Ramsey, Calvin (Cal) • Forward • 6-4 • 200 • College: New York University • Born Jul. 13, 1937 in Selma, AL

Claimed off waivers from St. Louis on Dec. 1, 1959. Waived on Dec. 15, 1959. Sold to Syracuse on Sep. 21, 1960. Also played for St. Louis (1959-60) and Syracuse (1960-61).

Regular Season

Season	G	GS	Min	FG	FGA	Pct.	3P	3PA	Pct.	FT	FTA	Pct.	Off	Def	Tot	Ast	PF	Dq	Stl	TO	Blk	Pts	Avg
1959-60	7	-	160	32	77	.416	-	-	-	16	29	.552	-	-	52	7	21	1	-	-	-	80	11.4

Randolph, Anthony • Forward • 6-11 • 225 • College: Louisiana State • Born Jul. 15, 1989 in Worzbach, Germany

Traded from Golden State, with Kelenna Azubuike and Ronny Turiaf, for David Lee on Jul. 9, 2010. Exercised fourth-year option on Oct. 24, 2010. Traded to Minnesota as part of three-team deal on Feb. 22, 2011; sent with Eddy Curry and cash considerations to Minnesota for Corey Brewer; Denver also sent Carmelo Anthony, Renaldo Balkman, Chauncey Billups, Anthony Carter and Shelden Williams to New York for Wilson Chandler, Danilo Gallinari, Raymond Felton, Timofey Mozgov, a future first-round draft selection, two future second-round selections, cash and future draft considerations; Minnesota also sent Kosta Koufos to Denver in exchange for a future second round draft pick. Also played for Golden State (2008-2009 – 2009-10) and Minnesota (2010-11 – 2011-12).

Regular Season

Season	G	GS	Min	FG	FGA	Pct.	3P	3PA	Pct.	FT	FTA	Pct.	Off	Def	Tot	Ast	PF	Dq	Stl	TO	Blk	Pts	Avg
2010-11	17	0	127	14	45	.311	1	4	.250	6	12	.500	11	29	40	7	15	0	4	10	8	35	2.1

Randolph, Zach (Z-Bo) • Forward • 6-9 • 260 • College: Michigan State • Born Jul. 16, 1981 in Marion, IN

Traded from Portland, with Dan Dickau and Fred Jones, for Channing Frye and Steve Francis on Jun. 28, 2007. Traded to L.A. Clippers, with Mardy Collins in exchange for Cuttino Mobley and Tim Thomas on Nov. 21, 2008. Also played for Portland (2001-02 - 2006-07), L.A. Clippers (2008-09) and Memphis (2009-10 – 2011-12).

Regular Season

Season	G	GS	Min	FG	FGA	Pct.	3P	3PA	Pct.	FT	FTA	Pct.	Off	Def	Tot	Ast	PF	Dq	Stl	TO	Blk	Pts	Avg
2007-08	69	68	2244	486	1058	.459	22	80	.275	223	289	.772	184	526	710	140	194	1	59	186	16	1217	17.6
2008-09	11	11	388	82	189	.434	7	24	.292	55	67	.821	40	97	137	15	28	0	13	23	3	226	20.5
Totals	**80**	**79**	**2632**	**568**	**1247**	**.455**	**29**	**104**	**.279**	**278**	**356**	**.781**	**224**	**623**	**847**	**155**	**222**	**1**	**72**	**209**	**19**	**1443**	**18.0**

Rautins, Andy • Guard • 6-4 • 190 • College: Syracuse • Born Nov. 2, 1986 in Syracuse, NY

Selected in second round (38th pick overall) of 2010 NBA Draft. Signed to a contract on Aug. 12, 2010. Traded to Dallas on Dec. 10, 2011 as part of three-team deal; New York signed-and-traded Tyson Chandler from Dallas; Ronny Turiaf, cash considerations and a 2013 second-round draft choice traded to Washington; Dallas traded 2012 second-round draft choice to Washington and the draft rights to Ahmad Nivins and Giorgos Printezis to New York; Washington traded conditional future second-round draft choice to Dallas.

Regular Season

Season	G	GS	Min	FG	FGA	Pct.	3P	3PA	Pct.	FT	FTA	Pct.	Off	Def	Tot	Ast	PF	Dq	Stl	TO	Blk	Pts	Avg
2010-11	5	0	24	3	7	.429	1	4	.250	1	2	.500	0	1	1	3	0	0	1	7	0	8	1.6

Playoffs

Season	G	GS	Min	FG	FGA	Pct.	3P	3PA	Pct.	FT	FTA	Pct.	Off	Def	Tot	Ast	PF	Dq	Stl	TO	Blk	Pts	Avg
2010-11										Did Not Play													

Reed, Willis (The Captain) • Center/Forward • 6-10 • 240 • College: Grambling State • Born Jun. 25, 1942 in Hico, LA

Selected in second round (eighth pick overall) of 1964 NBA Draft. Signed on Jun. 30, 1964. Retired following 1973-74 season. Elected to Naismith Memorial Basketball Hall of Fame in 1982.

Regular Season

Season	G	GS	Min	FG	FGA	Pct.	3P	3PA	Pct.	FT	FTA	Pct.	Off	Def	Tot	Ast	PF	Dq	Stl	TO	Blk	Pts	Avg
1964-65	80	80	3042	629	1457	.432	-	-	-	302	407	.742	-	-	1175	133	339	14	-	-	-	1560	19.5
1965-66	76	71	2537	438	1009	.434	-	-	-	302	399	.757	-	-	883	91	323	13	-	-	-	1178	15.5
1966-67	78	76	2824	635	1298	.489	-	-	-	358	487	.735	-	-	1136	126	293	9	-	-	-	1628	20.9
1967-68	81	81	2879	659	1346	.490	-	-	-	367	509	.721	-	-	1073	159	343	12	-	-	-	1685	20.8
1968-69	82	82	3108	704	1351	.521	-	-	-	325	435	.747	-	-	1191	190	314	7	-	-	-	1733	21.1
1969-70	81	81	3089	702	1385	.507	-	-	-	351	464	.756	-	-	1126	161	287	2	-	-	-	1755	21.7
1970-71	73	72	2855	614	1330	.462	-	-	-	299	381	.785	-	-	1003	148	228	1	-	-	-	1527	20.9
1971-72	11	9	363	60	137	.438	-	-	-	27	39	.692	-	-	96	22	30	0	-	-	-	147	13.4
1972-73	69	44	1876	334	705	.474	-	-	-	92	124	.742	-	-	590	126	205	0	-	-	-	760	11.0
1973-74	19	17	500	84	184	.457	-	-	-	42	53	.792	47	94	141	30	49	0	12	-	21	210	11.1
Totals	**650**	**613**	**23073**	**4859**	**10202**	**.476**	**-**	**-**	**-**	**2465**	**3298**	**.747**	**47**	**94**	**8414**	**1186**	**2411**	**58**	**12**	**-**	**21**	**12183**	**18.7**

Playoffs

Season	G	GS	Min	FG	FGA	Pct.	3P	3PA	Pct.	FT	FTA	Pct.	Off	Def	Tot	Ast	PF	Dq	Stl	TO	Blk	Pts	Avg
1966-67	4	4	148	43	80	.538	-	-	-	24	25	.960	-	-	55	7	19	1	-	-	-	110	27.5
1967-68	6	6	210	53	98	.541	-	-	-	22	30	.733	-	-	62	11	24	1	-	-	-	128	21.3
1968-69	10	10	429	101	198	.510	-	-	-	55	70	.786	-	-	141	19	40	1	-	-	-	257	25.7
1969-70	18	18	732	178	378	.471	-	-	-	70	95	.737	-	-	248	51	60	0	-	-	-	426	23.7
1970-71	12	12	504	81	196	.413	-	-	-	26	39	.667	-	-	144	27	41	0	-	-	-	188	15.7
1971-72										Did Not Play - Injured													
1972-73	17	17	486	97	208	.466	-	-	-	18	21	.857	-	-	129	30	65	1	-	-	-	212	12.5
1973-74	11	11	132	17	45	.378	-	-	-	3	5	.600	4	18	22	4	26	0	2	-	0	37	3.4
Totals	**78**	**78**	**2641**	**570**	**1203**	**.474**	**-**	**-**	**-**	**218**	**285**	**.765**	**4**	**18**	**801**	**149**	**275**	**4**	**2**	**-**	**0**	**1358**	**17.4**

NBA All-Star

Season	Min	FG	FGA	Pct.	3P	3PA	Pct.	FT	FTA	Pct.	Off	Def	Tot	Ast	PF	Dq	Stl	TO	Blk	Pts
1965	25	3	11	.273	-	-	-	1	2	.500	-	-	5	1	2	0	-	-	-	7
1966	23	7	11	.636	-	-	-	2	2	1.000	-	-	8	1	3	0	-	-	-	16
1967	17	2	6	.333	-	-	-	0	0	—	-	-	9	1	0	0	-	-	-	4
1968	25	7	14	.500	-	-	-	2	3	.667	-	-	8	1	4	0	-	-	-	16
1969	14	5	8	.625	-	-	-	0	0	—	-	-	4	2	2	0	-	-	-	10
1970	30	9	18	.500	-	-	-	3	3	1.000	-	-	11	0	6	1	-	-	-	21
1971	27	5	16	.313	-	-	-	4	6	.667	-	-	13	1	3	0	-	-	-	14
Totals	**161**	**38**	**84**	**.452**	**-**	**-**	**-**	**12**	**16**	**.750**	**-**	**-**	**58**	**7**	**20**	**1**	**-**	**-**	**-**	**88**

Reid, Herman (J.R.) • Forward • 6-10 • 250 • College: North Carolina • Born Mar. 31, 1968 in Virginia Beach, VA

Traded from San Antonio, with Brad Lohaus and 1996 first-round draft choice, for Charles Smith and Monty Williams on Feb. 8, 1996. Became free agent following 1995-96 season. Renounced free agent rights on Jul. 14, 1996. Also played for Charlotte (1989-90 – 1992-93, 1997-98 – 1998-99), San Antonio (1992-93 – 1995-96), L.A. Lakers (1998-99), Milwaukee (1999-2000) and Cleveland (2000-01).

Regular Season

Season	G	GS	Min	FG	FGA	Pct.	3P	3PA	Pct.	FT	FTA	Pct.	Off	Def	Tot	Ast	PF	Dq	Stl	TO	Blk	Pts	Avg
1995-96	33	16	670	88	160	.550	0	0	—	43	55	.782	38	94	132	28	89	0	18	30	7	219	6.6

Playoffs

Season	G	GS	Min	FG	FGA	Pct.	3P	3PA	Pct.	FT	FTA	Pct.	Off	Def	Tot	Ast	PF	Dq	Stl	TO	Blk	Pts	Avg
1995-96	1	0	7	1	1	1.000	0	0	—	0	0	—	0	1	1	1	2	0	0	1	0	2	2.0

Rice, Glen (G-Money) • Forward • 6-8 • 200 • College: Michigan • Born May 28, 1967 in Jacksonville, AR

Traded from L.A. Lakers, with Travis Knight and 2001 first-round draft choice, as part of four-team deal on Sep. 20, 2000; New York sent Patrick Ewing to Seattle and Chris Dudley and 2001 first-round draft choice to Phoenix; Phoenix sent Luc Longley to New York; Seattle sent Vladimir Stepania, Lazaro Borrell, Vernon Maxwell, 2001 first-round draft choice and two second-round draft choices to New York. Traded to Houston, with future considerations, as part of three-team deal on Aug. 10, 2001; Dallas sent Howard Eisley to New York and the draft rights to Kyle Hill to Houston; Houston sent Shandon Anderson to New York; New York sent Tyrone Bogues to Dallas; Houston received future considerations from New York and Dallas to complete trade on Aug. 17, 2001. Also played for Miami (1989-90 – 1994-95), Charlotte (1995-96 – 1997-98), L.A. Lakers (1998-99 – 1999-2000), Houston (2001-02 - 2002-03) and L.A. Clippers (2003-04).

Regular Season

Season	G	GS	Min	FG	FGA	Pct.	3P	3PA	Pct.	FT	FTA	Pct.	Off	Def	Tot	Ast	PF	Dq	Stl	TO	Blk	Pts	Avg
2000-01	75	25	2212	331	752	.440	82	211	.389	155	182	.852	61	246	307	89	179	1	41	96	13	899	12.0

Playoffs

Season	G	GS	Min	FG	FGA	Pct.	3P	3PA	Pct.	FT	FTA	Pct.	Off	Def	Tot	Ast	PF	Dq	Stl	TO	Blk	Pts	Avg
2000-01	5	0	144	24	52	.462	6	14	.429	7	8	.875	3	19	22	3	10	0	3	7	1	61	12.2

Richardson, Micheal Ray (Sugar) • Guard • 6-5 • 195 • College: Montana • Born Apr. 11, 1955 in Lubbock, TX

Selected in first round (fourth pick overall) of 1978 NBA Draft. Traded to Golden State, with 1984 fifth-round draft choice, for Bernard King on Oct. 22, 1982. Also played for Golden State (1982-83) and New Jersey (1982-83 –1985-86).

Regular Season

Season	G	GS	Min	FG	FGA	Pct.	3P	3PA	Pct.	FT	FTA	Pct.	Off	Def	Tot	Ast	PF	Dq	Stl	TO	Blk	Pts	Avg
1978-79	72	5	1218	200	483	.414	-	-	-	69	128	.539	78	155	233	213	188	2	100	141	18	469	6.5
1979-80	82	82	3060	502	1063	.472	27	110	.245	223	338	.660	151	388	539	832	260	3	265	359	35	1254	15.3
1980-81	79	79	3175	523	1116	.469	23	102	.225	224	338	.663	173	372	545	627	258	2	232	302	35	1293	16.4
1981-82	82	79	3044	619	1343	.461	19	101	.188	212	303	.700	177	388	565	572	317	3	213	291	41	1469	17.9
Totals	**315**	**245**	**10497**	**1844**	**4005**	**.460**	**69**	**313**	**.220**	**728**	**1107**	**.658**	**579**	**1303**	**1882**	**2244**	**1023**	**10**	**810**	**1093**	**129**	**4485**	**14.2**

Playoffs

Season	G	GS	Min	FG	FGA	Pct.	3P	3PA	Pct.	FT	FTA	Pct.	Off	Def	Tot	Ast	PF	Dq	Stl	TO	Blk	Pts	Avg
1980-81	2	2	86	8	33	.242	0	4	.000	7	12	.583	6	13	19	11	8	0	7	8	0	23	11.5

NBA All-Star

Season	Min	FG	FGA	Pct.	3P	3PA	Pct.	FT	FTA	Pct.	Off	Def	Tot	Ast	PF	Dq	Stl	TO	Blk	Pts
1980	13	3	7	.429	0	0	—	0	0	—	1	0	1	2	2	0	1	2	0	6
1981	24	5	7	.714	0	1	.000	1	2	.500	2	3	5	3	3	0	4	2	0	11
1982	20	5	10	.500	0	0	—	0	0	—	0	2	2	4	1	0	2	1	0	10
Totals	**57**	**13**	**24**	**.542**	**0**	**1**	**.000**	**1**	**2**	**.500**	**3**	**5**	**8**	**9**	**6**	**0**	**7**	**5**	**0**	**27**

Richardson, Quentin • Guard/Forward • 6-6 • 235 • College: DePaul o Born Apr. 13, 1980 in Chicago, IL

Traded from Phoenix, with draft rights to Nate Robinson, for Kurt Thomas and draft right to Dijon Thompson on Jun. 28, 2005. Traded to Memphis, with cash considerations, for Darko Milicic on Jun. 25, 2009. Also played for L.A. Clippers (2000-01 – 2003-04), Phoenix (2004-05), Miami (2009-10) and Orlando (2010-11 – 2011-12).

Regular Season

Season	G	GS	Min	FG	FGA	Pct.	3P	3PA	Pct.	FT	FTA	Pct.	Off	Def	Tot	Ast	PF	Dq	Stl	TO	Blk	Pts	Avg
2005-06	55	43	1442	163	459	.355	64	188	.340	61	91	.670	65	165	230	88	134	0	39	56	6	451	8.2
2006-07	49	47	1621	228	545	.418	97	258	.376	83	120	.692	65	287	352	108	133	2	36	40	7	636	13.0
2007-08	65	65	1841	199	555	.359	69	214	.322	60	88	.682	56	259	315	116	153	2	44	70	15	527	8.1
2008-09	72	51	1894	262	667	.393	120	329	.365	89	117	.761	71	248	319	117	132	1	47	74	7	733	10.2
Totals	**241**	**206**	**6798**	**852**	**2226**	**.383**	**350**	**989**	**.354**	**293**	**416**	**.704**	**257**	**959**	**1216**	**429**	**552**	**5**	**166**	**270**	**35**	**2347**	**9.7**

Riker, Thomas (Tom) • Center/Forward • 6-10 • 225 • College: South Carolina • Born Feb. 28, 1950 in Rockville Centre, NY

Selected in first round (eighth pick overall) of 1972 NBA Draft. Waived on Jan. 31, 1973. Signed from Allentown of Eastern League in Nov. 1973. Waived on Sep. 6, 1974. Signed as free agent on Oct. 3, 1974. Waived on Oct. 22, 1975.

Regular Season

Season	G	GS	Min	FG	FGA	Pct.	3P	3PA	Pct.	FT	FTA	Pct.	Off	Def	Tot	Ast	PF	Dq	Stl	TO	Blk	Pts	Avg
1972-73	14	0	65	10	24	.417	-	-	-	15	24	.625	-	-	16	2	15	0	-	-	-	35	2.5
1973-74	17	0	57	13	29	.448	-	-	-	12	17	.706	9	6	15	3	6	0	0	-	0	38	2.2
1974-75	51	1	483	53	147	.361	-	-	-	46	82	.561	40	67	107	19	64	0	15	-	5	152	3.0
Totals	**82**	**1**	**605**	**76**	**200**	**.380**	**-**	**-**	**-**	**73**	**123**	**.593**	**49**	**73**	**138**	**24**	**85**	**0**	**15**	**-**	**5**	**225**	**2.7**

Playoffs

Season	G	GS	Min	FG	FGA	Pct.	3P	3PA	Pct.	FT	FTA	Pct.	Off	Def	Tot	Ast	PF	Dq	Stl	TO	Blk	Pts	Avg
1974-75	1	0	8	1	2	.500	-	-	-	0	0	—	1	1	2	1	1	0	0	-	0	2	2.0

Riordan, Michael (Mike/Bags) • Guard • 6-4 • 200 • College: Providence • Born Jul. 9, 1945 in New York, NY

Selected in 12th round (128th pick overall) of 1967 NBA Draft. Traded to Baltimore, with Dave Stallworth and cash, for Earl Monroe on Nov. 10, 1971. Also played for Baltimore/Capital/Washington (1971-72 – 1976-77).

Regular Season

Season	G	GS	Min	FG	FGA	Pct.	3P	3PA	Pct.	FT	FTA	Pct.	Off	Def	Tot	Ast	PF	Dq	Stl	TO	Blk	Pts	Avg
1968-69	54	1	397	49	144	.340	-	-	-	28	42	.667	-	-	57	46	93	1	-	-	-	126	2.3
1969-70	81	5	1677	255	549	.464	-	-	-	114	165	.691	-	-	194	201	192	1	-	-	-	624	7.7
1970-71	82	2	1320	162	388	.418	-	-	-	67	108	.620	-	-	169	121	151	0	-	-	-	391	4.8
1971-72	4	0	33	4	11	.364	-	-	-	0	1	.000	-	-	1	2	2	0	-	-	-	8	2.0
Totals	**221**	**8**	**3427**	**470**	**1092**	**.430**	**-**	**-**	**-**	**209**	**316**	**.661**	**-**	**-**	**421**	**370**	**438**	**2**	**-**	**-**	**-**	**1149**	**5.2**

Playoffs

Season	G	GS	Min	FG	FGA	Pct.	3P	3PA	Pct.	FT	FTA	Pct.	Off	Def	Tot	Ast	PF	Dq	Stl	TO	Blk	Pts	Avg
1968-69	10	0	108	20	39	.513	-	-	-	12	16	.750	-	-	17	3	27	0	-	-	-	52	5.2
1969-70	19	0	296	53	109	.486	-	-	-	25	35	.714	-	-	46	27	33	0	-	-	-	131	6.9
1970-71	12	0	168	20	52	.385	-	-	-	6	8	.750	-	-	30	9	26	0	-	-	-	46	3.8
Totals	**41**	**0**	**572**	**93**	**200**	**.465**	**-**	**-**	**-**	**43**	**59**	**.729**	**-**	**-**	**93**	**39**	**86**	**0**	**-**	**-**	**-**	**229**	**5.6**

Ritter, Goebel (Tex) • Guard • 6-2 • 185 • College: Eastern Kentucky • Born Feb. 26, 1924 in Richmond, KY • Died Oct. 15, 2004

Selected in 1948 BAA Draft.

Regular Season

Season	G	GS	Min	FG	FGA	Pct.	3P	3PA	Pct.	FT	FTA	Pct.	Off	Def	Tot	Ast	PF	Dq	Stl	TO	Blk	Pts	Avg
1948-49	55	-	-	123	353	.348	-	-	-	91	146	.623	-	-	-	57	71	-	-	-	-	337	6.1
1949-50	62	-	-	100	297	.337	-	-	-	125	176	.710	-	-	-	51	101	-	-	-	-	325	5.2
1950-51	34	-	-	39	103	.379	-	-	-	49	71	.690	-	-	65	37	52	1	-	-	-	127	3.7
Totals	**151**	**-**	**-**	**262**	**753**	**.348**	**-**	**-**	**-**	**265**	**393**	**.674**	**-**	**-**	**65**	**145**	**224**	**1**	**-**	**-**	**-**	**789**	**5.2**

Playoffs

Season	G	GS	Min	FG	FGA	Pct.	3P	3PA	Pct.	FT	FTA	Pct.	Off	Def	Tot	Ast	PF	Dq	Stl	TO	Blk	Pts	Avg
1948-49	5	-	-	10	33	.303	-	-	-	11	20	.550	-	-	-	2	15	0	-	-	-	31	6.2
1949-50	5	-	-	10	33	.303	-	-	-	25	28	.893	-	-	-	8	22	1	-	-	-	45	9.0
1950-51	3	-	-	1	5	.200	-	-	-	1	1	1.000	-	-	2	0	5	0	-	-	-	3	1.0
Totals	**13**	**-**	**-**	**21**	**71**	**.296**	**-**	**-**	**-**	**37**	**49**	**.755**	**-**	**-**	**2**	**10**	**42**	**1**	**-**	**-**	**-**	**79**	**6.1**

Rivers, Glenn (Doc) • Guard • 6-4 • 210 • College: Marquette • Born Oct. 13, 1961 in Chicago, IL

Traded from L.A. Clippers, with Charles Smith and Bo Kimble, on Sep. 22, 1992 in three-team deal; L.A. Clippers received Mark Jackson and 1995 second-round draft choice from New York and Stanley Roberts from Orlando; Orlando received 1993 first-round draft choice from New York and worst of L.A. Clippers two first round draft choices in either 1993 or 1994. Waived on Dec. 15, 1994. Also played for Atlanta (1983-84 – 1990-91), L.A. Clippers (1991-92) and San Antonio (1994-95 – 1995-96).

Regular Season

Season	G	GS	Min	FG	FGA	Pct.	3P	3PA	Pct.	FT	FTA	Pct.	Off	Def	Tot	Ast	PF	Dq	Stl	TO	Blk	Pts	Avg
1992-93	77	45	1886	216	494	.437	39	123	.317	133	162	.821	26	166	192	405	215	2	123	114	9	604	7.8
1993-94	19	19	499	55	127	.433	19	52	.365	14	22	.636	4	35	39	100	44	0	25	29	5	143	7.5
1994-95	3	0	47	4	13	.308	3	5	.600	8	11	.727	2	7	9	8	8	1	4	4	0	19	6.3
Totals	**99**	**64**	**2432**	**275**	**634**	**.434**	**61**	**180**	**.339**	**155**	**195**	**.795**	**32**	**208**	**240**	**513**	**267**	**3**	**152**	**147**	**14**	**766**	**7.7**

Playoffs

Season	G	GS	Min	FG	FGA	Pct.	3P	3PA	Pct.	FT	FTA	Pct.	Off	Def	Tot	Ast	PF	Dq	Stl	TO	Blk	Pts	Avg
1992-93	15	15	458	48	106	.453	11	31	.355	46	60	.767	6	33	39	86	44	0	29	30	1	153	10.2
1993-94	Not On Playoff Roster																						
Totals	**15**	**15**	**458**	**48**	**106**	**.453**	**11**	**31**	**.355**	**46**	**60**	**.767**	**6**	**33**	**39**	**86**	**44**	**0**	**29**	**30**	**1**	**153**	**10.2**

Roberson, Anthony (Peep) • Guard • 6-2 • 195 • College: Florida • Born Feb. 14, 1983 in Saginaw, MI

Signed as free agent on Jul. 24, 2008. Traded to Chicago, with Jerome James and Tim Thomas, in exchange for Larry Hughes on Feb. 19, 2009. Also played for Memphis (2005-06), Golden State (2006-07) and Chicago (2008-09).

Regular Season

Season	G	GS	Min	FG	FGA	Pct.	3P	3PA	Pct.	FT	FTA	Pct.	Off	Def	Tot	Ast	PF	Dq	Stl	TO	Blk	Pts	Avg
2008-09	23	0	253	39	103	.379	24	71	.338	5	5	1.000	4	11	15	19	18	0	10	7	1	107	4.7

Robinson, Larry • Forward/Guard • 6-5 • 180 • College: Centenary • Born Jan. 11, 1968 in Bossier City, LA

Signed as free agent on Oct. 1, 2001. Became free agent following 2001-02 season. Also played for Washington (1990-91, 1992-93), Golden State (1990-91), Boston (1991-92), Houston (1993-93), Vancouver (1997-98), Atlanta (2000-01) and Cleveland (2000-01).

Regular Season

Season	G	GS	Min	FG	FGA	Pct.	3P	3PA	Pct.	FT	FTA	Pct.	Off	Def	Tot	Ast	PF	Dq	Stl	TO	Blk	Pts	Avg
2001-02	2	0	10	1	4	.250	1	2	.500	0	0	—	0	2	2	0	1	0	0	0	0	3	1.5

Robinson, Leonard (Truck) • Forward • 6-7 • 225 • College: Tennessee State • Born Oct. 4, 1951 in Jacksonville, FL

Traded from Phoenix for Maurice Lucas on Jul. 7, 1982. Became free agent following 1984-85 season. Also played for Washington (1974-75 – 1976-77), Atlanta (1976-77), New Orleans (1977-78 – 1978-79) and Phoenix (1978-79 – 1981-82).

Regular Season

Season	G	GS	Min	FG	FGA	Pct.	3P	3PA	Pct.	FT	FTA	Pct.	Off	Def	Tot	Ast	PF	Dq	Stl	TO	Blk	Pts	Avg
1982-83	81	76	2426	326	706	.462	0	0	—	118	201	.587	199	458	657	145	241	4	57	190	24	770	9.5
1983-84	65	63	2135	284	581	.489	0	0	—	133	206	.646	171	374	545	94	217	6	43	160	27	701	10.8
1984-85	2	1	35	2	5	.400	0	0	—	0	2	.000	6	3	9	3	3	0	2	5	3	4	2.0
Totals	**148**	**140**	**4596**	**612**	**1292**	**.474**	**0**	**0**	**—**	**251**	**409**	**.614**	**376**	**835**	**1211**	**242**	**461**	**10**	**102**	**355**	**54**	**1475**	**10.0**

Playoffs

Season	G	GS	Min	FG	FGA	Pct.	3P	3PA	Pct.	FT	FTA	Pct.	Off	Def	Tot	Ast	PF	Dq	Stl	TO	Blk	Pts	Avg
1982-83	6	6	205	39	73	.534	0	0	---	16	28	.571	21	45	66	13	25	1	10	14	2	94	15.7
1983-84	12	12	362	38	74	.514	0	0	---	9	15	.600	31	66	97	7	41	2	7	27	9	85	7.1
Totals	**18**	**18**	**567**	**77**	**147**	**.524**	**0**	**0**	**---**	**25**	**43**	**.581**	**52**	**111**	**163**	**20**	**66**	**3**	**17**	**41**	**11**	**179**	**9.9**

Robinson, Nate (Krypto-Nate) • Guard • 5-9 • 180 • College: Washington • Born May 31, 1984 in Seattle, WA

Draft rights traded from Phoenix, with Quentin Richardson, for Kurt Thomas and draft rights to Dijon Thompson on Jun. 28, 2005. Signed to contract on Jul. 2, 2005. Traded to Boston, with Marcus Landry, for Eddie House, J.R. Giddens, Bill Walker and future conditional second-round draft choice on Feb. 18, 2010. Also played for Boston (2009-10 – 2010-11), Oklahoma City (2010-11) and Golden State (2011-12).

Regular Season

Season	G	GS	Min	FG	FGA	Pct.	3P	3PA	Pct.	FT	FTA	Pct.	Off	Def	Tot	Ast	PF	Dq	Stl	TO	Blk	Pts	Avg
2005-06	72	26	1544	230	565	.407	58	146	.397	152	202	.752	56	111	167	147	201	5	59	114	1	670	9.3
2006-07	64	5	1356	227	523	.434	83	213	.390	108	139	.777	55	97	152	90	160	2	50	72	6	645	10.1
2007-08	72	17	1883	331	782	.423	97	292	.332	154	196	.786	51	171	222	212	186	2	60	103	1	913	12.7
2008-09	74	11	2209	449	1028	.437	125	385	.325	249	296	.841	98	192	290	301	206	0	95	139	6	1272	17.2
2009-10	30	2	733	152	336	.452	51	136	.375	42	54	.778	23	49	72	112	66	1	27	53	5	397	13.2
Totals	**312**	**61**	**7725**	**1389**	**3234**	**.429**	**414**	**1172**	**.353**	**705**	**887**	**.795**	**283**	**620**	**903**	**862**	**819**	**10**	**291**	**481**	**19**	**3897**	**12.5**

Rodriguez, Sergio • Guard • 6-3 • 176 • College: None • Born Jun. 12, 1986 in Tenerife, Spain

Traded from Sacramento as part of a three-team deal on Feb. 18, 2010. Houston sent Tracy McGrady to New York, and Carl Landry and Joey Dorsey to Sacramento. New York sent Larry Hughes to Sacramento and Jordan Hill, Jared Jeffries, and a protected 2012 first round draft choice to Houston. Houston also received the right to exchange 2011 first-round draft choices with New York. Sacramento sent Sergio Rodriguez to New York and Kevin Martin and Hilton Armstrong to Houston. Became free agent following 2009-10 season. Also played for Portland (2006-07 – 2008-09) and Sacramento (2009-10).

Regular Season

Season	G	GS	Min	FG	FGA	Pct.	3P	3PA	Pct.	FT	FTA	Pct.	Off	Def	Tot	Ast	PF	Dq	Stl	TO	Blk	Pts	Avg
2009-10	27	8	531	79	161	.491	17	49	.347	25	31	.806	9	30	39	91	38	0	21	55	2	200	7.4

Rollins, Philip (Phil) • Guard • 6-2 • 190 • College: Louisville • Born Jan. 19, 1934 in Wickliffe, KY

Traded from St. Louis for cash on Dec. 17, 1960. Also played for Philadelphia (1958-59), Cincinnati (1958-59 - 1960-61) and St. Louis (1960-61).

Regular Season

Season	G	GS	Min	FG	FGA	Pct.	3P	3PA	Pct.	FT	FTA	Pct.	Off	Def	Tot	Ast	PF	Dq	Stl	TO	Blk	Pts	Avg
1960-61	40	-	659	90	241	.373	-	-	-	53	77	.688	-	-	85	101	94	1	-	-	-	233	5.8

Rose, Jalen • Forward/Guard • 6-8 • 225 • College: Michigan • Born Jan. 30, 1973 in Detroit, MI

Traded from Toronto, with a first-round draft choice and cash considerations, for Antonio Davis on Feb. 3, 2006. Waived on Oct. 30, 2006. Also played for Denver (1994-1995 - 1995-96), Indiana (1996-97 - 2001-02), Chicago (2001-02 - 2003-04),Toronto (2003-04 - 2005-06) and Phoenix (2006-07).

Regular Season

Season	G	GS	Min	FG	FGA	Pct.	3P	3PA	Pct.	FT	FTA	Pct.	Off	Def	Tot	Ast	PF	Dq	Stl	TO	Blk	Pts	Avg
2005-06	26	23	747	110	239	.460	28	57	.491	82	101	.812	13	69	82	68	55	0	10	50	3	330	12.7

Rose, Malik • Forward • 6-7 • 255 • College: Drexel • Born Nov. 23, 1974 in Philadelphia, PA

Traded from San Antonio, with 2005 and 2006 conditional first-round draft choices, for Jamison Brewer and Nazr Mohammed on Feb. 24, 2005. Traded to Oklahoma City in exchange for Chris Wilcox on Feb. 19, 2009. Also played for Charlotte (1996-97) , San Antonio (1997-98 – 2004-05) and Oklahoma City (2008-09).

Regular Season

Season	G	GS	Min	FG	FGA	Pct.	3P	3PA	Pct.	FT	FTA	Pct.	Off	Def	Tot	Ast	PF	Dq	Stl	TO	Blk	Pts	Avg
2004-05	26	4	613	74	174	.425	1	6	.167	68	87	.782	34	80	114	18	84	1	15	46	7	217	8.3
2005-06	72	35	1119	105	281	.374	1	1	1.000	107	137	.781	84	175	259	67	145	1	43	80	14	318	4.4
2006-07	65	2	810	74	186	.398	2	8	.250	42	52	.808	47	128	175	65	120	2	26	65	9	192	3.0
2007-08	49	3	494	66	180	.367	2	7	.286	37	51	.725	31	72	103	28	80	1	16	40	7	171	3.5
2008-09	18	0	160	11	41	.268	0	4	.000	8	11	.727	4	27	31	10	24	0	1	17	1	30	1.7
Totals	**230**	**44**	**3196**	**330**	**862**	**.383**	**6**	**26**	**.231**	**262**	**338**	**.775**	**200**	**482**	**682**	**188**	**453**	**5**	**101**	**248**	**38**	**928**	**4.0**

Rosenstein, Henry (Hank) • Forward • 6-4 • 185 • College: CCNY • Born Jun. 16, 1920 in Brooklyn, NY • Died Feb. 27, 2010

Member of Original 1946-47 Knicks. Also played for Providence (1946-47).

Regular Season

Season	G	GS	Min	FG	FGA	Pct.	3P	3PA	Pct.	FT	FTA	Pct.	Off	Def	Tot	Ast	PF	Dq	Stl	TO	Blk	Pts	Avg
1946-47	31	-	-	38	145	.262	-	-	-	57	95	.600	-	-	-	19	-	-	-	-	-	133	4.3

Rothenberg, Irwin (Irv) • Center • 6-8 • 215 • College: Long Island University • Born Dec. 31, 1921 in The Bronx, NY • Died Jul. 18, 2009

Purchased from St. Louis on Oct. 25, 1948. Also played for Cleveland (1946-47), Washington (1947-48), Baltimore (1947-48) and St. Louis (1947-48).

Regular Season

Season	G	GS	Min	FG	FGA	Pct.	3P	3PA	Pct.	FT	FTA	Pct.	Off	Def	Tot	Ast	PF	Dq	Stl	TO	Blk	Pts	Avg
1948-49	53	-	-	101	367	.275	-	-	-	112	174	.644	-	-	-	68	174	-	-	-	-	314	5.9

Playoffs

Season	G	GS	Min	FG	FGA	Pct.	3P	3PA	Pct.	FT	FTA	Pct.	Off	Def	Tot	Ast	PF	Dq	Stl	TO	Blk	Pts	Avg
1948-49	6	-	-	4	19	.211	-	-	-	2	10	.200	-	-	-	2	12	0	-	-	-	10	1.7

Rudd, John • Forward • 6-7 • 230 • College: McNeese State • Born Aug. 7, 1955 in DeRidder, LA

Selected in second round (32nd pick overall) of 1978 NBA Draft. Became free agent following 1978-79 season.

Regular Season

Season	G	GS	Min	FG	FGA	Pct.	3P	3PA	Pct.	FT	FTA	Pct.	Off	Def	Tot	Ast	PF	Dq	Stl	TO	Blk	Pts	Avg
1978-79	58	3	723	59	133	.444	-	-	-	66	93	.710	69	98	167	35	95	1	17	59	8	184	3.2

Rudometkin, John (Rudo The Hard-Nosed Trojan) • Forward • 6-6 • 205 • College: Southern California • Born Jun. 6, 1940 in Santa Maria, CA

Selected in second round (ninth pick overall) of 1962 NBA Draft. Signed on May 23, 1962. Waived on Oct. 31, 1964. Also played for San Francisco (1964-65).

Regular Season

Season	G	GS	Min	FG	FGA	Pct.	3P	3PA	Pct.	FT	FTA	Pct.	Off	Def	Tot	Ast	PF	Dq	Stl	TO	Blk	Pts	Avg
1962-63	56	-	572	108	307	.352	-	-	-	73	95	.768	-	-	149	30	58	0	-	-	-	289	5.2
1963-64	52	-	696	154	326	.472	-	-	-	87	116	.750	-	-	164	26	86	0	-	-	-	395	7.6
1964-65	1	0	22	3	8	.375	-	-	-	0	0	—	-	-	7	0	5	0	-	-	-	6	6.0
Totals	**109**	**0**	**1290**	**265**	**641**	**.413**	**-**	**-**	**-**	**160**	**211**	**.758**	**-**	**-**	**320**	**56**	**149**	**0**	**-**	**-**	**-**	**690**	**6.3**

Russell, Cazzie (Snazzy) • Forward • 6-5 • 220 • College: Michigan • Born Jun. 7, 1944 in Chicago, IL

Selected in first round (first overall pick) of 1966 NBA Draft. Signed on Sep. 12, 1966. Traded to San Francisco for Jerry Lucas on May 7, 1971. Also played for Golden State (1971-72 – 1973-74), L.A. Lakers (1974-75 – 1976-77) and Chicago (1977-78).

Regular Season

Season	G	GS	Min	FG	FGA	Pct.	3P	3PA	Pct.	FT	FTA	Pct.	Off	Def	Tot	Ast	PF	Dq	Stl	TO	Blk	Pts	Avg
1966-67	77	25	1696	344	789	.436	-	-	-	179	228	.785	-	-	251	187	174	1	-	-	-	867	11.3
1967-68	82	45	2296	551	1192	.462	-	-	-	282	349	.808	-	-	374	195	223	2	-	-	-	1384	16.9
1968-69	50	46	1645	362	804	.450	-	-	-	191	240	.796	-	-	209	115	140	1	-	-	-	915	18.3
1969-70	78	18	1563	385	773	.498	-	-	-	124	160	.775	-	-	236	135	137	0	-	-	-	894	11.5
1970-71	57	15	1056	216	504	.429	-	-	-	92	119	.773	-	-	192	77	74	0	-	-	-	524	9.2
Totals	**344**	**149**	**8256**	**1858**	**4062**	**.457**	**-**	**-**	**-**	**868**	**1096**	**.792**	**-**	**-**	**1262**	**709**	**748**	**4**	**-**	**-**	**-**	**4584**	**13.3**

Playoffs

Season	G	GS	Min	FG	FGA	Pct.	3P	3PA	Pct.	FT	FTA	Pct.	Off	Def	Tot	Ast	PF	Dq	Stl	TO	Blk	Pts	Avg
1966-67	4	0	89	26	66	.394	-	-	-	10	13	.769	-	-	19	11	16	1	-	-	-	62	15.5
1967-68	6	4	209	55	98	.561	-	-	-	20	24	.833	-	-	23	10	16	0	-	-	-	130	21.7
1968-69	5	0	36	5	21	.238	-	-	-	2	2	1.000	-	-	5	1	4	0	-	-	-	12	2.4
1969-70	19	0	306	80	165	.485	-	-	-	18	19	.947	-	-	47	16	31	0	-	-	-	178	9.4
1970-71	11	0	120	25	64	.391	-	-	-	12	12	1.000	-	-	22	8	14	0	-	-	-	62	5.6
Totals	**45**	**4**	**760**	**191**	**414**	**.461**	**-**	**-**	**-**	**62**	**70**	**.886**	**-**	**-**	**116**	**46**	**81**	**1**	**-**	**-**	**-**	**444**	**9.9**

Russell, Michael (Campy) • Forward • 6-8 • 215 • College: Michigan • Born Jan. 12, 1952 in Jackson, TN

Traded from Cleveland in three-team deal on Sep. 25, 1980; New York sent Joe C. Meriweather and 1981 first-round draft choice to Kansas City; Kansas City sent Bill Robinzine to Cleveland. Traded to Cleveland for 1985 conditional second-round draft choice on Sep. 29, 1984. Also played for Cleveland (1974-75 – 1979-80, 1984-85).

Regular Season

Season	G	GS	Min	FG	FGA	Pct.	3P	3PA	Pct.	FT	FTA	Pct.	Off	Def	Tot	Ast	PF	Dq	Stl	TO	Blk	Pts	Avg
1980-81	79	79	2865	508	1095	.464	8	26	.308	268	343	.781	109	244	353	257	248	2	99	212	8	1292	16.4
1981-82	77	63	2358	410	858	.478	25	57	.439	228	294	.776	86	150	236	284	221	1	77	195	12	1073	13.9
1982-83										Did Not Play - Injured													
1983-84										Did Not Play - Injured													
Totals	**156**	**142**	**5223**	**918**	**1953**	**.470**	**33**	**83**	**.398**	**496**	**637**	**.779**	**195**	**394**	**589**	**541**	**469**	**3**	**176**	**407**	**20**	**2365**	**15.2**

Playoffs

Season	G	GS	Min	FG	FGA	Pct.	3P	3PA	Pct.	FT	FTA	Pct.	Off	Def	Tot	Ast	PF	Dq	Stl	TO	Blk	Pts	Avg
1980-81	2	2	89	15	34	.441	0	2	.000	16	17	.941	1	8	9	9	9	0	4	8	1	46	23.0

Samb, Cheikh • Center • 7-1 • 245 • College: none • Born Oct. 22, 1984 in Dakar, Senegal

Signed to the first of two 10-day contracts on Mar. 2, 2009. Became free agent following 2008-09 season. Also played for Detroit (2007-08), Denver (2008-09) and L.A. Clippers (2008-09).

Regular Season

Season	G	GS	Min	FG	FGA	Pct.	3P	3PA	Pct.	FT	FTA	Pct.	Off	Def	Tot	Ast	PF	Dq	Stl	TO	Blk	Pts	Avg
2008-09	2	0	8	0	3	.000	0	0	---	0	2	.000	1	1	2	0	0	0	0	0	0	0	0.0

Santini, Robert (Bob) • Forward • 6-5 • 191 • College: Iona • Born Feb. 17, 1932 in The Bronx, NY

Selected in fifth round of 1953 NBA Draft. Waived on Nov. 19, 1955.

Regular Season

Season	G	GS	Min	FG	FGA	Pct.	3P	3PA	Pct.	FT	FTA	Pct.	Off	Def	Tot	Ast	PF	Dq	Stl	TO	Blk	Pts	Avg
1955-56	4	-	23	5	10	.500	-	-	-	1	2	.500	-	-	3	1	4	0	-	-	-	11	2.8

Scales, DeWayne (Hot Man) • Forward • 6-9 • 208 • College: Louisiana State • Born Dec. 28, 1958 in Dallas, TX

Selected in second round (36th pick overall) of 1980 NBA Draft. Waived on Nov. 10, 1981. Signed as free agent on Jul. 27, 1982. Waived in Oct. 1982. Also played for Washington (1983-84).

Regular Season

Season	G	GS	Min	FG	FGA	Pct.	3P	3PA	Pct.	FT	FTA	Pct.	Off	Def	Tot	Ast	PF	Dq	Stl	TO	Blk	Pts	Avg
1980-81	44	7	484	94	225	.418	1	6	.167	26	39	.667	47	85	132	10	54	0	12	30	4	215	4.9
1981-82	3	0	24	1	5	.200	0	0	—	1	2	.500	2	3	5	0	3	0	1	2	1	3	1.0
Totals	**47**	**7**	**508**	**95**	**230**	**.413**	**1**	**6**	**.167**	**27**	**41**	**.659**	**49**	**88**	**137**	**10**	**57**	**0**	**13**	**32**	**5**	**218**	**4.6**

Schaus, Frederick (Fred) • Forward • 6-5 • 210 • College: West Virginia • Born Jun. 30, 1925 in Newark, OH • Died Feb. 10, 2010

Purchased from Fort Wayne on Dec. 29, 1953. Also played for Fort Wayne (1949-50 -1953-54).

Regular Season

Season	G	GS	Min	FG	FGA	Pct.	3P	3PA	Pct.	FT	FTA	Pct.	Off	Def	Tot	Ast	PF	Dq	Stl	TO	Blk	Pts	Avg
1953-54	67	-	1515	161	415	.388	-	-	-	153	195	.785	-	-	267	109	-	-	-	-	-	475	7.1

Playoffs

Season	G	GS	Min	FG	FGA	Pct.	3P	3PA	Pct.	FT	FTA	Pct.	Off	Def	Tot	Ast	PF	Dq	Stl	TO	Blk	Pts	Avg
1953-54	4	3	119	7	25	.280	-	-	-	14	15	.933	-	-	12	8	18	2	-	-	-	28	7.0

Schectman, Benjamin (Ossie) • Guard • 6-0 • 175 • College: Long Island University • Born May 30, 1919 in New Brunswick, NJ

Member of Original 1946-47 Knicks. Signed on Jul. 30, 1946.

Regular Season

Season	G	GS	Min	FG	FGA	Pct.	3P	3PA	Pct.	FT	FTA	Pct.	Off	Def	Tot	Ast	PF	Dq	Stl	TO	Blk	Pts	Avg
1946-47	54	-	-	162	588	.276	-	-	-	111	179	.620	-	-	-	109	115	-	-	-	-	435	8.1

Scherer, Herbert (Herb) • Center • 6-9 • 212 • College: Long Island University • Born Dec. 21, 1928 in Maplewood, NJ • Died Jun. 28, 2012

Selected in second round of 1950 NBA Draft. Also played for Tri-Cities (1950-51).

Regular Season

Season	G	GS	Min	FG	FGA	Pct.	3P	3PA	Pct.	FT	FTA	Pct.	Off	Def	Tot	Ast	PF	Dq	Stl	TO	Blk	Pts	Avg
1951-52	12	-	167	19	65	.292	-	-	-	9	14	.643	-	-	26	6	25	0	-	-	-	47	3.9

Scott, Dennis (3-D) • Guard/Forward • 6-8 • 229 • College: Georgia Tech • Born Sep. 5, 1968 in Hagerstown, MD

Signed as free agent on Jan. 24, 1999. Waived on Mar. 13, 1999. Also played for Orlando (1990-91 – 1996-97), Dallas (1997-98), Phoenix (1997-98), Minnesota (1998-99) and Vancouver (1999-2000).

Regular Season

Season	G	GS	Min	FG	FGA	Pct.	3P	3PA	Pct.	FT	FTA	Pct.	Off	Def	Tot	Ast	PF	Dq	Stl	TO	Blk	Pts	Avg
1998-99	15	0	206	17	56	.304	8	29	.276	1	4	.250	3	17	20	8	17	0	44	85	1	43	2.9

Scurry, Carey • Forward • 6-7 • 190 • College: Long Island University • Born Dec. 4, 1962 in Brooklyn, NY

Signed to first of two consecutive 10-day contracts on Mar. 2, 1988. Contract expired on Mar. 21, 1988. Also played for Utah (1985-86 – 1987-88).

Regular Season

Season	G	GS	Min	FG	FGA	Pct.	3P	3PA	Pct.	FT	FTA	Pct.	Off	Def	Tot	Ast	PF	Dq	Stl	TO	Blk	Pts	Avg
1987-88	4	0	8	1	2	.500	0	0	—	0	0	—	1	2	3	1	3	0	2	2	1	2	0.5

Sears, Kenneth (Kenny/Big Cat) • Forward • 6-9 • 200 • College: Santa Clara • Born Aug. 17, 1933 in Watsonville, CA

Selected in first round (fifth overall) of 1955 NBA Draft. Re-signed on Sep. 10, 1956, Jul. 22, 1957 & Jun. 23, 1958 & Sep. 17, 1962. Re-signed in May 1962 following dismissal of antitrust suit filed versus Knicks and NBA. Traded, with Willie Naulls, to San Francisco for Tom Gola on Dec. 5, 1962. Also played for San Francisco (1962-63 - 1963-64).

Regular Season

Season	G	GS	Min	FG	FGA	Pct.	3P	3PA	Pct.	FT	FTA	Pct.	Off	Def	Tot	Ast	PF	Dq	Stl	TO	Blk	Pts	Avg
1955-56	70	-	2069	319	728	.438	-	-	-	258	324	.796	-	-	616	114	201	4	-	-	-	896	12.8
1956-57	72	-	2516	343	821	.418	-	-	-	383	485	.790	-	-	614	101	226	2	-	-	-	1069	14.8
1957-58	72	-	2685	445	1014	.439	-	-	-	452	550	.822	-	-	785	126	251	7	-	-	-	1342	18.6
1958-59	71	-	2498	491	1002	.490	-	-	-	506	588	.861	-	-	658	136	237	7	-	-	-	1488	21.0
1959-60	64	-	2103	412	863	.477	-	-	-	363	418	.868	-	-	489	127	191	2	-	-	-	1187	18.5
1960-61	52	-	1396	241	568	.424	-	-	-	268	325	.825	-	-	293	102	165	6	-	-	-	750	14.4
1962-63	23	-	359	48	92	.522	-	-	-	26	46	.565	-	-	67	40	29	0	-	-	-	122	5.3
Totals	**424**	**-**	**13626**	**2299**	**5088**	**.452**	**-**	**-**	**-**	**2256**	**2736**	**.825**	**-**	**-**	**3522**	**746**	**1300**	**28**	**-**	**-**	**-**	**6854**	**16.2**

Playoffs

Season	G	GS	Min	FG	FGA	Pct.	3P	3PA	Pct.	FT	FTA	Pct.	Off	Def	Tot	Ast	PF	Dq	Stl	TO	Blk	Pts	Avg
1958-59	2	2	64	10	27	.370	-	-	-	13	15	.867	-	-	17	6	6	0	-	-	-	33	16.5

NBA All-Star

Season	Min	FG	FGA	Pct.	3P	3PA	Pct.	FT	FTA	Pct.	Off	Def	Tot	Ast	PF	Dq	Stl	TO	Blk	Pts
1958	14	4	8	.500	-	-	-	4	5	.800	-	-	1	0	1	0	-	-	-	12
1959	26	5	9	.556	-	-	-	5	5	1.000	-	-	8	1	4	0	-	-	-	15
Totals	**40**	**9**	**17**	**.529**	**-**	**-**	**-**	**9**	**10**	**.900**	**-**	**-**	**9**	**1**	**5**	**0**	**-**	**-**	**-**	**27**

Selvy, Franklin (Frank/Fab) • Guard • 6-3 • 180 • College: Furman • Born Nov. 9, 1932 in Corbin, KY

Traded from St. Louis for a 1959 second-round draft choice on Oct. 22, 1958. Signed on Aug. 31, 1959. Waived on Oct. 25, 1959. Also played for Baltimore (1954-55), Milwaukee (1954-55), St. Louis (1955-56 - 1957-58), Minneapolis (1957-58, 1959-60), Syracuse (1959-60) and L.A. Lakers (1960-61 -1963-64).

Regular Season

Season	G	GS	Min	FG	FGA	Pct.	3P	3PA	Pct.	FT	FTA	Pct.	Off	Def	Tot	Ast	PF	Dq	Stl	TO	Blk	Pts	Avg
1958-59	68	-	1448	233	605	.385	-	-	-	201	262	.767	-	-	248	96	113	1	-	-	-	667	9.8

Playoffs

Season	G	GS	Min	FG	FGA	Pct.	3P	3PA	Pct.	FT	FTA	Pct.	Off	Def	Tot	Ast	PF	Dq	Stl	TO	Blk	Pts	Avg
1958-59	2	0	43	10	20	.500	-	-	-	9	11	.818	-	-	4	3	6	0	-	-	-	29	14.5

Sene, Mouhamed • Center • 6-11 • 230 • College: none • Born May 12, 1986 in Thies, Senegal

Signed as free agent on Apr. 9, 2009. Waived on Jul. 31 2009. Also played for Seattle/Oklahoma City (2006-07 – 2008-09).

Regular Season

Season	G	GS	Min	FG	FGA	Pct.	3P	3PA	Pct.	FT	FTA	Pct.	Off	Def	Tot	Ast	PF	Dq	Stl	TO	Blk	Pts	Avg
2008-09	1	0	6	1	2	.500	0	0	---	1	1	1.000	2	3	5	0	0	0	0	1	1	3	3.0

Shavlik, Ronald (Ron) • Forward • 6-8 • 200 • College: North Carolina State • Born Dec. 4, 1933 in Denver, CO • Died Jun. 27, 1983

Selected in first round (fourth overall) of 1956 NBA Draft. Signed on Jun. 18, 1956 and Sep. 17, 1957.

Regular Season

Season	G	GS	Min	FG	FGA	Pct.	3P	3PA	Pct.	FT	FTA	Pct.	Off	Def	Tot	Ast	PF	Dq	Stl	TO	Blk	Pts	Avg
1956-57	7	-	72	4	22	.182	-	-	-	2	5	.400	-	-	22	0	12	0	-	-	-	10	1.4
1957-58	1	-	2	0	1	.000	-	-	-	0	0	—	-	-	1	0	0	0	-	-	-	0	0.0
Totals	**8**	**-**	**74**	**4**	**23**	**.174**	**-**	**-**	**-**	**2**	**5**	**.400**	**-**	**-**	**23**	**0**	**12**	**0**	**-**	**-**	**-**	**10**	**1.3**

Shelton, Lonnie • Forward • 6-8 • 255 • College: Oregon State • Born Oct. 19, 1955 in Bakersfield, CA

Selected in second round (25th pick overall) of 1976 NBA Draft. Awarded to Seattle, with 1979 first-round draft choice and cash on Sep. 29, 1978 as compensation for signing veteran free agent Marvin Webster; received 1981 first-round draft choice and cash as part of transaction. Also played for Seattle (1978-79) and Cleveland (1983-84 – 1985-86).

Regular Season

Season	G	GS	Min	FG	FGA	Pct.	3P	3PA	Pct.	FT	FTA	Pct.	Off	Def	Tot	Ast	PF	Dq	Stl	TO	Blk	Pts	Avg
1976-77	82	57	2104	398	836	.476	-	-	-	159	225	.707	220	413	633	149	363	10	125	-	98	955	11.6
1977-78	82	45	2319	508	988	.514	-	-	-	203	276	.736	204	376	580	195	350	11	109	228	112	1219	14.9
Totals	**164**	**102**	**4423**	**906**	**1824**	**.497**	**-**	**-**	**-**	**362**	**501**	**.723**	**424**	**789**	**1213**	**344**	**713**	**21**	**234**	**228**	**210**	**2174**	**13.3**

Playoffs

Season	G	GS	Min	FG	FGA	Pct.	3P	3PA	Pct.	FT	FTA	Pct.	Off	Def	Tot	Ast	PF	Dq	Stl	TO	Blk	Pts	Avg
1977-78	6	4	151	30	56	.536	-	-	-	6	8	.750	18	26	44	17	29	1	2	14	5	66	11.0

Sherod, Edmund (Ed) • Guard • 6-2 • 170 • College: Virginia Commonwealth • Born Sep. 13, 1959 in Richmond, VA

Traded from New Jersey for 1983 third-round draft choice on Sep. 30, 1982. Waived in Jun. 1983. Also played for New Jersey (1981-82).

Regular Season

Season	G	GS	Min	FG	FGA	Pct.	3P	3PA	Pct.	FT	FTA	Pct.	Off	Def	Tot	Ast	PF	Dq	Stl	TO	Blk	Pts	Avg
1982-83	64	37	1624	171	421	.406	1	13	.077	52	80	.650	43	106	149	311	112	2	96	104	14	395	6.2

Playoffs

Season	G	GS	Min	FG	FGA	Pct.	3P	3PA	Pct.	FT	FTA	Pct.	Off	Def	Tot	Ast	PF	Dq	Stl	TO	Blk	Pts	Avg
1982-83	4	0	15	1	4	.250	0	0	---	0	0	---	0	1	1	3	2	0	2	1	0	2	0.5

Short, Eugene • Forward • 6-6 • 200 • College: Jackson State • Born Aug. 7, 1953 in Macon, MS

Selected in first round (ninth pick overall) of 1975 NBA Draft. Traded to Seattle, with cash and option for future draft choice, for Spencer Haywood on Oct. 24, 1975. Signed as free agent on Nov. 26, 1975. Also played for Seattle (1975-76).

Regular Season

Season	G	GS	Min	FG	FGA	Pct.	3P	3PA	Pct.	FT	FTA	Pct.	Off	Def	Tot	Ast	PF	Dq	Stl	TO	Blk	Pts	Avg
1975-76	27	0	185	26	80	.325	-	-	-	19	30	.633	17	24	41	8	31	0	8	-	3	71	2.6

Shrider, Richard (Dick) • Guard • 6-2 • 190 • College: Ohio • Born Feb. 7, 1923 in Glenford, OH

Selected in 1948 BAA Draft. Also played for Detroit (1948-49).

Regular Season

Season	G	GS	Min	FG	FGA	Pct.	3P	3PA	Pct.	FT	FTA	Pct.	Off	Def	Tot	Ast	PF	Dq	Stl	TO	Blk	Pts	Avg
1948-49	4	-	-	0	0	—	-	-	-	1	3	.333	-	-	-	2	2	-	-	-	-	1	0.3

Shue, Eugene (Gene) • Guard • 6-2 • 175 • College: Maryland • Born Dec. 18, 1931 in Baltimore, MD

Contract purchased from Philadelphia on Nov. 28, 1954. Re-signed on Sep. 19, 1955. Traded to Fort Wayne for Ron Sobieszczyk on Apr. 30, 1956. Traded from Detroit for Darrall Imhoff and cash on Aug. 29, 1962. Traded to Baltimore, with Paul Hogue, for Bill McGill on Oct. 30, 1963. Also played for Philadelphia (1954-55), Fort Wayne (1956-57), Detroit (1957-58 - 1961-62) and Baltimore (1963-64).

Regular Season

Season	G	GS	Min	FG	FGA	Pct.	3P	3PA	Pct.	FT	FTA	Pct.	Off	Def	Tot	Ast	PF	Dq	Stl	TO	Blk	Pts	Avg
1954-55	56	-	885	97	276	.351	-	-	-	55	73	.753	-	-	144	77	63	0	-	-	-	249	4.4
1955-56	72	-	1750	240	625	.384	-	-	-	181	237	.764	-	-	212	179	111	0	-	-	-	661	9.2
1962-63	78	-	2288	354	894	.396	-	-	-	208	302	.689	-	-	191	259	171	0	-	-	-	916	11.7
Totals	**206**	**-**	**4923**	**691**	**1795**	**.385**	**-**	**-**	**-**	**444**	**612**	**.725**	**-**	**-**	**547**	**515**	**345**	**0**	**-**	**-**	**-**	**1825**	**8.9**

Playoffs

Season	G	GS	Min	FG	FGA	Pct.	3P	3PA	Pct.	FT	FTA	Pct.	Off	Def	Tot	Ast	PF	Dq	Stl	TO	Blk	Pts	Avg
1954-55	3	0	49	8	17	.471	-	-	-	6	7	.857	-	-	12	4	5	0	-	-	-	22	7.3

Shumpert, Iman • Guard • 6-5 • 220 • College: Georgia Tech • Born Jun. 26, 1990 in Oak Park, IL

Selected in first round (17th overall pick) in 2011 NBA Draft.

Regular Season

Season	G	GS	Min	FG	FGA	Pct.	3P	3PA	Pct.	FT	FTA	Pct.	Off	Def	Tot	Ast	PF	Dq	Stl	TO	Blk	Pts	Avg
2011-12	59	35	1705	214	534	.401	48	157	.306	87	109	.798	42	144	186	164	173	1	101	111	8	563	9.5

Playoffs

Season	G	GS	Min	FG	FGA	Pct.	3P	3PA	Pct.	FT	FTA	Pct.	Off	Def	Tot	Ast	PF	Dq	Stl	TO	Blk	Pts	Avg
2011-12	1	1	19	0	2	.000	0	1	.000	0	0	---	0	1	1	0	2	0	1	1	0	0	0.0

Simmons, Cornelius (Connie) • Center • 6-8 • 225 • College: none • Born Mar. 15, 1925 in Newark, NJ • Died Apr. 15, 1989

Traded from Baltimore for Sid Tanenbaum and Tommy Byrnes on Feb. 11, 1949. Re-signed on Oct. 2, 1950. Traded to Baltimore, with Al McGuire, for Ray Felix and Chuck Grigsby on Sep. 17, 1954. Also played for Boston (1946-47 - 1947-48), Baltimore (1947-48 - 1948-49, 1954-55), Syracuse (1954-55) and Rochester (1955-56).

Regular Season

Season	G	GS	Min	FG	FGA	Pct.	3P	3PA	Pct.	FT	FTA	Pct.	Off	Def	Tot	Ast	PF	Dq	Stl	TO	Blk	Pts	Avg
1949-50	60	-	-	241	729	.331	-	-	-	198	299	.662	-	-	-	102	203	-	-	-	-	680	11.3
1950-51	66	-	-	229	613	.374	-	-	-	146	208	.702	-	-	426	117	222	8	-	-	-	604	9.2
1951-52	66	-	1558	227	600	.378	-	-	-	175	254	.689	-	-	471	121	214	8	-	-	-	629	9.5
1952-53	65	-	1707	240	637	.377	-	-	-	249	340	.732	-	-	458	127	252	9	-	-	-	729	11.2
1953-54	72	-	2006	255	713	.358	-	-	-	210	305	.689	-	-	484	128	234	1	-	-	-	720	10.0
Totals	**329**	**-**	**5271**	**1192**	**3292**	**.362**	**-**	**-**	**-**	**978**	**1406**	**.696**	**-**	**-**	**1839**	**595**	**1125**	**26**	**-**	**-**	**-**	**3362**	**10.2**

Playoffs

Season	G	GS	Min	FG	FGA	Pct.	3P	3PA	Pct.	FT	FTA	Pct.	Off	Def	Tot	Ast	PF	Dq	Stl	TO	Blk	Pts	Avg
1949-50	5	-	-	11	40	.275	-	-	-	20	21	.952	-	-	-	7	21	1	-	-	-	42	8.4
1950-51	14	-	-	55	151	.364	-	-	-	42	68	.618	-	-	94	24	61	1	-	-	-	152	10.9
1951-52	14	-	427	77	166	.464	-	-	-	68	89	.764	-	-	108	12	55	3	-	-	-	222	15.9
1952-53	11	-	341	47	128	.367	-	-	-	51	70	.729	-	-	82	25	48	1	-	-	-	145	13.2
1953-54	4	2	111	10	31	.323	-	-	-	25	36	.694	-	-	33	10	17	1	-	-	-	45	11.3
Totals	**48**	**2**	**879**	**200**	**516**	**.388**	**-**	**-**	**-**	**206**	**284**	**.725**	**-**	**-**	**317**	**78**	**202**	**7**	**-**	**-**	**-**	**606**	**12.6**

Sims, Courtney • Center • 6-11 • 245 • College: Michigan • Born Oct. 21, 1983 in Boston, MA

Signed as free agent to first of two 10-day contracts on Mar. 23, 2009. Also played for Indiana (2007-08) and Phoenix (2008-09).

Regular Season

Season	G	GS	Min	FG	FGA	Pct.	3P	3PA	Pct.	FT	FTA	Pct.	Off	Def	Tot	Ast	PF	Dq	Stl	TO	Blk	Pts	Avg
2008-09	1	0	11	3	6	.500	0	0	---	0	0	---	2	2	4	0	1	0	0	0	0	6	6.0

Knick Knacks

PUBLISHED BY THE KNICKERBOCKER PROFESSIONAL BASKETBALL TEAM • MADISON SQUARE GARDEN

Volume 4, Number 2 — November, 1950

Mikan-Led Lakers Battle Knicks in Garden

Courtesy of Harry Gallatin

Going up! The Knicks' three big men, Sweetwater Clifton, Connie Simmons and Harry Gallatin, in action. Clifton is 6-6, Simmons 6-8 and Gallatin 6-6.

Champs Here November 16

The mighty Minneapolis Lakers head the parade of six National Basketball Assn. rivals who oppose the New York Knickerbockers, in Madison Square Garden, on their remaining home dates in November. Two of these programs will be pro league doubleheaders.

The Lakers, with the turbulent George Mikan, engage Joe Lapchick's New York squad here, Thursday, Nov. 16, and two days later the vastly improved Philadelphia Warriors furnish the opposition on the Garden hardwood.

Then come the Boston Celtics, with Bob Cousy and Ed Macauley, Tuesday, Nov. 21, and the first league twin bill. That evening's opening game, at 7:30, pairs the Baltimore Bullets with the Tri-Cities Blackhawks. Thursday, Nov. 23, the Washington Capitols, with Dick Schnittker, Big Ten scoring champion from Ohio State, make their seasonal bow.

Syracuse, with Adolph Schayes, Gerry Calabrese and Don Lofgran, make its second league appearance, Tuesday, Nov. 28, engaging the Knicks in the windup of another league doubleheader. The opener finds the Philadelphia Warriors tackling the Boston Celtics.

We'll Mail 'Em

This is the second issue of Knick Knacks for the 1950-51 basketball campaign.

Knick Knacks, published monthly during the season, deals with the New York Knickerbockers and other teams in the professional National Basketball Assn.

If you are not already on our mailing list and desire to be included write Basketball Dept., Madison Square Garden, 317 W. 49th St. There is no charge.

Bob Cousy Off to Good Start With Boston Celtics

Bob Cousy

Exhibitions and early season games indicate Bob Cousy, former Holy Cross All-American, is headed for a successful pro year with the Boston Celtics, who engage the Knicks, in the Garden, Tues., Nov. 21, in the windup of a pro doubleheader, featuring the Baltimore Bullets and Tri-Cities in the curtain raiser.

Cousy, Holy Cross' all-time scoring champion, averaged 19.4 points per game for the Crusaders last season and was the driving force in the Cross' 26-game winning streak. He proved a sensational ball-handler, feeder and scorer in collegiate competition and is expected to continue this all-around skill as the Celtics' backcourt man.

Teaming with Cousy to make Boston one of the strongest outfits in the NBA are Chuck Cooper, of Duquesne; Ed Leede, Dartmouth; Ed Macauley, St. Louis; Sonny Hertzberg, ex-Knick from CCNY, and Andy Duncan, purchased from the Rochester Royals.

With only one regular and two reserves from last season, Coach Red Auerbach is starting from scratch but he has the makings of a successful campaign.

The Celtics' key man, of course, is big Macauley, who totalled 1,081 points in his pro debut last season with St. Louis, fifth best in the league.

Tony Lavelli, national scoring champion at Yale, has left the Celtics, for a musical career.

Singleton, McKinley • Guard • 6-5 • 175 • College: Alabama-Birmingham • Born Oct. 29, 1961 in Memphis, TN

Signed as free agent on Aug. 26, 1986. Waived on Nov. 14, 1986.

Regular Season

Season	G	GS	Min	FG	FGA	Pct.	3P	3PA	Pct.	FT	FTA	Pct.	Off	Def	Tot	Ast	PF	Dq	Stl	TO	Blk	Pts	Avg
1986-87	2	0	10	2	3	.667	0	1	.000	0	0	—	0	0	0	1	1	0	0	0	0	4	2.0

Smith, Bill • Forward • 6-5 • 190 • College: St. Peter's • Born Apr. 26, 1939

Selected in fifth round (42nd pick overall) of 1961 NBA Draft. Signed on Jun. 14, 1961.

Regular Season

Season	G	GS	Min	FG	FGA	Pct.	3P	3PA	Pct.	FT	FTA	Pct.	Off	Def	Tot	Ast	PF	Dq	Stl	TO	Blk	Pts	Avg
1961-62	9	-	83	8	33	.242	-	-	-	7	8	.875	-	-	16	7	6	0	-	-	-	23	2.6

Smith, Charles • Forward • 6-10 • 245 • College: Pittsburgh • Born Jul. 16, 1965 in Bridgeport, CT

Traded from L.A. Clippers, with Glenn Rivers and Bo Kimble, on Sep. 22, 1992 in three-team deal; L.A. Clippers received Mark Jackson and 1995 second-round draft choice from New York and Stanley Roberts from Orlando; Orlando received 1993 first-round draft choice from New York and worst of Clippers two first round draft choices in either 1993 or 1994. Traded to San Antonio, with Monty Williams, for J.R. Reid, Brad Lohaus and 1996 first-round draft choice on Feb. 8, 1996. Also played for L.A. Clippers (1988-89 – 1991-92) and San Antonio (1995-96 – 1996-97).

Regular Season

Season	G	GS	Min	FG	FGA	Pct.	3P	3PA	Pct.	FT	FTA	Pct.	Off	Def	Tot	Ast	PF	Dq	Stl	TO	Blk	Pts	Avg
1992-93	81	68	2172	358	764	.469	0	2	.000	287	367	.782	170	262	432	142	254	4	48	155	96	1003	12.4
1993-94	43	21	1105	176	397	.443	8	16	.500	87	121	.719	66	99	165	50	144	4	26	64	45	447	10.4
1994-95	76	58	2150	352	747	.471	7	31	.226	255	322	.792	144	180	324	120	286	6	49	147	95	966	12.7
1995-96	41	4	890	114	294	.388	2	15	.133	73	103	.709	59	101	160	29	124	2	18	61	51	303	7.4
Totals	**241**	**151**	**6317**	**1000**	**2202**	**.454**	**17**	**64**	**.266**	**702**	**913**	**.769**	**439**	**642**	**1081**	**341**	**808**	**16**	**141**	**427**	**287**	**2719**	**11.3**

Playoffs

Season	G	GS	Min	FG	FGA	Pct.	3P	3PA	Pct.	FT	FTA	Pct.	Off	Def	Tot	Ast	PF	Dq	Stl	TO	Blk	Pts	Avg
1992-93	15	15	388	65	138	.471	0	0	—	37	50	.740	27	33	60	20	52	1	9	29	14	167	11.1
1993-94	25	18	612	85	177	.480	0	3	.000	51	70	.729	34	61	95	25	92	0	12	32	24	221	8.8
1994-95	11	11	303	51	95	.537	0	2	.000	17	30	.567	20	22	42	13	44	1	13	24	17	119	10.8
Totals	**51**	**44**	**1303**	**201**	**410**	**.490**	**0**	**5**	**.000**	**105**	**150**	**.700**	**81**	**116**	**197**	**58**	**188**	**2**	**34**	**85**	**55**	**507**	**9.9**

Smith, Earl (J.R.) • Guard • 6-6 • 220 • College: none • Born Sep. 9, 1985 in Freehold, NJ

Signed as free agent on Feb. 17, 2012. Re-signed on Jul. 11, 2012. Also played for New Orleans/Oklahoma City (2004-05 – 2005-06) and Denver (2006-07 – 2010-11).

Regular Season

Season	G	GS	Min	FG	FGA	Pct.	3P	3PA	Pct.	FT	FTA	Pct.	Off	Def	Tot	Ast	PF	Dq	Stl	TO	Blk	Pts	Avg
2011-12	35	1	967	165	405	.407	67	193	.347	39	55	.709	29	107	136	84	87	0	54	46	6	436	12.5

Playoffs

Season	G	GS	Min	FG	FGA	Pct.	3P	3PA	Pct.	FT	FTA	Pct.	Off	Def	Tot	Ast	PF	Dq	Stl	TO	Blk	Pts	Avg
2011-12	5	0	175	24	76	.316	5	28	.179	8	8	1.000	2	11	13	11	19	0	6	11	1	61	12.2

Smith, Edward (Ed) • Forward • 6-6 • 195 • College: Harvard • Born Jul. 5, 1929 in West Jefferson, OH • Died Nov. 26, 1998

Selected in 1951 NBA Draft. Signed on Sep. 9, 1953. Waived on Feb. 15, 1954. Signed on Aug. 30, 1954.

Regular Season

Season	G	GS	Min	FG	FGA	Pct.	3P	3PA	Pct.	FT	FTA	Pct.	Off	Def	Tot	Ast	PF	Dq	Stl	TO	Blk	Pts	Avg
1953-54	11	-	104	11	45	.244	-	-	-	6	10	.600	-	-	26	9	15	0	-	-	-	28	2.5

Smith, Randolph (Randy/Ironman) • Guard • 6-3 • 185 • College: Buffalo State • Born Dec. 12, 1948 in Bellport, NY • Died Jun. 4, 2009

Traded from Cleveland for 1981 first-round draft choice on May 20, 1981. Became free agent following 1981-82 season. Also played for Buffalo (1971-72 – 1977-78), San Diego (1978-79, 1982-83), Cleveland (1979-80 – 1980-81) and Atlanta (1982-83).

Regular Season

Season	G	GS	Min	FG	FGA	Pct.	3P	3PA	Pct.	FT	FTA	Pct.	Off	Def	Tot	Ast	PF	Dq	Stl	TO	Blk	Pts	Avg
1981-82	82	40	2033	348	748	.465	3	11	.273	122	151	.808	53	102	155	255	199	1	91	124	1	821	10.0

Smith, William F. (Bill) • Forward • 6-5 • 190 • College: St. Peter's • Born Apr. 26, 1939

Selected in fifth round (42nd pick overall) of 1961 NBA Draft. Signed on Jun. 14, 1961.

Regular Season

Season	G	GS	Min	FG	FGA	Pct.	3P	3PA	Pct.	FT	FTA	Pct.	Off	Def	Tot	Ast	PF	Dq	Stl	TO	Blk	Pts	Avg
1961-62	9	-	83	8	33	.242	-	-	-	7	8	.875	-	-	16	7	6	0	-	-	-	23	2.6

Smyth, Joseph (Joe) • Guard • 6-3 • 215 • College: Niagara • Born May 22, 1929 in New York, NY • Died Jun. 10, 1999

Selected in 1953 NBA Draft. Recalled from the Washington Generals on Dec. 28, 1953. Also played for Baltimore (1953-54).

Regular Season

Season	G	GS	Min	FG	FGA	Pct.	3P	3PA	Pct.	FT	FTA	Pct.	Off	Def	Tot	Ast	PF	Dq	Stl	TO	Blk	Pts	Avg
1953-54	8	-	59	5	15	.333	-	-	-	5	9	.556	-	-	10	2	-	-	-	-	-	15	1.9

Sobieszczyk, Ronald (Ron Sobie) • Guard • 6-3 • 195 • College: DePaul • Born Sep. 21, 1934 in Chicago, IL • Died Oct. 23, 2009

Traded from Fort Wayne for Gene Shue on Apr. 30, 1956. Sold to Minneapolis in Nov. 1959. Also played for Minneapolis (1959-60).

Regular Season

Season	G	GS	Min	FG	FGA	Pct.	3P	3PA	Pct.	FT	FTA	Pct.	Off	Def	Tot	Ast	PF	Dq	Stl	TO	Blk	Pts	Avg
1956-57	71	-	1378	166	442	.376	-	-	-	152	199	.764	-	-	326	129	158	0	-	-	-	484	6.8
1957-58	55	-	1399	217	539	.403	-	-	-	196	239	.820	-	-	263	125	147	3	-	-	-	630	11.5
1958-59	50	-	867	144	400	.360	-	-	-	112	133	.842	-	-	154	78	84	0	-	-	-	400	8.0
1959-60	15	-	223	36	104	.346	-	-	-	31	36	.861	-	-	44	19	28	0	-	-	-	103	6.9
Totals	**191**	**-**	**3867**	**563**	**1485**	**.379**	**-**	**-**	**-**	**491**	**607**	**.809**	**-**	**787**	**789**	**351**	**417**	**3**	**-**	**-**	**-**	**1617**	**8.5**

Sparrow, Guy (The Bird) • Forward • 6-6 • 218 • College: Detroit • Born Nov. 2, 1932 in Pontiac, MI

Selected in third round (21st overall) of 1955 NBA Draft. Traded to Philadelphia for Jack George in Jan. 1959. Also played for Philadelphia (1959-60).

Regular Season

Season	G	GS	Min	FG	FGA	Pct.	3P	3PA	Pct.	FT	FTA	Pct.	Off	Def	Tot	Ast	PF	Dq	Stl	TO	Blk	Pts	Avg
1957-58	72	-	1661	318	838	.379	-	-	-	165	257	.642	-	-	461	69	232	6	-	-	-	801	11.1
1958-59	44	-	607	96	308	.312	-	-	-	57	98	.582	-	-	187	45	115	3	-	-	-	249	5.7
Totals	**116**	**-**	**2268**	**414**	**1146**	**.361**	**-**	**-**	**-**	**222**	**355**	**.625**	**-**	**-**	**648**	**114**	**347**	**9**	**-**	**-**	**-**	**1050**	**9.1**

Sparrow, Rory • Guard • 6-2 • 175 • College: Villanova • Born Jun. 12, 1958 in Suffolk, VA

Traded from Atlanta for Scott Hastings and cash on Feb. 12, 1983. Traded to Chicago for 1988 second-round draft choice on Nov. 12, 1987. Also played for New Jersey (1980-81), Atlanta (1981-82 - 1982-83), Chicago (1987-88, 1991-92), Miami (1988-89 – 1989-90), Sacramento (1990-91) and L.A. Lakers (1991-92).

Regular Season

Season	G	GS	Min	FG	FGA	Pct.	3P	3PA	Pct.	FT	FTA	Pct.	Off	Def	Tot	Ast	PF	Dq	Stl	TO	Blk	Pts	Avg
1982-83	32	9	880	128	298	.430	2	7	.286	63	86	.733	22	67	89	159	93	2	37	71	4	321	10.0
1983-84	79	74	2436	350	738	.474	10	39	.256	108	131	.824	48	141	189	539	230	4	100	210	8	818	10.4
1984-85	79	41	2292	326	662	.492	7	31	.226	122	141	.865	38	131	169	557	200	2	81	150	9	781	9.9
1985-86	74	74	2344	345	723	.477	5	20	.250	101	127	.795	50	120	170	472	182	1	85	154	14	796	10.8
1986-87	80	30	1951	263	590	.446	11	42	.262	71	89	.798	29	86	115	432	160	0	67	140	6	608	7.6
1987-88	3	0	52	5	19	.263	0	1	.000	0	0	—	1	1	2	5	7	0	4	6	0	10	3.3
Totals	**347**	**228**	**9955**	**1417**	**3030**	**.468**	**35**	**140**	**.250**	**465**	**574**	**.810**	**188**	**546**	**734**	**2164**	**872**	**9**	**374**	**731**	**41**	**3334**	**9.6**

Playoffs

Season	G	GS	Min	FG	FGA	Pct.	3P	3PA	Pct.	FT	FTA	Pct.	Off	Def	Tot	Ast	PF	Dq	Stl	TO	Blk	Pts	Avg
1982-83	6	6	202	30	71	.423	1	5	.200	17	21	.810	3	10	13	42	18	1	7	13	0	78	13.0
1983-84	12	12	389	54	121	.446	2	6	.333	24	30	.800	10	16	26	86	41	2	12	30	1	134	11.2
Totals	**18**	**18**	**591**	**84**	**192**	**.438**	**3**	**11**	**.273**	**41**	**51**	**.804**	**13**	**26**	**39**	**128**	**59**	**3**	**19**	**43**	**1**	**212**	**11.8**

Spencer, Felton (Chief) • Center • 7-0 • 266 • College: Louisville • Born Jan. 5, 1968 in Louisville, KY

Signed as free agent on Oct. 3, 2000. Became free agent following 2000-01 season. Re-signed on Sept. 28, 2001. Became free agent following 2001-02 season. Also played for Minnesota (1990-91 – 1992-93), Utah (1993-94 – 1995-96), Orlando (1996-97), Golden State (1996-97) and San Antonio (1999-2000).

Regular Season

Season	G	GS	Min	FG	FGA	Pct.	3P	3PA	Pct.	FT	FTA	Pct.	Off	Def	Tot	Ast	PF	Dq	Stl	TO	Blk	Pts	Avg
2000-01	18	0	113	12	20	.600	0	0	—	15	25	.600	16	19	35	2	24	0	2	11	2	39	2.2
2001-02	32	8	248	6	26	.231	0	0	—	17	33	.515	16	34	50	3	73	0	7	12	8	29	0.9
Totals	**50**	**8**	**361**	**18**	**46**	**.391**	**0**	**0**	**—**	**32**	**58**	**.552**	**32**	**53**	**85**	**5**	**97**	**0**	**9**	**23**	**10**	**68**	**1.4**

Playoffs

Season	G	GS	Min	FG	FGA	Pct.	3P	3PA	Pct.	FT	FTA	Pct.	Off	Def	Tot	Ast	PF	Dq	Stl	TO	Blk	Pts	Avg
2000-01	2	0	4	0	0	—	0	0	—	0	0	—	0	0	0	0	2	0	0	0	0	0	0.0

Spoelstra, Arthur (Art) • Forward • 6-9 • 220 • College: Western Kentucky • Born Sep. 11, 1932 in Grand Rapids, MI • Died Apr. 9, 2008

Traded from Minneapolis for cash and the rights to Bo Erias on Feb. 5, 1958. Also played for Rochester (1954-55 - 1956-57) and Minneapolis (1957-58).

Regular Season

Season	G	GS	Min	FG	FGA	Pct.	3P	3PA	Pct.	FT	FTA	Pct.	Off	Def	Tot	Ast	PF	Dq	Stl	TO	Blk	Pts	Avg
1957-58	17	-	207	20	66	.303	-	-	-	27	37	.730	-	-	51	6	36	1	-	-	-	67	3.9

Sprewell, Latrell (Spree) • Guard/Forward • 6-5 • 190 • College: Alabama • Born Sep. 8, 1970 in Milwaukee, WI

Traded from Golden State for Terry Cummings, Chris Mills and John Starks on Jan. 21, 1999. Traded to Minnesota as part of four-team deal on Jul. 23, 2003. New York acquired Keith Van Horn from Philadelphia; Minnesota sent Terrell Brandon to Atlanta and Marc Jackson to Philadelphia; Philadelphia sent draft rights to Randy Holcombe, a conditional first-round draft choice and a future second-round draft choice to Atlanta; Atlanta sent Glenn Robinson to Philadelphia. Also played for Golden State (1992-93 – 1997-98) and Minnesota (2003-04 - 2004-05).

Regular Season

Season	G	GS	Min	FG	FGA	Pct.	3P	3PA	Pct.	FT	FTA	Pct.	Off	Def	Tot	Ast	PF	Dq	Stl	TO	Blk	Pts	Avg
1998-99	37	4	1233	215	518	.415	21	77	.273	155	191	.812	41	115	156	91	65	0	46	79	2	606	16.4
1999-00	82	82	3276	568	1305	.435	44	127	.346	344	397	.866	49	300	349	332	184	0	109	226	22	1524	18.6
2000-01	77	77	3017	524	1219	.430	41	135	.304	275	351	.783	49	298	347	269	159	1	106	218	28	1364	17.7
2001-02	81	81	3326	573	1419	.404	145	403	.360	284	346	.821	59	239	298	313	161	0	94	223	14	1575	19.4
2002-03	74	73	2859	454	1127	.403	134	360	.372	173	218	.794	45	240	285	332	134	2	102	172	22	1215	16.4
Totals	**351**	**317**	**13711**	**2334**	**5588**	**.418**	**385**	**1102**	**.349**	**1231**	**1503**	**.819**	**243**	**1192**	**1435**	**1337**	**703**	**3**	**457**	**918**	**88**	**6284**	**17.9**

Playoffs

Season	G	GS	Min	FG	FGA	Pct.	3P	3PA	Pct.	FT	FTA	Pct.	Off	Def	Tot	Ast	PF	Dq	Stl	TO	Blk	Pts	Avg
1998-99	20	8	743	145	346	.419	4	25	.160	113	133	.850	24	72	96	43	40	1	19	58	6	407	20.4
1999-00	16	16	700	110	266	.414	10	30	.333	69	88	.784	12	58	70	58	28	0	18	37	5	299	18.7
2000-01	5	5	212	35	86	.407	3	14	.214	19	25	.760	3	12	15	17	17	0	5	20	1	92	18.4
Totals	**41**	**29**	**1655**	**290**	**698**	**.415**	**17**	**69**	**.246**	**201**	**246**	**.817**	**39**	**142**	**181**	**118**	**85**	**1**	**42**	**115**	**12**	**798**	**19.5**

NBA All-Star

Season	Min	FG	FGA	Pct.	3P	3PA	Pct.	FT	FTA	Pct.	Off	Def	Tot	Ast	PF	Dq	Stl	TO	Blk	Pts
2001	15	3	6	.500	0	1	.000	1	3	.333	1	0	1	4	1	0	0	1	0	7

Stallworth, David (Dave/The Rave) • Forward • 6-7 • 215 • College: Wichita State • Born Dec. 20, 1941 in Dallas, TX

Selected in first round (third pick overall) of 1965 NBA Draft. Traded to Baltimore, with Mike Riordan and cash, for Earl Monroe on Nov. 10, 1971. Signed as free agent on Oct. 28, 1974. Waived on Nov. 14, 1974. Also played for Baltimore/Capital (1971-72 – 1973-74).

Regular Season

Season	G	GS	Min	FG	FGA	Pct.	3P	3PA	Pct.	FT	FTA	Pct.	Off	Def	Tot	Ast	PF	Dq	Stl	TO	Blk	Pts	Avg
1965-66	80	10	1893	373	820	.455	-	-	-	258	376	.686	-	-	492	186	237	4	-	-	-	1004	12.6
1966-67	76	8	1889	380	816	.466	-	-	-	229	320	.716	-	-	472	144	226	4	-	-	-	989	13.0
1969-70	82	3	1375	239	557	.429	-	-	-	161	225	.716	-	-	323	139	194	2	-	-	-	639	7.8
1970-71	81	2	1565	295	685	.431	-	-	-	169	230	.735	-	-	352	106	175	1	-	-	-	759	9.4
1971-72	14	0	225	33	88	.375	-	-	-	29	35	.829	-	-	35	25	31	0	-	-	-	95	6.8
1974-75	7	1	57	5	18	.278	-	-	-	0	0	—	6	14	20	2	10	0	3	-	3	10	1.4
Totals	**340**	**24**	**7004**	**1325**	**2984**	**.444**	**-**	**-**	**-**	**846**	**1186**	**.713**	**6**	**14**	**1694**	**602**	**873**	**11**	**3**	**-**	**3**	**3496**	**10.3**

Playoffs

Season	G	GS	Min	FG	FGA	Pct.	3P	3PA	Pct.	FT	FTA	Pct.	Off	Def	Tot	Ast	PF	Dq	Stl	TO	Blk	Pts	Avg
1969-70	19	0	275	61	133	.459	-	-	-	15	16	.938	-	-	77	20	35	0	-	-	-	137	7.2
1970-71	12	0	185	18	68	.265	-	-	-	28	39	.718	-	-	42	10	27	0	-	-	-	64	5.3
Totals	**31**	**0**	**460**	**79**	**201**	**.393**	**-**	**-**	**-**	**43**	**55**	**.782**	**-**	**-**	**119**	**30**	**62**	**0**	**-**	**-**	**-**	**201**	**6.5**

Starks, John (Starsky) • Guard • 6-5 • 185 • College: Oklahoma State • Born Aug. 10, 1965 in Tulsa, OK

Signed as free agent on Oct. 1, 1990. Traded to Golden State, with Terry Cummings and Chris Mills, for Latrell Sprewell on Jan. 21, 1999. Also played for Golden State (1988-89, 1998-99 – 1999-2000), Chicago (1999-2000) and Utah (2000-01 - 2001-02).

Regular Season

Season	G	GS	Min	FG	FGA	Pct.	3P	3PA	Pct.	FT	FTA	Pct.	Off	Def	Tot	Ast	PF	Dq	Stl	TO	Blk	Pts	Avg
1990-91	61	10	1173	180	410	.439	27	93	.290	79	105	.752	30	101	131	204	137	1	59	74	17	466	7.6
1991-92	82	0	2118	405	902	.449	94	270	.348	235	302	.778	45	146	191	276	231	4	103	150	18	1139	13.9
1992-93	80	51	2477	513	1199	.428	108	336	.321	263	331	.795	54	150	204	404	234	3	91	173	12	1397	17.5
1993-94	59	54	2057	410	977	.420	113	337	.335	187	248	.754	37	148	185	348	191	4	95	184	6	1120	19.0
1994-95	80	78	2725	419	1062	.395	217	611	.355	168	228	.737	34	185	219	411	257	3	92	160	4	1223	15.3
1995-96	81	71	2491	375	846	.443	143	396	.361	131	174	.753	31	206	237	315	226	2	103	156	11	1024	12.6
1996-97	77	1	2042	369	856	.431	150	407	.369	173	225	.769	36	169	205	217	196	2	90	158	11	1061	13.8
1997-98	82	10	2188	372	947	.393	130	398	.327	185	235	.787	48	182	230	219	205	2	78	143	5	1059	12.9
Totals	**602**	**275**	**17271**	**3043**	**7199**	**.423**	**982**	**2848**	**.345**	**1421**	**1848**	**.769**	**315**	**1287**	**1602**	**2394**	**1677**	**21**	**711**	**1198**	**84**	**8489**	**14.1**

Playoffs

Season	G	GS	Min	FG	FGA	Pct.	3P	3PA	Pct.	FT	FTA	Pct.	Off	Def	Tot	Ast	PF	Dq	Stl	TO	Blk	Pts	Avg
1990-91	3	0	28	2	5	.400	0	0	.000	2	2	1.000	1	2	3	6	4	0	0	6	0	6	2.0
1991-92	12	0	295	46	123	.374	11	46	.239	42	52	.808	7	23	30	38	45	1	17	22	0	145	12.1
1992-93	15	15	575	88	200	.440	28	75	.373	43	60	.717	4	48	52	96	57	0	15	55	3	247	16.5
1993-94	25	18	840	110	289	.381	47	132	.356	97	126	.770	9	49	58	114	86	1	35	57	2	364	14.6
1994-95	11	11	380	58	129	.450	30	73	.411	26	42	.619	2	23	25	57	40	0	13	26	1	172	15.6
1995-96	8	8	314	39	87	.448	21	45	.467	29	39	.744	3	26	29	33	26	0	13	25	1	128	16.0
1996-97	9	1	253	44	99	.444	13	41	.317	25	31	.806	7	24	31	25	25	1	10	20	0	126	14.0
1997-98	10	2	314	59	125	.472	25	59	.424	21	24	.875	4	36	40	23	35	1	16	11	1	164	16.4
Totals	**93**	**55**	**2999**	**446**	**1057**	**.422**	**175**	**471**	**.372**	**285**	**376**	**.758**	**37**	**231**	**268**	**392**	**318**	**4**	**119**	**222**	**8**	**1352**	**14.5**

NBA All-Star

Season	Min	FG	FGA	Pct.	3P	3PA	Pct.	FT	FTA	Pct.	Off	Def	Tot	Ast	PF	Dq	Stl	TO	Blk	Pts
1994	20	4	9	.444	1	3	.333	0	0	—	1	2	3	3	1	0	1	2	0	9

Stith, Samuel (Sam) • Guard • 6-2 • 185 • College: St. Bonaventure • Born Jul. 22, 1937 in Emporia, VA • Died Jun. 13, 2010

Purchased from Cincinnati on May 16, 1961.

Regular Season

Season	G	GS	Min	FG	FGA	Pct.	3P	3PA	Pct.	FT	FTA	Pct.	Off	Def	Tot	Ast	PF	Dq	Stl	TO	Blk	Pts	Avg
1961-62	32	-	440	59	162	.364	-	-	-	23	38	.605	-	-	51	60	55	0	-	-	-	141	4.4

Stith, Thomas (Tom) • Forward • 6-5 • 210 • College: St. Bonaventure • Born Jan. 21, 1939 in Emporia, VA

Selected in first round (second pick overall) of 1961 NBA Draft. Signed on Apr. 5, 1961.

Regular Season

Season	G	GS	Min	FG	FGA	Pct.	3P	3PA	Pct.	FT	FTA	Pct.	Off	Def	Tot	Ast	PF	Dq	Stl	TO	Blk	Pts	Avg
1962-63	25	-	209	37	110	.336	-	-	-	3	10	.300	-	-	39	18	23	0	-	-	-	77	3.1

Stoudemire, Amar'e Forward/Center • 6-10 • 245 • College: none • Born Nov. 16, 1982 in Lake Wales, FL

Traded from Phoenix via sign-and-trade for a protected future second-round draft pick on Jul. 9, 2010. Also played for Phoenix (2002-03 – 2009-10).

Regular Season

Season	G	GS	Min	FG	FGA	Pct.	3P	3PA	Pct.	FT	FTA	Pct.	Off	Def	Tot	Ast	PF	Dq	Stl	TO	Blk	Pts	Avg
2010-11	78	78	2870	744	1482	.502	10	23	.435	473	597	.792	198	438	636	202	274	2	71	250	150	1971	25.3
2011-12	47	47	1543	316	654	.483	5	21	.238	186	243	.765	106	261	367	52	138	1	38	112	45	823	17.5
Totals	**125**	**125**	**4413**	**1060**	**2136**	**.496**	**15**	**44**	**.341**	**659**	**840**	**.785**	**304**	**699**	**1003**	**254**	**412**	**3**	**109**	**362**	**195**	**2794**	**22.4**

Playoffs

Season	G	GS	Min	FG	FGA	Pct.	3P	3PA	Pct.	FT	FTA	Pct.	Off	Def	Tot	Ast	PF	Dq	Stl	TO	Blk	Pts	Avg
2010-11	4	4	134	21	55	.382	0	0	---	16	24	.667	11	20	31	7	10	0	1	12	3	58	14.5
2011-12	4	4	139	20	36	.556	0	0	---	21	28	.750	8	18	26	3	16	1	5	12	1	61	15.3
Totals	**8**	**8**	**273**	**41**	**91**	**.451**	**0**	**0**	**---**	**37**	**52**	**.712**	**19**	**38**	**57**	**10**	**26**	**1**	**6**	**24**	**4**	**119**	**14.9**

NBA All-Star

Season	Min	FG	FGA	Pct.	3P	3PA	Pct.	FT	FTA	Pct.	Off	Def	Tot	Ast	PF	Dq	Stl	TO	Blk	Pts
2011	28	11	20	.550	1	2	.500	6	6	1.000	3	3	6	2	0	0	0	1	1	29

Strickland, Erick (Strick) • Guard • 6-3 • 210 • College: Nebraska • Born Nov. 25, 1973 in Opelika, AL

Traded from Dallas, with draft rights to Pete Mickeal, for John Wallace and draft rights to Donnell Harvey, on Jun. 28, 2000. Traded to Vancouver, with 2001 first-round draft choice and 2001 second-round draft choice, for Othella Harrington on Jan. 30, 2001. Also played for Dallas (1996-97 – 1999-2000), Vancouver (2000-01), Boston (2001-02), Indiana (2002-03) and Milwaukee (2003-04 - 2004-05).

Regular Season

Season	G	GS	Min	FG	FGA	Pct.	3P	3PA	Pct.	FT	FTA	Pct.	Off	Def	Tot	Ast	PF	Dq	Stl	TO	Blk	Pts	Avg
2000-01	28	0	421	40	131	.305	16	47	.340	24	28	.857	9	43	52	29	46	0	22	21	1	120	4.3

Strickland, Rod (Hot Rod) • Guard • 6-3 • 185 • College: DePaul • Born Jul. 11, 1966 in The Bronx, NY

Selected in first round (19th pick overall) of 1988 NBA Draft. Traded to San Antonio for Maurice Cheeks on Feb. 21, 1990. Also played for San Antonio (1989-90 – 1991-92), Portland (1992-93 – 1995-96, 2000-01), Washington (1996-97 – 1999-2000), Miami (2001-02), Minnesota (2002-03), Orlando (2003-04), Toronto (2003-04) and Houston (2004-05).

Regular Season

Season	G	GS	Min	FG	FGA	Pct.	3P	3PA	Pct.	FT	FTA	Pct.	Off	Def	Tot	Ast	PF	Dq	Stl	TO	Blk	Pts	Avg
1988-89	81	10	1358	265	567	.467	19	59	.322	172	231	.745	51	109	160	319	142	2	98	148	3	721	8.9
1989-90	51	0	1019	170	386	.440	6	21	.286	83	130	.638	43	83	126	219	71	0	70	85	8	429	8.4
Totals	**132**	**10**	**2377**	**435**	**953**	**.456**	**25**	**80**	**.313**	**255**	**361**	**.706**	**94**	**192**	**286**	**538**	**213**	**2**	**168**	**233**	**11**	**1150**	**8.7**

Playoffs

Season	G	GS	Min	FG	FGA	Pct.	3P	3PA	Pct.	FT	FTA	Pct.	Off	Def	Tot	Ast	PF	Dq	Stl	TO	Blk	Pts	Avg
1988-89	9	0	111	22	49	.449	1	1	1.000	9	17	.529	6	7	13	25	21	0	4	13	1	54	6.0

Stutz, Stanley (Stan) • Guard • 5-10 • 170 • College: Rhode Island • Born Apr. 14, 1920 in Worcester, MA • Died Oct. 28, 1975

Member of Original 1946-47 Knicks. Signed on Jul. 25, 1946. Also played for Baltimore (1948-49). Born Stanley Modzelewski.

Regular Season

Season	G	GS	Min	FG	FGA	Pct.	3P	3PA	Pct.	FT	FTA	Pct.	Off	Def	Tot	Ast	PF	Dq	Stl	TO	Blk	Pts	Avg
1946-47	60	-	-	172	641	.268	-	-	-	133	170	.782	-	-	-	49	127	-	-	-	-	477	8.0
1947-48	47	-	-	109	501	.218	-	-	-	113	135	.837	-	-	-	57	121	-	-	-	-	331	7.0
Totals	**107**	**-**	**-**	**281**	**1142**	**.246**	**-**	**-**	**-**	**246**	**305**	**.807**	**-**	**-**	**-**	**106**	**248**	**-**	**-**	**-**	**-**	**808**	**7.6**

Playoffs

Season	G	GS	Min	FG	FGA	Pct.	3P	3PA	Pct.	FT	FTA	Pct.	Off	Def	Tot	Ast	PF	Dq	Stl	TO	Blk	Pts	Avg
1946-47	5	-	-	28	101	.277	-	-	-	28	32	.875	-	-	-	7	13	0	-	-	-	84	16.8
1947-48	3	-	-	3	11	.273	-	-	-	9	11	.818	-	-	-	1	9	0	-	-	-	15	5.0
Totals	**8**	**-**	**-**	**31**	**112**	**.277**	**-**	**-**	**-**	**37**	**43**	**.860**	**-**	**-**	**-**	**8**	**22**	**0**	**-**	**-**	**-**	**99**	**12.4**

Sundov, Bruno • Center • 7-2 • 260 • College: none • Born Feb. 10, 1980 in Split, Croatia

Signed to 10-day contract on Jan. 21, 2004. Signed as free agent on Sep. 8, 2004. Became free agent following 2004-05 season. Also played for Dallas (1998-99 – 1999-2000), Indiana (2000-01 – 2001-02), Boston (2002-03) and Cleveland (2003-04).

Regular Season

Season	G	GS	Min	FG	FGA	Pct.	3P	3PA	Pct.	FT	FTA	Pct.	Off	Def	Tot	Ast	PF	Dq	Stl	TO	Blk	Pts	Avg
2003-04	1	0	4	1	1	1.000	0	0	---	0	0	---	0	0	0	1	2	0	0	0	0	2	2.0
2004-05	21	0	73	11	37	.297	1	3	.333	2	2	1.000	6	7	13	2	16	0	2	6	2	25	1.2
Totals	**22**	**0**	**77**	**12**	**38**	**.316**	**1**	**3**	**.333**	**2**	**2**	**1.000**	**6**	**7**	**13**	**3**	**18**	**0**	**2**	**6**	**2**	**27**	**1.2**

Surhoff, Richard (Dick) • Guard • 6-4 • 210 • College: Long Island University. • Born Nov. 16, 1929 in Weehawken, NJ • Died May 1, 1987

Selected in 1952 NBA Draft. Also played for Milwaukee (1953-54).

Regular Season

Season	G	GS	Min	FG	FGA	Pct.	3P	3PA	Pct.	FT	FTA	Pct.	Off	Def	Tot	Ast	PF	Dq	Stl	TO	Blk	Pts	Avg
1952-53	26	-	187	13	61	.213	-	-	-	19	30	.633	-	-	29	9	36	1	-	-	-	45	1.7

Playoffs

Season	G	GS	Min	FG	FGA	Pct.	3P	3PA	Pct.	FT	FTA	Pct.	Off	Def	Tot	Ast	PF	Dq	Stl	TO	Blk	Pts	Avg
1952-53	4	-	13	2	4	.500	-	-	-	0	0	—	-	-	2	2	2	0	-	-	-	4	1.0

Sweetney, Michael • Forward • 6-8 • 275 • College: Georgetown • Born Oct. 25, 1982 in Washington, D.C.

Selected after junior year in the first round (ninth overall) of 2003 NBA Draft. Signed to contract on Jul. 7, 2003. Team picked-up option for 2006-07 season on Jun. 30, 2005. Traded to Chicago, with Tim Thomas, Jermaine Jackson, a 2006 first-round draft choice, second-round draft choices in 2007 and 2009, and the opportunity to exchange 2007 first-round draft choices on Oct. 4, 2005, for Eddy Curry and Antonio Davis on Oct. 4, 2005. Also played for Chicago (2005-06 - 2006-07).

Regular Season

Season	G	GS	Min	FG	FGA	Pct.	3P	3PA	Pct.	FT	FTA	Pct.	Off	Def	Tot	Ast	PF	Dq	Stl	TO	Blk	Pts	Avg
2003-04	42	1	494	69	140	.493	0	1	.000	42	58	.724	68	89	157	14	57	0	18	32	12	180	4.3
2004-05	77	28	1509	237	446	.531	0	1	.000	176	235	.749	169	249	418	44	224	5	27	108	28	650	8.4
Totals	**119**	**29**	**2003**	**306**	**586**	**.522**	**0**	**2**	**.000**	**218**	**293**	**.744**	**237**	**338**	**575**	**58**	**281**	**5**	**45**	**140**	**40**	**830**	**7.0**

Playoffs

Season	G	GS	Min	FG	FGA	Pct.	3P	3PA	Pct.	FT	FTA	Pct.	Off	Def	Tot	Ast	PF	Dq	Stl	TO	Blk	Pts	Avg
2003-04	4	0	57	6	11	.545	0	0	---	4	6	.667	4	6	10	0	7	0	0	0	1	16	4.0

Tanenbaum, Sidney (Sid) • Guard • 6-0 • 160 • College: New York University • Born Oct. 8, 1925 in Brooklyn, NY • Died Sep. 4, 1986

Signed on Jan. 3, 1948. Re-signed on Nov. 19, 1948. Traded to Baltimore, with Tommy Byrnes, for Connie Simmons on Feb. 11, 1949. Also played for Baltimore (1948-49).

Regular Season

Season	G	GS	Min	FG	FGA	Pct.	3P	3PA	Pct.	FT	FTA	Pct.	Off	Def	Tot	Ast	PF	Dq	Stl	TO	Blk	Pts	Avg
1947-48	24	-	-	90	360	.250	-	-	-	62	74	.838	-	-	-	37	33	-	-	-	-	242	10.1
1948-49	32	-	-	96	339	.283	-	-	-	65	77	.844	-	-	-	71	-	-	-	-	-	257	8.0
Totals	**56**	**-**	**-**	**186**	**699**	**.266**	**-**	**-**	**-**	**127**	**151**	**.841**	**-**	**-**	**-**	**108**	**33**	**-**	**-**	**-**	**-**	**499**	**8.9**

Playoffs

Season	G	GS	Min	FG	FGA	Pct.	3P	3PA	Pct.	FT	FTA	Pct.	Off	Def	Tot	Ast	PF	Dq	Stl	TO	Blk	Pts	Avg
1947-48	3	-	-	11	33	.333	-	-	-	8	11	.727	-	-	-	4	8	0	-	-	-	30	10.0

Taylor, Maurice (Mo) • Forward • 6-9 • 255 • College: Michigan • Born Oct. 30, 1976 in Detroit, MI

Traded from Houston for Vin Baker, Moochie Norris and 2006 second-round choice on Feb. 24, 2005. Waived on Sep. 29, 2006. Also played for L.A. Clippers (1997-98 – 1999-2000), Houston (2000-01 – 2004-05) and Sacramento (2006-07).

Regular Season

Season	G	GS	Min	FG	FGA	Pct.	3P	3PA	Pct.	FT	FTA	Pct.	Off	Def	Tot	Ast	PF	Dq	Stl	TO	Blk	Pts	Avg
2004-05	27	0	431	76	154	.494	0	1	.000	24	43	.558	26	67	93	14	57	0	11	31	8	176	6.5
2005-06	67	13	1210	182	389	.468	0	1	.000	58	83	.699	65	164	229	53	177	0	21	103	14	422	6.3
Totals	**94**	**13**	**1641**	**258**	**543**	**.475**	**0**	**2**	**.000**	**82**	**126**	**.651**	**91**	**231**	**322**	**67**	**234**	**0**	**32**	**134**	**22**	**598**	**6.4**

Taylor, Vince • Guard • 6-5 • 180 • College: Duke • Born Sep. 11, 1960 in Lexington, KY

Selected in second round (34th pick overall) of 1982 NBA Draft. Traded to Indiana, with 1984 first-round draft choice, for Billy Knight on Sep. 17, 1983.

Regular Season

Season	G	GS	Min	FG	FGA	Pct.	3P	3PA	Pct.	FT	FTA	Pct.	Off	Def	Tot	Ast	PF	Dq	Stl	TO	Blk	Pts	Avg
1982-83	31	0	321	37	102	.363	0	0	—	21	32	.656	19	17	36	41	54	1	20	30	2	95	3.1

Thomas, Kurt (KT/Tank) • Forward/Center • 6-9 • 245 • College: Texas Christian • Born Oct. 4, 1972 in Dallas, TX

Signed as free agent on Jan. 22, 1999. Re-signed on Aug. 1, 2000. Re-signed on Mar. 9, 2004. Traded to Phoenix, with the draft rights to Dijon Thompson, for Quentin Richardson and the draft rights to Nate Robinson on Jun. 28, 2005. Traded from Portland, with Raymond Felton, via sign-and-trade, for Jared Jeffries, via sign-and-trade, Dan Gadzuric, the draft rights to Kostas Papanikolaou and Giorgos Printezis and protected future second-round draft pick on Jul. 16, 2012. Also played for Miami (1995-96 – 1996-97), Dallas (1997-98), Phoenix (2005-06 – 2006-07), Seattle (2007-08), San Antonio (2007-08 – 2008-09), Milwaukee (2009-10), Chicago (2010-11) and Portland (2011-12).

Regular Season

Season	G	GS	Min	FG	FGA	Pct.	3P	3PA	Pct.	FT	FTA	Pct.	Off	Def	Tot	Ast	PF	Dq	Stl	TO	Blk	Pts	Avg
1998-99	50	44	1182	170	368	.462	0	1	.000	66	108	.611	82	204	286	55	159	3	45	73	17	406	8.1
1999-00	80	21	1971	270	535	.505	1	3	.333	100	128	.781	144	361	505	82	278	6	51	105	42	641	8.0
2000-01	77	29	2125	314	614	.511	1	3	.333	171	210	.814	172	343	515	63	287	6	61	99	69	800	10.4
2001-02	82	82	2771	463	938	.494	1	6	.167	216	265	.815	214	533	747	87	341	8	71	153	79	1143	13.9
2002-03	81	81	2577	497	1028	.483	2	3	.667	138	184	.750	160	477	637	162	344	12	81	138	97	1134	14.0
2003-04	80	75	2548	392	829	.473	0	3	.000	106	127	.835	145	517	662	149	298	4	56	132	80	890	11.1
2004-05	80	80	2855	424	901	.471	2	4	.500	66	84	.786	170	661	831	160	310	6	70	99	79	916	11.5
Totals	**530**	**412**	**16029**	**2530**	**5213**	**.485**	**7**	**23**	**.304**	**863**	**1106**	**.780**	**1087**	**3096**	**4183**	**758**	**2017**	**45**	**435**	**799**	**463**	**5930**	**11.2**

Playoffs

Season	G	GS	Min	FG	FGA	Pct.	3P	3PA	Pct.	FT	FTA	Pct.	Off	Def	Tot	Ast	PF	Dq	Stl	TO	Blk	Pts	Avg
1998-99	20	12	419	45	118	.381	0	0	---	16	23	.696	38	72	110	7	76	0	15	19	12	106	5.3
1999-00	16	5	251	31	61	.508	0	0	---	7	10	.700	18	32	50	5	44	1	3	14	6	69	4.3
2000-01	5	5	186	25	47	.532	0	0	---	22	31	.710	17	39	56	9	26	1	2	9	5	72	14.4
2003-04	4	4	139	21	49	.429	0	0	---	9	12	.750	9	37	46	6	17	0	7	10	3	51	12.8
Totals	**45**	**21**	**995**	**122**	**275**	**.444**	**0**	**0**	**---**	**54**	**76**	**.711**	**82**	**180**	**262**	**27**	**163**	**2**	**27**	**52**	**26**	**298**	**6.6**

Thomas, Tim • Forward • 6-10 • 240 • College: Villanova • Born Feb. 26, 1977 in Paterson, NJ

Traded from Milwaukee as part of three-team deal on Feb. 15, 2004; Knicks acquired Nazr Mohammed from Atlanta; Atlanta acquired Joel Przybilla from Milwaukee and Michael Doleac from New York; Milwaukee acquired Keith Van Horn from New York. Traded to Chicago, with Michael Sweetney, Jermaine Jackson, a 2006 first-round draft choice, second-round draft choices in 2007 and 2009, and the opportunity to exchange 2007 first-round draft choices on Oct. 4, 2005, for Eddy Curry and Antonio Davis on Oct. 4, 2005. Traded from L.A. Clippers, with Cuttino Mobley, in exchange for Mardy Collins and Zach Randolph on Nov. 21, 2009. Traded to Chicago, with Jerome James and Anthony Roberson, in exchange for Larry Hughes on Feb. 19, 2009. Also played for Philadelphia (1997-98 – 1998-99), Milwaukee (1998-99 – 2003-04), Phoenix (2005-06), L.A. Clippers (2006-07 – 2008-09), Chicago (2008-09) and Dallas (2009-10).

Regular Season

Season	G	GS	Min	FG	FGA	Pct.	3P	3PA	Pct.	FT	FTA	Pct.	Off	Def	Tot	Ast	PF	Dq	Stl	TO	Blk	Pts	Avg
2003-04	24	23	746	137	303	.452	26	64	.406	78	96	.813	26	89	115	34	69	1	24	43	5	378	15.8
2004-05	71	68	1940	315	718	.439	85	208	.409	136	173	.786	45	192	237	110	222	3	41	113	17	851	12.0
2008-09	36	1	773	119	258	.461	53	126	.421	54	67	.806	20	93	113	46	91	3	22	46	10	345	9.6
Totals	**131**	**92**	**3459**	**571**	**1279**	**.446**	**164**	**398**	**.412**	**268**	**336**	**.798**	**91**	**374**	**465**	**190**	**382**	**7**	**87**	**202**	**32**	**1574**	**12.0**

Playoffs

Season	G	GS	Min	FG	FGA	Pct.	3P	3PA	Pct.	FT	FTA	Pct.	Off	Def	Tot	Ast	PF	Dq	Stl	TO	Blk	Pts	Avg
2003-04	1	1	22	4	10	.400	0	1	.000	4	5	.800	1	4	5	3	5	0	0	2	0	12	12.0

Thompson, Brooks • Guard • 6-4 • 195 • College: Oklahoma State • Born Jul. 19, 1970 in Dallas, TX

Signed to 10-day contract on Jan. 30, 1998. Re-signed for remainder of season on Feb. 9, 1998. Became free agent following 1997-98 season. Also played for Orlando (1994-95 – 1995-96), Utah (1996-97), Denver (1996-97) and Phoenix (1997-98).

Regular Season

Season	G	GS	Min	FG	FGA	Pct.	3P	3PA	Pct.	FT	FTA	Pct.	Off	Def	Tot	Ast	PF	Dq	Stl	TO	Blk	Pts	Avg
1997-98	17	0	121	13	29	.448	4	14	.286	3	5	.600	0	10	10	24	16	0	6	11	1	33	1.9

Playoffs

Season	G	GS	Min	FG	FGA	Pct.	3P	3PA	Pct.	FT	FTA	Pct.	Off	Def	Tot	Ast	PF	Dq	Stl	TO	Blk	Pts	Avg
1997-98	Not On Playoff Roster																						

Thornton, Bob • Forward/Center • 6-10 • 225 • College: California Irvine • Born Jul. 10, 1962 in Los Angeles, CA

Selected in fourth round (87th pick overall) of 1984 NBA Draft. Waived on Dec. 16, 1987. Also played for Philadelphia (1987-88 – 1990-91), Minnesota (1990-91), Utah (1991-92) and Washington (1995-96).

Regular Season

Season	G	GS	Min	FG	FGA	Pct.	3P	3PA	Pct.	FT	FTA	Pct.	Off	Def	Tot	Ast	PF	Dq	Stl	TO	Blk	Pts	Avg
1985-86	71	23	1323	125	274	.456	0	0	—	86	162	.531	113	177	290	43	209	5	30	83	7	336	4.7
1986-87	33	4	282	29	67	.433	0	1	.000	13	20	.650	18	38	56	8	48	0	4	24	3	71	2.2
1987-88	7	0	85	6	19	.316	0	0	—	5	8	.625	5	8	13	4	23	0	2	8	0	17	2.4
Totals	**111**	**27**	**1690**	**160**	**360**	**.444**	**0**	**1**	**.000**	**104**	**190**	**.547**	**136**	**223**	**359**	**55**	**280**	**5**	**36**	**115**	**10**	**424**	**3.8**

Tolbert, Ray • Forward • 6-9 • 225 • College: Indiana • Born Sep. 10, 1958 in Anderson, IN

Signed as free agent on Oct. 9, 1987. Waived on Dec. 9, 1987. Also played for New Jersey (1981-82), Seattle (1981-82 – 1982-83), Detroit (1982-83 – 1983-84), L.A. Lakers (1987-88) and Atlanta (1988-89).

Regular Season

Season	G	GS	Min	FG	FGA	Pct.	3P	3PA	Pct.	FT	FTA	Pct.	Off	Def	Tot	Ast	PF	Dq	Stl	TO	Blk	Pts	Avg
1987-88	11	0	177	19	41	.463	0	0	—	9	17	.529	14	21	35	5	25	0	5	10	2	47	4.3

Toney, Sedric • Guard • 6-2 • 178 • College: Dayton • Born Apr. 13, 1962 in Columbus, MS

Signed to 10-day contract on Mar. 13, 1988. Re-signed for remainder of season on Mar. 23, 1988. Selected by Charlotte in 1988 NBA Expansion Draft. Also played for Atlanta (1985-86), Phoenix (1985-86), Indiana (1988-89), Atlanta (1989-90), Sacramento (1989-90) and Cleveland (1993-94).

Regular Season

Season	G	GS	Min	FG	FGA	Pct.	3P	3PA	Pct.	FT	FTA	Pct.	Off	Def	Tot	Ast	PF	Dq	Stl	TO	Blk	Pts	Avg
1987-88	21	0	139	21	48	.438	5	14	.357	10	11	.909	3	5	8	24	20	0	9	12	1	57	2.7

Playoffs

Season	G	GS	Min	FG	FGA	Pct.	3P	3PA	Pct.	FT	FTA	Pct.	Off	Def	Tot	Ast	PF	Dq	Stl	TO	Blk	Pts	Avg
1987-88	3	0	15	3	6	.500	3	6	.500	2	2	1.000	0	0	0	2	4	0	1	2	0	11	3.7

Trybanski, Cezary • Center • 7-2 • 240 • College: none • Born Sep. 22, 1979 in Warsaw, Poland

Traded from Phoenix, with Anfernee Hardaway and Stephon Marbury, for Howard Eisley, Charlie Ward, Antonio McDyess, Maciej Lampe, draft rights to Milos Vujanic, 2004 first-round draft choice and future first-round draft choice on Jan. 5, 2004. Traded to Chicago, with Othella Harrington, Dikembe Mutombo and Frank Williams, for Jamal Crawford and Jerome Williams on Aug. 5, 2004. Also played for Memphis (2002-03) and Phoenix (2003-04).

Regular Season

Season	G	GS	Min	FG	FGA	Pct.	3P	3PA	Pct.	FT	FTA	Pct.	Off	Def	Tot	Ast	PF	Dq	Stl	TO	Blk	Pts	Avg
2003-04	3	0	5	0	2	.000	0	0	---	1	2	.500	0	0	0	0	2	0	1	0	0	1	0.3

Playoffs

Season	G	GS	Min	FG	FGA	Pct.	3P	3PA	Pct.	FT	FTA	Pct.	Off	Def	Tot	Ast	PF	Dq	Stl	TO	Blk	Pts	Avg
2003-04	Not On Playoff Roster																						

Tucker, Trent (Doc) • Guard • 6-5 • 200 • College: Minnesota • Born Dec. 20, 1959 in Tarboro, NC

Selected in first round (sixth pick overall) of 1982 NBA Draft. Traded, with Jerrod Mustaf and 1992 and 1994 second round draft choices, to Phoenix for Xavier McDaniel on Oct. 1, 1991. Also played for San Antonio (1991-92) and Chicago (1992-93).

Regular Season

Season	G	GS	Min	FG	FGA	Pct.	3P	3PA	Pct.	FT	FTA	Pct.	Off	Def	Tot	Ast	PF	Dq	Stl	TO	Blk	Pts	Avg
1982-83	78	59	1830	299	647	.462	14	30	.467	43	64	.672	75	141	216	195	235	1	56	70	6	655	8.4
1983-84	63	21	1228	225	450	.500	6	16	.375	25	33	.758	43	87	130	138	124	0	63	54	8	481	7.6
1984-85	77	46	1819	293	606	.483	29	72	.403	38	48	.792	74	114	188	199	195	0	75	64	15	653	8.5
1985-86	77	23	1788	349	740	.472	41	91	.451	79	100	.790	70	99	169	192	167	0	65	70	8	818	10.6
1986-87	70	15	1691	325	691	.470	68	161	.422	77	101	.762	49	86	135	166	169	1	116	78	13	795	11.4
1987-88	71	4	1248	193	455	.424	69	167	.413	51	71	.718	32	87	119	117	158	3	53	47	6	506	7.1
1988-89	81	24	1824	263	579	.454	118	296	.399	43	55	.782	55	121	176	132	163	0	88	59	6	687	8.5
1989-90	81	2	1725	253	606	.417	95	245	.388	66	86	.767	57	117	174	173	159	0	74	73	8	667	8.2
1990-91	65	13	1194	191	434	.440	64	153	.418	17	27	.630	33	72	105	111	120	0	44	46	9	463	7.1
Totals	**663**	**207**	**14347**	**2391**	**5208**	**.459**	**504**	**1231**	**.409**	**439**	**585**	**.750**	**488**	**924**	**1412**	**1423**	**1490**	**5**	**634**	**561**	**79**	**5725**	**8.6**

Playoffs

Season	G	GS	Min	FG	FGA	Pct.	3P	3PA	Pct.	FT	FTA	Pct.	Off	Def	Tot	Ast	PF	Dq	Stl	TO	Blk	Pts	Avg
1982-83	6	0	85	9	15	.600	1	2	.500	7	10	.700	2	7	9	5	7	0	2	2	0	26	4.3
1983-84	12	6	254	42	84	.500	1	5	.200	6	10	.600	6	12	18	27	32	0	11	12	3	91	7.6
1987-88	4	0	71	8	19	.421	6	13	.462	3	4	.750	0	2	2	4	4	0	3	1	0	25	6.3
1988-89	9	0	159	27	58	.466	15	32	.469	2	4	.500	9	10	19	14	20	0	10	6	2	71	7.9
1989-90	10	0	178	22	55	.400	10	27	.370	6	6	1.000	5	9	14	20	19	0	10	6	0	60	6.0
1990-91	3	2	66	9	25	.360	4	10	.400	2	2	1.000	3	9	12	9	7	0	1	1	0	24	8.0
Totals	**44**	**8**	**813**	**117**	**256**	**.457**	**37**	**89**	**.416**	**26**	**36**	**.722**	**25**	**49**	**74**	**79**	**89**	**0**	**37**	**28**	**5**	**297**	**6.8**

Turiaf, Ronny • Center • 6-10 • 240 • College: Gonzaga • Born Jan 13, 1983 in Fort De France, Martinique

Traded from Golden State, with Kelenna Azubuike and Anthony Randolph, for David Lee on Jul. 9, 2010. Traded to Washington on Dec. 11, 2011 as part of three-team deal; New York signed and traded Tyson Chandler from Dallas; traded cash considerations and a 2013 second-round draft choice to Washington and Andy Rautins traded Dallas; Dallas traded 2012 second-round draft choice to Washington and draft rights to Ahmad Nivins and Giorgos Printezis to New York; Washington traded conditional future second-round draft choice to Dallas. Also played for L.A. Lakers (2005-2006 – 2007-08), Golden State (2008-09 – 2009-10), Washington (2011-12) and Miami (2011-12).

Regular Season

Season	G	GS	Min	FG	FGA	Pct.	3P	3PA	Pct.	FT	FTA	Pct.	Off	Def	Tot	Ast	PF	Dq	Stl	TO	Blk	Pts	Avg
2010-11	64	21	1141	103	163	.632	0	0	---	61	98	.622	64	143	207	92	160	1	35	41	73	267	4.2

Playoffs

Season	G	GS	Min	FG	FGA	Pct.	3P	3PA	Pct.	FT	FTA	Pct.	Off	Def	Tot	Ast	PF	Dq	Stl	TO	Blk	Pts	Avg
2010-11	4	4	75	8	12	.667	0	0	---	7	10	.700	4	7	11	4	4	0	1	3	6	23	5.8

Turkcan, Mirsad • Forward • 6-9 • 216 • College: none • Born Jun. 7, 1976 in Novi Pazar, Yugoslavia

Draft rights traded from Philadelphia for future first round draft choice on Mar. 11, 1999. Signed as free agent on Apr. 23, 1999. Waived on Feb. 9, 2000. Also played for Milwaukee (1999-2000).

Regular Season

Season	G	GS	Min	FG	FGA	Pct.	3P	3PA	Pct.	FT	FTA	Pct.	Off	Def	Tot	Ast	PF	Dq	Stl	TO	Blk	Pts	Avg
1998-99	Did Not Play - Injured																						
1999-00	7	0	25	2	10	.200	0	2	.000	0	0	—	2	8	10	1	4	0	2	1	0	4	0.6
Totals	**7**	**0**	**25**	**2**	**10**	**.200**	**0**	**2**	**.000**	**0**	**0**	**—**	**2**	**8**	**10**	**1**	**4**	**0**	**2**	**1**	**0**	**4**	**0.6**

Turner, Jack • Forward • 6-4 • 170 • College: Western Kentucky • Born Jun. 29, 1930 in Bedford, IN

Selected in first round (eighth overall) of 1954 NBA Draft. Signed on Aug. 9, 1954.

Regular Season

Season	G	GS	Min	FG	FGA	Pct.	3P	3PA	Pct.	FT	FTA	Pct.	Off	Def	Tot	Ast	PF	Dq	Stl	TO	Blk	Pts	Avg
1954-55	65	-	922	111	308	.360	-	-	-	60	76	.789	-	-	154	77	76	0	-	-	-	282	4.3

Playoffs

Season	G	GS	Min	FG	FGA	Pct.	3P	3PA	Pct.	FT	FTA	Pct.	Off	Def	Tot	Ast	PF	Dq	Stl	TO	Blk	Pts	Avg
1954-55	2	0	16	2	6	.333	-	-	-	1	3	.333	-	-	4	2	1	0	-	-	-	5	2.5

Tyra, Charles (Charlie/Moose) • Forward • 6-8 • 235 • College: Louisville • Born Aug. 16, 1935 in Louisville, KY • Died Dec. 29, 2006

Traded from Detroit, with Mel Hutchins, for Harry Gallatin, Nat Clifton and rights to Dick Atha on Apr. 3, 1957. Traded to Chicago, with Bob McNeill, for Dave Budd on May 16, 1961. Also played for Chicago (1961-62).

Regular Season

Season	G	GS	Min	FG	FGA	Pct.	3P	3PA	Pct.	FT	FTA	Pct.	Off	Def	Tot	Ast	PF	Dq	Stl	TO	Blk	Pts	Avg
1957-58	68	-	1182	175	490	.357	-	-	-	150	224	.670	-	-	480	34	175	3	-	-	-	500	7.4
1958-59	69	-	1576	240	606	.396	-	-	-	129	190	.679	-	-	485	33	180	2	-	-	-	609	8.8
1959-60	74	-	2033	406	952	.426	-	-	-	133	189	.704	-	-	598	80	258	10	-	-	-	945	12.8
1960-61	59	-	1404	199	549	.362	-	-	-	120	173	.694	-	-	394	82	164	7	-	-	-	518	8.8
Totals	**270**	**-**	**6195**	**1020**	**2597**	**.393**	**-**	**-**	**-**	**532**	**776**	**.686**	**-**	**-**	**1957**	**229**	**777**	**22**	**-**	**-**	**-**	**2572**	**9.5**

Playoffs

Season	G	GS	Min	FG	FGA	Pct.	3P	3PA	Pct.	FT	FTA	Pct.	Off	Def	Tot	Ast	PF	Dq	Stl	TO	Blk	Pts	Avg
1958-59	2	0	55	12	28	.429	-	-	-	6	9	.667	-	-	31	1	5	0	-	-	-	30	15.0

Udoka, Ime • Guard • 6-6 • 215 • College: Portland State • Born Aug. 9, 1977 in Portland, OR

Signed as free agent on Apr. 6, 2006. Waived on Sep. 11, 2006. Also played for L.A. Lakers (2003-04), Portland (2006-07), San Antonio (2007-08 - 2008-09) and Sacramento (2009-10).

Regular Season

Season	G	GS	Min	FG	FGA	Pct.	3P	3PA	Pct.	FT	FTA	Pct.	Off	Def	Tot	Ast	PF	Dq	Stl	TO	Blk	Pts	Avg
2005-06	8	0	114	9	24	.375	1	3	.333	3	6	.500	3	14	17	6	8	0	1	2	0	22	2.8

Van Arsdale, Dick (Van) • Forward/Guard • 6-5 • 210 • College: Indiana • Born Feb. 22, 1943 in Indianapolis, IN

Selected in third round (15th pick overall) of 1965 NBA Draft. Selected by Phoenix in 1968 NBA Expansion Draft. Also played for Phoenix (1968-69 – 1976-77).

Regular Season

Season	G	GS	Min	FG	FGA	Pct.	3P	3PA	Pct.	FT	FTA	Pct.	Off	Def	Tot	Ast	PF	Dq	Stl	TO	Blk	Pts	Avg
1965-66	79	69	2289	359	838	.428	-	-	-	251	351	.715	-	-	376	184	235	5	-	-	-	969	12.3
1966-67	79	79	2892	410	913	.449	-	-	-	371	509	.729	-	-	555	247	264	3	-	-	-	1191	15.1
1967-68	78	50	2348	316	725	.436	-	-	-	227	339	.670	-	-	424	230	225	0	-	-	-	859	11.0
Totals	**236**	**198**	**7529**	**1085**	**2476**	**.438**	**-**	**-**	**-**	**849**	**1199**	**.708**	**-**	**-**	**1355**	**661**	**724**	**8**	**-**	**-**	**-**	**3019**	**12.8**

Playoffs

Season	G	GS	Min	FG	FGA	Pct.	3P	3PA	Pct.	FT	FTA	Pct.	Off	Def	Tot	Ast	PF	Dq	Stl	TO	Blk	Pts	Avg
1966-67	4	4	153	15	47	.319	-	-	-	16	22	.727	-	-	25	14	16	1	-	-	-	46	11.5
1967-68	4	2	88	5	22	.227	-	-	-	3	4	.750	-	-	16	13	9	0	-	-	-	13	3.3
Totals	**8**	**6**	**241**	**20**	**69**	**.290**	**-**	**-**	**-**	**19**	**26**	**.731**	**-**	**-**	**41**	**27**	**25**	**1**	**-**	**-**	**-**	**59**	**7.4**

Van Breda Kolff, Willem (Bill/Butch) • Guard • 6-3 • 185 • College: NYU • Born Oct. 28, 1922 in Glen Ridge, NJ • Died Aug. 22, 2007

Signed in Feb. 1947. Retired following 1949-50 season.

Regular Season

Season	G	GS	Min	FG	FGA	Pct.	3P	3PA	Pct.	FT	FTA	Pct.	Off	Def	Tot	Ast	PF	Dq	Stl	TO	Blk	Pts	Avg
1946-47	16	-	-	7	34	.206	-	-	-	11	17	.647	-	-	-	6	10	-	-	-	-	25	1.6
1947-48	44	-	-	53	192	.276	-	-	-	74	120	.617	-	-	-	29	81	-	-	-	-	180	4.1
1948-49	59	-	-	127	401	.317	-	-	-	161	240	.671	-	-	-	143	148	-	-	-	-	415	7.0
1949-50	56	-	-	55	167	.329	-	-	-	96	134	.716	-	-	-	78	111	-	-	-	-	206	3.7
Totals	**175**	**-**	**-**	**242**	**794**	**.305**	**-**	**-**	**-**	**342**	**511**	**.669**	**-**	**-**	**-**	**256**	**350**	**-**	**-**	**-**	**-**	**826**	**4.7**

Playoffs

Season	G	GS	Min	FG	FGA	Pct.	3P	3PA	Pct.	FT	FTA	Pct.	Off	Def	Tot	Ast	PF	Dq	Stl	TO	Blk	Pts	Avg
1946-47	5	-	-	7	32	.219	-	-	-	7	13	.538	-	-	-	4	5	-	-	-	-	21	4.2
1947-48	3	-	-	6	16	.375	-	-	-	10	14	.714	-	-	-	2	8	-	-	-	-	22	7.3
1948-49	6	-	-	15	40	.375	-	-	-	19	23	.826	-	-	-	7	14	-	-	-	-	49	8.2
1949-50	1	-	-	0	0	—	-	-	-	0	0	—	-	-	-	0	2	-	-	-	-	0	0.0
Totals	**15**	**-**	**-**	**28**	**88**	**.318**	**-**	**-**	**-**	**36**	**50**	**.720**	**-**	**-**	**-**	**13**	**29**	**-**	**-**	**-**	**-**	**92**	**6.1**

Van Horn, Keith • Forward • 6-10 • 245 • College: Utah • Born Oct. 23, 1975 in Fullerton, CA

Traded from Philadelphia as part of four-team deal on Jul. 23, 2003; Minnesota sent Terrell Brandon to Atlanta and Marc Jackson to Philadelphia; Philadelphia sent draft rights to Randy Holcombe, a conditional first-round draft choice and a future second-round draft choice to Atlanta; Atlanta sent Glenn Robinson to Philadelphia. Traded to Milwaukee as part of three-team deal on Feb. 15, 2004; Knicks acquired Tim Thomas from Milwaukee and Nazr Mohammed from Atlanta; Atlanta acquired Joel Przybilla from Milwaukee and Michael Doleac from New York. Also played for New Jersey (1997-98 - 2001-02) Philadelphia (2002-03), Milwaukee (2004-05) and Dallas (2004-05 - 2005-06).

Regular Season

Season	G	GS	Min	FG	FGA	Pct.	3P	3PA	Pct.	FT	FTA	Pct.	Off	Def	Tot	Ast	PF	Dq	Stl	TO	Blk	Pts	Avg
2003-04	47	47	1574	273	613	.445	60	161	.373	163	199	.819	98	245	343	83	151	4	52	119	18	769	16.4

Vandeweghe, Ernest Jr. (Ernie/Doc) • Guard • 6-3 • 195 • College: Colgate • Born Sep. 12, 1928 in Montreal, Canada

Selected in third round of 1949 NBA Draft. Signed on Oct. 18, 1949. Re-signed on Sep. 23, 1951. Released on Jan. 12, 1956.

Regular Season

Season	G	GS	Min	FG	FGA	Pct.	3P	3PA	Pct.	FT	FTA	Pct.	Off	Def	Tot	Ast	PF	Dq	Stl	TO	Blk	Pts	Avg
1949-50	42	-	-	164	390	.421	-	-	-	93	140	.664	-	-	-	78	126	-	-	-	-	421	10.0
1950-51	44	-	-	135	336	.402	-	-	-	68	97	.701	-	-	195	121	144	6	-	-	-	338	7.7
1951-52	57	-	1507	200	457	.438	-	-	-	124	160	.775	-	-	264	164	188	3	-	-	-	524	9.2
1952-53	61	-	1745	272	625	.435	-	-	-	187	244	.766	-	-	342	144	242	11	-	-	-	731	12.0
1953-54	15	-	271	37	103	.359	-	-	-	25	31	.806	-	-	39	29	38	1	-	-	-	99	6.6
1955-56	5	-	77	10	31	.323	-	-	-	2	2	1.000	-	-	13	12	15	0	-	-	-	22	4.4
Totals	**224**	**-**	**3600**	**818**	**1942**	**.421**	**-**	**-**	**-**	**499**	**674**	**.740**	**-**	**-**	**853**	**548**	**753**	**21**	**-**	**-**	**-**	**2135**	**9.5**

Playoffs

Season	G	GS	Min	FG	FGA	Pct.	3P	3PA	Pct.	FT	FTA	Pct.	Off	Def	Tot	Ast	PF	Dq	Stl	TO	Blk	Pts	Avg
1949-50	4	-	-	9	26	.346	-	-	-	14	16	.875	-	-	-	3	16	0	-	-	-	32	8.0
1950-51	14	-	-	37	91	.407	-	-	-	27	37	.730	-	-	66	34	55	4	-	-	-	101	7.2
1951-52	14	-	414	51	118	.432	-	-	-	49	60	.817	-	-	69	27	58	1	-	-	-	151	10.8
1952-53	11	-	340	49	112	.438	-	-	-	46	61	.754	-	-	64	27	50	0	-	-	-	144	13.1
Totals	**43**	**-**	**754**	**146**	**347**	**.421**	**-**	**-**	**-**	**136**	**174**	**.782**	**-**	**-**	**199**	**91**	**179**	**5**	**-**	**-**	**-**	**428**	**10.0**

Vandeweghe, Ernest III (Kiki) • Forward • 6-8 • 220 • College: UCLA • Born Aug. 1, 1958 in Weisbaden, West Germany

Traded from Portland for 1989 first-round draft choice on Feb. 23, 1989. Waived on Jun. 24, 1992. Also played for Denver (1980-81 - 1983-84), Portland (1984-85 – 1988-89) and L.A. Clippers (1992-93).

Regular Season

Season	G	GS	Min	FG	FGA	Pct.	3P	3PA	Pct.	FT	FTA	Pct.	Off	Def	Tot	Ast	PF	Dq	Stl	TO	Blk	Pts	Avg
1988-89	27	0	502	97	209	.464	3	10	.300	51	56	.911	15	21	36	35	38	0	12	23	7	248	9.2
1989-90	22	13	563	102	231	.442	10	19	.526	44	48	.917	15	38	53	41	28	0	15	26	3	258	11.7
1990-91	75	72	2420	458	927	.494	51	141	.362	259	288	.899	78	102	180	110	122	0	42	108	10	1226	16.3
1991-92	67	0	956	188	383	.491	26	66	.394	65	81	.802	31	57	88	57	87	0	15	27	8	467	7.0
Totals	**191**	**85**	**4441**	**845**	**1750**	**.483**	**90**	**236**	**.381**	**419**	**473**	**.886**	**139**	**218**	**357**	**243**	**275**	**0**	**84**	**184**	**28**	**2199**	**11.5**

Playoffs

Season	G	GS	Min	FG	FGA	Pct.	3P	3PA	Pct.	FT	FTA	Pct.	Off	Def	Tot	Ast	PF	Dq	Stl	TO	Blk	Pts	Avg
1988-89	9	0	159	25	49	.510	3	8	.375	20	21	.952	2	9	11	7	10	0	3	5	2	73	8.1
1989-90	10	10	236	31	74	.419	6	13	.462	8	10	.800	7	5	12	14	14	0	5	7	2	76	7.6
1990-91	3	3	99	13	32	.406	3	5	.600	22	25	.880	1	7	8	4	8	0	1	12	0	51	17.0
1991-92	8	0	75	13	24	.542	4	5	.800	6	7	.857	3	3	6	4	10	0	2	1	1	36	4.5
Totals	**30**	**13**	**569**	**82**	**179**	**.458**	**16**	**31**	**.516**	**56**	**63**	**.889**	**13**	**24**	**37**	**29**	**42**	**0**	**11**	**25**	**5**	**236**	**7.9**

Walk, Neal • Center/Forward • 6-10 • 250 • College: Florida • Born Jul. 29, 1948 in Cleveland, OH

Traded from New Orleans, with Jim Barnett, for Henry Bibby, cash and future draft choice, on Feb. 1, 1975. Waived on Nov. 22, 1976. Also played for Phoenix (1969-70- 1973-74) and New Orleans (1974-75).

Regular Season

Season	G	GS	Min	FG	FGA	Pct.	3P	3PA	Pct.	FT	FTA	Pct.	Off	Def	Tot	Ast	PF	Dq	Stl	TO	Blk	Pts	Avg
1974-75	30	0	274	47	115	.409	-	-	-	22	25	.880	18	59	77	22	55	0	7	-	3	116	3.9
1975-76	82	30	1340	262	607	.432	-	-	-	79	99	.798	98	291	389	119	209	3	26	-	22	603	7.4
1976-77	11	1	135	28	57	.491	-	-	-	6	7	.857	5	22	27	6	22	0	4	-	3	62	5.6
Totals	**123**	**31**	**1749**	**337**	**779**	**.433**	**-**	**-**	**-**	**107**	**131**	**.817**	**121**	**372**	**493**	**147**	**286**	**3**	**37**	**-**	**28**	**781**	**6.3**

Playoffs

Season	G	GS	Min	FG	FGA	Pct.	3P	3PA	Pct.	FT	FTA	Pct.	Off	Def	Tot	Ast	PF	Dq	Stl	TO	Blk	Pts	Avg
1974-75	3	0	39	5	10	.500	-	-	-	0	0	---	0	5	5	2	4	0	1	-	2	10	3.3

Walker, William (Bill) • Guard/Forward • 6-6 • 230 • College: Kansas State • Born Oct. 9, 1987 in Huntington, WV

Traded from Boston, with Eddie House, J.R. Giddens and future conditional second-round draft choice, for Nate Robinson and Marcus Landry on Feb. 18, 2010. Waived on Apr. 20, 2012. Also played for Boston (2008-09 – 2009-10)

Regular Season

Season	G	GS	Min	FG	FGA	Pct.	3P	3PA	Pct.	FT	FTA	Pct.	Off	Def	Tot	Ast	PF	Dq	Stl	TO	Blk	Pts	Avg
2009-10	27	13	739	117	226	.518	50	116	.431	37	47	.787	15	68	83	37	79	1	23	26	3	.321	11.9
2010-11	61	1	784	104	236	.441	59	153	.386	31	44	.705	16	106	122	34	81	0	21	37	6	298	4.9
2011-12	32	8	620	68	171	.398	36	113	.319	17	20	.850	9	71	80	37	84	1	19	35	7	189	5.9
Totals	**120**	**22**	**2143**	**289**	**633**	**.457**	**145**	**382**	**.380**	**85**	**111**	**.766**	**40**	**245**	**285**	**108**	**244**	**2**	**63**	**98**	**16**	**808**	**6.7**

Playoffs

Season	G	GS	Min	FG	FGA	Pct.	3P	3PA	Pct.	FT	FTA	Pct.	Off	Def	Tot	Ast	PF	Dq	Stl	TO	Blk	Pts	Avg
2010-11	4	0	89	9	30	.300	3	11	.273	2	3	.667	5	8	13	4	9	0	5	7	0	23	5.8



Walker, Darrell (Biggie) • Guard • 6-4 • 180 • College: Arkansas • Born Mar. 9, 1961 in Chicago, IL

Selected in first round (12th pick overall) of 1983 NBA Draft. Traded to Denver for 1987 first-round draft choice on Oct. 2, 1986. Also played for Denver (1986-87), Washington (1987-88 – 1990-91), Detroit (1991-92 – 1992-93) and Chicago (1992-93).

Regular Season

Season	G	GS	Min	FG	FGA	Pct.	3P	3PA	Pct.	FT	FTA	Pct.	Off	Def	Tot	Ast	PF	Dq	Stl	TO	Blk	Pts	Avg
1983-84	82	0	1324	216	518	.417	4	15	.267	208	263	.791	74	93	167	284	202	1	127	194	15	644	7.9
1984-85	82	66	2489	430	989	.435	0	17	.000	243	347	.700	128	150	278	408	244	2	167	204	21	1103	13.5
1985-86	81	35	2023	324	753	.430	0	10	.000	190	277	.686	100	120	220	337	216	1	146	192	36	838	10.3
Totals	**245**	**101**	**5836**	**970**	**2260**	**.429**	**4**	**42**	**.095**	**641**	**887**	**.723**	**302**	**363**	**665**	**1029**	**662**	**4**	**440**	**590**	**72**	**2585**	**10.6**

Playoffs

Season	G	GS	Min	FG	FGA	Pct.	3P	3PA	Pct.	FT	FTA	Pct.	Off	Def	Tot	Ast	PF	Dq	Stl	TO	Blk	Pts	Avg
1983-84	12	0	195	27	73	.370	0	0	—	28	46	.609	20	15	35	20	29	0	24	32	2	82	6.8

Walker, Kenneth (Kenny/Sky) • Forward • 6-8 • 220 • College: Kentucky • Born Aug. 18, 1964 in Roberta, GA

Selected in first round (fifth pick overall) of 1986 NBA Draft. Became free agent following 1990-91 season. Also played for Washington (1993-94 – 1994-95).

Regular Season

Season	G	GS	Min	FG	FGA	Pct.	3P	3PA	Pct.	FT	FTA	Pct.	Off	Def	Tot	Ast	PF	Dq	Stl	TO	Blk	Pts	Avg
1986-87	68	64	1719	285	581	.491	0	4	.000	140	185	.757	118	120	338	75	236	7	49	75	49	710	10.4
1987-88	82	61	2139	344	728	.473	0	1	.000	138	178	.775	192	197	389	86	290	5	63	83	59	826	10.1
1988-89	79	2	1163	174	356	.489	5	20	.250	66	85	.776	101	129	230	36	190	1	41	44	45	419	5.3
1989-90	68	21	1595	204	384	.531	2	5	.400	125	173	.723	131	212	343	49	178	1	33	60	52	535	7.9
1990-91	54	8	771	83	191	.435	0	1	.000	64	82	.780	63	94	157	13	92	0	18	30	30	230	4.3
Totals	**351**	**156**	**7387**	**1090**	**2240**	**.487**	**7**	**31**	**.226**	**533**	**703**	**.758**	**605**	**752**	**1457**	**259**	**986**	**14**	**204**	**292**	**235**	**2720**	**7.7**

Playoffs

Season	G	GS	Min	FG	FGA	Pct.	3P	3PA	Pct.	FT	FTA	Pct.	Off	Def	Tot	Ast	PF	Dq	Stl	TO	Blk	Pts	Avg
1987-88	4	2	80	8	24	.333	0	0	—	2	2	1.000	3	6	9	5	11	0	2	1	3	18	4.5
1988-89	9	0	90	3	13	.231	0	0	—	14	19	.737	5	11	16	2	22	0	1	4	3	20	2.2
1989-90	10	2	154	16	29	.552	0	1	.000	9	14	.643	7	18	25	6	22	0	0	1	4	41	4.1
1990-91	3	0	31	4	8	.500	0	0	—	2	2	1.000	2	5	7	2	8	0	1	3	1	10	3.3
Totals	**26**	**4**	**355**	**31**	**74**	**.419**	**0**	**1**	**.000**	**27**	**37**	**.730**	**17**	**40**	**57**	**15**	**63**	**0**	**4**	**9**	**11**	**89**	**3.4**

Wallace, John (J-Dub) • Forward • 6-9 • 255 • College: Syracuse • Born Feb. 9, 1974 in Rochester, NY

Selected in first round (18th pick overall) of 1996 NBA Draft. Traded to Toronto for 1998 first-round draft choice, as part of three-team deal on Oct. 10, 1997; Portland sent Chris Dudley to New York 1998 first-round draft choice; Toronto sent future second-round draft choice to Portland. Signed as free agent on Aug. 6, 1999. Traded to Dallas, with draft rights to Donnell Harvey, for Erick Strickland and draft rights to Pete Mickeal on Jun. 28, 2000. Also played for Toronto (1997-98 – 1998-99), Detroit (2000-01), Phoenix (2001-02) and Miami (2003-04).

Regular Season

Season	G	GS	Min	FG	FGA	Pct.	3P	3PA	Pct.	FT	FTA	Pct.	Off	Def	Tot	Ast	PF	Dq	Stl	TO	Blk	Pts	Avg
1996-97	68	6	787	122	236	.517	2	4	.500	79	110	.718	51	104	155	37	102	0	21	76	25	325	4.8
1999-00	60	0	798	155	332	.467	0	3	.000	82	102	.804	42	93	135	22	103	0	10	63	14	392	6.5
Totals	**128**	**6**	**1585**	**277**	**568**	**.488**	**2**	**7**	**.286**	**161**	**212**	**.759**	**93**	**197**	**290**	**59**	**205**	**0**	**31**	**139**	**39**	**717**	**5.6**

Playoffs

Season	G	GS	Min	FG	FGA	Pct.	3P	3PA	Pct.	FT	FTA	Pct.	Off	Def	Tot	Ast	PF	Dq	Stl	TO	Blk	Pts	Avg
1996-97	4	1	40	4	15	.267	0	1	.000	2	2	1.000	2	5	7	5	6	0	1	2	2	10	2.5
1999-00	1	0	4	0	2	.000	0	0	—	0	0	—	0	1	1	0	1	0	1	1	0	0	0.0
Totals	**5**	**1**	**44**	**4**	**17**	**.235**	**0**	**1**	**.000**	**2**	**2**	**1.000**	**2**	**6**	**8**	**5**	**7**	**0**	**2**	**3**	**2**	**10**	**2.0**

Ward, Charlie (C-Ward) • Guard • 6-2 • 190 • College: Florida State • Born Oct. 12, 1970 in Tallahassee, FL

Selected in first round (26th pick overall) of 1994 NBA Draft. Signed to contract on Oct. 6, 1994. Re-signed on Jan. 21, 1999. Traded to Phoenix, with Howard Eisley, Antonio McDyess, Maciej Lampe, draft rights to Milos Vujanic, 2004 first-round draft choice and future first-round draft choice, for Anfernee Hardaway, Stephon Marbury and Cezary Trybanski on Jan. 5, 2004. Also played for San Antonio (2003-04) and Houston (2004-05).

Regular Season

Season	G	GS	Min	FG	FGA	Pct.	3P	3PA	Pct.	FT	FTA	Pct.	Off	Def	Tot	Ast	PF	Dq	Stl	TO	Blk	Pts	Avg
1994-95	10	0	44	4	19	.211	1	10	.100	7	10	.700	1	5	6	4	7	0	2	8	0	16	1.6
1995-96	62	1	787	87	218	.399	33	99	.333	37	54	.685	29	73	102	132	98	0	54	79	6	244	3.9
1996-97	79	21	1763	133	337	.395	48	154	.312	95	125	.760	45	175	220	326	188	2	83	147	15	409	5.2
1997-98	82	82	2317	235	516	.455	81	215	.377	91	113	.805	32	242	274	466	195	3	144	175	37	642	7.8
1998-99	50	50	1556	135	334	.404	53	149	.356	55	78	.705	23	149	172	271	105	0	103	131	8	378	7.6
1999-00	72	69	1986	189	447	.423	102	264	.386	48	58	.828	22	206	228	300	176	3	95	102	16	528	7.3
2000-01	61	33	1492	155	373	.416	67	175	.383	56	70	.800	32	127	159	273	132	0	70	112	10	433	7.1
2001-02	63	0	1058	113	303	.373	53	164	.323	47	58	.810	15	112	127	203	100	0	68	75	14	326	5.2
2002-03	66	6	1465	165	414	.399	101	267	.378	41	53	.774	25	152	177	306	146	1	78	95	11	472	7.2
2003-04	35	10	827	115	260	.442	59	138	.428	16	21	.762	10	86	96	170	74	2	47	69	8	305	8.7
Totals	**580**	**272**	**13295**	**1331**	**3221**	**.413**	**598**	**1635**	**.366**	**493**	**640**	**.770**	**234**	**1327**	**1561**	**2451**	**1221**	**11**	**744**	**993**	**125**	**3753**	**6.5**

Playoffs

Season	G	GS	Min	FG	FGA	Pct.	3P	3PA	Pct.	FT	FTA	Pct.	Off	Def	Tot	Ast	PF	Dq	Stl	TO	Blk	Pts	Avg
1994-95	Not On Playoff Roster																						
1995-96	7	0	92	13	27	.481	3	12	.250	3	7	.429	2	7	9	17	9	0	11	6	0	32	4.6
1996-97	9	0	182	8	27	.296	1	9	.111	3	4	.750	3	22	25	39	18	1	13	15	0	20	2.2
1997-98	10	10	261	23	55	.418	9	21	.429	11	16	.688	3	25	28	60	24	0	20	17	2	66	6.6
1998-99	20	20	494	34	93	.366	18	56	.321	6	8	.750	12	34	46	75	45	0	35	24	3	92	4.6
1999-00	16	16	439	57	113	.504	21	53	.396	15	21	.714	11	57	68	65	40	1	22	20	5	150	9.4
2000-01	5	0	86	8	27	.296	3	12	.250	6	6	1.000	2	5	7	7	8	0	2	8	0	25	5.0
Totals	**67**	**46**	**1554**	**143**	**342**	**.418**	**55**	**163**	**.337**	**44**	**62**	**.710**	**33**	**150**	**183**	**263**	**144**	**2**	**103**	**90**	**10**	**385**	**5.7**

Warren, John • Guard • 6-3 • 180 • College: St. John's (NY) • Born Jan. 7, 1947 in Sparta, GA

Selected in first round (11th pick overall) of 1969 NBA Draft. Selected by Cleveland in 1970 NBA Expansion Draft. Also played for Cleveland (1970-71 – 1973-74).

Regular Season

Season	G	GS	Min	FG	FGA	Pct.	3P	3PA	Pct.	FT	FTA	Pct.	Off	Def	Tot	Ast	PF	Dq	Stl	TO	Blk	Pts	Avg
1969-70	44	0	272	44	108	.407	0	0	–	24	35	.686	-	-	40	30	53	0	-	-	-	112	2.5

Playoffs

Season	G	GS	Min	FG	FGA	Pct.	3P	3PA	Pct.	FT	FTA	Pct.	Off	Def	Tot	Ast	PF	Dq	Stl	TO	Blk	Pts	Avg
1969-70	10	0	22	2	5	.400	0	0	–	0	0	—	-	-	3	2	6	0	-	-	-	4	0.4

Weatherspoon, Clarence (Spoon) • Forward • 6-7 • 270 • College: Southern Mississippi • Born Sep. 8, 1970 in Crawford, MS

Signed as a free agent on Jul. 20, 2001. Traded to Houston for Moochie Norris and John Amaechi on Dec. 30, 2003. Also played for Philadelphia (1992-93 - 1997-98), Golden State (1997-98), Miami (1998-99 - 1999-2000), Cleveland (2000-01) and Houston (2003-04 - 2004-05).

Regular Season

Season	G	GS	Min	FG	FGA	Pct.	3P	3PA	Pct.	FT	FTA	Pct.	Off	Def	Tot	Ast	PF	Dq	Stl	TO	Blk	Pts	Avg
2001-02	56	41	1728	189	452	.418	0	0	–	116	146	.795	149	311	460	60	132	0	37	47	48	494	8.8
2002-03	79	19	2024	186	414	.449	0	0	–	149	194	.768	214	385	599	68	174	0	69	63	36	521	6.6
2003-04	15	1	216	18	40	.450	0	0	---	18	19	.947	14	36	50	13	19	0	8	9	2	54	3.6
Totals	**150**	**61**	**3968**	**393**	**906**	**.434**	**0**	**0**	**---**	**283**	**359**	**.788**	**377**	**732**	**1109**	**141**	**325**	**0**	**114**	**119**	**86**	**1069**	**7.1**

Weber, Forest (Jake) • Center • 6-6 • 225 • College: Purdue • Born Mar. 18, 1918 in Rushville, IN • Died: Jan. 6, 1990

Member of Original 1946-47 Knicks. Signed on Oct. 15, 1946. Sold to Providence on Jan. 5, 1947. Also played for Providence (1946-47).

Regular Season

Season	G	GS	Min	FG	FGA	Pct.	3P	3PA	Pct.	FT	FTA	Pct.	Off	Def	Tot	Ast	PF	Dq	Stl	TO	Blk	Pts	Avg
1946-47	11	0	-	7	24	.292	-	-	-	6	8	.750	-	-	-	1	-	-	-	-	-	20	1.8

Webster, Marvin (The Human Eraser) • Center • 7-1 • 240 • College: Morgan State • Born Apr. 13, 1952 in Baltimore, MD • Died Apr. 4, 2009

Signed as veteran free agent on Aug. 28,1978; as compensation, Seattle awarded Lonnie Shelton, 1979 first-round draft choice and cash on Sep. 29, 1978; New York received 1981 first-round draft choice and cash as part of transaction. Voluntarily retired on Dec. 16, 1985. Also played for Denver of ABA (1975-76), Denver (1976-77), Seattle (1977-78) and Milwaukee (1986-87).

Regular Season

Season	G	GS	Min	FG	FGA	Pct.	3P	3PA	Pct.	FT	FTA	Pct.	Off	Def	Tot	Ast	PF	Dq	Stl	TO	Blk	Pts	Avg
1978-79	60	55	2027	264	558	.473	-	-	-	150	262	.573	198	457	655	172	183	6	24	170	112	678	11.3
1979-80	20	1	298	38	79	.481	0	0	—	12	16	.750	28	52	80	9	39	1	3	20	11	88	4.4
1980-81	82	3	1708	159	341	.466	1	4	.250	104	163	.638	162	303	465	72	187	2	27	103	97	423	5.2
1981-82	82	32	1883	199	405	.491	0	0	—	108	170	.635	184	306	490	99	211	2	22	90	90	506	6.2
1982-83	82	0	1472	168	331	.508	0	1	.000	106	180	.589	176	267	443	49	210	3	35	102	131	442	5.4
1983-84	76	5	1290	112	239	.469	0	0	—	66	117	.564	146	220	366	53	187	2	34	85	100	290	3.8
1984-85										Did Not Play - Injured													
1985-86										Did Not Play - Injured													
Totals	**402**	**96**	**8678**	**940**	**1953**	**.481**	**1**	**4**	**.250**	**546**	**908**	**.601**	**894**	**1605**	**2499**	**454**	**1017**	**16**	**145**	**570**	**541**	**2427**	**6.0**

Playoffs

Season	G	GS	Min	FG	FGA	Pct.	3P	3PA	Pct.	FT	FTA	Pct.	Off	Def	Tot	Ast	PF	Dq	Stl	TO	Blk	Pts	Avg
1980-81	2	0	63	6	12	.500	0	0	—	0	4	.000	4	6	10	1	6	0	0	3	1	12	6.0
1982-83	6	0	115	7	18	.389	0	0	—	14	22	.636	13	15	28	3	18	0	0	4	7	28	4.7
1983-84	12	0	204	14	29	.483	0	0	—	9	15	.600	24	32	56	3	32	0	4	2	17	37	3.1
Totals	**20**	**0**	**382**	**27**	**59**	**.458**	**0**	**0**	**—**	**23**	**41**	**.561**	**41**	**53**	**94**	**7**	**56**	**0**	**4**	**9**	**25**	**77**	**3.9**

Westphal, Paul • Guard • 6-4 • 195 • College: Southern California • Born Nov. 30, 1950 in Torrance, CA

Signed as veteran free agent on Mar. 12, 1982. Waived on Jun. 20, 1983. Also played for Boston (1972-73 – 1974-75), Phoenix (1975-76 – 1979-80, 1983-84) and Seattle (1980-81).

Regular Season

Season	G	GS	Min	FG	FGA	Pct.	3P	3PA	Pct.	FT	FTA	Pct.	Off	Def	Tot	Ast	PF	Dq	Stl	TO	Blk	Pts	Avg
1981-82	18	12	451	86	194	.443	2	8	.250	36	47	.766	9	13	22	100	61	1	19	47	8	210	11.7
1982-83	80	59	1978	318	693	.459	14	48	.292	148	184	.804	19	96	115	439	180	1	87	196	16	798	10.0
Totals	**98**	**71**	**2429**	**404**	**887**	**.455**	**16**	**56**	**.286**	**184**	**231**	**.797**	**28**	**109**	**137**	**539**	**241**	**2**	**106**	**243**	**24**	**1008**	**10.3**

Playoffs

Season	G	GS	Min	FG	FGA	Pct.	3P	3PA	Pct.	FT	FTA	Pct.	Off	Def	Tot	Ast	PF	Dq	Stl	TO	Blk	Pts	Avg
1982-83	6	-	156	22	50	.440	3	8	.375	10	13	.769	0	8	8	34	13	0	2	9	2	57	9.5

White, Tony • Guard • 6-2 • 170 • College: Tennessee • Born Feb. 15, 1965 in Charlotte, NC

Claimed off waivers on Nov. 16, 1987. Waived on Dec. 11, 1987. Also played for Chicago (1987-88) and Golden State (1987-88).

Regular Season

Season	G	GS	Min	FG	FGA	Pct.	3P	3PA	Pct.	FT	FTA	Pct.	Off	Def	Tot	Ast	PF	Dq	Stl	TO	Blk	Pts	Avg
1987-88	12	0	117	17	46	.370	0	1	.000	9	13	.692	1	2	3	10	14	0	1	13	0	43	3.6

Wilcox, Chris • Forward • 6-10 • 235 • College: Maryland • Born Sep. 3, 1982 in Whiteville, NC

Traded from Oklahoma City in exchange for Malik Rose and cash considerations on Feb. 19, 2009. Became free agent following 2008-09 season. Also played for L.A. Clippers (2002-03 – 2005-06), Seattle/Oklahoma City (2005-06 – 2008-09), Detroit (2009-10 – 2010-11) and Boston (2011-12)..

Regular Season

Season	G	GS	Min	FG	FGA	Pct.	3P	3PA	Pct.	FT	FTA	Pct.	Off	Def	Tot	Ast	PF	Dq	Stl	TO	Blk	Pts	Avg
2008-09	25	0	330	54	102	.529	0	1	.000	27	53	.509	31	51	82	14	48	1	8	20	5	135	5.4

Wilkins, Eddie Lee (Easy) • Forward/Center • 6-10 • 220 • College: Gardner-Webb • Born May 7, 1962 in Cartersville, GA

Selected in sixth round (133rd pick overall) of 1984 NBA Draft. Signed as free agent to 10-day contract on Feb. 22, 1987. Signed for remainder of season on Mar. 4, 1987. Became free agent following 1990-91 season. Also played for Philadelphia (1992-93).

Regular Season

Season	G	GS	Min	FG	FGA	Pct.	3P	3PA	Pct.	FT	FTA	Pct.	Off	Def	Tot	Ast	PF	Dq	Stl	TO	Blk	Pts	Avg
1984-85	54	16	917	116	233	.498	0	2	.000	66	122	.541	86	176	262	16	155	3	21	64	16	298	5.5
1986-87	24	10	454	56	127	.441	0	1	.000	27	58	.466	45	62	107	6	67	1	9	28	2	139	5.8
1988-89	71	2	584	114	245	.465	0	1	.000	61	111	.550	72	76	148	7	110	1	10	56	16	289	4.1
1989-90	79	0	972	141	310	.455	0	2	.000	89	147	.605	114	151	265	16	152	1	18	73	18	371	4.7
1990-91	68	1	668	114	255	.447	0	1	.000	51	90	.567	69	111	180	15	91	0	17	50	7	279	4.1
Totals	**296**	**29**	**3595**	**541**	**1170**	**.462**	**0**	**7**	**.000**	**294**	**528**	**.557**	**386**	**576**	**962**	**60**	**575**	**6**	**75**	**271**	**59**	**1376**	**4.6**

Playoffs

Season	G	GS	Min	FG	FGA	Pct.	3P	3PA	Pct.	FT	FTA	Pct.	Off	Def	Tot	Ast	PF	Dq	Stl	TO	Blk	Pts	Avg
1988-89	7	0	25	5	11	.455	0	0	—	5	10	.500	5	6	11	0	3	0	0	4	0	15	2.1
1989-90	7	0	54	9	18	.500	0	0	—	6	11	.545	5	6	11	0	7	0	2	7	0	24	3.4
1990-91	1	0	13	4	6	.667	0	0	—	1	2	.500	2	0	2	0	4	0	0	2	0	9	9.0
Totals	**15**	**0**	**92**	**18**	**35**	**.514**	**0**	**0**	**—**	**12**	**23**	**.522**	**12**	**12**	**24**	**0**	**14**	**0**	**2**	**13**	**0**	**48**	**3.2**

Wilkins, Gerald (Dougie) • Guard/Forward • 6-6 • 225 • College: Tennessee-Chattanooga • Born Sep. 11, 1963 in Atlanta, GA

Selected in second round (47th pick overall) of 1985 NBA Draft. Became free agent following 1991-92 season. Renounced contract rights on Sep. 22, 1992. Also played for Cleveland (1992-93 – 1994-95), Vancouver (1995-96) and Orlando (1996-97 – 1998-99).

Regular Season

Season	G	GS	Min	FG	FGA	Pct.	3P	3PA	Pct.	FT	FTA	Pct.	Off	Def	Tot	Ast	PF	Dq	Stl	TO	Blk	Pts	Avg
1985-86	81	53	2025	437	934	.468	7	25	.280	132	237	.557	92	116	208	161	155	0	68	157	9	1013	12.5
1986-87	80	73	2758	633	1302	.486	26	74	.351	235	335	.701	120	174	294	354	165	0	88	214	18	1527	19.1
1987-88	81	78	2703	591	1324	.446	39	129	.302	191	243	.786	106	164	270	326	183	1	90	212	22	1412	17.4
1988-89	81	58	2414	462	1025	.451	51	172	.297	186	246	.756	95	149	244	274	166	1	115	169	22	1161	14.3
1989-90	82	80	2609	472	1032	.457	39	125	.312	208	259	.803	133	238	371	330	188	0	95	194	21	1191	14.5
1990-91	68	56	2164	380	804	.473	9	43	.209	169	206	.820	78	129	207	275	181	0	82	161	23	938	13.8
1991-92	82	82	2344	431	964	.447	38	108	.352	116	159	.730	74	132	206	219	195	4	76	113	17	1016	12.4
Totals	**555**	**480**	**17017**	**3406**	**7385**	**.461**	**209**	**676**	**.309**	**1237**	**1685**	**.734**	**698**	**1102**	**1800**	**1939**	**1233**	**6**	**614**	**1220**	**132**	**8258**	**14.9**

Playoffs

Season	G	GS	Min	FG	FGA	Pct.	3P	3PA	Pct.	FT	FTA	Pct.	Off	Def	Tot	Ast	PF	Dq	Stl	TO	Blk	Pts	Avg
1987-88	4	4	149	33	69	.478	2	4	.500	12	14	.857	1	7	8	19	12	0	4	11	0	80	20.0
1988-89	9	9	290	63	131	.481	1	10	.100	18	23	.783	9	24	33	42	27	1	12	22	3	145	16.1
1989-90	10	10	319	63	137	.460	2	8	.250	18	22	.818	14	22	36	52	23	0	14	18	1	146	14.6
1990-91	3	1	78	14	38	.368	2	7	.286	2	2	1.000	2	6	8	5	11	0	5	8	1	32	10.7
1991-92	12	12	344	45	109	.413	1	13	.077	16	23	.696	12	18	30	34	35	0	5	15	1	107	8.9
Totals	**38**	**36**	**1180**	**218**	**484**	**.450**	**8**	**42**	**.190**	**66**	**84**	**.786**	**38**	**77**	**115**	**152**	**108**	**1**	**40**	**74**	**6**	**510**	**13.4**

Williams, Charles (Buck) • Forward • 6-8 • 225 • College: Maryland • Born Mar. 8, 1960 in Rocky Mount, NC

Signed as free agent on Jul. 26, 1996. Retired on Jan. 27,1999. Also played for New Jersey (1981-82 – 1988-89) and Portland (1989-90 – 1995-96).

Regular Season

Season	G	GS	Min	FG	FGA	Pct.	3P	3PA	Pct.	FT	FTA	Pct.	Off	Def	Tot	Ast	PF	Dq	Stl	TO	Blk	Pts	Avg
1996-97	74	4	1496	175	326	.537	0	1	.000	115	179	.642	166	231	397	53	204	2	40	79	38	465	6.3
1997-98	41	6	738	75	149	.503	0	0	—	52	71	.732	78	105	183	21	93	1	17	38	15	202	4.9
Totals	**115**	**10**	**2234**	**250**	**475**	**.526**	**0**	**1**	**.000**	**167**	**250**	**.668**	**244**	**336**	**580**	**74**	**297**	**3**	**57**	**117**	**53**	**667**	**5.8**

Playoffs

Season	G	GS	Min	FG	FGA	Pct.	3P	3PA	Pct.	FT	FTA	Pct.	Off	Def	Tot	Ast	PF	Dq	Stl	TO	Blk	Pts	Avg
1996-97	10	1	193	17	35	.486	0	0	—	9	17	.529	13	27	40	6	34	0	3	4	4	43	4.3
1997-98	3	0	45	4	9	.444	0	0	—	6	8	.750	7	9	16	1	5	0	0	3	1	14	4.7
Totals	**13**	**1**	**238**	**21**	**44**	**.477**	**0**	**0**	**—**	**15**	**25**	**.600**	**20**	**36**	**56**	**7**	**39**	**0**	**3**	**7**	**5**	**57**	**4.4**

Williams, Frank (Nitty) • Guard • 6-3 • 210 • College: Illinois • Born Feb. 25, 1980 in Peoria, IL

Traded from Denver, with Marcus Camby, Mark Jackson and draft rights for Maybyner Hilario, for Antonio McDyess and 2003 second-round draft choice on Jun. 26, 2002. Signed to contract on Jul. 8, 2002. Traded to Chicago, with Othella Harrington, Dikembe Mutomb and, Cezary Trybanski, for Jamal Crawford and Jerome Williams on Aug. 5, 2004. Also played for Chicago (2004-05)

Regular Season

Season	G	GS	Min	FG	FGA	Pct.	3P	3PA	Pct.	FT	FTA	Pct.	Off	Def	Tot	Ast	PF	Dq	Stl	TO	Blk	Pts	Avg
2002-03	21	0	167	9	33	.273	6	16	.375	4	6	.667	3	15	18	34	20	0	7	17	2	28	1.3
2003-04	56	3	714	80	208	.385	18	60	.300	41	48	.854	8	45	53	121	58	0	25	63	6	219	3.9
Totals	**77**	**3**	**881**	**89**	**241**	**.369**	**24**	**76**	**.316**	**45**	**54**	**.833**	**11**	**60**	**71**	**155**	**78**	**0**	**32**	**80**	**8**	**247**	**3.2**

Playoffs

Season	G	GS	Min	FG	FGA	Pct.	3P	3PA	Pct.	FT	FTA	Pct.	Off	Def	Tot	Ast	PF	Dq	Stl	TO	Blk	Pts	Avg
2003-04	4	0	74	6	22	.273	4	13	.308	3	5	.600	1	1	2	5	13	0	3	4	0	19	4.8

Williams, Herbert (Herb) • Center • 6-11 • 260 • College: Ohio State • Born Feb. 16, 1958 in Columbus, OH

Signed as free agent on Nov. 15, 1992. Traded to Toronto, with Doug Christie and cash, for Willie Anderson and Victor Alexander on Feb. 18, 1996. Waived on Feb. 23, 1996: signed by NY, Feb. 28, 1996. Traded to Philadelphia, with Ronnie Grandison, for Terry Cummings on Feb. 19, 1998. Signed as free agent on Feb. 25, 1998. Became free agent following 1997-98 season. Signed as free agent on Jan. 22, 1999. Waived on Sep. 28, 1999. Also played for Indiana (1981-82 – 1988-89), Dallas (1988-89 – 1991-92) and Toronto (1995-96).

Regular Season

Season	G	GS	Min	FG	FGA	Pct.	3P	3PA	Pct.	FT	FTA	Pct.	Off	Def	Tot	Ast	PF	Dq	Stl	TO	Blk	Pts	Avg
1992-93	55	0	571	72	175	.411	0	0	—	14	21	.667	44	102	146	19	78	0	21	22	28	158	2.9
1993-94	70	3	774	103	233	.442	0	1	.000	27	42	.643	56	126	182	28	108	1	18	39	43	233	3.3
1994-95	56	3	743	82	180	.456	0	0	—	23	37	.622	23	109	132	27	108	0	13	40	45	187	3.3
1995-96	43	2	540	59	144	.410	1	4	.250	13	20	.650	14	68	82	27	75	0	13	22	31	132	3.1
1996-97	21	2	184	18	46	.391	0	1	.000	3	4	.750	9	22	31	5	18	0	4	5	5	39	1.9
1997-98	27	0	178	18	43	.419	0	0	—	1	8	.125	6	23	29	4	34	0	6	5	9	37	1.4
1998-99	6	0	34	4	8	.500	0	0	—	2	2	1.000	3	3	6	0	2	0	0	2	2	10	1.7
Totals	**278**	**10**	**3024**	**356**	**829**	**.429**	**1**	**6**	**.167**	**83**	**134**	**.619**	**155**	**453**	**608**	**110**	**423**	**1**	**75**	**135**	**163**	**796**	**2.9**

Playoffs

Season	G	GS	Min	FG	FGA	Pct.	3P	3PA	Pct.	FT	FTA	Pct.	Off	Def	Tot	Ast	PF	Dq	Stl	TO	Blk	Pts	Avg
1992-93	7	0	69	5	14	.357	0	0	—	4	4	1.000	5	9	14	2	13	0	1	2	4	14	2.0
1993-94	19	0	127	13	31	.419	0	0	—	2	3	.667	10	10	20	3	19	0	3	7	11	28	1.5
1994-95	8	0	55	3	13	.231	0	0	—	2	2	1.000	3	4	7	0	13	0	5	1	5	8	1.0
1995-96	5	0	33	3	5	.600	0	0	—	3	4	.750	0	0	0	0	3	0	0	1	2	9	1.8
1996-97	3	0	23	2	5	.400	0	0	—	0	0	—	0	1	1	0	4	0	0	0	0	4	1.3
1997-98	Not On Playoff Roster																						
1998-99	8	0	16	1	5	.200	0	0	—	0	0	—	0	3	3	0	3	0	0	0	0	2	0.3
Totals	**50**	**0**	**323**	**27**	**73**	**.370**	**0**	**0**	**—**	**11**	**13**	**.846**	**18**	**27**	**45**	**5**	**55**	**0**	**9**	**11**	**22**	**65**	**1.3**

Williams, Jerome (Junkyard Dog) • Forward • 6-9 • 206 • College: Georgetown • Born May 10, 1973 in Washington, D.C.

Traded by Chicago, with Jamal Crawford, for Othella Harrington, Dikembe Mutombo, Cezary Trybanski and Frank Williams on Aug. 5, 2004. Waived on Aug. 15, 2005. Also played for Detroit (1996-97 – 2000-01), Toronto (2000-01 – 2002-03) and Chicago (2002-03).

Regular Season

Season	G	GS	Min	FG	FGA	Pct.	3P	3PA	Pct.	FT	FTA	Pct.	Off	Def	Tot	Ast	PF	Dq	Stl	TO	Blk	Pts	Avg
2004-05	79	4	1211	122	243	.502	0	5	.000	115	172	.669	115	168	283	41	155	0	55	65	10	359	4.5

Williams, Milton (Milt) • Guard • 6-2 • 185 • College: Lincoln • Born Nov. 22, 1945 in Seattle, WA

Selected in 17th round (202nd pick overall) of 1968 NBA Draft. Waived to Atlanta on Oct. 13, 1971. Signed on Jun. 8, 1972. Waived on Sep. 19, 1972. Also played for Atlanta (1971-72), Seattle (1973-74) and St. Louis of ABA (1974-75).

Regular Season

Season	G	GS	Min	FG	FGA	Pct.	3P	3PA	Pct.	FT	FTA	Pct.	Off	Def	Tot	Ast	PF	Dq	Stl	TO	Blk	Pts	Avg
1970-71	5	0	13	1	1	1.000	-	-	-	2	3	.667	-	-	0	2	3	0	-	-	-	4	0.8

Williams, Monty • Forward • 6-8 • 225 • College: Notre Dame • Born Oct. 8, 1971 in Fredericksburg, VA

Selected in first round (24th pick overall) of 1994 NBA Draft. Traded to San Antonio, with Charles Smith, for J.R. Reid, Brad Lohaus and 1996 first-round draft choice on Feb. 8, 1996. Also played for San Antonio (1995-96 – 1997-98), Denver (1998-99), Orlando (1999-2000 – 2001-02) and Philadelphia (2002-03).

Regular Season

Season	G	GS	Min	FG	FGA	Pct.	3P	3PA	Pct.	FT	FTA	Pct.	Off	Def	Tot	Ast	PF	Dq	Stl	TO	Blk	Pts	Avg
1994-95	41	23	503	60	133	.451	0	8	.000	17	38	.447	42	56	98	49	87	0	20	41	4	137	3.3
1995-96	14	0	62	7	22	.318	0	0	—	5	8	.625	9	8	17	4	9	0	2	5	0	19	1.4
Totals	**55**	**23**	**565**	**67**	**155**	**.432**	**0**	**8**	**.000**	**22**	**46**	**.478**	**51**	**64**	**115**	**53**	**96**	**0**	**22**	**46**	**4**	**156**	**2.8**

Playoffs

Season	G	GS	Min	FG	FGA	Pct.	3P	3PA	Pct.	FT	FTA	Pct.	Off	Def	Tot	Ast	PF	Dq	Stl	TO	Blk	Pts	Avg
1994-95	1	0	4	2	2	1.000	0	0	—	0	0	—	0	0	0	0	1	0	0	0	0	4	4.0

Williams, Ray • Guard • 6-3 • 195 • College: Minnesota • Born Oct. 14, 1954 in Mount Vernon, NY

Selected in first round (10th pick overall) of 1977 NBA Draft. Became free agent following 1980-81 season; agreed not to exercise right of first refusal in exchange for Maurice Lucas. Traded from Kansas City for Billy Knight and cash on Sep. 17, 1983. Became free agent on July 1, 1984. Also played for New Jersey (1981-82, 1985-86 – 1986-87), Kansas City (1982-83), Boston (1984-85), Atlanta (1985-86) and San Antonio (1985-86).

Regular Season

Season	G	GS	Min	FG	FGA	Pct.	3P	3PA	Pct.	FT	FTA	Pct.	Off	Def	Tot	Ast	PF	Dq	Stl	TO	Blk	Pts	Avg
1977-78	81	10	1550	305	689	.443	-	-	-	146	207	.705	85	124	209	363	211	4	108	242	15	756	9.3
1978-79	81	53	2370	575	1257	.457	-	-	-	251	313	.802	104	187	291	504	274	4	128	285	19	1401	17.3
1979-80	82	82	2582	687	1384	.496	7	37	.189	333	423	.787	149	263	412	512	295	5	167	256	24	1714	20.9
1980-81	79	79	2742	616	1335	.461	16	68	.235	312	382	.817	122	199	321	432	270	4	185	235	37	1560	19.7
1983-84	76	63	2230	418	939	.445	25	81	.309	263	318	.827	67	200	267	449	274	5	162	219	26	1124	14.8
Totals	**399**	**287**	**11474**	**2601**	**5604**	**.464**	**48**	**186**	**.258**	**1305**	**1643**	**.794**	**527**	**973**	**1500**	**2260**	**1324**	**22**	**750**	**1237**	**121**	**6555**	**16.4**

Playoffs

Season	G	GS	Min	FG	FGA	Pct.	3P	3PA	Pct.	FT	FTA	Pct.	Off	Def	Tot	Ast	PF	Dq	Stl	TO	Blk	Pts	Avg
1977-78	6	0	140	41	78	.526	-	-	-	23	26	.885	6	9	15	31	25	0	6	17	0	105	17.5
1980-81	2	2	84	18	41	.439	1	3	.333	6	11	.545	3	5	8	9	10	0	4	9	0	43	21.5
1983-84	11	6	310	46	130	.354	2	12	.167	29	39	.744	8	31	39	88	39	1	17	41	1	123	11.2
Totals	**19**	**8**	**534**	**105**	**249**	**.422**	**3**	**15**	**.200**	**58**	**76**	**.763**	**17**	**45**	**62**	**128**	**74**	**1**	**27**	**67**	**1**	**271**	**14.3**

Williams, Shawne • Forward • 6-9 • 235 • College: Memphis • Born Feb. 16, 1986 in Memphis, TN.

Signed as a free agent on Sep. 23, 2010. Became free agent following 2010-11 season. Also played for Indiana (2006-07 – 2007-08), Dallas (2008-09) and New Jersey (2011-12)

Regular Season

Season	G	GS	Min	FG	FGA	Pct.	3P	3PA	Pct.	FT	FTA	Pct.	Off	Def	Tot	Ast	PF	Dq	Stl	TO	Blk	Pts	Avg
2010-11	64	11	1323	164	385	.426	85	212	.401	41	49	.837	60	179	239	47	164	3	39	46	51	454	7.1

Playoffs

Season	G	GS	Min	FG	FGA	Pct.	3P	3PA	Pct.	FT	FTA	Pct.	Off	Def	Tot	Ast	PF	Dq	Stl	TO	Blk	Pts	Avg
2010-11	4	0	101	10	24	.417	6	14	.429	6	8	.750	4	10	14	5	8	0	4	4	4	32	8.0

Williams, Shelden • Forward • 6-9 • 250 • College: Duke • Born Oct. 21, 1983 in Oklahoma City, OK.

Traded from Denver as part of three-team deal on Feb. 22, 2011; acquired with Carmelo Anthony, Renaldo Balkman, Chauncey Billups and Anthony Carter from Denver for Wilson Chandler, Danilo Gallinari, Raymond Felton, Timofey Mozgov, a future first-round draft selection, two future second-round selections, cash and future draft considerations; Minnesota also sent Corey Brewer to New York for Eddy Curry, Anthony Randolph and cash considerations, and sent Kosta Koufos to Denver in exchange for a future second round draft pick. Became free agent following 2010-11 season. Also played for Atlanta (2006-07 – 2007-08), Sacramento (2007-08 – 2008-09), Minnesota (2008-09), Boston (2009-10), Denver (2010-11) and New Jersey (2011-12).

Regular Season

Season	G	GS	Min	FG	FGA	Pct.	3P	3PA	Pct.	FT	FTA	Pct.	Off	Def	Tot	Ast	PF	Dq	Stl	TO	Blk	Pts	Avg
2010-11	17	6	198	21	39	.538	0	0	---	24	29	.828	19	31	50	13	34	1	5	6	4	66	3.9

Playoffs

Season	G	GS	Min	FG	FGA	Pct.	3P	3PA	Pct.	FT	FTA	Pct.	Off	Def	Tot	Ast	PF	Dq	Stl	TO	Blk	Pts	Avg
2010-11	Did Not Play																						

Williams, Sylvester (Sly) • Forward • 6-7 • 215 • College: Rhode Island • Born Jan. 26, 1958 in New Haven, CT

Selected in first round (21st pick overall) of 1979 NBA Draft. Traded to Atlanta, with cash, for Rudy Macklin on Jun. 29, 1983. Also played for Atlanta (1983-84 – 1984-85) and Boston (1985-86).

Regular Season

Season	G	GS	Min	FG	FGA	Pct.	3P	3PA	Pct.	FT	FTA	Pct.	Off	Def	Tot	Ast	PF	Dq	Stl	TO	Blk	Pts	Avg
1979-80	57	0	556	104	267	.390	0	4	.250	58	90	.644	65	56	121	36	73	0	19	49	8	266	4.7
1980-81	67	57	1976	349	708	.493	2	8	.250	185	268	.690	159	257	416	180	199	0	116	141	18	885	13.2
1981-82	60	27	1521	349	628	.556	2	9	.222	131	173	.757	100	127	227	142	153	0	77	114	16	831	13.9
1982-83	68	6	1385	314	647	.485	2	19	.105	176	259	.680	94	196	290	133	166	3	73	133	3	806	11.9
Totals	**252**	**90**	**5438**	**1116**	**2250**	**.496**	**6**	**40**	**.150**	**550**	**790**	**.696**	**418**	**636**	**1054**	**491**	**591**	**3**	**285**	**437**	**45**	**2788**	**11.1**

Playoffs

Season	G	GS	Min	FG	FGA	Pct.	3P	3PA	Pct.	FT	FTA	Pct.	Off	Def	Tot	Ast	PF	Dq	Stl	TO	Blk	Pts	Avg
1980-81	2	2	56	13	18	.722	0	0	---	0	0	---	4	5	9	5	7	0	3	3	0	26	13.0
1982-83	5	0	82	16	41	.390	1	1	1.000	3	3	1.000	10	11	21	6	4	0	3	12	1	36	7.2
Totals	**7**	**0**	**138**	**29**	**59**	**.492**	**1**	**1**	**1.000**	**3**	**3**	**1.000**	**14**	**16**	**30**	**11**	**11**	**0**	**6**	**15**	**1**	**62**	**8.9**

Winchester, Kennard • Guard • 6-5 • 212 • College: Averett • Born Sep. 3, 1966 in Chestertown, MD

Signed as free agent on Nov. 14, 1991. Became free agent following 1991-92 season. Also played for Houston (1990-91 – 1991-92, 1992-93).

Regular Season

Season	G	GS	Min	FG	FGA	Pct.	3P	3PA	Pct.	FT	FTA	Pct.	Off	Def	Tot	Ast	PF	Dq	Stl	TO	Blk	Pts	Avg
1991-92	15	0	64	12	27	.444	1	2	.500	8	10	.800	6	9	15	8	4	0	2	2	2	33	2.2

Playoffs

Season	G	GS	Min	FG	FGA	Pct.	3P	3PA	Pct.	FT	FTA	Pct.	Off	Def	Tot	Ast	PF	Dq	Stl	TO	Blk	Pts	Avg
1991-92	3	0	11	3	5	.600	0	0	—	0	1	.000	0	0	0	2	0	0	0	1	0	6	2.0

Wingate, David (Gate) • Guard/Forward • 6-5 • 187 • College: Georgetown • Born Dec. 15, 1963 in Baltimore, MD

Signed as free agent on Feb. 1, 1999. Re-signed on Sep. 1, 1999. Became free agent following 1999-2000 season. Also played for Philadelphia (1986-87 – 1988-89), San Antonio (1989-90 – 1990-91), Washington (1991-92), Charlotte (1992-93 – 1994-95) and Seattle (1995-96 – 1997-98, 2000-01).

Regular Season

Season	G	GS	Min	FG	FGA	Pct.	3P	3PA	Pct.	FT	FTA	Pct.	Off	Def	Tot	Ast	PF	Dq	Stl	TO	Blk	Pts	Avg
1998-99	20	0	92	7	16	.438	0	0	—	0	0	—	3	5	8	5	10	0	4	6	0	14	0.7
1999-00	7	0	32	1	9	.111	0	0	—	0	0	—	1	1	2	3	7	0	1	2	2	2	0.3
Totals	**27**	**0**	**124**	**8**	**25**	**.320**	**0**	**0**	**—**	**0**	**0**	**—**	**4**	**6**	**10**	**8**	**17**	**0**	**5**	**8**	**2**	**16**	**0.6**

Playoffs

Season	G	GS	Min	FG	FGA	Pct.	3P	3PA	Pct.	FT	FTA	Pct.	Off	Def	Tot	Ast	PF	Dq	Stl	TO	Blk	Pts	Avg
1998-99	Did Not Play																						
1999-00	Not On Playoff Roster																						

Wingo, Harthorne (Wingy) • Forward • 6-8 • 210 • College: Friendship JC • Born Sep. 9, 1948 in Tryon, NC

Signed as free agent on Feb. 1, 1973. Waived in Jun. 1976.

Regular Season

Season	G	GS	Min	FG	FGA	Pct.	3P	3PA	Pct.	FT	FTA	Pct.	Off	Def	Tot	Ast	PF	Dq	Stl	TO	Blk	Pts	Avg
1972-73	13	0	59	9	22	.409	-	-	-	2	6	.333	-	-	16	1	9	0	-	-	-	20	1.5
1973-74	60	0	536	82	172	.477	-	-	-	48	76	.632	72	94	166	25	85	0	7	-	14	212	3.5
1974-75	82	10	1686	233	506	.460	-	-	-	141	187	.754	163	293	456	84	215	2	48	-	35	607	7.4
1975-76	57	0	533	72	163	.442	-	-	-	40	60	.667	46	61	107	18	59	0	19	-	8	184	3.2
Totals	**212**	**10**	**2814**	**396**	**863**	**.459**	**-**	**-**	**-**	**231**	**329**	**.702**	**281**	**448**	**745**	**128**	**368**	**2**	**74**	**-**	**57**	**1023**	**4.8**

Playoffs

Season	G	GS	Min	FG	FGA	Pct.	3P	3PA	Pct.	FT	FTA	Pct.	Off	Def	Tot	Ast	PF	Dq	Stl	TO	Blk	Pts	Avg
1972-73	3	0	12	5	13	.385	-	-	-	1	2	.500	-	-	7	0	1	0	-	-	-	11	3.7
1973-74	5	0	16	6	11	.545	-	-	-	0	0	---	2	1	3	1	2	0	1	-	0	12	2.4
1974-75	3	0	76	10	23	.435	-	-	-	7	10	.700	9	13	22	7	7	0	4	-	0	27	9.0
Totals	**11**	**0**	**104**	**21**	**47**	**.447**	**-**	**-**	**-**	**8**	**12**	**.667**	**11**	**14**	**32**	**8**	**10**	**0**	**5**	**-**	**0**	**50**	**4.5**

Woods, Qyntel • Forward/Guard • 6-8 • 225 • College: Northeast Mississippi CC • Born Feb. 16, 1981 in Memphis, TN

Signed as free agent on Dec. 6, 2005. Became free agent following 2005-06 season. Also played for Portland (2002-03 - 2003-04) and Miami (2004-05).

Regular Season

Season	G	GS	Min	FG	FGA	Pct.	3P	3PA	Pct.	FT	FTA	Pct.	Off	Def	Tot	Ast	PF	Dq	Stl	TO	Blk	Pts	Avg
2005-06	49	16	1013	129	254	.508	22	60	.367	49	76	.645	44	146	190	47	96	1	32	61	13	329	6.7

Woodson, Michael (Mike) • Forward • 6-5 • 198 • College: Indiana • Born Mar. 24, 1958 in Indianapolis, IN

Selected in first round (12th pick overall) of 1980 NBA Draft. Traded to New Jersey for Mike Newlin on Jun. 10, 1981. Also played for New Jersey (1981-82), Kansas City/Sacramento (1981-82 – 1985-86), L.A. Clippers (1986-87- 1987-88) and Houston (1988-89- 1990-91).

Regular Season

Season	G	GS	Min	FG	FGA	Pct.	3P	3PA	Pct.	FT	FTA	Pct.	Off	Def	Tot	Ast	PF	Dq	Stl	TO	Blk	Pts	Avg
1980-81	81	2	949	165	373	.442	1	5	.200	49	64	.766	33	64	97	75	95	0	36	54	12	380	4.7

Playoffs

Season	G	GS	Min	FG	FGA	Pct.	3P	3PA	Pct.	FT	FTA	Pct.	Off	Def	Tot	Ast	PF	Dq	Stl	TO	Blk	Pts	Avg
1980-81	2	0	8	1	3	.333	0	0	—	2	2	1.000	2	0	2	0	3	0	0	0	0	4	2.0

Wright, Brad • Center • 6-11 • 225 • College: UCLA • Born Mar. 27, 1962 in Hollywood, CA

Signed as free agent on Mar. 21, 1987. Waived on Oct. 12, 1987. Also played for Denver (1987-88).

Regular Season

Season	G	GS	Min	FG	FGA	Pct.	3P	3PA	Pct.	FT	FTA	Pct.	Off	Def	Tot	Ast	PF	Dq	Stl	TO	Blk	Pts	Avg
1986-87	14	0	138	20	46	.435	0	1	.000	12	28	.429	25	28	53	1	20	0	3	13	6	52	3.7

Zaslofsky, Max (Slats) • Guard/Forward • 6-2 • 170 • College: St. John's (NY) • Born Dec. 7, 1925 in Brooklyn, NY • Died Oct. 15, 1985

Awarded in dispersal of Chicago franchise in 1950. Re-signed on Nov. 5, 1952. Traded, with draft rights to Roy Belliveau and Jim Ligos, to Baltimore for Jim Baechtold on Aug. 24, 1953. Also played for Chicago (1946-47 - 1949-50), Baltimore (1953-54), Milwaukee (1953-54) and Fort Wayne (1953-54 - 1955-56).

Regular Season

Season	G	GS	Min	FG	FGA	Pct.	3P	3PA	Pct.	FT	FTA	Pct.	Off	Def	Tot	Ast	PF	Dq	Stl	TO	Blk	Pts	Avg
1950-51	66	-	-	302	853	.354	-	-	-	231	298	.775	-	-	228	136	150	3	-	-	-	835	12.7
1951-52	66	-	2113	322	958	.336	-	-	-	287	380	.755	-	-	194	156	183	5	-	-	-	931	14.1
1952-53	29	-	722	123	320	.384	-	-	-	98	142	.690	-	-	75	55	81	1	-	-	-	344	11.9
Totals	**161**	**-**	**2835**	**747**	**2131**	**.351**	**-**	**-**	**-**	**616**	**820**	**.751**	**-**	**-**	**497**	**347**	**414**	**9**	**-**	**-**	**-**	**2110**	**13.1**

Playoffs

Season	G	GS	Min	FG	FGA	Pct.	3P	3PA	Pct.	FT	FTA	Pct.	Off	Def	Tot	Ast	PF	Dq	Stl	TO	Blk	Pts	Avg
1950-51	14	-	-	88	217	.406	-	-	-	74	100	.740	-	-	58	38	43	2	-	-	-	250	17.9
1951-52	14	-	505	69	185	.373	-	-	-	89	110	.809	-	-	44	23	51	1	-	-	-	227	16.2
Totals	**28**	**-**	**505**	**157**	**402**	**.391**	**-**	**-**	**-**	**163**	**210**	**.776**	**-**	**-**	**102**	**61**	**94**	**3**	**-**	**-**	**-**	**477**	**17.0**

NBA All-Star

Season	Min	FG	FGA	Pct.	3P	3PA	Pct.	FT	FTA	Pct.	Off	Def	Tot	Ast	PF	Dq	Stl	TO	Blk	Pts
1952	25	3	7	.429	-	-	-	5	5	1.000	-	-	4	2	0	0	-	-	-	11

Players On Regular Season Roster Who Never Appeared In A Single Game

Alexander, Victor • Forward/Center • 6-10 • 265 •
College: Iowa State • Born Aug. 31, 1969 in Detroit, MI
Traded from Toronto, with Willie Anderson, for Doug Christie, Herb Williams and cash on Feb. 18, 1996. Waived on Mar. 12, 1996. Also played for Golden State (1991-92 – 1994-95) and Detroit (2001-02).

Amaechi, John • Forward/Center · 6-10 · 270
College: Penn State · Born Nov. 26, 1970 in Boston, MA
Traded from Houston, with Moochie Norris, for Clarence Weatherspoon on Dec.30, 2003. Waived on Jan. 5, 2004. Also played for Cleveland (1995-96), Orlando (1999-2000 - 2000-01) and Utah (2001-02 - 2002-03).

Azubuike, Kelenna • Guard/Forward • 6-5 • 215
College: Kentucky • Born Dec. 16, 1983 in London, England
Traded from Golden State, with Anthony Randolph and Ronny Turiaf, for David Lee on Jul. 9, 2010. Waived on Feb. 28, 2011. Also played for Golden State (2006-07 – 2009-10) and Dallas (2011-12).

Bogues, Tyrone (Muggsy) • Guard • 5-3 • 141
College: Wake Forest • Born Jan. 9, 1965 in Baltimore, MD
Traded, with Mark Jackson, from Toronto for Chris Childs and 2001 first-round draft choice on Feb. 22, 2001. Traded to Dallas, as part of three team deal, in which Glen Rice was traded to Houston, Shandon Anderson went to New York from Houston, Howard Eisley went to New York from Dallas, and the draft rights to Kyle Hill went from Dallas to Houston on Aug. 10, 2001; Houston received future considerations from New York and Dallas to complete trade on Aug. 17, 2001. Also played for Washington (1987-88), Charlotte (1988-89 – 1997-98), Golden State (1997-98 – 1998-99) and Toronto (1999-2000 – 2000-01).

Brewer, Corey Guard/Forward • 6-9 • 188
College: Florida • Born Mar. 5, 1986 in Portland, TN
Traded from Minnesota as part of three-team deal on Feb. 22, 2011; sent to New York for Eddy Curry, Anthony Randolph and cash considerations; Denver sent Carmelo Anthony, Renaldo Balkman, Chauncey Billups, Anthony Carter and Shelden Williams to New York for Wilson Chandler, Danilo Gallinari, Raymond Felton, Timofey Mozgov, a future first-round draft selection, two future second-round selections, cash and future draft considerations; Minnesota also sent Kosta Koufos to Denver in exchange for a future second round draft pick. Waived on Mar. 1, 2011. Also played for Minnesota (2007-08 – 2010-11), Dallas (2010-11) and Denver (2011-12).

Cardinal, Brian • Forward • 6-8 • 240
College: Purdue • Born May 2, 1977 in Tolono, IL
Traded from Minnesota for Darko Milicic and cash considerations on Feb. 17, 2010. Waived on Feb. 19, 2010. Also played for Detroit (2000-01 – 2001-02), Washington (2002-03), Golden State (2003-04), Memphis (2004-05 – 2007-08), Minnesota (2008-09 – 2009-10) and Dallas (2010-11 – 2011-12).

Gardner, William (Wee Willie, Dill) • Forward
6-8 • 240 • College: None • Born Oct. 30, 1933 in Elkton, TN •
Died Sep. 28, 2000
Purchased contract from Harlem Globetrotters on Apr. 29, 1957. Retired on Nov. 7, 1957.

Hunter, Chris • Forward/Center • 6-11 • 240
College: Michigan • Born Jul. 7, 1984 in Gary, IN
Signed as free agent on Apr. 14, 2009. Waived on Oct. 22, 2009. Also played for Golden State (2009-10).

Jones, Dontaé • Forward • 6-8 • 220
College: Mississippi State • Born Jun. 2, 1975 in Nashville, TN
Selected in first round (21st pick overall) of 1996 NBA Draft. Traded to Boston, with Walter McCarty, John Thomas and Scott Brooks for Chris Mills and two future second-round draft choices, on Oct. 22, 1997. Also played for Boston (1997-98).

Kerner, Jonathan • Center • 6-11 • 245
College: East Carolina • Born Jun. 6, 1974 in Atlanta, GA
Signed as free agent on Oct. 3, 2000. Waived on Nov. 27, 2000. Also played for Orlando (1998-99).

Lampe, Maciej • Forward • 6-11 • 275
College: none • Born Feb. 5, 1985 in Lodz, Poland
Selected in second round (30th overall) of 2003 NBA Draft. Traded to Phoenix, with Howard Eisley, Antonio McDyess, Charlie Ward, draft rights to Milos Vujanic, 2004 first-round draft choice and future first-round draft choice, for Anfernee Hardaway, Stephon Marbury and Cezary Trybanski on Jan. 5, 2004. Also played for Phoenix (2003-04), New Orleans (2004-05 - 2005-06) and Houston (2005-06).

Leckner, Eric • Center • 6-11 • 265
College: Wyoming • Born May 27, 1966 in Inglewood, CA
Signed as free agent on Oct. 2, 1996. Waived on Jan. 6, 1997. Also played for Utah (1988-89 – 1989-90), Sacramento (1990-91), Charlotte (1990-91 – 1991-92, 1996-97), Philadelphia (1993-94), Detroit (1994-95 – 1995-96) and Vancouver (1996-97).

Mickeal, Pete • Forward • 6-5 • 230
College: Cincinnati • Born Feb. 22, 1978 in Rock Island, IL
Draft rights traded from Dallas, with Erick Strickland, for John Wallace and draft rights to Donnell Harvey on Jun. 28, 2000. Signed to contract on Oct. 3, 2000. Waived on Jan. 5, 2001.

Mobley, Cuttino (Cat) • Guard • 6-4 • 215
College: Rhode Island • Born Sep. 1, 1975 in Philadelphia, PA
Traded from L.A. Clippers, with Tim Thomas, in exchange for Mardy Collins and Zach Randolph on Nov. 21, 2008. Retired on Dec. 11, 2008. Waived on Apr. 5, 2010. Also played for Houston (1998-99 – 2003-04), Orlando (2004-05), Sacramento (2004-05) and L.A. Clippers (2005-06 – 2008-09).

Pope, Mark • Forward • 6-10 • 235
College: Kentucky • Born Sep. 11, 1972 in Omaha, NE
Signed as free agent on Sep. 30, 2002. Became free agent following 2002-03. Also played for Indiana (1997-98 – 1998-99), Milwaukee (2000-01 – 2001-02) and Denver (2003-04 - 2004-05).

Rambis, Kurt • Forward • 6-8 • 215
College: Santa Clara • Born Feb. 25, 1958 in Cupertino, CA
Selected in third round (58th pick overall) of 1980 NBA Draft. Waived on Sep. 18, 1980. Signed a 10-day contract on Jan. 16, 1981. Re-signed to 10-day contract in Jan. 1981. Also played for L.A. Lakers (1981-82 – 1987-88, 1993-94 – 1994-95), Charlotte (1988-89 – 1989-90), Phoenix (1989-90 – 1991-92) and Sacramento (1992-93).

Smith, Tom • Guard • 6-1 • 165
College: St. Peter's • Born 1929 in Jersey City, NJ • Died May 31, 1996
Selected in 1951 NBA Draft. Signed on Sep. 21, 1951.

Tucker, Anthony • Forward • 6-8 • 220
College: Wake Forest • Born Apr. 4, 1969 in Washington D.C.
Signed as free agent on Oct. 5, 1995. Became free agent following 1995-96 season. Rights renounced on Jul. 14, 1996. Also played for Washington (1994-95).

Vranes, Slavko • Center • 7-5 • 276
College: none • Born Jan. 30, 1973 in Montenegro
Selected in second round (39th overall) of 2003 NBA Draft. Waived on Dec. 24, 2003. Also played for Portland (2003-04).

Walker, Paul • Forward • 6-3 • 210
College: Yale • Jul. 29, 1925 in Springfield, MO
Signed on Jan. 27, 1947.

Williams, Brandon • Guard • 6-8 • 220
College: Davidson • Born Feb. 27, 1975 in Collinston, LA
Signed to 10-day contract on Apr. 8, 2000. Waived on Apr. 14, 2000. Also played for Golden State (1997-98) and San Antonio (1998-99).

Angela Cranford, MSG Photos

PLAYOFFS

NBA CHAMPIONS
PLAYOFFS

1969-70: (top row) Head Coach Red Holzman, Phil Jackson, Dave Stallworth, Dave DeBusschere, Willis Reed, Bill Hosket, Nate Bowman, Bill Bradley, Chief Scout & Assistant Coach Dick McGuire, Trainer Danny Whelan; (front row) John Warren, Don May, Walt Frazier, President Ned Irish, Chairman Irving Mitchell Felt, V.P. & GM Eddie Donovan, Dick Barnett, Mike Riordan, Cazzie Russell.



1972-73: (top row) Bill Bradley, Phil Jackson, John Gianelli, Dave DeBusschere, Willis Reed, Jerry Lucas, Tom Riker, Dean Meminger, Trainer Danny Whalen; (front row) Henry Bibby, Walt Frazier, President Ned Irish, Chairman Irving Mitchell Felt, General Manager & Head Coach Red Holzman, Earl Monroe, Dick Barnett, Harthorne Wingo (inset).

DIVISION AND CONFERENCE CHAMPIONS
PLAYOFFS

Eastern Division Champions

1950-51: (second from left) Dick McGuire, Vince Boryla, Nat Clifton, Harry Gallatin, George Kaftan, Ray Lumpp, Connie Simmons; (seated) Tony Lavelli, Ernie Vandeweghe

1951-52: Vince Boryla, Nat Clifton, Harry Gallatin, George Kaftan, Ray Lumpp, Al McGuire, Dick McGuire, Herb Scherer, Connie Simmons, Ernie Vandeweghe, Max Zaslofsky, Executive Vice President Ned Irish, Head Coach Joe Lapchick, Trainer Don Friedrichs.

1952-53: (left to right) Connie Simmons, Carl Braun, Ernie Vandeweghe, Al McGuire, Dick McGuire, Head Coach Joe Lapchick, Dick Bunt, Max Zaslofsky, Vince Boryla, Nat Clifton, Harry Gallatin, Trainer Don Friederichs. Not shown: Jerry Fleishman, Sherwin Raiken, Dick Surhoff.

Eastern Conference Champions

1971-72: (top row) Trainer Danny Whelan, Eddie Miles, Eddie Mast, Charlie Paulk, Dave DeBusschere, Willis Reed, Jerry Lucas, Luther Rackley, Phil Jackson, Dean Meminger; (front row) Bill Bradley, Walt Frazier, President Ned Irish, Board Chairman Irving Mitchell Felt, Head Coach/GM Red Holzman, Dick Barnett, Earl Monroe. Not shown: Assistant Coach & Head Scout Dick McGuire.

1993-94: Eric Anderson, Greg Anthony, Rolando Blackman, Anthony Bonner, Hubert Davis, Patrick Ewing, Corey Gaines, Derek Harper, Anthony Mason, Tim McCormick, Charles Oakley, Glenn Rivers, Charles Smith, John Starks, Herb Williams, President David W. Checketts, Vice President & GM Ernie Grunfeld, Head Coach Pat Riley, Assistant Coach Dick Harter, Assistant Coach Jeff Nix, Assistant Coach Bob Salmi, Assistant Coach Jeff Van Gundy, Head Athletic Trainer Mike Saunders, Assistant Trainer Tim Walsh.



1998-99: (top row) Video Coordinator Jim Sann, Assistant Coach Tom Thibodeau, Head Coach Jeff Van Gundy, Latrell Sprewell, Chris Dudley, Marcus Camby, Kurt Thomas, Ben Davis, Rick Brunson, Assistant Coach Brendan Malone, Assistant Coach Don Chaney, Assistant Coach Greg Brittenham; (front row) Head Athletic Trainer Mike Saunders, Chris Childs, David Wingate, Larry Johnson, Patrick Ewing, Herb Williams, Allan Houston, Charlie Ward, Assistant Athletic Trainer Said Hamdan. Not shown: President & GM Ernie Grunfeld

1947 NBA Playoffs

Quarterfinals - Knicks Defeat Rebels (2-1)

Apr. 2	at CLE	L	51 - 77
Apr. 5	at MSG	W	86 - 74
Apr. 9	at Armory	W	93 - 71

Semifinals - Warriors Defeat Knicks (0-2)

Apr. 12	at PHI	L	70 - 82
Apr. 14	at Armory	L	53 - 72

1948 NBA Playoffs

Quarterfinals - Bullets Defeat Knicks (2-1)

Mar. 27	at BAL	L	81 - 85
Mar. 28	at MSG	W	79 - 69
Apr. 1	at BAL	L	77 - 84

1949 NBA Playoffs

Eastern Division Semifinals - Knicks Defeat Bullets (2-1)

Mar. 23	at BAL	L	81 - 82
Mar. 24	at MSG	W	84 - 74
Mar. 26	at MSG	W	103 - 99 *

Eastern Division Finals - Capitols Defeat Knicks (2-1)

Mar. 29	at WAS	L	71 - 77
Mar. 31	at MSG	W	86 - 84 *
Apr. 2	at WAS	L	76 - 84

1950 NBA Playoffs

Eastern Division Semifinals - Knicks Defeat Capitols (2-0)

Mar. 21	at WAS	W	90 - 87
Mar. 22	at MSG	W	103 - 83

Eastern Division Finals - Nationals Defeat Knicks (2-1)

Mar. 26	at SYR	L	83 - 91 *
Mar. 30	at MSG	W	80 - 76
Apr. 2	at SYR	L	80 - 91

1951 NBA Playoffs

Eastern Division Semifinals - Knicks Defeat Celtics (2-0)

Mar. 20	at BOS	W	83 - 69
Mar. 22	at MSG	W	92 - 78

Eastern Division Finals - Knicks Defeat Nationals (3-2)

Mar. 28	at MSG	W	103 - 92
Mar. 29	at SYR	L	80 - 102
Mar. 31	at MSG	W	77 - 75 *
Apr. 1	at SYR	L	83 - 90
Apr. 4	at Armory	W	83 - 81

NBA Finals - Royals Defeat Knicks (4-3)

Apr. 7	at ROC	L	65 - 92
Apr. 8	at ROC	L	84 - 99
Apr. 11	at Armory	L	71 - 78
Apr. 13	at Armory	W	79 - 73
Apr. 15	at ROC	W	92 - 89
Apr. 18	at Armory	W	80 - 73
Apr. 21	at ROC	L	75 - 79

1952 NBA Playoffs

Eastern Division Semifinals - Knicks Defeat Celtics (2-1)

Mar. 19	at BOS	L	94 - 105
Mar. 23	at MSG	W	101 - 97
Mar. 26	at BOS	W	88 - 87 **

Eastern Division Finals - Knicks Defeat Nationals (3-1)

Apr. 2	at SYR	W	87 - 85
Apr. 3	at SYR	L	92 - 102
Apr. 4	at Armory	W	99 - 92
Apr. 8	at Armory	W	100 - 93

NBA Finals - Lakers Defeat Knicks (4-3)

Apr. 12	at STP	L	79 - 83 *
Apr. 13	at STP	W	80 - 72
Apr. 16	at Armory	L	77 - 82
Apr. 18	at Armory	W	90 - 89 *
Apr. 20	at STP	L	89 - 102
Apr. 23	at Armory	W	76 - 68
Apr. 25	at MIN	L	65 - 82

1953 NBA Playoffs

Eastern Division Semifinals - Knicks Defeat Bullets (2-0)

Mar. 17	at MSG	W	80 - 62
Mar. 20	at BAL	W	90 - 81

Eastern Division Finals - Knicks Defeat Celtics (3-1)

Mar. 25	at MSG	W	95 - 91
Mar. 26	at BOS	L	70 - 86
Mar. 28	at MSG	W	101 - 82
Mar. 29	at BOS	W	82 - 75

NBA Finals - Lakers Defeat Knicks (4-1)

Apr. 4	at MIN	W	96 - 88
Apr. 5	at MIN	L	71 - 73
Apr. 7	at Armory	L	75 - 90
Apr. 8	at Armory	L	69 - 71
Apr. 10	at Armory	L	84 - 91

1954 NBA Playoffs

Eastern Division Round Robin - Knicks (0-4)

Mar. 16	at MSG (BOS)	L	71 - 93
Mar. 18	at SYR	L	68 - 75
Mar. 20	at BOS	L	78 - 79
Mar. 21	at MSG (SYR)	L	99 - 103

1955 NBA Playoffs

Eastern Division Semifinals - Celtics Defeat Knicks (2-1)

Mar. 15	at BOS	L	101 - 122
Mar. 16	at MSG	W	102 - 95
Mar. 19	at MSG	L	109 - 116

1956 NBA Playoffs

Eastern Division Third-Place Game - Nationals Defeat Knicks

Mar. 15	at SYR	L	77 - 82

Game not recognized by NBA as official playoff game

1959 NBA Playoffs

Eastern Division Semifinals - Nationals Defeat Knicks (2-0)

Mar. 13	at Armory	L	123 - 129
Mar. 15	at SYR	L	115 - 131

1967 NBA Playoffs

Eastern Division Semifinals - Celtics Defeat Knicks (3-1)

Mar. 21	at BOS	L	110 - 140
Mar. 25	at MSG	L	108 - 115
Mar. 26	at BOS	W	123 - 112
Mar. 28	at MSG	L	109 - 118

1968 NBA Playoffs

Eastern Division Semifinals - 76ers Defeat Knicks (4-2)

Mar. 22	at PHI	L	110 - 118
Mar. 23	at MSG	W	128 - 117
Mar. 27	at PHI	L	132 - 138 **
Mar. 30	at MSG	W	107 - 98
Mar. 31	at PHI	L	107 - 123
Apr. 1	at MSG	L	97 - 113

1969 NBA Playoffs

Eastern Division Semifinals - Knicks Defeat Bullets (4-0)

Mar. 27	at BAL	W	113 - 101
Mar. 29	at MSG	W	107 - 91
Mar. 30	at BAL	W	119 - 116
Apr. 2	at MSG	W	115 - 108

Eastern Division Finals - Celtics Defeat Knicks (4-2)

Apr. 6	at MSG	L	100 - 108
Apr. 9	at BOS	L	97 - 112
Apr. 10	at MSG	W	101 - 91
Apr. 13	at BOS	L	96 - 97
Apr. 14	at MSG	W	112 - 104
Apr. 18	at BOS	L	105 - 106

YEAR-BY-YEAR PLAYOFF RESULTS
PLAYOFFS

1970 NBA Playoffs

Eastern Division Semifinals - Knicks Defeat Bullets (4-3)

Mar. 26	at MSG	W	120 - 117 **
Mar. 27	at BAL	W	106 - 99
Mar. 29	at MSG	L	113 - 127
Mar. 31	at BAL	L	92 - 102
Apr. 2	at MSG	W	101 - 80
Apr. 5	at BAL	L	87 - 96
Apr. 6	at MSG	W	127 - 114

Eastern Division Finals - Knicks Defeat Bucks (4-1)

Apr. 11	at MSG	W	110 - 102
Apr. 13	at MSG	W	112 - 111
Apr. 17	at MIL	L	96 - 101
Apr. 19	at MIL	W	117 - 105
Apr. 20	at MSG	W	132 - 96

NBA Finals - Knicks Defeat Lakers (4-3)

Apr. 24	at MSG	W	124 - 112
Apr. 27	at MSG	L	103 - 105
Apr. 29	at LAL	W	111 - 108 *
May 1	at LAL	L	115 - 121 *
May 4	at MSG	W	107 - 100
May 6	at LAL	L	113 - 135
May 8	at MSG	W	113 - 99

1971 NBA Playoffs

Eastern Conference Semifinals - Knicks Defeat Hawks (4-1)

Mar. 25	at MSG	W	112 - 101
Mar. 27	at MSG	L	104 - 113
Mar. 28	at ATL	W	110 - 95
Mar. 30	at ATL	W	113 - 107
Apr. 1	at MSG	W	111 - 107

Eastern Conference Finals - Bullets Defeat Knicks (4-3)

Apr. 6	at MSG	W	112 - 111
Apr. 9	at MSG	W	107 - 88
Apr. 11	at BAL	L	88 - 114
Apr. 14	at BAL	L	80 - 101
Apr. 16	at MSG	W	89 - 84
Apr. 18	at BAL	L	96 - 113
Apr. 19	at MSG	L	91 - 93

1972 NBA Playoffs

Eastern Conference Semifinals - Knicks Defeat Bullets (4-2)

Mar. 31	at BAL	L	105 - 108 *
Apr. 2	at MSG	W	110 - 88
Apr. 4	at BAL	L	103 - 104
Apr. 6	at MSG	W	104 - 98
Apr. 9	at BAL	W	106 - 82
Apr. 11	at MSG	W	107 - 101

Eastern Conference Finals - Knicks Defeat Celtics (4-1)

Apr. 13	at BOS	W	116 - 94
Apr. 16	at MSG	W	106 - 105
Apr. 19	at BOS	L	109 - 115
Apr. 21	at MSG	W	116 - 98
Apr. 23	at BOS	W	111 - 103

NBA Finals - Lakers Defeat Knicks (4-1)

Apr. 26	at LAL	W	114 - 92
Apr. 30	at LAL	L	92 - 106
May 3	at MSG	L	96 - 107
May 5	at MSG	L	111 - 116 *
May 7	at LAL	L	100 - 114

1973 NBA Playoffs

Eastern Conference Semifinals - Knicks Defeat Bullets (4-1)

Mar. 30	at MSG	W	95 - 83
Apr. 1	at MSG	W	123 - 103
Apr. 4	at BAL	W	103 - 96
Apr. 6	at BAL	L	89 - 97
Apr. 8	at MSG	W	109 - 99

Eastern Conference Finals - Knicks Defeat Celtics (4-3)

Apr. 15	at BOS	L	108 - 134
Apr. 18	at MSG	W	129 - 96
Apr. 20	at BOS	W	98 - 91
Apr. 22	at MSG	W	117 - 110 **
Apr. 25	at BOS	L	97 - 98
Apr. 27	at MSG	L	100 - 110
Apr. 29	at BOS	W	94 - 78

NBA Finals - Knicks Defeat Lakers (4-1)

May 1	at LAL	L	112 - 115
May 3	at LAL	W	99 - 95
May 6	at MSG	W	87 - 83
May 8	at MSG	W	103 - 98
May 10	at LAL	W	102 - 93

1974 NBA Playoffs

Eastern Conference Semifinals - Knicks Defeat Bullets (4-3)

Mar. 29	at MSG	W	102 - 91
Mar. 31	at CAP	L	87 - 99
Apr. 2	at MSG	L	79 - 88
Apr. 5	at CAP	W	101 - 93 *
Apr. 7	at MSG	W	106 - 105
Apr. 10	at CAP	L	92 - 109
Apr. 12	at MSG	W	91 - 81

Eastern Conference Finals - Celtics Defeat Knicks (4-1)

Apr. 14	at BOS	L	88 - 113
Apr. 16	at MSG	L	99 - 111
Apr. 19	at BOS	W	103 - 100
Apr. 21	at MSG	L	91 - 98
Apr. 24	at BOS	L	94 - 105

1975 NBA Playoffs

Eastern Conference First Round - Rockets Defeat Knicks (2-1)

Apr. 8	at HOU	L	84 - 99
Apr. 10	at MSG	W	106 - 96
Apr. 12	at HOU	L	86 - 118

1978 NBA Playoffs

Eastern Conference First Round - Knicks Defeat Cavaliers (2-0)

Apr. 12	at CLE	W	132 - 114
Apr. 14	at MSG	W	109 - 107

Eastern Conference Semifinals - 76ers Defeat Knicks (4-0)

Apr. 16	at PHI	L	90 - 130
Apr. 18	at PHI	L	100 - 119
Apr. 20	at MSG	L	126 - 137
Apr. 23	at MSG	L	107 - 112

1981 NBA Playoffs

Eastern Conference First Round - Bulls Defeat Knicks (2-0)

Mar. 31	at MSG	L	80 - 90
Apr. 3	at CHI	L	114 - 115 *

1983 NBA Playoffs

Eastern Conference First Round - Knicks Defeat Nets (2-0)

Apr. 20	at NJN	W	118 - 107
Apr. 21	at MSG	W	105 - 99

Eastern Conference Semifinals - 76ers Defeat Knicks (4-0)

Apr. 24	at PHI	L	102 - 112
Apr. 27	at PHI	L	91 - 98
Apr. 30	at MSG	L	105 - 107
May 1	at MSG	L	102 - 105

1984 NBA Playoffs

Eastern Conference First Round - Knicks Defeat Pistons (3-2)

Apr. 17	at DET	W	94 - 93
Apr. 19	at DET	L	105 - 113
Apr. 22	at MSG	W	120 - 113
Apr. 25	at MSG	L	112 - 119
Apr. 27	at DET	W	127 - 123 *

Eastern Conference Semifinals - Celtics Defeat Knicks (4-3)

Apr. 29	at BOS	L	92 - 110
May 2	at BOS	L	102 - 116
May 4	at MSG	W	100 - 92
May 6	at MSG	W	118 - 113
May 9	at BOS	L	99 - 121
May 11	at MSG	W	106 - 104
May 13	at BOS	L	104 - 121

1988 NBA Playoffs

Eastern Conference First Round - Celtics Defeat Knicks (3-1)

Apr. 29	at BOS	L	92 - 112
May 1	at BOS	L	102 - 128
May 4	at MSG	W	109 - 100
May 6	at MSG	L	94 - 102

1989 NBA Playoffs

Eastern Conference First Round - Knicks Defeat 76ers (3-0)

Apr. 27	at MSG	W	102 - 96
Apr. 29	at MSG	W	107 - 106
May 2	at PHI	W	116 - 115 *

Eastern Conference Semifinals - Bulls Defeat Knicks (4-2)

May 9	at MSG	L	109 - 120 *
May 11	at MSG	W	114 - 97
May 13	at CHI	L	88 - 111
May 14	at CHI	L	93 - 106
May 16	at MSG	W	121 - 114
May 19	at CHI	L	111 - 113

1990 NBA Playoffs

Eastern Conference First Round - Knicks Defeat Celtics (3-2)

Apr. 26	at BOS	L	105 - 116
Apr. 28	at BOS	L	128 - 157
May 2	at MSG	W	102 - 99
May 4	at MSG	W	135 - 108
May 6	at BOS	W	121 - 114

Eastern Conference Semifinals - Pistons Defeat Knicks (4-1)

May 8	at DET	L	77 - 112
May 10	at DET	L	97 - 104
May 12	at MSG	W	111 - 103
May 13	at MSG	L	90 - 102
May 15	at DET	L	87 - 95

1991 NBA Playoffs

Eastern Conference First Round - Bulls Defeat Knicks (3-0)

Apr. 25	at CHI	L	85 - 126
Apr. 28	at CHI	L	79 - 89
Apr. 30	at MSG	L	94 - 103

1992 NBA Playoffs

Eastern Conference First Round - Knicks Defeat Pistons (3-2)

Apr. 24	at MSG	W	109 - 75
Apr. 26	at MSG	L	88 - 89
Apr. 28	at DET	W	90 - 87 *
May 1	at DET	L	82 - 86
May 3	at MSG	W	94 - 87

Eastern Conference Semifinals - Bulls Defeat Knicks (4-3)

May 5	at CHI	W	94 - 89
May 7	at CHI	L	78 - 86
May 9	at MSG	L	86 - 94
May 10	at MSG	W	93 - 86
May 12	at CHI	L	88 - 96
May 14	at MSG	W	100 - 86
May 17	at CHI	L	81 - 110

1993 NBA Playoffs

Eastern Conference First Round - Knicks Defeat Pacers (3-1)

Apr. 30	at MSG	W	107 - 104
May 2	at MSG	W	101 - 91
May 4	at IND	L	93 - 116
May 6	at IND	W	109 - 100 *

Eastern Conference Semifinals - Knicks Defeat Hornets (4-1)

May 9	at MSG	W	111 - 95
May 12	at MSG	W	105 - 101 *
May 14	at CHA	L	106 - 110 **
May 16	at CHA	W	94 - 92
May 18	at MSG	W	105 - 101

Eastern Conference Finals - Bulls Defeat Knicks (4-2)

May 23	at MSG	W	98 - 90
May 25	at MSG	W	96 - 91
May 29	at CHI	L	83 - 103
May 31	at CHI	L	95 - 105
Jun. 2	at MSG	L	94 - 97
Jun. 4	at CHI	L	88 - 96

1994 NBA Playoffs

Eastern Conference First Round - Knicks Defeat Nets (3-1)

Apr. 29	at MSG	W	91 - 80
May 1	at MSG	W	90 - 81
May 4	at NJN	L	92 - 93 *
May 6	at NJN	W	102 - 92

Eastern Conference Semifinals - Knicks Defeat Bulls (4-3)

May 8	at MSG	W	90 - 86
May 11	at MSG	W	96 - 91
May 13	at CHI	L	102 - 104
May 15	at CHI	L	83 - 95
May 18	at MSG	W	87 - 86
May 20	at CHI	L	79 - 93
May 22	at MSG	W	87 - 77

Eastern Conference Finals - Knicks Defeat Pacers (4-3)

May 24	at MSG	W	100 - 89
May 26	at MSG	W	89 - 78
May 28	at IND	L	68 - 88
May 30	at IND	L	77 - 83
Jun. 1	at MSG	L	86 - 93
Jun. 3	at IND	W	98 - 91
Jun. 5	at MSG	W	94 - 90

NBA Finals - Rockets Defeat Knicks (4-3)

Jun. 8	at HOU	L	78 - 85
Jun. 10	at HOU	W	91 - 83
Jun. 12	at MSG	L	89 - 93
Jun. 15	at MSG	W	91 - 82
Jun. 17	at MSG	W	91 - 84
Jun. 19	at HOU	L	84 - 86
Jun. 22	at HOU	L	84 - 90

1995 NBA Playoffs

Eastern Conference First Round - Knicks Defeat Cavaliers (3-1)

Apr. 27	at MSG	W	103 - 79
Apr. 29	at MSG	L	84 - 90
May 1	at CLE	W	83 - 81
May 4	at CLE	W	93 - 80

Eastern Conference Semifinals - Pacers Defeat Knicks (4-3)

May 7	at MSG	L	105 - 107
May 9	at MSG	W	96 - 77
May 11	at IND	L	95 - 97 *
May 13	at IND	L	84 - 98
May 17	at MSG	W	96 - 95
May 19	at IND	W	92 - 82
May 21	at MSG	L	95 - 97

1996 NBA Playoffs

Eastern Conference First Round - Knicks Defeat Cavaliers (3-0)

Apr. 25	at CLE	W	106 - 83
Apr. 27	at CLE	W	84 - 80
May 1	at MSG	W	81 - 76

Eastern Conference Semifinals - Bulls Defeat Knicks (4-1)

May 5	at CHI	L	84 - 91
May 7	at CHI	L	80 - 91
May 11	at MSG	W	102 - 99 *
May 12	at MSG	L	91 - 94
May 14	at CHI	L	81 - 94

YEAR-BY-YEAR PLAYOFF RESULTS
PLAYOFFS

1997 NBA Playoffs

Eastern Conference First Round - Knicks Defeat Hornets (3-0)

Apr. 24	at MSG	W	109 - 99
Apr. 25	at MSG	W	100 - 93
Apr. 28	at CHA	W	104 - 95

Eastern Conference Semifinals - Heat Defeat Knicks (4-3)

May 7	at MIA	W	88 - 79
May 9	at MIA	L	84 - 88
May 11	at MSG	W	77 - 73
May 12	at MSG	W	89 - 76
May 14	at MIA	L	81 - 96
May 16	at MSG	L	90 - 95
May 18	at MIA	L	90 - 101

1998 NBA Playoffs

Eastern Conference First Round - Knicks Defeat Heat (3-2)

Apr. 24	at MIA	L	79 - 94
Apr. 26	at MIA	W	96 - 86
Apr. 28	at MSG	L	85 - 91
Apr. 30	at MSG	W	90 - 85
May 3	at MIA	W	98 - 81

Eastern Conference Semifinals - Pacers Defeat Knicks (4-1)

May 5	at IND	L	83 - 93
May 7	at IND	L	77 - 85
May 9	at MSG	W	83 - 76
May 10	at MSG	L	107 - 118 *
May 13	at IND	L	88 - 99

1999 NBA Playoffs

Eastern Conference First Round - Knicks Defeat Heat (3-2)

May 8	at MIA	W	95 - 75
May 10	at MIA	L	73 - 83
May 12	at MSG	W	97 - 73
May 14	at MSG	L	72 - 87
May 16	at MIA	W	78 - 77

Eastern Conference Semifinals - Knicks Defeat Hawks (4-0)

May 18	at ATL	W	100 - 92
May 20	at ATL	W	77 - 70
May 23	at MSG	W	90 - 78
May 24	at MSG	W	79 - 66

Eastern Conference Finals - Knicks Defeat Pacers (4-2)

May 30	at IND	W	93 - 90
Jun. 1	at IND	L	86 - 88
Jun. 5	at MSG	W	92 - 91
Jun. 7	at MSG	L	78 - 90
Jun. 9	at IND	W	101 - 94
Jun. 11	at MSG	W	90 - 82

NBA Finals - Spurs Defeat Knicks (4-1)

Jun. 16	at SAS	L	77 - 89
Jun. 18	at SAS	L	67 - 80
Jun. 21	at MSG	W	89 - 81
Jun. 23	at MSG	L	89 - 96
Jun. 25	at MSG	L	77 - 78

2000 NBA Playoffs

Eastern Conference First Round - Knicks Defeat Raptors (3-0)

Apr. 23	at MSG	W	92 - 88
Apr. 26	at MSG	W	84 - 83
Apr. 30	at TOR	W	87 - 80

Eastern Conference Semifinals - Knicks Defeat Heat (4-3)

May 7	at MIA	L	83 - 87
May 9	at MIA	W	82 - 76
May 12	at MSG	L	76 - 77 *
May 14	at MSG	W	91 - 83
May 17	at MIA	L	81 - 87
May 19	at MSG	W	72 - 70
May 21	at MIA	W	83 - 82

Eastern Conference Finals - Pacers Defeat Knicks (4-2)

May 23	at IND	L	88 - 102
May 25	at IND	L	84 - 88
May 27	at MSG	W	98 - 95
May 29	at MSG	W	91 - 89
May 31	at IND	L	79 - 88
Jun. 2	at MSG	L	80 - 93

2001 NBA Playoffs

Eastern Conference First Round - Raptors Defeat Knicks (3-2)

Apr. 22	at MSG	W	92 - 85
Apr. 26	at MSG	L	74 - 94
Apr. 29	at TOR	W	97 - 89
May 2	at TOR	L	93 - 100
May 4	at MSG	L	89 - 93

2004 NBA Playoffs

Eastern Conference First Round - Nets Defeat Knicks (0-4)

Apr. 17	at NJN	L	83 - 107
Apr. 20	at NJN	L	81 - 99
Apr. 22	at MSG	L	78 - 81
Apr. 25	at MSG	L	94 - 100

2011 NBA Playoffs

Eastern Conference First Round - Celtics Defeat Knicks (0-4)

Apr. 17	at BOS	L	85 - 87
Apr. 19	at BOS	L	93 - 96
Apr. 22	at MSG	L	96 - 113
Apr. 24	at MSG	L	101 - 89

2012 NBA Playoffs

Eastern Conference First Round – Heat Defeat Knicks (1-4)

Apr. 28	at MIA	L	67 - 100
Apr. 30	at MIA	L	94 - 104
May 3	at MSG	L	70 - 87
May 6	at MSG	W	89 - 87
May 9	at MIA	L	94 - 106

PLAYOFF COACHING RECORDS

Head Coach	Seasons	W	L	Pct.
Red Holzman	9	54	43	.557
Jeff Van Gundy	6	37	32	.536
Pat Riley	4	35	28	.556
Joe Lapchick	8	30	30	.500
Hubie Brown	2	8	10	.444
Rick Pitino	2	6	7	.462
Stu Jackson	1	4	6	.400
Neil Cohalan	1	2	3	.400
Willis Reed	1	2	4	.333
Dick McGuire	1	1	3	.250
Mike Woodson	1	1	4	.200
Vince Boryla	1	0	1	.000
Fuzzy Levane	1	0	2	.000
John MacLeod	1	0	3	.000
Mike D'Antoni	1	0	4	.000
Lenny Wilkens	1	0	4	.000
Totals		**180**	**183**	**.496**

PLAYOFF OFFENSIVE TEAM STATISTICS

PLAYOFFS

Season	G	FG	FGA	Pct	3P	3PA	Pct	FT	FTA	Pct	Off	Def	Tot	Ast	PF	Stl	TO	Blk	Pts	RPG	APG	PPG
1947	5	136	500	.272				81	132	.614				40					353		8.0	70.6
1948	3	85	253	.336				67	101	.663				16					237		5.3	79.0
1949	6	157	476	.330				187	257	.728				80	213				501		13.3	83.5
1950	5	135	355	.380				166	201	.826				81	173				436		16.2	87.2
1951	14	410	1085	.378				327	476	.687			743	309	424				1147	53.1	22.1	81.9
1952	14	393	1001	.393				431	581	.742			711	256	432				1217	50.8	18.3	86.9
1953	11	309	801	.386				295	414	.713			640	247	304				913	58.2	22.5	83.0
1954	4	92	250	.368				132	179	.737			200	64	149				316	50.0	16.0	79.0
1955	3	103	262	.393				106	137	.774			177	76	72				312	59.0	25.3	104.0
1959	2	90	248	.363				58	76	.763			155	43	70				238	77.5	21.5	119.0
1967	4	174	441	.395				102	135	.756			288	91	123				450	72.0	22.8	112.5
1968	6	274	603	.454				131	182	.720			363	135	174				679	60.5	22.5	113.2
1969	10	422	964	.438				221	301	.734			555	227	240				1065	55.5	22.7	106.5
1970	19	877	1919	.457				345	455	.758			950	450	446				2099	50.0	23.7	110.5
1971	12	497	1151	.432				219	306	.716			569	217	296				1213	47.4	18.1	101.1
1972	16	671	1431	.469				364	483	.754			730	369	380				1706	45.6	23.1	106.6
1973	17	746	1542	.484				273	365	.748			756	396	424				1765	44.5	23.3	103.8
1974	12	470	1083	.434				193	239	.808	144	357	501	212	295	71	187	31	1133	41.8	17.7	94.4
1975	3	107	242	.442				62	78	.795	34	89	123	55	68	27	61	12	276	41.0	18.3	92.0
1978	6	281	591	.475				102	142	.718	96	169	265	171	182	52	111	28	664	44.2	28.5	110.7
1981	2	75	171	.439	1	10	.100	43	63	.683	31	52	83	37	57	20	42	4	194	41.5	18.5	97.0
1983	6	238	493	.483	7	19	.368	140	183	.765	76	157	233	136	155	44	102	25	623	38.8	22.7	103.8
1984	12	494	1014	.487	5	24	.208	286	381	.751	177	326	503	284	350	97	219	54	1279	41.9	23.7	106.6
1988	4	153	348	.440	16	47	.340	75	92	.815	54	109	163	102	115	33	63	21	397	40.8	25.5	99.3
1989	9	364	765	.476	39	109	.358	194	267	.727	137	252	389	235	230	71	145	36	961	43.2	26.1	106.8
1990	10	403	845	.477	25	69	.362	219	285	.768	130	264	394	268	231	84	133	34	1050	39.4	26.8	105.0
1991	3	97	219	.443	11	28	.393	53	66	.803	34	82	116	62	81	16	67	11	258	38.7	20.7	86.0
1992	12	409	940	.435	27	106	.255	238	320	.744	186	334	520	273	300	76	165	50	1083	43.3	22.8	90.3
1993	15	571	1194	.478	48	139	.345	295	420	.702	222	439	661	373	392	120	267	64	1485	44.1	24.9	99.0
1994	25	811	1894	.428	110	332	.331	487	666	.731	353	686	1039	507	637	203	412	135	2219	41.6	20.3	88.8
1995	11	368	765	.481	79	187	.422	211	307	.687	107	297	404	250	304	77	182	69	1026	36.7	22.7	93.3
1996	8	256	554	.462	51	129	.395	146	210	.695	69	227	296	149	162	52	142	30	709	37.0	18.6	88.6
1997	10	343	735	.467	55	148	.372	171	222	.770	97	298	395	211	234	86	157	35	912	39.5	21.1	91.2
1998	10	322	738	.436	53	136	.390	189	247	.765	105	292	397	188	268	86	161	20	886	39.7	18.8	88.6
1999	20	637	1485	.429	64	228	.281	362	478	.757	203	582	785	299	509	151	268	78	1700	39.3	15.0	85.0
2000	16	499	1158	.431	72	183	.393	281	368	.764	129	486	615	234	367	104	188	65	1351	38.4	14.6	84.4
2001	5	167	357	.468	20	59	.339	91	117	.778	39	143	182	78	121	31	73	19	445	36.4	15.6	89.0
2004	4	123	320	.384	17	58	.293	73	101	.723	49	105	154	78	112	37	65	16	336	38.5	19.5	84.0
2011	4	128	332	.386	33	95	.347	74	99	.747	58	104	162	67	75	26	61	27	363	40.5	16.8	90.8
2012	5	153	367	.417	25	91	.275	83	109	.761	62	140	202	63	121	30	92	11	414	40.4	12.6	82.8

PLAYOFF DEFENSIVE TEAM STATISTICS

Season	G	FG	FGA	Pct	3P	3PA	Pct	FT	FTA	Pct	Off	Def	Tot	Ast	PF	Stl	TO	Blk	Pts	RPG	APG	PPG
1947	5																		376			75.2
1948	3																		238			79.3
1949	6																		508			84.7
1950	5																		428			85.6
1951	14																		1170			83.6
1952	14																		1239			88.5
1953	11																		890			80.9
1954	4																		350			87.5
1955	3																		333			111.0
1959	2																		260			130.0
1967	4																		485			121.3
1968	6																		707			117.8
1969	10																		1034			103.4
1970	19																		2030			106.8
1971	12	479	1092	.439				269	374	.719			680	204	253				1227	56.7	17.0	102.3
1972	16	613	1444	.425				405	525	.771			783	315	390				1631	48.9	19.7	101.9
1973	17	680	1513	.449				319	455	.701			807	329	387				1679	47.5	19.4	98.8
1974	12	482	1045	.461				229	294	.779	161	432	593	239	274	60	221	45	1193	49.4	19.9	99.4
1975	3	128	271	.472				57	70	.814	49	92	141	77	73	27	54	19	313	47.0	25.7	104.3
1978	6	273	560	.488				173	219	.790	93	210	303	153	140	50	121	39	719	50.5	25.5	119.8
1981	2	79	166	.476	0	0	---	47	56	.839	31	66	97	39	52	19	40	17	205	48.5	19.5	102.5
1983	6	250	508	.492	2	12	.167	126	173	.728	91	170	261	152	154	49	105	33	628	43.5	25.3	104.7
1984	12	508	1055	.482	8	26	.308	314	411	.764	193	334	527	280	327	112	201	66	1338	43.9	23.3	111.5
1988	4	160	316	.506	10	25	.400	112	136	.824	53	110	163	118	20	38	60	24	442	40.8	29.5	110.5
1989	9	369	742	.497	31	96	.323	209	273	.766	110	259	369	24	226	73	143	39	978	41.0	2.7	108.7
1990	10	439	837	.524	24	76	.316	208	262	.794	129	292	421	268	214	67	155	52	1110	42.1	26.8	111.0
1991	3	117	236	.496	8	16	.500	76	97	.784	33	80	113	67	55	37	39	9	318	37.7	22.3	106.0
1992	12	401	893	.449	27	82	.329	242	336	.720	137	295	432	262	276	78	161	60	1071	36.0	21.8	89.3
1993	15	544	1175	.463	48	124	.387	356	468	.761	179	388	567	319	373	131	235	56	1492	37.8	21.3	99.5
1994	25	788	1855	.425	94	305	.308	523	690	.758	294	686	980	502	595	203	422	116	2193	39.2	20.1	87.7
1995	11	332	768	.432	50	146	.342	269	346	.777	116	279	395	205	291	74	186	33	983	35.9	18.6	89.4
1996	8	267	646	.413	44	155	.284	130	160	.813	119	219	338	160	196	64	110	34	708	42.3	20.0	88.5
1997	10	313	740	.423	76	202	.376	193	274	.704	107	285	392	168	218	77	155	49	895	39.2	16.8	89.5
1998	10	310	709	.437	62	174	.356	226	307	.736	87	286	373	173	219	75	140	41	908	37.3	17.3	90.8
1999	20	579	1427	.406	90	291	.309	412	556	.741	195	583	778	336	459	138	297	92	1660	38.9	16.8	83.0
2000	16	487	1206	.404	92	278	.331	302	396	.763	177	505	682	299	368	101	198	68	1368	42.6	18.7	85.5
2001	5	173	399	.434	23	57	.404	92	126	.730	61	135	196	98	110	41	70	26	461	39.2	19.6	92.2
2004	4	137	288	.476	17	63	.270	96	129	.744	37	137	174	89	90	38	76	20	387	43.5	22.3	96.8
2011	4	156	327	.477	28	60	.467	57	75	.760	46	131	177	96	84	31	67	20	397	44.3	24.0	99.3
2012	5	165	362	.456	40	109	.367	114	151	.755	49	144	193	95	99	46	68	19	484	38.6	19.0	96.8

PLAYOFF FRANCHISE LEADERS

PLAYOFFS

Games
1. Patrick Ewing 135
2. Charles Oakley 113
3. Bill Bradley 95
4. Walt Frazier 93
5. John Starks 93

Minutes
1. Patrick Ewing 5,140
2. Charles Oakley 4,017
3. Walt Frazier 3,953
4. Dave DeBusschere 3,260
5. Bill Bradley 3,161

Points
1. Patrick Ewing 2,787
2. Walt Frazier 1,927
3. Willis Reed 1,358
4. John Starks 1,352
5. Dave DeBusschere 1,340

Field Goals Made
1. Patrick Ewing 1,096
2. Walt Frazier 767
3. Willis Reed 570
4. Dave DeBusschere 564
5. Bill Bradley 510

Field Goals Attempted
1. Patrick Ewing 2,328
2. Walt Frazier 1,500
3. Dave DeBusschere 1,358
4. Willis Reed 1,203
5. Bill Bradley 1,165

Field Goal Percentage (min. 20 made)
1. Bernard King ..... .575
2. Bill Cartwright ..... .539
3. Lonnie Shelton ..... .536
4. Anthony Mason ..... .534
5. Truck Robinson ..... .524

Three-Point Field Goals Made
1. John Starks 175
2. Allan Houston 69
3. Derek Harper 67
4. Charlie Ward 55
5. Larry Johnson 45

Three-Point Field Goals Attempted
1. John Starks 471
2. Derek Harper 167
3. Charlie Ward 163
4. Allan Houston 160
5. Larry Johnson 142

Three-Point Field Goal % (min. 10 made)
1. Kiki Vandeweghe ..... .516
2. Allan Houston ..... .431
3. Trent Tucker ..... .416
4. Derek Harper ..... .401
5. Hubert Davis ..... .373

Free Throws Made
1. Patrick Ewing 587
2. Walt Frazier 393
3. Charles Oakley 304
4. John Starks 285
5. Harry Gallatin 258

Free Throws Attempted
1. Patrick Ewing 814
2. Walt Frazier 523
3. Charles Oakley 407
4. John Starks 376
5. Harry Gallatin 336

Free Throw Percentage (min. 20 made)
1. Ernie Grunfeld ..... .957
2. Jim Baechtold ..... .893
3. Kiki Vandeweghe ..... .889
4. Vince Boryla ..... .889
5. Cazzie Russell ..... .886

Total Rebounds
1. Patrick Ewing 1,413
2. Charles Oakley 1,142
3. Dave DeBusschere 995
4. Willis Reed 801
5. Walt Frazier 666

Assists
1. Walt Frazier 599
2. John Starks 392
3. Dick McGuire 282
4. Patrick Ewing 271
5. Mark Jackson 271

Steals
1. Charles Oakley 144
2. Patrick Ewing 121
3. John Starks 119
4. Charlie Ward 103
5. Derek Harper 63

Blocked Shots
1. Patrick Ewing 299
2. MARCUS CAMBY 70
3. Charles Smith 55
4. Charles Oakley 27
5. Two with 26

Personal Fouls
1. Patrick Ewing 510
2. Charles Oakley 401
3. John Starks 318
4. Bill Bradley 313
5. Dave DeBusschere 290

Disqualifications
1. Nat Clifton 9
2. Harry Gallatin 7
3. Connie Simmons 7
4. Three with 6

PLAYOFF VERSUS RESULTS

	Series		Games	
Team	W	L	W	L
Atlanta Hawks	2	0	8	1
Boston Celtics	6	8	27	34
Charlotte Hornets	2	0	7	1
Chicago Bulls	1	6	12	24
Cleveland Cavaliers	3	0	8	1
Detroit Pistons	2	1	7	8
Houston Rockets	0	2	4	6
Indiana Pacers	3	3	17	18
Los Angeles Lakers				
Minneapolis	0	2	4	8
Los Angeles	2	1	9	8
Miami Heat	3	2	14	15
Milwaukee Bucks	1	0	4	1
New Jersey Nets	2	1	5	5
Philadelphia 76ers				
Syracuse	2	2	7	9
Philadelphia	1	3	5	12
Philadelphia Warriors	0	1	0	2
Rochester Royals	0	1	3	4
San Antonio Spurs	0	1	1	4
Toronto Raptors	1	1	5	3
Washington Wizards	5	1	23	13
Defunct Teams	4	2	10	6
Totals	**39**	**38**	**180**	**183**

PLAYOFF SERIES' HIGHS

PLAYOFFS

	Two-Game Series	Three-Game Series	Four-Game Series	Five-Game Series	Six-Game Series	Seven-Game Series	Combined Season
Minutes Played	88 Bob McAdoo 1978 vs. CLE 44.0	136 Latrell Sprewell 2000 vs. TOR 45.3	178 Willis Reed 1969 vs. BAL 44.5	230 Willis Reed 1971 vs. ATL 46.0	278 Jerry Lucas 1972 vs. BAL 46.3	308 Patrick Ewing 1994 vs. HOU 44.0	1032 Patrick Ewing 1994 25 games 41.3
Field Goals Made	28 Bob McAdoo 1978 vs. CLE	30 Patrick Ewing 1989 vs. PHI	45 Willis Reed 1969 vs. BAL	84 Bernard King 1984 vs. DET	61 (2) Patrick Ewing 1993 vs. CHI	78 Bernard King 1984 vs. BOS	210 Patrick Ewing 1994 25 games
Field Goals Attempted	47 Bud Palmer 1947 vs. PHI	52 Nat Clifton 1955 vs. BOS	88 Done two times	139 Bernard King 1984 vs. DET	124 Walt Frazier 1969 vs. BOS	160 Patrick Ewing 1994 vs. HOU	481 Patrick Ewing 1994 25 games
Free Throws Made	16 Campy Russell 1981 vs. CHI	22 Kiki Vandeweghe 1991 vs. CHI	35 Carl Braun 1952 vs. SYR & BOS	40 (2) Patrick Ewing 1990 vs. DET	33 (2) Allan Houston 1999 vs. IND	48 Bernard King vs. BOS 1984	123 Patrick Ewing 1994 25 games
Free Throws Attempted	17 Campy Russell 1981 vs. CHI	25 (2) K.Vandeweghe 1991 vs. CHI	44 Patrick Ewing 1994 vs. NJN	55 Walt Frazier 1972 vs. BOS	48 (2) Patrick Ewing 1993 vs. CHI	63 Bernard King 1984 vs. BOS	163 Patrick Ewing 1994 25 games
Rebounds	31 Charlie Tyra 1959 vs. SYR 15.5	44 Harry Gallatin 1955 vs. BOS 14.7	70 D. DeBusschere 1969 vs. BAL 17.5	79 D. DeBusschere 1971 vs. ATL 15.8	96 Walt Bellamy vs. PHI 1968 16.0	124 Willis Reed 1970 vs. BAL 17.7	293 Patrick Ewing 1994 25 games 11.72
Assists	16 Ray Williams 1978 vs. CLE 8.0	28 Mark Jackson 1989 vs. PHI 9.3	51 Walt Frazier 1969 vs. BAL 12.8	44 Maurice Cheeks 1990 vs. BOS 8.8	63 Mark Jackson 1989 vs. CHI 10.5	73 Walt Frazier 1970 vs. LAL 10.4	156 Walt Frazier 1970 19 games 8.2
Steals	7 M.R. Richardson 1981 vs. CHI 3.50	11 Walt Frazier 1975 vs. HOU 3.67	10 Mark Jackson 1988 vs. BOS 2.50	15 Darrell Walker 1984 vs. DET 3.00	13 Marcus Camby 1999 vs. IND 2.17	19 Derek Harper 1994 vs. IND 2.71	42 Derek Harper 1994 23 games 1.83
Blocks	4 Bill Cartwright 1983 vs. NJN 2.00	11 Patrick Ewing 1996 vs. CLE 3.67	13 (2) Patrick Ewing 1994 vs. NJN 3.25	15 Patrick Ewing 1992 vs. DET 3.00	18 Marcus Camby 1999 vs. IND 3.00	30 Patrick Ewing 1994 vs. HOU 4.29	76 Patrick Ewing 1994 25 games 3.04
Points Individual	68 Bob McAdoo 1978 vs. CLE 34.0	71 Walt Frazier 1975 vs. HOU 23.7	113 Willis Reed 1969 vs. BAL 28.3	213 Bernard King 1984 vs. DET 42.6	155 Patrick Ewing 1993 vs. CHI 25.8	204 Bernard King 1984 vs. BOS 29.1	547 Patrick Ewing 1994 25 games 21.9
Points Team	241 1978 vs. CLE 120.5	325 1989 vs. PHI 108.3	454 1969 vs. BAL 113.5	591 1990 vs. BOS 118.2	679 1968 vs. PHI 113.2	786 1970 vs. LAL 112.3	2219 1994 25 games 88.8
Fewest Points Team	170 1953 vs. BAL 85.0	230 1947 vs. CLE 76.7	336 2004 vs. NJN 84.0	395 1953 vs. MIN 79.0	520 2000 vs. IND 86.7	546 1951 vs. ROC 78.0	170 1953 vs. BAL 85.0

Numbers in parentheses indicate the number of games in which a player or team has reached a given total (if more than one).

KNICKS SINGLE-GAME PLAYOFF BESTS

PLAYOFFS

Points

		FG	3P	FT	Pts
1.	Bernard King, vs. Detroit, Apr. 22, 1984	19	0	8	46
	Bernard King, at Detroit, Apr. 19, 1984	18	0	10	46
3.	Patrick Ewing, vs. Detroit, May 12, 1990	14	0	17	45
4.	Patrick Ewing, vs. Boston, May 4, 1990	18	0	8	44
	Bernard King, vs. Boston, May 11, 1984	16	0	12	44
	Bernard King, at Detroit, Apr. 27, 1984	17	0	10	44
7.	Bernard King, vs. Boston, May 6, 1984	17	0	9	43
	Willis Reed, vs. Baltimore, Apr. 2, 1969	15	0	13	43
9.	Carmelo Anthony, at Boston, Apr. 19, 2011	14	4	10	42
10.	Carmelo Anthony, vs. Miami, May 6, 2012	15	1	10	41
	Bernard King, vs. Detroit, Apr. 25, 1984	15	0	11	41
	Bob McAdoo, at Cleveland, Apr. 12, 1978	17	0	7	41
13.	Bernard King, at New Jersey, Apr. 20, 1983	16	0	8	40
	Cazzie Russell, vs. Philadelphia, Mar. 27, 1968	17	0	6	40

Rebounds

		Total
1.	Willis Reed, vs. Baltimore, Apr. 2, 1970	36
2.	Dave DeBusschere, vs. Baltimore, Mar. 26, 1970**	24
3.	Charles Oakley, vs. New Jersey, May 1, 1994	24
4.	Harry Gallatin, at Boston, Mar. 20, 1951	23
5.	Willis Reed, vs. Philadelphia, Mar. 22, 1968	23

Assists

		Total
1.	Walt Frazier, vs. L.A. Lakers, May 8, 1970	19
2.	Walt Frazier, at Baltimore, Mar. 30, 1969	17
3.	Mark Jackson, vs. Chicago, May 11, 1989	16
4.	Mark Jackson, vs. Chicago, May 14, 1992	15
5.	Done four times	14

OPPONENTS SINGLE-GAME PLAYOFF BESTS

Points

		FG	3P	FT	Pts
1.	Michael Jordan, at Chicago, May 31, 1993	18	6	12	54
2.	Sam Jones, vs. Boston, Mar. 28, 1967	19	0	13	51
3.	Michael Jordan, at Chicago, May 14, 1989	12	0	23	47
4.	Michael Jordan, vs. Chicago, May 11, 1996	17	2	10	46
5.	Wilt Chamberlain, at Los Angeles, May 6, 1970	20	0	5	45
6.	Michael Jordan, at Chicago, May 5, 1996	17	1	9	44
7.	Michael Jordan, at Chicago, May 17, 1992	15	0	12	42
8.	Michael Jordan, at Chicago, May 19, 1989	14	1	11	40
	Michael Jordan, at Chicago, May 13, 1989	14	1	11	40
	Kelly Tripucka, vs. Detroit, Apr. 22, 1984	15	0	10	40
	Elvin Hayes, vs. Capital, Mar. 29, 1974	19	0	2	40

Rebounds

		Total
1.	Bill Bridges, vs. Atlanta, Mar. 27, 1971	36
2.	Wes Unseld, vs. BAL, Mar. 29, 1970	34
3.	Kareem Abdul-Jabbar, at Milwaukee, Apr. 17, 1970	31
4.	Wes Unseld, vs. BAL, Mar. 26, 1970**	31
5.	Done three times	29

Assists

		Total
1.	Rajon Rondo, vs. Boston, Apr. 22, 2011	20
2.	Jerry West, at L.A. Lakers, May 1, 1970*	18
3.	Done four times	16

KNICKS ALL-TIME INDIVIDUAL PLAYOFF HIGHS

PLAYOFFS

Points	46	Bernard King	vs. Detroit	Apr. 22, 1984
		Bernard King	at Detroit	Apr. 19, 1984
Minutes	58	Walt Bellamy	vs. Philadelphia**	Mar. 27, 1968
		Harry Gallatin	at Boston**	Mar. 26, 1952
Field Goals Made	19	Bernard King	vs. Detroit	Apr. 22, 1984
Field Goals Made, No Misses	7	Phil Jackson	vs. Boston	Apr. 18, 1973
Field Goals Attempts	35	Bernard King	at Detroit	Apr. 19, 1984
Field Goals Attempted, No Makes	11	Bill Walker	at Boston	Apr. 19, 2011
		Harry Gallatin	vs. Rochester	Apr. 11, 1951
3-Point Field Goals Made	7	John Starks	at Indiana*	May 11, 1995
		Derek Harper	at Cleveland	May 4, 1995
3-Point Field Goals Attempted	11	Allan Houston	at Miami	May 18, 1997
		John Starks	at Indiana*	May 11, 1995
		John Starks	at Houston	Jun. 22, 1994
Free Throws Made	17	Patrick Ewing	vs. Detroit	May 12, 1990
Free Throws Attempted	19	Latrell Sprewell	at Atlanta	May 20, 1999
Offensive Rebounds	12	Charles Oakley	at Chicago	May 15, 1994
Defensive Rebounds	17	Charles Oakley	vs. Detroit	May 12, 1990
Total Rebounds	36	Willis Reed	vs. Baltimore	Apr. 2, 1970
Assists	19	Walt Frazier	vs. L.A. Lakers	May 8, 1970
Assists, No Turnovers	11	Maurice Cheeks	vs. Boston	May 2, 1990
Steals	7	Patrick Ewing	vs. Boston	May 4, 1990
		Darrell Walker	at Detroit	Apr. 17, 1984
Turnovers	9	Anthony Mason	at Indiana	Jun. 3, 1994
Blocked Shots	8	Patrick Ewing	vs. Houston	Jun. 17, 1994

OPPONENTS ALL-TIME INDIVIDUAL PLAYOFF HIGHS

Points	54	Michael Jordan	at Chicago	May 31, 1993
Minutes	58	Wilt Chamberlain	vs. Philadelphia**	Mar. 27, 1968
Field Goals Made	20	Wilt Chamberlain	at L.A. Lakers	May 6, 1970
Field Goals Made, No Misses	8	Tom Kozelko	vs. Capital	Apr. 12, 1974
Field Goals Attempts	35	Michael Jordan	at Chicago*	May 11, 1996
		Michael Jordan	at Chicago	May 5, 1996
3-Point Field Goals Made	8	Ray Allen	vs. Boston	Apr. 22, 2011
3-Point Field Goals Attempted	13	Reggie Miller	vs. Indiana	May 29, 2000
		Reggie Miller	vs. Indiana*	May 10, 1998
Free Throws Made	23	Michael Jordan	at Chicago	May 14, 1989
Free Throws Attempted	28	Michael Jordan	at Chicago	May 14, 1989
Offensive Rebounds	10	Dennis Rodman	vs. Chicago	May 12, 1996
		Elvin Hayes	at Capital	Apr. 10, 1974
Defensive Rebounds	17	Derrick Coleman	vs. New Jersey	May 1, 1994
Total Rebounds	36	Bill Bridges	vs. Atlanta	Mar. 27, 1971
Assists	20	Rajon Rondo	vs. Boston	Apr. 22, 2011
Assists, Turnovers	12	Dennis Johnson	vs. Boston	May 6, 1988
Steals	6	Done 7 times		
Turnovers	9	Alonzo Mourning	vs. Miami	May 14, 2000
		Alonzo Mourning	at Miami	May 9, 1997
		Mark Price	vs. Cleveland	Apr. 29, 1995
Blocked Shots	7	Hakeem Olajuwon	vs. Houston	Jun. 12, 1994
		Artis Gilmore	vs. Chicago	Mar. 31, 1981

PLAYOFF TRIPLE-DOUBLES

PLAYOFFS

Knicks

Player	Opponent	Date	Pts	Reb	Ast
Dick McGuire	vs. Syracuse	Apr. 5, 1952	14	12	13
Walt Frazier	vs. Boston	Apr. 10, 1969	26	11	12
Walt Frazier	vs. Milwaukee	Apr. 13, 1970	10	12	14
Walt Frazier	vs. L.A. Lakers	Apr. 27, 1970	11	12	11
Walt Frazier	at L.A. Lakers	Apr. 26, 1972	14	12	11

Opponents

Player	Opponent	Date	Pts	Reb	Ast
John Havlicek	at Boston	Apr. 9, 1969	15	12	12
Kareem Abdul-Jabbar	vs. Milwaukee	Apr. 13, 1970	38	23	11
Elgin Baylor	at L.A. Lakers*	Apr. 29, 1970	13	12	11
John Havlicek	at Boston	Apr. 19, 1972	26	13	11
Larry Bird	at Boston	May 13, 1984	39	12	10
Dennis Johnson	vs. Boston	May 6, 1988	19	10	12
Michael Jordan	vs. Chicago*	May 9, 1989	34	10	12
Larry Bird	at Boston	Apr. 26, 1990	24	18	10
Scottie Pippen	at Chicago	May 17, 1992	17	11	11
Michael Jordan	vs. Chicago	Jun. 2, 1993	29	10	14
Mark Jackson	at Indiana	May 13, 1998	22	14	13
Rajon Rondo	vs. Boston	Apr. 22, 2011	15	11	20

PLAYOFF FOUR-POINT PLAYS

Knicks

Name	Opponent	Date	Fouled By
1. Trent Tucker	at Chicago	May 19, 1989	Craig Hodges
2. Larry Johnson	vs. Indiana	Jun. 5, 1999	Antonio Davis

Opponents

Name	Opponent	Date	Fouled By
1. Ron Harper	vs. Chicago	May 12, 1996	Willie Anderson
2. Dan Majerle	vs. Miami	May 14, 1999	Charlie Ward
3. Jason Kidd	at New Jersey	April. 20, 2004	Anfernee Hardaway

PLAYOFF COMEBACKS AND LEADS LOST

Biggest Comeback from Halftime Deficit in Victory ..... 15 points, May 19, 2000 vs. Miami
Trailed, 45-30 – Won, 72-70, Game Six – Eastern Conference Semifinals

Biggest Comeback After Three Quarters in Victory ..... 16 points, Apr. 22, 1973 vs. Boston
Trailed, 72-56 – Won, 117-110 (2OT), Game Four – Eastern Conference Finals

Biggest Comebacks In Victory Since 1969-70

Deficit	Opponent	Date	Game	Series	Deficit Score	Quarter	Time	Final Score
18	vs. Miami	May. 19, 2000	Game Six	Eastern Conference Semifinals	43-25	2	2:02	72-70
17	vs. Boston**	Apr. 22, 1973	Game Four	Eastern Conference Finals	72-55	3	0:43	117-110
16	vs. Toronto	Apr. 26, 2000	Game Two	Eastern Conference First Round	53-37	3	7:08	84-83
16	vs. L.A. Lakers	May. 4, 1970	Game Five	NBA Finals	51-35	2	2:11	107-100

Largest Lead Lost at Halftime in Defeat ..... 18 points, Apr. 27, 1983 at Philadelphia
Led, 59-41 – Lost, 98-91, Game Two – Eastern Conference Semifinals

Largest Lead Lost After Three Quarters in Defeat ..... 12 points, Jun. 1, 1994 vs. Indiana
Led, 70-58 – Lost, 93-86 – Game Five – Eastern Conference Finals

ALL-TIME PLAYOFF TEAM HIGHS

PLAYOFFS

	Knicks			Opponents		
Field Goals Made	57	vs. Milwaukee	Apr. 20, 1970	63	at Boston	Apr. 28, 1990
Field Goals Attempted	131	at Syracuse	Mar. 15, 1959	120	at Boston	Mar. 26, 1967
Field Goal Percentage	.630	vs. Cleveland	Apr. 25, 1995	.670	at Boston	Apr. 28, 1990
3-Point Field Goals Made	17	at Cleveland	Apr. 25, 1996	14	vs. Boston	Apr. 22, 2011
3-Point Field Goals Attempted	27	vs. Boston	Apr. 24, 2011	29	vs. Miami	May 3, 2012
Free Throws Made	51	vs. Baltimore*	Mar. 26, 1949	47	vs. Baltimore*	Mar. 26, 1949
Free Throws Attempted	64	vs. Baltimore*	Mar. 26, 1949	66	vs. Philadelphia	Mar. 30, 1968
Offensive Rebounds	28	vs. Indiana	Jun. 5, 1994	26	at Philadelphia	Apr. 16, 1978
Defensive Rebounds	44	at Detroit*	Apr. 27, 1984	49	at Philadelphia	Apr. 16, 1978
Total Rebounds	87	vs. Baltimore	Apr. 2, 1970	81	at Philadelphia**	Mar. 27, 1968
Assists	43	vs. Boston	May 4, 1990	46	at Boston	Apr. 28, 1990
Personal Fouls	48	at Syracuse*	Mar. 26, 1950	53	vs. Baltimore*	Mar. 26, 1949
Steals	18	vs. Boston	May 4, 1990	17	at Charlotte**	May 14, 1993
Turnovers	27	at Miami	Apr. 28, 2012	35	vs. Indiana	May 9, 1995
		at Chicago	Apr. 25, 1991			
		at Boston	May 2, 1984			
Blocked Shots	10	Done three times		12	at Philadelphia	Apr. 18, 1978
Points, Game	135	vs. Boston	May 4, 1990	157	at Boston	Apr. 28, 1990
Points, First Quarter	38	Done four times		41	at Boston	Apr. 28, 1990
Points, Second Quarter	45	vs. Boston	Mar. 19, 1955	42	at Chicago	May 13, 1989
Points Third Quarter	38	Done two times		42	at Boston	Apr. 28, 1990
Points, Fourth Quarter	39	vs. Baltimore	Apr. 6, 1970	41	Done four times	
Points, Single Overtime Period	16	Done two times		22	at L.A. Lakers	May 1, 1970
Points, First Half	69	Done two times		74	at Boston	Apr. 28, 1990
Points, Second Half	71	at Boston	May 6, 1990	83	at Boston	Apr. 28, 1990

ALL-TIME PLAYOFF TEAM LOWS (POST-SHOT CLOCK)

	Knicks			Opponents		
Field Goals Made	22	vs. Miami	May 3. 2012	21	Done two times	
		at Indiana	May 28, 1994			
Field Goals Attempted	55	vs. Cleveland	May 1, 1996	53	vs. Cleveland	Apr. 29, 1995
Field Goal Percentage	.319	vs. Miami	May 3, 2012	.269	vs. Baltimore	Apr. 2, 1970
3-Point Field Goals Made	0	Done 12 times		0	Done 19 times	
3-Point Field Goals Attempted	0	Done two times		0	Done five times	
Free Throws Made	5	Done two times		6	at Baltimore	Apr. 4, 1973
Free Throws Attempted	9	vs. Boston	Apr. 21, 1974	8	at Cleveland	Apr. 25, 1996
Offensive Rebounds	2	at Boston	Apr. 19, 1974	2	vs. Cleveland	Apr. 29, 1995
Defensive Rebounds	16	at Indiana	May 11, 1995	16	vs. Cleveland	Apr. 27, 1995
Total Rebounds	24	at Indiana	May 11, 1995	23	vs. Detroit	Apr. 24, 1992
Assists	8	vs. Miami	May 3, 2012	7	Done two times	
		at San Antonio	Jun. 18, 1999			
Personal Fouls	12	vs. Charlotte	May 9, 1993	13	Done two times	
Steals	1	Done three times		1	Done two times	
Turnovers	5	at Cleveland	Apr. 25, 1996	6	Done three times	
Blocked Shots	0	Done eight times		0	Done five times	
Points, Game	67	at Miami	Apr. 28, 2012	66	vs. Atlanta	May 24, 1999
		at San Antonio	Jun. 18, 1999			
Points, First Quarter	12	at Cleveland	May 1, 1995	12	Done two times	
Points, Second Quarter	8	at Indiana	May 31, 2000	11	vs. Miami	May 12, 2000
Points Third Quarter	9	at Philadelphia	Apr. 27, 1983	10	vs. Capital	Apr. 12, 1974
Points, Fourth Quarter	10	vs. Miami	May 14, 1999	9	at New Jersey	May 4, 1994
Points, Single Overtime Period	4	at Charlotte**	May 14, 1992	6	Done three times	
Points, First Half	30	vs. Miami	May 19, 2000	31	Done two times	
Points, Second Half	28	Done two times		25	vs. Miami	May 19, 2000

HIGHEST/LOWEST SCORING PLAYOFF GAMES

PLAYOFFS

Knicks Highest Scoring Games

Pts.	Opponent	W/L	NYK-Opp	Date
135	vs. Boston	W	135-108	May 4, 1990
132	at Cleveland	W	132-114	Apr. 12, 1978
132	vs. Milwaukee	W	132-96	Apr. 20, 1970
132	at Philadelphia**	L	132-138	Mar. 27, 1968
129	vs. Boston	W	129-96	Apr. 18, 1973

Knicks Highest Scoring Games

Pts.	Opponent	W/L	NYK-Opp	Date
157	at Boston	L	128-157	Apr. 28, 1990
140	at Boston	L	110-140	Mar. 21, 1967
138	at Philadelphia**	L	132-138	Mar. 27, 1968
137	vs. Philadelphia	L	126-137	Apr. 20, 1978
135	at L.A. Lakers	L	113-135	May 6, 1970

Knicks Lowest Scoring Games (since 1954-55)

Pts.	Opponent	W/L	NYK-Opp	Date
67	at Miami	L	67-100	Apr. 28, 2012
67	at San Antonio	L	67-80	Jun. 18, 1999
68	at Indiana	L	68-88	May 28, 1994
72	vs. Miami	W	72-70	May 19, 2000
72	vs. Miami	L	72-87	May 14, 1999

Knicks Lowest Scoring Games (since 1954-55)

Pts.	Opponent	W/L	NYK-Opp	Date
66	vs. Atlanta	W	79-66	May 24, 1999
70	vs. Miami	W	72-70	May 19, 2000
70	at Atlanta	W	77-70	May 20, 1999
73	vs. Miami	W	77-73	May 11, 1997
73	vs. Miami	W	97-73	May 12, 1999

HIGH/LOW COMBINED SCORING PLAYOFF GAMES

Highest Combined Score

Pts.	Opponent	W/L	NYK-Opp	Date
285	at Boston	L	123-157	Apr. 28, 1990
270	at Philadelphia**	L	132-138	Mar. 27, 1968
263	vs. Philadelphia	L	126-137	Apr. 20, 1978
252	vs. Syracuse	L	123-129	Mar. 13, 1959
250	Done two times			

Lowest Combined Score (since 1954-55)

Pts.	Opponent	W/L	NYK-Opp	Date
142	vs. Miami	W	72-70	May 19, 2000
145	vs. Atlanta	W	79-66	May 24, 1999
147	at San Antonio	L	67-80	Jun. 18, 1999
147	at Atlanta	W	77-70	May 20, 1999
150	vs. Miami	W	77-73	May 11, 1997

PLAYOFF SCORING MARGINS

All-Time Biggest Wins

Pts.	Opponent	W/L	NYK-Opp	Date
36	vs. Milwaukee	W	132-96	Apr. 20, 1970
34	vs. Detroit	W	109-75	Apr. 24, 1992
33	vs. Boston	W	129-96	Apr. 18, 1973
27	vs. Boston	W	135-108	May 4, 1990
24	Done three times			

All-Time Worst Losses

Pts.	Opponent	W/L	NYK-Opp	Date
41	at Chicago	L	85-126	Apr. 25, 1991
40	at Philadelphia	L	90-130	Apr. 16, 1978
35	at Detroit	L	77-112	May 8, 1990
33	at Miami	L	67-100	Apr. 28, 2012
32	at Houston	L	86-118	Apr. 12, 1975

Rebecca Taylor, MSG Photos

THE FOURTH ESTATE

Jonathan Supranowitz (Vice President, Public Relations) ..... **(212) 465-6243**
Gregg Schwartz (Manager, Media Relations) ..... **(212) 465-6469**
Ashley Blackwood (Manager, Public Relations) ..... **(212) 631-5596**
Derek Lapinski (Coordinator, Media Relations) ..... **(212) 465-6463**
Stacey Escudero (Vice President, Communications, MSG Sports) ..... **(212) 465-5902**

Knicks PR office ..... **(212) 465-6471**
John Condon Press Room ..... **(212) 465-6065**
Condon Press Room Fax ..... **(212) 465-6760**
Training Center PR office ..... **(212) 485-7061**

Welcome to the 2012-13 Knickerbockers season, New York's 67th campaign as a charter member of the NBA. Here are a few guidelines which we hope will assist you in your coverage this season:

Credentials: Three media credentials are honored for admission to the Garden: **1)** Knicks 2012-13 season working media passes; **2)** Knicks daily passes (good for that specific game only), and **3)** 2012-13 NBA working media passes. Knicks and/or NBA season working media passes **must** include the headshot of the bearer. Holders of daily passes may be asked to submit a valid government-issued photo ID. **NO OTHER CREDENTIALS WILL BE HONORED.**

Application for season or game credentials may be made by emailing **knicks.credentials@msg.com** or calling **(212) 465-6471**. Requests for single game credentials must be made by phone to the Knicks' office at least 24 hours prior to game time. **Day-of-game requests will not be honored**. Radio stations, magazines and weekly newspapers will be accommodated on a game-by-game, space-available basis. When applying for the first time, requests from magazines and weekly newspapers, radio and TV stations must be made on company letterhead and **must** include copies of the publication (if applicable). Applying for credentials does not guarantee confirmation. When in the Garden, media members must wear their credentials in clear sight at all times. All credentials are non-transferable. **Please adhere to the above to avoid embarrassing situations for both yourself and for us**.

Coaches Pre and Post-Game: Knicks Head Coach Mike Woodson will conduct his pre and post-game media sessions in the interview room, located down the hall from the visitors lockerroom, on the fifth floor. A multi-box/amplification system will be set up. During post-game coach's media sessions, priority **must** be given to those media on deadline (print and live broadcast), and interviews should be limited to game comments during the deadline crunch.

Game-Day Interviews: Participating radio and TV stations/networks are strongly urged to conduct their game-day interviews at the **morning shootaround**, rather than at the arena prior to the game.

Locker Rooms: Both the Knicks and visitors' locker rooms are located at court level on the **33rd Street (player benches) side** of the Garden. As per NBA regulations, the Knicks' locker room will be open for a 45-minute period, ending 45 minutes prior to game time (for example, the room will be open from 6:00 p.m. to 6:45 p.m. for a 7:30 start). The room will reopen within 15 minutes after the final buzzer. During post-game media sessions, priority **must** be given to those media on deadline (print and live broadcast), and interviews should be limited to game comments during the deadline crunch. **Your cooperation is asked in maintaining a work atmosphere in the locker rooms at all times. Any media members using their credentials for the purpose of obtaining autographs or taking photographs for personal use will have their credentials immediately revoked.**

Notes: Game notes are available in the John F.X. Condon Press Room beginning two hours prior to game time. (For visiting media, game notes, credentials, programs and recent news clips will be delivered to their hotel the night before, or the morning of, the game). Game notes, running sheets, quarter-by-quarter sheets and box scores are all available from the Knicks' gamenight staff, as well as in the press workroom during and after the game. Post-game quotes, notes, practice information and boxscores of other NBA games will be available in the press workroom as soon as possible after the game.

Parking: There is no media parking area at Madison Square Garden. However, there are numerous pay indoor and outdoor parking areas in the immediate vicinity.

Phones: **Media wishing to order a phone line for their exclusive use should call Bill Bolan of Garden Telecommunications at (212) 465-6009, and must also inform Knicks PR so that a specific location can be assigned**. Due to the quick changeover for other Garden events, all post-game stories should be filed from the press workroom and **not** from the press seats.

Photographers: Positions for credentialed photographers are numbered and located on the baselines at the Seventh Avenue and Eighth Avenue ends of the Garden. There are no photo positions along the sidelines. Freelance photographers will not be credentialed unless they are on specific assignment from a magazine or daily newspaper. No "roving" passes are issued.

Please Note The Following Photo Regulations:
- Please consult the posted photo charts for your assigned positions.
- Please do not move from your assigned photo positions during game action. Movement is permitted only during timeouts and quarter breaks.
- Please shoot only from your assigned positions unless cleared to move by a Knicks PR representative.
- Please do not move into any photo position marked "Reserved".
- Messengers are not permitted to sit at courtside.
- Please store all coats, jackets and extra equipment in the press room.
- Please keep your courtside equipment to a bare minimum (one small Domke bag).
- All still and TV photographers must observe the NBA's mandatory "Three-Foot Lane" rule.

Baseline photo positions are extremely limited. Due to frequent national TV coverage of Knicks home games, additional space must be reserved for hand-held TV cameras and will greatly reduce the available space for still photographers.

In addition to the "Three-Foot Lane" rule, please be aware of other NBA-enforced regulations: All still and TV cameras must have rubber-capped lenses. Cameras mounted on the basket stanchion must be set back at least four inches from the edge of the padding. Cameras mounted behind the backboard cannot be visible inside the target box from any angle. Tripods and remote cameras placed on the court surface are not permitted. Use of flash is not permitted.

MEDIA INFORMATION
THE FOURTH ESTATE

Practices: Knicks practice sessions are held at **Madison Square Garden Training Center in Greenburgh, NY,** located in Westchester County approximately 28 miles north of New York City.

On off-day practices, players will be available on the court for 15-30 minutes after practice. Player availability will be preceded by a media session with Coach Woodson. At game-day shootarounds, players will be available either before or after the session.

Knicks practices are always subject to last-minute change and/or cancellation. Media covering practice should always call the Knicks' PR office to confirm times before trekking to Greenburgh.

The Road to Greenburgh: Here are the suggested routes to MSG Training Center:

Northbound, from Manhattan West Side: Henry Hudson Parkway to Saw Mill River Parkway North to exit marked "Saw Mill River Road-Eastview." Bear right on Saw Mill River Road for approximately ¼ mile.

Northbound, from Manhattan East Side: FDR Drive North over Willis Ave. Bridge to Major Deegan Expressway North to NY State Thruway North to Saw Mill River Parkway North to exit marked "Saw Mill River Road-Eastview". Bear right on Saw Mill River Road for approximately ¼ mile.

Northbound, from Long Island: Whitestone Bridge into the Bronx, then bear left off the bridge to the Hutchinson River Parkway North. Take northbound Hutchinson River Parkway to I-287 West (Cross Westchester Expressway) to Saw Mill River Parkway North. Take northbound Saw Mill River Parkway to exit marked "Saw Mill River Road-Eastview." Bear right on Saw Mill River Road for approximately ¼ mile.

Southbound from upstate NY: I-684 or Taconic State Parkway South to Saw Mill River Parkway South to exit marked "Saw Mill River Road-Eastview." Bear left on Saw Mill River Road for approximately ¼ mile.

Eastbound from New Jersey: New York State Thruway across Tappan Zee Bridge to Route 287 East (Cross Westchester Expressway) to Exit 1, "Saw Mill River Parkway-North." Stay on Saw Mill River Parkway for approximately two miles to exit marked "Saw Mill River Road-Eastview." Bear right on Saw Mill River Road for approximately ¼ mile.

Westbound from Connecticut: From Route 287 West, take Exit 3 onto Sprain Brook Parkway North to exit marked "100C-100 Eastview." Go left on Route 100C for approximately one mile. Bear right on Saw Mill River Road and follow for approximately ¼ mile.

Press Entrance: **Madison Square Garden's press entrance (8 Penn Plaza) is located on the southeast corner of 33rd Street and 8th Avenue.** Day-of-game credentials may be picked up there starting two hours prior to game time.

Use the press elevator to enter the Garden arena. The locker rooms and court are located on level five, the press room on level six.

Press Room: Named in memory of the legendary public address voice of the Garden, the John F.X. Condon Press Room is located on the first promenade level of the Garden at 33rd Street and Eighth Avenue (behind the Knicks' bench, one level up). From the press entrance, take the elevator directly to level six.

The dining area (hot and cold buffet) opens 90 minutes prior to game time. The press workroom is located above the dining area, with work stations for print, photo and broadcast media. **The press workroom is for the exclusive use of working media filing on deadline. Please confine all social gatherings, arguments, debates and other such conversations to the dining area, so that a professional atmosphere can be maintained in the workroom. If you are not a working media member filing on deadline, please show a sense of professionalism and leave the work area for those who are.**

Your $8 contribution to the press room will benefit "Garden of Dreams," the 501 C 3 non-profit charity that works closely with the Knicks and Rangers to make dreams come true for kids in crisis. Thank you for your support.

Your press room hosts are Joe Pinto, Roberto Gutierrez, Tom Matthews and Anthony DiGiovanni.

Seating: Press seating at the Garden has been altered since the Transformation began. Please check with Knicks PR to assist in your seating needs.

Taxi!: Taxi service is readily available virtually 24 hours a day at various points around the Garden, especially at the main entrance to Penn Station (Seventh Avenue between 31st and 33rd Streets) and immediately outside the 8 Penn Plaza press entrance (southeast corner of 33rd Street and Eighth Avenue, across from the Post Office).

Television Regulations:

Live Shots: Stations intending to produce live shots from the Garden must inform Knicks PR and MSG Electricians at (212) 465-6194 for appropriate coverage. All in-arena taping and live shots must be concluded by one hour prior to game time.

Game Footage: With the exception of NBA Entertainment, TV crews are **not** permitted to shoot game footage. All requests for game footage must be made through NBA Entertainment.

Electricians: Any TV stations or organizations whose equipment is not battery-operated **must** use MSG Electricians for connection to power. Call (212) 465-6194 for more information.

Jonathan Supranowitz Vice President, Public Relations

Currently in 13th season with Knickerbockers...Promoted to current position on Jun. 1, 2006...Joined Knicks in September 2000 as manager of media relations and promoted to director of media relations on Nov. 6, 2001, following five seasons with Charlotte Hornets...Responsible for all aspects of communication for the team and serves as main liaison for local and national media...Travels regularly with the team, and is also main club contact at MSG Training Center...Responsible for all day-to-day operations of the department...Brooklyn-native from historic Canarsie section, returned home after five years with the Hornets' PR staff, the last two as assistant director of public relations...Prior, worked three years with NJ Nets, starting as PR intern in 1992...42 years old; holder of BA degree (Mathematics) from Brooklyn College and graduate of Canarsie HS...Prior to NBA career, worked for two years as a staff writer at New York Newsday and also served as PR coordinator for National Pro-Am City Leagues Association...Resides in Westchester County, with wife Heather, sons Jakob Kyle and son Reed Winfield and cat Mario Pistachio.

Gregg Schwartz Manager, Media Relations

Entering fifth full-season, sixth season overall with the Knickerbockers…Joined the organization on Feb. 25, 2008 and promoted to manager prior to the 2011-12 season…Travels with the team regularly and serves as a liaison to local, national and international media…Authors press releases, assists with various statistical projects and overseas setup of media work areas and the preparation of visiting team and national media hotel packets…Supervises the student associate program, Game Night staff and stats crew…Creator of This Date In Knicks History…Previously, spent one year (2007-08) with the New York Jets PR staff as a graduate assistant after working as a producer for ABC Sports Radio Network (2005-07) and as a fantasy baseball writer for MLB.com (2006)…Graduated from Indiana University in 2005 with BS in Sports Communications and minor in business…Worked for the Hoosiers football team and student radio station, WIUS…Hosted a weekly sports talk show and did play-by-play for numerous IU basketball, baseball and soccer games…Has attended games at the Garden since the age of five…Born and raised in Marlboro, NJ…Born Nov. 7, 1983… Resides on the Upper East side of Manhattan.

Ashley Blackwood Manager, Public Relations

Entering fourth season with the Knickerbockers…Joined the organization in September 2009…Currently managing media relations efforts, overseeing all media credentialing functions and responsible for developing and executing strategic publicity plans for players, partners and events on and off the court…Previously served as the Community Relations and Public Relations Coordinator…Prior to the Knicks, worked with the Phoenix Suns and headed consulting projects for the Atlanta Hawks and Orlando Magic…Interned with the Knicks in 2005…First generation college student, born and raised in St. Petersburg, FL; holder of a bachelor's degree in Sport Management from the Florida State University and a Masters of Business Administration and Masters of Sport Business Management from the Devos Sport Business Management Program at the University of Central Florida…Resides in Manhattan with Husband, Jeremane.

Derek Lapinski Coordinator, Media Relations

Entering first full season, second season overall with the Knickerbockers…Joined the organization on Jan. 2, 2012…Currently coordinator of media relations…Oversees the preparation of game notes, post-game notes, visiting team hotel packets and many different team and individual statistical projects…Assists with the coordination and supervision over the Student Associate Program…Interned with the Knickerbockers in 2011 in the Public Relations Department…Spent time as a Public Relations intern with the Philadelphia 76ers after interning with 97.5 The Fanatic, a sports radio station based out of Philadelphia, PA…Graduated from Temple University with a BS in Sports Management and a minor in business…Born in Silver Spring, MD and raised in Cherry Hill, NJ…Currently resides in Lyndhurst, NJ.

PUBLIC RELATIONS
THE FOURTH ESTATE

Dennis D'Agostino Team Historian & Writer

Based in Southern California, currently in 26th season as a member of Knicks family...Enjoyed 12-year fulltime tenure in team's PR department - ending as director of publications and broadcast services - prior to relocating in 1999...Honored by his peers with 2000 Marc Splaver/Howie McHugh "Tribute to Excellence" Award, given annually by NBA PR Directors Association for long and distinguished service to NBA and media...Primary contributor to Knicks publications and MSG Transformation "366 Days" project; has appeared on *MSG Profiles* and *50 Greatest Moments at MSG*...Author of four books; his latest, *Keepers of the Game: When the Baseball Beat was the Best Job on the Paper*, is scheduled for early 2013 release by Potomac Books...Wrote highly-acclaimed *Garden Glory: An Oral History of the New York Knicks* (Triumph Books 2003)...Oversaw media arrangements for two NBA Finals (1994 and 1999) and 1998 NBA All-Star Game at MSG...Has assisted NBA PR staff at last 13 NBA Finals and last 11 NBA All-Star Games...Joined Knicks in 1987 following five years (1983-87) as NY Mets' assistant PR director, earning World Championship ring in 1986...Served five years (1978-83) on NY sports desk of The Associated Press...Member of Society for American Baseball Research...Serves as statistician/historian on Fox, ABC, Turner and ESPN coverage of MLB and NBA...1978 Fordham graduate...NYC native lives in Huntington Beach, CA with his wife, Los Angeles Times sports columnist Helene Elliott, a 2005 inductee into the writers' wing of the Hockey Hall of Fame in Toronto.

Stacey Escudero Vice President, Communications, MSG Sports

Currently in her sixth season at Madison Square Garden and third with MSG Sports…In her role, she oversees all public relations activities for the business side of the Knicks, NHL's Rangers, WNBA's Liberty, and MSG Sports Division (college basketball, boxing, tennis, etc.), as well as, the sponsorship sales for the teams and the Arena, and promotion for the Transformation of Madison Square Garden…Develops and executes media strategies that support the division's priorities and help drive its growth objectives, focusing on garnering press coverage in trade, business and consumer media…Previously was Director, Public Relations for MSG Media, which includes regional television networks MSG and MSG Plus as well as MSG Interactive…Joined MSG from Rainbow Media where she worked as a trade publicist…Holder of a Bachelor of Arts in Communications from University of California, San Diego…Currently resides in Manhattan.

Mike Breen TV Play-By-Play

One of basketball's signature voices celebrates his 21st season overall as MSG Network play-by-play announcer, his ninth campaign exclusively on the TV side...Served five years as radio play-by-play voice, then moved to TV side in 1997-98 and worked both medium thereafter...In addition to Knicks duties, calls NBA action on ABC and ESPN...Has called the last seven NBA Finals (2006-12), working last year's Thunder-Heat classic...New York area Emmy winner in 2008 for live play-by-play, winner again in 2011 as part of MSG's "Friday Night Knicks"...Prior to taking over Knicks radio play-by-play in 1992-93, hosted pre- and post-game shows over MSG Radio...1998 New York State Sportscaster of the Year...In past years, called NBA on Turner Sports, and NFL and Arena Football on NBC...Called NBC play-by-play of NBA for five years, as well as three WNBA Finals...Has worked five Olympics for NBC, including basketball at the 2008 Beijing Games...Fixture on WFAN's popular, nationally-syndicated "Imus In The Morning" show from 1988-99...Joined WFAN in 1989 after career at SportsChannel, co-hosting its "Sports Nightly" show...Fordham graduate...Has completed three NYC Marathons.

Walt Frazier TV Analyst

Hall of Fame floor general of Knicks' two championship teams is currently in his 24th overall season as broadcast analyst, 15th on the TV side...Following nine seasons as radio color analyst, moved to the television side in 1998-99...Iconic figure in Big Apple sports history...Named among the 50 Greatest Players in NBA History as part of the League's Golden Anniversary celebration in 1996...Seven-time NBA All-Star, his retired No. 10 hangs from the Garden rafters...Elected to Naismith Basketball Hall of Fame in 1987 and to the Garden's Walk of Fame in 1996...Four-time New York area Emmy winner (including 2011 win as part of MSG's "Friday Night Knicks")...Unique phrasemaster spearheads "Clyde's Classroom," a comprehensive program in which he visits schools throughout the city and addresses youngsters on the importance of education...Active in Garden of Dreams Foundation's charity efforts...Founded the Walt Frazier Youth Foundation in 1996...Georgia native was elected to Atlanta Sports Hall of Fame in 2009...Prior to joining MSG, "Clyde" served as color analyst on NBA coverage on SuperStation TBS...Maintains an interest in several business ventures, including a bed-and-breakfast in St. Croix, Virgin Islands...Off-season businesses and vacation time in St. Croix served as basis for "The Other Side of Clyde" feature on MSG's NYK Way in summer 2005...Spokesman for NBA's national Dribble to Stop Diabetes campaign...Opened his new restaurant-sports bar, Clyde Frazier's Wine and Dine, on West 37th Street in early 2012…Author of The Game Within The Game (Hyperion, 2006) and the legendary Rockin' Steady: A Guide to Basketball and Cool, originally published by Prentice-Hall in 1974 and re-released in an updated edition by Triumph Books in 2010.

Al Trautwig TV Host

MSG Network's signature figure is currently in his 24th season as host of Knicks pre and post-game cablecasts, with occasional play-by-play duties as well...17-time New York area Emmy winner (including 2012 award for scriptwriting on Knicks telecasts)...Hosts popular "MSG Vault" series, unearthing rare video of some of the Garden's greatest moments, along with "Knicks Night Live", "Rangers Night Live" and "Hockey Night Live"...In past years, hosted issue-oriented "Angles" as well as "Heineken Jets Journal" and "MSG SportsDesk"...Anchored MSG Network's renowned Yankees broadcast team from 1989-2001....2000 New York State Sportscaster of the Year....Has also worked special assignments for ABC Sports, CBS Sports and NBC Sports in recent years...As synonymous with the Olympics as the five rings: the 2012 NBC Summer Games in London marked his 14th Games...Has also hosted NBC's Arena Football League Game of the Week, tennis US Open from Flushing Meadows for USA Network (including USA's Open farewell in 2008) and the Tour de France for Versus...Has hosted six New York City Marathon telecasts...Participated in nine Emmy Award-winning programs at ABC (1984-89), prior to joining MSG...Has portrayed himself in several films... Long Island native is former Nets ballboy under late, legendary trainer Fritz Massmann, as well as Islanders stickboy.

Tina Cervasio Sideline Reporter

Joined MSG in 2008...Reports from sidelines of Knicks, Red Bulls and select Liberty games...Nominated for New York Emmy for work as Knicks sideline reporter in 2009-10, adding to multiple previous Emmy nominations while working at Boston's NESN...First joined MSG as host and reporter for "MSG, NY" and hosted "Fans' Most Wanted: Knicks"...Prior to joining MSG, was Field Reporter for Boston Red Sox on NESN from 2006-08...Served as lead correspondent for "Red Sox Hot Stove," "Red Sox Report" as well as other specials and magazine shows, while also contributing to "NESN Sports Desk"...In 2001, appeared on NFL Sunday Ticket as a reporter, co-host and anchor...Hosted Animal Planet shows for numerous American Kennel Club Championship Dog Shows and canine sports competitions...Has covered two Olympic Games for Westwood One Radio (men's and women's gymnastics in 2004 in Athens; women's hockey and update anchor in 2006 at Torino)...Additional radio assignments have included NFL sideline reporting, 20/20 update anchor on WFAN Radio, and traffic and news anchor for Shadow Broadcasting Networks...Heavily involved with Garden of Dreams Foundation; ran the ING New York City Marathon twice (2008, 2009) to raise funds for the Foundation.

BROADCAST
THE FOURTH ESTATE

Spero Dedes Radio/TV Play-By-Play

Big Apple product and one of sportscasting's rising young talents is in second season as Knicks radio voice with occasional TV play-by-play duties as well...Returned home to join MSG in summer 2011 following six seasons as radio voice of Los Angeles Lakers (2005-06 thru 2010-11), voicing Lakers' back-to-back NBA Championships in 2009 and 2010...Also handles NCAA college basketball and NFL football for CBS...Has served as host on NFL Network and NBA-TV...Has called play-by-play on three of nation's four major TV networks...Joined Lakers in 2006 from YES Network, where he handled play-by-play on college football and basketball as well as fill-in radio-TV play-by-play for New Jersey Nets...Covered 2004 Athens Olympics for NBC and has called NCAA football and hoop on Westwood One Radio...New Jersey native and 2001 Fordham grad; won school's inaugural Marty Glickman Award given in memory of original Knicks voice.

Brendan Brown Radio Analyst

A member of the MSG Network team since 2008 as a basketball analyst and writer, Brendan is in his fourth season as Knicks radio analyst...Also appears on MSG's pre- and-post-game TV coverage...NBA fixture for the past decade...Served for two seasons (2006-07 through 2007-08) as Knicks regional advance scout... Previously, spent one season with the Detroit Pistons as a scout and six seasons with the Memphis Grizzlies as a scout and assistant coach under his father, Hall of Fame coach Hubie Brown...1993 graduate of Northwestern University's famed Medill School of Journalism.

Michael Bair
President, MSG Media

Dan Ronayne
Executive Vice President
& General Manager

Jeff Filippi
Senior Vice President,
Executive Producer

Kevin Meininger
Senior Coordinating
Producer

Howie Singer
TV Director

Spencer Julien
TV Producer

Jill Martin
Halftime Reporter

Juan Antonio Cains
Spanish Announcer

Clemson Smith Muniz
Spanish Announcer

Rebecca Taylor, MSG Photos

Ford Knicks Post Game show, featuring Bill Pidto, Alan Hahn and Wally Szczerbiak

RADIO HISTORY
THE FOURTH ESTATE

Season	Announcers	Primary Outlet
1946-47 - 1947-48	Marty Glickman, Stan Lomax	WHN 1050
1948-49	Marty Glickman, Connie Desmond	WMGM 1050
1949-50 - 1950-51	Marty Glickman, Bud Palmer	WMGM 1050
1951-52 - 1952-53	Marty Glickman, Johnny Most	WMGM 1050
1953-54	Marty Glickman, Burt Lee Jr.	WMGM 1050
1954-55	Marty Glickman, Jim Gordon	WMGM 1050
1955-56	Les Keiter, Jim Gordon	WINS 1010
1956-57	Marty Glickman, Les Keiter	WINS 1010
1957-58 - 1958-59	Les Keiter, Jim Gordon	WINS 1010
1959-60	Les Keiter, John Condon	WINS 1010
1960-61	No Coverage	
1961-62	Les Keiter	WINS 1010
1962-63	Marty Glickman	WCBS 880
1963-64	No Coverage	
1964-65	Lester Smith, Stan Lomax	WOR 710
1965-66	Bill Mazer	WNBC 660
1966-67	Don Criqui	WHN 1050
1967-68 - 1969-70	Marv Albert	WHN 1050
1970-71 - 1971-72	Marv Albert	WNBC 660
1972-73 - 1973-74	Marv Albert, John Andariese	WNBC 660
1974-75 - 1975-76	Marv Albert, John Andariese	WNEW 1130
1976-77 - 1981-82	Marv Albert, Richie Guerin, Bob Wolff	WNEW 1130
1982-83 - 1983-84	Marv Albert, John Andariese, Bob Wolff	WNEW 1130
1984-85	Marv Albert, John Andariese, Bob Wolff	WPAT 930
1985-86	Marv Albert, John Andariese, Bob Wolff	WNBC 660
1986-87 - 1987-88	Jim Karvellas, Ernie Grunfeld	WNBC 660
1988-89	Jim Karvellas, Ernie Grunfeld	WFAN 660
1989-90 - 1991-92	Jim Karvellas, Walt Frazier	WFAN 660
1992-93 - 1996-97	Mike Breen, Walt Frazier, John Minko	WFAN 660
1997-98	Gus Johnson, Walt Frazier, John Minko	WFAN 660
1998-99	Marv Albert, John Andariese, John Minko	WFAN 660
1999-2000	Marv Albert, John Andariese, Gus Johnson, Spencer Ross	WFAN 660
2000-01 – 2001-02	Mike Breen, John Andariese, Gus Johnson, Spencer Ross	WFAN 660
2002-03	Mike Breen, John Andariese, Gus Johnson	WFAN 660
2003-04	Mike Breen, John Andariese, Gus Johnson	WFAN 660
2004-05	Gus Johnson, John Andariese, Spencer Ross	ESPN Radio 1050
2005-06	Gus Johnson, John Andariese, Spencer Ross	ESPN Radio 1050
2006-07	Gus Johnson, John Andariese, Spencer Ross	ESPN Radio 1050
2007-08	Gus Johnson, John Andariese, Mike Crispino	ESPN Radio 1050
2008-09	Gus Johnson, John Andariese, Mike Crispino	ESPN Radio 1050
2009-10	Gus Johnson, John Andariese, Mike Crispino	ESPN Radio 1050
2010-11	Mike Crispino, John Andariese, Kenny Albert	ESPN Radio 1050
2011-12	Spero Dedes, John Andariese, Brendan Brown	ESPN Radio 1050

Original list compiled by Dave Halberstam & Dick Barhold

When usually I came to visit him at dusk there was nothing to do. He stood in the shack, counting tickets and rubbing his belly. The radio was always on. "Man, have you dug that mad Marty Glickman announcing basketball games – up-to-midcourt-bounce-fake-set-shot, swish, two points. Absolutely the greatest announcer I ever heard." He was reduced to simple pleasures like these.

– From "On The Road" by Jack Kerouac

TELEVISION HISTORY
THE FOURTH ESTATE

Season	Announcers	Primary Outlet
1946-47	Jack O'Reilly	WCBS-2
1947-48	Stan Lomax	WJZ-7
1948-49	Don Kellett	WOR-9, WPIX-11
1949-50	Stan Lomax	WABD-5, WPIX-11
1950-51	Curt Gowdy, Don Dunphy	WPIX-11
1951-52 - 1953-54	Bud Palmer	WPIX-11
1954-55 - 1955-56	Bob Wolff, Bud Palmer	WPIX-11
1956-57 - 1957-58	Bob Wolff, Sonny Hertzberg	WPIX-11
1958-59 - 1959-60	Bob Wolff	WPIX-11
1960-61 - 1961-62	No Coverage	
1962-63 - 1963-64	Bob Wolff	WPIX-11
	Marty Glickman	RKO Phonovision (cable)
1964-65 - 1965-66	Bob Wolff	WOR-9
1966-67	Don Criqui	WOR-9
1967-68 - 1968-69	Bob Wolff, Jim Gordon	WOR-9
1969-70	Bob Wolff	WOR-9, Manhattan Cable
	Marty Glickman	Manhattan Cable
1970-71	Bob Wolff, Jim Gordon	WOR-9, Manhattan Cable
1971-72	Bob Wolff, Tommy Byrnes	WOR-9, Manhattan Cable
1972-73 - 1974-75	Bob Wolff, Cal Ramsey	WOR-9, Manhattan Cable
1975-76	Dick Stockton, Cal Ramsey	WOR-9, Manhattan Cable
1976-77 - 1978-79	Andy Musser, Cal Ramsey	WOR-9, Manhattan Cable
1979-80	Marv Albert, Cal Ramsey	WOR-9 (road)
	Andy Musser, Cal Ramsey	Manhattan Cable (home)
1980-81 - 1981-82	Marv Albert, Cal Ramsey	WOR-9 (road)
	Jim Karvellas, Cal Ramsey	MSG Network (home)
1982-83 - 1985-86	Marv Albert, Butch Beard	WOR-9 (road)
	Jim Karvellas, Butch Beard	MSG Network (home)
1986-87 - 1988-89	Marv Albert, John Andariese	WWOR-9, MSG Network
1989-90 - 1996-97	Marv Albert, John Andariese	MSG Network
1997-98	Mike Breen, John Andariese	MSG Network
1998-99 - 1999-2000	Mike Breen, Walt Frazier	MSG Network
2000-01 - 2002-03	Marv Albert, Walt Frazier, Mike Breen	MSG Network
2003-04	Marv Albert, Walt Frazier, Mike Breen, Doug Collins	MSG Network
2004-05	Mike Breen, Walt Frazier	MSG Network
2005-06	Mike Breen, Walt Frazier, Gus Johnson	MSG Network
2006-07	Mike Breen, Walt Frazier, Gus Johnson	MSG Network
2007-08	Mike Breen, Walt Frazier, Gus Johnson	MSG Network
2008-09	Mike Breen, Walt Frazier, Gus Johnson	MSG Network
2009-10	Mike Breen, Walt Frazier, Kenny Albert	MSG Network
2010-11	Mike Breen, Walt Frazier, Kenny Albert	MSG Network
2011-12	Mike Breen, Walt Frazier, Spero Dedes	MSG Network



Dave Saffran, MSG Photos

THE NEW AND EXCITING MADISON SQUARE GARDEN SPORTS AND ENTERTAINMENT CENTER

THE INTERNATIONAL LANDMARK IN 1967

LOGE · FIRST PROMENADE · SECOND & THIRD PROMENADE · MEZZANINE

NEW YORK RANGERS HOCKEY CLUB

NEW YORK KNICKERBOCKERS BASKETBALL CLUB

SPECIAL SPORTS AND ENTERTAINMENT EVENTS

MADISON SQUARE GARDEN CENTER

A NEW INTERNATIONAL LANDMARK IN 1967 AT PENNSYLVANIA PLAZA, NEW YORK

THE PENN PLAZA CLUB



The Penn Plaza Club will be operated as a membership club for use prior to, during and after specified events. Subscribers to four or more Loge Seats under Madison Square Garden Center's All-Inclusive Season Ticket Subscription (Plan I) will receive a Membership Application for the Penn Plaza Club. Applicants under this All-Inclusive Ticket Plan will be provided membership until membership capacity has been reached.

Over 300 people can be served in the luxuriously appointed cocktail lounge and dining room areas of the Club. Private groups may, at certain other times, reserve the Penn Plaza Club for daytime meetings, breakfasts, luncheons, receptions and dinners.

For further information about the Penn Plaza Club, please use the cut-away provided below.

MADISON SQUARE GARDEN CENTER

SUITE 202
307 WEST 49th STREET
NEW YORK, N.Y. 10019

Please send me information on the following:

CHECK
- ☐ GROUP USE OF PENN PLAZA CLUB
- ☐ GROUP TICKET PLANS

CHECK
- ☐ SEASON TICKET SUBSCRIPTION PLANS
- ☐ LEAGUE APPLICATIONS FOR BOWLING

☐ Please include my name on the Madison Square Garden Center Mailing List.

NAME _____

FIRM _____

ADDRESS _____

CITY _____ STATE _____ ZIP _____

MADISON SQUARE GARDEN

The images are endless, burning, unforgettable...Hope and Crosby on Opening Night...Willis Reed out of the tunnel for Game Seven...Pete Stemkowski in triple OT...19 straight points against Milwaukee...Sinatra in The Main Event...Ali and Frazier in The Fight...Ed-die, Ed-die... The Dunk...Patrick Ewing slamdunking the Knicks into the Finals...Mark Messier, Cup in hand, wiping out 54 years of frustration...LJ's four-pointer...The Great One's farewell...The Stones and The Dead and The King and The Pope and Streisand and Carter and Clinton and Bush...

It could all only happen in one place...Not a mere building but a state of mind...The greatest of the great in sports, arts and entertainment, summed up in three words...Madison Square Garden...The World's Most Famous Arena...

1879-1889: 26th Street and Madison Avenue

Beginnings

The current Garden – located between 31st and 33rd Streets and Seventh and Eighth Avenues on Manhattan's West Side – is the fourth building (third site) to be named Madison Square Garden.

Garden I was located at Madison Square: 26th Street and Madison Avenue. It was originally opened in 1874 (at a cost of $35,000) by the legendary P.T. Barnum as "Barnum's Monster Classical and Geological Hippodrome". However, it was soon renamed "Gilmore's Garden" when the lease was auctioned off to bandmaster Patrick S. Gilmore (the term "Garden" was used often during this period to denote a place of public gathering and entertainment).

The building, which had 28-foot walls without a roof, hosted a varied schedule of social and fraternal meetings, flower shows and commercial exhibitions. When Gilmore's lease expired in 1878, it was picked up – briefly – by W. M. Tileson. The following year, William Vanderbilt of the New York Central Railroad assumed control of the facility and officially renamed it "Madison Square Garden" on May 31, 1879. Featuring a sports and entertainment program that stressed such events as boxing and the National Horse Show, Garden I stood until its demolition in 1889.

Garden II was constructed on the site of Garden I, opening on June 16, 1890 at a cost of $1.5 million. It contained an 8,000-seat main arena, 1,500-seat concert hall, 1,200-seat theatre and the world's largest indoor swimming pool. The Spanish Renaissance-style structure was topped by its most famous feature: a 32-story tower and roof garden atop which stood Augustus Saint-Gauden's gold statue of Diana, Goddess of the Hunt.

Stanford White, the renowned architect who designed Garden II, also figured in its most famous – and infamous – event. On the night of June 25, 1906, White was gunned down in the Garden's rooftop garden by Pittsburgh millionaire Harry Thaw, allegedly in revenge for White's long-standing affair with Thaw's wife, showgirl Evelyn Nesbit. The White-Thaw-Nesbit love triangle was ultimately immortalized in the 1955 film *The Girl in the Red Velvet Swing* – starring Ray Milland as White and Joan Collins as Nesbit – and in the recent best-seller *American Eve* by Paula Uruburu (Riverhead Books, 2008). Nesbit died in obscurity in California at age 81 in 1967.

Garden II hosted a sporting card heavy with boxing, wrestling, six-day bicycle races and horse shows, along with national events such as the 1924 Democratic National Convention, a marathon that lasted through 16 days and 103 ballots. Movie buffs will recall that in Orson Welles' 1941 classic *Citizen Kane*, Charles Foster Kane's acceptance of the 1916 New York gubernatorial nomination takes place at Garden II (although, obviously, it wasn't actually filmed there).

Garden II closed with a boxing card on May 5, 1925, followed by a mournful eulogy by ring announcer Joe Humphreys: "*Farewell to thee, o temple of fistiana. Farewell to thee, o sweet Miss Diana…*". The New York Life Insurance Building (51 Madison Ave.) occupies the former site of Gardens I and II, while Diana found a new home at the Philadelphia Museum of Art.

Garden III - the "Old Garden" was built in just 249 days at 49th Street and Eighth Avenue under the watchful eyes of promoter Tex Rickard and architect Thomas Lamb. The fabled 18,000-seat arena, built at a cost of $5.6 million, opened with a six-day bicycle race on November 24, 1925, and for 43 years was America's premier sports and entertainment showplace. Ironically, Rickard did not live to see the blossoming of Garden III, suffering a fatal appendicitis attack on January 6, 1929.

1890-1925: 26th St. and Madison Ave.

Anyone who ever set foot in the Old Garden remembers its unforgettable atmosphere...the sky-high balcony...the haze from decades of cigarette smoke...the main lobby, a schmoozer's paradise... the marquee...G.O. Cards... the organ (played first by Gladys Goodding, later by Virginia Thomas)...the unmistakable voice of John Condon...the Nedick's and Adam Hats stores that flanked the main entrance...

1925-1968: 49th Street and Eighth Avenue

Sports – especially basketball, hockey, boxing and track – would be the lifeblood of the Old Garden. But it also hosted entertainment extravaganzas ranging from the Ringling Bros. and Barnum & Bailey Circus and the Gene Autry Rodeo to star-studded spectacles like Mike Todd's 1957 anniversary party for his film *Around the World in 80 Days* and President John F. Kennedy's May 19, 1962 birthday party which featured Marilyn Monroe's breathless version of "Happy Birthday". On the screen, the Garden provided the inspiration (and title) for the 1932 Paramount epic *Madison Square Garden*, starring Jack Oakie and ZaSu Pitts, as well as the on-location backdrop for the harrowing final reel of John Frankenheimer's 1962 classic *The Manchurian Candidate*.

The Knicks played their first game at Garden III on November 11, 1946, losing to the Chicago Stags 78-68 in overtime. In the 22 years the Knicks played on 49th Street, they would record just six sellouts, including the most famous of all – the long-awaited pro debut of Bill Bradley against Detroit before 18,499 fans and a worldwide media contingent on December 9, 1967.

Garden III played host to three NBA All-Star Games: in 1954, 1955 and 1968. And although the Knicks made the NBA Finals three straight years in 1951-52-53, the Old Garden never hosted a Finals game. Due to circus scheduling conflicts, all Finals games in those three seasons were moved to the 69th Regiment Armory on Lexington Ave. The Garden didn't host an NBA Finals game until 1970, two years after the move to 33rd and Seventh.

The Knicks played their final game at the Old Garden on February 10, 1968, a 115-97 win over Philadelphia. The last event ever was the Westminster Dog Show, over February 12-13, 1968. After the Old Garden was demolished, the site was used for years as a Kinney parking lot. The Worldwide Plaza office/apartment complex, which opened in 1989, now occupies the site.

Garden IV

On November 3, 1960, Garden president Irving Mitchell Felt announced plans for a new Madison Square Garden — Garden IV — to eventually be built at 33rd Street between Seventh and Eighth Avenues, atop Pennsylvania Station.

Prospective sites for a New Garden had been discussed throughout the mid- and late-'50s, especially the area at Columbus Circle which would eventually house the New York Coliseum and, ultimately, the Time Warner Center.

Then the Garden Corporation obtained the coveted "air rights" above Penn Station from the Pennsylvania Railroad in 1961. The Railroad had entertained the idea of selling Penn Station's air rights as far back as 1951, when faced with a $72 million deficit. In 1955, Railroad president James Symes and famed real estate developer William Zeckendorf signed an agreement to option the Station's air rights for an industrial-commercial "Palace of Progress", with a new, renovated Penn Station below street level. When the project fell through, the Railroad sold the air rights to the Garden Corporation. Above-ground demolition of Penn Station began on October 28, 1963, with new concrete poured starting on May 1, 1964.

The effort was not without its critics, one of whom called the destruction of Penn Station "an act of irresponsible public vandalism." Ultimately, Penn Station's legacy was the New York City Landmarks Preservation Commission, the guiding force behind a series of laws that today protect more than 1,000 individual city landmarks.

Garden IV opened as a glittering sports and entertainment showplace, with its distinctive circular, cable-suspended roof above the 19,000-seat arena, its 5,000-seat Felt Forum, 48-lane Bowling Center, 500-seat cinema, Hall of Fame Club, National Art Museum of Sport, 50,000-square foot Exposition Rotunda and 29-story office building (Two Penn Plaza) attached by a pedestrian mall.

The first element of the New Garden complex to open its doors was the Bowling Center, on October 30, 1967. On November 26, 1967, the Felt Forum opened with a performance of the Welsh and Scots Guards.

The "New Garden" itself officially opened on February 11, 1968, when Bob Hope and Bing Crosby hosted "The Night of the Century", a star-studded salute to the USO. Three days later – February 14, 1968 – the Knicks played their first game in their new home, a 114-102 victory over the San Diego Rockets in the nightcap of an NBA doubleheader.

1968- Present: 33rd Street and Eighth Avenue

INSIDE THE GARDEN

- Cost for design and construction of the present Garden was $43 million.
- Garden IV was built by Turner Construction and the Del E. Webb Corporation. The building was designed by Charles Luckman, the fabled entrepreneur and architect who died in 1999. Luckman also designed The Forum in Los Angeles (of which The Madison Square Garden Company assumed ownership in 2011) , the Los Angeles Convention Center, CBS Television City, the Prudential Center in Boston and the Johnson Space Center in Houston.
- The Garden arena is 425 feet in diameter, 13 stories high, and occupies 820,000-square feet of real estate.
- Each of the four entrance/exit towers is over 100 feet high and contains at least 10 escalators.
- Seating capacity for Knicks basketball is 19,763. From Feb. 4, 1993 to Nov. 2, 2002, the Knicks compiled a streak of 433 consecutive home sellouts (regular season plus Playoffs), the sixth-longest sellout streak in NBA history. The Knicks entered the 2012-13 season with a streak of 68 consecutive home sellouts.
- The Garden opened the 2012-13 season as the second-oldest arena in the NBA. Only Oakland's Oracle Arena (originally opened in 1966 as the Oakland Coliseum Arena) is older. The Garden and Oracle Arena have both undergone extensive renovations over the last two decades. The 2012-13 campaign will mark the Knicks' 45th full season (46th season overall) in Garden IV.
- And even though the original Penn Station was demolished nearly a half-century ago, several of its features survive. Sculptor Adolph Weinman's bronze statue of Pennsylvania Railroad President Samuel Rea, which once overlooked the main waiting room of Penn Station, now stands proudly at the Seventh Avenue entrance to Two Penn Plaza. Two of Weinman's 22 concrete eagles, which had adorned the Station's outside perimeter for 53 years, guard Seventh Avenue in front of Two Penn.

Left: Legendary organist Eddie Layton tickled the Garden ivories throughout the 1970s. **Top Middle:** Gone but never forgotten: Garden legends John Condon (right) and Nat "Feets" Broudy. **Top Right:** Remembrance of things past: One of the two original Penn Station eagles that now guard the entrance to 2 Penn Plaza. **Bottom:** Howard Cosell interviews Bill Bradley during the construction of the new Garden.

THROUGH THE YEARS

A look at the improvements/enhancements at Garden IV over the years:

1972: Garden IV becomes the first New York sports venue to install luxury boxes, formally named "Hall of Fame Lounges." The original deck of 11 luxury suites – each measuring 23x15 feet and accommodating 10 people – is installed above the mezzanine level on the 33rd Street side... Due to the ongoing luxury suite construction, basketball broadcast locations are moved to courtside and directly above center-court exit tunnels. Previously, they had been located in a two-level booth suspended from the roof.

1977: Original end zone scoreboards replaced by new 36-foot long scoreboards in each end zone, and smaller auxiliary boards on the facing of the mezzanine at center court. New boards feature tenth-of-a-second timing capabilities and black-and-white animated matrix boards.

1983: For TV purposes, basketball team benches and scorers' table moved from 31st Street side to 33rd Street side.

1989-91: Over a three-year span, the Garden complex undergoes an extensive renovation program. Initially announced on January 26, 1989, it is a multi-million dollar effort in which…

- Each of the original red, orange, yellow, green and blue seats is removed and replaced. Primary color scheme is now purple and teal.
- Existing scoreboards are replaced by a new computerized system that features the eight-sided Center Display Board (37 feet wide at the top, 34 feet wide at the bottom), complete with "GardenVision" color replay screens and multi-colored end zone boards, by White Way Company of Chicago. It is the first eight-sided scoreboard in a major U.S. arena. Original Garden sound system is also completely overhauled, including the replacement of the original center-hung "sound cluster" with an entirely new system of speaker clusters affixed to the arena ceiling.
- Original Hall of Fame Lounges (luxury boxes) are removed and replaced by a completely new deck of 89 Club Suites that encircles the entire arena, including a double-deck of suites on the Seventh Avenue end.
- The Paramount, a state-of-the-art, 5,600-seat theatre which quickly becomes a hub of Big Apple live entertainment, is constructed on the former site of the Felt Forum (renamed The Theatre in 1995, the WaMu Theatre in 2007, The Theatre at Madison Square Garden in 2009). Fronting the main entrance is the Garden Walk of Fame, which opens in 1992.
- Two major dining facilities – The Club Restaurant and the Play-By-Play sports bar and restaurant – are constructed on the former site of the Bowling Center and the Hall of Fame Club.
- Garden exterior completely renovated, including the installations of animated color matrix boards above the Seventh Avenue entrance to Penn Station and the Eighth Avenue facade.
- Dramatic upgrades and improvements in virtually all other facets of the Garden, especially concession stands (including all-new Food Courts), locker rooms, press room, box office, Garden Team Store and broadcast facilities.

1995: Knicks and Rangers locker room areas are further renovated and expanded, including increased player/locker space, expanded training and x-ray facilities and individual offices for all coaches.

2000-08: Ongoing improvement program in the new century featured "GardenVision" upgraded to HDTV format and continued expansion of locker rooms, coaches offices, arena sound system, video facilities and exterior advertising capability. Also added were fan amenities including an all-new Team Store at Gate 75, the Garden Pub at Gate 70, The Prime Rib at Gate 76, and the Live at the Garden music museum/pub at Gate 66. New courtside Club seating for Knicks basketball was established in 2006, with an entirely new LED and Matrix center scoreboard and side out-of-town boards installed the following year.

The improvements and upgrades that opened the 21st Century at the Garden served as the prelude to one of the most ambitious arena projects in American history, formally announced on Apr. 3, 2008.

And a New Era Dawns…

Last year work commenced on the three-year, historic Transformation of Madison Square Garden. The comprehensive, top-to-bottom Transformation will provide a significantly enhanced experience for customers, athletes, entertainers, suite holders and marketing partners, from the first row to the last. The project involves over 2.6 million man hours of union labor, the equivalent of at least 1,300 full-time jobs, creating as many as 3,700 union construction jobs. It will also restore The Garden's iconic ceiling and pay homage to the building's storied history. The project's architect is Brisbin Brook Beynon, Construction Manager is Turner and Project Manager is JLL.

Extensive research and focus groups were conducted and the feedback was used to develop the plans for the Transformation. The transformed Garden is expected to attract even more high profile sports and entertainment events, major concerts and awards shows, as well as provide new and unique opportunities for marketing partners to drive their business objectives



MSG IV construction, 1966

- JPMorgan Chase has become Madison Square Garden's first ever Marquee Partner and Anheuser-Busch, Coca-Cola, Delta Air Lines, Kia Motors and Lexis have signed on as Signature Partners. Some of the many major upgrades that fans will experience when the project is complete, include:

- Beautiful new Chase Square Seventh Avenue entrance, which will be nearly double the previous size and feature interactive kiosks, retail, climate controlled space, and broadcast studio
- Public concourses doubling and tripling in size, some with spectacular city views
- New first-class food and beverage options available throughout the building featuring some of the best chefs and restaurants of New York
- Larger, more comfortable seats
- Improved upper bowl sightlines that puts patrons seven to 10 feet, or three rows, closer to the action
- Two new Chase Bridges that will provide one-of-a-kind views of the arena floor and offer a unique perspective for fans
- State-of-the-art lighting, sound and LED video systems in HD, and new fiber-optic cabling throughout the building
- New dressing rooms, locker rooms, green rooms, and production offices
- 50-percent more restroom facilities and 60-percent more food and beverage points of sale
- Corporate offerings: 58 Madison Suites that will be 40-percent larger and half the distance to the events and includes seats in the arena bowl, 20 Event Level Suites that offer a lounge/entertaining atmosphere and the best seats in the house, and 18 remodeled ninth level Garden Suites. There will also be several new all-inclusive club spaces, the 1879 Club presented by J.P. Morgan, the Delta Sky360 Club on the event level, and the Madison Club on the seventh floor of the Arena

Phase I of the Garden Transformation debuted for the 2011-12 season and included:

- New Lower Bowl seating area with larger, more comfortable seats
- Expanded Madison Concourse (sixth floor) with city views, more restrooms, additional retail locations and enhanced concession stands with new menus featuring Coca-Cola products and MSG Signature Collection's exclusive food items from leading chefs Jean-Georges Vongerichten and Andrew Carmellini, renowned restaurateur Drew Nieporent and Aquagrill's chef and owner Jeremy Marshall, along with offerings from Carnegie Deli and Hill Country Barbeque
- 20 new Event Level Suites offering a sophisticated atmosphere for entertaining and prime seating
- New Delta Sky360 Club offering exclusive dining options and views of athletes entering and exiting the locker room area
- New 1879 Club Presented by J.P. Morgan, a prestigious club featuring exclusive dining options, luxury amenities and the best seats in the house
- Open areas on the eighth floor concourse and new West Balcony (10th floor), which provide fans with direct views into the Arena bowl, as well as new seating, walkways and concession stands
- New Knicks and Rangers locker rooms and star dressing rooms

This season fans will experience the benefits of Phase II of the Transformation, including:

- New Upper Bowl seating area with more comfortable seats and significantly improved sightlines moving fans seven to 10 feet or three rows closer to the action
- Expanded Garden Concourse (eighth floor) with city views, more restrooms, additional retail locations and enhanced concession stands with new menus featuring Coca-Cola products and MSG Signature Collection food options (Select amenities will debut throughout the 2012-13 season)
- 58 new Madison Suites that are larger, feature bowl seating, and are 50-percent closer to the action than before
- New all-inclusive Madison Club with seating in the Arena and exclusive club space available for corporations and individuals looking to entertain at Knicks and Rangers games as well as other sports events at the Arena
- Homage to The Garden's storied history on the Madison Concourse

Phase III will mark the completion of the Transformation, amenities debuting for the 2013-14 season will include:

- New Chase Square Seventh Avenue entrance nearly double in size, featuring new interactive zones, retail locations, box office and a broadcast studio
- Two spectacular new Chase Bridges that will be suspended above the ice for a one-of-a-kind view of the action
- New Budweiser Fan Deck (10th floor) offering a selection of new food and beverage options and a unique social gathering space with direct views into the Arena bowl
- New state-of-the-art GardenVision center-hung scoreboard
- 18 completely remodeled Garden Suites (ninth floor)
- Restoration of the iconic Garden ceiling

"New York is not a city. It is a set of cities, dozens of them, divided by caste, class, taste and blood. Most of us are welcome in a few of these cities, barred from others by tradition, or fear, or indifference, or income. But all of us hold safe conduct passes to The Garden. It is a center of experience for the same reason New York is: nothing is out of place there. Walk through a neighborhood of New York and you will find people who would never dream of setting foot in Carnegie Hall, the Empire State Building, the Fillmore East, Sunnyside Gardens, The Four Seasons, or the Bronx Zoo. Madison Square Garden is alien to none of us."

- Jeff Greenfield, 1974

ATTENDANCE INFORMATION

THE WORLD'S MOST FAMOUS ARENA

Season	Dates	Total	Average	Sellouts
1946-47	7	82,001	11,714	-
1947-48	12	167,787	13,982	-
1948-49	20	211,284	10,564	-
1949-50	16	186,882	11,680	-
1950-51	18	151,742	8,430	-
1951-52	16	140,746	8,797	-
1952-53	18	195,240	10,847	-
1953-54	19	221,079	11,636	-
1954-55	21	214,125	10,196	-
1955-56	21	246,756	11,750	-
1956-57	23	266,998	11,609	-
1957-58	22	247,632	11,256	1
1958-59	27	317,924	11,775	1
1959-60	30	335,578	11,186	1
1960-61	32	326,895	10,215	1
1961-62	33	265,153	8,035	-
1962-63	34	302,775	8,905	-
1963-64	35	293,704	8,392	-
1964-65	35	322,870	9,225	-
1965-66	34	369,812	10,877	-
1966-67	35	410,057	11,716	-
1967-68	37	534,568	14,448	2
1968-69	37	569,153	15,383	14
1969-70	41	761,226	18,566	26
1970-71	41	763,487	18,622	25
1971-72	41	785,298	19,154	26
1972-73	41	790,031	19,269	31
1973-74	41	784,433	19,133	25
1974-75	41	760,786	18,556	19
1975-76	41	672,745	16,408	7
1976-77	41	644,811	15,727	7
1977-78	41	626,815	15,288	6
1978-79	41	545,715	13,310	3
1979-80	41	508,597	12,405	6
1980-81	41	546,441	13,328	4
1981-82	41	444,189	10,834	-
1982-83	41	438,823	10,703	3
1983-84	41	495,944	12,096	6
1984-85	41	457,317	11,154	-
1985-86	41	592,486	14,451	4
1986-87	41	538,058	13,123	1
1987-88	41	586,752	14,311	8
1988-89	41	746,851	18,216	20
1989-90	41	730,432	17,815	27
1990-91	41	654,962	15,975	8
1991-92	41	731,371	17,838	16
1992-93	41	804,840	19,630	39
1993-94	41	810,283	19,763	41
1994-95	41	810,283	19,763	41
1995-96	41	810,283	19,763	41
1996-97	41	810,283	19,763	41
1997-98	41	810,283	19,763	41
1998-99	25	494,075	19,763	25
1999-00	41	810,283	19,763	41
2000-01	41	810,283	19,763	41
2001-02	41	810,283	19,763	41
2002-03	41	779,479	19,012	17
2003-04	41	785,739	19,164	26
2004-05	41	800,144	19,516	32
2005-06	41	776,176	18,931	24
2006-07	41	771,017	18,805	22
2007-08	41	783,739	19,116	21
2008-09	41	790,801	19,288	23
2009-10	41	799,640	19,503	26
2010-11	41	808,879	19,729	39
2011-12	33	652,179	19,763	33
Total	**2,321**	**36,517,303**	**15,733**	**953**

All-Time NBA Sellout Streaks

Here are the top nine all-time home sellout streaks in NBA history, entering the 2012-13 season:

Team	Streak	Dates of Streak
Portland Trail Blazers	814	Apr. 9, 1977 - Nov. 16, 1995
Boston Celtics	662	Dec. 1980 - May 5, 1995
Chicago Bulls	610	Nov. 20, 1987 - Nov. 3, 2000
Sacramento Kings	497	Oct. 25, 1985 - Nov. 4, 1997
Dallas Mavericks	489	Dec. 15, 2001 - present
New York Knicks	**433**	**Feb. 4, 1993 - Nov. 2, 2002**
Phoenix Suns	390	Feb. 3, 1990 - Feb. 7, 1999
Charlotte Hornets	371	Dec. 23, 1988 - Nov. 21, 1997
Sacramento Kings	354	Nov. 26, 1999 - Apr. 18, 2007
Golden State Warriors	311	Feb. 1989 - Apr. 19, 1996

Knicks Home Arena Evolution

1946-47 through 1959-60: Knicks split their home schedule between Garden III (49th St. and 8th Ave.) and the 69th Regiment Armory (25th St. and Lexington Ave.)...In their inaugural season of 1946-47, Knicks play just seven home games at MSG...Due to circus conflicts, each of the Knicks' nine home games in the 1951, 1952 and 1953 NBA Finals is played at the Armory (the Garden did not host an NBA Finals game until 1970).

Jan. 16, 1960: Last Knicks game at 69th Regiment Armory (Knicks 132, Cincinnati 106; A-3,000)

1960-61: For the first time, Knicks play their entire home schedule at MSG.

Feb. 10, 1968: Last game at Garden III (Knicks 115, Philadelphia 97; A-18,499)

Feb. 14, 1968: First games at Garden IV (Boston 118, Detroit 96; Knicks 114, San Diego 102; A-17,639)

Feb. 14, 1991: Knicks reach 20-million mark in all-time Garden attendance.

Apr. 10, 1997: Knicks reach 25-million mark in all-time Garden attendance.

Jan. 24, 2004: Knicks reach 30-million mark in all-time Garden attendance.

Garden III Sellouts

Over 22 seasons, the Knicks recorded just six regular season sellouts at the old 49th St. Garden. Here's the breakdown:

Date	Attendance	Notes
Feb. 10, 1968	18,499	Final game at Old Garden (vs. Philadelphia)
Dec. 9, 1967	18,499	Bill Bradley's pro debut (vs. Detroit)
Nov. 11, 1960	18,449	Knicks vs. Syracuse; Boston vs. Cincinnati (Russell vs. Robertson)
Feb. 23, 1960	18,496	Knicks vs. Minneapolis (Baylor); Boston vs. Philadelphia (Russell vs. Wilt)
Feb. 3, 1959	18,496	Knicks vs. Syracuse; Boston vs. St. Louis ('57, '58 Finals rematch)
Dec. 27, 1957	18,225	Knicks vs. Detroit; Boston vs. Philadelphia

Lowest Crowds at 49th St. Garden

1,300	Feb. 4, 1961 vs. St. Louis (snowstorm)
1,701	Mar. 22, 1966 vs. St. Louis
2,636	Feb. 7, 1967 vs. Los Angeles
2,976	Mar. 1, 1960 vs. Syracuse
3,215	Dec. 2, 1951 vs. Philadelphia
3,585	Dec. 31, 1963 vs. San Francisco

Lowest Crowds at 33rd St. Garden

6,514	Jan. 25, 1983 vs. Cleveland
6,917	Apr 15, 1982 vs. Chicago
7,179	Apr. 1, 1982 vs. Cleveland

MADISON SQUARE GARDEN TRAINING CENTER

THE WORLD'S MOST FAMOUS ARENA

With today's professional athletes having to compete at a higher level than ever before, the New York Knicks, along with the NHL's Rangers and WNBA's Liberty started to train year-round in the state-of-the-art Madison Square Garden Training Center in Greenburgh, NY in September of 2002. This facility is another proactive element of the organizations' continuing commitment towards supplying Madison Square Garden sports fans with the most competitive teams in their respective leagues.

Madison Square Garden Training Center offers the Knicks, Rangers and Liberty the opportunity to utilize the best equipment, the best training regimen, the best diets, the best environment – to elevate their performances when they open their respective schedules in the NBA, NHL and WNBA. The 105,000 square foot facility, set on 16 acres of private land in Westchester County, is equipped with well-appointed private areas and office space, exercise rooms with dedicated equipment for each team, the latest technology and first-class amenities.

The facility features two basketball courts and one NHL regulation-sized hockey rink. Each team's area within the Madison Square Garden Training Center includes:

- 1,800 square foot complete cardiovascular and weight room
- Steam rooms, whirlpool and cold plunge
- Players' lounges with leather sofas, lounge chairs, 42" High Definition Television, pool and ping pong tables and refreshment center.
- Gated parking lots located adjacent to a private entrance into the players' lounge.
- Tiered classrooms with high-back theater style seating
- State of the art video editing rooms
- Coaches' lounge/offices

The training center also features amenities to be shared by all teams, including a Hydro Worx 1000 aquatic therapy pool, a dining room with seating for 40 people and auxiliary locker rooms which can be utilized for visiting teams in need of additional practice time during their stay in New York.

Media accommodations include dedicated media rooms with workstations, pre-wired for phone and internet access, an interview room for one-on-one or small group interviews, as well as cabled locations for remote broadcast. The basketball courts and hockey rink are all equipped with dedicated seating for attending media.

MSG Photos

KNICKS CITY DANCERS

For over 20 years, the Knicks City Dancers have been the centerpiece of the Knicks Entertainment Experience, providing world-class dance that embraces the energy and diversity of New York. The KCD captivate audiences with their electrifying combination of athletic routines, unparalleled talent and New York City style.

Coached by former member, Danielle Mimnaugh, the KCD have worked with famed choreographers in the entertainment industry such as: Napoleon and Tabitha, Kevin Maher, Brian Thomas, Gil Duldulao and Laurie Ann Gibson. The KCD have also performed with international recording artists such as: Swizz Beatz, Jason Derulo, Flo Rida, Darryl "DMC" McDaniels, Rob Base, Q-Tip and The Sugarhill Gang.

Off the court, the Knicks City Dancers are ambassadors of New York. They have appeared on a variety of television programs, including *Late Night with Jimmy Fallon, Live with Regis and Kelly, The Late Show with David Letterman, Good Morning America and Sex and the City.*

The KCD also have made high-profile appearances at annual events such as: NBA All Star Weekend, Fashion's Night Out, ING New York City Marathon, the Puerto Rican Day Parade and the Tribeca Film Festival. On a worldwide scale, the KCD recently traveled to Manila, Abu Dhabi, Milan, Mumbai, Taiwan and Paris.

The Knicks City Dancers participate in a variety of charitable causes around New York, but their main focus is making dreams come true for kids facing obstacles through the Garden of Dreams Foundation.

Photos by Brian Thomas

knicksnow.com knickscitydancers.com facebook.com/nyknickscitydancers @nykcitydancers

7th AVE SQUAD

The members of the 7th Ave. Squad are true, die-hard Knicks fans. This energetic group lives for every home Knicks game at Madison Square Garden. They love to cheer, dance and have fun to create electricity and deafening noise to give their Knicks the home court advantage. You can catch this group at every home Knicks game also launching T-shirts into the crowd, honoring lucky fans or their favorite section and bringing energy to the game.

NEW YORK AIR ELITE

New York Air Elite is the new Knicks dunk team that will take flight at The Garden this season. They will jolt the crowd with excitement and amazement, combining incredible athleticism with action-packed trampoline dunks. New York Air Elite is acrobatic entertainment that will surely get Knicks fans to their feet!

KNICKS

City Kids

The Knicks City Kids are the kids of New York. An embodiment of vibrancy and spirit, they are known for their youthful vignettes that act as a magical portal, enticing fans to follow them into a different world — a childhood fantasy come alive. Their sheer joy for play, for camaraderie, for fun, reminds us that if we watch a game through a child's eyes, we will leave with a smile on our face. The KCK are the original NBA kids dance team, celebrating their 14th year performing on the hardwood floor of Madison Square Garden. This gifted group of 7 to 14 year olds promises their best, most fantastical performances ever during the 2012-13 Season at weekend and holiday games.

KNICKS MUSIC

The Knicks Music Team is responsible for keeping the Garden rocking at every Knicks game. Led by MSG Music Director Ray Castoldi, the Knicks Music Team continues the Garden tradition of live organ music going back to 1946, and updates it with the modern sounds of today. The Knicks Music Team takes the energy and passion of Knicks basketball and amplifies it back to the fans.

FOR MORE INFORMATION NYKNICKS.COM OR 212.465.4450

NEW YORK LIBERTY

THE WORLD'S MOST FAMOUS ARENA

On Oct. 30, 1996, New York was selected as one of eight charter members of the Women's Basketball Association (WNBA). Within four months, Carol Blazejowski, a member of the Naismith Basketball Hall of Fame, was named Vice President and General Manager for the New York franchise. Rebecca Lobo and Teresa Weatherspoon joined as the team's first players and the franchise name and logo were introduced.

The Liberty's and WNBA's first game was played on Jun. 21, 1997 in Los Angeles. Led by Head Coach Nancy Darsch, the Liberty defeated the L.A. Sparks, 67-57, before a crowd of 14,284 at the Great Western Forum. On Jun. 29, 1997, in front of a crowd of 17,780, the Liberty scored their first win at home, defeating Phoenix, 65-57.

The 2012 season marked the 16th Season for the Liberty and the WNBA, with John Whisenant as the club's general manager and head coach. The New York Liberty have become synonymous with summertime excitement, electricity and excellence. Next season, the team will be playing its third straight season's home games at the Prudential Center in Newark, NJ during MSG's Transformation.

The team has finished first or second in the Eastern Conference seven times, reached the WNBA Finals four times.

Year-By-Year Results

			Regular Season			Playoffs		
Season	Head Coach	Conference Finish	W	L	Pct.	W	L	Pct.
1997	Nancy Darsch	2nd/Eastern	17	11	.607	1	1	.500
1998	Nancy Darsch	3rd/Eastern	18	12	.600	-	-	—
1999	Richie Adubato	1st/Eastern	18	14	.563	3	3	.500
2000	Richie Adubato	1st/Eastern	20	12	.625	4	3	.571
2001	Richie Adubato	2nd/Eastern	21	11	.656	3	3	.500
2002	Richie Adubato	1st/Eastern	18	14	.563	4	4	.500
2003	Richie Adubato	6th/Eastern	16	18	.471	-	-	—
2004	Richie Adubato, 7-9							
	Pat Coyle, 11-7	2nd/Eastern	18	16	.529	2	3	.400
2005	Pat Coyle	3rd/Eastern	18	16	.529	0	2	.000
2006	Pat Coyle	5th/Eastern	11	23	.324	-	-	—
2007	Pat Coyle	4th/Eastern	16	18	.471	1	2	.333
2008	Pat Coyle	3rd/Eastern	19	15	.559	3	3	.500
2009	Pat Coyle, 6-11							
	Anne Donovan, 7-10	7th/Eastern	13	21	.382	-	-	—
2010	Anne Donovan	2nd/Eastern	22	12	.647	2	3	.400
2011	John Whisenant	4th/Eastern	19	15	.559	1	2	.333
2012	John Whisenant	4th/Eastern	15	19	.441	0	2	.000
Totals			**279**	**247**	**.530**	**22**	**28**	**.440**

All-Time Leading Scorers

Player	Games	Points	Avg
1. Vickie Johnson	282	3,246	11.5
2. Becky Hammon	227	2,367	10.4
3. Crystal Robinson	216	2,301	10.7
4. Shameka Christon	197	2,295	11.6
5. Cappie Pondexter	102	2,015	19.8
6. Tari Phillips	141	1,826	12.9
7. Janel McCarville	129	1,448	11.2
8. Essence Carson	168	1,414	8.4
9. Tamika Whitmore	156	1,394	8.9
10. Cathrine Kraayeveld	153	1,366	8.9

Rebecca Taylor, MSG Photos

2012-13 KNICKS SEATING CHART

THE WORLD'S MOST FAMOUS ARENA

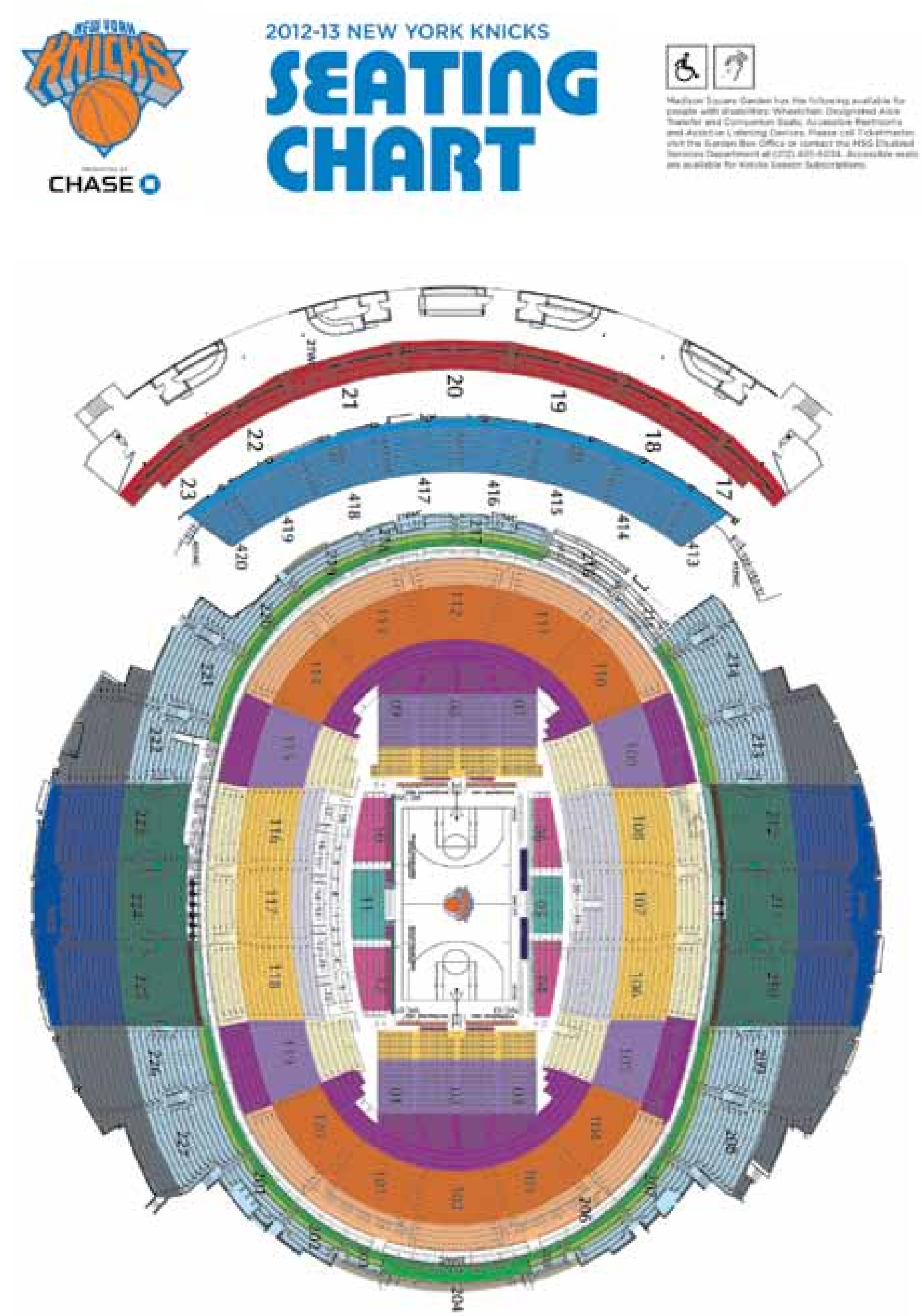

FACES IN THE CROWD

THE WORLD'S MOST FAMOUS ARENA

FACES IN THE CROWD

THE WORLD'S MOST FAMOUS ARENA

INDEX

THE WORLD'S MOST FAMOUS ARENA

Topic	Pages
All-Time Roster	202-287
Anthony, Carmelo	42-46, 203
Atlanta Hawks	116
Attendance, 2011-12	103
Attendance, All-Time	320
Award Winners, Knicks, All-Time	196-197
Award Winners, NBA, 2011-12	113
Barr, Andy	18
Basketball Operations	20-21
Bellfield, Oscar	82
Boston Celtics	117
Brewer, Ronnie	47-48
Brooklyn Nets	118
Burgos, Bill	17
Callahan, Dr. Lisa	18
Camby, Marcus	49-51, 214
Chandler, Tyson	52-55, 216
Charlotte Bobcats	119
Chicago Bulls	120
Chronology of Team Changes, 2011-12	106-107
Cleveland Cavaliers	121
Coaching Records, All-Time	159
Coaching Records, Playoffs	295
Comebacks & Leads Lost, All-Time	182
Comebacks & Leads Lost, Playoffs	301
Community Relations	32-39
Copeland, Chris	82
Dallas Mavericks	122
Date Book	156-157
Denver Nuggets	123
Detroit Pistons	124
Dolan, James L.	8
Erie BayHawks	19
Faces In The Crowd	326-327
Famous Firsts & Lasts	187
Felton, Raymond	56-58, 227
Final Standings, 2011-12	111
Final Statistics, 2011-12	88
Final Statistics, Playoffs, 2012	95
Foreign-Born Players	186
Forty-Point Club, All-Time	172
Four-Point Plays, All-Time	178
Four-Point Plays, Playoffs	301
Franchise Leaders, All-Time	167
Franchise Leaders, Playoffs	297
Franchise Scoring, All-Time	166
Front Office Personnel & Coaching Staff	158
Game-By-Game, 2011-12	96-97
Garden of Dreams	30-31
Goenaga, Anthony	17
Golden State Warriors	125
Grunwald, Glen	10
Hancock, Dave	18
Highest/Lowest Scoring Games, All-Time	179
Highest/Lowest Scoring Games, Playoffs	303
Highlights, 2011-12	89-93
Highlights, Playoffs, 2012	94
Hinds, Roger	17
Home & Season Openers	188
Houston Rockets	126
Houston, Allan	11, 239
Index	328
Indiana Pacers	127
Individual High Games, 2011-12	98
Individual Highs at Present MSG, All-Time	176
Individual Highs, 2011-12	99
Individual Highs, Playoffs	300
Individual Highs, Knicks, All-Time	174
Individual Highs, Opponents, All-Time	175
Individual Leaders, NBA, 2011-12	114
Individual Miscellaneous Statistics, 2011-12	102
Johnson, Larry	23, 242
Kidd, Jason	59-61
Knickerbockers Story	148-151
Knicks City Dancers	322
Knicks City Kids/Game Presentation	323
Logo/Uniform History	153
Los Angeles Clippers	128
Los Angeles Lakers	129
Madison Square Garden	316-319
Madison Square Garden Company	5
Manpower Games Missed Due to Injury	186
Media Information	306-307
Memphis Grizzlies	130
Miami Heat	131
Milwaukee Bucks	132
Minnesota Timberwolves	133
Month-By-Month Records	184
MSG Network	310-311
MSG Training Center	321
Multiple Overtime Games	185
Naismith Memorial Basketball Hall of Fame	191

Topic	Pages
National Basketball Association	110
NBA All-Star Game Participants	198
NBA All-Star Weekend Participants	199
NBA Championship Teams, Knicks	290
NBA Court Dimensions	145
NBA Developmental League	110
NBA Draft History, Knicks, Top Five Picks	192-193
NBA Draft, 2012	115
NBA Expansion Draft	185
NBA Finals Teams, Knicks	291
NBA Officials	111
NBA Playoffs, 2012	112
New Orleans Hornets	134
New York Liberty	324
Novak, Steve	62-64, 259
Number of Players Used	186
Numerical Roster	194-195
Oklahoma City	135
Opening Night Lineups	189
Orlando Magic	136
Philadelphia 76ers	137
Phoenix Suns	138
Portland Trail Blazers	139
Postponed/Moved Games	185
Prigioni, Pablo	65
Public Relations Department	308-309
Radio History	312
Ratner, Hank J.	9
Record When, 2011-12	101
Retired Numbers	154-155
Rookie Records	177
Sacramento Kings	140
San Antonio Spurs	141
Scoring Margins, All-Time	179
Scoring Margins, Playoffs	303
Season In Review, 2011-12	86-87
Seating Chart	325
Series' Highs, Playoffs	298
Shumpert, Iman	66-67, 271
Shurna, John	82
Sims, Henry	83
Single-Game Bests, All-Time	172-173
Single-Game Bests, Playoffs	299
Smith, Chris	83
Smith, J.R.	68-70, 271
Starks, John	22, 273
Stoudemire, Amar'e	71-75, 274
Streaks, Individual	182
Streaks, Team	183
Table of Contents	2-3
Team & Individual Superlatives, 2011-12	104-105
Team Behind The Team	24-29
Team Directory	6-7
Team Highs & Lows at Present MSG, Knicks, All-Time	181
Team Highs & Lows at Present MSG, Opponents, All-Time	181
Team Highs & Lows, Knicks, 2011-12	100
Team Highs & Lows, Knicks, All-Time	180
Team Highs & Lows, Opponents, 2011-12	100
Team Highs & Lows, Opponents, All-Time	180
Team Highs & Lows, Playoffs	302
Team Statistics, Defensive, All-Time	165
Team Statistics, Defensive, Playoffs	296
Team Statistics, Offensive, All-Time	164
Team Statistics, Offensive, Playoffs	296
Television History	313
Thomas, Kurt	76-78, 276
Thompson, Mychel	83
Todd, Jim	14
Top Individual Performances Off The Bench	173
Top Seasonal Marks	170
Toronto Raptors	142
Triple-Doubles, All-Time	171
Triple-Doubles, Playoffs	301
U.S.A. Olympic Team Participants	199
Umar, Jahaun	3
Utah Jazz	143
Versus Opponents, All-Time	162-163
Versus Opponents, Playoffs	297
Walker, Darrell	15, 281
Wallace, Rasheed	79-80
Washington Wizards	144
What is a Knickerbocker?	152
When Was The Last Time	190
White, James	81
Williams, Herb	16, 284
Won-Loss Breakdown, All-Time	161
Won-Lost Breakdown, 2011-12	88
Woodson, Mike	12-13, 286
Year-By-Year Record	160
Year-By-Year Results, Playoffs	292-295
Yearly Statistical Leaders	168-170
Youngest/Oldest Players	177