

2016  2017



**MEDIA GUIDE**

OCTOBER / NOVEMBER

DECEMBER

SUN	MON	TUE	WED	THU	FRI	SAT
23	24	25	26 FSO PHI 7:00	27	28 FSO PHX 7:00	29
30 FSO LAL 6:00	31	1	2 FSO LAC 9:30	3 GSW 9:30	4	5 FSO MIN 5:00
6	7 FSO MIA 7:00	8	9 FSO TOR 7:00	10	11 FSO LAC 7:00	12
13 FSO ORL 6:00	14 FSO DET 6:30	15	16 FSO HOU 7:00	17	18 FSO BKN 7:00	19
20 FSO IND 6:00	21	22 FSO LAL 9:30	23 FSO SAC 9:30	24	25 FSO DEN 8:00	26 FSO DET 7:00
27	28 FSO NYK 6:30	29	30 FSO WAS 7:00			

SUN	MON	TUE	WED	THU	FRI	SAT
				1	2	3
4 FSO NOP 6:00	5 FSO ATL 6:30	6	7	8	9 FSO HOU 7:00	10
11 FSO BOS 6:00	12	13 FSO POR 9:30	14 FSO UTA 8:00	15	16	17 FSO PHX 4:00
18	19 FSO ATL 7:00	20	21 FSO NOP 7:00	22	23 FSO BOS 6:30	24
25 FSO MIN 7:00	26	27 FSO MIA 6:30	28	29 FSO MEM 7:00	30	31 FSO LAC 7:00

JANUARY

FEBRUARY

SUN	MON	TUE	WED	THU	FRI	SAT
1	2 FSO MIL 6:00	3	4 FSO CHA 6:00	5 FSO HOU 7:00	6	7 FSO DEN 7:00
8	9 FSO CHI 7:00	10	11 FSO MEM 7:00	12	13 FSO MIN 7:00	14
15 FSO SAC 8:00	16 FSO LAC 9:30	17	18 FSO GSW 9:30	19	20	21
22	23 FSO UTA 8:00	24	25 FSO NOP 7:00	26 TNT DAL 7:00	27	28
29 ABC CLE 2:30	30	31 FSO SAS 7:30				

SUN	MON	TUE	WED	THU	FRI	SAT
			1 ESPN CHI 8:30	2	3 FSO MEM 7:00	4
5 FSO POR 2:00	6 FSO IND 6:00	7	8	9 TNT CLE 7:00	10	11 ABC GSW 7:30
12	13 FSO WAS 6:00	14	15 FSO NYK 8:30	16	17	18
19	20	21	22	23	24 FSO LAL 7:00	25
26 FSO NOP 6:00	27	28 FSO UTA 7:00				

MARCH

APRIL

SUN	MON	TUE	WED	THU	FRI	SAT
			1	2 TNT POR 9:30	3 FSO PHX 8:00	4
5 FSO DAL 7:30	6	7 FSO POR 7:00	8	9 TNT SAS 9:30	10	11 FSO UTA 2:00
12	13	14 FSO BKN 6:30	15	16 FSO TOR 6:00	17	18 FSO SAC 2:00
19	20 TNT GSW 7:00	21	22 FSO PHI 7:00	23	24	25
26 ABC HOU 2:30	27 FSO DAL 7:30	28	29 FSO ORL 6:00	30	31 FSO SAS 8:30	

SUN	MON	TUE	WED	THU	FRI	SAT
						1
2 FSO CHA 2:00	3	4 FSO MIL 7:00	5 FSO MEM 7:00	6	7 FSO PHX 9:00	8
9 FSO DEN 4:00	10	11 FSO MIN 7:00	12 FSO DEN 7:00	13	14	15

ALL TIMES CENTRAL (CT)

HOME	AWAY
------	------

okcthunder.com  
  
  Chesapeake Arena

2016-17 Oklahoma City Thunder Media Guide  
 The 2016-17 Oklahoma City Thunder media guide was written and edited by Matt Tumbleson, Michael Ravina and John Read. Special statistical assistance was provided by Elias Sports Bureau. All photos were provided by NBA Entertainment unless otherwise noted. This publication was printed at Southwestern Stationery and Bank Supply, Inc., Oklahoma City, OK. Special thanks to Daren Shepherd for his work on the production, design and layout of the media guide.

The information contained in this publication was compiled by the Oklahoma City Thunder and is provided as a courtesy to fans and the press and may be used only for personal or editorial purposes. Any commercial use of this information is prohibited without the prior written consent of the Oklahoma City Thunder. All NBA and team insignias depicted in this publication are the property of NBA Properties, Inc. and the respective teams of the NBA and may not be reproduced for commercial purposes without the prior written consent of NBA Properties, Inc. (c) Copyright 2016 Oklahoma City Thunder.

TABLE OF CONTENTS



GENERAL INFORMATION

General Information ..... 4  
 THUNDER OWNERSHIP GROUP  
 Clayton I. Bennett ..... 6  
 Board of Directors ..... 7

PLAYERS

Photo Roster ..... 10  
 Roster ..... 11  
 Alex Abrines ..... 12  
 Steven Adams ..... 14  
 Semaj Christon ..... 16  
 Nick Collison ..... 18  
 Josh Huestis ..... 22  
 Ersan Ilyasova ..... 24  
 Enes Kanter ..... 28  
 Joffrey Lauvergne ..... 31  
 Anthony Morrow ..... 33  
 Victor Oladipo ..... 36  
 Cameron Payne ..... 40  
 Andre Roberson ..... 42  
 Domantas Sabonis ..... 45  
 Kyle Singler ..... 47  
 Russell Westbrook ..... 50  
 How the Thunder was built ..... 55

BASKETBALL OPERATIONS

Sam Presti ..... 57  
 Troy Weaver, Michael Winger ..... 58  
 Billy Donovan ..... 59  
 Adrian Griffin, Maurice Cheeks ..... 60  
 Anthony Grant, Mark Bryant ..... 61  
 Darko Rajakovic, Vin Bhavnani, Royal Ivey ..... 62  
 Billy Schmidt, Paul Rivers, Will Dawkins ..... 63  
 Dr. Donnie Sirack, Joe Sharpe, David Howarth ..... 64  
 Brandon Barnett, Marc St. Yves ..... 65  
 Basketball Operations Staff ..... 66  
 Oklahoma City Blue ..... 67  
 NBA D-League Directory ..... 69

GENERAL INFORMATION

NBA Cares ..... 70  
 Thunder in the Community ..... 71  
 Uniforms and Official Marks ..... 72  
 Rumble the Bison ..... 73  
 Chesapeake Energy Arena ..... 74  
 Chesapeake Energy Arena Ticket Map ..... 76

THUNDER STAFF

Danny Barth, Brian Byrnes ..... 78  
 Pete Winemiller, Christine Berney ..... 79  
 Tony Driscoll, Scott Loft ..... 80  
 Dan Mahoney, Katy Semtner ..... 81  
 Stacy Blomstrom, Jim Brylewski, Jody East ..... 82  
 Karina Henderson, Travis Herman, Karlis Kexbers, Tyler Lane ..... 83  
 John Leach, Ron Matthews, Abby Morgan ..... 84  
 Dawn Turner, Matthew Wells, Katrina Wiley ..... 85  
 Thunder Staff ..... 86  
 Staff Directory ..... 90

REGULAR SEASON REVIEW

Regular Season Statistics ..... 94  
 Miscellaneous Statistics ..... 95  
 Game-By-Game Results ..... 96  
 Game-By-Game Statistics ..... 98  
 Team Highs and Lows ..... 100  
 Individual Highs ..... 101  
 Individual and Team Highs ..... 102  
 Game Leaders/Back-To-Back Sets ..... 103  
 Injuries/Starting Lineups ..... 104  
 Transactions ..... 105

NBA REVIEW

Standings ..... 108  
 League Leaders ..... 109  
 Offense/Defense Statistics ..... 110  
 Award Winners ..... 112  
 NBA Playoffs ..... 113  
 Playoff Structure/Attendance ..... 114  
 All-NBA Development League Teams ..... 115

ALL-TIME RECORDS

Year-By-Year Record ..... 118  
 All-Time Coaching Records ..... 119  
 Opening Night ..... 120  
 All-Time Opening-Night Starting Lineups ..... 121  
 High-Low Scoring Games/Win-Loss Streaks ..... 122  
 All-Time Winning-Losing Streaks/Win-Loss Margins ..... 123  
 Overtime Results ..... 124  
 Team Records ..... 126  
 Opponent Team Records ..... 127  
 Individual Records ..... 128  
 Opponent Individual Records ..... 129  
 All-Time Career Leaders ..... 130  
 Oklahoma City Team Records ..... 132  
 Oklahoma City Opponent Team Records ..... 133  
 Oklahoma City Individual Records ..... 134  
 Oklahoma City Opponent Individual Records ..... 135  
 Greatest Individual Performances ..... 136  
 Opponent Greatest Individual Performances ..... 137  
 All-Time + Points Performances ..... 138  
 All-Time + Rebounds Performances ..... 139  
 All-Time - Club ..... 140  
 All-Time Triple-Doubles ..... 141  
 Award Winners ..... 142  
 League Leaders/All-Stars ..... 143  
 Year-By-Year Statistical Leaders ..... 144  
 Year-By-Year Statistics ..... 148  
 All-Time High Performances ..... 150

ALL-TIME PLAYOFF RECORDS

Oklahoma City Era Team Playoff Records ..... 154  
 Oklahoma City Era Individual Playoff Records ..... 155  
 Thunder Team Playoff Records ..... 156  
 Thunder Opponent Team Playoff Records ..... 157  
 Individual Playoff Records ..... 158  
 Top Single-Game Playoff Performances ..... 159  
 Opponent Top Single-Game Playoff Performances ..... 160  
 Thunder Career Playoff Leaders ..... 161  
 In The Playoffs, The Last Time ..... 162

THUNDER OPPONENTS

Atlanta Hawks ..... 166  
 Boston Celtics ..... 167  
 Brooklyn Nets ..... 168  
 Charlotte Hornets ..... 169  
 Chicago Bulls ..... 170  
 Cleveland Cavaliers ..... 171  
 Dallas Mavericks ..... 172  
 Denver Nuggets ..... 173  
 Detroit Pistons ..... 174  
 Golden State Warriors ..... 175  
 Houston Rockets ..... 176  
 Indiana Pacers ..... 177  
 Los Angeles Clippers ..... 178  
 Los Angeles Lakers ..... 179  
 Memphis Grizzlies ..... 180  
 Miami Heat ..... 181  
 Milwaukee Bucks ..... 182  
 Minnesota Timberwolves ..... 183  
 New Orleans Pelicans ..... 184  
 New York Knicks ..... 185  
 Orlando Magic ..... 186  
 Philadelphia 76ers ..... 187  
 Phoenix Suns ..... 188  
 Portland Trail Blazers ..... 189  
 Sacramento Kings ..... 190  
 San Antonio Spurs ..... 191  
 Toronto Raptors ..... 192  
 Utah Jazz ..... 193  
 Washington Wizards ..... 194

MEDIA INFORMATION

Brian Davis, Michael Cage, Lesley McCaslin ..... 196  
 Matt Pinto, Eleno Ornelas ..... 197  
 Basketball Communications ..... 198  
 Media Information ..... 199  
 Media Regularly Covering the Thunder ..... 200  
 INTEGRIS Thunder Development Center ..... 201



## GENERAL INFORMATION

Corporate Office Address	Oklahoma City Thunder 208 Thunder Drive Oklahoma City, OK 73102 405-208-4800
INTEGRIS Thunder Development Center	9600 N. Oklahoma Ave. Oklahoma City, OK 73114 405-208-4800
Home Court	Chesapeake Energy Arena (18,203)
Team Colors	Thunder Blue, Sunset, Yellow and Dark Blue
Television	Fox Sports Oklahoma
Radio	WWLS, 640 AM, 98.1 FM
TV Play-by-Play Announcer	Brian Davis
TV Color Analyst	Michael Cage
Sideline Reporter	Lesley McCaslin
Radio Play-by-Play Announcer	Matt Pinto
Website	okcthunder.com

### 2016-17 NATIONAL BASKETBALL ASSOCIATION KEY DATE

October 24	Rosters set for NBA Opening Day
October 25	Start of the 2016-17 NBA Regular Season (NBA Tip-Off 2016)
January 5	10-day contracts may now be signed
January 10	All contracts are guaranteed for the remainder of the season
February 17-19	NBA All-Star 2017 (New Orleans, LA)
March 1	Playoff Eligibility Waiver Deadline
April 12	Regular Season ends
April 14	Rosters set for NBA Playoffs 2017, 3 p.m. ET
April 15	NBA Playoffs 2017 begin
April 23	NBA Early Entry Eligibility Deadline (11:59 p.m. ET)
May 1	Conference Semifinals begin
May 9-15	NBA Draft Combine 2017 (Chicago)
May 16	Conference Finals begin (possible move up to May 14 or 15)
May 16	NBA Draft Lottery 2017
June 1	NBA Finals 2017 begin
June 12	NBA Draft Early Entry Entrant Withdrawal Deadline (5:00 p.m. ET)
June 22	NBA Draft 2017

### NBA ALIGNMENT

#### WESTERN CONFERENCE

##### NORTHWEST DIVISION

Denver Nuggets  
Minnesota Timberwolves  
Oklahoma City Thunder  
Portland Trail Blazers  
Utah Jazz

##### PACIFIC DIVISION

Golden State Warriors  
Los Angeles Clippers  
Los Angeles Lakers  
Phoenix Suns  
Sacramento Kings

##### SOUTHWEST DIVISION

Dallas Mavericks  
Houston Rockets  
Memphis Grizzlies  
New Orleans Pelicans  
San Antonio Spurs

#### EASTERN CONFERENCE

##### CENTRAL DIVISION

Chicago Bulls  
Cleveland Cavaliers  
Detroit Pistons  
Indiana Pacers  
Milwaukee Bucks

##### SOUTHEAST DIVISION

Atlanta Hawks  
Charlotte Hornets  
Miami Heat  
Orlando Magic  
Washington Wizards

##### ATLANTIC DIVISION

Boston Celtics  
New Jersey Nets  
New York Knicks  
Philadelphia 76ers  
Toronto Raptors

**THUNDER OWNERSHIP GROUP**  
**THE PROFESSIONAL BASKETBALL CLUB, LLC**

**PROFESSIONAL BASKETBALL CLUB, LLC**



**CLAYTON I. BENNETT**  
Chairman, Oklahoma City Thunder  
Chairman, Dorchester Capital



**BOARD OF DIRECTORS**



**GEORGE B. KAISER**  
President, GBK Corporation  
Chairman, BOK Financial



**G. JEFFREY RECORDS, JR.**  
Chairman and CEO,  
MidFirst Bank



**WILLIAM M. CAMERON**  
Chairman and CEO,  
American Fidelity Assurance Company



**ROBERT E. HOWARD II**  
Chairman,  
Howard Investments



**JAY SCARAMUCCI**  
President,  
Balon Corporation



**EVERETT R. DOBSON**  
Managing Partner,  
Dobson Partnerships



**PLAYERS**



# PHOTO ROSTER



ALEX ABRINES



STEVEN ADAMS



SEMAJ CHRISTON



NICK COLLISON



JOSH HUESTIS



ERSAN ILYASOVA



ENES KANTER



JOFFREY LAUVERGNE



ANTHONY MORROW



VICTOR OLADIPO



CAMERON PAYNE



ANDRE ROBERSON



DOMANTAS SABONIS



KYLE SINGLER



RUSSELL WESTBROOK

# ROSTER



NO	PLAYER	POS	HT	WT	BIRTHDATE	FROM	YEARS PRO
8	Alex Abrines	G/F	6-6	190	08/01/1993	FC Barcelona/Spain	R
12	Steven Adams	C	7-0	255	07/20/1993	Pittsburgh/New Zealand	4
6	Semaj Christon	G	6-3	190	11/01/1992	Xavier/USA	R
4	Nick Collison	F	6-10	255	10/26/1980	Kansas/USA	13
34	Josh Huestis	F	6-7	230	12/19/1991	Stanford/USA	2
7	Ersan Ilyasova	F	6-10	235	05/15/1987	FC Barcelona/Turkey	9
11	Enes Kanter	C	6-11	245	05/20/1992	Kentucky/Turkey	6
77	Joffrey Lauvergne	C/F	6-11	220	09/30/1991	BC Khimki/France	3
2	Anthony Morrow	G	6-5	210	09/27/1985	Georgia Tech/USA	9
5	Victor Oladipo	G	6-4	210	05/04/1992	Indiana/USA	4
22	Cameron Payne	G	6-3	185	08/08/1994	Murray State/USA	2
21	Andre Roberson	G/F	6-7	210	12/04/1991	Colorado/USA	4
3	Domantas Sabonis	F	6-11	240	05/03/1996	Gonzaga/Lithuania	R
15	Kyle Singler	F	6-8	228	05/04/1988	Duke/USA	5
0	Russell Westbrook	G	6-3	200	11/12/1988	UCLA/USA	9

### HEAD COACH

Billy Donovan (Providence)

### ASSISTANT COACHES

- Adrian Griffin (Seton Hall)
- Maurice Cheeks (West Texas State)
- Anthony Grant (Dayton)
- Mark Bryant (Seton Hall)
- Darko Rajakovic (BK University, Serbia)
- Vin Bhavnani (USC)
- Royal Ivey (Texas)

### QUALITY CONTROL COACH

Billy Schmidt (Wake Forest)

### DIRECTOR OF MEDICAL SERVICES

Dr. Donnie Strack (Indianapolis)

### ATHLETIC TRAINER

Joe Sharpe (Old Dominion)

### ATHLETIC PERFORMANCE COORDINATOR

Dave Howarth (Western Sydney)



8

# ALEX ABRINES

POSITION: Guard/Forward HEIGHT: 6-6 WEIGHT: 190

### BIRTHDATE

8/1/93

### BIRTHPLACE

Palma, Majorca, Spain

### HOW ACQUIRED

Signed by Oklahoma City on 7/23/16. Originally drafted by Oklahoma City as the 32nd overall pick of the 2013 NBA Draft.

### CURRENT NBA SEASON

Rookie



### CAREER HIGHLIGHTS

Began playing basketball professionally in his native Spain with Unicaja Malaga during the 2011-12 season. The following year, signed with FC Barcelona and played four seasons there. Named EuroLeague's Rising Star concluding the 2015-16 season. In the same year, received All-Spanish Liga Endesa Honorable Mention honors. As a member of the Spanish National Team, won a gold medal at the 2011 FIBA Europe Under-18 Championship, a bronze medal at the 2012 FIBA Europe Under-20 Championship, and a bronze medal at the 2016 Olympic Games in Rio de Janeiro, Brazil.

### INTERNATIONAL CAREER

Appeared in 230 games and averaged 7.2 points and 1.6 rebounds in 16.9 minutes. **2015-16:** Appeared in 52 games with FC Barcelona and averaged 9.6 points, 2.2 rebounds, 1.1 assists and 0.7 steals in 19.6 minutes. Made the Spanish National Team. Liga Endesa Finalist and Supercup Winner. **2014-15:** Appeared in 50 games with FC Barcelona and averaged 8.5 points, 1.7 rebounds, 1.2 assists and 0.7 steals in 18.7 minutes. Made the Spanish National Team. Spanish Cup Finalist. Liga Endesa Champion. Played in six games during the World Cup in Spain. **2013-14:** Appeared in 59 games with FC Barcelona and averaged 7.5 points, 1.5 rebounds and 0.8 assists in 18.1 minutes. Made the Spanish National Under-20 team for the second year and led team to the Euroleague Final Four and Spanish ACB Finals. **2012-13:** Appeared in 45 games with FC Barcelona and averaged 4.0 points and 1.0 rebounds in 11.0 minutes. Made the Spanish National Under-20 Team and appeared in six European Championship Under-20 games in Slovenia. **2011-12:** Appeared in 24 games with Unicaja Malaga and averaged 4.2 points and 1.5 assists in 15.2 minutes. Made the Spanish National Under-18 Team and led that team to the Spanish Under-18 Championship Semifinals and European Under-18 Championship Finals. Appeared at the FIBA Eurobasket Under-18 All-Star game in Lithuania.

### INTERNATIONAL STATISTICS

SEASON/TEAM	G	MIN	FGM-FGA		3-Pt. FG		FTM-FTA		Rebounds							Averages			
			PCT	PCT	PCT	PCT	OFF	DEF	TOT	AST	STL	TO	BLK	PTS	RPG	APG	PPG		
11-12 Unicaja Malaga	24	365	34-98	.347	15-61	.246	18-26	.692	9	27	36	11	12	21	6	101	1.5	0.5	4.2
12-13 FC Barcelona	45	497	63-152	.414	27-88	.307	29-36	.806	10	37	47	11	15	26	8	182	1.0	0.2	4.0
13-14 FC Barcelona	59	1070	153-328	.466	81-193	.420	56-67	.836	29	62	91	45	31	37	15	443	1.5	0.8	7.5
14-15 FC Barcelona	50	933	143-309	.463	83-198	.419	56-66	.848	23	63	86	61	37	30	12	425	1.7	1.2	8.5
15-16 FC Barcelona	52	1020	162-330	.491	90-207	.435	85-98	.867	30	83	113	56	37	31	8	499	2.2	1.1	9.6
<b>TOTALS</b>	<b>230</b>	<b>3885</b>	<b>555-1217</b>	<b>.456</b>	<b>90-207</b>	<b>.396</b>	<b>244-293</b>	<b>.833</b>	<b>101</b>	<b>272</b>	<b>373</b>	<b>184</b>	<b>132</b>	<b>145</b>	<b>49</b>	<b>1650</b>	<b>1.6</b>	<b>0.8</b>	<b>7.2</b>





# 12 STEVEN ADAMS

POSITION: Center HEIGHT: 7-0 WEIGHT: 255

**BIRTHDATE**  
7/20/93

**BIRTHPLACE**  
Rotorua, New Zealand

**HIGH SCHOOL**  
Notre Dame Prep (Fitchburg, MA)

**COLLEGE**  
Pittsburgh

**HOW ACQUIRED**  
Selected by the Oklahoma City Thunder in the first round (No. 12 overall) of the 2013 NBA Draft.

**CURRENT NBA SEASON**  
4th NBA season



## CAREER AVERAGES

Appeared in 231 games (167 starts) and averaged 6.2 points, 6.0 rebounds and 1.0 blocks in 21.6 minutes.

## 2015-16 SEASON AVERAGES

Appeared in 80 games (80 starts) and averaged 7.9 points, 6.7 rebounds and 1.1 blocks in 25.2 minutes.

## 2015-16

Established new career-highs in points (636), rebounds (533), blocks (89), steals (42) and minutes (2014). Tied his career-high with 17 points at San Antonio (4/12). Scored 12 points and 11 rebounds at Philadelphia (3/18). Matched a scoring career-high with 17 points alongside 10 boards at Portland (1/10). Recorded his first double-double of the season with 11 points and 12 rebounds vs. Portland (12/16). 25 games of double-digit scoring. 12 games of double-digit rebounds. Nine games with three-plus blocked shots. Six double-doubles. Led team in scoring once and rebounds 11 times. Two games DNP – Right Elbow Strain.

## NBA CAREER

**2014-15:** Selected to participate in the BBVA Compass Rising Stars Challenge at All-Star Weekend for the second consecutive season. Set a career-high for blocked shots with six blocks vs. Houston on 11/16. Blocked multiple shots in three consecutive games from 11/14 to 11/18, a career-best multi-block streak. Secured a then-career-high 15 rebounds alongside 16 points in a win at San Antonio (12/25). Pulled down a career-best 20 rebounds at Washington (1/21). Career-best streak of four consecutive double-doubles from 3/18 to 3/25. Ten double-doubles. Grabbed 10-plus rebounds in 24 games. Scored in double figures 22 times. Missed one game due to a migraine. Missed 11 games due to right hand, fourth metacarpal fracture. **2013-14:** Appeared in 81 games (20 starts) and averaged 3.3 points, 4.1 rebounds (9th among NBA rookies) and 0.70 blocks (9th among NBA Rookies) in 14.8 minutes. Named to the NBA All-Rookie Second Team. Oklahoma City went 11-9 during his 20 starts. On 1/29, named to the BBVA Compass Rising Stars Challenge as part of All-Star Weekend. Registered a blocked shot in 37 games. Recorded first career double-double with 17 points and 10 rebounds at Detroit (11/8). Made first career start at LA Clippers (11/13). Scored in double figures three times. Set a

career-high with four blocks vs. Memphis (2/3). Set a career-high with six steals at Dallas (3/24). One DNP-Coach's Decision.

## PLAYOFFS

Appeared in 36 games (18 starts) and averaged 7.0 points, 6.8 rebounds and 1.1 blocks in 24.6 minutes. **2016:** In 18 games (18 starts), averaging 10.1 points, 9.5 rebounds and 0.9 blocks in 30.7 minutes. Recorded nine consecutive games of double-digit rebounds, from Game 5 of the opening round vs. Dallas (4/25) to Game 2 of the Western Conference Finals (5/18). Scored a postseason career-best 16 points with 12 rebounds and two blocks in Game 1 of the Western Conference Finals (5/16). Notched 16 points (6-of-8 shooting) with 11 boards and two blocks vs. San Antonio on 5/8. Pulled down a playoff career-high 17 rebounds while scoring 12 points in a win at San Antonio on 5/2. Scored 15 points with 10 boards vs. Dallas on 4/25. Six double-doubles. **2014:** Appeared in 18 games and averaged 3.9 points, 4.1 rebounds and 1.3 blocks in 18.4 minutes. Recorded 10 points (5 of 7 shooting) and 11 rebounds in a career-best 40 minutes during a series-clinching win at the Los Angeles Clippers in Game 6 of the Western Conference Semifinals.


## COLLEGE

**2012-13 (Freshman):** Named to the Big East All-Rookie Team as well as Big East Preseason Rookie of the Year. Started in all 32 of his career games played. Ranked first all-time at Pitt in field goal percentage (.571), second in blocked shots (63), and sixth in

rebounds for freshman seasons (192). Ranked first on team in rebounds (6.3 rpg) and blocks (2.0 bpg). Ranked fifth on team in scoring with 7.2 points per game. Scored in double figures on six occasions. Scored a career-high 16 points along with 10 rebounds against Bethune Cookman. Grabbed a season-high 14 rebounds along with eight points against Duquesne. Scored 13 points along with 11 rebounds in an NCAA Tournament game against Wichita State. Blocked a career-high five shots against South Florida.

## PERSONAL

First lottery pick and first-round pick to come out of New Zealand in NBA Draft history. One of 18 siblings, six of whom played basketball for New Zealand. All of his brothers stand around 6-10 to 6-11 and his sisters 6-5 to 6-6. His half-sister, Valerie, is a 2008 and 2016 Olympic champion and four-time world champion in the shot put.



## REGULAR SEASON Career Highs

Minutes	42	03/29/2015	OKC at Phoenix
Field Goals	8	12/12/2014	OKC at Minnesota
Field Goal Attempts	13	03/06/2016	OKC at Milwaukee (Twice)
Three-Point Field Goals	1	04/13/2015	OKC vs. Portland (Twice)
Three-Point Attempts	6	11/16/2015	OKC at Memphis (4 times)
Free Throws	12	12/25/2014	OKC at San Antonio
Free Throw Attempts	7	04/11/2016	OKC vs. LA Lakers (5 times)
Offensive Rebounds	16	01/21/2015	OKC at Washington
Defensive Rebounds	20	01/21/2015	OKC at Washington
Assists	4	03/06/2016	OKC at Milwaukee (Twice)
Steals	6	03/24/2014	OKC vs. Denver
Turnovers	4	03/11/2016	OKC vs. Minnesota (8 times)
Blocked Shots	6	11/16/2014	OKC vs. Houston
Points	17	04/12/2016	OKC at San Antonio (3 times)

## NBA REGULAR SEASON STATISTICS

SEASON/TEAM	G-GS	MIN	FGM-FGA	PCT	3-PT FG FGM-FGA	PCT	FTM-FTA	PCT	Rebounds					Averages					
									OFF	DEF	TOT	AST	STL	TO	BLK	PTS	RPG	APG	PPG
13-14 OKC	81-20	1197	93-185	.503	0-0	---	79-136	.581	142	190	332	43	40	71	57	265	4.1	0.5	3.3
14-15 OKC	70-67	1771	217-399	.544	0-2	.000	103-205	.502	199	324	523	66	38	99	86	537	7.5	0.9	7.7
15-16 OKC	80-80	2014	261-426	.613	0-0	---	114-196	.582	219	314	533	61	42	84	89	636	6.7	0.8	7.9
<b>TOTALS</b>	<b>231-167</b>	<b>4982</b>	<b>571-1010</b>	<b>.565</b>	<b>0-2</b>	<b>.000</b>	<b>296-537</b>	<b>.551</b>	<b>560</b>	<b>828</b>	<b>1388</b>	<b>171</b>	<b>120</b>	<b>254</b>	<b>232</b>	<b>1438</b>	<b>6.0</b>	<b>0.7</b>	<b>6.2</b>

## NBA PLAYOFF STATISTICS

SEASON/TEAM	G-GS	MIN	FGM-FGA	PCT	3-PT FG FGM-FGA	PCT	FTM-FTA	PCT	Rebounds					Averages					
									OFF	DEF	TOT	AST	STL	TO	BLK	PTS	RPG	APG	PPG
13-14 OKC	18-0	331	31-45	.689	0-0	---	8-23	.348	22	52	74	4	1	10	24	70	4.1	0.2	3.9
15-16 OKC	18-18	553	68-111	.613	0-1	.000	46-73	.630	62	109	171	13	9	17	14	182	9.5	0.7	10.1
<b>TOTALS</b>	<b>36-18</b>	<b>884</b>	<b>99-156</b>	<b>.635</b>	<b>0-1</b>	<b>.000</b>	<b>54-96</b>	<b>.563</b>	<b>84</b>	<b>161</b>	<b>245</b>	<b>17</b>	<b>10</b>	<b>27</b>	<b>38</b>	<b>252</b>	<b>6.8</b>	<b>0.5</b>	<b>7.0</b>





6

# SEMAJ CHRISTON

POSITION: Guard HEIGHT: 6-3 WEIGHT: 190

**BIRTHDATE**  
11/1/92

**BIRTHPLACE**  
Cincinnati, OH

**HIGH SCHOOL**  
Brewster Academy (Wolfeboro, NH)

**COLLEGE**  
Xavier

**HOW ACQUIRED**  
Signed by Oklahoma City on 8/20/16. Originally drafted by Miami as the 55th overall pick of the 2014 NBA Draft.

**CURRENT NBA SEASON**  
Rookie



## INTERNATIONAL CAREER

**2015-16:** Played with Consulinvest Pesaro in Italy where he appeared in 30 games (30 starts) and averaged 14.3 points, 3.7 assists, 3.3 rebounds and 1.6 steals in 33.2 minutes.

## NBA D-LEAGUE CAREER

**2014-15:** Appeared in 44 games (40 starts) with the Oklahoma City Blue and averaged 18.6 points, 5.7 assists, 3.7 rebounds and 1.6 steals in 35.4 minutes.

## COLLEGE

**2013-14 (Sophomore):** Averaged 17.0 points, 4.2 assists, 2.7 rebounds, 1.3 steals and 35.3 minutes in 34 games. Ranked sixth in the Big East in scoring (17.0 ppg), second in assists (4.2 apg), fourth in steals (1.3 spg) and sixth in minutes (35.3 mpg). A unanimous 2014 First Team All-Big East Conference selection by the league coaches and member of the 2014 All-Big East Tournament Team. Named NABC First Team All-District 5. For Big East regular season play, averaged 18.7 points (third in the league). Scored 1,034 career points, only the second player in XU history to reach the 1,000-Point Club as a sophomore. The National Player of the Week according to ESPN's Andy Katz after averaging 18.0 points, 4.0 rebounds, 4.5 assists and 2.0 steals in wins at St. John's on 2/25 and No. 9 Creighton on 3/1. Selected to the five-member Big East Weekly Honor Roll six times. Collected a career-high tying 28 points at Seton Hall (24 in the second half) and a careerhigh 28 points on 8-of-10 shooting from the field vs. Marquette, hitting a career-high three threepointers. Had a game-high 27 points at DePaul on 9-of-12 shooting from the field. Notched 27 points on 10-of-17 shooting at Creighton. Recorded back-to-back eight-assist, no-turnover games vs. St. John's and Butler. **2012-13 (Freshman):** Averaged 15.2 points, 4.6 assists, 2.9 rebounds, 1.5 steals

and 34.3 minutes in 30 games. Topped all Atlantic 10 freshman in scoring (15.2 ppg). Ranked fifth in the conference in assists (4.6 apg). The Atlantic 10 Conference Rookie of the Year. An All-Conference Second Team choice, the first Xavier freshman ever named to the A-10 All-League team. Also received A-10 All-Rookie Team and NABC District 4 Second Team accolades. A CollegeInsider.com Freshman All-America selection as well. Tied an XU freshman record for assists (139). Ranked fourth in the A-10 in scoring for conference games only at 17.0 ppg. A seven-time A-10 Rookie of the Week pick. Scored in double figures in 27 games,

including 19 straight games to end the season. Totaled 20 points, seven assists and a career-high tying seven rebounds vs. Saint Louis. Tallied 20 points and five assists at Butler. Led Xavier with 19 points and a career-high 10 assists at St. Bonaventure. Posted a season-high 25 points at Purdue.

## PERSONAL

Given name is Semaj Rakem Christon. Pronounced Sa-MAH-jay Christian. Mother's name is Toni-Carr; Father's name is William. Prep school teammate of Thunder forward Mitch McGary at Brewster Academy in Wolfeboro, N.H.



## NBA D-LEAGUE STATISTICS

SEASON/TEAM	G-GS	MIN	FGM-FGA	PCT	3-PT FG FGM-FGA	PCT	FTM-FTA	PCT	Rebounds					Averages					
									OFF	DEF	TOT	AST	STL	TO	BLK	PTS	RPG	APG	PPG
15-16 OKC	44-40	1554	300-691	.434	11-47	.234	206-262	.786	37	124	161	251	70	138	7	817	3.7	5.7	18.6
<b>TOTALS</b>	<b>44-40</b>	<b>1554</b>	<b>300-691</b>	<b>.434</b>	<b>11-47</b>	<b>.234</b>	<b>206-262</b>	<b>.786</b>	<b>37</b>	<b>124</b>	<b>161</b>	<b>251</b>	<b>70</b>	<b>138</b>	<b>7</b>	<b>817</b>	<b>3.7</b>	<b>5.7</b>	<b>18.6</b>



# 4

## NICK COLLISON

POSITION: Forward HEIGHT: 6-10 WEIGHT: 255

**BIRTHDATE**  
10/26/80

**BIRTHPLACE**  
Orange City, IA

**HIGH SCHOOL**  
Iowa Falls (Iowa Falls, IA)

**COLLEGE**  
Kansas

**HOW ACQUIRED/DRAFT BACKGROUND**

Selected by the OKC franchise in the first round (No. 12 overall) of the 2003 NBA Draft.

**CURRENT NBA SEASON**  
13th NBA season



**CAREER AVERAGES**

Appeared in 875 games (177 starts) and averaged 6.1 points, 5.3 rebounds and 1.1 assists in 21.0 minutes.

**2015-16 SEASON AVERAGES**

Appeared in 59 games (four starts) and averaged 2.1 points and 2.9 rebounds in 11.8 minutes.

**2015-16**

Pulled down a season-best 11 rebounds (including six on the offensive end) in his first start of the season at Dallas (1/22). Scored a season-high 10 points (4-of-6 shooting) with five rebounds vs. Dallas (11/22). One game of double-digit scoring. 10-plus rebounds once. Twenty-two games DNP – Coach's Decision.

**NBA CAREER**

**2014-15:** His 16 made three pointers on the year trumped his previous career-best total of four in the 2013-14 season. Matched a career-high with two three-point field goals at Utah (11/18), his fourth game in the season with multiple made three-pointers. Notched 10 points on 5-of-7 shooting along with five rebounds in 16 minutes in a win over Washington (1/2). Tallied a season-high 15 points with nine rebounds and two blocks in 28 minutes vs. Memphis (2/11). Totaled 13 points on 6-for-9 shooting along with five rebounds and two blocks vs. Atlanta (3/20). Scored in double figures 10 times. Six games DNP – Coach's Decision. Nine games DNP – Left Ankle Sprain. **2013-14:** Appeared in 81 games and averaged 4.2 points, 3.6 rebounds and 1.3 assists in 16.7 minutes. Scored in double figures three times. Posted a season-high 12 points on 5-of-6 shooting at Philadelphia (1/25). One game on Inactive List. **2012-13:** Averaged 5.1 points, 4.1 rebounds and 1.5 assists in 19.5 minutes. On the season, shot 59.5% from the field (176-296 FG). Scored in doubles figures on 11 occasions (including back to back outings on 12/29 & 12/3 and later on 3/22 & 3/24). OKC went a perfect 11-0 when Collison scored 10 or more points. Set a season-high with 14 points on 5-of-6 shooting during Oklahoma City win at Philadelphia (11/24). Recorded a season-high 10 rebounds on two separate occasions vs. San Antonio (12/17) and at Houston (12/29). Posted lone double-double of the year during win at Houston (12/29). One game DNP - Inactive. **2011-12:** Scored in double figures on four occasions. Registered one double-double with 12 points on 6-of-7 shooting and 10

rebounds on 1/8 vs. San Antonio. Drew 28 offensive fouls (15th most in the NBA). **2010-11:** Ranked 5th in the NBA in offensive fouls drawn. Scored in double figures six times, including back-to-back outings 3/4 at Atlanta and 3/6 vs. Phoenix. Pulled-down 10+ rebounds on three occasions. Started game a perfect 6-of-6 from the field en route to 13 points 3/25 vs. Minnesota. Recorded lone double-double of the season with 13 points and 10 rebounds during OT win at Philadelphia (3/9). Pulled-in a team-high 10 rebounds 2/13 at Golden State. Set a season-high with 19 points on 8-of-10 shooting to go along with a team-high nine rebounds 12/19 vs. Phoenix just one game after setting his previous season-high with 12 points on 5-of-6 shooting during win vs. Sacramento (12/17). **2009-10:** Appeared in 75 games and averaged 5.9 points, 5.1 rebounds, and .64 blocks in 20.8 minutes per contest. Scored in double-figures 13 times including outing vs. Denver (4/7) in which he led all reserves with 12 points on 4-of-7 FGs. Posted two double-doubles (10 points and 10 rebounds) vs. Dallas (1/15) and (11 points and 10 rebounds) at New Jersey (12/28). Scored in double-figures 2/26 vs. Minnesota as he converted 5-of-6 FG's en route to 10 points. Hit game-winning free throws with 4.5 seconds remaining in OKC win vs. Utah (12/31). Led all OKC reserves with 14 points on 5-of-8 FG's

at Denver (12/14). After missing the previous four games due to injury (right knee), returned 12/2 vs. Philadelphia and led all OKC reserves with a season-high 18 points on 8-of-9 FG's while pulling-down a team-high seven rebounds. **2008-09:** Appeared in 71 games (40 starts). Recorded 11 double-doubles. Scored 10 or more points 27 times. 20 or more points three times. Grabbed 10-plus rebounds 14 times. Led or co-led team in rebounding 22 times. Season-high tying 21 points and 13 rebounds vs. Portland on 2/6. Tied career-high five assists at San Antonio on 12/14. Tied career-high four blocks at Charlotte on



**REGULAR SEASON Career Highs**

Minutes.....49...01/12/2007.....Seattle vs. Utah  
 Field Goals.....12...01/31/2007.....Seattle at Houston (Twice)  
 Field Goal Attempts.....19...01/31/2007.....Seattle at Houston  
 Three-Point Field Goals.....2...11/18/2014.....OKC at Utah (4 times)  
 Three-Point Attempts.....5...11/18/2014.....OKC at Utah (Twice)  
 Free Throws.....9...01/12/2007.....Seattle vs. Utah  
 Free Throw Attempts.....10...04/07/2007.....Seattle at Utah (Twice)  
 Offensive Rebounds.....8...04/08/2011.....OKC vs. Denver (6 times)  
 Defensive Rebounds.....16...12/05/2007.....Seattle vs. L.A. Clippers  
 Rebounds.....21...03/26/2008.....Seattle vs. Washington (Twice)  
 Assists.....5...01/27/2014.....OKC vs. Atlanta (9 times)  
 Steals.....4...04/15/2009.....OKC at L.A. Clippers  
 Turnovers.....5...01/07/2015.....OKC at Sacramento (3 times)  
 Blocked Shots.....4...12/03/2008.....OKC at Charlotte (3 times)  
 Points.....29...01/09/2007.....Seattle at Phoenix

**NBA REGULAR SEASON STATISTICS**

SEASON/TEAM	G-GS	MIN	FGM-FGA	PCT	3-Pl FG			Rebounds					Averages													
					FGM-FGA	PCT	FTM-FTA	PCT	OFF	DEF	TOT	AST	STL	TO	BLK	PTS	RPG	APG	PPG							
03-04 Seattle																										
04-05 Seattle	82-4	1396	190-354	537	0-3	0.000	83-118	.703	156	220	376	32	34	62	50	463	4.6	0.4	5.6							
05-06 Seattle	66-27	1448	207-394	525	0-3	0.000	79-113	.699	143	225	368	74	21	77	35	493	5.6	1.1	7.5							
06-07 Seattle	82-6	2278	318-636	500	0-2	0.000	154-199	.774	229	437	666	82	48	123	66	790	8.1	1.0	9.8							
07-08 Seattle	78-35	2223	322-641	502	0-2	0.000	123-167	.737	254	476	730	113	47	118	60	767	9.4	1.4	9.8							
08-09 OKC	71-40	1831	243-428	568	0-2	0.000	98-136	.721	181	308	489	66	51	73	50	584	6.9	0.9	8.2							
09-10 OKC	75-5	1557	182-309	589	1-4	25.0	74-107	.692	152	232	384	38	37	63	48	439	5.1	0.5	5.9							
10-11 OKC	71-2	1524	137-242	566	0-0	—	55-73	.753	119	197	316	69	42	55	31	329	4.5	1.0	4.6							
11-12 OKC	63-0	1307	120-201	597	0-1	0.000	44-62	.710	119	155	274	82	33	61	28	284	4.3	1.3	4.6							
12-13 OKC	81-2	1583	176-296	595	0-4	0.000	60-78	.769	123	210	333	121	51	69	30	412	4.1	1.5	5.1							
13-14 OKC	81-0	1353	134-241	556	4-17	235	66-93	.710	116	177	293	104	30	71	28	338	3.6	1.3	4.2							
14-15 OKC	66-2	1101	106-253	419	16-60	267	45-65	.692	90	160	250	90	35	45	25	273	3.8	1.4	4.1							
15-16 OKC	59-4	699	50-109	459	0-2	0.000	23-33	.697	68	103	171	52	15	45	16	123	2.9	0.9	2.1							
TOTALS	875-177	18400	2185-4104	532	21-100	210	904-1244	.727	1750	2900	4650	923	444	867	467	5295	5.3	1.1	6.1							

**NBA PLAYOFF STATISTICS**

SEASON/TEAM	G-GS	MIN	FGM-FGA	PCT	3-Pl FG			Rebounds					Averages													
					FGM-FGA	PCT	FTM-FTA	PCT	OFF	DEF	TOT	AST	STL	TO	BLK	PTS	RPG	APG	PPG							
04-05 Seattle	11-0	218	37-61	607	1-1	1.000	17-27	.630	22	33	55	5	3	6	5	92	5.0	0.5	8.4							
09-10 OKC	6-0	128	8-24	333	0-1	0.000	3-7	.429	12	16	28	2	5	4	1	19	4.7	0.3	3.2							
10-11 OKC	17-0	413	48-76	632	0-0	0.000	18-23	.783	47	51	98	15	13	15	14	5.8	0.9	6.7								
11-12 OKC	20-0	332	33-51	647	0-0	0.000	3-7	.429	30	37	67	19	12	12	5	69	4.6	0.8	5.4							
12-13 OKC	11-0	178	22-47	468	0-0	0.000	11-12	.917	25	26	51	12	5	10	11	55	4.6	1.1	5.0							
13-14 OKC	17-2	183	12-29	414	2-5	40.0	7-10	.700	12	26	38	13	4	6	7	33	2.2	0.8	1.9							
15-16 OKC	9-0	79	4-6	667	0-0	0.000	1-2	.500	3	8	11	5	8	1	0	9	1.2	0.6	1.0							
TOTALS	91-2	1532	164-294	558	3-7	42.9	60-88	.682	151	197	348	71	52	52	44	391	3.8	0.8	4.3							

12/3. Five games on Inactive list. Missed 11 games due to injury/illness. **2007-08:** Appeared in 78 games (35 starts). Averaged career highs in points (9.8), rebounds (9.4) and assists (1.4). Led or co-led the team in rebounding 41 times. Registered a team-high 23 double-doubles. Shot 50.2 percent (322-641) from the field (T-27th in NBA). Tied career highs with 21 rebounds and five assists vs. Washington on 3/26. Blocked a career-high tying four shots at Charlotte on 11/17. **2006-07:** One of three players on the team to appear in all 82 games (Wilcox and Wilkins), starting 56. Averaged 9.6 points, 8.1 rebounds, 1.0 assists, 0.8 blocks and 29.0 minutes. Led team with 66 blocks. Averaged 8.1 rpg (T-18th in NBA). Led or co-led the team in rebounding 33 times. Registered 18 double-doubles. Shot 50.0 percent (318-of-636) from the field (27th in NBA). Posted career highs of 29 points and 21 rebounds at Phoenix on 1/9 to become the 10th player in franchise history to record a 20/20 game, and the 40th overall 20/20 game in team history. Registered 25 points and 13 rebounds vs. Utah on 11/12. **2005-06:** Appeared in 66 games. Averaged 7.5 points and 5.6 rebounds. Led the team in rebounding 17 times. Registered eight double-doubles. Shot 52.5 percent (207-394) from the field. Recorded 20 points and 11 rebounds 4/18 at Sacramento. Suffered a partially-torn plantar fascia in his left foot vs. Utah on 3/5 and missed the ensuing 14 games. Recorded back-to-back double-doubles for the first time in his career with 17 points and a career-high 15 rebounds vs. Atlanta on 2/10 and 12 points and 11 rebounds at New Orleans/Oklahoma City on 2/8. Scored 20 points and grabbed 12 rebounds at Toronto on 11/13. **2004-05:** One of only two players on the team to appear in all 82 games (Ridnour). Averaged 5.6 points and 4.6 rebounds in 17.0 minutes. Shot 53.7 percent (190-354) from the field (1st among rookies). Averaged 4.6 rebounds (10th among rookies). Scored in double figures 13 times. Grabbed 10-plus rebounds five times. Led or co-led the team in rebounds 15 times. Registered four double-doubles. Scored 16 points twice (vs. Golden State on 2/16 and vs. the Lakers on 4/8). Grabbed 12 rebounds vs. Golden State on 2/16. Suffered a broken nose vs. Phoenix on 3/6. **2003-04:** Missed entire rookie season due to surgery on both shoulders. Had successful left shoulder surgery on 10/14. Had successful surgery on his right shoulder on 2/13.

#### PLAYOFFS

Appeared in postseason play in seven of his 12 NBA seasons while appearing in 91 playoff games (two starts) and recording averages of 4.3 points and 3.8 rebounds in 16.8 minutes. **2016:** In nine games, averaging 1.0 points, 1.2 rebounds and 0.9 steals in 8.8 minutes. **2014:** Appeared in 17 games (two starts) and averaged 1.9 points and 2.2 rebounds in 10.8 minutes. **2013:** During 2013 postseason, appeared in 11 games and averaged 5.0 points, 4.6

rebounds and 1.1 assists in 16.2 minutes. Scored in double figures twice. **2012:** Appeared in 20 games and averaged 3.5 points, 3.4 rebounds and 1.0 assist in 16.6 minutes. Set a 2012 playoff-high with 10 rebounds vs. Miami in Game 1 of the NBA Finals. **2011:** In 17 games averaged 6.7 points and 5.8 rebounds in 24.3 minutes. **2010:** Averaged 3.2 points and 4.7 rebounds in six first round playoff games versus the LA Lakers. **2005:** Averaged 8.4 points and 5.0 rebounds in 11 games. Shot 60.7 percent from the floor (37-61). Scored a playoff-high 15 points and grabbed nine rebounds in Game 5 against Sacramento on 5/3.

#### COLLEGE HIGHLIGHTS

**2003:** NCAA All-Final Four Team. NABC National Player of the Year. Associated Press First-Team All-America. John R. Wooden All-American Team. *Basketball Times* First-Team All-American. USBWA First-Team All-American. Big 12 Player of the Year (Coaches). NABC First-Team All-American. First-Team All-Big 12 (AP and Coaches). First-Team Academic All-Big 12. Three-time Big 12 Player of the Week. **2002:** Honorable Mention AP All-America. Big 12 All-Tournament Team. Second-team All-Big 12. **2001:** Second-team AP All-Big 12. First-team All-Big 12 (coaches). *Sporting News* first-team All-Big 12. Second-team Academic All-Big 12. Two-time Big 12 Player of the Week. **2000:** Honorable Mention All-Big 12 (AP). Big 12 All-Freshman Team. Two-time Big 12 Rookie of the Week.

#### COLLEGE

**2002-03 (Senior):** Led Kansas to the NCAA title game against Syracuse. Averaged 18.5 points (2nd in Big 12), 10.0 rebounds (3rd in Big 12, 18th in the nation) and 1.9 blocks. Totaled 702 points, the seventh highest single-season total in school history. Scored a career-high 33 points against Duke in the Jayhawks' NCAA Sweet 16 win. Grabbed a career-high 23 rebounds vs. Texas. **2001-02 (Junior):** Named to the All-Big 12 Academic Second Team. Averaged 15.6 points, 8.3 rebounds and 2.2 blocks (1st in Big 12). Shot 59.2 percent from the field (245-414). **2000-01 (Sophomore):** Averaged 14.0 points, 6.7 rebounds and 1.6 blocks. Shot a career-high 59.7 percent from the field (187-313). **1999-2000 (Freshman):** Averaged 10.5 points and 6.9 rebounds. Started every game with the exception of Senior Day.

#### PERSONAL

Full name is Nicholas John Collison. Served as a member of 2003 USA Basketball World Championship Team that participated in Puerto Rico. Father Dave coached on the high-school level for 23 years, including Nick's team at Iowa Falls. Lists favorite movie as *Anchorman* and he says that if he could appear on any reality show it would be *The Amazing Race*. Visited South Africa as part of the NBA's Without Borders program in 2012. Claimed *Curb Your Enthusiasm* as his favorite show of all-time. Favorite subject as a kid in school was history.





# 34 JOSH HUESTIS

POSITION: Forward HEIGHT: 6-7 WEIGHT: 230

**BIRTHDATE**  
12/19/91

**BIRTHPLACE**  
Webster, TX

**HIGH SCHOOL**  
C.M. Russell (Great Falls, MT)

**COLLEGE**  
Stanford

**HOW ACQUIRED**  
Selected by Oklahoma City in the first round (No. 29 overall) of the 2014 NBA Draft.

**CURRENT NBA SEASON**  
2nd NBA season



## 2015-16 SEASON AVERAGES

Appeared in five games and averaged 2.8 points and 2.0 rebounds in 11.0 minutes per game.

## 2015-16

Made his NBA debut vs. Utah (3/24), sinking a three-pointer in the fourth quarter for his first NBA bucket. After not appearing in the first 71 games, he saw action in five of the final 11 games of the season. Registered five points in 16 minutes at Detroit (3/29). Recorded a career-high six points and career-high six rebounds in career-high 21 minutes at Portland (4/6). Seven games DNP – Coach's Decision. Seventy-one games DNP – Inactive.

## NBA D-LEAGUE

**2015-16:** Appeared in 25 games (25 starts) with the Blue and averaged 12.7 points, 5.3 rebounds and 1.44 blocks in 32.1 minutes. Scored in double-figures 17 times including 20-plus points three times. One 10-plus rebounds game. One double-double. Led team in scoring twice and rebounds once. **2014-15:** In 44 games (43 starts) with the Oklahoma City Blue, averaged 10.3 points, 5.7 rebounds, 1.1 assists and 1.6 blocks in 33.1 minutes. Finished 13th overall in the NBADL for blocks per game (1.6) and 21st in three-pointers made per game (1.9). His 1.6 blocks per game ranked second among NBADL players listed at or below a height of 6-7. One of only two players in the NBADL to average over 1.5 blocks and 1.5 three-point field goals per game. Sunk a career-high seven three-pointers en route to a career-best 24 points at Iowa on 1/31. Swatted a career-best six shots to go with 17 points and seven rebounds at Austin on 12/6. Scored a then career-high 21 points on 7-of-9 shooting (including 4-of-5 from three) in a win over Rio Grande Valley on 12/10. Grabbed a career-best 11 boards on 1/3 at Texas. Tallied 21 points on 7-of-10 shooting (5-of-8 from three) in a win over Austin on 1/24. Scored in double figures in 23 games. Three games of 20+ points. Three double-doubles. Four games of 10+ rebounds.

## PLAYOFFS

**2016:** Logged 10 minutes of play and averaged 1.5 points and 1.5 rebounds. Scored his first playoff bucket at Dallas on 4/21. Made his NBA postseason debut in Game 1 vs Dallas on 4/16.

## COLLEGE

**2013-14 (Senior):** Averaged 11.2 points, 8.2 rebounds,

1.2 assists, 1.9 blocks and 35.2 minutes in 36 games. Named to Pac-12 Defensive Team. Stanford's all-time leading shot blocker. Blocked 69 shots in 2013-14 and 190 over his career. Scored in double figures in 19 of 36 games played. Scored a season-high 22 points twice, against Arizona and UCLA. Scored 18 points twice, against Texas Southern and Northwestern. Blocked a season-high five shots against UCLA. Grabbed a season-high 18 rebounds against USC. Grabbed double digit rebounds in 10 of 36 games played. **2012-13 (Junior):** Averaged 10.5 points, 9.0 rebounds, 2.1 blocks and 32.1 minutes in 34 games. Named to Pac-12 Defensive Team. Scored a season-high 22 points against USC. Blocked a season-high 10 shots against Seattle. Blocked eight shots against Belmont. Grabbed a season-high 14 rebounds twice, against Belmont and Lafayette. **2011-12 (Sophomore):** Averaged 5.3 points, 4.8 rebounds, 2.1 blocks and 20.1 minutes in 37 games. Named Pac-12 Defensive Team Honorable Mention and Pac-12 All-Academic Honorable Mention. Scored a season-high 13 points twice, against Colorado and Utah. Grabbed a season-high 11 rebounds against Fresno State. **2010-11 (Freshman):** Averaged 2.2 points and 2.0 rebounds in 9.9 minutes per game. Scored a season-high 11 points against USC. Grabbed a season-high six rebounds against UC Riverside.

## PERSONAL:

Given name is Josh Sutton Huestis. Pronounced HUE-stiss. Born in Webster, Texas. Parents are Gary Walsh and Bonnie Huestis. 2010 graduate of C.M. Russell High School in Great Falls, Mont. Has three brothers - Christian, Derius and Holden, and one sister, Kava. His brother, Christian Dean, is a defender for the Vancouver Whitecaps of Major League Soccer.



## REGULAR SEASON Career Highs

Minutes	21	04/06/2016	OKC at Portland
Field Goals	2	04/06/2016	OKC at Portland (Twice)
Field Goal Attempts	3	04/11/2016	OKC vs. LA Lakers (3 times)
Three-Point Field Goals	2	04/06/2016	OKC at Portland
Three-Point Attempts	2	04/06/2016	OKC at Portland
Free Throws	1	04/06/2016	OKC at Portland (Twice)
Free Throw Attempts	2	04/06/2016	OKC at Portland (Twice)
Offensive Rebounds	1	04/11/2016	OKC vs. LA Lakers (Twice)
Defensive Rebounds	6	04/06/2016	OKC at Portland
Rebounds	6	04/06/2016	OKC at Portland
Assists	1	04/06/2016	OKC at Portland
Steals	1	04/06/2016	OKC at Portland
Turnovers	2	04/06/2016	OKC at Portland
Blocked Shots	1	04/06/2016	OKC at Portland (Twice)
Points	6	04/06/2016	OKC at Portland

## NBA REGULAR SEASON STATISTICS

SEASON/TEAM	G-GS	MIN	FGM-FGA	PCT	3-Pt. FG FGM-FGA	PCT	FTM-FTA	PCT	Rebounds					Averages					
									OFF	DEF	TOT	AST	STL	TO	BLK	PTS	RPG	APG	PPG
15-16 OKC	5-0	55	5-12	.417	4-6	.667	0-4	.000	2	8	10	0	1	3	2	14	2.0	0.0	2.8
TOTALS	5-0	55	5-12	.417	4-6	.667	0-4	.000	2	8	10	0	1	3	2	14	2.0	0.0	2.8

## NBA PLAYOFF STATISTICS

SEASON/TEAM	G-GS	MIN	FGM-FGA	PCT	3-Pt. FG FGM-FGA	PCT	FTM-FTA	PCT	Rebounds					Averages					
									OFF	DEF	TOT	AST	STL	TO	BLK	PTS	RPG	APG	PPG
15-16 OKC	2-0	10	1-3	.333	1-2	.500	0-0	---	1	2	3	0	0	0	0	3	1.5	0.0	1.5
TOTALS	2-0	10	1-3	.333	1-2	.500	0-0	---	1	2	3	0	0	0	0	3	1.5	0.0	1.5



7

# ERSAN ILYASOVA

POSITION: Forward HEIGHT: 6-10 WEIGHT: 235

**BIRTHDATE**

5/15/87

**BIRTHPLACE**

Eskisehir, Turkey

**HOW ACQUIRED**

Acquired from the Orlando Magic on Draft Night 2016 along with Victor Oladipo and the draft rights to Domantas Sabonis in exchange for Serge Ibaka.

**CURRENT NBA SEASON**

9th NBA season



**CAREER AVERAGES**

Appeared in 527 games (313 starts) and averaged 10.6 points, 6.0 rebounds and 1.1 assists in 24.1 minutes.

**2015-16 SEASON AVERAGES**

Played in 74 games (56 starts) with both Detroit and Orlando, averaging 10.4 points and 5.4 rebounds in 25.4 minutes.

**2015-16**

Shot .371 (96-259) from three-point range. In 52 games with Detroit (all starts), averaged 11.3 points, 5.4 rebounds and 1.1 assists in 27.6 minutes. Traded to Orlando along with Brandon Jennings on 2/16. In 22 games with Orlando (four starts), averaged 8.1 points and 5.5 rebounds in 20.3 minutes. As a starter with the Magic, averaged 8.3 points and 5.3 rebounds in 24.5 minutes. Led (or tied) the Magic in scoring twice and in rebounding five times. Led (or tied) the Pistons in scoring four times and in rebounding three times. Scored in double figures 37 times (seven times with Orlando) and had 20+ points six times (twice with Orlando), including a season-high 23 points on 12/2 vs. Phoenix. Scored his 5,000th career NBA point on 11/29 at Brooklyn...Had 10+ rebounds five times (twice with Orlando), including a season-high 13 rebounds twice, the last time on 1/9 vs. Brooklyn. Pulled down 3,000th career NBA rebound on 1/29 vs. Cleveland. Had four double-doubles (one with Orlando). Recorded at least one steal 43 times (11 times with Orlando) and had two-or-more steals eight times (three times with Orlando), including a season-high three steals on 12/29 at New York. Recorded at least one blocked shot 24 times (four times with Orlando) and had two-or-more blocks seven times (once with Orlando), including a career-high-tying three blocked shots on 12/9 vs. Memphis and 4/11 vs. Milwaukee. Played in his 500th career NBA game on 1/29 vs.

Cleveland. Missed seven total games due to injury - missed one game due to a left adductor strain, one game due to an illness, one game due to a sore left knee and three games due to a sprained right SC joint. DNP-Coach's Decision four times.

**NBA CAREER**

**2014-15:** Appeared in 58 games (36 starts) with Milwaukee, averaging 11.5 points, 4.8 rebounds and 1.0 assists in 22.7 minutes, while shooting .389 (74-190) from three-point range. Scored in double figures 34 times, had 20+ points seven times and 30+ points once, including a career-high 34 points on 3/26 vs. Indiana. Pulled down 10+ rebounds six times. Recorded six double-doubles. Recorded a career-high three blocked shots on 3/24 vs. Miami. Missed 19 games due to injury/illness: missed ten games due to a concussion and nine games due to a nasal fracture. **2013-14:** Played in 55 games (47 starts) with Milwaukee, averaging 11.2 points, 6.2 rebounds and 1.3 assists in 26.9 minutes, while shooting .823 (107-130) from the free throw line. Scored in double figures 31 times, had 20+ points seven times and 30+ points once, including a

season-high 31 points on 3/3 vs. Utah (13-of-14 FG). Had 10+ rebounds 11 times. Recorded eight double-doubles. Dished out a career-high-tying six assists on 11/22 at Philadelphia. Missed 15 games due to a sprained right ankle, one game with a hamstring injury and one game due to an NBA suspension. **2012-13:** Appeared in 73 games (54 starts) with Milwaukee, averaging a career-high 13.2 points, 7.1 rebounds and 1.6 assists in 27.6 minutes, while shooting .444 (95-214) from three-point range. Ranked fourth in the NBA in three-point FG percentage and tied for 33rd in rebounding. Scored in double figures 44 times, had 20+ points 17 times and 30+ points once, including a season-high 30 points on 1/25 at Cleveland. Had 10+ rebounds 20 times. Recorded 18 double-doubles. Had a career-high-tying four steals on 3/28 vs. L.A. Lakers. Missed eight games due to injury and had one DNP-Coach's Decision. **2011-12:** Played in 60 games (41 starts) with Milwaukee, averaging 13.0 points, a career-high 8.8 rebounds and 1.2 assists in 27.6 minutes, while shooting a career-best .455 (51-112) from three-point range. Ranked second in the NBA in three-point FG percentage and 18th in rebounding. Recorded the fifth-best single-season three-point FG percentage in Bucks history and the highest since the 2003-04 season. Became the first player to average 12+ ppg. and 8+ rpg. in fewer than 28 minpg. since Arvydas Sabonis in 1995-96. Led (or tied) the team in rebounding 31 times. Scored a then-career-high 32 points on 3/7 vs. Chicago. Recorded a team-high 20 double-doubles. Tallied 29 points and a career-high 25 rebounds on 2/19 at New Jersey, becoming just the third player in franchise history to record a 25+ point/25+ rebound game (Kareem Abdul-Jabbar, Swen Nater). His 13 offensive

**REGULAR SEASON Career Highs**

Minutes	54 ... 12/18/2015	Detroit at Chicago
Field Goals	14 ... 03/07/2012	Milwaukee vs. Chicago
Field Goal Attempts	23 ... 02/19/2012	Milwaukee at New Jersey
Three-Point Field Goals	6 ... 04/12/2013	Milwaukee at Atlanta
Three-Point Attempts	10 ... 12/07/2015	Detroit at Charlotte
Free Throws	10 ... 01/29/2014	Milwaukee vs. Phoenix
Free Throw Attempts	12 ... 03/31/2012	Milwaukee vs. Memphis
Offensive Rebounds	13 ... 02/19/2012	Milwaukee at New Jersey
Defensive Rebounds	14 ... 03/31/2012	Milwaukee vs. Memphis (3 times)
Rebounds	25 ... 02/19/2012	Milwaukee at New Jersey
Assists	6 ... 11/22/2013	Milwaukee at Philadelphia (3 times)
Steals	4 ... 03/28/2013	Milwaukee vs. LA Lakers (5 times)
Turnovers	5 ... 11/27/2013	Milwaukee vs. Washington (Twice)
Blocked Shots	3 ... 04/11/2016	Orlando vs. Milwaukee (3 times)
Points	34 ... 03/26/2015	Milwaukee vs. Indiana

**NBA REGULAR SEASON STATISTICS**

SEASON/TEAM	G-GS	MIN	FGM-FGA	PCT	3-PT. FG			Rebounds					Averages						
					FGM-FGA	PCT	FTM-FTA	PCT	OFF	DEF	TOT	AST	STL	TO	BLK	PTS	RPG	APG	PPG
06-07 Milwaukee	66-14	973	139-363	.383	54-148	.365	70-89	.787	58	131	189	49	27	51	17	402	2.9	0.7	6.1
09-10 Milwaukee	81-31	1898	323-729	.443	81-241	.336	113-158	.715	157	360	517	84	53	71	23	840	6.4	1.0	10.4
10-11 Milwaukee	60-34	1505	221-507	.436	36-121	.298	93-104	.894	105	260	365	56	51	63	24	571	6.1	0.9	9.5
11-12 Milwaukee	60-41	1655	294-597	.492	51-112	.455	143-183	.781	196	333	529	71	42	76	44	782	8.8	1.2	13.0
12-13 Milwaukee	73-54	2012	371-803	.462	95-214	.444	125-157	.796	154	366	520	117	68	75	36	962	7.1	1.6	13.2
13-14 Milwaukee	55-47	1478	237-579	.409	37-131	.282	107-130	.823	107	235	342	72	46	61	8	618	6.2	1.3	11.2
14-15 Milwaukee	58-36	1319	263-557	.472	74-190	.389	69-107	.645	80	197	277	56	36	45	19	669	4.8	1.0	11.5
15-16 Detroit@Orlando	74-56	1881	280-661	.424	96-259	.371	111-154	.721	114	259	403	56	32	71	33	767	5.4	0.9	10.4
<b>TOTALS</b>	<b>527-313</b>	<b>12721</b>	<b>2128-4796</b>	<b>.444</b>	<b>524-1416</b>	<b>.370</b>	<b>831-1082</b>	<b>.768</b>	<b>1001</b>	<b>2141</b>	<b>3142</b>	<b>572</b>	<b>375</b>	<b>513</b>	<b>204</b>	<b>5611</b>	<b>6.0</b>	<b>1.1</b>	<b>10.6</b>

**NBA PLAYOFF STATISTICS**

SEASON/TEAM	G-GS	MIN	FGM-FGA	PCT	3-PT. FG			Rebounds					Averages						
					FGM-FGA	PCT	FTM-FTA	PCT	OFF	DEF	TOT	AST	STL	TO	BLK	PTS	RPG	APG	PPG
09-10 Milwaukee	7-0	157	24-50	.480	5-14	.357	15-18	.833	21	32	53	3	5	10	1	68	7.6	0.4	9.7
12-13 Milwaukee	4-4	117	20-46	.435	4-10	.400	2-2	1.000	10	19	29	7	5	6	1	46	7.3	1.8	11.5
14-15 Milwaukee	6-6	142	20-61	.328	5-23	.217	7-10	.700	6	17	23	3	5	5	3	52	3.8	0.5	8.7
<b>TOTALS</b>	<b>17-10</b>	<b>416</b>	<b>64-157</b>	<b>.408</b>	<b>14-47</b>	<b>.298</b>	<b>24-30</b>	<b>.800</b>	<b>37</b>	<b>68</b>	<b>105</b>	<b>13</b>	<b>15</b>	<b>21</b>	<b>5</b>	<b>166</b>	<b>6.2</b>	<b>0.9</b>	<b>9.8</b>

rebounds in that game were the most by a Bucks player in more than 25 years and just two shy of Nater's team record of 15. Named the NBA's Eastern Conference Player of the Week for the period ending 3/11, after averaging 25.0 points and 10.8 rebounds, while shooting .638 from the floor and .667 from three-point range. Missed five games due to injury. **2010-11:** Appeared in 60 games (34 starts) with Milwaukee, averaging 9.5 points and 6.1 rebounds in 25.1 minutes, while shooting a career-high .894 (93-104) from the free throw line. Led (or tied) the team in scoring twice and in rebounding 11 times. Scored in double figures 27 times and had 20+ points four times. Had 10+ rebounds eight times. Recorded eight double-doubles. Missed 21 games due to a concussion and one game due to a right eye contusion. **2009-10:** Played in a career-high 81 games (31 starts) with Milwaukee, averaging 10.4 points, 6.4 rebounds and 1.0 assists in 23.4 minutes. Led (or tied) the team in scoring six times and in rebounding 15 times. Scored in double figures 38 times and had 20+ points six times. Missed one game due to the flu. **2006-07:** Appeared in 66 games (14 starts) during his rookie campaign with Milwaukee, averaging 6.1 points and 2.9 rebounds in 14.7 minutes. Became the youngest player to ever appear in a game for the Bucks when he made his NBA debut on 11/1 at Detroit at 19 years and 170 days old. Also became the youngest player ever to start for the Bucks on 11/18 vs. Indiana at 19 years and 187 days old. Scored his first NBA points on 11/4 vs. Sacramento. DNP-Coach's Decision 16 times.

#### NBA D-LEAGUE

During the 2005-06 season, played in 46 games (19 starts) with Tulsa, averaging 12.5 points, a team-high 7.0 rebounds and 1.0 assists in 28.2 minutes. Was assigned to the 66ers on 11/13. Ranked seventh in the D-League in rebounding.

#### PLAYOFFS

Appeared in NBA postseason play with Milwaukee three different years including 2010, 2013 and 2015. Played in 17 games (10 starts) and averaged 9.8 points, 6.2 rebounds and 0.9 steals in 24.5 minutes of play.

#### INTERNATIONAL CAREER

Played for host Turkey at the 2010 FIBA World Championships. Grew up playing for Ulker Spor Kulubu Istanbul youth team in Turkey. Was a member of the Turkish Cadets National Team and the Turkish Junior National Team. During the 2011 postseason, appeared in eight games with Anadolu Efes of the Turkish Basketball League, averaging 13.4 points, 6.8 rebounds and 1.4 steals, while shooting .435 from three-point range. Also played in eight Euroleague contests, averaging 9.5 points, 5.5 rebounds, 1.5 steals and 1.5 blocks. **2008-09:** Appeared in 31 regular season games with FC Barcelona, averaging 10.5 points, 7.6 rebounds and 1.1 steals in 22.3 minutes, while shooting .523 from the floor and .456 from three-point range. Also played in 22 Euroleague contests, averaging 10.5 points and 7.0 rebounds, while shooting .486 from the floor and .403 from three-point range. **2007-08:** Played in 33 regular season games with FC Barcelona, averaging 6.2 points and 2.9 rebounds. Also played in 22 Euroleague contests, averaging 6.1 points and 4.7 rebounds in 18.0 minutes. **2004-05:** Played with Ulker of the Turkish Basketball League, averaging 3.9 points and 3.5 rebounds in 12.4 minutes. Also played in six Euroleague contests, averaging 1.6 points. **2003-04:** Played for Yesilyurt Istanbul in the Turkish second division. Played in the 2004 European Championship for Junior Men (U18), averaging 17.4 points, 9.0 rebounds and 1.0 steals in 25.8 minutes during five outings. Won a silver medal at the 2003 European Championship for Cadets (U16). Averaged 20.5 points, 10.0 rebounds and 3.3 steals in 26.0 minutes in four contests during the Challenge Round.

#### PERSONAL

Has one sister and speaks multiple languages fluently. Began playing basketball professionally at age 15. Besides Turkish cooking, his favorite food is Italian and steak. Favorite sport other than basketball is baseball. Loves to swim. In his early teens, participated in track, running the 400 meters and other short distances. Enjoys listening to classical music and his favorite performer is Sarah Brightman. Favorite movie is "Lord of the Rings: The Return of the King."





# 11 ENES KANTER

POSITION: Center HEIGHT: 6-11 WEIGHT: 245

## BIRTHDATE

5/20/92

## COLLEGE

Kentucky

## BIRTHPLACE


Zurich, Switzerland

## HOW ACQUIRED

From the Utah Jazz on 2/19/15 along with forward Steve Novak in exchange for Kendrick Perkins, Grant Jerrett and the draft rights to center Tibor Pleiss. Additionally, as part of a three team trade, the Thunder acquired D.J. Augustin and Kyle Singler from the Detroit Pistons in exchange for Reggie Jackson.

## CURRENT NBA SEASON

5th NBA season



## CAREER AVERAGES

Appeared in 373 games (114 starts) and averaged 10.7 points and 6.7 rebounds in 21.3 minutes.

## 2015-16 SEASON AVERAGES

Appeared in 82 games (one start) and averaged 12.7 points on .576 shooting from the field (414-of-719 FG, 4th in the NBA) and 8.1 rebounds in 21.0 minutes.

## 2015-16

Only Thunder player to appear in all 82 games which represented the first time he had accomplished the feat in his career. Career-high PER of 24.1 (10th in the NBA and highest amongst bench players). He was the only player in the NBA to average 12-plus points and eight-plus rebounds off the bench. His 8.1 rebounds per game represented the highest amongst bench players. Established new career-highs in points (1038) and rebounds (664). Led all reserves with 25 double-doubles. Recorded career-high 33 points while pulling down 20 rebounds at Portland (4/6), becoming the first Thunder player to put together a 30-20 game in the Oklahoma City era. Scored 26 points in 22 minutes vs. Portland (3/14). Shot 11-of-11 from the field for 23 points at Sacramento (2/29). Notched 25 points on 10-of-14 shooting at Denver (1/19). Back-to-back games of 20-plus points on 12/27-12/29. Produced 24 points and 13 rebounds vs. New Orleans (11/18). Opened the season with 15 points and 16 rebounds vs. San Antonio (10/28). One game of 30-plus points. 11 games of 20-plus points. Scored in double figures in 57 games. 27 games of double-digit rebounds. Led team in scoring twice and rebounding 21 times.

## NBA CAREER

**2014-15:** In his Thunder debut, recorded 10 points and 13 rebounds at Charlotte (2/21) followed by 20 points and 12 boards vs. Denver

(2/22) the next night. Posted 23 points and 15 boards vs. Minnesota (3/13). Totaled 18 points and 18 boards in a win vs. Chicago (3/15). Scored 27 points on a career-high-tying 12 field goals with 12 rebounds vs. Miami (3/22). Totaled a career-high 30 points (9-of-13 shooting) with 16 rebounds vs. Dallas (4/1). Notched 25 points and 16 rebounds in a win over LA Lakers (3/24). Scored 27 points to go with 13 rebounds in a win over Portland (4/13). Registered 25 points and 15 boards in the Thunder's season finale at Minnesota (4/15). Acquired by Oklahoma City from the Utah Jazz through trade on 2/19. Scored a then career-high 29 points at New Orleans (12/16). Put together a double-double of 23 points and 16 rebounds at Milwaukee (1/22). Had a team-high 21 points and 11 rebounds vs. LA Clippers (1/28). Scored in double figures in 58 games. Scored 20-plus points on 18 occasions. Has recorded 30 double-doubles this season (16 with the Thunder). Grabbed 10-plus rebounds in 30 games. One game DNP – Right Thigh Contusion. One game DNP – Left Ankle Sprain. **2013-14:** Appeared in 80 games (37 starts) and averaged 12.3 points and 7.5 rebounds in 26.7 minutes, all career-high marks. Posted a career-high 24 double-doubles. Led Utah in rebounding 24 times and in scoring 11 times. Recorded 10 or more points in 53 games and 20-plus points in 12



## REGULAR SEASON Career Highs

Minutes ..... 44 ...03/01/2013 .....Utah vs. Charlotte  
 Field Goals ..... 13 ...04/06/2016 ..... OKC at Portland (Twice)  
 Field Goal Attempts ..... 22 ...12/16/2014 ..... Utah at New Orleans (Twice)  
 Three-Point Field Goals ..... 2 .....11/12/2014 ..... Utah at Atlanta  
 Three-Point Attempts ..... 4 .....11/12/2014 ..... Utah at Atlanta  
 Free Throws ..... 11 ...04/01/2015 ..... OKC vs. Dallas (Twice)  
 Free Throw Attempts ..... 12 ...11/18/2015 ..... OKC vs. New Orleans (3 times)  
 Offensive Rebounds ..... 10 ...04/05/2015 ..... OKC vs. Houston (Twice)  
 Defensive Rebounds ..... 17 ...03/01/2013 ..... Utah vs. Charlotte  
 Rebounds ..... 22 .....03/01/2013 ..... Utah vs. Charlotte  
 Assists ..... 5 .....03/01/2015 ..... OKC at LA Lakers  
 Steals ..... 3 .....01/16/2015 ..... Utah vs. LA Lakers (Twice)  
 Turnovers ..... 7 .....11/05/2013 ..... Utah at Brooklyn  
 Blocked Shots ..... 4 .....12/07/2013 ..... Utah vs. Sacramento (Twice)  
 Points ..... 33 .....04/06/2016 ..... OKC at Portland

## NBA REGULAR SEASON STATISTICS

SEASON/TEAM	G-GS	MIN	FGM-FGA	PCT	3-PT. FG FGM-FGA	PCT	FTM-FTA	PCT	Rebounds					Averages					
									OFF	DEF	TOT	AST	STL	TO	BLK	PTS	RPG	APG	PPG
11-12 Utah	66-0	874	117-236	.496	0-1	.000	70-105	.667	107	171	278	8	18	54	23	304	4.2	0.1	4.6
12-13 Utah	70-2	1078	206-379	.544	1-1	1.000	93-117	.795	135	169	304	31	28	101	32	506	4.3	0.4	7.2
13-14 Utah	80-37	2136	419-853	.491	0-1	.000	149-204	.730	222	376	598	75	28	144	42	987	7.5	0.9	12.3
14-15 OKC/Utah	75-74	2135	482-928	.519	16-45	.356	183-234	.782	277	394	671	55	36	145	29	1163	8.9	0.7	15.5
15-16 OKC	82-1	1721	414-719	.576	10-21	.476	200-251	.797	249	415	664	33	26	115	33	1038	8.1	0.4	12.7
<b>TOTALS</b>	<b>373-114</b>	<b>7946</b>	<b>1638-3115</b>	<b>.526</b>	<b>27-69</b>	<b>.391</b>	<b>695-911</b>	<b>.763</b>	<b>990</b>	<b>1525</b>	<b>2515</b>	<b>202</b>	<b>136</b>	<b>559</b>	<b>159</b>	<b>3998</b>	<b>6.7</b>	<b>0.5</b>	<b>10.7</b>

## NBA PLAYOFF STATISTICS

SEASON/TEAM	G-GS	MIN	FGM-FGA	PCT	3-PT. FG FGM-FGA	PCT	FTM-FTA	PCT	Rebounds					Averages					
									OFF	DEF	TOT	AST	STL	TO	BLK	PTS	RPG	APG	PPG
11-12 Utah	4-0	43	7-16	.438	0-0	---	0-1	.000	8	8	16	1	0	4	4	14	4.0	0.3	3.5
15-16 OKC	18-0	323	65-118	.551	2-14	.143	38-45	.844	47	64	111	5	5	17	11	170	6.2	0.3	9.4
<b>TOTALS</b>	<b>22-0</b>	<b>366</b>	<b>72-134</b>	<b>.537</b>	<b>2-14</b>	<b>.143</b>	<b>38-46</b>	<b>.826</b>	<b>55</b>	<b>72</b>	<b>127</b>	<b>6</b>	<b>5</b>	<b>21</b>	<b>15</b>	<b>184</b>	<b>5.8</b>	<b>0.3</b>	<b>8.4</b>

games. Pulled down 10 or more rebounds in 27 contests. Recorded a then career-high 27 points and 14 rebounds at Milwaukee (3/3). Pulled down a career-high tying 10 offensive rebounds (12 total rebounds), while contributing 20 points at Phoenix (11/1). Missed one game due to right quadriceps tendinitis. Inactive one other game. **2012-13:** Appeared in 70 games (two starts) and averaged 7.2 points and 4.3 rebounds in 15.4 minutes. Scored in double-figures 22 times. Grabbed 10-plus rebounds twice. Had two double-doubles. Registered a then career-high 23 points and career-high 22 rebounds vs. Charlotte (3/1). Missed two games due to a sprained right ankle. Missed 10 games due to a dislocated left shoulder. **2011-12:** Appeared in 66 games and averaged 4.6 points and 4.2 rebounds in 13.2 minutes. Became the 10th Jazz rookie in franchise history to appear in every regular season game. Scored in double figures seven times. Pulled down 10-plus rebounds four times. Had 11 rebounds at LA Lakers (12/27), the most in a Jazz rookie debut since the team moved to Utah.

#### PLAYOFFS

In 22 games averaged 8.4 points and 5.8 rebounds in 16.6 minutes. **2016:** In 18 games, averaging 9.4 points and 6.2 rebounds in 17.9 minutes. Tied a playoff-high 13 rebounds and three blocks on 5/10 at San Antonio. Tallied a postseason career-high 28 points on 12-of-13 shooting at Dallas on 4/24. Scored 21 points (6-of-7 shooting) with eight boards at Dallas on 4/21. Collected the first postseason double-double of his career with 16 points and a playoff career-high 13 rebounds vs. Dallas on 4/16. Two games of 20+ points. Two double-doubles **2012:** With Utah, appeared in four games against San Antonio, averaging 3.5 points, 4.0 rebounds and 1.00 block in 10.8 minutes.

#### INTERNATIONAL CAREER

Played for the Turkish national team at EuroBasket 2011 in Lithuania, averaging 9.6 points and 3.9 rebounds. Played for the Turkish U18 national team in 2009 and was named the championship's MVP after averaging 18.6 points and a tournament-best 16.4 rebounds, leading Turkey to the bronze medal at the European

Championships in France. Named Best Player and Best Center at the 2009 European Championships by eurobasket.com. Won a bronze medal at the European Championships in the U16 division in 2008. Shot an event record 13-21 from the field, scoring 34 points and grabbing 13 rebounds at the 2010 Nike Hoops Summit in Portland, Ore.. His 34-point scoring effort for the World Team broke the individual record of 33 points previously set by Dirk Nowitzki in 1998.

#### COLLEGE

Enrolled as freshman at the University of Kentucky in 2010-11, but ruled ineligible to play by the NCAA. Though unable to compete, stayed at Kentucky as a special assistant, attending classes and working out with the team.



## JOFFREY LAUVERGNE

POSITION: Center/Forward HEIGHT: 6-11 WEIGHT: 220

#### BIRTHDATE

9/30/91

#### BIRTHPLACE

Mulhouse, France

#### HOW ACQUIRED

Acquired from the Denver Nuggets in exchange for two protected 2017 second round draft picks.

#### CURRENT NBA SEASON

3rd NBA season

#### CAREER AVERAGES

Appeared in 83 games (16 starts) for Denver and averaged 6.7 points and 4.4 rebounds in 15.8 minutes.

#### 2015-16 SEASON AVERAGES

Appeared in 59 games (19 starts) posting averages of 7.9 points, 4.9 rebounds and 0.9 assists.

#### 2015-16

Shot 51.3% from the field. Posted a double-double in five contests and 10+ points in 26 games. Had 12 points to go along with 10 rebounds in 28 minutes vs. Oklahoma City on 4/5. Tallied 16 points, six rebounds and one block in 30 minutes at Atlanta on 3/17. Registered a career-high 22 points (10-14 FG's) and seven rebounds in 25 minutes at Sacramento on 2/19. Recorded 12 points and 10 rebounds in 29 minutes at New York on 2/7. Posted 18 points along with four rebounds in a career-high 31 minutes at Oklahoma City on 12/27. Recorded 12 points and grabbed a career-high 13 rebounds at Utah on 12/18. Had 14 points and pulled down 11 rebounds vs. Houston on 12/14. Registered 14 points to go along with 10 rebounds in 25 minutes at Toronto on 12/3. Recorded 11 points and grabbed seven rebounds in 21 minutes at Chicago on 12/2. Tallied 11 points to go along with seven rebounds and three assists in 19 minutes at Oklahoma City on 11/1. Registered nine DNP-Coach's Decisions. Missed 12 games from 11/3 to 11/24 due to a low back strain. Missed two games on 1/27 and 1/28 due to a right toe injury. Appeared in six games holding averages of 9.8 points, 4.2 rebounds and 0.8 assists in 17.9 minutes per game for the French National Team at the 2016 Olympic games in Rio De Janeiro, Brazil.

#### NBA CAREER

**2014-15:** Played in 24 games (one start) averaging 3.9 points, 3.2 rebounds and 0.4 blocks in 11.2 minutes during his rookie season. Tied his career-high with 11 points while pulling down





seven rebounds at Golden State on 4/15. Posted eight points, eight rebounds and three blocks in 23 minutes at Utah on 4/1. Recorded nine points and grabbed six rebounds in his first career start vs. Utah on 2/27. Posted a career-high 11 points while tying a career-high with nine rebounds vs. Phoenix on 2/26. Grabbed a season-high and career-high nine rebounds vs. Brooklyn on 2/23. Recorded eight points, three rebounds and two blocks in his NBA debut at Oklahoma City on 2/22. Had five DNP-Coach's Decision. Appeared in 27 games (7 starts) averaging 9.4 points, 4.4 rebounds and 1.1 assists for Khimki BC of the VTB United League. Played for France during the 2014 FIBA World Cup of Basketball, in nine games registered 9.2 points, 5.3 rebounds and 0.4 assists while capturing the Bronze medal.

### INTERNATIONAL CAREER

**2013-14:** Played in a total of 69 games (68 starts) and averaged 11.2 points, 7.8 rebounds and 1.5 assists in 32.1 minutes for KK Partizan of the Liga ABA. Led the Euroleague in rebounding (8.6 rpg). **2012-13:** Between three different teams (KK Partizan, Chalon-Sur-Saone, Valencia) appeared in a total of 54 games (34 starts), holding averages of 7.7 points, 4.8 rebounds and 0.9 assists. Won the gold medal at the 2013 European Championship. **2011-12:** Appeared in 47 games for Chalon-Sur-Saone averaging 5.7 points, 4.2 rebounds and 0.5 assists.

### PERSONAL

Has been member of the French U-16 and U-20 National Team. Father was also a professional basketball player.

### REGULAR SEASON Career Highs

Minutes	31	12/27/2015	Denver at OKC
Field Goals	10	02/19/2016	Denver at Sacramento
Field Goal Attempts	15	12/27/2015	Denver at OKC
Three-Point Field Goals	2	12/18/2015	Denver at Utah (Twice)
Three-Point Attempts	4	12/18/2015	Denver at Utah
Free Throws	4	04/08/2016	Denver vs. San Antonio (5 times)
Free Throw Attempts	6	02/27/2015	Denver vs. Utah
Offensive Rebounds	6	12/18/2015	Denver at Utah
Defensive Rebounds	9	03/02/2016	Denver vs. LA Lakers (Twice)
Rebounds	13	12/18/2015	Denver at Utah
Assists	4	03/08/2016	Denver vs. New York
Steals	2	12/30/2015	Denver at Portland (Twice)
Turnovers	4	04/08/2016	Denver vs. San Antonio (Twice)
Blocked Shots	3	04/01/2015	Denver at Utah
Points	22	02/19/2016	Denver at San Antonio

### NBA REGULAR SEASON STATISTICS

SEASON/TEAM	G-GS	MIN	FGM-FGA		PCT	3-PT FG		PCT	FTM-FTA		PCT	Rebounds					Averages		
												PCT	OFF	DEF	TOT	AST	STL	TO	BLK
14-15 Denver	24-1	268	36-89	404	3-16	.188	18-28	.643	27	50	77	13	8	22	10	93	10.3	0.5	3.9
15-16 Denver	59-15	1041	195-380	513	13-53	.245	62-69	.899	77	213	290	56	13	54	15	465	10.0	0.9	7.9
<b>TOTALS</b>	<b>83-16</b>	<b>1309</b>	<b>231-469</b>	<b>493</b>	<b>16-69</b>	<b>.232</b>	<b>80-97</b>	<b>.825</b>	<b>104</b>	<b>263</b>	<b>367</b>	<b>69</b>	<b>21</b>	<b>76</b>	<b>25</b>	<b>558</b>	<b>10.1</b>	<b>0.8</b>	<b>6.7</b>



# 2

## ANTHONY MORROW

POSITION: Guard HEIGHT: 6-5 WEIGHT: 210

### BIRTHDATE

9/27/85

### HIGH SCHOOL

Charlotte Latin (Charlotte, NC)

### COLLEGE

Georgia Tech

### BIRTHPLACE

Charlotte, NC

### HOW ACQUIRED

Signed as a free agent on 7/16/14.

### CURRENT NBA SEASON

9th NBA seasons

### CAREER AVERAGES

Appeared in 515 games (135 starts) and averaged 9.8 points, 2.3 rebounds and 0.9 assists in 22.5 minutes.

### 2015-16 SEASON AVERAGES

Appeared in 68 games (six starts) and averaged 5.6 points in 13.6 minutes.

### 2015-16

Connected on multiple three-pointers in 23 games this season, including 10 games of three or more. Notched 19 points at Portland (4/6). Scored season-high 20 points on 8-of-11 shooting vs. Sacramento (1/4). Fourteen games of double-digit scoring including one game of 20-plus points. Thirteen games DNP – Coach's Decision. One game DNP – Personal.

### NBA CAREER

**2014-15:** Shot 11-for-16 from the field and 4-for-5 from beyond the arc to score 28 points (including 19 in the fourth quarter) in a win at Boston (11/12). Pulled down a season-high 11 rebounds vs. Golden State (11/23). Tallied 16 points (including 14 in the first half) in a home win over Dallas (2/19). Shot 8-of-12 from the field (6-of-9 from three) to score 26 points vs. LA Clippers (3/11). Sunk six threes and scored 21 points (12 in the fourth quarter) in a win over Atlanta (3/20). Scored a season-high 32 points (6-of-9 shooting from three-point range) vs. Dallas (4/1). Scored in double figures in 39 games. Scored 20-plus points five times. Two double-doubles. Seven games DNP – Left MCL Sprain. One game DNP – Right Shoulder Soreness. **2013-14:** Scored in double digits on 19 occasions, including seven



games of 20 or more points. Posted 20 or more points in four games during a six-game stretch from 3/26 to 4/4. Scored 26 points to lead the team on nine made field goals on 4/4 at Utah. Led the team in scoring with 23 points on 3/31 vs. Sacramento. Scored 20 points on 3/28 vs. Utah. Led the Pelicans in scoring on 3/26 vs. LA Clippers with 27 points on 9 FGM. Scored 14 points, including a game-tying jumper with 0.9 seconds left to send the game into overtime on 3/9 vs. Denver. Led New Orleans with 20 points on 2/3 vs. San Antonio. Scored 21 points to lead the team to a victory on 1/24 at Detroit. Scored 11 points off the bench on 3-3 from beyond the arc on 12/18 at LA Clippers. Came off the bench to score 14 pts (including 4-4 3PT FG) at Orlando on 11/1. DNP – Coach’s Decision – 4 times. NWT – 2 times – illness. **2012-13:** In 41 games (one start) with the Atlanta Hawks and Dallas Mavericks, averaged 4.0 points in 9.3 minutes. Shot 44.1% (61-145 FGs) from the field, 37.2% (16-43 3FGs) from 3-point range and 90.9% (20-22 FTs) from the line. In 24 games (one start) with

Atlanta, averaged 5.2 points, 1.1 rebounds and 12.5 minutes. In 17 games with Dallas, averaged 2.3 points and 4.8 minutes while shooting 50.0% (17-34 FGs) from the field. **2011-12:** In 62 games (18 starts) with the New Jersey Nets, averaged 12.0 points, 2.0 rebounds and 1.0 assists in 26.4 minutes (.413 FGs, .371 3FGs, .933 FTs). Scored 20-or-more points 10 times. Missed three games due to injury and one due to personal reasons. Scored a season-high 42 points vs. Minnesota on 2/3. **2010-11:** In 58 games (47 starts) with the New Jersey Nets, averaged 13.2 points and 3.0 rebounds in 32.0 minutes (.450 FG%, .423 3FG%, .897 FT%). Ranked 10th in the NBA in 3FG%, tying for the fifth-best mark in Nets history. **2009-10:** Appeared in 69 games (35 starts) with the Golden State Warriors, averaging 13.0 points, 3.8 rebounds and 1.5 assists in 29.2 minutes (.468 FG%, .456 3FG%, .886 FT%). Averaged 14.3 points, 4.4 rebounds, 2.0 assists and 1.2 steals in his 35 starting assignments. Ranked fifth in the NBA in 3FG% (.456), and became one of only four players in NBA history to convert at least 80 3-pointers and shoot at least 45% from 3-point territory in back-to-back seasons. **2008-09:** Appeared in 67 games (17 starts) with the Golden State Warriors, posting 10.1 points, 3.0 rebounds and 1.2 assists in 22.6 minutes (.478 FG%, .467 3FG%, .870 FT%). Started in 17 games and averaged 16.6 points and 4.6 rebounds in 34.9 minutes in those contests. Led the NBA in 3FG%, becoming the first rookie in NBA history (and the first Golden State player) to lead the league in that category. His .467 3-point

field goal percentage was the highest mark ever by an NBA rookie with at least 150 attempts.

### PLAYOFFS

**2016:** In 14 games, averaging 2.6 points in 5.4 minutes. Shot a perfect 4-for-4 from the field to score a postseason career-best 10 points in Game 5 at Golden State (5/26). Made his NBA Playoffs debut on 4/16 vs. Dallas, scoring six points in 11 minutes.

### COLLEGE

Played four seasons at Georgia Tech, averaging 11.4 points and 3.0 rebounds and 24.7 minutes in 123 games (70 starts). His career free throw percentage of 86.7% established a school record. His 258 career 3-point field goals were tied for third all-time at Tech with Travis Best (16th in ACC history). As a senior in 2007-08, finished as Tech’s scoring leader (14.3 ppg, 15th in ACC), while hitting an ACC-best 44.8% of his 3s (ranked 14th nationally). In 2005-06, earned Honorable mention All-Atlantic Coast Conference and was Tech’s top scorer at 16.0 points per game (13th in ACC).

### PERSONAL

Full name is Anthony Jarrad Morrow. Nicknamed “A-Mo”. Son of Larry Mayhew and Angela Morrow. Majored in science, technology and culture. Named “Mr. Basketball” in North Carolina as a senior. Three-time all-state performer who led his Charlotte Latin High School team to state championships each of his last two years among North Carolina 3A Independent Schools. Lettered four years for coach Jerry Faulkner and served as team captain two years. Averaged 22.4 points, 9.8 rebounds and 3.1 assists as a senior as Latin went 27-4, and won MVP honors in the state tournament. Junior year averages were 24 points and eight rebounds per game while Latin went 26-1. Played for Team USA in the Global Games in Dallas, Texas.



### REGULAR SEASON Career Highs

Minutes	52	12/01/2010	Golden State vs. OKC
Field Goals	16	04/02/2010	Golden State vs. New York
Field Goal Attempts	23	04/02/2010	Golden State vs. New York
Three-Point Field Goals	8	02/03/2012	New Jersey vs. Minnesota
Three-Point Attempts	13	12/11/2009	Golden State at Chicago
Free Throws	8	12/31/2014	OKC vs. Phoenix (4 times)
Free Throw Attempts	9	12/31/2014	OKC vs. Phoenix (Twice)
Offensive Rebounds	6	01/05/2015	OKC at Golden State (3 times)
Defensive Rebounds	10	11/23/2014	OKC at Golden State
Rebounds	12	04/15/2009	Golden State at Phoenix
Assists	6	02/10/2010	Golden State vs. LA Clippers (twice)
Steals	6	02/27/2010	Golden State vs. Detroit
Turnovers	5	12/09/2009	Golden State at New Jersey
Blocked Shots	2	03/19/2010	Golden State at San Antonio (3 times)
Points	42	02/03/2012	New Jersey vs. Minnesota

### NBA REGULAR SEASON STATISTICS

SEASON/TEAM	G-GS	MIN	3-PT. FG			Rebounds			Averages										
			FGM-FGA	PCT	FTM-FTA	PCT	OFF	DEF	TOT	PTS	RPG	APG	PPG						
08-09 Golden State	67-17	1515	255-534	.478	86-184	.467	80-92	.870	78	121	199	80	36	52	12	676	3.0	1.2	10.1
09-10 Golden State	69-37	2018	329-703	.468	140-307	.456	101-114	.886	61	198	259	104	65	84	16	899	3.8	1.5	13.0
10-11 New Jersey	58-47	1856	279-620	.450	110-260	.423	96-107	.897	37	135	172	68	19	54	7	764	3.0	1.2	13.2
11-12 New Jersey	62-18	1636	272-658	.413	106-286	.371	97-104	.933	31	96	127	61	46	70	9	747	2.0	1.0	12.0
12-13 Atlanta/Dallas	41-1	363	64-145	.441	16-43	.372	20-22	.909	11	19	30	13	8	1	164	0.7	0.3	4.0	
13-14 New Orleans	76-9	1426	238-520	.458	86-195	.451	72-87	.828	29	111	140	59	38	51	12	636	1.8	0.8	8.4
14-15 OKC	74-0	1806	285-615	.463	141-325	.434	79-89	.888	40	155	195	60	54	38	11	790	2.6	0.8	10.7
15-16 OKC	68-6	926	136-333	.408	79-204	.387	29-39	.744	10	52	62	24	22	17	5	380	0.9	0.4	5.6
<b>TOTALS</b>	<b>515-135</b>	<b>11566</b>	<b>1858-4128</b>	<b>.425</b>	<b>766-1804</b>	<b>.425</b>	<b>574-654</b>	<b>.878</b>	<b>297</b>	<b>887</b>	<b>1184</b>	<b>469</b>	<b>293</b>	<b>374</b>	<b>73</b>	<b>5056</b>	<b>2.3</b>	<b>0.9</b>	<b>9.8</b>

### NBA PLAYOFF STATISTICS

SEASON/TEAM	G-GS	MIN	3-PT. FG			Rebounds			Averages										
			FGM-FGA	PCT	FTM-FTA	PCT	OFF	DEF	TOT	PTS	RPG	APG	PPG						
15-16 OKC	14-0	76	11-24	.458	5-14	.357	10-10	1.000	0	2	2	1	1	4	0	37	0.1	0.1	2.6
<b>TOTALS</b>	<b>14-0</b>	<b>76</b>	<b>11-24</b>	<b>.458</b>	<b>5-14</b>	<b>.357</b>	<b>10-10</b>	<b>1.000</b>	<b>0</b>	<b>2</b>	<b>2</b>	<b>1</b>	<b>1</b>	<b>4</b>	<b>0</b>	<b>37</b>	<b>0.1</b>	<b>0.1</b>	<b>2.6</b>



5

# VICTOR OLADIPO

POSITION: Guard HEIGHT: 6-4 WEIGHT: 210

**BIRTHDATE**  
5/4/92

**BIRTHPLACE**  
Silver Spring, MD

**HIGH SCHOOL**  
DeMatha (Hyattsville, MD)

**COLLEGE**  
Indiana

**HOW ACQUIRED**  
Acquired from the Orlando Magic on Draft Night 2016 along with Ersan Ilyasova and the draft rights to Domantas Sabonis in exchange for Serge Ibaka.

**CURRENT NBA SEASON**  
4th NBA season



## CAREER AVERAGES

Appeared in 224 games (167 starts) and averaged 15.9 points, 4.4 rebounds, 4.0 assists and 1.6 steals in 21.4 minutes.

## 2015-16 SEASON AVERAGES

Appeared in 72 games (52 starts) with Orlando, averaging 16.0 points, 4.8 rebounds, 3.9 assists and 1.61 steals in 33.0 minutes.

## 2015-16

Shot a career-high .830 (205-247) from the free throw line. Ranked 19th in the NBA in steals and tied for 38th in minutes played. Became just the third player since 1985-86 to begin his NBA career with 1,100+ points, 110+ steals and 70+ three-point field goals made in three straight seasons. Led (or tied) the team in scoring 20 times, in rebounding seven times and in assists 15 times. Scored in double figures 60 times, had 20+ points 18 times and had 30+ points twice, including a career-high 45 points (16-22 FG, 6-7 3FG, 7-8 FT) on 3/18 vs. Cleveland. Set all-time mark for most points scored by a Magic player against Cleveland and became the seventh player in team history to score 45+ points in a game. Connected on a career-high six three-pointers on 1/8 at Brooklyn (6-of-8 3FG) and 3/18 vs. Cleveland (6-of-7 3FG). Had triple-double (second of career) on 10/30 vs. Oklahoma City with 21 points, a career-high-tying 13 rebounds and 10 assists. Had three double-doubles. Pulled down a career-high-tying 13 rebounds on 2/19 vs. Dallas. Recorded at least one steal 57 times and had two-or-more steals 32 times, including a career-high-tying five steals four times, the last on 4/1 at Milwaukee. Recorded at least one blocked shot 35 times and had two-or-more blocked shots 12 times, including a career-high four blocks on 12/8 at Denver and 4/1 at Milwaukee. Missed ten total

games due to injury – missed five games due to a concussion, two games due to a sprained right knee, one game due to a low back contusion and two games due to a sore right wrist.

## NBA CAREER

**2014-15:** Played in 72 games (71 starts) with Orlando, averaging a career-high 17.9 points, 4.2 rebounds, 4.1 assists and 1.67 steals in a team-high and career-high 35.7 minutes, while shooting a team-best .819 (262-320) from the free throw line. As a starter, averaged 18.0 points, 4.2 rebounds, 4.1 assists and 1.69 steals in 35.9 minutes. Tied for eighth in the NBA in minutes played, ranked 16th in steals, 21st in scoring and tied for 36th in assists. Led (or tied) the team in scoring a team-best 31 times, in rebounding once and in assists 18 times. Scored in double figures 67 times, had 20+ points 26 times and had 30+ points five times, including 38 points on 3/4 vs. Phoenix. Hit eventual game-winning free throw with 6.6 seconds left on 12/29 at Miami. Had game-winning layup with 1.5 seconds remaining on 4/8 vs. Chicago. Recorded three double-doubles. Pulled down a career-high-tying 13 rebounds on 2/25 vs. Miami. Dished out a season-high 10 assists on 3/6 vs. Sacramento. In same game, tallied 32 points and five steals, becoming only second player in the NBA this season with 30+ points, 10+ assists and five-plus steals

in same game (Westbrook). Also became just the second player in Magic history with 30+ points, 10+ assists and five-plus steals in same game (Armstrong, Nov. 24, 1999). Recorded at least one steal 62 times and two-or-more steals 38 times, including a career-high-tying five steals on 3/6 vs. Sacramento. During 2015 NBA All-Star Weekend, tallied a team-high-tying 22 points, four assists, three rebounds and team-high-tying four steals for the United States during the BBVA Compass Rising Stars Challenge. Also finished second in the Sprite Slam Dunk contest to Minnesota's Zach Lavine. Missed ten games due to injury: missed nine games due to a facial fracture and once due to a sore right Achilles. **2013-14:** Played in 80 games (44 starts) during his rookie campaign with Orlando, averaging 13.8 points, 4.1 rebounds, 4.1 assists and a team-high 1.61 steals in 31.1 minutes. As a starter, averaged 14.7 points, 4.6 rebounds, 4.5 assists and 1.93 steals in 35.5 minutes. Tied for 15th in the NBA in steals. Also ranked among all NBA rookies in scoring (2nd), rebounding (T-8th), assists (3rd), FG percentage (.419, 8th), three-point FG percentage (.327, T-7th), FT percentage (.780, 6th), steals (2nd) and minutes played (3rd). Named to the 2013-14 NBA All-Rookie First Team. Named NBA's Rookie of the Month for both December 2013 and February 2014. Became just the second rookie in Magic history with 1,000+ points, 300+ assists and 100+ steals in a season (Hardaway). Led (or tied) the team in scoring 13 times, in rebounding twice and in assists 18 times. Scored in double figures 62 times had 20+ points 12 times and 30+ points twice, including 35 points on 1/15 vs. Chicago. Became the first Magic rookie to have 35+ points and eight-plus assists in the same game on 1/15 vs. Chicago. Also logged a career-high 57 minutes in the same game, the most ever by a Magic rookie and the most by an NBA rookie since Feb. 22, 1954. On

## REGULAR SEASON Career Highs

Minutes	57	01/15/2014	Orlando vs. Chicago
Field Goals	16	03/18/2016	Orlando vs. Cleveland
Field Goal Attempts	27	10/30/2015	Orlando vs. Oklahoma City
Three-Point Field Goals	6	03/18/2016	Orlando vs. Cleveland (Twice)
Three-Point Attempts	10	10/30/2015	Orlando vs. Oklahoma City
Free Throws	13	11/25/2015	Orlando vs. New York
Free Throw Attempts	15	11/25/2015	Orlando vs. New York
Offensive Rebounds	4	03/20/2015	Orlando vs. Portland
Defensive Rebounds	13	10/30/2015	Orlando vs. Oklahoma City
Rebounds	13	02/19/2016	Orlando vs. Dallas (3 times)
Assists	14	02/21/2014	Orlando vs. New York
Steals	5	04/01/2016	Orlando vs. Milwaukee (9 times)
Turnovers	9	11/16/2013	Orlando vs. Dallas
Blocked Shots	4	04/01/2016	Orlando at Milwaukee (Twice)
Points	45	03/18/2016	Orlando vs. Cleveland

## NBA REGULAR SEASON STATISTICS

SEASON/TEAM	G-GS	MIN	3-PT. FG			Rebounds					Averages								
			FGM-FGA	PCT	FTM-FTA	PCT	OFF	DEF	TOT	AST	STL	TO	BLK	PTS	RPG	APG	PPG		
13-14 Orlando	80-44	2487	392-936	.419	74-226	.327	248-318	.780	43	286	329	327	129	256	37	1106	4.1	4.1	13.8
14-15 Orlando	72-71	2573	473-1086	.436	84-248	.339	262-320	.819	51	251	302	295	120	204	19	1292	4.2	4.1	17.9
15-16 Orlando	72-52	2379	425-970	.438	98-282	.348	205-247	.830	48	297	345	282	116	153	54	1153	4.8	3.9	16.0
<b>TOTALS</b>	<b>224-167</b>	<b>7439</b>	<b>1290-2992</b>	<b>.431</b>	<b>256-756</b>	<b>.339</b>	<b>715-885</b>	<b>.808</b>	<b>142</b>	<b>834</b>	<b>976</b>	<b>904</b>	<b>365</b>	<b>613</b>	<b>110</b>	<b>3551</b>	<b>4.4</b>	<b>4.0</b>	<b>15.9</b>

2/21 vs. New York, recorded 30 points and a career-high 14 assists, becoming just the fourth NBA rookie over the last 20 years with 30+ points and 14+ assists in the same game (Kidd, Iverson, Francis). Recorded first triple-double of NBA career on 12/3 at Philadelphia with 26 points, 10 rebounds and 10 assists in 52 minutes. Had six double-doubles. Tallied double figures in rebounding three times. Dished out 10+ assists in six games. Had at least one steal in 66 games and two-or-more steals 38 times, including a career-high five steals four times, the last time on 2/23 at Toronto. Had at least one blocked shot 27 times and two-or-more blocks eight times. Participated in the 2014 BBVA Rising Stars Challenge at NBA All-Star Weekend, tallying 13 points, four assists and one rebound in 20 minutes. Also participated in the Taco Bell Skills Challenge with Philadelphia's Michael Carter-Williams, finishing in second place just 0.1 seconds behind the winning time. Made his NBA debut on 10/29 at Indiana, tallying 12 points, three rebounds, two assists and one steal in 23 minutes. Scored first NBA points on a three-pointer (first shot attempt) with 2:57 left in the first quarter. Made first NBA start on 11/20 vs. Miami, recording 20 points, four rebounds, two assists, five steals and two blocks in 36 minutes. Missed two games due to a sore left ankle.

#### COLLEGE

Appeared in 104 career games at Indiana University, averaging 10.7 points, 5.2 rebounds, 1.7 assists and 1.55 steals in 24.6 minutes and shot .538 (406-754) from the field during his collegiate career...Ranks third in IU history in career steals (161) and scored 1,117 points with the Hoosiers. **2012-13 (Junior):** Played and started in all 36 games, averaging 13.6 points, 6.3 rebounds, 2.1 assists and 2.17 steals in 28.4 minutes while shooting .599 (182-304) from the field and .441 (30-68) from three-point range. Helped the Hoosiers reach their second straight trip to the NCAA Sweet Sixteen and Indiana's first outright Big Ten regular season championship since 1993. Set an Indiana single-season record in steals (78) while leading the Big Ten in field goal percentage

and steals. Named First Team All-American by The Associated Press, The Sporting News and the NABC, earned The Sporting News National Player of the Year, and was named Big Ten Defensive Player of the Year. Also a finalist for the Wooden Award and the Oscar Robertson Trophy, given to the National Player of the Year. Scored in double figures 30 times, including a career-high 26 points on 2/10 at Ohio State. **2011-12 (Sophomore):** Appeared in 36 games (34 starts), averaging 10.8 points, 5.3 rebounds, 2.0 assists and 1.36 steals in 26.7 minutes. Earned Big Ten All-Defensive Team honors and was named Honorable Mention All-Big Ten. Finished eighth in the conference in steals. **2010-11 (Freshman):** Played in 32 games (five starts), averaging 7.4 points, 3.7 rebounds and 1.06 steals in 18.0 minutes, while shooting .547 from the field.

#### PERSONAL

Son of Chris and Joan Oladipo. Has three sisters, Kristine, Kendra and Victoria, who is his twin. Chosen to the 2014 USA Men's Select Team. Was a sports communications/broadcast major at Indiana. Recognized for his tremendous efforts in the Central Florida community as the winner of the Rich and Helen DeVos Community Enrichment Award in both 2015 (co-winner with Tobias Harris) and 2016. Served Thanksgiving breakfast to residents at the Coalition for the Homeless in 2015. Surprised an underprivileged Central Florida family with a KIA car during the 2015 holidays. Hosted a holiday party in 2015 for hearing impaired youth and their families at the UCF Listening Center. Assisted the Magic and UnitedHealthcare staff in assembling 12,500 Hi-Five Kids Packs for Second Harvest Food Bank in 2016. During the summer of 2014, hosted an Orlando Magic youth basketball camp. Played high school basketball at famed DeMatha High School, which has produced 13 NBA players, including Adrian Dantley, Danny Ferry, Sidney Lowe and former Magic swingman Keith Bogans. Enjoys to sing and watch movies during his spare time. Fan of the NFL's Washington Redskins.





# CAMERON PAYNE

POSITION: Guard HEIGHT: 6-3 WEIGHT: 185

**BIRTHDATE**  
8/08/94

**BIRTHPLACE**  
Memphis, TN

**HIGH SCHOOL**  
Lausanne Collegiate School (Memphis, TN)

**COLLEGE**  
Murray State

**HOW ACQUIRED**  
Selected by Oklahoma City in the first round (No. 14 overall) of the 2015 NBA Draft.

**CURRENT NBA SEASON**  
2nd NBA season



## 2015-16 SEASON AVERAGES

Appeared in 57 games (one start) and averaged 5.0 points, 1.5 rebounds and 1.9 assists in 12.2 minutes.

## 2015-16

Made his first NBA start at San Antonio (4/12), scoring a career-best 17 points with seven assists and three rebounds in 40 minutes. Dished out a career-best eight assists vs. New Orleans (2/11). Scored a career-high 16 points (5-6 shooting) in 16 minutes vs. Milwaukee (12/29). Made his NBA debut in the Thunder's third game of the season vs. Denver (11/1), dishing out three assists and picking up one steal in four minutes. Ten games of double-digit scoring. Led team in scoring once and assists twice. Twenty-two games DNP – Coach's Decision. Two games DNP – Inactive. One game DNP – Concussion.

## NBA D-LEAGUE

**2015-16:** In two games (two starts) with the Oklahoma City Blue, averaged 23.5 points, 7.0 assists, 3.5 rebounds and 2.0 steals in 34.0 minutes.

## PLAYOFFS

In 10 games, averaging 1.8 points and 0.8 assists in 6.4 minutes. Scored his first postseason points by scoring five in six minutes on 4/25 vs. Dallas. Made his NBA postseason debut on 4/21 at Dallas, registering an assist in four minutes of play.

## COLLEGE

In 69 games at Murray State, averaged 18.5 points, 5.7 assists, 3.7 rebounds and 1.8 steals in 32.4 minutes. **Sophomore (2014-15):** Averaged 20.2 points and dished out 6.0 assists to rank 13th and 15th among NCAA Division I players, respectively. Finished first in the Ohio Valley Conference in points and second in both assists and steals. Ranked 34th in the country in steals per game (1.9). Shot 45.6 percent from the field, 78.7 from the line and 37.7 from three-point range. Named the Lute Olson Player of the Year, an award given to the top NCAA player with at least two seasons of experience. Selected as the Ohio Valley Conference MVP. Named an AP All-America Honorable Mention and a CBS Sports

Third Team All-American. Selected to the Cousy Award Watch List for the nation's top point guard and Naismith Trophy Semifinalist for the country's top player. Finished the year three assists shy of the school's single-season assist mark (212). Became the second fastest Murray State player to score 1,000 career points, reaching the mark in only 57 games. Helped the Racers to a 29-6 season, which included an OVC championship and a 25-game winning streak (second-longest in the nation). Scored 30+ points on three occasions. **Freshman (2013-14):** Averaged 16.8 points, 5.4 assists and 1.7 steals. Ranked 33rd in the nation in assists per game. Named All-Ohio Valley Conference First Team and Ohio Valley Conference Freshman of the Year. Earned a MSU record nine OVC Freshman of the Week awards. Selected to the OVC All-Tournament Team. Voted NABC All-District 19 and College Sports Madness Freshman of the Year for the mid-major level. Named CollegeInsider.com Tournament MVP. Shot 40.4 percent from the field, 77.4 from the line and 34.1 percent from three-point range.

## PERSONAL:

Son of Tony and Leshawn Payne. As a high school senior at Lausanne Collegiate School in Memphis, was rated the 41st-best point guard in the 2013 recruiting class by ESPN.com. Helped lead Lausanne Collegiate to the Tennessee 2A Private School championship. Named Mr. Basketball & Tennessee Sports Writer's Association All-State. Named to the Memphis Commercial Appeal Best of Preps All-City Team three times.



## REGULAR SEASON Career Highs

Minutes	40	04/12/2016	OKC at San Antonio
Field Goals	8	04/12/2016	OKC at San Antonio
Field Goal Attempts	20	04/12/2016	OKC at San Antonio
Three-Point Field Goals	4	01/26/2016	OKC at New York
Three-Point Attempts	6	04/12/2016	OKC at San Antonio (Twice)
Free Throws	4	12/29/2015	OKC vs. Milwaukee
Free Throw Attempts	4	02/03/2016	OKC vs. Orlando (Twice)
Offensive Rebounds	1	04/12/2016	OKC at San Antonio (9 times)
Defensive Rebounds	5	01/20/2016	OKC vs. Charlotte
Rebounds	5	01/20/2016	OKC vs. Charlotte (Twice)
Assists	8	02/11/2016	OKC vs. New Orleans
Steals	4	01/19/2016	OKC at Denver (Twice)
Turnovers	6	04/12/2016	OKC at San Antonio
Blocked Shots	1	03/16/2016	OKC at Boston (6 times)
Points	17	04/12/2016	OKC at San Antonio

## NBA REGULAR SEASON STATISTICS

SEASON/TEAM	G-GS	MIN	FGM-FGA	PCT	3-PT FG		FTM-FTA	PCT	Rebounds					AST	STL	TO	BLK	PTS	Averages		
					FGM-FGA	PCT			OFF	DEF	TOT	RPG	APG						PPG		
15-16 OKC	57-1	698	114-278	.410	36-111	.324	19-24	.792	9	76	85	108	36	44	6	283	1.5	1.9	5.0		
<b>TOTALS</b>	<b>57-1</b>	<b>698</b>	<b>114-278</b>	<b>.410</b>	<b>36-111</b>	<b>.324</b>	<b>19-24</b>	<b>.792</b>	<b>9</b>	<b>76</b>	<b>85</b>	<b>108</b>	<b>36</b>	<b>44</b>	<b>6</b>	<b>283</b>	<b>1.5</b>	<b>1.9</b>	<b>5.0</b>		

## NBA PLAYOFF STATISTICS

SEASON/TEAM	G-GS	MIN	FGM-FGA	PCT	3-PT FG		FTM-FTA	PCT	Rebounds					AST	STL	TO	BLK	PTS	Averages		
					FGM-FGA	PCT			OFF	DEF	TOT	RPG	APG						PPG		
15-16 OKC	10-0	64	7-26	.269	2-10	.200	2-4	.500	0	4	4	8	2	8	2	18	0.4	0.8	1.8		
<b>TOTALS</b>	<b>10-0</b>	<b>64</b>	<b>7-26</b>	<b>.269</b>	<b>2-10</b>	<b>.200</b>	<b>2-4</b>	<b>.500</b>	<b>0</b>	<b>4</b>	<b>4</b>	<b>8</b>	<b>2</b>	<b>8</b>	<b>2</b>	<b>18</b>	<b>0.4</b>	<b>0.8</b>	<b>1.8</b>		



# 21 ANDRE ROBERSON

POSITION: Guard HEIGHT: 6-7 WEIGHT: 210

**BIRTHDATE**  
12/04/91

**BIRTHPLACE**  
Las Cruces, N.M.

**HIGH SCHOOL**  
Wagner (San Antonio, TX)

**COLLEGE**  
Colorado

**HOW ACQUIRED**  
Drafted by Minnesota as the 26th overall pick of the 2013 NBA Draft. Oklahoma City acquired Roberson's draft rights from Golden State (who acquired the pick earlier in the evening from Minnesota) in exchange for the draft rights to Archie Goodwin (selected No. 29 overall) and cash considerations.

**CURRENT NBA SEASON**  
4th NBA season



## CAREER AVERAGES

Appeared in 177 games (151 starts) and averaged 3.6 points and 3.4 rebounds in 18.3 minutes.

## 2015-16 AVERAGES

Appeared in 70 games (70 starts) and averaged 4.8 points and 3.6 rebounds in 22.2 minutes.

## 2015-16

Established new career-highs in points (337), field goal percentage (.496), three-point field goal percentage (.311), blocks (42), games played (70) and minutes (1553). Shot 28-79 (.354) from corner 3 this season. For the second consecutive season, he increased his three-point field goal percentage by six-plus percentage points. During the month of April he averaged 5.2 points, on .706 shooting from the floor (12-of-17 FG), and 5.4 rebounds in 20.2 minutes per game. Shot 6-of-7 from the field to score 13 points vs. LA Clippers (3/9). Pulled down a season-best 11 boards at Golden State (3/3). Scored a career-high 15 points on 7-of-9 shooting at LA Lakers (12/23). Seven games of double-digit scoring. Two game of double-digit rebounds. Led team in rebounding twice. One game DNP – Flu-Like Symptoms. Nine games DNP – Right Knee Sprain. One game DNP – Rest.

## NBA CAREER

**2014-15:** Recorded his first career double-double with career highs in points (10) and rebounds (12) against Golden State (12/18). Followed up the next night by tying his then-career high of 10 points while holding Kobe Bryant to nine points on 3-of-15 shooting at LA Lakers (12/19). Blocked a career-high four shots vs. Brooklyn (11/21). Shot 5-of-6 from the field (2-of-3 from three) to score a career-best 12 points at Denver (2/9). Tied his career high of 12 rebounds in a win over Dallas (2/19). One double-double. Scored in double figures in four games. Two games of 10-plus rebounds. Eight games DNP – Left Foot

Sprain. Seven games DNP – Left Ankle Sprain. **2013-14:** Oklahoma City was 12-4 with Roberson in the starting lineup. Only player to start 10 or more games at both the NBA and D-League levels. 26 DNP's – Coach's Decision. 16 DNP's – Inactive.

## PLAYOFFS

In 20 games (18 starts) averaged 5.0 points, 5.2 rebounds, 1.2 steals and 1.0 blocks in 24.0 minutes. **2016:** In 18 games (18 starts), averaging 5.6 points, 5.6 rebounds, 1.3 steals and 1.1 blocks in 26.2 minutes. Notched his first career postseason double-double with playoff career highs in points (17) and rebounds (12) alongside a career-best five steals in Game 4 vs. Golden State (5/24). Sunk three three-pointers en route to 13 points vs. Golden State in Game 3 (5/22). Produced 14 points and seven rebounds vs. San Antonio in Game 6 (5/12) – shooting 5-of-8 from the field and 3-of-5 from three-point range. One double-double. **2014:** Appeared in two games and averaged 1.0 rebound in 4.5 minutes.

## NBA D-LEAGUE

During eight assignments with the Tulsa 66ers, appeared in 17 games (all starts) and averaged 15.9 points, 9.6 rebounds, 1.6 assists, 2.47 steals, 1.29 blocks and 31.7 minutes per contest.

## REGULAR SEASON Career Highs

Minutes ..... 37... 02/27/2016 ..... OKC vs. Golden State (Twice)  
Field Goals ..... 7..... 12/23/2015 ..... OKC at LA Lakers  
Field Goal Attempts ..... 9..... 02/27/2016 ..... OKC vs. Golden State (3 times)  
Three-Point Field Goals ..... 2..... 03/31/2016 ..... OKC vs. LA Clippers (9 times)  
Three-Point Attempts ..... 5..... 02/24/2016 ..... OKC at Dallas (Twice)  
Free Throws ..... 4..... 11/01/2014 ..... OKC vs. Denver  
Free Throw Attempts ..... 6..... 12/25/2014 ..... OKC at San Antonio  
Offensive Rebounds ..... 6..... 02/19/2015 ..... OKC vs. Dallas  
Defensive Rebounds ..... 10..... 12/18/2014 ..... OKC at Golden State  
Rebounds ..... 12..... 02/19/2015 ..... OKC vs. Dallas (Twice)  
Assists ..... 5..... 11/01/2014 ..... OKC vs. Denver  
Steals ..... 3..... 12/31/2015 ..... OKC vs. Phoenix (Twice)  
Turnovers ..... 4..... 11/25/2015 ..... OKC vs. Brooklyn (Twice)  
Blocked Shots ..... 4..... 12/23/2015 ..... OKC at LA Lakers (Twice)  
Points ..... 15..... 12/23/2015 ..... OKC at LA Lakers

## COLLEGE

The first Colorado player to lead the team in rebounding, blocked shots and steals for three consecutive seasons. The only CU player with career 1,000 points (1,012) and rebounds (1,045), 150 blocks (150) and steals (164), and 100 assists (119). Just 10 boards shy of becoming the school's all-time leading rebounder before leaving Colorado. In his tenure, the Buffs put together a school-record three consecutive 20-win seasons. **2012-13 (Junior):** The Pac-12 Conference's Defensive Player of The Year and a First-Team All Conference pick. Became the first CU player



## NBA REGULAR SEASON STATISTICS

SEASON/TEAM	G-GS	MIN	FGM-FGA	PCT	3-PT FG FGM-FGA	PCT	FTM-FTA	PCT	Rebounds					Averages					
									OFF	DEF	TOT	AST	STL	TO	BLK	PTS	RPG	APG	PPG
13-14 OKC	40-16	399	33-68	.485	2-13	.154	7-10	.700	36	58	94	15	19	19	10	75	2.4	0.4	1.9
14-15 OKC	67-65	1286	92-201	.458	21-85	.247	23-48	.479	60	195	255	70	53	46	29	228	3.8	1.0	3.4
15-16 OKC	70-70	1553	136-274	.496	32-103	.311	33-54	.611	79	172	251	47	53	35	42	337	3.6	0.7	4.8
TOTALS	177-151	3238	261-543	.481	55-201	.274	63-112	.563	175	425	600	132	125	100	81	640	3.4	0.7	3.6

## NBA POSTSEASON STATISTICS

SEASON/TEAM	G-GS	MIN	FGM-FGA	PCT	3-PT FG FGM-FGA	PCT	FTM-FTA	PCT	Rebounds					Averages					
									OFF	DEF	TOT	AST	STL	TO	BLK	PTS	RPG	APG	PPG
13-14 OKC	2-0	9	0-3	.000	0-0	---	0-0	---	0	2	2	0	0	0	0	0	1.0	0.0	0.0
15-16 OKC	18-18	471	40-86	.465	12-37	.324	8-20	.400	25	76	101	14	23	11	19	100	5.6	0.8	5.6
TOTALS	20-18	480	40-89	.449	12-37	.324	8-20	.400	25	78	103	14	23	11	19	100	5.2	0.7	5.0

in 22 years to average a double-double (10.9 ppg, 11.2 rpg) in consecutive years. Finished second nationally in rebounding. Posted two 20-rebound games. His average of 2.2 steals per game ranked 30th in NCAA D-1 and second in the Pac-12. His 1.3 bpg average ranked eighth in the conference. Selected to the John R. Wooden and the Naismith Player of the Year preseason Top-50 Watch lists. **2011-12 (Sophomore):** All-Pac-12 First Team, All-Defensive Team and All-Tournament Team. Averaged a double-double on the year (11.6 ppg, 11.1 rpg). Set the CU single-season rebounding record (401). Ranked third nationally and first in the Pac-12 in rebounds per game (11.1). Led the Pac-12 in blocks (1.9 bpg). Finished tied for fifth in NCAA D-1 in double-doubles (20). **2010-11 (Freshman):** Set the CU freshman record for rebounds (297) and blocks (42). Only the fourth freshman in Big 12 history to lead his team in rebounds, steals (51) and blocks (42). Tied for second in the league in rebounding

despite not starting a single game.

### PERSONAL

Full name is Andre Lee Roberson. Son of John and Lisa Roberson. Father played basketball collegiately at New Mexico State (1985-89) and professionally overseas for 12 years. Mother played volleyball at New Mexico State (1985-89). Has five sisters, Ashlee (a three-year basketball letterwinner at Texas Tech University and played professionally overseas); Amber (four-year volleyball letterwinner with the University of Texas); Arielle (as a member of the Colorado women's basketball team, was the 2013 Pac-12 Freshman of the Year and five-time conference Freshman of the Week recipient); Aaliyah; Arianna and one brother, Anthony. Sister, Arielle and Andre were the only brother-sister basketball siblings in the Pac-12 Conference in 2012-2013, and one of five nationally. Majored in Communication.



# 3

# DOMANTAS SABONIS

POSITION: Forward HEIGHT: 6-11 WEIGHT: 240

#### BIRTHDATE

5/3/96

#### BIRTHPLACE

Portland, OR

#### COLLEGE

Gonzaga

#### HOW ACQUIRED

Draft rights acquired from the Orlando Magic on Draft Night 2016 along with Victor Oladipo and Ersan Ilyasova in exchange for Serge Ibaka.

#### CURRENT NBA SEASON

Rookie

#### CAREER HIGHLIGHTS

Earned All-WCC First Team honors as a sophomore. Earned All-WCC Second Team, All-WCC Freshman Team, NIT All-Tournament Team, and NCAA South Regional All-Tournament Team honors as a freshman. At 18 was youngest member of Unicaja Malaga, but did not sign a contract with the Spanish club because of his desire to play collegiately in the United States. Played for Lithuania in the 2016 Olympics in Rio de Janeiro, Brazil.

#### INTERNATIONAL CAREER

Played in 35 games in 2013-14 for Unicaja Malaga, averaging 2.7 points and 2.2 rebounds. Was the youngest Unicaja player to debut in ACB (first-tier pro league in Spain) at 17 years, 5 months, 10 days. Played for Lithuania in the 2012 FIBA U-16 European tournament, averaging 14.1 points, 14.4 rebounds and 2.4 assists. Grabbed a tournament-high 27 rebounds against Poland in the tournament. Averaged 14.0 points, a tournament high 11.4 rebounds and 1.4 assists in the 2013 FIBA U-18 European tournament where he had a double-double of 22 points and 22 rebounds against Serbia in a 74-70 overtime victory. As 16-year-old, made debut with Unicaja Malaga in 2012 in a game against Cibona Zagreb. On Oct. 18, 2013, he debuted in the Euroleague against the two-time defending champions Olympiacos Piraeus. Named as one of best young European players in 2014.

#### COLLEGE

**2015-16 (Sophomore):** Scored a season-high 25 points along with 14 rebounds and four assists against San Francisco. Grabbed a season-high 20 rebounds along with 12 points against Pacific. Scored 21 points along with 16 rebounds in an NCAA Tournament game against Seton Hall. Scored 19 points along with 17 rebounds and five blocks in an NCAA Tournament game against Syracuse. Dished out a season-high seven assists along with 17 points and 13 rebounds against Saint Mary's. **2014-15 (Freshman):** Scored a season-high 19 points against St. Thomas Aquinas. Scored 14 points along with eight rebounds in his collegiate debut against Sacramento State. Grabbed a season-high 13 rebounds along with seven points against Saint Mary's. Scored 18 points along with nine rebounds in an NCAA Tournament game against Iowa. Scored 12 points along with eight rebounds in an NCAA Tournament game against UCLA.

#### PERSONAL

Son of NBA Hall of Famer and former Portland Trail Blazer Arvydas Sabonis. Born in 1996 between games four and five of the Trail Blazers' first-round playoff matchup with the Utah Jazz.



#### COLLEGE STATISTICS

SEASON/TEAM	G-GS	MIN	FGM-FGA	PCT	3-PT. FG		FTM-FTA	PCT	Rebounds							Averages			
					FGM-FGA	PCT			OFF	DEF	TOT	AST	STL	TO	BLK	PTS	RPG	APG	PPG
14-15 Gonzaga	38-1	822	145-217	.668	0-0	---	79-119	.664	82	186	268	33	17	59	12	369	7.1	0.9	9.7
15-16 Gonzaga	36-31	1149	239-391	.611	5-14	.357	150-195	.769	110	316	426	64	22	92	31	633	11.8	1.8	17.6
<b>TOTALS</b>	<b>74-32</b>	<b>1971</b>	<b>384-608</b>	<b>.632</b>	<b>5-14</b>	<b>.357</b>	<b>229-314</b>	<b>.729</b>	<b>192</b>	<b>502</b>	<b>694</b>	<b>97</b>	<b>39</b>	<b>151</b>	<b>43</b>	<b>1002</b>	<b>9.4</b>	<b>1.3</b>	<b>13.5</b>



# 15 KYLE SINGLER

POSITION: Forward HEIGHT: 6-8 WEIGHT: 228

#### BIRTHDATE

5/4/88

#### BIRTHPLACE

Medford, OR

#### HIGH SCHOOL

South Medford (Medford, OR)

#### COLLEGE

Duke

#### HOW ACQUIRED

Acquired from Detroit Pistons on 2/19/15 along with D.J. Augustin in exchange for Reggie Jackson.

#### CURRENT NBA SEASON

5th NBA season

#### CAREER AVERAGES

Appeared in 312 games (170 starts) and averaged 7.1 points, 3.1 rebounds and 0.8 assists in 23.6 minutes.

#### 2015-16 SEASON AVERAGES

Appeared in 68 games (two starts) and averaged 3.4 points and 2.1 rebounds in 14.4 minutes.

#### 2015-16

Tallied 11 points on 3-of-5 shooting from behind the three-point line at Sacramento (2/29). Scored a season-high 11 points on 4-of-4 shooting (3-of-3 from three) vs. Charlotte (1/20). Three games of double-digit scoring. Ten games DNP – Coach's Decision. Three games DNP – Lower Back Soreness.

#### NBA CAREER

**2014-15:** Acquired by Oklahoma City from the Detroit Pistons through trade on 2/19. Swiped a season-high three steals vs. Houston (1/31). Tied a season-high six rebounds vs. Cleveland (1/27). Connected on a career-high six three-pointers vs. Philadelphia (1/17). Dished out a career-high five assists vs. Atlanta (1/9). Scored a season-high-tying 21 points vs. Philadelphia (12/6). Recorded his 200th career assist at Toronto (1/25) and recorded his 700th career rebound at Brooklyn (12/21). Scored in double figures in 12 games. Scored 20-plus points on three occasions. **2013-14:** Played in all 82 games (36 starts) averaging a career-high 9.6 points and 3.7 rebounds in 28.5 minutes per game. Played in all 82 games for the second consecutive season - one of only two Pistons (Greg Monroe) to do so this season. In 36 games as a starter, averaged 11.3 points, 3.8 rebounds and 1.3 assists. Led the team in scoring twice.





Scored 10-plus points 42 times and 20-plus four times. Grabbed 10-plus rebounds once and recorded one points/rebounds double-double. Scored a career-high 22 points (9-13 FG) vs. Atlanta (11/22). Tied career-high 10 rebounds vs. Philadelphia (2/1) and dished out a season-high three assists six times. Recorded career-high five steals vs. Sacramento (3/11) and blocked a season-high three shots at New Orleans (3/11). Made a career-high four 3-pointers three times [at Miami (12/3), vs. Atlanta (2/21) and vs. Cleveland (3/26)]. **2012-13:** Named to the 2012-13 NBA All-Rookie Second Team. Played in all 82 games (74 starts) averaging 8.8 points and 4.0 rebounds in 28.0 minutes per game. Was the only Piston to play in all 82 games. His 74 starts were the second-most by a rookie since 1981-82 (Kelly Tripucka - 82). Among NBA rookie league leaders, ranked fourth in scoring (8.8 ppg), sixth in rebounds (4.0 rpg), 10th in assists (0.9 apg), fifth in 3-point field goal percentage (.350), fifth in steals (0.7 spg), sixth in blocks (0.5 bpg) and second in minutes (28.0 mpg). Led the team in scoring once, in rebounds once and in assists twice. Scored 10-plus points 35 times and 20-plus once. Recorded one points/rebounds double-double. Scored then career-high 20 points vs.



#### REGULAR SEASON Career Highs

Minutes.....	46	03/15/2014	.....	Detroit vs. Indiana (Twice)
Field Goals.....	9	11/22/2013	.....	Detroit vs. Atlanta (Twice)
Field Goal Attempts.....	17	01/10/2014	.....	Detroit at Philadelphia (Twice)
Three-Point Field Goals.....	6	01/17/2015	.....	Detroit vs. Philadelphia
Three-Point Attempts.....	8	01/17/2015	.....	Detroit vs. Philadelphia
Free Throws.....	8	02/12/2014	.....	Detroit vs. Cleveland
Free Throw Attempts.....	8	02/12/2014	.....	Detroit vs. Cleveland (3 times)
Offensive Rebounds.....	5	02/01/2014	.....	Detroit vs. Philadelphia (6 times)
Defensive Rebounds.....	8	11/26/2012	.....	Detroit vs. Portland
Rebounds.....	10	02/01/2014	.....	Detroit vs. Philadelphia (Twice)
Assists.....	5	03/29/2015	.....	OKC at Phoenix (4 times)
Steals.....	5	03/11/2014	.....	Detroit vs. Sacramento
Turnovers.....	6	01/11/2014	.....	Detroit vs. Phoenix
Blocked Shots.....	4	11/10/2012	.....	Detroit at Houston
Points.....	22	11/22/2013	.....	Detroit vs. Atlanta

#### NBA REGULAR SEASON STATISTICS

SEASON/TEAM	G-GS	MIN	3-PL. FG			Rebounds										Averages			
			FGM-FGA	PCT	FGM-FGA	PCT	FTM-FTA	PCT	OFF	DEF	TOT	AST	STL	TO	BLK	PTS	RPG	APG	PPG
12-13 Detroit	82-74	2293	275-642	.429	70-200	.350	100-124	.806	109	221	330	77	57	98	37	720	4.0	0.9	8.8
13-14 Detroit	82-36	2337	269-602	.447	94-246	.382	152-184	.826	116	167	303	75	61	79	38	784	3.7	0.9	9.6
14-15 OKC/Detroit	80-58	1743	172-446	.386	96-241	.398	40-52	.769	33	161	194	85	47	55	21	480	2.4	1.1	6.0
15-16 OKC	68-2	997	86-221	.389	30-97	.309	29-44	.659	50	91	141	24	30	32	9	231	2.1	0.4	3.4
<b>TOTALS</b>	<b>312-170</b>	<b>7350</b>	<b>802-1911</b>	<b>.420</b>	<b>290-784</b>	<b>.370</b>	<b>321-404</b>	<b>.795</b>	<b>308</b>	<b>660</b>	<b>968</b>	<b>261</b>	<b>195</b>	<b>264</b>	<b>105</b>	<b>2215</b>	<b>3.1</b>	<b>0.8</b>	<b>7.1</b>

#### NBA PLAYOFF STATISTICS

SEASON/TEAM	G-GS	MIN	3-PL. FG			Rebounds										Averages			
			FGM-FGA	PCT	FGM-FGA	PCT	FTM-FTA	PCT	OFF	DEF	TOT	AST	STL	TO	BLK	PTS	RPG	APG	PPG
15-16 OKC	6-0	51	3-9	.333	2-4	.500	0-2	.000	1	6	7	0	1	0	0	8	1.2	0.0	1.3
<b>TOTALS</b>	<b>6-0</b>	<b>51</b>	<b>3-9</b>	<b>.333</b>	<b>2-4</b>	<b>.500</b>	<b>0-2</b>	<b>.000</b>	<b>1</b>	<b>6</b>	<b>7</b>	<b>0</b>	<b>1</b>	<b>0</b>	<b>0</b>	<b>8</b>	<b>1.2</b>	<b>0.0</b>	<b>1.3</b>

Cleveland (2/1), grabbed then career-high 10 rebounds vs. Portland (11/26) and dished out career-high tying five assists twice [vs. Portland (11/26) and vs. Boston (1/20)]. Blocked career-high four shots at Houston(11/10) and swiped career-high three steals five times. His 70 3-point field goals are the second most made by a rookie in franchise history (Brandon Knight - 105).

#### INTERNATIONAL CAREER

Played the 2011-12 season in Spain with CB Lucentum Alicante (10 games) and Real Madrid (32 games including eight Euroleague games). In 10 games with Alicante, averaged 14.4 points while shooting 46.7% from the field and 3.4 rebounds. Averaged 7.8 points and 2.2 rebounds in 24 Spanish League games for Real Madrid. Played in eight Euroleague games and averaged 8.1 points and 4.3 rebounds while helping Real Madrid reach the Spanish League championship finals.

#### PLAYOFFS

In 2016, appeared in six games, averaging 1.3 points and 1.2 rebounds in 8.5 minutes. Made his NBA postseason debut vs. Dallas on 4/16, registering six points (2-of-2 from three-point range) with three rebounds.

#### COLLEGE

Set Duke career records for games played (148-tied), consecutive games played (148), games started (147) and minutes played (4,887). Played in 125 Duke victories throughout his career which ranks second all-time in ACC history. Ranks fourth on Duke's all-time scoring list (2,392) and tied Johnny Dawkins for the school record for double-figure scoring games (129). Joined Art Heyman and Christian Laettner as the only three players in Duke history to top 600 points in three straight seasons and is the 11th player in school history to score 2,000-plus points. Named a honorable mention All-American by The Associated Press twice (sophomore and senior year) and first team All-ACC twice (junior and

senior seasons). Was named as a finalist as a senior for the Wooden Award, Oscar Robertson Trophy, Naismith Trophy and Lowe's Senior Class Award. Led Duke to an NCAA title his junior year and was named NCAA Final Four Most Outstanding Player. Was named a second team All-ACC selection as a sophomore as well as ACC Rookie of the Year and third team All-ACC as a freshman. Is the only player in ACC history to amass over 2,000 points, 1,000 rebounds, 300 offensive rebounds, 250 three-point field goals, 200 assists, 100 blocked shots and 100 steals. **2010-11 (Senior):** Averaged 16.9 points, 6.8 rebounds, 1.6 assists and 34.8 minutes in 37 games. Finished fifth in the ACC in scoring, was selected to the ACC All-Tournament first team following Duke's three-game championship run and was a USBWA and NABC First Team All-District choice. Scored 20-plus points 12 times during the year. Matched a career-high with 30 points (5-5 3FG) against Oregon at the Rose Garden in Portland. **2009-10 (Junior):** Averaged a career-high 17.7 points, 7.0 rebounds, 2.4 assists, 1.0 steals and 35.9 minutes per game in a school-record-tying 40 starts. Shot a career-high 39.9% (85-213 3FG) from three-point range. Posted 19 points, nine rebounds and two blocks in the NCAA Championship game win over Butler en route to being named Final Four Most Outstanding Player. Claimed MVP honors in the ACC Tournament by scoring 20 points (season-high 14-16 FT) vs. Georgia Tech, 27 points, eight rebounds and six assists vs. Miami and 25 points, 10 rebounds and two steals vs. Virginia Tech. Scored a career-high 30 points (8-10 3FG) earlier in the season vs. Georgia Tech in league play. **2008-09 (Sophomore):** Averaged 16.5 points, 7.7 rebounds, 2.4 assists, 1.5 steals, 1.0 blocks and 32.2 minutes per game in 37 games. Recorded nine double-doubles. **2007-08 (Freshman):** Started all 34 games as a freshman and ranked second on the team in scoring (13.3 ppg), three-pointers (51) and minutes played (28.6 mpg). Tied for the team lead in rebounds (5.8 rpg).



# O

# RUSSELL WESTBROOK

POSITION: Guard HEIGHT: 6-3 WEIGHT: 200

**BIRTHDATE**

11/12/88

**BIRTHPLACE**

Long Beach, CA

**HIGH SCHOOL**

Leuzinger (Lawndale, CA)

**COLLEGE**

UCLA

**HOW ACQUIRED**

Selected by the Oklahoma City Thunder in the first round (No. 4 overall) of the 2008 NBA Draft.

**CURRENT NBA SEASON**

9th NBA season

### CAREER AVERAGES


Appeared in 587 games (570 starts) and averaged 21.5 points, 5.6 rebounds, 7.6 assists and 1.7 steals in 34.0 minutes.

### 2015-16 SEASON AVERAGES

Appeared in 80 games (80 starts) and averaged 23.5 points (8th in the NBA), 10.4 assists (2nd in the NBA), 7.8 rebounds and 2.04 steals (5th in the NBA) in 34.4 minutes.

### 2015-16

Established new career-highs in assists (834), rebounds (626) and steals (163). Recorded 18 triple-doubles including 54 double-doubles. His 18 triple-doubles are tied for the most in one season since 1981-82 when Magic Johnson also recorded 18. OKC was 18-0 when he recorded a triple-double - the longest winning streak by a player in games in which he had a triple-double in a single season in NBA history and the longest such streak overall since the Lakers won 24 consecutive games when Magic Johnson had a triple-double from Nov. 1984 to Nov. 1987. Recorded a triple-double by halftime vs. LAL (4/11), becoming the first player since Kevin Johnson in 1997 to register one in the first half. It marked the second time in his career that he has recorded a triple double in less than 24 minutes. His seven triple-doubles in the month of March matches Michael Jordan (April 1989) for the most triple-doubles in a calendar month in the past 40 years and helped propel Westbrook to earn Western Conference Player of the Month honors for the second time this season. Voted a starter for the 2016 NBA All-Star Game and totaled 31 points, eight rebounds and five assists in the West's 196-173 win. Pulled down a career-high 19 rebounds vs. Orlando (2/3), joining Jason Kidd as the only two guards with a 19 rebound game in the last 25 NBA seasons. Named Western Conference Player of the Month for December alongside teammate Kevin Durant after averaging 23.8 points, 8.9 assists, 5.9 rebounds and a league-best 2.73 steals while tallying three 30-point games and seven double-digit assist contests. After tallying 121 points and 37 assists in his first week of the season, became the first player with at least 120 points and 35 assists through four games since Nate Archibald in 1972. Totaled 48 points, 11 rebounds and 8 assists at Orlando (10/30) alongside 43 points from Kevin Durant. The duo has scored 40-plus points in the same game on three occasions throughout their careers, the most by any two



teammates in NBA history. Scored 40-plus points four times. Scored 30-plus points 13 times. Scored 20-plus points 58 times. Scored in double figures in 77 games. Forty-eight games of double-digit assists. Twenty-four games of double-digit rebounds. Fifty-four double-doubles. DNP - Rest twice. During the he opened three Russell's Reading Rooms in Oklahoma City bringing his grand total to eight. In March, hosted his 6th annual Why Not? Foundation Bowl. In December, hosted 65 homeless children at his 4th Annual Christmas Party at City Rescue Mission, giving away new shoes and backpacks. For Thanksgiving, Westbrook hosted his annual Thanksgiving Dinner at the Boys and Girls Club in Oklahoma City.

### NBA CAREER

**2014-15:** Led the NBA in scoring with an average of 28.1 points and ranked second in steals (2.1) and fourth in assists (8.6). Named to the Western Conference All-Star team for the fourth time. Named the 2015 Kia All-Star MVP after leading the West to a 163-158 win on 41 points, five rebounds and three steals in 26 minutes at Madison Square Garden. Joined Wilt Chamberlain and Michael Jordan as the only three players to score 40 or more points in an NBA All-Star Game, finishing one point shy of Chamberlain's ASG scoring record of 42 points. Named Western Conference Player of Month for April after averaging 32.5 points, 8.0 rebounds, 8.1

assists and 1.63 steals in. Earned Western Conference Player of the Month for March after averaging an NBA-high 30.9 points while ranking second in assists (10.20) and steals (2.5) and totaling four triple-doubles. Named Western Conference Player of the Month for February after averaging 31.2 points, 9.1 rebounds and 10.3 assists, joining Oscar Robertson as the only two players in NBA history to average 30 points, 10 assists and eight rebounds in a calendar month. Scored 20-plus points in a career-best 15 consecutive games (11/28-12/26). Recorded 20-plus points, 5-plus rebounds and 5-plus assists in a career-best nine consecutive games (11/28-12/16). Opened the 2014-15 season with a 38-point performance at Portland (10/29) which represented the second-most points for a Thunder player on opening night in the OKC era. Scored a then-career-high-tying 45 points on a career-best 18 made field goals (31 attempts) alongside six rebounds and six assists in a win at New Orleans (2/4). With that performance, he became the first player in the 2014-15 season to post 40-plus points, five-plus rebounds and five-plus assists. Became the fourth player in NBA history with at least 45 points, five rebounds and five assists in back-to-back games (joins Kobe Bryant, Wilt Chamberlain and Elgin Baylor) with performances on 2/4 and 2/6, both against New Orleans. Recorded 21 points, a career-high 17 assists and eight rebounds in just 27 minutes vs. Denver (2/22), joining Magic Johnson as the only two players in NBA history to finish with 20-plus points, 15-plus assists and five-plus rebounds in under 30 minutes played. Recorded his third triple-double of the season with 20 points, 11 rebounds and 10 assists in 28 minutes on vs. Indiana (2/24), becoming the fourth player (Larry Bird, Magic Johnson, Fat Lever) in the shot clock era to produce a triple-double in under 30 minutes played on three occasions. Used a career-high 49 points and 15 rebounds along with 10 assists to become the first player since Michael Jordan to four straight triple-doubles vs. Philadelphia (3/4). His 49 points marked the most in a triple-double performance in the past 30 years (tied with Larry Bird). First player in Thunder history to score 40-plus points in three

### REGULAR SEASON Career Highs

Minutes	50	03/23/2012	OKC vs. Minnesota (Twice)
Field Goals	21	04/12/2015	OKC at Indiana
Field Goal Attempts	43	04/12/2015	OKC at Indiana
Three-Point Field Goals	5	11/18/2015	OKC at Memphis (3 times)
Three-Point Attempts	15	04/12/2015	OKC at Indiana
Free Throws	20	02/01/2009	OKC at Sacramento
Free Throw Attempts	22	03/18/2015	OKC vs. Boston (Twice)
Offensive Rebounds	8	02/11/2009	OKC at Portland
Defensive Rebounds	13	11/13/2015	OKC vs. Philadelphia
Rebounds	19	02/03/2016	OKC vs. Orlando
Assists	19	03/09/2016	OKC vs. LA Clippers
Steals	8	02/06/2010	OKC at Golden State
Turnovers	11	11/27/2015	OKC vs. Detroit
Blocked Shots	4	04/25/2012	OKC vs. Denver
Points	54	04/12/2015	OKC at Indiana

### NBA REGULAR SEASON STATISTICS

SEASON/TEAM	G-GS	MIN	FGM-FGA	PCT	3-PT. FG FGM-FGA	PCT	FTM-FTA	PCT	Rebounds							Averages			
									OFF	DEF	TOT	AST	STL	TO	BLK	PTS	RPG	APG	PPG
08-09 OKC	82-65	2668	436-1095	.398	35-129	.271	349-428	.815	178	221	399	435	110	274	16	1256	4.9	5.3	15.3
09-10 OKC	82-82	2812	485-1160	.418	23-104	.221	329-422	.780	143	258	401	652	108	268	34	1322	4.9	8.0	16.1
10-11 OKC	82-82	2847	614-1390	.442	34-103	.330	531-631	.842	121	258	379	670	155	316	30	1793	4.6	8.2	21.9
11-12 OKC	66-66	2331	578-1266	.457	62-198	.316	340-413	.823	96	205	301	362	112	239	21	1558	4.6	5.5	23.6
12-13 OKC	82-82	2861	673-1535	.438	97-300	.323	460-575	.800	111	317	428	607	145	273	24	1903	5.2	7.4	23.2
13-14 OKC	46-46	1412	346-791	.437	68-214	.318	242-293	.826	55	208	263	319	88	177	7	1002	5.7	6.9	21.8
14-15 OKC	67-67	2302	627-1471	.426	86-288	.299	546-654	.835	124	364	488	574	140	293	14	1886	7.3	8.6	28.1
15-16 OKC	80-80	2749	656-1444	.454	101-341	.296	465-573	.812	145	481	626	834	163	342	20	1878	7.8	10.4	23.5
TOTALS	587-570	19983	4415-10152	.435	506-1675	.302	3262-3989	.818	973	2312	3285	4453	1021	2182	166	12598	5.6	7.6	21.5

### NBA PLAYOFF STATISTICS

SEASON/TEAM	G-GS	MIN	FGM-FGA	PCT	3-PT. FG FGM-FGA	PCT	FTM-FTA	PCT	Rebounds							Averages			
									OFF	DEF	TOT	AST	STL	TO	BLK	PTS	RPG	APG	PPG
09-10 OKC	6-6	212	43-91	.473	5-12	.417	32-38	.842	10	26	36	36	10	14	1	123	6.0	6.0	20.5
10-11 OKC	17-17	638	135-343	.394	14-48	.292	121-142	.852	36	55	91	108	24	78	6	405	5.4	6.4	23.8
11-12 OKC	20-20	767	177-407	.435	18-65	.277	89-111	.802	22	87	109	117	31	45	8	461	5.5	5.8	23.1
12-13 OKC	2-2	68	17-41	.415	2-9	.222	12-14	.857	1	12	13	14	6	8	0	48	6.5	7.0	24.0
13-14 OKC	19-19	735	167-398	.420	28-100	.280	145-164	.884	45	93	138	153	41	83	6	507	7.3	8.1	26.7
15-16 OKC	18-18	674	159-393	.405	34-105	.324	116-140	.829	41	83	124	198	46	78	2	468	6.9	11.0	26.0
TOTALS	82-82	3094	698-1673	.417	101-339	.298	515-609	.846	155	356	511	626	158	306	23	1212	6.2	7.6	24.5

consecutive games (2/28-3/5). Joined Magic Johnson as the only players in NBA history to post 30 points, 11 rebounds, 17 assists and four steals in a game (3/8 vs. Toronto). Recorded his sixth triple-double in an eight game stretch with 29 points, 12 assists and 10 boards vs. Minnesota (3/14). First player since Jason Kidd (2007-08) to have eight or more triple-doubles in a season. Scored a career-high 54 points with nine rebounds and eight assists at Indiana (4/12). Scored in double figures 66 times. Fifty-two games of 20-plus points. Twenty-nine games of 30-plus points. Eight games of 40-plus points. Thirty-one double-doubles. Eleven triple-doubles. Fourteen games DNP – Right Second Metacarpal Fracture. One game DNP – Right Zygomatic arch fracture. **2013-14:** Scored in double figures on 45 occasions, including 30 20-plus point efforts and seven 30-plus point outings. Posted 11 double-doubles, including two triple-doubles (eight career triple-doubles). Made season-debut vs. Phoenix (11/3) and recorded 21 points to go along with seven assists in 33 minutes. Registered a triple-double vs. New York (12/25), becoming fifth player to post a triple-double on Christmas Day. Returned to Thunder lineup vs. Miami (2/20) after missing the previous 27 games and scored 16 points to go along with five rebounds and three steals in 24 minutes. Recorded the second fastest triple-double in NBA history, logging just 20 minutes of action vs. Philadelphia (3/4) and finishing with 13 points, 10 rebounds and 14 assists. Posted a season-high 36 points on 13-of-22 shooting at Phoenix (3/6). Recorded 34 points, including a game-winning 3-point field goal in OT with 0.1 seconds remaining vs. Golden State (11/29). **2012-13:** In 82 games (82 starts), averaged 23.2 points (ranked sixth in the NBA), 5.2 rebounds, 7.4 assists (ranked seventh in NBA), 1.77 steals (ranked ninth in NBA) in 34.9 minutes. Named to the All-NBA Second Team for a third consecutive season. Scored 20-plus points 56 times including 16 30-plus point efforts (Oklahoma City was 12-4 this season when Westbrook scored 30-plus points). Recorded a team-best 23 double-doubles on the season. Registered first triple-double of the season (sixth of his career) on at Milwaukee (3/30) with 23 points, 13 rebounds and 10 assists. Posted 10 or more assists on 16 occasions. Set a season-high with 38 points (12-23 FGs) on at Denver (3/1). Registered a career-high with 27 points during the first half alone on vs. LA Lakers (12/7). On the night, finished with a career-high five made 3-point field goals. At the end of the 2012-13 season, played in 394 consecutive games (longest streak in the NBA). Scored 30-plus points in four consecutive games (1/14–1/20) for the first time in his career. Set a season-high with 14 assists on at Sacramento (1/25). Named a reserve on the 2013 Western Conference All-Star Team (his 3rd consecutive appearance). In All-Star game, recorded 14 points, four rebounds, three assists and a steal in 18 minutes. **2011-12:** Named to the All-NBA Second Team

for a second consecutive season. Finished the 2011-12 season with the fifth-highest scoring average in the league (23.6 ppg). Currently has the longest active games played streak in the NBA (312 games). Set a career-high with 45 points scored during 2OT win vs. Minnesota (3/23) after recording a career-high 17 made field goals. Along with teammate Kevin Durant, scored 40-plus points in the same game on two occasions (first duo to each score 40-plus points since Michael Jordan and Scottie Pippen accomplished the feat during the 1995-96 season). Recorded 21 points and five rebounds during his second career All-Star appearance in Orlando. Named the NBA's Western Conference Player of the Week on two occasions. Recorded 20-plus points in seven consecutive games (longest streak of his career) from 1/10–1/23. Scored 20-plus points on 43 occasions (Oklahoma City went 31-12 in those games), including 16 30-point efforts and two 40-point efforts. Handed out 10-plus assists four times. Registered 10-plus rebounds three times and tallied seven double-doubles on the season. Led the Thunder with 5.5 assists per game. **2010-11:** Received All-NBA Second Team honors after becoming just the fifth player in NBA history to record 4,000 points, 1,500 assists and 1,000 rebounds through three NBA seasons (Chris Paul, LeBron James, Anfernee Hardaway and Oscar Roberston). Registered three triple-doubles (tied for 2nd most in the NBA) and 31 double-doubles. Ranked 13th in the NBA in scoring, 9th in assists and 4th in steals. Only player to start every game for OKC. Scored 12 points during his first All-Star appearance at STAPLES Center in Los Angeles. Placed second in the Taco Bell Skills Challenge during All-Star weekend. Recorded third triple-double of the season (fifth of his career) during 2OT win vs. Washington (1/28). With his 35 points, 13 rebounds and 13 assists vs. Washington he becomes just the third player in the last 25 years to hit all three of those statistical marks. Scored 20+ points on 47 occasions and 30+ 12 times (11-1 OKC record). Scored 20+ points in six straight contests for the first time in his career (1/8 vs. Memphis – 1/22 vs. New York) and then again 2/27 vs. the L.A. Lakers – 3/9 at Philadelphia). Recorded five straight double-doubles for the first time in his career (1/8 vs. Memphis – 1/19 at Denver). Received the NBA's Player of the Week honors for the West Conference on five separate occasions. Scored 38 points including all 13 of OKC's triple overtime points to go along with a career-high 15 rebounds during OKC 3OT win at New Jersey on 12/1. Became the sixth player and just the second guard (Vince Carter) in the last 20 years to record 35+ points, 15+ rebounds and 9+ rebounds in a single game. Netted a career-high 43 points (13-14 FGs; 17-18 FTs) during OT win at Indiana (11/26). **2009-10:** One of four players to start all 82 games for Oklahoma City. Recorded 24 double-doubles on the season. Set a career-high with 16 assists 4/4 vs. Minnesota. Thunder went 23-5 when Westbrook recorded 10+ assists.

Posted team-high assists totals in 67-of-82 games. Tallied 20+ points 24 times and 30+ points 4 times. Posted second career triple-double at Minnesota (2/21). In 38 minutes, tallied 22 points, 10 rebounds and 14 assists. Came one rebound shy of triple-double and finished with 31 points and 10 assists for his 12th double-double of the season at NY (2/20). Participated in T-Mobile Rookie-Sophomore Challenge and Youth Jam at All-Star Weekend in Dallas and led all scorers with 40 points on 18-29 FGs. Named NBA player of the week for contests played between February 1-7. During the seven day span Westbrook helped lead Oklahoma City to a 3-0 week, including two wins on the road (Golden State & New Orleans) while averaging 19.7 points, 9.7 assists, 8.0 rebounds and 3.3 steals. Posted double-figure assist totals in four straight games (12/28 – 1/4) and becomes first OKC player to accomplish the feat since Gary Payton did so in January of 2002 (1/3/02 – 1/10/02). Recorded 8th double-double of the season on 1/2 at Milwaukee with 17 points and 13 assists. With zero turnovers vs. the Bucks he recorded the most assists (13) without a turnover (in franchise history) since April 8, 2001 (Gary Payton; 15 assists, 0 TO's). On 12/26 vs. Charlotte, tallied 22 points and game-high six assists while committing zero turnovers in 35 min. Notched 4th double-double in OKC win at San Antonio (19 pts/11 asst) on 11/14. With his 11 assists and zero turnovers, matched NBA season-high for most assists without a TO (Andre Miller). Recorded a then career-high with 13 assists during season opener 10/28 vs. Sacramento. With his 13 assists, he matched the entire assist total for the entire Kings' team. Recorded back-to-back double-doubles (pts/asst) in first two games of season. On 11/6 at Houston, set career-high with 14 made field goals and finished with a game-high 33 points. On 11/8 vs. Orlando, recorded third double-double of the season (17 points, 10 assists) and matched career-high with three made 3-point FG's. **2008-09:** Named to NBA's All-Rookie First Team. Ranked among rookie league-leaders in a number of statistical categories including scoring (4th, 15.3), assists (2nd, 5.3) steals (2nd, 1.36), minutes played (4th, 32.5), rebounds (7th, 4.9) and field-goal percentage (10th, .398). 10 or more points 71 times. 20-plus points 18 times. 30-plus points six times. 10 or more rebounds four times. 10 or more assists nine times. Ten double-doubles. One triple-double. Five-plus steals three times. Scored 10+ points in 25 consecutive games (1/16 vs. Detroit through 3/14 at Phoenix). Recorded first triple-double in Thunder franchise history with 17 points, 10 rebounds and 10 assists vs. Dallas (3/2). Career-high 12 assists at Minnesota 1/7. Career-high 34 points including career-high 20 free throw makes (20-22 FT) at Sacramento (2/1). The 20 free throw makes represent the most a Kings opponent since they moved to Sacramento. Was named NBA T-Mobile Rookie of the Month in December and February.



## PLAYOFFS

Appeared in 82 games (82 starts) and averaged 24.5 points, 6.2 rebounds, 7.6 assists and 1.9 steals in 37.7 minutes. **2016:** In 18 games (18 starts), averaging 26.0 points, 11.0 assists, 6.9 rebounds and 2.6 steals in 37.7 minutes. Became the first player with a 35-point postseason triple-double vs the defending champions since Jerry West in 1969 - posting 36 points, 11 rebounds and 11 assists in Game 4 vs. Golden State (5/24). Scored 19 points in the third quarter of Game 1 of the Western Conference Finals (5/16) – the most points scored in a quarter by a Thunder player during the OKC era. In the same game, swiped a seven steals – a career-high and franchise record. Totaled 10 points, four rebounds and three assists in the fourth quarter of Game 5 at San Antonio (5/10), finishing with 35 points, 11 boards and nine assists. The first player since Isaiah Thomas in 1985 to score 25 points with 15 assists in back-to-back playoff games with 26 points and 15 assists at Dallas on 4/21 followed by 25 points and 15 assists two nights later. Six games of 30+ points. Thirteen games of 20+ points. One triple-double. Fifteen double-doubles. Twelve games of 10+ assists, including three with 15+ assists. Four games of 10+ rebounds. **2014:** During the 2014 postseason, appeared in 19 games (19 starts) and averaged 26.7 points, 7.3 rebounds, 8.1 assists and 2.2 steals in 38.7 minutes. Recorded three triple-doubles (only player in 2014 playoffs to record a single triple-double), eight double-doubles, 16 games of 20+ points and six games of 30+ points. Dished out a franchise postseason-record 16 assists vs. Memphis on 5/3. **2013:** Underwent successful surgery on Apr. 27 to repair a lateral meniscus tear which was suffered in Game 2 vs. Houston in the opening round. Appeared in two games (two starts) during 2013 playoffs and averaged 24.0 points, 6.5 rebounds, 7.0 assists and 3.0 steals in 34.0 minutes. Recorded one double-double with 19 points to go along with 10 assists and eight rebounds during Game 1 vs. HOU. Nine DNP - lateral meniscus tear. **2012:** Posted a playoff career-high with 43 points on 20-of-32 shooting during Game 4 of the Finals at Miami. During the Thunder's second round series vs. the L.A. Lakers, Westbrook played a total of 178 minutes and committed a total of four turnovers. Recorded a 2012 playoff-high 12 assists during Game 5 win at San Antonio in the Western Conference Finals. Scored 20+ points 11 times during the 2012 playoffs. **2011:** Recorded a triple-double in Game 7 of the second round vs. Memphis with 14 points, 14 assists (playoff career-high) and 10 rebounds (playoff career-high) in 35 minutes. Westbrook becomes the fifth player in NBA history to register a triple-double in a playoff Game 7 (Scottie Pippen, James Worthy, Larry Bird and Jerry West). Scored a playoff career-high 40 points during Game 4 triple overtime victory over Memphis. Scored 20+ points 11 times while scoring 30+ on five occasions.

## ALL-STAR

Selected to appear on the Western Conference All-Star team five times and started in his most recent appearance. Named the All-Star MVP in both 2015 and 2016, the first time a player has received the award two consecutive years since Bob Pettit who won it outright in 1958 and shared the honor with Elgin Baylor in 1959. In his five All-Star appearances, averaged 23.8 points, 5.4 rebounds, 2.6 assists and 2.2 steals in 21.4 minutes.

## USA BASKETBALL

Won a gold medal in 2012 as a member of the United States Olympic team as the US squad went a perfect 8-0 during Olympic competition. In London, Westbrook appeared in all eight games and posted averages of 8.5 points, 1.6 assists and 1.6 rebounds. In 2010, helped lead the USA Men's National Team to a gold medal during the 2010 FIBA World Championships played in Turkey. Westbrook received player of the game honors during the US win over Lithuania and proved to be integral part of the United States perfect 9-0 mark at the World Championships. He appeared in all nine games and averaged 9.1 points, 2.8 rebounds and 2.6 assists per contest.

## COLLEGE

Named Pac-10 Defensive Player of the Year as a sophomore. Earned Third Team All-Pac-10 honors and was named to the conference All-Defensive Team. **2007-08 (Sophomore):** Averaged 12.7 points, a team-leading 4.3 assists, 3.9 rebounds and 1.6 steals in each game. Played 1,318 minutes, the most by a Bruin since 1979 (when minutes began being tracked as a statistic). Led team with a career-high 22 points vs. Memphis in the Final Four on 4/5. Posted first career double-double with 14 points and a career-high-tying 11 rebounds vs. Western Kentucky in the Sweet Sixteen of the NCAA Tournament on 3/27. Tallied 16 points, four rebounds, five assists and a career-high five steals vs. Oregon on 2/23. Dished out a career-high nine assists vs. Youngstown State on 11/12. Pulled down a career-high-tying 11 rebounds vs. Stanford in the title game of the Pac-10 Tournament on 3/15. **2006-07 (Freshman):** Averaged 3.4 points and 0.7 assists in 9.0 minutes in each game. Scored a season-high 11 points twice. Recorded season highs of five rebounds, four assists and two steals in 32 minutes at West Virginia in his first career start on 2/10.

## PERSONAL

Parents are Russell Westbrook and Shannon Horton. Has one younger brother, Raynard. Attended Fashion Week in New York and Paris this past year. Admires Earvin "Magic" Johnson. Predominantly left handed except when it comes to shooting a basketball. Favorite subject in school growing up was math.



## HOW THE THUNDER WAS BUILT

<b>VIA DRAFT:</b>	Steven Adams	2013 NBA Draft – 12th overall pick
	Nick Collison	2003 NBA Draft – 12th overall pick
	Josh Huestis	2014 NBA Draft – 29th overall pick
	Cameron Payne	2015 NBA Draft – 14th overall pick
	Andre Roberson	2013 NBA Draft - Acquired Roberson's draft rights from Golden State (selected #26 overall) in exchange for the draft rights to Archie Goodwin (selected #29 overall) and cash considerations.
	Domantas Sabonis	2016 NBA Draft – Acquired Sabonis' draft rights from Orlando (selected #11 overall) along with Victor Oladipo and Ersan Ilyasova in exchange for Serge Ibaka.
	Russell Westbrook	2008 NBA Draft – 4th overall pick
<b>VIA TRADE:</b>	Ersan Ilyasova	Acquired from the Orlando Magic along with Victor Oladipo and the draft rights to Domantas Sabonis in exchange for Serge Ibaka.
	Enes Kanter	Acquired from the Utah Jazz along with Steve Novak in exchange for Kendrick Perkins, Grant Jerrett and the draft rights to Tibor Pleiss. Additionally, as part of a three team trade, the Thunder acquired D.J. Augustin and Kyle Singler from the Detroit Pistons in exchange for Reggie Jackson.
	Joffrey Lauvergne	Acquired from the Denver Nuggets in exchange for two protected 2017 second round draft picks.
	Victor Oladipo	Acquired from the Orlando Magic along with Ersan Ilyasova and the draft rights to Domantas Sabonis in exchange for Serge Ibaka.
	Kyle Singler	Acquired from the Detroit Pistons along with D.J. Augustin in exchange for Reggie Jackson. Additionally, as part of a three team trade, the Thunder acquired Enes Kanter and Steve Novak in exchange for Kendrick Perkins, Grant Jerrett and the draft rights to Tibor Pleiss.
<b>VIA FREE AGENCY:</b>	Alex Abrines	Signed on 7/23/16
	Semaj Christon	Signed on 8/20/16
	Anthony Morrow	Signed on 7/16/14

## BASKETBALL OPERATIONS



**SAM PRESTI**  
EXECUTIVE VICE PRESIDENT &  
GENERAL MANAGER



Sam Presti enters his 10th season with the Oklahoma City Thunder after being named the 11th General Manager in club history on June 7, 2007. A year into his tenure with the Thunder, Presti was promoted to Executive Vice President and General Manager by Professional Basketball Club Chairman, Clayton Bennett.

During his nine seasons with the Thunder, Presti has worked diligently to assemble the building blocks for long term success both on and off the court. Dating back to the start of the 2009-10 season, Presti and his staff have watched the Thunder amass the second best record in the NBA (.665; 371-187) during this span (behind only San Antonio).

With Presti at the helm, the Thunder has captured five Northwest Division Championships and has finished the regular season with a winning percentage of .610 (equivalent to 50 wins) in six of the last seven seasons. Additionally, the Thunder has finished with a top five record in four of the last five seasons.

Presti's consistent focus has been to utilize the NBA Draft to establish the foundation for sustained success on the floor and in the community. He selected Russell Westbrook with the 4th overall in the 2008 draft. Westbrook has since become a five-time All-Star, and this past year became the first player to win back-to-back All-Star MVP awards since Bob Pettit in 1958 and 1959. Meanwhile, Steven Adams was named to the two consecutive BBVA Rising Stars teams after being selected by the Thunder with the 12th overall pick in the 2013 NBA Draft. Most recently, Presti acquired the second overall pick in the 2013 NBA Draft, Victor Oladipo, also a member of two consecutive BBVA Rising Stars teams.

After moving to Oklahoma City in July of 2008, Presti has stressed the importance of community involvement for both Thunder players and staff. Under his leadership, Thunder players have made more than 1,950 community appearances in and around Oklahoma City. Presti has also made it policy for every new player and staff member to tour the Oklahoma City Memorial and Museum soon after joining the organization.

Under Presti's guidance, the Thunder has advanced to postseason in six of the last seven seasons including five straight years (2010-2014) and at the conclusion 2012-13 season. Oklahoma City became just the second team in NBA history (Boston Celtics; 1955-1960) to increase its winning percentage for five consecutive seasons (while maintaining a winning percentage of .700 or better in two of those seasons). Dating back to the 2011-12 season, the Thunder became Western Conference Champions on the heels of the 2010-11 season in which the Thunder became the youngest team in the prior quarter century to reach the NBA's Western Conference Finals.

During the 2009-10 season, Presti's third year at the helm, Oklahoma City experienced one of the largest turnarounds in NBA history. A year after winning 23 games, the Thunder concluded the 2009-10 season with a 50-32 record (.610) and captured the franchise's first playoff berth in Oklahoma City. The 27-win improvement was tied for the eighth largest improvement in NBA history. Presti was named NBA Executive of the Year by The Sporting News at the conclusion of the season.

Presti has been on the NBA's Instant Replay Committee since 2009 and has served on the league's Competition Committee dating back to the 2011-12 season.

Prior to joining the Thunder, the 39-year-old Presti held a variety of roles with the San Antonio Spurs. After starting in 2000 as a video intern for Gregg Popovich, Presti moved up through the front office ranks in San Antonio before being elevated to the position of Vice President and Assistant General Manager. As a member of the Spurs, Presti was part of NBA Championship teams in 2003, 2005 and 2007, as well as five division titles.

Presti earned his bachelor's degree in 2000 in communications, politics and law and a minor in psychology from Emerson College in Boston, where he was the first Rhodes Scholar nominee in school history. The Concord, Mass. native served as team captain of the Emerson College basketball team during both his junior and senior seasons. In addition, Presti earned All-Academic honors two times and was twice selected to the Great Northeast Athletic Conference All-Tournament team. He was honored with the Emerson College Young Alumnus Award in 2005. Presti has also completed Harvard University's Continuing Education program on leadership and decision making.

Presti currently resides on the board of the Oklahoma City National Memorial and served as chairman of the Oklahoma Standard campaign, a movement built on the foundation of resilience, compassion, consistent acts of honor, service and kindness.

With the support of the Thunder, Presti has established the Forward Thinking Leadership Development Program within the Oklahoma City public schools. Additionally, Presti is actively involved with PeacePlayers International (PPI), a global outreach program focused on bringing children and communities together through the game of basketball. He also serves on the Board of Directors of Shooting Touch, an organization that grants graduating college seniors the opportunity to travel the world and use the platform of basketball to help foster education and influence positive social change in third world global communities.

This past summer, Presti was presented with the Humanitarian Award from the Oklahoma Center for Community and Justice. Presti was recognized as Oklahoma City University's 2012-13 recipient of the Abe Lemons/Paul Hansen Award for Sports Excellence and he also won the Oklahoma March of Dimes Sports Headliner Special Award for 2013.

An accomplished drummer, Presti has produced three music CDs with all proceeds benefiting the Extra Ordinary Needs Fund at Children's Hospital in Boston. Also, Presti established the Keenan Smith-Anthony Halls Scholarship Fund at his former high school, Concord-Carlisle, to assist students with their college tuition.

Presti and his wife, Shannon, have a son, Nicholas Ruben. Shannon continues to serve as the Director of Teen Leadership Initiatives for the YMCA of Greater Oklahoma City.



**TROY WEAVER**

**VICE PRESIDENT / ASSISTANT GENERAL MANAGER**

Troy Weaver begins his ninth season with Oklahoma City and his seventh as the team's Vice President/Assistant General Manager. Weaver joined the Thunder in May of 2008 and assists General Manager Sam Presti with roster development and day-to-day basketball operations. In addition, he coordinates the team's player personnel matters including NBA Draft preparation, player free agency and summer league roster.

Weaver held the position of director of player personnel for the Utah Jazz in 2007-08. He spent three seasons (2004-07) as head scout for the Jazz before his promotion to director of player personnel.

Prior to joining the Jazz, Weaver was an assistant coach at Syracuse University for four seasons (2000-04). The Orangemen won the 2003 NCAA National Championship led by Weaver recruit Carmelo Anthony. In addition to his experience at Syracuse, Weaver spent time as an assistant coach at New Mexico (1999-2000) and Pittsburgh (1996-99).

Prior to his collegiate coaching days, Weaver amassed an 85-17 record as an AAU coach in Washington, D.C. He guided the DC Assault to the 1996 AAU Tournament of Champions.

Weaver graduated with an associate's degree from Prince George's Community College (MD) in 1991, where he also played one season of basketball.



**MICHAEL WINGER**

**ASSISTANT GENERAL MANAGER & TEAM COUNSEL**

The 2016-17 season is Michael Winger's seventh in Oklahoma City. Winger assists Executive Vice President & General Manager Sam Presti on all facets of roster planning, player acquisition, salary cap and strategic management. Winger is chiefly responsible for operational and player acquisition process development, progressive salary cap strategy implementation, tactical CBA application and maneuverability, contract and trade negotiation and preparation, legal and administrative processes and execution.

Prior to joining the Thunder, Winger spent five seasons (2005-06 through 2009-10) in the front office with the Cleveland Cavaliers, earning several promotions during his tenure. Winger began his career in Cleveland as its Basketball Operations Coordinator. Winger was promoted to Basketball Operations Manager / Team Counsel, and shortly thereafter to the Cavaliers' Director of Basketball Operations & Team Counsel. Winger's role in Cleveland was extensive, and included instituting organizational processes and working closely with Cavaliers' management and ownership on all team matters. He joined the Cavaliers in July of 2005 after spending two years working for renowned sports agent and attorney, Ron Shapiro in Baltimore, Maryland.

Originally from Cleveland, Ohio, Winger is a graduate of Miami University (OH) and holds a law degree, having attended both The University of Toledo College of Law and the University of Maryland School of Law.



**BILLY DONOVAN**

**HEAD COACH**



Billy Donovan is set to embark on his second season as Thunder head coach after leading Oklahoma City to a 55-win season, a Northwest Division title and a spot in the Western Conference Finals during his first NBA campaign.

By winning 55 games during the 2015-16 season, Donovan became the only first-year NBA head coach in league history to accomplish such a feat after coming directly from the college ranks. Additionally, Donovan became just the third first year head coach in the last 15 years to win 55 or more games during his first season (Kerr & Thibodeau).

After being named head coach on April 30, 2015, Donovan became the third head coach in Thunder history after enjoying an incredibly successful college coaching career that spanned more than two decades.

During the previous 19 years as head coach at the University of Florida, Donovan led the Gators to two National Championships and four trips to the Final Four while amassing a record of 467-186 (.715). During the 2014-15 season, Donovan became the second youngest coach in NCAA history (Bob Knight) to claim 500 wins.

During his tenure at Florida, Donovan led the program to 16 straight 20-win seasons, three 30-win seasons, 17 consecutive trips to the postseason and six SEC Championships. Under Donovan, Florida advanced to the Elite Eight in six of the past 10 seasons.

Donovan concluded his time at Florida with the second most wins for a SEC program (467) in the history of the conference. Additionally, his 35 NCAA tournament wins rank as the most all-time among SEC coaches. Donovan's win total is more than twice that of any other coach in Florida history.

After winning back-to-back national championships (2006 and 2007), Donovan led Florida to 18 straight postseason wins, the longest run for any program since John Wooden led UCLA to 28 straight postseason wins.

Donovan has been the recipient of numerous collegiate coaching awards including ESPN.com's National Coach of the Year (2001), the Wooden Award's "Legends of Coaching" Honor (2010) and SEC Coach of the Year (2011, 2013, 2014).

In addition to his responsibilities at Florida, Donovan has served as head coach of USA Basketball's U18 and U19 National Teams in previous summers. As a head coach with USAB, Donovan's teams have captured three gold medals while going a perfect 19-0 during national team competition. Prior to leading the 2014 FIBA Americas U18 Team to the gold medal last summer in Colorado Springs, CO, Donovan guided the 2013 USA U19 World Championship Team to a perfect 9-0 record and the gold medal in Prague, Czech Republic, and the 2012 USA U18 National Team to a 5-0 slate and gold in Sao Sebastião do Paraiso, Brazil.

Donovan's coaching experience dates back to the 1989-90 season where he served as a graduate assistant coach at Kentucky. After five years with the Wildcats, Donovan was hired as head coach at Marshall, where he spent two years before leaving for Florida.

Prior to joining the coaching ranks, Donovan enjoyed a four-year playing career at Providence where he helped lead the Friars to their best season in school history and a trip to the Final Four in 1987. In addition, Donovan appeared in 44 games as a member of the New York Knicks during the 1987-88 season.



## ADRIAN GRIFFIN

### ASSISTANT COACH

Adrian Griffin is set to begin his first season with the Thunder after previously serving as assistant coach with the Orlando Magic during the 2015-16 season.

Griffin spent five seasons (2010-15) as an assistant coach with Chicago. During the summer of 2014, he worked with the USA Basketball Men's National Team that captured the gold medal at the FIBA Basketball World Cup. Prior to joining the Bulls, he served as assistant coach/player development for two seasons (2008-10) with Milwaukee.

As a player, Griffin appeared in 477 career NBA games (179 starts) during nine seasons with Boston, Dallas, Houston, Chicago and Seattle, averaging 4.0 points, 3.2 rebounds and 1.4 assists in 16.8 minutes. He also played in 48 career playoff outings, averaging 3.4 points and 3.0 rebounds in 13.2 minutes and helped Dallas reach the 2006 NBA Finals. Griffin also played one season in Italy and three seasons with Connecticut of the CBA. In 1998-99, he was named CBA Most Valuable Player and also earned CBA Finals MVP, leading Connecticut to the league championship.

Born on July 4, 1974 and a native of Wichita, Kansas, Griffin was a three-year starter at Seton Hall University. He has two daughters, Vanessa and Aubrey, and two sons, Alan and Adrian, Jr.



## MAURICE CHEEKS

### ASSISTANT COACH

Maurice Cheeks is set to begin his second year after returning to the Thunder bench after the start of the 2015-16 season. Cheeks brings more than 30 years of NBA experience to the Thunder bench. Cheeks, who spent four seasons on the Thunder's staff from 2009-2013, returned to Oklahoma City after serving as the head coach of the Detroit Pistons during the 2013-14 season. Overall, Cheeks has amassed a head coaching record of 305-315 (.492) with the Pistons, Philadelphia 76ers and Portland Trail Blazers.

Before joining the Thunder in 2009, Cheeks served as head coach of the 76ers from 2005-2009, amassing a record of 122-147 and securing a playoff appearance in Philadelphia's 2007-08 campaign. Prior to joining the Sixers, Cheeks spent three-plus seasons as head coach of the Portland Trail Blazers (2001-05). During his time in Portland, he posted a 162-139 (.538) mark, accounting for the fourth-highest win total in Blazers coaching history. He helped the Blazers reach the NBA Playoffs twice, and his 2002-03 squad tied for second in the Pacific Division with a 50-32 record.

Preceding his work in Portland, Cheeks spent seven seasons as an assistant coach for the Sixers, working under head coaches John Lucas (1994-96), Johnny Davis (1996-97), and Larry Brown (1997-2001). In 2000-01 under Brown, Cheeks helped guide the 76ers to a record of 56-26 (.683) and a spot in the NBA Finals.

A 15-year NBA veteran, Cheeks retired from the NBA as its all-time leader in steals after playing with Philadelphia, San Antonio, New York, Atlanta and New Jersey. He was selected to the NBA's All-Defensive Team five times (First Team: 1983, 1984, 1985, 1986; Second Team: 1987) and played in four All-Star games (1983, 1986, 1987, 1988). A member of the 76ers' 1983 World Championship team, Cheeks was honored by the club through having his number (10) retired.

As an NBA player, Cheeks compiled career averages of 11.1 ppg, 6.7 apg and 2.1 spg in 1,101 games while shooting .523 from the field and .793 from the free throw line. A native of Chicago, he began his coaching career with the Quad City Thunder of the CBA. In his only season with Quad City, Cheeks helped guide the club to the CBA Championship.

The 1978 West Texas State (currently West Texas A&M) graduate was a four-year starter and three-time MVP in college. He finished his collegiate career third on the Buffs' all-time scoring list, averaging 16.8 points per game while shooting 56.8 percent from the field as a senior. Cheeks was selected in the second round of the 1978 NBA Draft (36th overall by the Sixers).



## ANTHONY GRANT

### ASSISTANT COACH

Anthony Grant enters his second year on the Thunder bench after spending the previous nine years serving as head coach at the University of Alabama and Virginia Commonwealth University. In nine seasons at Alabama and VCU, Grant compiled a record of 193-110 (.637) at the two schools.

During the past six years at Alabama, Grant amassed a record of 117-85 (.579) while guiding the Crimson Tide to the 2012 NCAA tournament, their first tournament berth since the 2006 season. Alabama also advanced to the NIT

tournament on three occasions during Grant's tenure.

In addition to leading Alabama to three straight 20-win campaigns, Grant also led the Tide to a winning record in SEC play for three consecutive seasons (2011-13). It marked the first time since the 1994-1996 seasons that Alabama had compiled three consecutive winning seasons in conference play.

Prior to Alabama, Grant spent three seasons as the head coach of VCU where he led the Rams to a 76-25 (.752) record while winning three consecutive Colonial Athletic Association Championships. Grant's time at VCU was highlighted by a pair of NCAA tournament appearances and a 45-9 (.833) mark in CAA games.

A Miami native, Grant spent 10 years at the University of Florida (1996-2006) where he served under Billy Donovan. Grant helped lead the Gators to their first national title in 2006 before departing for VCU.

Prior to joining the coaching ranks, Grant enjoyed a successful collegiate playing career at the University of Dayton (1983-87). The Flyers went 70-49 (.588), with a pair of NCAA Tournament appearances and one NIT berth during Grant's time in uniform. In 105 games at Dayton, Grant averaged 11.6 points and 6.7 rebounds per game and was named the team's most valuable player as a senior.



## MARK BRYANT

### ASSISTANT COACH

Mark Bryant is set to enter his tenth season as a Thunder assistant coach. During July of 2012, Bryant served as Head Coach of the Thunder's summer league team.

Prior to joining the Thunder's coaching staff, Bryant served as assistant coach/player development with the Orlando Magic from 2005-07.

Before his time in Orlando, Bryant spent the 2004-05 season with the Dallas Mavericks as a member of its player development staff.

Bryant enjoyed a 15-year playing career as the New Jersey native was a member of 10 different teams during his NBA playing tenure (1988-2003). Originally selected by Portland in the first round (21st pick overall) of the 1988 NBA Draft, Bryant helped the Blazers reach the NBA Finals in 1990 and 1992. He appeared in 797 regular season games during his NBA career with Portland, Houston, Phoenix, Chicago, Cleveland, Dallas, San Antonio, Philadelphia, Denver and Boston, averaging 5.4 ppg and 3.8 rpg in 16.9 mpg. Bryant also appeared in 79 career playoff games, averaging 3.5 ppg and 2.5 rpg in 12.2 mpg.

Bryant was a First Team All-Big East selection as a senior at Seton Hall in 1987-88, averaging 20.5 ppg and 9.1 rpg for the Pirates. The 6-9 forward led the school to its first-ever berth into the NCAA Tournament.



## DARKO RAJAKOVIC

### ASSISTANT COACH

Darko Rajakovic enters his fifth season with the Oklahoma City Thunder organization and third as assistant coach. A Serbian native, Rajakovic spent his first two seasons with the organization as head coach of the Tulsa 66ers. Rajakovic became the first head coach born outside of North America in NBA D-League history. The 36-year-old boasts a diverse coaching background with an emphasis in player development.

Rajakovic holds a career NBA D-League record of 51-49. During his two seasons with the 66ers, Tulsa has been assigned seven players from Oklahoma City a total of 50 times (the most in the league during that stretch).

Rajakovic has also seen five of his 66ers players receive NBA GATORADE Call-Ups to the NBA, including four to the Thunder (Grant Jerrett, Daniel Orton, Mustafa Shakur and Reggie Williams). He coached 11 Tulsa players over the past two years who were on an NBA roster in the 2013-14 season.

Prior to joining the 66ers, Rajakovic had spent the previous three years as the head coach of Espacio Torrelodones of the Spanish EBA League.

Rajakovic began his coaching career at 16 years old with BC Borac Cacak in Cacak, Serbia where he coached the club to two national tournaments.

Rajakovic received a basketball coaching degree from the Belgrade Basketball Academy in 2004 and a degree in sports management from BK University in Belgrade in 2006. Rajakovic speaks Serbian, Croatian and Bosnian languages as native, but is also fluent in English, Spanish and basic Greek.



## VIN BHAVNANI

### ASSISTANT COACH

Vin Bhavnani enters his ninth season with Oklahoma City and his first as an assistant coach. Bhavnani spent his past five years with the Thunder organization as Manager of Advance Scouting/Player Development and his first two years serving as the team's Video Coordinator. Prior to joining the Thunder, Bhavnani spent two seasons with the San Antonio Spurs as the assistant video coordinator. He started his NBA career with the Los Angeles Clippers as an intern in the video department in 2004.

Prior to joining the Clippers, Bhavnani spent one season as an assistant coach for the women's basketball team at Santa Monica Junior College. The Los Angeles, California, native is a 2003 graduate of the University of Southern California.



## ROYAL IVEY

### ASSISTANT COACH

Royal Ivey is set to begin his first season with the Oklahoma City Thunder as an assistant coach after spending the 2015-16 season as a player development assistant and the 2014-15 season as an assistant coach with the Oklahoma City Blue of the NBA Development League. In his role as a player development assistant, Ivey became the first former Oklahoma City player to join the Thunder's coaching ranks.

During his season with the Blue, Ivey helped guide the team to a 28-22 record and an appearance in the NBA D-League Playoffs.

Ivey enjoyed a 10-year NBA playing career that included 61 appearances as a member of the Oklahoma City Thunder. In 492 career NBA games (114 starts) with Oklahoma City, Atlanta, Milwaukee and Philadelphia, Ivey averaged 3.3 points, 1.1 rebounds and 1.1 assists. Ivey was a member of the Thunder for a combined 208 regular season and playoff games. After playing Oklahoma City in 2010-11 and 2011-12, Ivey most recently joined the Thunder via a 10-day contract during the 2013-14 season.

Ivey was originally selected with the 37th overall pick in the 2004 NBA Draft by the Atlanta Hawks.

Born in New York City, Ivey attended the University of Texas as a four-year starter for the Longhorns basketball team. He holds a bachelor's degree in applied learning and science.



## BILLY SCHMIDT

### QUALITY CONTROL COACH

Billy Schmidt is set to begin his second season with the Thunder as a quality control coach after spending the past two decades coaching at the collegiate level.

Most recently, Schmidt spent the 2014-15 season at the University of Florida where he served under Billy Donovan as assistant to the head coach.

Before making the move to Gainesville, Schmidt spent the prior three seasons at Georgia Tech and eight seasons at the University of Dayton.

During his tenure at Dayton, Schmidt was named associate head coach prior to the start of the 2009-10 season. This came shortly after Schmidt was voted the Atlantic 10's top assistant coach in a poll of league coaches. During his eight seasons with Dayton, Schmidt helped lead the Flyers to 172 victories, two NCAA Tournament appearances and three NIT berths.

Schmidt moved to Dayton after nine seasons coaching in the SEC, Big East and Big Ten. Schmidt enjoyed a pair of coaching stops under Tommy Amaker at Seaton Hall and Michigan.

Prior to Seton Hall, Schmidt worked under former Kevin O'Neill at Northwestern, where he was an assistant coach from 1997-2000, and at Tennessee from 1994-1997. Schmidt joined the Volunteer staff as an administrative assistant in 1994 and was promoted to an assistant coach in 1996.

A native of Stamford, Conn., Schmidt began his coaching career in the high school ranks, serving as an assistant coach to Steve Smith at Oak Hill Academy in Mouth of Wilson, Virginia, for two years (1992-94). During his tenure, Oak Hill won back-to-back national championships.

Schmidt graduated with honors from Wake Forest in 1992 with a Bachelor of Science degree in secondary education. While at Wake Forest, Schmidt was a manager and coaches' aide for the Demon Deacons program for four years (1988-92). He holds a Master's Degree in Sport Management from the University of Tennessee.



## PAUL RIVERS

### DIRECTOR OF BASKETBALL OPERATIONS

Paul Rivers enters his ninth season with the Oklahoma City Thunder and his fourth as the team's Director of Basketball Operations. Prior to assuming his elevated position with the Thunder, Rivers spent the previous three seasons with the club serving as Director of Basketball Administration & Technology.

In his current role with the team, Rivers works closely with various facets of the front office and basketball operations while overseeing both long term and day to day initiatives for the club. Rivers also oversees all aspects of the Thunder technology program and works closely with the Thunder coaching staff and leadership team to keep the organization on the leading edge of technological advances.

The Bloomfield Hills, MI, native was an integral part of the design and construction of the Integris Thunder Development Center in Northeast Oklahoma City. Rivers oversaw the layout design and overall construction of the facility on behalf of the Thunder organization.

Rivers served as a video coordinator with the Detroit Pistons from 2005-07, assisting the coaching staff during practices and games while also handling all of the club's video operations and footage.

Rivers began his NBA career with the San Antonio Spurs as a video coordinator during the 2004-05 season. Prior to joining the Spurs, he spent two years at Michigan State University. Rivers served as video coordinator under head coach Tom Izzo and the men's basketball team in 2003-04, and for the Spartans' women's basketball team during the 2002-03 season.



## WILL DAWKINS

### DIRECTOR OF COLLEGE PLAYER PERSONNEL

Will Dawkins begins his ninth year with the Thunder organization and his fourth as the team's Director of College Player Personnel. Dawkins first joined the Thunder as a front office intern in the summer of 2008 and has since served as assistant video coordinator and scouting coordinator before assuming his current position. In his current capacity, Dawkins is responsible for overseeing the college and international evaluation departments in preparation for the NBA draft.

A native of Springfield, MA Dawkins led the High School of Commerce to the Division I State Championship, while earning the honor of Western Massachusetts Player of the Year. He went on to graduate from Emerson College with a degree in Broadcast Journalism. While at Emerson he served as captain of the men's basketball team and became a two time Arthur Ashe Sports Scholar.

Dawkins and his wife, Tara currently reside in Edmond.





**DR. DONNIE STRACK**  
**DIRECTOR OF MEDICAL SERVICES**

Dr. Strack begins his ninth season in Oklahoma City as the Director of Medical Services. He is responsible for leading the medical staff in providing comprehensive, evidence-based services for Thunder players through innovation, research, and integration of multiple health care professionals.

From 2005-2008, Dr. Strack was in private practice as a physical therapist at Orthopaedic Physical Therapy Services in Wellesley Hills, Mass. Dr. Strack graduated with a Doctor of Physical Therapy degree from the University of Indianapolis in 2005. He earned his undergraduate degree from the University of Indianapolis in 2002 and was awarded the

Athletic Training Department Performance Award that same year.

Dr. Strack's first role with an NBA team came in the sixth grade as a ball-boy for the Indiana Pacers. He later served as a Graduate Assistant athletic trainer for the Indiana Pacers from 2002-2005. Dr. Strack also served as an athletic trainer during the 2002 World Basketball Championships in Indianapolis and the RCA Tennis Championships in 2001 and 2002.

In 2010, Dr. Strack completed his post doctorate fellowship in manual therapy from Regis University. He is board certified in Orthopaedic Physical Therapy (OCS) by the American Board of Physical Therapy Specialties and is a Fellow in the American Academy of Orthopaedic Manual Physical Therapists (FAAOMPT). In addition to being a licensed physical therapist and athletic trainer, he is also a certified strength and conditioning specialist.

Dr. Strack is active in the Oklahoma City community, serving on the Board of Directors for Special CARE, an early intervention and specialized care school serving children with and without special needs. He lives in Edmond with his wife, Sarah, and their 5 children – Ellabeth (9), Anderson (7), Lilajeane (6), Evaleigh (3) and Harrison (2).



**JOE SHARPE**  
**HEAD ATHLETIC TRAINER**

Joe Sharpe enters his ninth season as head athletic trainer for the Thunder. Before joining the Thunder organization, Sharpe spent four seasons as head athletic trainer for the Charlotte Bobcats. Prior to Charlotte, Sharpe was the head strength and conditioning coach/assistant athletic trainer with the Minnesota Timberwolves for two seasons, which included the team's Midwest Division title and run to the Western Conference Finals.

Sharpe has been an active participant in the USA Basketball program dating back to 2002. During the summer of 2012 and 2016, Sharpe won a gold medal while serving as athletic trainer for the men's USA Basketball Olympic team.

During his time with USAB, Sharpe served on staff for one Olympic gold medal and two gold medals at the FIBA World championships. His involvement with USAB dates back more than a decade and includes volunteer service at the Under-18, Under-19, and men's national team levels.

In 2007, Sharpe participated in the NBA's Basketball Without Borders camp held in Johannesburg, South Africa.

Sharpe was previously the head basketball athletic trainer at the University of Connecticut during a nine-year stint with the Huskies that included its 1999 NCAA Championship season.

Joe and his wife, Jennifer, have two children, Joseph and Jayme.



**DAVID HOWARTH**  
**ATHLETIC PERFORMANCE COORDINATOR**

David Howarth is set to begin his third season with the Thunder where he serves as Athletic Performance Coordinator. In his role with the club, Howarth is responsible for the development and implementation of strength, conditioning and nutritional programs for all Thunder players. In addition, Howarth also arranges offseason training programs and monitors each player's physical progress between seasons.

After concluding his rugby playing career, Howarth worked for the Australian Rugby Union, Northern Suburbs Rugby Union (Sydney), and Surfing Australia as a Strength and Conditioning Coach. Prior to joining the Thunder, Howarth worked in a private practice at Sparta Performance Science in Menlo Park CA, where he trained professional and collegiate athletes and consulted with NFL, MLB, NBA, Division 1 collegiate and Super Rugby clubs.

A native of Sydney, Australia, Howarth earned a Bachelor's degree in Applied Science/ Sport and Exercise Science and completed Post Grad research in biomechanics at the University of Western Sydney.

Howarth resides in Edmond with his wife, Danielle and daughter, Zoe.



**BRANDON BARNETT**  
**DIRECTOR OF MINOR LEAGUE OPERATIONS/PRO SCOUT**

Brandon Barnett begins his ninth season with the Thunder organization. Barnett oversees the D-League operations for the Blue, including scouting talent, player contracts and working to execute the Thunder system at the D-League level. In 2012, Barnett was also named a pro scout by Oklahoma City, scouting NBA games for the Thunder basketball operations staff in addition to his duties with the Blue.

Barnett joined the organization after working for the NBA League office in New York City for the previous five years. While with the league office, Barnett served most recently as Senior Coordinator of Basketball Operations for the NBA Development League. He joined the D-League during the 2004-05 season as an intern and quickly solidified his value to the Basketball Operations department. Barnett's role in the D-League, among other things, involved evaluating, recruiting and signing players for the league.

A native of Shaker Heights, Ohio, Barnett graduated cum laude from Emerson College in Boston, Mass., in 2003, with a Bachelor's degree in Broadcast Journalism.



**MARC ST. YVES**  
**DIRECTOR OF TEAM OPERATIONS**

Marc St. Yves enters his 38th season with the club and his ninth year as the Director of Team Operations. St. Yves previously held the title of equipment manager for 25 years before being promoted in the summer of 2008.

St. Yves is responsible for all team operations including travel, equipment and team events. St. Yves travels fulltime with the team and is responsible for all of the club's logistical needs while on the road. He started his association with the Thunder organization as a 13-year-old ball boy during the team's 1979-80 season in Seattle. Five years later, he was named assistant equipment manager and became the franchise's primary equipment manager in 1985.

Marc and his wife, Karie, have one son Skylar (27). St. Yves hobbies include fly fishing, golf and outdoor pursuits.



## BASKETBALL OPERATIONS STAFF



**MICHAEL ASHTON**  
PHYSICAL THERAPIST / ATHLETIC TRAINER



**OJ AWWORU**  
BUSINESS OPERATIONS COORDINATOR



**ANGELA CHARLTON**  
DIRECTOR OF TEAM WELLNESS



**MICHAEL CHATMAN**  
DIRECTOR OF TEAM SECURITY



**CHRIS CONDIT**  
MANAGER OF TEAM OPERATIONS



**MIKE DAVIS**  
PHYSICAL THERAPIST / PERFORMANCE SPECIALIST



**JESSE GOULD**  
DIRECTOR OF BASKETBALL RESEARCH AND ANALYSIS



**AMANDA GREEN**  
BASKETBALL OPERATIONS COORD / LEGAL & ADMIN



**LARRY GREER**  
OPPOSITION SCOUT



**PAUL JOHNSON**  
SCOUTING ASSISTANT



**ANDREW JONES III**  
VIDEO ANALYST / PLAYER DEVELOPMENT



**TONY KATZENMEIER**  
ASSISTANT ATHLETIC TRAINER



**RYAN LAMBERT**  
COLLEGE SCOUT



**AYANA LAWSON**  
DIRECTOR, PLAYER APPEARANCES & SERVICES



**BLAKE MCLEAN**  
PERFORMANCE SCIENTIST



**BRANDON MILLER**  
COLLEGE SCOUT



**ANDREW PAUL**  
ATHLETIC PERFORMANCE SPECIALIST



**TOM PERRY**  
DATA SCIENTIST - ANALYTICS



**SEBASTIAN PRUITI**  
VIDEO ANALYST / PERSONNEL



**JUDY RIDDLE**  
TRAVEL COORDINATOR



**STEVE SCALZI**  
VIDEO ANALYST



**RYAN SHEA**  
BASKETBALL DATA ANALYST



**JOHNNY SHULTS**  
FACILITY OPERATIONS MANAGER



**WYNN SULLIVAN**  
BASKETBALL DATA ANALYST



**WILSON TAYLOR**  
MANAGER OF TEAM OPERATIONS



**MIKE WILKS JR.**  
PRO SCOUT



**OLIVER WINTERBONE**  
DIRECTOR OF TEAM RESEARCH & DEVELOPMENT



**GLENN WONG**  
ASSISTANT TO THE EXECUTIVE VICE PRESIDENT/CMO



The Oklahoma City Blue will begin its ninth season as the Thunder's NBA D-League affiliate. Originally purchased in 2008 by the Professional Basketball Club, LLC, the Thunder's development team played its first six seasons as the Tulsa 66ers before being relocated to Oklahoma City in 2014.

The Thunder has displayed a strong history of utilizing its D-League affiliate and developing both players and staff. Since Oklahoma City entered a single-affiliate relationship before the 2008-09 season, the Thunder has assigned a player to its D-league club 102 times – the most assignments by an NBA team during that span. Eighteen different Thunder players have been assigned in the past eight seasons.

Oklahoma City has been active in "calling up" players from its D-League affiliate. The Thunder has called up a player from this club on 12 occasions since 2008 – the most call-ups between associated teams in that stretch.

The Thunder has also utilized its D-League team through developing NBA coaches. The past three coaches of this team have received "call-ups" to the NBA ranks. Darko Rajakovic (2012-14) is an assistant coach with Oklahoma City and Dale Osbourne (2011-12) and Nate Tibbets (2009-11) are both assistants with Portland. This past season, current Head Coach Mark Daigneault was elevated to the Thunder bench on Feb. 17 and the Blue finished the season playing under Jarell Christian.

Throughout last season, Thunder forwards Mitch McGary and Josh Huestis and guard Cameron Payne were assigned to the Blue. Huestis was on assignment for 25 games where he averaged 12.7 points, 5.3 rebounds and 1.4 blocks in 32.0 minutes of play. McGary was assigned for 26 games, averaging 14.7 points, 8.8 rebounds and 1.5 assists in 24.9 minutes while shooting 45.7 percent from the floor. Payne appeared in two games and averaged 23.5 points, 7.0 assists, 3.5 rebounds and 2.0 steals in each game. The Blue also worked in developing non-Thunder-roster players this year with guard Jean-Pierre Tokoto signing with the New York Knicks on Aug. 1.

The Blue will host 24 home games this upcoming season, with 23 games at the Cox Convention Center and a contest across the street at Chesapeake Energy Arena.



## MARK DAIGNEAULT HEAD COACH

Mark Daigneault (DAYG-nalt) returns for his third season as head coach of the Oklahoma City Blue after being elevated to the Thunder bench midway through the 2015-16 season. In his first season at the helm of the Thunder's NBA D-League team, Daigneault led the Blue to a 28-22 record and an appearance in the NBADL Western Conference Semifinals. Under his watch, the Blue had four players called up to NBA rosters (Josh Huestis, Dwight Buycks, Reggie Williams and Jean-Pierre Tokoto) and four Thunder players assigned a combined 37 times (Grant Jerrett, Mitch McGary, Josh Huestis and Cameron Payne).

Daigneault came to Oklahoma City after spending his previous four years working under Billy Donovan at the University of Florida, where he most recently held the position of Assistant to the Head Coach. Throughout his four years at Florida, the Gators totaled a record of 120-30 (.800), won three SEC titles and advanced to the Elite Eight each year. In his final season with UF (2013-14), the Gators became the first SEC team to go 18-0 in conference play and went on to win the SEC Championship and advance to the Final Four.

Prior to his time at Florida, Daigneault spent three seasons as an assistant coach at Holy Cross. During Daigneault's tenure, the Crusaders finished as runner-up of the Patriot League Championship in 2008-09.

A 2007 graduate of the University of Connecticut, Daigneault served as a student manager with the Huskies under Jim Calhoun from 2003-07. While at UCONN, the Huskies won the 2004 NCAA Championship and claimed three Big East titles, posting a combined record of 103-32 (.763). A native of Leominster, Mass., Daigneault holds a master's degree in sports management from the University of Florida.



**DAVID AKINYOOYE**  
ASSISTANT COACH



**TRAVON BRYANT**  
ASSISTANT COACH



**JARRELL CHRISTIAN**  
ASSISTANT COACH



## 2016-17 NBA OFFICE DIRECTORY

**NEW YORK**  
Olympic Tower  
645 Fifth Avenue  
New York, NY 10022  
Telephone: (212) 407-8000  
Fax: (212) 832-3861

**NEW JERSEY**  
100 Plaza Drive  
Secaucus, NJ 07094  
Telephone: (201) 865-1500  
Fax: (201) 974-5973

## INTERNATIONAL OFFICES

### EUROPE

**Headquarters - NBA EMEA**  
Endeavour House  
189 Shaftesbury Avenue  
London, United Kingdom WC2H 8JR  
Telephone: +44-20-7420-8900

### SPAIN

Pqe. Empresarial "La Finca"  
Edif. 17A, 1a  
28223 Pozuelo de Alarcon, Madrid, Spain  
Telephone: +34-911-517-101  
Fax: +34-911-517-120

### AFRICA

6th Floor GreenPark Corner, Cnr West Road South and Lower Road  
Morningside 2196  
Johannesburg, South Africa  
Telephone: +27-100-072-668

### INDIA

Tower 1, 10th Floor  
Indiabulls Finance Center  
Senapati Bapat Marg Mumbai  
Maharashtra 400013  
Telephone: +91-22-6124-6100

### LATIN AMERICA

#### BRAZIL

Av Borges de Medeiros, 633  
Sala 301 - Leblon  
Rio de Janeiro, RJ, Brazil 22430-041  
Telephone: +55-21-3206-1400  
Fax: +55-21-2586-6001

#### MEXICO

Av Santa Fe 94, Torre A Piso 8, Colonia Zedec Santa Fe  
Mexico DF Mexico 01210  
Telephone: +52-55-8851159  
Fax: +52-55-8851111

### CANADA

**50 Bay Street**  
Suite 1402  
Toronto, Ontario  
Canada M5J 3A5  
Telephone: (416) 682-2000  
Fax: (416) 364-0205

### ASIA/PACIFIC

#### HONG KONG

Room 3101, Lee Gardens One  
33 Hysan Avenue  
Causeway Bay, Hong Kong  
Telephone: +852-2843-9600  
Fax: +852-2536-4808

#### TAIWAN

Suite 1303, No. 88, Section 2  
Chung Hsiao East Road  
Taipei, Taiwan ROC 100  
Telephone: +886-2-2397-8000  
Fax: +886-2-2358-1098

#### PHILIPPINES

9/F Regus Office, Net Park  
5th Avenue Fort Bonifacio Global City  
Taguig, Philippines  
Telephone: +63-2-795-2446

#### CHINA—BEIJING

19th Floor, Office Tower 2, China Central Place  
No. 79 Jianguo Road, Chaoyang District  
Beijing, China 100025  
Telephone: +86-10-5200-8200  
Fax: +86-10-5200-8202

#### CHINA—SHANGHAI

Unit 2703-2708, 27F, Tower 2 Plaza 66  
1366 Nanjing West Road, Jing An District  
Shanghai, China 200040  
Telephone: +86-21-6137-2200  
Fax: +86-21-6288-9920



## 2016-17 NBA DEVELOPMENT LEAGUE DIRECTORY



### NBA D-League Office

Olympic Tower, 645 5th Avenue; New York, NY 10022  
Media Relations: Joanna Shapiro (jshapiro@nba.com);  
Mike Perrelli (mperrelli@nba.com)

#### Austin Spurs

13581 Pond Springs Road, Suite 108, Austin, TX 78729  
Tel: (512) 236-8333; Fax: (512) 236-8444  
Arena: Cedar Park Center  
Media Relations Contact: Perri Trivillion (ptrivillion@attcenter.com)  
Website: www.austinspurs.com  
NBA Affiliation: San Antonio

#### Canton Charge

1101 Market Avenue North; Canton, OH 44702  
Tel: (866) 444-1944; Fax: (330) 489-1703  
Arena: Canton Memorial Civic Center  
Media Relations Contact: Sean Wyatt (swyatt@cantoncharge.com)  
Website: www.cantoncharge.com  
NBA Affiliation: Cleveland

#### Delaware 87ers

300 Martin Luther King Blvd, Ste. 200; Wilmington, DE 19801  
Tel: (302) 504-7587; Fax: (302)351-5370  
Arena: Bob Carpenter Center  
Media Relations Contact: Alex Yoh (alextyoh@sevens.com)  
Website: www.sevens.com  
NBA Affiliation: Philadelphia

#### Erie BayHawks

110 East 8th Street; Erie, PA 16501  
Tel: (814) 790-5600; Fax: (814) 790-5608  
Arena: Erie Insurance Arena  
Media Relations Contact: Iris Rayburn (iris.rayburn@nbaerie.com)  
Website: www.nbaerie.com  
NBA Affiliation: Orlando

#### Fort Wayne Mad Ants

1910 St. Joe Center Rd, Suite 61; Fort Wayne, IN 46825  
Tel: (260) 469-4667; Fax: (260) 469-4674  
Arena: Allen County War Memorial Coliseum  
Media Relations Contact: Vinessa Needham (vneedham@fortwaynehoops.com)  
Website: www.fortwaynehoops.com  
NBA Affiliations: Indiana

#### Grand Rapids Drive

40 Monroe Center NW, Ste 11; Grand Rapids MI 49503  
Tel: (844) 473-7483  
Arena: DeltaPlex Arena  
Media Relations Contact: Sarah Parfet Jbara (spj@nbagrandsrapids.com)  
Website: www.nbagrandsrapids.com  
NBA Affiliation: Detroit

#### Greensboro Swarm

2411 West Gate City Blvd.; Greensboro, NC 27403  
Tel: (336) 907-3600  
Arena: The Fieldhouse at the Greensboro Coliseum Complex  
Media Relations Contact: Katerina Kienle (kkienle@gswarm.com)  
Website: www.gswarm.com  
NBA Affiliation: Charlotte

#### Iowa Energy

730 3rd Street; Des Moines, Iowa 50309  
Tel: (515) 564-8550; Fax: (515) 564-8551  
Arena: Wells Fargo Arena  
Media Relations Contact: Seth Nutting (sethn@iowanba.com)  
Website: www.iowanba.com  
NBA Affiliation: Memphis

#### Long Island Nets

168 39th Street, 8th Floor; Brooklyn, NY 11232  
Tel: (718) 215-2299; Fax: (718) 522-3544  
Arena: Barclays Center  
Media Relations Contact: Megan Walsh (mwalsh@brooklynets.com)  
Website: www.longislandnets.com  
NBA Affiliation: Brooklyn

#### Los Angeles D-Fenders

555 North Nash Street; El Segundo, CA 90245  
Tel: (310) 426-6000; Fax: (310) 426-6031  
Arena: Toyota Sports Center  
Media Relations Contact: T.C. Greene (tgreene@d-fenders.com)  
Website: www.d-fenders.com  
NBA Affiliation: Los Angeles Lakers

#### Maine Red Claws

413 Congress Street; Portland, ME 04101  
Tel: (207) 210-6655; Fax: (207) 429-6659  
Arena: Portland Exposition Building  
Media Relations Contact: Evans Boston (eboston@maineredclaws.com)  
Website: www.maineredclaws.com  
NBA Affiliation: Boston

#### Northern Arizona Suns

3201 N. Main Street; Prescott Valley, AZ 86314  
Tel: (928) 772-7867  
Arena: Prescott Valley Event Center  
Media Relations Contact: Ashley Stovall (astovall@nazsuns.com)  
Website: www.nazsuns.com  
NBA Affiliation: Phoenix

#### Oklahoma City Blue

208 Thunder Drive, Oklahoma City, OK 73102  
Tel: (405) 208-4800; Fax: (405) 357-9700  
Arena: Cox Convention Center  
Website: www.oklahomacityblue.com  
NBA Affiliation: Oklahoma City

#### Raptors 905

5600 Rose Cherry Place; Mississauga, ON L4Z4B6  
Tel: (416) 815-5600 Fax: (416) 357-9205  
Arena: Hershey Centre  
Media Relations Contact: Stefano Toniutti (Stefano.toniutti@mlse.com)  
Website: www.raptors905.com  
NBA Affiliation: Toronto

#### Reno Bighorns

50 West Liberty Street, Ste. 201; Reno, NV 89501  
Tel: (775) 853-8200  
Arena: Reno Event Center  
Media Relations Contact: Kyle Jones (kjones@renobighorns.com)  
Website: www.renobighorns.com  
NBA Affiliation: Sacramento

#### Rio Grande Valley Vipers

4500 North 10th Street, Suite 315; McAllen, TX 78504  
Tel: (956) 972-1144; Fax: (956) 972-1150  
Arena: State Farm Arena  
Media Relations Contact: Anwar Chagollan (anwar@rgvfc.com)  
Website: www.rgvipers.com  
NBA Affiliation: Houston

#### Salt Lake City Stars

301 West South Temple; Salt Lake City, UT 84101  
Tel: (801) 325-2500  
Arena: Lifetime Activities Center - Bruin Arena  
Media Relations: Gina Calvert (gina.calvert@slcstars.com)  
NBA Affiliation: Utah

#### Santa Cruz Warriors

903 Pacific Avenue, Suite 101; Santa Cruz, CA 95060  
Tel: (831) 731-4396; Fax: (831) 466-3201  
Arena: Kaiser Permanente Arena  
Media Relations Contact: Gina Antonello (gantonello@santacruzbasketball.com)  
Website: www.santacruzbasketball.com  
NBA Affiliation: Golden State

#### Sioux Falls Skyforce

2131 South Minnesota Ave; Sioux Falls, SD 57105  
Tel: (605) 332-0605; Fax: (605) 332-2305  
Arena: Sanford Pentagon  
Media Relations Contact: Matt Dykstra (mdykstra@skyforceonline.com)  
Website: www.skyforceonline.com  
NBA Affiliation: Miami

#### Texas Legends

2601 Avenue of the Stars, Suite 300; Frisco, TX 75034  
Tel: (214) 469-0822; Fax: (214) 469-0823  
Arena: Dr. Pepper Arena  
Media Relations Contact: Britney Wynn (bwynn@texlegends.com)  
Website: www.texlegends.com  
NBA Affiliation: Dallas

#### Westchester Knicks

198 Central Ave.; White Plains, NY 10606  
Tel: (914) 559-6888  
Arena: Westchester County Center  
Media Relations Contact: Katie Hatch (Katie.hatch@msg.com)  
Website: www.westchesterknicks.com  
NBA Affiliation: New York

#### Windy City Bulls

5333 Prairie Stone Parkway, Hoffman Estates, IL 60192  
Tel: (847) 396-7070  
Arena: Sears Centre  
Media Relations Contact: Cedric Quackenbush (cquackenbush@bulls.com)  
Website: www.windycitybulls.com  
NBA Affiliation: Chicago



NBA CARES



**NBA Cares** NBA Cares is the league's global social responsibility program that builds on the NBA's mission of addressing important social issues. This season, as part of the 10th anniversary of its creation, NBA Cares is renewing its commitment to communities around the world by inspiring play and teaching basketball's values to more than 15 million youth, providing an additional 3 million hours of hands-on service to others, and leaving a lasting legacy in communities by building 1,000 more safe places to live, learn or play by 2025. NBA Cares works with internationally recognized youth-serving programs that support education, youth and family development, and health-related causes, including: Special Olympics, YMCA of the USA, Boys and Girls Clubs of America, UNICEF, the Make-A-Wish Foundation, Share Our Strength and GLSEN.



OKLAHOMA CITY THUNDER IN THE COMMUNITY



Through about 20 annual and ongoing Thunder Cares community programs and additional outreach efforts, the Thunder directly impacts individuals and organizations throughout the state every day of the year. In all, our organization – including players, coaches and staff – has worked with more than 500 community partners since the team started in 2008, benefiting countless individuals.

From schools to shelters, from building homes to honoring heroes, the team's impact on the community is as diverse as our community itself, with one common thread running through all that we do: our fans. Since arriving in Oklahoma City, Thunder players have made more than 1,750 community appearances in and around Oklahoma City.

You can find more information on our Thunder Cares programs [okcthunder.com](http://okcthunder.com).





## UNIFORMS AND OFFICIAL MARKS



PRIMARY ICON

### HOME UNIFORM



### ROAD UNIFORM



### THUNDER PRIDE UNIFORM



### THUNDER SUNSET UNIFORM



# RUMBLE

THE BISON

## RUMBLE'S STORY:

For hundreds of years the tale has been told around Native American campfires. A great herd of American bison was lost in the Arbuckle Mountains during a ferocious storm – the kind only Oklahoma can produce.

Hail fell and tornadoes spun all around the herd as they stampeded, trying to find their way down to the safety of the plains.

One lone bison stayed behind as he helped each of his friends escape down a treacherous ravine. Once all of his friends were safe he began his descent only to find his way blocked by fallen boulders.

Lost, he climbed to the tallest peak; left to face the storm alone and searching for a way down the mountain, he was struck by a bolt of lightning.

The bolt did not destroy him, but, by the power of the god of thunder, changed him. Suddenly, he walked on two legs like a man. He possessed amazing strength and agility – he could jump higher, run faster, think more clearly than any beast.

But because he was no longer just a bison – and yet not a man – he was alone.

With many sightings, the legend grew through the years, of a mighty bison, with remarkable powers, roaming the hills alone.

Not until a group of men who carried similar powers came to Oklahoma City did he find somewhere he belonged. These men also possessed the power to jump higher, run faster, and perform acrobatic dunks more spectacular than anyone in the land. They too carried the roar of Thunder every time they took to the court.

So he joined their team. And the new legend of Rumble was born.

**BIRTHDATE**  
Unknown

**BIRTHPLACE**  
Arbuckle Mountains

**DEBUT**  
02/12/2009

**TALENTS/SKILLS**  
Drums, still walking, mini-trampoline dunking, juggling, unicycle, inline skating, belaying

**AWARDS**  
2009 NBA Mascot of the Year (voted by NBA Mascots)



For Rumble appearances, please call 405.208.4800 or go to [RumbleTheBison.com](http://RumbleTheBison.com).



## CHESAPEAKE ENERGY ARENA



### CHESAPEAKE ENERGY ARENA

Home to the NBA's Oklahoma City Thunder, Chesapeake Energy Arena also plays host to major concerts, family shows, sporting events and the latest in show-stopping entertainment. While it is managed by SMG, Chesapeake Energy Arena is owned by the City of Oklahoma City and was the premier project of its visionary capital improvement program (MAPS) to finance new and upgraded sports, entertainment, cultural and convention facilities with a one-cent sales tax.

### IMPROVEMENTS

Oklahoma City voters overwhelmingly approved a one-cent sales tax in 2008 to fund major upgrades to Chesapeake Energy Arena. A series of renovations to the facility were completed in 2013. Upgrades include new state-of-the-art digital signage, a grand entrance, renovated concourses, new concession and restaurant options, team offices and a kids zone.

### LOCATION

Located near two major interstates, Chesapeake Energy Arena sits in the heart of a downtown renaissance, just

steps away from the Cox Convention Center, as well as hotels, restaurants and entertainment venues in downtown Oklahoma City and Bricktown.

### SEATING CAPACITIES

As a multi-purpose sports and entertainment facility, Chesapeake Energy Arena offers a variety of seating configurations with capacities ranging from less than 4,000 to over 18,000. The spacious 586,000-square-foot arena seats up to:

Basketball:	18,203
Concert (360-degree):	16,591
Concert (180-degree):	11,555
Concert (Theatre Style):	3,613

Accessible seats are available on each level of Chesapeake Energy Arena. The arena has a permanent ice floor, portable insulated flooring system and portable basketball floor to accommodate diverse event configurations. Chesapeake Energy Arena also offers an arena curtaining system with rigging capabilities for maximum flexibility.

## CHESAPEAKE ENERGY ARENA



### SUITES

Suite members enjoy an elevated view of the action and elite privileges from the comfort of a private suite. Suite members enjoy a personal suite attendant for in-suite food and beverage service, perfect for private dining and entertaining guests.

### TERRACE SUITES

Our terrace suites serve as an outstanding destination for the best in entertainment, networking, amenities and service. Perched "above the rim" atop Chesapeake Energy Arena's north and south baseline sections, terrace suites offer unparalleled luxury and astounding proximity to the sights, sounds and thrills generated from the action on the floor.

### CLUB SEATS

Cox Club Level members enjoy an elevated view of the action, elite privileges and many conveniences offered by our premier facility. These members have exclusive access to the Cox Club Level and its premium restaurants and bars, which are perfect for dining, entertaining and mingling with other club guests.

### LOCAL GASTROPUB

Located on the Cox Club Level, the new Local Gastropub offers upscale versions of traditional pub foods, plus a full-service bar with beer, wine and specialty cocktails. Along with the modern atmosphere, the gastropub features HDTVs and digital video boards. Guests can cap off their experience with a trip to the gelato case.

### THE COMMONS

The renovated The Commons features a dynamic central bar, upscale bar seating and fresh food options for fans on the Cox Club Level. The space connects the Grand Entrance to the Club Level on the south side of the arena.

### COURTSIDE CLUBS AND IN-SEAT SERVICE

Courtside members experience the game in the closest and most personal way possible. In addition to offering unparalleled proximity to the court, courtside memberships come with exclusive access to our premium courtside spaces, the Continental Courtside Club and the Pub, as well as behind-the-scenes views of the action and other exclusive privileges.

### THUNDER BOX

Located above Section 305, the Thunder Box offers a unique way to experience events at Chesapeake Energy Arena, perfect for company outings or other group events. With sightlines above all other seats in the arena, this location provides a private, all-inclusive environment, complete with added comfort and amenities not available in other locations.

### SKYBOXES AND SUMMIT SPACES

Skyboxes and Summit locations are private suites located above the 300 level, offering a view of every area of the inner bowl. These spaces are available for rent every game night and provide exclusive areas for smaller groups to gather.

### OLD NO. 7 CLUB

The Jack Daniel's Old No. 7 Club has transformed into a downtown destination for every event at Chesapeake Energy Arena. Guests at this upscale urban bar can enjoy a fun and energetic atmosphere, which transforms from a contemporary bar during game nights to an intimate postgame club. Top-shelf cocktails and premium beer are served alongside an updated menu of light appetizers to complement each guest's beverage of choice.

### BUDWEISER BREW HOUSE

The Budweiser Brew House is the largest restaurant in the arena open to all fans attending Thunder games. Located on the southwest side of Chesapeake Energy Arena and just inside the Grand Entrance, Budweiser Brew House is open on all Thunder game nights. For reservations, fans can call 405.601.4459.

### CONCESSION STANDS

Chesapeake Energy Arena features numerous concession stands and specialty vendors throughout the facility, offering guests a wide variety of food and beverage choices.

### SCOREBOARD

The scoreboard features a total of 10 full-motion video panels, providing an enhanced video and graphics presentation that keeps every fan in the middle of the action. The board also includes an LED ring to display video and text.

### PRESS FACILITIES

Media facilities include courtside seating and a working press area, as well as interview areas, dining areas and provisions for TV broadcast.

### LOCKER ROOMS

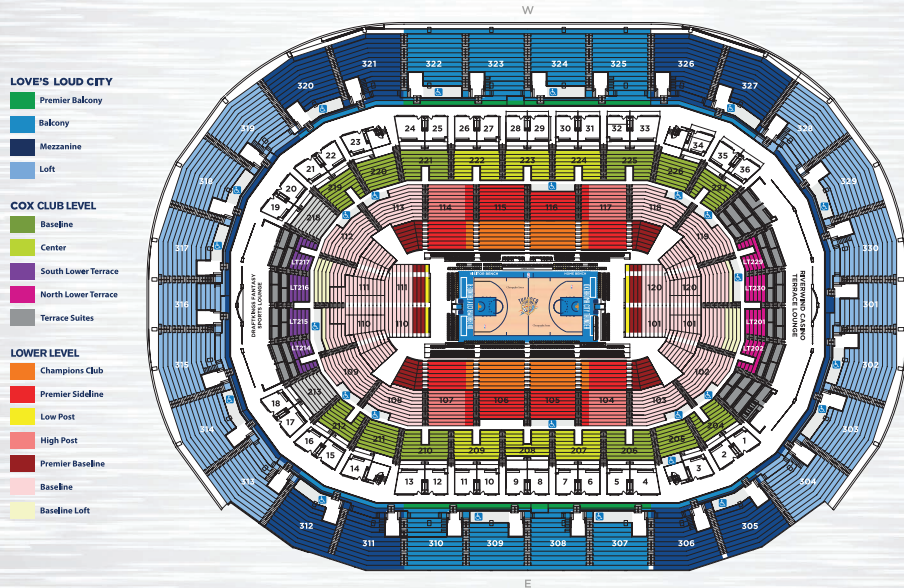
Chesapeake Energy Arena features four locker rooms, including one for the Oklahoma City Thunder and one for visiting NBA teams.

### BOX OFFICE

Chesapeake Energy Arena has a full-service box office located near the northeast entrance. For your convenience, the box office is open Monday through Friday from 10 a.m. to 6 p.m. Evening, weekend and holiday hours vary according to the Chesapeake Energy Arena event schedule. For further information or to purchase tickets online, please visit [chesapeakearena.com](http://chesapeakearena.com).



# CHESAPEAKE ENERGY ARENA TICKET MAP



For season or group ticket information, call the Thunder office at 405.208.4800.

For single-game tickets sold by the team and authentic tickets from other fans, go to [okcthunder.com/tickets](http://okcthunder.com/tickets).

## CHESAPEAKE ENERGY ARENA FACTS AND FIGURES

<b>CHESAPEAKE ENERGY ARENA OWNERSHIP</b> .....	Chesapeake Energy Arena is owned by the City of Oklahoma City and managed by SMG, which is headquartered in Philadelphia, Pennsylvania.
<b>OPENED</b> .....	After breaking ground in the spring of 1999, construction began on the new downtown arena funded by MAPS, Oklahoma City's visionary capital improvement program designed to finance new and upgraded sports, entertainment, cultural and convention facilities with a one-cent sales tax. Doors opened June 8, 2002.
<b>FIRST NBA GAME</b> .....	New Orleans Hornets vs. Sacramento Kings, Nov. 1, 2005.
<b>SEATING CAPACITY FOR THUNDER GAMES</b> .....	18,203
<b>LOCATION</b> .....	Located near two major interstates, Chesapeake Energy Arena sits in the heart of a downtown renaissance, just steps away from the Cox Convention Center.
<b>BOX OFFICE</b> .....	Chesapeake Energy Arena has a full-service box office located near the northeast entrance.
<b>ADDRESS</b> .....	100 W. Reno Ave. • OKC, OK 73102
<b>PHONE</b> .....	405.602.8700



**EXECUTIVE STAFF**



**DANNY BARTH**  
**EXECUTIVE VICE PRESIDENT**  
**AND CHIEF ADMINISTRATIVE OFFICER**

An NBA executive since 1997, Danny Barth has served in his current position of executive vice president and chief administrative officer of the Oklahoma City Thunder since the team's inaugural season in 2008. In this role, he oversees all aspects of the team's business operations, driving its emphasis on building community partnerships and creating a first-class fan experience.

After overseeing the moving of the franchise's business operations to Oklahoma City, Barth shifted his focus to the team's growth and development, including overseeing the remodeling of Chesapeake Energy Arena to not only meet NBA requirements, but also to provide a strong fan-focused environment. The facility upgrades, which were completed in 2013, included new hospitality areas, enhanced seating and sightlines, modernized common areas and concourses, and the team's permanent corporate office.

Under Barth's leadership, the Thunder has become regarded throughout the industry as a leader in sports business and a model for best practices. Within its first five seasons, the team was recognized by ESPN The Magazine in its Ultimate Standings as the No. 1 professional sports franchise in North America and awarded Sports Team of the Year by the Sports Business Awards, presented by the Sports Business Journal. The national Make-A-Wish Foundation has honored the team with a Chris Greicius Celebrity Award, and Leadership Oklahoma has recognized the team with its Statewide Community Leadership Award.

Prior to his work with the Thunder, Barth served as interim president and CEO for two seasons with the Seattle Supersonics, having previously held positions as chief financial officer, vice president and controller for the team. He began his career with Price Waterhouse LLC, spending six years in the audit division in the corporation's Seattle and New York offices, where he specialized in retail and investment banking.

A graduate of Seattle University, Barth resides with his wife Julie and their two sons in Edmond.



**BRIAN M. BYRNES**  
**SENIOR VICE PRESIDENT, SALES AND MARKETING**

Brian Byrnes joined the Thunder organization in April 2005, and developed and executed the strategic sales and marketing efforts to launch business operations in Oklahoma City in 2008. Byrnes' current responsibilities include oversight of ticket sales, retention and operations; luxury suite sales and hospitality; marketing and communications strategies such as brand management, advertising, promotions, graphic design, digital media, e-commerce and event presentation.

Capitalizing on the unique platform of being Oklahoma's first permanent major-league sports team, Byrnes continues to foster programming that extends the reach of the Thunder brand to fans throughout the region. Initiatives such as Thunder Alley and the Thunder Rewards Zone make the game-day experience accessible to all Thunder fans visiting Chesapeake Energy Arena. Year-round, the Blue Alliance connects local fans in towns across Oklahoma, while the OG&E ThunderBolt brings an interactive Thunder experience to regional fairs and neighborhood celebrations.

Previously, Byrnes served as executive vice president of business operations for the NHL's Phoenix Coyotes, guiding the organization through a rebranding that included a new corporate identity, logos and team uniforms. Prior to joining the Coyotes, Byrnes built nearly 10 years of experience with the NHL's Dallas Stars and MLB's Texas Rangers.

Byrnes is actively involved in the Thunder Cares Foundation, Allied Arts, Leadership Oklahoma City, the National Sports Forum and the Greater Oklahoma City Sports Consortium. A graduate of St. Mary's University in San Antonio, Byrnes and his wife Ashley reside with their three children in Edmond.



**PETE WINEMILLER**  
**SENIOR VICE PRESIDENT, GUEST RELATIONS**

An NBA franchise executive since 1995, Pete Winemiller currently serves as senior vice president of Guest Relations for the Thunder.

Winemiller is charged with creating repeat customers in a business environment where you cannot control the level of success on the basketball court (the purchased product), but you can control what happens in the stands (the customer experience).

In 2008 Winemiller and his staff led the implementation of a results-producing customer service program leading into the inaugural season for the Thunder, during what former NBA Commissioner David Stern called "the most compressed beginning ever in professional sports."

The Thunder was recognized in 2014 by the Customer Experience Professionals Association as a winner of its CX Innovation Award, which recognizes organizations implementing new practices that improve customer experience, resulting in strong business impact. The team also received the 2014 All-Star Award from the National Customer Service Association. The Thunder has previously been honored by the American Business Awards as Front-Line Customer Service Team of the Year in 2012 and as a Gold Award winner in the Customer Experience Excellence category of the Gartner & 1to1 Media CRM Excellence Awards.

Winemiller has been a keynote speaker and featured presenter at numerous customer service conferences throughout the country. He has served as adjunct professor at both Arizona State University and the University of Washington, sharing his business perspective with undergraduate students, graduate students and business executives.

Winemiller was selected in 2013 as Chief Customer Officer of the Year by the Chief Customer Officer Council. A graduate of Washington State University, he is an alumnus of the Disney Institute in Orlando, Fla., and the Ritz-Carlton Leadership Center in Chevy Chase, Maryland. He received his professional certification in Customer Experience Management in 2010. He is a member of the Make-A-Wish Oklahoma board of directors and serves on the Junior League of Oklahoma City advisory board.



**CHRISTINE BERNEY**  
**VICE PRESIDENT, COMMUNITY RELATIONS AND EXECUTIVE DIRECTOR, THUNDER CARES FOUNDATION**

Christine Berney joined the Oklahoma City Thunder in 2008 and currently serves as vice president of Community Relations and executive director of the Thunder Cares Foundation.

During her tenure, Berney has helped establish the Thunder as a leader in the Oklahoma City community and as a partner with nonprofits across the state. She oversees the many ongoing community outreach programs and events the Thunder runs, as well as the Thunder Cares Foundation, which focuses on building and refurbishing community basketball courts across Oklahoma.

Berney's professional background includes public relations and community relations positions in both the corporate and nonprofit sectors. Originally from California, Berney earned her B.A. in English from Oregon State University and her M.F.A. in Creative Writing from the University of Massachusetts at Amherst.





**TONY DRISCOLL**  
**VICE PRESIDENT, BUSINESS DEVELOPMENT**

Tony Driscoll serves the Thunder organization as vice president of Business Development, having joined the team in 2012. He leads the organization's efforts to foster relationships with existing business partners and to expand sponsorship opportunities.

Driscoll previously worked as vice president of sales and business development for the National Hot Rod Association (NHRA), headquartered out of Charlotte for the California-based organization.

Prior to that, he worked in several roles with the International Speedway Corporation (ISC), which owns and/or operates 13 NASCAR racetracks around the country. Over the course of 10 years with ISC, Driscoll rose to the position of senior director of partnership and integrated media sales, where he successfully developed and executed an expansive strategy to cultivate new partners, renew existing sponsorships and integrate sales for numerous media outlets into the organization's corporate sales unit.

Driscoll is a graduate of Eastern Michigan University in Ypsilanti, Michigan.



**SCOTT LOFT**  
**VICE PRESIDENT, TICKET SALES, RETENTION AND DATABASE OPERATIONS**

Scott Loft is an industry veteran with more than 25 years of professional sports leadership experience in the National Football League, National Hockey League and National Basketball Association.

Loft joined the Thunder in 2010 after three seasons with the Miami Dolphins and is responsible for the Thunder's overall strategy and tactics for all ticket sales, retention and database operations including season ticket sales, group ticket sales, executive suites and Club Level memberships.

Loft's sports career started with the NBA's Philadelphia 76ers, where he spent nine seasons, culminating as the director of ticket sales. After his stint with the NBA, Loft became one of the first employees with the NHL's expansion Nashville Predators, where his ticket sales team became the first NHL or NBA franchise to qualify for expansion by selling more than 12,000 season tickets before the NHL franchise was awarded to the city of Nashville.

After five seasons in the NHL, Loft joined the NFL's Jacksonville Jaguars as executive director of ticket sales and marketing. Loft was chosen to be the Jaguars' sole attendee at the inaugural NFL Management Program at Stanford during the 2003 season, and his five years in Jacksonville were highlighted by the local oversight of the ticketing functions for Super Bowl XXXIX, which was played in Jacksonville in 2005. Loft then continued his NFL career with the Miami Dolphins, where he stayed until he joined the Thunder.

Prior to his career in sports, Loft received his undergraduate degree from Ball State University in Muncie, Indiana, and his master's degree from Temple University in Philadelphia. Loft currently lives in Edmond with his wife Cathy; their son, Josh, attends the University of Oklahoma.



**DAN MAHONEY**  
**VICE PRESIDENT, BROADCASTING AND CORPORATE COMMUNICATIONS**

Dan Mahoney joined the Oklahoma City Thunder in August 2008. In his role of vice president of Broadcasting and Corporate Communications, he oversees the Thunder business public relations efforts, website (okcthunder.com) and broadcasting operations.

Previously Mahoney served as a public relations consultant for the Professional Basketball Club, LLC and the New Orleans Hornets. From 1995-2003 he was director of communications for Oklahoma Governor Frank Keating. He later worked with Gov. Keating as senior vice president of communications and public affairs at the American Council of Life Insurers in Washington, D.C.

Consulting with Gooden Group of Edmond, Okla., Mahoney coordinated public relations efforts for the Skirvin Hilton Hotel, a historic Oklahoma City landmark which reopened in 2007 after being closed for 18 years. He also assisted the Hornets during their relocation and two-year stay in Oklahoma City from 2005-07.

As director of communications for Gov. Keating, Mahoney was responsible for public information coordination for the State of Oklahoma and the Governor's office. That included public information efforts during the 1995 bombing of the Murrah Federal Building in Oklahoma City. Following that tragedy, he consulted for businesses and other government agencies on crisis communications.

Mahoney spent 18 years in radio and television as a news director, news reporter and sportscaster in Richmond, Va.; Albuquerque, N.M.; and Oklahoma City. He is a native of Philadelphia and attended Virginia Commonwealth University and the University of New Mexico.

Mahoney served on the 20-year anniversary committee for the Oklahoma City National Memorial. He has two adult daughters who live in New York City.



**KATY SEMTNER**  
**VICE PRESIDENT, HUMAN RESOURCES**

Katy Semtner joined the Oklahoma City franchise in January 2003. She serves as the team's vice president of Human Resources. Semtner's responsibilities include oversight of payroll, benefits, employee relations, recruitment, selection, orientation, performance management, compensation, policy creation, employment-law compliance and employee development.

Prior to joining the franchise, Semtner worked in human resources in the hospitality and nonprofit industries. She is a certified Senior Professional in Human Resources.

Semtner is a member of the Society for Human Resources Management, the Oklahoma City Human Resources Society and EWF International. The Seattle native is a graduate of the University of California at San Diego and an alumna of Leadership Oklahoma City.



## BUSINESS OPERATIONS



### **STACY BLOMSTROM** CONTROLLER

Stacy Blomstrom began with the Thunder in 2009 as the organization's assistant controller, moving into her current position in 2012. Prior to working for the Thunder, Blomstrom was controller for a set of five LLCs at CNI (Chickasaw Nation Industries) in Norman.

Previously, she served as CFO for the Moore Medical Center and as the director of finance/operations at Eagle Ridge Institute, a nonprofit social-service agency.

Blomstrom earned her Bachelor of Science degree in accounting from Regis University in Denver in 2001. A native of Colorado, she spent 14 years working with healthcare organizations in that state before moving to Oklahoma in 2003.



### **JIM BRYLEWSKI** DIRECTOR, DEVELOPMENT TEAM BUSINESS OPERATIONS

Jim Brylewski has served with the Thunder NBA D-League team since 2008 and currently leads business operations for the Oklahoma City Blue. Brylewski, a graduate of Michigan State University, previously worked with the Youngstown SteelHounds of the Central Hockey League as assistant general manager.

Previous to Youngstown, Brylewski worked with the San Jose Sharks organization, serving as vice president of marketing and sales for the Cleveland Barons AHL franchise and assisting the Sharks organization in the relocation of the Barons business operations to Worcester, Massachusetts.

Brylewski began his career in 1988 as an event promotions supervisor with the Detroit Tigers. From 1996-2000 he served as the advertising and promotions manager with the Baltimore Orioles, when the team set franchise records in attendance and corporate sales revenue. In his final season with the Orioles, Brylewski was also responsible for the day-to-day operations of the team's ballpark entertainment, most notably the planning and scripting of Cal Ripken's 3,000-hit ceremony.



### **JODY EAST** DIRECTOR, CORPORATE HOSPITALITY

Jody East was born and raised in Miami, Oklahoma. She is a graduate of Oklahoma State University, where she earned her Bachelor of Human Environmental Sciences, a degree in hotel and restaurant administration. Jody began her career at the then-named Ford Center, where she managed executive suites for three years until being recruited by the New Orleans/Oklahoma City Hornets. After a taste of the NBA, East was hooked and has been a proud member of the Oklahoma City Thunder organization since

2008.

In her current role, she is directly responsible for the department that manages all Thunder game-night hospitality areas, as well as providing additional services for staff and external-group events. East also oversees renovation enhancements to in-arena premium areas and owner relations.

East has lived in the Oklahoma City area since 2003 and currently resides in Edmond.

## BUSINESS OPERATIONS



### **KARINA HENDERSON** DIRECTOR, CORPORATE COMMUNICATIONS

Karina Henderson joined the Thunder in 2011 and currently serves as Director, Corporate Communications, providing a consistent and creative voice across social media, email, media outreach and all other fan-engagement platforms.

Prior to joining the Thunder, Henderson worked for several years in Oklahoma state politics and government, including with the state House of Representatives and the Insurance Department.

A native of Wisconsin, Henderson attended the University of Pennsylvania, graduating with a political science degree. She moved to Oklahoma to marry her husband, Brady, a local attorney and native of Enid. The couple resides in Oklahoma City with their two children.



### **TRAVIS HERMAN** DIRECTOR, TICKET AND PREMIUM SALES

Travis Herman has been with the Oklahoma City franchise since 2001, taking on his current title as director of Ticket and Premium Sales in 2011. In this role, he is responsible for the development, implementation and execution of all sales strategies in order to maximize the generation of ticket and premium revenue for both the Oklahoma City Thunder and the Oklahoma City Blue franchises.

Originally from Hays, Kansas, Travis earned his degree in finance from Kansas State University in the fall of 2001.



### **KARLIS KEZBERS** DIRECTOR, BUSINESS INTELLIGENCE AND TICKET STRATEGY

Karlis Kezbers joined the Thunder in September 2008 and currently serves as the team's director of Business Intelligence and Ticket Strategy. The Bloomington, Minnesota, native grew up in Oklahoma City and graduated from the University of Oklahoma in 2004. Upon graduating, he joined the sales and retention team for the NBA's Phoenix Suns. After four seasons with the Suns, Kezbers jumped at the opportunity to help build a franchise in his hometown.

In his time at the Thunder, Kezbers has overseen season ticket retention, premium service, ticket operations and the newly developed business analytics team. In his current role, Karlis takes the lead on the development and management of the team's CRM platform and database warehouse strategy. Kezbers, his wife Emily and their daughter Brynn reside in Edmond.



### **TYLER LANE** DIRECTOR, INFORMATION TECHNOLOGY

Tyler Lane joined the Thunder in 2009 as director of Information Technology. Lane began his career in the U.S. Navy as an aviation electronics technician, maintaining radar systems on F/A-18 Hornets and serving aboard the USS Nimitz. He later held several IT positions at the University of Oklahoma, including within the Athletics department and the College of Engineering.

Lane earned his bachelor's in aviation management from Southeastern Oklahoma State University, as well as an MBA from the University of Oklahoma. He and his wife Alisa reside in Norman with their sons, Ben and Jack.



## BUSINESS OPERATIONS



### JOHN LEACH

#### DIRECTOR, EVENTS AND ENTERTAINMENT

John Leach joined the franchise in 2007 as the director of Events and Entertainment. Leach began his career as an on-air personality in radio for eight years in both Houston and San Diego. He was hired full-time by the Houston Rockets in 2000 in their Game Operations department.

Prior to joining the Rockets full-time, Leach was responsible for game music in Houston during their championship seasons in 1994 and 1995, and actually has a ring to prove it. He helped move the Rockets into the new Toyota Center and played an integral role in creating a new interactive NBA experience with a variety of performance teams – including drummers, breakdancers and tumblers – that were all part of the Rockets' branded game-night entertainment.

Leach was recruited by the then Charlotte Bobcats to start the game presentation/entertainment department when Charlotte was awarded a franchise in 2004. Looking at his current position, Leach notes how exciting it is to produce an NBA experience for the enthusiastic Thunder fans.



### RON MATTHEWS

#### DIRECTOR, INTERACTIVE MEDIA AND PUBLICATIONS

Ron Matthews joined the Oklahoma City franchise in 2006 as the director of Interactive Media and Publications. Matthews oversees the team website (okcthunder.com), mobile apps (Oklahoma City Thunder, Thunder Plus) and publications (Game Night program, Thunder Magazine and the annual Thunder Cares report). He is active in developing content across all platforms – online, print, video and photography.

Prior to joining the club, Matthews was sports editor at the Seattle Post-Intelligencer. He was named to that position in 2001, following five years as the assistant sports editor. He held similar positions at various newspapers in California, New York, Washington, Vermont and Utah.

Matthews graduated from Oregon State University in 1985 with a degree in journalism.



### ABBY MORGAN

#### DIRECTOR, PARTNERSHIP ACTIVATION

Abby Morgan began with the Thunder in 2008 as a senior account services manager, taking on her current role as director of Partnership Activation in 2010. In her current role, she is responsible for the management of corporate partnership fulfillment and its activation staff.

Before her move to the Thunder, Morgan was the corporate promotions and events manager for the Dallas Mavericks. From 2005 to 2007, she served as corporate partnerships marketing manager for the New Orleans/Oklahoma City Hornets. Prior to beginning her NBA career, Morgan was a special assistant to the Oklahoma State men's basketball coaching staff.

Born in Stillwater, Morgan graduated from Oklahoma State University with a bachelor's and an MBA.



### CHRIS SORRELS

#### DIRECTOR, SEASON TICKET RETENTION AND PREMIUM SERVICES

Chris Sorrels serves the Thunder organization as Director, Season Ticket Retention and Premium Account Services, having joined the team in 2009. He leads the organization's efforts to build and foster relationships with existing Season Ticket Members and to deliver an unparalleled professional sports experience through proactive, customized service.

Sorrels had previously worked as the inside sales manager and customer account manager for the Frisco Roughriders, AA baseball team for the Texas Rangers.

Prior to that, he worked for the Coppell Copperheads of the Texas Collegiate League where he directed the day-to-day operations of the ball club as the team's general manager.

Prior to his career in sports, Sorrels received his undergraduate degree from Oklahoma State University and his master's degree from the University of North Texas. Sorrels and his wife, Jennifer, reside with their three children in Edmond.

## BUSINESS OPERATIONS



### DAWN TUNER

#### DIRECTOR, MARKETING AND BRAND MANAGEMENT

Dawn Turner joined the Thunder in 2014 as director of Marketing and Brand Management, leading the team that is responsible for all of the graphic design, advertising, brand promotions, segment marketing and merchandising for the club.

Prior to joining the Thunder, Turner spent seven years in entertainment and sports marketing for American Airlines. Her primary duties involved overseeing all entertainment properties, including American Airlines Center in Dallas, American Airlines Arena in Miami, major-league sports teams and product integration for TV and motion pictures.

Turner previously served as director of Corporate Communications and Community Relations for the Dallas Mavericks. She began her career as media director with the Professional Bowlers Association (PBA Tour).

Born and raised in Cuyahoga Falls, Ohio, Turner holds a bachelor's degree in sports medicine from the University of Akron and a master's in sport administration from Kent State University. She currently resides in Edmond with her husband, Kevin, and their children, Siri and Finn.



### MATTHEW WELLS

#### DIRECTOR, BROADCAST PRODUCTION

Matthew Wells joined the Thunder during the team's first season in Oklahoma City, being named director of Broadcast Production in 2013. When he joined the team, Wells brought with him a decade of experience in TV journalism. He previously worked in local news at OETA and KWTW-News 9 in Oklahoma City, after starting his career as a sports anchor/reporter with KXII in Sherman, Texas.

Wells has earned wide recognition for his work as a storyteller, photographer and editor, including being a-part of a four-time Emmy award winning team for his contributions in Live Sports Broadcasting.

A Texas native, Wells graduated in Journalism/Communications from Stephen F. Austin State University in Nacogdoches, Texas, where he also played as a walk-on for the Lumberjack football team. He now calls Oklahoma his home, along with his wife, Kelly, and three children, Spencer, Maggie and Evan.



### KATRINA WILEY

#### DIRECTOR, HUMAN RESOURCES

Katrina Wiley joined the franchise in 2006 and has been a proud member of the Thunder organization since the team's first season. A native of the Northwest, Wiley came to the team with over 10 years of experience in human resources and payroll, including seven years with a Seattle-based property management company.

In her current role, Wiley directs HR and payroll for the Oklahoma City Thunder and the Oklahoma City Blue, the team's NBA Development League franchise. Her primary areas of focus include employee onboarding and orientation programs, the Thunder internship program, employee events and recognition, recruiting and employee relations.

Wiley is a graduate of UCO with a major in Human Resource Management. She currently serves as a mentor in UCO's 2BLeaders program. She and her husband, David, reside in Edmond.



# 2016-17 THUNDER DIRECTORY



**Ade Amuda**  
Marketing & Events Coordinator



**Sarah Amyx**  
Assistant Controller



**Brandon Ankney**  
Senior Graphic Designer



**Chris Battle**  
Senior Account Manager



**Becky Bauman**  
Manager, Ticket Operations



**Jay Beauchamp**  
Senior Photo Journalist/Video



**Zach Beeker**  
Staff Photographer & Archivist



**Terah Bernardi**  
Account Executive, Development  
Team Sales



**Jason Bilger**  
Inside Sales Representative



**Matt Bishop**  
Website & Publications Coordinator



**Rachel Bradley**  
Season Ticket Account Manager



**Dana Bressler**  
Manager, Premium Ticket  
Operations



**Scott Brinson**  
Season Ticket Account Manager



**Blake Broaddus**  
Thunder Mobile Experience  
Coordinator



**Danielle Brown**  
Business Intelligence Analyst



**Heather Brown**  
Event Presentation Coordinator



**Aimee Canavan**  
Corporate Hospitality Coordinator



**Paige Carter**  
Dance Team Manager



**Janaki Cash**  
Account Executive, Season  
Ticket Sales



**Kyle Cofer**  
Manager, Premium Sales



**Clinton Corley**  
Video Photographer / Editor



**Joseph Crall**  
Front-End Developer & Manager  
of Digital Prod



**Eric Date**  
Executive Producer & Director, TV  
Game Broadcast



**Morgan Dickenson**  
Game Presentation & Entertainment



**Jimmy Do**  
Website & Publications Coordinator



**Cole Douglas**  
Account Executive, Season  
Ticket Sales



**Nicole Doyle**  
Season Ticket Account Manager



**Robyn Dumas**  
Season Ticket Account Manager



**Joy Dyer**  
Guest Relations Training Coordinator



**Jessica Edwards**  
Manager, Courtside Services

# 2016-17 THUNDER DIRECTORY



**Whitney Emde**  
Account Executive, Business  
Development



**Laura Flintn**  
Season Ticket Account Manager



**Nick Gallo**  
Digital Content Reporter



**Sean Heusel**  
Sr. Account Exec. Bus. Develop



**Kim Heussner**  
Account Executive, Group Sales



**Marla Hibdon**  
Executive Assistant to the Chairman



**Matt Hinderman**  
Broadcast Production Manager



**Ryan Hock**  
Account Executive, Group Sales



**Bill Hooker**  
Producer, Media Production



**Krystal Jones**  
Graphic Designer



**David Jones**  
Manager, Broadcast & Technical  
Operations



**Justin Jordan**  
Manager, Inside Sales



**Josh Karnett**  
Account Executive, Development  
Team Sales



**Ashley Karther**  
Revenue Accountant



**Matt Keller**  
Manager, IT Operations



**Samantha Krafft**  
Account Executive, Business  
Development



**Todd Lawson**  
IT Applications Coordinator



**Katherine Logan**  
Accounts Payable Specialist



**Kaylee Lonsinger**  
Guest Communication Coordinator



**Kaylan Lowrie**  
Business Operations Coordinator



**Mac Maddox**  
Manager, Group & Season  
Ticket Sales



**Taylor Mask**  
Account Executive, Development  
Team Sales



**Michelle Matthews**  
Manager, Youth Basketball  
Programs



**Haley McCaleb**  
Guest Relations Assistant



**Steve Melton**  
Broadcast Producer



**Branden Morrow**  
Marketing Coordinator



**Kaitlyn Motycka**  
Marketing Programs & Promotions  
Coordinator



**Kyle Murphy**  
Inside Sales Representative



**Amy Neff**  
HR & Payroll Coordinator



**Lonnie Nichols Jr**  
Account Executive, Premium Sales



# 2016-17 THUNDER DIRECTORY



**Ryan O'Toole**  
Account Executive, Business Development



**Jennifer Pearson**  
Inside Sales Representative



**Tim Pederson**  
Account Executive, Business Development



**Alana Peery**  
Partnership Activation Account Manager



**Jason Quintero**  
Sr Manager, Game Presentation



**Carla Root**  
Payroll Specialist



**Austin Ryan**  
Inside Sales Representative



**Kelsey Schaefer**  
Partnership Activation Account Manager



**Elizabeth Sellers**  
Community Relations Coordinator



**Clay Shewey**  
Account Executive, Development Team Sales



**David Simmons**  
Facilities Coordinator



**Jennifer Sorrels**  
Office Manager & Executive Assistant



**Rayna Stewart**  
Manager, Suite Services



**Lindsay Stockton**  
Group Events & Ticket Sales Co



**Tyrus Taylor**  
Manager, Digital Media Production



**Coby Van Loan**  
Season Ticket Account Manager



**Lisa Waite**  
Creative Services Director



**Jennifer Watson**  
Community Relations Events Manager



**Brittany Weaver**  
Guest Relations Assistant



**Keli White**  
Guest Experience Coordinator



**Debbie Williams**  
Community Relations Programs Manager



**Jennifer Young**  
Group Events & Ticket Sales Coordinator



**Tanna Zach**  
Manager, Marketing Outreach





## 2016-17 OKLAHOMA CITY THUNDER FRONT OFFICE STAFF

### BASKETBALL OPERATIONS

Executive Vice President & General Manager ..... Sam Presti  
 Vice President / Assistant General Manager ..... Troy Weaver  
 Assistant General Manager & Team Counsel ..... Michael Winger

### COACHES

Head Coach ..... Billy Donovan  
 Assistant Coach ..... Adrian Griffin  
 Assistant Coach ..... Maurice Cheeks  
 Assistant Coach ..... Anthony Grant  
 Assistant Coach ..... Mark Bryant  
 Assistant Coach ..... Darko Rajakovic  
 Assistant Coach ..... Vin Bhavnani  
 Assistant Coach ..... Royal Ivey  
 Quality Control Coach ..... Billy Schmidt

### MEDICAL AND PERFORMANCE

Director of Medical Services ..... Donald Strack, DPT, ATC  
 Head Athletic Trainer ..... Joe Sharpe  
 Athletic Performance Coordinator ..... David Howarth  
 Athletic Performance Specialist ..... Andrew Paul  
 Performance Scientist ..... Blake McLean  
 Physical Therapist / Performance Specialist ..... Mike Davis, DPT  
 Assistant Athletic Trainer ..... Tony Katzenmeier  
 Head Team Primary Care Physician ..... Daniel Clinkenbeard  
 Head Team Orthopedic Physician ..... Carlan Yates

### SCOUTING

Director of College Player Personnel ..... Will Dawkins  
 Opposition Scout ..... Larry Greer  
 Coordinator of International Scouting / Amateur ..... Massimo Biasin  
 Pro Scout ..... Mike Wilks  
 College Scout ..... Ryan Lambert, Brandon Miller  
 Amateur Scout ..... Aki Collins  
 Special Assignment Scout ..... Hank Smith  
 Scouting Assistant ..... Paul Johnson

### BASKETBALL OPERATIONS AND TECHNOLOGY

Director of Basketball Operations ..... Paul Rivers  
 Director of Basketball Research & Analytics ..... Jesse Gould  
 Director of Team Research & Development ..... Oliver Winterbone  
 Basketball Operations Coordinator / Legal & Administration ..... Amanda Green  
 Basketball Data Analyst ..... Ryan Shea, Wynn Sullivan  
 Basketball Operations Coordinator ..... OJ Aworo

### DATA SCIENCE

Data Scientist – Analytics Information Systems ..... Tom Perry

### VIDEO COACHING

Video Analyst / Player Development ..... Drew Jones  
 Video Analyst / Personnel ..... Sebastian Prutti  
 Video Analyst ..... Steve Scaizi

### TEAM OPERATIONS

Director of Team Operations ..... Marc St. Yves  
 Manager of Team Operations ..... Wilson Taylor  
 Director of Team Security ..... Michael Chatman  
 Director of Player Appearances and Services ..... A yana Lawson  
 Director of Team Wellness ..... Angela Charlton, Ph. D.

### BASKETBALL COMMUNICATIONS

Director of Basketball Communications ..... Matt Tumbleson  
 Manager of Basketball Communications ..... Michael Ravina, John Read

### ADMINISTRATION

Team Travel Coordinator ..... Judy Riddle  
 Assistant to the Executive Vice President and General Manager ..... Glenn Wong

### FACILITIES

Facility Operations Manager ..... Johnny Shults



## 2016-17 OKLAHOMA CITY THUNDER FRONT OFFICE STAFF

### DEVELOPMENT TEAM OPERATIONS

Director of Development Team Operations/Pro Scout ..... Brandon Barnett  
 Head Coach ..... Mark Daigneault  
 Assistant Coach ..... David Akinyooye, Travon Bryant, Jarell Christian  
 Physical Therapist / Athletic Trainer ..... Michael Ashton  
 Manager of Team Operations ..... Chris Condit

### EXECUTIVE TEAM

Executive Vice President, Chief Administrative Officer ..... Danny Barth  
 Senior Vice President, Sales and Marketing ..... Brian Byrnes  
 Senior Vice President, Guest Relations ..... Pete Winemiller  
 Vice President, Community Relations ..... Christine Berney  
 Vice President, Business Development ..... Tony Driscoll  
 Vice President, Ticket Sales, Retention & Database Operations ..... Scott Loft  
 Vice President, Broadcasting & Corporate Communications ..... Dan Mahoney  
 Vice President, Human Resources ..... Katy Semtner

### ADMINISTRATION

Office Manager & Executive Assistant ..... Jennifer Sorrels  
 Executive Assistant to the Chairman ..... Marla Hibdon  
 Facilities Coordinator ..... David Simmons

### BROADCASTING

Play-by-Play Announcer ..... Brian Davis  
 Broadcast Analyst ..... Michael Cage  
 Sideline and Broadcast Host ..... Lesley McCaslin  
 Radio Play-by-Play Announcer ..... Matt Pinto  
 Executive Producer and Director, Television Game Broadcasts ..... Eric Date  
 Broadcast Producer ..... Steve Melton  
 Director, Broadcast Production ..... Matthew Wells  
 Manager, Broadcast & Technical Operations ..... David Jones  
 Broadcast Production Manager ..... Matt Hinderman  
 Senior Photojournalist/Video Editor ..... Jay Beauchamp  
 Video Photographer / Editor ..... Clinton Corley

### BUSINESS DEVELOPMENT

Senior Account Executive, Business Development ..... Sean Heusel  
 Business Development Account Executive ..... Whitney Emde, Samantha Krafft, Ryan O'Toole, Tim Pederson  
 Director, Partnership Activation ..... Abby Morgan  
 Senior Partnership Activation Account Manager ..... Ashley McClain, Megan Salomone  
 Partnership Activation Account Manager ..... Alana Peery, Kelsey Schaefer  
 Business Development Coordinator ..... Lauren Doggett

### COMMUNICATIONS

Director, Corporate Communications ..... Karina Henderson  
 Corporate Communications Coordinator ..... Erica George

### COMMUNITY RELATIONS

Community Relations Events Manager ..... Jennifer Watson  
 Community Relations Programs Manager ..... Debbie Williams  
 Community Relations Coordinator ..... Elizabeth Sellers

### CORPORATE HOSPITALITY

Director, Corporate Hospitality ..... Jody East  
 Coordinator, Corporate Hospitality and Services ..... Aimee Canavan

### DEVELOPMENT TEAM

Director, Development Team Business Operations ..... Jim Brylewski  
 Manager, Development Team Sales & Retention ..... Michelle Matthews  
 Account Executive, Development Team Sales ..... Terah Bernardi, Taylor Mask, Clay Shewey  
 Marketing & Events Coordinator, Development Team ..... Ade Amuda  
 Business Operations Coordinator, Development Team ..... Kaylan Lowrie

### EVENTS & ENTERTAINMENT

Director, Events & Entertainment ..... John Leach  
 Senior Manager, Game Presentation & Entertainment ..... Jason Quintero  
 Fan Interaction Specialist ..... Kerry Aderly  
 Mascot Coordinator ..... Travis Hibdon  
 Manager, Live Event Presentation ..... Tyler Cofer  
 Game Presentation & Entertainment Coordinator ..... Morgan Dickenson  
 Event Presentation Coordinator ..... Heather Brown  
 Thunder Mobile Experience Coordinator ..... Blake Broaddus  
 Dance Team Manager ..... Paige Carter



## 2016-17 OKLAHOMA CITY THUNDER FRONT OFFICE STAFF

Producer, Media Production ..... Bill Hooker  
 Manager, Digital Media Production ..... Tyrus Taylor  
 Digital Media Production Coordinator ..... Benjamin Sledge  
 Video Production Coordinator ..... Juan Fonseca

### FINANCE

Controller ..... Stacy Blomstrom  
 Assistant Controller ..... Sarah Amyx  
 Revenue Accountant ..... Ashley Karther  
 Accounts Payable Specialist ..... Katherine Logan  
 Staff Accountant .....

### GUEST RELATIONS

Guest Experience Coordinator ..... Keli White  
 Guest Communication Coordinator ..... Kaylee Lonsinger  
 Guest Relations Training Coordinator ..... Joy Dyer  
 Guest Relations Assistant ..... Haley Burr, Brittany Weaver

### HUMAN RESOURCES

Director, Human Resources ..... Katrina Wiley  
 Payroll Specialist ..... Carla Root  
 HR & Payroll Coordinator ..... Amy Neff

### INFORMATION TECHNOLOGY

Director, Information Technology ..... Tyler Lane  
 IT Operations Manager ..... Matt Keller  
 IT Applications Coordinator ..... Todd Lawson  
 IT Support Coordinator ..... Phillip Riggs

### MARKETING

Director, Marketing & Brand Management ..... Dawn Turner  
 Manager, Brand Marketing ..... Erin Lewis  
 Manager, Marketing Outreach ..... Tanna Zach  
 Marketing Programs & Promotions Coordinator ..... Kaitlyn Motycka  
 Marketing Services Coordinator ..... Brandon Morrow  
 Creative Services Director ..... Lisa Waite  
 Senior Graphic Designer ..... Brandon Ankleu  
 Graphic Designer ..... Krystal Jones, Adrienne Samuel  
 Staff Photographer & Archivist ..... Zachary Beeker

### PREMIUM SALES

Manager, Premium Sales ..... Kyle Cofer  
 Account Executive, Premium Sales ..... Lonnie Nichols

### SEASON TICKET MEMBER RETENTION

Director, Season Ticket Retention & Premium Account Services ..... Chris Sorrels  
 Manager, Season Ticket Retention ..... Brent Coffman  
 Manager, Courtside Services ..... Jessica Summers  
 Manager, Suite Services ..... Rayna Stewart  
 Senior Account Manager ..... Chris Battle  
 Season Ticket Account Manager ..... Rachel Bradley, Scott Brinson, Nicole Doyle, Robyn Dumas, Laura Flinton,  
 Anna Mariutto, Derek Murray, Chris O'Shea, Coby Van Loan

### TICKET OPERATIONS & BUSINESS INTELLIGENCE

Director, Business Intelligence and Ticket Strategy ..... Karlis Kezbers  
 Manager, Ticket Operations ..... Becky Bauman  
 Manager, Premium Ticket Operations ..... Dana Bressler  
 Ticket Operations Coordinator ..... Joe Denny  
 Business Intelligence Analyst ..... Alex Beene, Danielle Brown

### TICKET SALES

Director, Ticket and Premium Sales ..... Travis Herman  
 Manager, Group & Season Ticket Sales ..... Mac Maddox  
 Account Executive, Season Ticket Sales ..... Janaki Cash, Cole Douglas, Jennifer Hromek  
 Account Executive, Group Sales ..... Kim Heussner, Ryan Hock  
 Group Events & Ticket Sales Coordinator ..... Lindsay Stockton  
 Manager, Inside Sales ..... Justin Jordan  
 Inside Sales Representative ..... Jason Bilger, Josh Karnett, Kyle Murphy, Jennifer Pearson, Austin Ryan

### WEBSITE

Director, Interactive Media & Publications ..... Ron Matthews  
 Front-End Developer & Manager of Digital Products ..... Joseph Crall  
 Digital Content Reporter ..... Nick Gallo  
 Websites & Publications Coordinator ..... Matt Bishop, Jimmy Do



**2015-16 REGULAR  
SEASON REVIEW**



# 2015-16 REGULAR SEASON STATISTICS

## 2015-16 FINAL STATISTICS (55-27)

PLAYER	G	GS	MIN	-FIELD GOALS-			-3-POINT FG--			-FREE THROWS-			--REBOUNDS--					PTS	AVG				
				FG	FGA	PCT	FG	FGA	PCT	FT	FTA	PCT	OFF	DEF	TOT	AST	PF			DQ	STL	TO	BLK
Durant	72	72	2578	698	1381	505	186	482	386	447	498	898	45	544	589	361	137	1	69	250	85	2029	28.2
Westbrook	80	80	2750	656	1444	454	101	341	296	465	573	812	145	481	626	834	200	2	163	342	20	1878	23.5
Kanter	82	1	1172	414	719	576	10	21	476	200	251	797	249	415	664	33	166	1	26	115	33	1038	12.7
Ibaka	78	78	2500	416	869	479	60	184	326	91	121	752	141	392	533	66	211	1	38	108	148	983	12.6
Walters	78	15	2152	282	706	399	86	240	358	112	157	713	36	166	202	154	143	0	81	120	15	762	9.8
Adams	80	80	2014	261	426	613	0	0	---	114	196	582	219	314	533	62	223	2	42	84	89	636	8.0
Foye (TOT)	81	8	1642	169	482	351	75	250	300	61	74	824	24	132	156	161	131	0	39	86	29	474	5.9
Foye (OKC)	27	1	572	52	149	349	25	81	309	22	27	815	8	43	51	49	48	0	13	28	6	283	5.0
Morrow	68	6	926	136	333	408	79	204	387	29	39	744	10	52	62	24	64	0	22	17	5	380	5.6
Payne	57	1	698	114	278	410	36	111	324	19	24	792	9	76	85	108	80	0	36	44	6	283	5.0
Roberson	70	70	1553	136	274	496	32	103	311	33	54	611	79	172	251	47	133	0	53	35	42	337	4.8
Augustin	34	0	519	46	121	380	24	61	393	26	34	765	5	38	43	66	41	0	13	30	2	142	4.2
Singler	68	2	977	86	221	389	30	97	309	29	44	659	50	91	141	24	120	0	30	32	9	231	3.4
Huestis	5	0	55	5	12	417	4	6	667	0	4	000	2	8	10	0	3	0	1	3	2	14	2.8
Novak	7	0	24	6	12	500	5	9	556	0	0	---	0	4	4	0	1	0	0	1	0	17	2.4
Collison	59	4	699	50	109	459	0	2	000	23	33	697	68	103	171	52	107	0	15	50	16	123	2.1
Mohammed	5	0	19	3	5	600	0	0	---	2	2	1000	1	3	4	0	4	0	0	3	0	8	1.6
McGary	20	0	72	11	23	478	0	4	000	4	10	400	4	14	18	3	10	0	1	7	2	26	1.3
<b>THUNDER</b>	<b>82</b>	<b>-</b>	<b>19830</b>	<b>3372</b>	<b>7082</b>	<b>476</b>	<b>678</b>	<b>1946</b>	<b>348</b>	<b>1616</b>	<b>2067</b>	<b>782</b>	<b>1071</b>	<b>2916</b>	<b>3987</b>	<b>1883</b>	<b>1691</b>	<b>7</b>	<b>603</b>	<b>1305</b>	<b>487</b>	<b>9038</b>	<b>110.2</b>
<b>OPPONENTS</b>	<b>82</b>	<b>-</b>	<b>19830</b>	<b>3150</b>	<b>7192</b>	<b>438</b>	<b>667</b>	<b>1949</b>	<b>342</b>	<b>1474</b>	<b>1950</b>	<b>756</b>	<b>923</b>	<b>2373</b>	<b>3296</b>	<b>1767</b>	<b>1653</b>	<b>12</b>	<b>719</b>	<b>1068</b>	<b>373</b>	<b>8441</b>	<b>102.9</b>

## 2015-16 FINAL HOME GAME STATISTICS (32-9)

PLAYER	G	GS	MIN	-FIELD GOALS-			-3-POINT FG--			-FREE THROWS-			--REBOUNDS--					PTS	AVG				
				FG	FGA	PCT	FG	FGA	PCT	FT	FTA	PCT	OFF	DEF	TOT	AST	PF			DQ	STL	TO	BLK
Durant	35	35	1221	331	641	516	94	229	410	198	224	884	23	247	270	166	62	1	27	127	31	954	27.3
Westbrook	41	41	1382	328	725	452	39	167	234	214	266	805	67	252	319	447	88	1	98	161	14	909	22.2
Kanter	41	0	837	199	349	570	4	6	667	118	151	781	124	200	324	17	70	0	16	57	15	520	12.7
Ibaka	41	41	1290	222	457	486	27	93	290	42	58	724	77	201	278	43	109	1	20	58	98	513	12.5
Walters	38	8	1012	141	359	393	36	115	313	60	77	779	22	77	99	69	65	0	38	54	6	378	9.9
Adams	41	41	1038	130	212	613	0	0	---	62	103	602	109	174	283	28	109	0	22	48	53	322	7.9
Morrow	36	4	523	84	204	412	48	127	378	18	24	750	5	27	32	13	28	0	12	7	5	234	6.5
Foye (TOT)	36	1	641	71	185	384	32	94	340	20	29	690	10	51	61	67	60	0	18	32	13	194	5.4
Foye (OKC)	10	0	202	16	50	320	7	26	269	2	4	500	1	10	11	15	17	0	6	9	4	41	4.1
Roberson	35	35	819	74	152	487	18	58	310	17	30	567	40	77	117	29	62	0	31	20	16	183	5.2
Payne	29	0	347	60	132	455	16	48	333	12	14	857	4	44	48	56	43	0	21	21	3	148	5.1
Augustin	20	0	292	23	62	371	13	33	394	14	19	737	2	19	21	39	21	0	10	20	0	73	3.7
Singler	32	0	472	45	112	402	16	48	333	8	18	444	20	52	72	13	56	0	17	15	5	114	3.6
Novak	4	0	12	4	7	571	4	7	571	0	0	---	0	3	3	0	0	0	0	1	0	12	3.0
Collison	29	0	375	27	61	443	0	1	000	14	17	824	35	57	92	28	57	0	12	28	7	68	2.3
Huestis	2	0	13	1	4	290	0	2	500	0	2	000	1	1	2	0	2	0	0	1	0	3	1.5
Mohammed	3	0	12	1	4	500	0	0	---	2	2	1000	0	1	1	0	3	0	0	2	0	4	1.3
McGary	14	0	45	6	14	429	0	4	000	3	8	375	2	7	9	2	7	0	1	6	1	15	1.1
<b>TEAM</b>	<b>41</b>	<b>-</b>	<b>9890</b>	<b>1692</b>	<b>3543</b>	<b>478</b>	<b>323</b>	<b>964</b>	<b>335</b>	<b>784</b>	<b>1017</b>	<b>771</b>	<b>532</b>	<b>1449</b>	<b>1981</b>	<b>965</b>	<b>799</b>	<b>3</b>	<b>331</b>	<b>647</b>	<b>258</b>	<b>4491</b>	<b>109.5</b>
<b>OPPONENTS</b>	<b>41</b>	<b>-</b>	<b>9890</b>	<b>1540</b>	<b>3548</b>	<b>434</b>	<b>331</b>	<b>950</b>	<b>348</b>	<b>676</b>	<b>906</b>	<b>746</b>	<b>424</b>	<b>1184</b>	<b>1608</b>	<b>831</b>	<b>822</b>	<b>5</b>	<b>354</b>	<b>579</b>	<b>175</b>	<b>4087</b>	<b>99.7</b>

## 2015-16 FINAL ROAD GAME STATISTICS (23-18)

PLAYER	G	GS	MIN	-FIELD GOALS-			-3-POINT FG--			-FREE THROWS-			--REBOUNDS--					PTS	AVG				
				FG	FGA	PCT	FG	FGA	PCT	FT	FTA	PCT	OFF	DEF	TOT	AST	PF			DQ	STL	TO	BLK
Durant	37	37	1357	367	740	496	92	253	364	249	274	909	22	297	319	195	75	0	42	123	54	1075	29.1
Westbrook	39	39	1367	328	719	456	62	174	356	251	307	818	78	229	307	387	112	1	65	181	6	969	24.8
Ibaka	37	37	1211	194	412	471	33	91	363	49	63	778	64	191	255	23	102	0	18	50	50	470	12.7
Kanter	41	1	884	215	370	581	6	15	400	82	100	820	125	215	340	16	96	1	10	58	18	518	12.6
Walters	40	7	1140	141	347	406	50	125	400	52	80	650	14	89	103	85	78	0	43	66	9	384	9.6
Adams	39	39	976	131	214	612	0	0	---	52	93	559	110	140	250	34	114	2	20	36	36	314	8.1
Foye (TOT)	45	7	1000	98	297	330	43	156	276	41	45	911	14	81	95	94	71	0	21	54	16	280	6.2
Foye (OKC)	17	1	370	36	99	364	18	55	327	20	23	870	7	33	40	34	31	0	7	19	9	110	6.5
Augustin	14	0	227	23	59	390	11	28	393	12	15	800	3	19	22	27	20	0	3	10	2	69	4.9
Payne	28	1	351	54	146	370	20	63	317	7	10	700	5	32	37	52	37	0	15	23	3	135	4.8
Morrow	32	2	404	52	129	403	31	77	403	11	15	733	5	25	30	11	36	0	10	10	0	146	4.6
Roberson	35	35	735	62	122	508	14	45	311	16	24	667	39	95	134	18	71	0	22	15	26	154	4.4
Huestis	3	0	42	4	8	500	3	4	750	0	2	000	1	7	8	0							





### 2015-16 GAME-BY-GAME RESULTS

Date	Opponent	Team/Opp	Home	Road	Total	High Scoring	High Rebounds	High Assists	Opponent Scoring	Atten.
Oct 28	SAN ANTONIO	W112-106	1-0	0-0	1-0	Westbrook-33	Kanter-16	Westbrook-10	Leonard-32	18,203
Oct 30	@Orlando	W139-136(2OT)	1-0	1-0	2-0	Westbrook-48	Ibaka-12/Durant-12	Westbrook-8	Harris-30	18,846
Nov 1	DENVER	W117-93	2-0	1-0	3-0	Durant-25	Kanter-10	Westbrook-8	Gallinari-15/Barton-15	18,203
Nov 2	@Houston	L105-110	2-0	1-1	3-1	Durant-29	Ibaka-14	Westbrook-11	Harden-37	17,224
Nov 4	TORONTO	L98-103	2-1	1-1	3-2	Durant-27	Adams-7/Durant-7	Westbrook-16	DeRozan-28	18,203
Nov 5	@Chicago	L98-104	2-1	1-2	3-3	Durant-33	Kanter/Westbrook-8	Westbrook-10	Rose-29	21,861
Nov 8	PHOENIX	W124-103	3-1	1-2	4-3	Durant-32	Durant-11	Westbrook-13	Bledsoe-28	18,203
Nov 10	@Washington	W125-101	3-1	2-2	5-3	Walters-25	Westbrook-11	Westbrook-11	Sessions/Gortat-15	20,356
Nov 13	PHILADELPHIA	W102-85	4-1	2-2	6-3	Westbrook-21	Westbrook-17	Westbrook-11	Wood-15	18,203
Nov 15	BOSTON	L85-100	4-2	2-2	6-4	Westbrook-27	Ibaka-10	Westbrook-5	Smart-26	18,203
Nov 16	@Memphis	L114-122	4-2	2-3	6-5	Westbrook-40	Ibaka-9	Westbrook-14	Chalmers-29	17,270
Nov 18	NEW ORLEANS	W110-103	5-2	2-3	7-5	Westbrook-43	Kanter-14	Westbrook-8	Anderson-30	18,203
Nov 20	NEW YORK	L90-93	5-3	2-3	7-6	Westbrook-34	Kanter-13	Westbrook-7	Anthony-25	18,203
Nov 22	DALLAS	W117-114	6-3	2-3	8-6	Westbrook-31	Ibaka-9	Westbrook-11	Williams-20	18,203
Nov 23	@Utah	W111-89	6-3	3-3	9-6	Durant-27	Westbrook-7	Westbrook-9	Hayward-19	19,911
Nov 25	BROOKLYN	W110-99	7-3	3-3	10-6	Durant-30	Kanter-9	Westbrook-13	Lopez-26	18,203
Nov 27	DETROIT	W103-87	8-3	3-3	11-6	Durant-34	Adams-13/Durant-13	Durant-5	Morris-17	18,203
Nov 30	@Atlanta	L100-106	8-3	3-4	11-7	Westbrook-34	Westbrook-11	Westbrook-7	Millsap-26	17,768
Dec 3	@Miami	L95-97	8-3	3-5	11-8	Durant/Westbrook-25	Durant/Roberson-9	Durant/Westbrook-6	Wade-28	19,600
Dec 6	SACRAMENTO	W98-95	9-3	3-5	12-8	Durant-20	Adams-12	Westbrook-10	Gay-20	18,203
Dec 8	@Memphis	W125-88	9-3	4-5	13-8	Durant-32	Durant-10	Westbrook-16	Chalmers-19	16,415
Dec 10	ATLANTA	W107-94	10-3	4-5	14-8	Durant-25	Durant-12	Westbrook/Durant-10	Bazemore-22	18,203
Dec 11	@Utah	W94-90	10-3	5-5	15-8	Westbrook-24	Ibaka/Durant-8	Westbrook-7	Hayward-19	19,911
Dec 13	UTAH	W104-98(OT)	11-3	5-5	16-8	Durant-31	Westbrook-11	Durant-6	Hood-23	18,203
Dec 16	PORTLAND	W106-90	12-3	5-5	17-8	Durant-24	Kanter-13	Westbrook-5	McCullum-24	18,203
Dec 17	@Cleveland	L100-104	12-3	5-6	17-9	Westbrook-27	Ibaka-9	Westbrook-10	James-33	20,562
Dec 19	L.A. LAKERS	W118-78	13-3	5-6	18-9	Durant-22	Kanter-14	Westbrook-11	Williams-20	18,203
Dec 21	@L.A. Clipper	W100-99	13-3	6-6	19-9	Westbrook-33	Adams-11	Westbrook/Durant-7	Paul-32	19,415
Dec 23	@L.A. Lakers	W120-85	13-3	7-6	20-9	Westbrook-23	Kanter-11	Westbrook-8	Bryant-19	18,997
Dec 25	CHICAGO	L96-105	13-4	7-6	20-10	Durant-29	Kanter-13	Westbrook-8	Butler-23	18,203
Dec 27	DENVER	W122-112	14-4	7-6	21-10	Westbrook-30	Westbrook-9	Westbrook-12	Fariied-25	18,203
Dec 29	MILWAUKEE	W131-123	15-4	7-6	22-10	Westbrook-27	Kanter-8	Durant-8	Middleton-36	18,203
Dec 31	PHOENIX	W110-106	16-4	7-6	23-10	Westbrook-36	Adams-8	Westbrook-12	Warren-29	18,203
Jan 2	@Charlotte	W109-90	16-4	8-6	24-10	Durant-29	Durant-11	Westbrook-7	Walker-32	19,387
Jan 4	SACRAMENTO	L104-116	16-5	8-6	24-11	Ibaka-25	Adams-10	Westbrook-15	Cousins-33	18,203
Jan 6	MEMPHIS	W112-94	17-5	8-6	25-11	Durant-26	Durant-17	Westbrook-7	Chalmers-23	18,203
Jan 8	@L.A. Lakers	W117-113	17-5	9-6	26-11	Westbrook-36	Westbrook-12	Westbrook-7	Williams-44	18,997
Jan 10	@Portland	L110-115	17-5	9-7	26-12	Durant-28	Adams-10	Westbrook-15	Lillard-31	19,393
Jan 12	@Minnesota	W101-96	17-5	10-7	27-12	Durant-30	Ibaka-8	Westbrook-11	Wiggins-22	14,791
Jan 13	DALLAS	W108-89	18-5	10-7	28-12	Durant-29	Ibaka-11	Westbrook-8	Barea-18	18,203
Jan 15	MINNESOTA	W113-93	19-5	10-7	29-12	Durant-21	Westbrook-11	Westbrook-10	Wiggins-25	18,203



### 2015-16 GAME-BY-GAME RESULTS

Date	Opponent	Team/Opp	Home	Road	Total	High Scoring	High Rebounds	High Assists	Opponent Scoring	Atten.
Jan 17	MIAMI	W99-74	20-5	10-7	30-12	Durant-24	Westbrook/Durant-10	Westbrook-15	Wade-22	18,203
Jan 19	@Denver	W110-104	20-5	11-7	31-12	Durant-30	Durant-12	Westbrook-12	Gallinari-27	12,844
Jan 20	CHARLOTTE	W109-95	21-5	11-7	32-12	Durant-26	Adams-10	Westbrook-15	Walker-21	18,203
Jan 22	@Dallas	W109-106	21-5	12-7	33-12	Durant-24	Collison-11	Durant/Westbrook-7	Parsons-26	20,284
Jan 24	@Brooklyn	L106-116	21-5	12-8	33-13	Durant-32	Westbrook-11	Westbrook/Durant-7	Lopez-31	16,019
Jan 26	@New York	W128-122(OT)	21-5	13-8	34-13	Durant-44	Ibaka-17	Westbrook-10	Galloway-21	19,812
Jan 27	@Minnesota	W126-123	21-5	14-8	35-13	Durant-27	Kanter-10	Westbrook-15	LaVine-35	13,337
Jan 29	HOUSTON	W116-108	22-5	14-8	36-13	Durant-33	Durant-12	Westbrook-14	Harden-33	18,203
Feb 1	WASHINGTON	W114-98	23-5	14-8	37-13	Durant-28	Westbrook-13	Westbrook-11	Beal-18	18,203
Feb 3	ORLANDO	W117-114	24-5	14-8	38-13	Durant-37	Westbrook-19	Westbrook-14	Oladipo-37	18,203
Feb 6	@Golden State	L108-116	24-5	14-9	38-14	Durant-40	Kanter-15	Westbrook-12	Curry-26	19,596
Feb 8	@Phoenix	W122-106	24-5	15-9	39-14	Durant-32	Westbrook-8	Westbrook-8	Morris-23	16,316
Feb 11	NEW ORLEANS	W121-95	25-5	15-9	40-14	Westbrook-23	Kanter-12	Westbrook-10	Holiday/Durant-23/Davis-23	18,203
Feb 19	INDIANA	L98-101	25-6	15-9	40-15	Durant-31	Ibaka-11	Westbrook-18	Ellis-27	18,203
Feb 21	CLEVELAND	L92-115	25-7	15-9	40-16	Durant-26	Adams/Westbrook-9	Westbrook-11	Love-29	18,203
Feb 24	@Dallas	W116-103	25-7	16-9	41-16	Westbrook/Durant-24	Kanter-9	Westbrook-13	Nowitzki-33	19,805
Feb 25	@New Orleans	L119-123	25-7	16-10	41-17	Westbrook-44	Durant-14	Westbrook-9	Davis-30	16,974
Feb 27	GOLDEN STATE	L118-121(OT)	25-8	16-10	41-18	Durant-37	Ibaka-20	Westbrook-13	Curry-46	18,203
Feb 29	@Sacramento	W131-116	25-8	17-10	42-18	Durant-27	Westbrook-13	Westbrook-15	Cousins-35	17,317
Mar 2	@L.A. Clipper	L98-103	25-8	17-11	42-19	Durant-30	Ibaka-11/Durant-11	Westbrook-12	Paul-21	19,304
Mar 3	@Golden State	L106-121	25-8	17-12	42-20	Durant-32	Roberson-11	Durant-9	Curry-33	19,596
Mar 6	@Milwaukee	W104-96	25-8	18-12	43-20	Durant-32	Durant-13	Westbrook-11	Anielokounmpo/ Parker-26	16,565
Mar 9	L.A. CLIPPERS	W120-108	26-8	18-12	44-20	Durant-30	Durant-12	Westbrook-19	Green-23	18,203
Mar 11	MINNESOTA	L96-99	26-9	18-12	44-21	Durant-28	Kanter-14	Westbrook-8	Dieng-25	18,203
Mar 12	@San Antonio	L85-93	26-9	18-13	44-22	Durant-28	Kanter-17	Durant-8	Leonard-26	18,418
Mar 14	PORTLAND	W128-94	27-9	18-13	45-22	Kanter-26	Westbrook-10	Westbrook-16	Lillard-21	18,203
Mar 16	@Boston	W130-109	27-9	19-13	46-22	Durant-28	Kanter-12	Durant-9	Thomas-29	18,624
Mar 18	@Philadelphia	W111-97	27-9	20-13	47-22	Durant-26	Westbrook-15	Westbrook-10	Stauskas-23	20,388
Mar 19	@Indiana	W115-111	27-9	21-13	48-22	Durant-33	Durant-13	Westbrook-14	George-45	18,165
Mar 22	HOUSTON	W111-107	28-9	21-13	49-22	Durant-23	Westbrook-12	Westbrook-15	Harden-24	18,203
Mar 24	UTAH	W113-91	29-9	21-13	50-22	Durant-20	Durant-8	Westbrook-9	Burke-17	18,203
Mar 26	SAN ANTONIO	W111-92	30-9	21-13	51-22	Durant-31	Kanter/Durant-10	Westbrook-8	West/Simmons-17	18,203
Mar 28	@Toronto	W119-100	30-9	22-13	52-22	Durant-34	Westbrook-10	Westbrook-12	DeRozan-19	19,800
Mar 29	@Detroit	L82-88	30-9	22-14	52-23	Westbrook-24	Kanter-14	Westbrook-6	Morris-24	18,201
Mar 31	L.A. CLIPPERS	W119-117	31-9	22-14	53-23	Durant-31	Ibaka-9	Westbrook-11	Rivers/Crawford-32	18,203
Apr 3	@Houston	L110-118	31-9	22-15	53-24	Durant-33	Westbrook-13	Westbrook-9	Harden-41	18,462
Apr 5	@Denver	W124-102	31-9	23-15	54-24	Durant-26	Westbrook-14	Westbrook-12	Harris-17	12,611
Apr 6	@Portland	L115-120	31-9	23-16	54-25	Kanter-33	Kanter-20	Payne-6	Aminu-27	19,393
Apr 9	@Sacramento	L112-114	31-9	23-17	54-26	Durant-31	Ibaka-8/ Adams-8	Westbrook-10	Collison-27	17,317
Apr 11	L.A. LAKERS	W112-79	32-9	23-17	55-26	Durant-34	Adams-15	Westbrook-14	Bryant-13	18,203
Apr 12	@San Antonio	L98-102(OT)	32-9	23-18	55-27	Tied with-17	Kanter-16	Payne-7	Leonard-26	18,765



### 2015-16 GAME-BY-GAME STATISTICS

DATE	TM	@ OPP	WL	O	G	MIN	FG	FGA	FG%	FG3	FG3A	FG3%	FT	FTA	FT%	OREB	DREB	REB	AST	PF	DQ	STL	TO	BLK	PTS	PPG
10/28	OKC	v SA	W	-	1	240	42	86	.488	7	19	.368	21	22	.955	11	34	45	21	19	0	7	19	4	112	112.0
10/30	OKC	@ ORL	W	2	2	290	50	110	.455	8	27	.296	31	38	.816	22	40	62	19	28	1	8	21	9	139	125.5
11/01	OKC	v DEN	W	-	3	240	45	86	.523	13	25	.520	14	18	.778	13	37	50	32	23	0	9	19	10	117	122.7
11/02	OKC	@ HOU	L	-	4	240	40	84	.476	10	23	.435	15	22	.682	14	41	55	17	24	0	7	25	9	105	118.3
11/04	OKC	v TOR	L	-	5	240	39	82	.476	8	23	.348	12	14	.857	11	30	41	26	29	0	8	19	10	98	114.2
11/05	OKC	@ CHI	L	-	6	240	38	84	.452	5	13	.385	17	20	.850	9	35	44	21	18	0	2	9	8	98	111.5
11/08	OKC	v PHO	W	-	7	240	49	94	.521	4	20	.200	22	30	.733	17	35	52	26	25	0	14	15	8	124	113.3
11/10	OKC	@ WAS	W	-	8	240	44	86	.512	15	23	.652	22	29	.759	10	43	53	27	22	0	4	13	2	125	114.8
11/13	OKC	v PHI	W	-	9	240	39	97	.402	8	25	.320	16	21	.762	16	39	55	20	19	0	9	13	13	102	113.3
11/15	OKC	v BOS	L	-	10	240	28	77	.364	6	25	.240	23	29	.793	10	24	34	18	20	0	10	18	6	85	110.5
11/16	OKC	@ MEM	L	-	11	240	41	81	.506	10	24	.417	22	31	.710	12	32	44	22	28	1	7	19	6	114	110.8
11/18	OKC	v NO	W	-	12	240	38	85	.447	7	17	.412	27	40	.675	16	34	50	19	16	0	6	14	4	110	110.8
11/20	OKC	v NY	L	-	13	240	35	92	.380	3	29	.103	17	23	.739	21	28	49	12	19	0	9	15	4	90	109.2
11/22	OKC	v DAL	W	-	14	240	47	90	.522	9	22	.409	14	18	.778	14	27	41	25	23	0	8	16	6	117	109.7
11/23	OKC	@ UTA	W	-	15	240	42	77	.545	11	27	.407	16	18	.889	6	30	36	22	31	0	12	17	10	111	109.8
11/25	OKC	v BRK	W	-	16	240	41	78	.526	10	24	.417	18	21	.857	4	38	42	26	11	0	11	19	7	110	109.8
11/27	OKC	v DET	W	-	17	240	37	79	.468	7	24	.292	22	26	.846	12	46	58	19	19	1	2	19	9	103	109.4
11/30	OKC	@ ATL	L	-	18	240	37	93	.398	7	19	.368	19	22	.864	13	35	48	19	19	0	8	13	8	100	108.9
12/03	OKC	@ MIA	L	-	19	240	35	79	.443	4	16	.250	21	24	.875	9	35	44	15	18	0	5	16	1	95	108.2
12/06	OKC	v SAC	W	-	20	240	35	86	.407	6	22	.273	22	31	.710	19	43	62	18	22	0	8	21	6	98	107.7
12/08	OKC	@ MEM	W	-	21	240	47	84	.560	13	26	.500	18	23	.783	10	36	46	31	17	0	11	12	3	125	108.5
12/10	OKC	v ATL	W	-	22	240	39	80	.488	9	17	.529	20	26	.769	10	42	52	24	16	0	6	14	2	107	108.4
12/11	OKC	@ UTA	W	-	23	240	37	79	.468	6	17	.353	14	16	.875	11	34	45	14	19	0	4	13	2	94	107.8
12/13	OKC	v UTA	W	1	24	265	35	79	.443	7	21	.333	27	30	.900	8	34	42	18	18	0	7	10	13	104	107.6
12/16	OKC	v POR	W	-	25	240	38	79	.481	2	14	.143	28	37	.757	14	37	51	13	20	0	6	19	8	106	107.6
12/17	OKC	@ CLE	L	-	26	240	35	74	.473	6	20	.300	24	28	.857	9	27	36	23	20	1	7	12	7	100	107.3
12/19	OKC	v LAL	W	-	27	240	46	84	.548	9	19	.474	17	25	.680	12	44	56	28	14	0	6	15	3	118	107.7
12/21	OKC	@ LAC	W	-	28	240	40	85	.471	4	17	.235	16	20	.800	10	34	44	21	16	0	10	11	4	100	107.4
12/23	OKC	@ LAL	W	-	29	240	51	95	.537	5	19	.263	13	17	.765	19	42	61	23	17	0	7	17	13	120	107.8
12/25	OKC	v CHI	L	-	30	240	37	96	.385	6	24	.250	16	23	.696	18	30	48	20	15	0	12	14	3	96	107.4
12/27	OKC	v DEN	W	-	31	240	48	83	.578	8	15	.533	18	21	.857	13	30	43	27	17	0	5	14	5	122	107.9
12/29	OKC	v MIL	W	-	32	240	43	86	.500	8	22	.364	37	40	.925	11	30	41	21	19	0	12	12	7	131	108.6
12/31	OKC	v PHO	W	-	33	240	42	80	.525	7	21	.333	19	24	.792	12	25	37	29	14	0	12	13	5	110	108.7
01/02	OKC	@ CHA	W	-	34	240	35	79	.443	9	23	.391	30	37	.811	10	43	53	20	27	0	2	14	15	109	108.7
01/04	OKC	v SAC	L	-	35	240	39	89	.438	10	29	.345	16	23	.696	11	28	39	23	27	0	7	15	9	104	108.5
01/06	OKC	v MEM	W	-	36	240	38	83	.458	8	17	.471	28	33	.848	13	39	52	20	23	0	3	16	6	112	108.6
01/08	OKC	@ LAL	W	-	37	240	45	89	.506	5	17	.294	22	26	.846	16	29	45	17	15	0	8	14	3	117	108.9
01/10	OKC	@ POR	L	-	38	240	37	76	.487	10	21	.476	26	36	.722	8	34	42	23	16	1	8	19	6	110	108.9
01/12	OKC	@ MIN	W	-	39	240	39	84	.464	9	22	.409	14	18	.778	8	33	41	21	21	0	10	18	3	101	108.7
01/13	OKC	v DAL	W	-	40	240	38	82	.463	15	33	.455	17	29	.586	13	41	54	24	26	0	11	18	5	108	108.7
01/15	OKC	v MIN	W	-	41	240	47	89	.528	5	23	.217	14	22	.636	12	28	40	31	21	0	10	6	7	113	108.8
01/17	OKC	v MIA	W	-	42	240	40	88	.455	7	22	.318	12	12	1.000	13	31	44	24	13	0	11	14	8	99	108.5



### 2015-16 GAME-BY-GAME STATISTICS

DATE	TM	@ OPP	WL	O	G	MIN	FG	FGA	FG%	FG3	FG3A	FG3%	FT	FTA	FT%	OREB	DREB	REB	AST	PF	DQ	STL	TO	BLK	PTS	PPG
01/19	OKC	@ DEN	W	-	43	240	41	97	.423	6	28	.214	22	30	.733	16	36	52	30	28	0	11	13	5	110	108.6
01/20	OKC	v CHA	W	-	44	240	39	83	.470	9	24	.375	22	30	.733	14	37	51	28	16	0	9	20	3	109	108.6
01/22	OKC	@ DAL	W	-	45	240	45	91	.495	8	30	.267	11	15	.733	17	30	47	18	19	0	3	14	6	109	108.6
01/24	OKC	@ BRK	L	-	46	240	43	93	.462	8	26	.308	12	19	.632	14	32	46	20	19	0	7	14	5	106	108.5
01/26	OKC	@ NY	W	1	47	265	46	99	.465	11	20	.550	25	29	.862	16	43	59	23	22	0	7	14	2	128	109.0
01/27	OKC	@ MIN	W	-	48	240	48	91	.527	10	20	.500	20	21	.952	15	32	47	23	25	0	0	13	6	126	109.3
01/29	OKC	v HOU	W	-	49	240	41	86	.477	8	19	.421	26	30	.867	11	46	57	23	29	0	6	19	7	116	109.4
02/01	OKC	v WAS	W	-	50	240	43	83	.518	7	22	.318	21	27	.778	14	39	53	25	16	0	9	20	5	114	109.5
02/03	OKC	v ORL	W	-	51	240	44	93	.473	9	27	.333	20	25	.800	19	31	50	25	17	0	7	13	10	117	109.7
02/06	OKC	@ GS	L	-	52	240	36	85	.424	7	22	.318	29	37	.784	12	38	50	22	18	0	10	17	5	108	109.7
02/08	OKC	@ PHO	W	-	53	240	42	85	.494	15	33	.455	23	30	.767	14	24	38	23	29	0	8	14	5	122	109.9
02/11	OKC	v NO	W	-	54	240	45	86	.523	12	32	.375	19	23	.826	9	41	50	28	20	0	4	18	7	121	110.1
02/19	OKC	v IND	L	-	55	240	42	96	.438	5	26	.192	9	10	.900	9	39	48	28	21	0	6	13	4	98	109.9
02/21	OKC	v CLE	L	-	56	240	37	90	.411	5	21	.238	13	19	.684	14	25	39	22	23	0	9	10	7	92	109.6
02/24	OKC	@ DAL	W	-	57	240	43	89	.483	12	33	.364	18	22	.818	14	38	52	28	27	0	5	14	5	116	109.7
02/25	OKC	@ NOL	W	-	58	240	47	86	.547	8	19	.421	17	22	.773	9	27	36	25	15	0	4	14	6	119	109.8
02/27	OKC	v GS	L	1	59	265	46	96	.479	9	26	.346	17	26	.654	16	46	62	23	21	1	6	23	4	118	110.0
02/29	OKC	@ SAC	W	-	60	240	47	82	.5																	



## 2015-16 THUNDER HIGHS AND LOWS

### 2015-16 THUNDER TEAM HIGHS/LOWS

	TEAM HIGHS	OPPONENT	TEAM LOWS	OPPONENT
Points	139	at ORL; 10/30	82	at DET; 3/29
1st Quarter	39	vs. LAC; 3/9	16	vs. UTA; 12/13
2nd Quarter	40	at UTA; 11/23	16	vs. TOR; 11/4
3rd Quarter	42 (2x) MR:	at BOS; 3/16	9	at DET; 3/29
4th Quarter	42	at ORL; 10/30	11	vs. BOS; 11/15
1st Half	68 (2x) MR:	at DEN; 4/5	38	vs. UTA; 12/13
2nd Half	70	at SAC; 2/29	33	vs. BOS; 11/15
Overtime	15 (2x) MR:	vs. GSW; 2/27	5	at SAS; 4/12
FG Made	51	at LAL; 12/23	28	vs. BOS; 11/15
FG attempted	110	at ORL; 10/30	74	at CLE; 12/17
FG Percentage	59.0%	vs. POR; 3/14	36.4%	vs. BOS; 11/15
3P Made	15 (4x) MR:	at DEN; 4/5	2 (2x) MR:	at SAS; 3/12
3P attempted	37	vs. LAL; 4/11	13	at CHI; 11/5
3P Percentage	65.2%	at WAS; 11/10	10.3%	vs. NYK; 11/20
FT Made	37	vs. MIL; 12/29	9	vs. IND; 2/19
FT attempted	43	at MIL; 3/6	11	at LAC; 3/2
FT Percentage	100.0%	vs. MIA; 1/17	59.3%	vs. LAL; 4/11
Off. Rebounds	22	at ORL; 10/30	4	vs. BKN; 11/25
Def. Rebounds	47	at PHI; 3/18	24	at PHX; 2/8
Tot. Rebounds	63 (2x) MR:	at PHI; 3/18	34	vs. BOS; 11/15
Assists	33	at LAC; 3/9	12	vs. NYK; 11/20
Steals	14	vs. PHX; 11/8	0	at MIN; 1/27
Turnovers	25	at HOU; 11/2	6	vs. MIN; 1/15
Blocks	15	at CHA; 1/2	1 (2x) MR:	vs. LAC; 3/31

### 2015-16 OPPONENT INDIVIDUAL HIGHS AND LOWS

	TEAM HIGHS	OPPONENT	TEAM LOWS	OPPONENT
Points	136	at ORL; 10/30	74	vs. MIA; 1/17
1st Quarter	36	at GSW; 2/6	12	at MIL; 3/6
2nd Quarter	39 (2x) MR:	at POR; 4/6	13	vs. LAL; 4/11
3rd Quarter	34	vs. MIL; 12/29	14	vs. LAL; 12/19
4th Quarter	43	at MEM; 11/16	14	at CHA; 1/2
1st Half	73	at GSW; 2/6	36	vs. MEM; 1/6
2nd Half	69	vs. MIL; 12/29	31	vs. LAL; 4/11
Overtime	18	vs. GSW; 2/27	2	vs. UTA; 12/13
FG Made	50	at MIN; 1/27	23	vs. LAL; 4/11
FG attempted	107	at SAC; 2/29	72 (2x) MR:	vs. MIA; 1/17
FG Percentage	55.6%	at MIN; 1/27	28.4%	vs. LAL; 4/11
3P Made	19	at POR; 1/10	1	at PHX; 2/8
3P attempted	44	at POR; 1/10	11	at PHX; 2/8
3P Percentage	70.6%	at MEM; 11/16	9.1%	at PHX; 2/8
FT Made	36	at MEM; 11/16	9	vs. NOP; 11/18
FT attempted	43	vs. HOU; 1/29	9	vs. NOP; 11/18
FT Percentage	100%	vs. NOP; 11/18	55.0%	at SAC; 4/9
Off. Rebounds	22 (2x) MR:	at HOU; 4/3	2 (2x) MR:	vs. LAC; 3/9
Def. Rebounds	38	vs. LAL; 4/11	20	vs. DEN; 12/27
Tot. Rebounds	53 (2x) MR:	at DET; 3/29	26	vs. LAC; 3/31
Assists	33	at GSW; 3/3	12 (2x) MR:	vs. MIA; 1/17
Steals	18	at HOU; 11/2	3 (3x) MR:	vs. ORL; 2/3
Turnovers	23	vs. PHX; 11/8	4	at CHA; 1/2
Blocks	10	at ORL; 10/30	0	at SAC; 2/29

## 2015-16 INDIVIDUAL HIGHS



### 2015-16 THUNDER INDIVIDUAL HIGHS/LOWS

	HIGHS	PLAYER	OPPONENT	DATE
Minutes	54	Kevin Durant	at Orlando	10/30
FG Made	17	Russell Westbrook	at Orlando	10/30
FG Attempted	36	Russell Westbrook	at Orlando	10/30
3P Made	7	Kevin Durant	Golden State	2/27
3P Attempted	12 (2x)	MR: Kevin Durant	at Sacramento	4/9
FT Made	16	Kevin Durant	at Milwaukee	3/6
FT Attempted	20	Russell Westbrook	New Orleans	11/18
Off. Rebounds	9	Enes Kanter	at Portland	4/6
Def. Rebounds	15	Serge Ibaka	Golden State	2/27
Tot. Rebounds	20 (2x)	MR: Enes Kanter	at Portland	4/6
Assists	19	Russell Westbrook	LA Clippers	3/9
Steals	6	Russell Westbrook	Chicago	12/25
Blocks	7	Serge Ibaka	Philadelphia	11/13
Points	48	Russell Westbrook	at Orlando	10/30
Points in Quarter	17 (2x)	MR: Russell Westbrook	at Atlanta	11/30
Points in a Half	29	Russell Westbrook	at Memphis	11/16

### 2015-16 OPPONENT INDIVIDUAL HIGHS AND LOWS

	HIGHS	PLAYER	OPPONENT	DATE
Minutes	51	Victor Oladipo	at Orlando	10/30
FG Made	14 (3x)	MR: DeMarcus Cousins	at Sacramento	2/29
FG Attempted	33	MR: DeMarcus Cousins	at Sacramento	2/29
3P Made	12	Stephen Curry	Golden State	2/27
3P Attempted	16	Stephen Curry	Golden State	2/27
FT Made	15 (2x)	MR: James Harden	Houston	1/29
FT Attempted	17	James Harden	Houston	1/29
Off. Rebounds	11	Tristan Thompson	at Cleveland	12/17
Def. Rebounds	15	DeMarcus Cousins	Sacramento	1/4
Tot. Rebounds	19	DeMarcus Cousins	Sacramento	1/4
Assists	19	Rajon Rondo	Sacramento	1/4
Steals	6	Draymond Green	Golden State	2/27
Blocks	6	Myles Turner	Indiana	2/19
Points	46	Stephen Curry	Golden State	2/27
Points in Quarter	23	Lou Williams	at LA Lakers	1/8
Points in a Half	30	Lou Williams	at LA Lakers	1/8



## 2015-16 INDIVIDUAL AND TEAM HIGHS

PLAYER	MINUTES	FIELD GOALS		FREE THROWS		--- REBOUNDS ---			ASSISTS	STEALS	TURNOVERS	BLOCKED SHOTS	POINTS
		OFFENSIVE	DEFENSIVE	OFFENSIVE	DEFENSIVE	TOTAL							
STEVEN ADAMS	38 APR. 12 at S.A.	7 (3) APR. 12 at S.A.	6(2) NOV. 16 at Mem.	7(2) APR. 11 vs LA-L	9 (2) MAR. 11 vs Minn.	15 APR. 11 vs LA-L	4T MAR. 6 at Milw.	3 (3) MAR. 29 at Det.	4T(2) MAR. 11 vs Minn.	5 NOV. 8 vs Phoe.	17T(2) APR. 12 at S.A.		
D.J. AUGUSTIN	28 OCT. 30 at Ori.	5 NOV. 1 vs Den.	4 OCT. 28 vs S.A.	1 (5) NOV. 30 at Atl.	5 (2) JAN. 29 vs Hou.	5 (2) JAN. 29 vs Hou.	5 (2) JAN. 29 vs Hou.	3 (2) NOV. 8 vs Phoe.	6 NOV. 2 at Hou.	1T(2) DEC. 21 vs LA-C	14 NOV. 1 vs Den.		
NICK COLLISON	30 APR. 12 at S.A.	4 NOV. 22 vs Dall.	4 JAN. 22 at Dall.	6 (2) JAN. 22 at Dall.	6 (2) APR. 12 at S.A.	11 JAN. 22 at Dall.	4 (3) APR. 12 at S.A.	2 NOV. 4 vs Tor.	3 (4) APR. 12 at S.A.	3 JAN. 27 at Minn.	10 NOV. 22 vs Dall.		
KEVIN DURANT	54C OCT. 30 at Ori.	15 OCT. 30 at Ori.	16 (2) MAR. 6 at Milw.	4T JAN. 6 vs Mem.	13 (2) FEB. 25 at N.O.	17 JAN. 6 vs Mem.	10 (2) DEC. 27 vs Den.	4 NOV. 23 at Utah	10 DEC. 6 vs Sac.	5T MAR. 2 at LA-C	44 JAN. 26 vs Phil.		
RANDY FOYE Den.-OKC.	40 DEC. 23 at Phoe.	12 DEC. 23 at Phoe.	5 DEC. 3 at Tor.	3 NOV. 30 at Milw.	5 (2) MAR. 29 at Det.	7 NOV. 30 at Milw.	6 (3) FEB. 5 vs Chi.	3 DEC. 18 at Utah	4 (2) DEC. 23 at Phoe.	2 (7) APR. 11 vs LA-L	31 DEC. 23 at Phoe.		
JOSH HUESTIS	21C APR. 6 at Port.	2C(2) APR. 6 at Port.	0C APR. 6 at Port.	1C(2) APR. 11 vs LA-L	6C APR. 6 at Port.	6C APR. 6 at Port.	0C APR. 6 at Port.	1C APR. 6 at Port.	2C APR. 6 at Port.	1C(2) APR. 6 at Port.	6C APR. 6 at Port.		
SERGE IBAKA	47T JAN. 26 at N.Y.	10 JAN. 4 vs Sac.	10C JAN. 2 at Cha.	6 (3) JAN. 26 at N.Y.	15 FEB. 27 vs G.S.	20 FEB. 27 vs G.S.	4 (2) JAN. 15 vs Minn.	3T(2) MAR. 24 vs Utah	5T JAN. 13 vs Dall.	7 NOV. 13 vs Phil.	25 JAN. 4 vs Sac.		
ENES KANTER	38 APR. 12 at S.A.	13T APR. 6 at Port.	8 (3) MAR. 14 vs Port.	9 APR. 6 at Port.	13 MAR. 12 at S.A.	20 APR. 6 at Port.	3 NOV. 2 at Hou.	2 (5) MAR. 14 vs Port.	6 (2) MAR. 18 at Phil.	3 JAN. 2 at Cha.	33C APR. 6 at Port.		
MITCH MCGARY	13 NOV. 10 at Wash.	2 (4) MAR. 18 at Phil.	1 (4) JAN. 13 vs Dall.	1 (4) JAN. 20 vs Cha.	3 NOV. 10 at Wash.	4 NOV. 10 at Wash.	1 (3) FEB. 21 vs Clev.	1 FEB. 11 vs N.O.	3 NOV. 8 vs Phoe.	1 (2) JAN. 20 vs Cha.	5 NOV. 10 at Wash.		
NAZR MOHAMMED	7 MAR. 14 vs Port.	1 (3) APR. 5 vs Utah	2 MAR. 24 vs Utah	1 APR. 5 at Den.	1 (3) APR. 5 at Den.	2 APR. 5 at Den.	0 vs Utah	0 vs Utah	2 MAR. 14 vs Port.	0 at Den.	2 (4) APR. 5 at Den.		
ANTHONY MORROW	34 JAN. 4 vs Sac.	8 JAN. 4 vs Sac.	6 JAN. 6 vs Mem.	2 DEC. 16 vs Port.	3 (7) APR. 11 vs LA-L	4 (2) JAN. 27 at Minn.	2 (3) APR. 6 at Port.	2 (3) MAR. 14 vs Port.	2 (3) APR. 6 at Port.	1 (5) APR. 11 vs LA-L	20 JAN. 4 vs Sac.		
STEVE NOVAK	6 (2) DEC. 23 at LA-L	2 FEB. 11 vs N.O.	0 FEB. 11 vs N.O.	0 FEB. 11 vs N.O.	1 (4) FEB. 11 vs N.O.	1 (4) FEB. 11 vs N.O.	0 FEB. 11 vs N.O.	0 FEB. 11 vs N.O.	1 FEB. 11 vs N.O.	0 FEB. 11 vs N.O.	6 FEB. 11 vs N.O.		
CAMERON PAYNE	40C APR. 12 at S.A.	8C APR. 12 at S.A.	4C DEC. 29 vs Milw.	1C(9) APR. 12 at S.A.	5C JAN. 20 vs Cha.	5C(2) JAN. 20 vs Cha.	8C FEB. 11 vs N.O.	4C(2) JAN. 19 at Den.	6C APR. 12 at S.A.	1C(6) MAR. 16 at Bos.	17C APR. 12 at S.A.		
ANDRE ROBERSON	37T FEB. 27 vs G.S.	7C DEC. 23 at LA-L	3 (3) MAR. 28 at Tor.	5 MAR. 3 at G.S.	8 (2) APR. 12 at S.A.	11 MAR. 3 at G.S.	3 DEC. 23 at LA-L	3T DEC. 31 vs Phoe.	4T NOV. 25 vs Brk.	4T DEC. 23 at LA-L	15C DEC. 23 at LA-L		
KYLE SINGLER	26 (2) APR. 11 vs LA-L	4 (4) MAR. 16 at Bos.	4 (2) APR. 3 at Hou.	3 (4) MAR. 18 at Phil.	5 (2) APR. 11 vs LA-L	5 (6) APR. 11 vs LA-L	2 (5) APR. 11 vs LA-L	2 (3) FEB. 3 vs Ori.	3 NOV. 15 vs Bos.	2 NOV. 1 vs Den.	11 (2) FEB. 29 at Sac.		
DION WAITERS	43 JAN. 26 at N.Y.	10 APR. 6 at Port.	7 NOV. 10 at Wash.	3T NOV. 4 vs Tor.	7 OCT. 30 at Ori.	7 (2) NOV. 16 at Mem.	6 NOV. 23 at Utah	4 (2) APR. 5 at Den.	7C APR. 6 at Port.	1 (15) APR. 12 at S.A.	25 (2) APR. 6 at Port.		
RUSSELL WESTBROOK	48 OCT. 30 at Ori.	17 OCT. 30 at Ori.	15 (2) NOV. 18 vs N.O.	7 FEB. 3 vs Ori.	13C NOV. 13 vs Phil.	19C FEB. 3 vs Ori.	19C MAR. 9 vs LA-C	6 DEC. 25 vs Chi.	11C NOV. 27 vs Det.	2 (4) MAR. 18 at Phil.	48 OCT. 30 at Ori.		
THUNDER High Games	290 OCT. 30 at Ori.	51 DEC. 23 at LA-L	37 DEC. 29 vs Milw.	22 OCT. 30 at Ori.	47 MAR. 18 at Phil.	63 (2) MAR. 18 at Phil.	33 MAR. 9 vs LA-C	14 NOV. 8 vs Phoe.	25 NOV. 2 at Hou.	15 JAN. 2 at Cha.	139 OCT. 30 at Ori.		
THUNDER Low Games	240 (77) APR. 11 vs LA-L	28 NOV. 15 vs Bos.	9 FEB. 19 vs Ind.	4 NOV. 25 vs Brk.	24 (2) FEB. 8 at Phoe.	34 NOV. 15 vs Bos.	12 NOV. 20 vs N.Y.	0 JAN. 27 at Minn.	6 JAN. 15 vs Minn.	1 (2) MAR. 31 vs LA-C	82 MAR. 29 at Det.		
OPPONENTS High Games	290 OCT. 30 at Ori.	50 JAN. 27 at Minn.	36 NOV. 16 at Mem.	22 (2) APR. 3 at Hou.	38 APR. 11 vs LA-L	53 (2) MAR. 29 at Det.	33 MAR. 3 at G.S.	18 NOV. 2 at Hou.	23 NOV. 8 vs Phoe.	10 OCT. 30 at Ori.	136 OCT. 30 at Ori.		
OPPONENTS Low Games	240 (77) APR. 11 vs LA-L	23 APR. 11 vs LA-L	9 NOV. 18 vs N.O.	2 (2) MAR. 9 vs LA-C	20 DEC. 27 vs Den.	26 MAR. 31 vs LA-C	12 (2) JAN. 17 vs Miami	3 (3) FEB. 3 vs Ori.	4 JAN. 2 at Cha.	0 FEB. 29 at Sac.	74 JAN. 17 vs Miami		

\* indicates a new career-high. \*T. a tied career-high.  
Numbers in parentheses indicate the number of games in which a player or team has reached a given total (if more than one).



## 2015-16 LEADERS/BACK-TO-BACK

### 2015-16 THUNDER GAME LEADERS

	Totals			Double-Doubles		Game Leaders				
	10+ Pts	20+ Pts	30+ Pts	10+ Reb	10+ Ast	Pt/Reb	Pt/Ast	Pts	Reb	Ast
Steven Adams	25	0	0	12	0	6	0	1	11	0
Nick Collison	1	0	0	1	0	0	0	0	0	0
Kevin Durant*	72	71	29	26	2	26	2	50	17	9
Randy Foye	4	0	0	0	0	0	0	0	0	0
Serge Ibaka	56	6	0	12	0	9	0	0	14	0
Josh Huestis	0	0	0	0	0	0	0	0	0	0
Enes Kanter	57	11	1	27	0	25	0	2	21	0
Mitch McGary	0	0	0	0	0	0	0	0	0	0
Nazr Mohammed	0	0	0	0	0	0	0	0	0	0
Anthony Morrow	14	1	0	0	0	0	0	0	0	0
Cameron Payne	10	0	0	0	0	0	0	1	0	2
Andre Roberson	7	0	0	2	0	0	0	0	2	0
Kyle Singler	3	0	0	0	0	0	0	0	0	0
Dion Waiters	34	4	0	0	0	0	0	2	0	0
Russell Westbrook**	79	59	13	24	48	24	48	24	21	67

\*Durant: One triple-double, three games of 40+ points

\*\*Westbrook: Eighteen triple-doubles, four games of 40+ points

### THUNDER BACK-TO-BACK SETS

1.	11/1 vs. Denver	W, 93-117	11/2 at Houston	L, 105-110	1-1
2.	11/4 vs. Toronto	L, 103-98	11/5 at Chicago	L, 90-93	0-2
3.	11/15 vs. Boston	L, 100-85	11/16 at Memphis	L, 114-122	0-2
4.	11/22 vs. Dallas	W, 114-117	11/23 at Utah	W, 111-89	2-0
5.	12/10 vs. Atlanta	W, 94-107	12/11 at Utah	W, 94-90	2-0
6.	12/16 vs. Portland	W, 90-106	12/17 at Cleveland	L, 100-104	1-1
7.	1/12 at Minnesota	W, 101-96	1/13 vs. Dallas	W, 89-108	2-0
8.	1/19 at Denver	W, 110-104	1/20 vs. Charlotte	W, 95-109	2-0
9.	1/26 at New York	W, 128-122	(OT)1/27 at Minnesota	W, 126-123	2-0
10.	2/24 at Dallas	W, 116-103	2/25 at New Orleans	L, 119-123	1-1
11.	3/2 at L.A. Clippers	L, 98-103	3/3 at Golden State	L, 106-121	0-2
12.	3/11 vs. Minnesota	L, 99-96	3/12 at San Antonio	L, 85-93	0-2
13.	3/18 at Philadelphia	W, 111-97	3/19 at Indiana	W, 115-111	2-0
14.	3/28 at Toronto	W, 119-100	3/29 at Detroit	L, 82-88	1-1
15.	4/5 at Denver	W, 124-102	4/6 at Portland	L, 115-120	1-1
16.	4/11 vs. L.A. Lakers	W, 79-112	4/12 at San Antonio	L, 98-102(OT)	1-1

(16 back-to-backs: 18-14 record total; 12-4 on the first night and 10-6 on the second night)



## 2015-16 INJURIES/STARTING LINEUPS

### 2015-16 THUNDER GAMES LOST DUE TO INJURY OR ILLNESS

Player	Date(s)	Games	Injury or Illness
Kevin Durant	11/13-11/22	6	left hamstring strain
Andre Roberson	11/16	1	flu-like symptoms
Anthony Morrow	12/17	1	personal
Kevin Durant	1/4	1	right big toe sprain
Steven Adams	1/22-1/24	2	right elbow strain
Andre Roberson	1/26-2/19	9	right knee sprain
Cameron Payne	1/29	1	concussion
Dion Waiters	3/9-3/14	4	personal
Serge Ibaka	3/18	1	rest
Kyle Singler	3/19-3/24	3	low back soreness
Kevin Durant	3/29 & 4/6 & 4/12	3	rest
Serge Ibaka	3/29 & 4/6 & 4/12	3	rest
Mitch McGary	4/3-4/12	6	personal
Andre Roberson	4/6	1	rest
Russell Westbrook	4/6 & 4/12	2	rest

### THUNDER STARTING LINEUPS

FORWARD	FORWARD	CENTER	GUARD	GUARD	GS	W	L
Durant	Ibaka	Adams	Roberson	Westbrook	60	43	17
Roberson	Ibaka	Adams	Morrow	Westbrook	4	2	2
Singler	Ibaka	Adams	Morrow	Westbrook	1	0	1
Roberson	Ibaka	Adams	Waiters	Westbrook	2	1	1
Durant	Ibaka	Collison	Roberson	Westbrook	2	1	1
Durant	Ibaka	Adams	Waiters	Westbrook	10	7	3
Durant	Collison	Adams	Roberson	Westbrook	1	1	0
Morrow	Kanter	Adams	Waiters	Foye	1	0	1
Roberson	Collison	Adams	Waiters	Payne	1	0	1

### Total: 9 Different Starting Lineups

STARTER	GS	W	L
Adams	80	54	26
Collison	4	2	2
Durant	72	52	20
Foye	1	0	1
Huestis	-	-	-
Ibaka	78	54	24
Kanter	1	0	1
McGary	-	-	-
Mohammed	-	-	-
Morrow	6	2	4
Payne	1	0	1
Roberson	70	48	22
Singler	2	0	2
Waiters	15	9	6
Westbrook	80	55	25

## 2015-16 TRANSACTIONS



June 25	Selected Cameron Payne and Dakari Johnson with the 14th and 48th overall picks in the 2015 NBA Draft
June 29	Added Monty Williams, Maurice Cheeks and Anthony Grant as assistant coaches and Billy Schmidt as quality control coach
June 30	Acquired a trade exception and the rights to Tomislav Zubcic from the Toronto Raptors in exchange for Luke Ridnour and cash considerations
July 9	Re-signed Kyle Singler
July 10	Signed Cameron Payne
July 12	Re-signed Enes Kanter
July 14	Acquired a trade exception and a protected 2018 second round draft pick from the Boston Celtics in exchange for Perry Jones, a 2019 second round draft pick and cash considerations
July 30	Signed Josh Huestis
Sept. 25	Signed Julyan Stone, Dez Wells and Talib Zanna
Sept. 29	Signed Michael Qualls
Oct. 22	Waived Michael Qualls, Julyan Stone, Dez Wells and Talib Zanna
Oct. 22	Signed Michael Cobbins and Mustapha Farrakhan
Oct. 23	Exercised fourth-year options on Steven Adams and Andre Roberson in addition to a third-year option on Mitch McGary
Oct. 24	Waived Michael Cobbins and Mustapha Farrakhan
Nov. 13	Josh Huestis assigned to the Oklahoma City Blue
Nov. 15	Josh Huestis recalled from the Oklahoma City Blue
Nov. 18	Josh Huestis assigned to the Oklahoma City Blue
Nov. 22	Josh Huestis recalled from the Oklahoma City Blue
Nov. 24	Josh Huestis assigned to the Oklahoma City Blue
Nov. 25	Josh Huestis recalled from the Oklahoma City Blue
Nov. 30	Josh Huestis and Mitch McGary assigned to the Oklahoma City Blue
Dec. 5	Cameron Payne assigned to the Oklahoma City Blue
Dec. 6	Josh Huestis, Mitch McGary and Cameron Payne recalled from the Oklahoma City Blue
Dec. 7	Mitch McGary assigned to the Oklahoma City Blue
Dec. 10	Mitch McGary recalled from the Oklahoma City Blue
Dec. 11	Mitch McGary assigned to the Oklahoma City Blue
Dec. 12	Josh Huestis assigned to the Oklahoma City Blue
Dec. 13	Josh Huestis and Mitch McGary recalled from the Oklahoma City Blue
Dec. 14	Mitch McGary assigned to the Oklahoma City Blue
Dec. 15	Josh Huestis and Cameron Payne assigned to the Oklahoma City Blue
Dec. 16	Josh Huestis and Cameron Payne recalled from the Oklahoma City Blue
Dec. 20	Josh Huestis assigned to the Oklahoma City Blue
Dec. 21	Josh Huestis recalled from the Oklahoma City Blue
Dec. 31	Mitch McGary recalled from the Oklahoma City Blue
Jan. 5	Josh Huestis assigned to the Oklahoma City Blue
Jan. 8	Josh Huestis recalled from the Oklahoma City Blue
Jan. 22	Josh Huestis and Mitch McGary assigned to the Oklahoma City Blue
Jan. 26	Josh Huestis and Mitch McGary recalled from the Oklahoma City Blue
Feb. 18	Acquired Randy Foye from the Denver Nuggets along with a trade exception in exchange for D.J. Augustin, Steve Novak, two second round draft picks and cash considerations
Feb. 19	Mitch McGary assigned to the Oklahoma City Blue
Feb. 21	Mitch McGary recalled from the Oklahoma City Blue
Feb. 26	Josh Huestis and Mitch McGary assigned to the Oklahoma City Blue
Feb. 27	Josh Huestis and Mitch McGary recalled from the Oklahoma City Blue
Mar. 4	Josh Huestis and Mitch McGary assigned to the Oklahoma City Blue
Mar. 5	Signed Nazr Mohammed
Mar. 7	Josh Huestis and Mitch McGary recalled from the Oklahoma City Blue
Mar. 10	Josh Huestis and Mitch McGary assigned to the Oklahoma City Blue
Mar. 12	Josh Huestis recalled from the Oklahoma City Blue
Mar. 14	Josh Huestis assigned to the Oklahoma City Blue
Mar. 17	Mitch McGary recalled from the Oklahoma City Blue
Mar. 21	Mitch McGary assigned to the Oklahoma City Blue
Mar. 22	Josh Huestis recalled from the Oklahoma City Blue
Mar. 25	Josh Huestis assigned to the Oklahoma City Blue
Mar. 26	Josh Huestis recalled from the Oklahoma City Blue
Mar. 31	Josh Huestis assigned to the Oklahoma City Blue
Apr. 1	Mitch McGary recalled from the Oklahoma City Blue
Apr. 2	Josh Huestis recalled from the Oklahoma City Blue



**2015-16 NBA REVIEW**



# 2015-16 STANDINGS/HEAD-TO-HEAD

## NBA EASTERN CONFERENCE

ATLANTIC DIVISION		W	L	PCT	GB	HOME	ROAD	LAST-10	STREAK
Toronto	56	26	.683	-	32-9	24-17	7-3	Won 4	
Boston	48	34	.585	8	28-13	20-21	6-4	Won 1	
New York	32	50	.390	24	18-23	14-27	3-7	Lost 2	
Brooklyn	21	61	.256	35	14-27	7-34	0-10	Lost 10	
Philadelphia	10	72	.122	46	7-34	3-38	1-9	Lost 4	
CENTRAL DIVISION		W	L	PCT	GB	HOME	ROAD	LAST-10	STREAK
Cleveland	57	25	.695	-	33-8	24-17	6-4	Lost 1	
Indiana	45	37	.549	12	26-15	19-22	7-3	Won 3	
Detroit	44	38	.537	13	26-15	18-23	6-4	Won 1	
Chicago	42	40	.512	15	26-15	16-25	6-4	Won 3	
Milwaukee	33	49	.402	24	23-18	10-31	3-7	Lost 2	
SOUTHEAST DIVISION		W	L	PCT	GB	HOME	ROAD	LAST-10	STREAK
Miami	48	34	.585	-	28-13	20-21	6-4	Lost 1	
Atlanta	48	34	.585	-	27-14	21-20	6-4	Lost 2	
Charlotte	48	34	.585	-	30-11	18-23	7-3	Won 2	
Washington	41	41	.500	7	22-19	19-22	6-4	Won 3	
Orlando	35	47	.427	13	23-18	12-29	6-4	Lost 1	

## NBA WESTERN CONFERENCE

SOUTHWEST DIVISION		W	L	PCT	GB	HOME	ROAD	LAST-10	STREAK
San Antonio	67	15	.817	-	40-1	27-14	6-4	Won 2	
Dallas	42	40	.512	25	23-18	19-22	7-3	Lost 1	
Memphis	42	40	.512	25	26-15	16-25	1-9	Lost 4	
Houston	41	41	.500	26	23-18	18-23	6-4	Won 3	
New Orleans	30	52	.366	37	21-20	9-32	4-6	Lost 3	
NORTHWEST DIVISION		W	L	PCT	GB	HOME	ROAD	LAST-10	STREAK
Oklahoma City	55	27	.671	-	32-9	23-18	5-5	Lost 1	
Portland	44	38	.537	11	28-13	16-25	7-3	Won 1	
Utah	40	42	.488	15	24-17	16-25	5-5	Lost 2	
Denver	33	49	.402	22	18-23	15-26	3-7	Lost 2	
Minnesota	29	53	.354	26	14-27	15-26	5-5	Won 1	
PACIFIC DIVISION		W	L	PCT	GB	HOME	ROAD	LAST-10	STREAK
Golden State	73	9	.890	-	39-2	34-7	8-2	Won 4	
L.A. Clippers	53	29	.646	20	29-12	24-17	8-2	Lost 1	
Sacramento	33	49	.402	40	18-23	15-26	5-5	Lost 1	
Phoenix	23	59	.280	50	14-27	9-32	3-7	Won 1	
L.A. Lakers	17	65	.207	56	12-29	5-36	2-8	Won 1	

## HEAD-TO-HEAD WIN GRID

	ATL	BOS	CHA	CHI	CLE	DAL	DEN	DET	GS	HOU	IND	LAL	LAC	MEM	MI	MIN	NJ	NO	NY	OKC	ORL	PHI	PHO	POR	SAC	SA	TOR	UTA	WAS	W	L	PCT	GB	LAST-10	STREAK			
<b>ATLANTIC DIVISION</b>																																						
TOR	3	3	4	2	0	2	2	0	2	0	2	2	2	2	2	3	4	1	2	2	2	2	4	1	2	0	0	-	1	4	56	26	.683	-	7-3	Won 4		
BOS	1	2	2	2	1	0	0	2	0	1	1	1	1	1	3	3	1	2	2	2	2	2	4	2	2	1	0	1	1	1	32	50	.390	24	3-7	Lost 2		
CHA	2	1	2	1	3	0	0	0	0	0	2	0	0	2	0	1	2	2	1	1	1	1	1	1	1	0	0	0	0	21	61	.256	35	0-10	Lost 10			
CHI	1	2	2	0	0	0	0	0	0	0	0	0	0	0	0	0	0	0	0	0	0	0	0	0	0	0	0	0	0	10	72	.122	46	1-9	Lost 4			
<b>CENTRAL DIVISION</b>																																						
CLE	3	2	3	3	3	1	-	2	2	1	0	1	3	2	2	1	1	1	1	2	4	2	2	2	0	0	0	1	1	2	57	25	.695	-	6-4	Lost 1		
IND	2	3	3	0	1	1	-	2	2	3	0	1	3	2	2	1	1	1	1	2	4	2	2	0	0	0	0	0	0	1	42	37	.512	25	7-3	Won 3		
DET	1	2	3	1	3	3	1	0	0	1	0	1	2	1	0	0	0	0	0	2	3	2	2	2	2	1	0	1	2	44	38	.537	13	Won 1				
CHI	0	1	2	1	1	-	3	0	1	1	0	2	3	1	2	0	0	0	0	1	2	4	1	1	2	1	2	1	1	42	40	.512	15	6-4	Won 3			
MIN	2	1	3	1	1	1	1	1	1	1	1	1	0	1	1	2	2	2	2	2	2	2	2	2	0	0	0	0	1	33	49	.402	24	3-7	Lost 2			
<b>SOUTHEAST DIVISION</b>																																						
MIA	3	0	3	2	4	2	2	2	2	0	1	2	0	1	1	1	1	1	2	3	1	3	3	2	1	2	0	1	1	2	48	34	.585	-	6-4	Lost 1		
ATL	3	2	3	4	0	2	2	2	3	0	2	2	2	2	2	1	1	1	2	2	4	2	2	2	0	0	1	1	2	46	34	.585	-	6-4	Lost 2			
CHA	1	1	4	-	3	1	1	0	2	0	0	3	0	2	2	2	3	2	1	3	0	4	1	1	2	1	0	1	1	2	46	34	.585	-	6-4	Lost 2		
WAS	2	0	3	2	2	2	1	0	3	0	1	1	1	0	1	1	2	0	0	4	4	1	1	2	1	2	1	0	1	41	41	.500	7	6-4	Won 3			
ORL	2	2	0	1	2	2	1	0	0	0	1	1	0	1	1	2	2	2	2	2	4	3	2	0	1	1	0	1	2	36	47	.427	13	6-4	Lost 1			
<b>SOUTHWEST DIVISION</b>																																						
SA	2	2	2	1	1	1	4	3	2	1	3	1	2	4	4	2	2	3	3	3	2	2	2	2	2	4	4	1	4	67	15	.817	-	6-4	Won 2			
HOU	0	2	2	1	2	0	-	2	0	0	2	2	0	3	3	3	1	4	4	2	2	2	2	2	2	2	2	1	1	42	40	.512	25	7-3	Won 1			
MEM	0	1	0	0	1	1	1	3	1	0	2	2	2	2	2	2	2	2	2	2	2	2	2	2	2	2	2	2	2	42	40	.512	25	7-3	Won 1			
DAL	1	0	1	0	0	1	2	0	0	0	0	1	1	1	1	1	3	3	1	2	2	2	2	2	2	2	2	1	4	41	50	.390	24	3-7	Lost 2			
NO	0	0	2	1	0	1	2	2	2	0	1	0	1	0	0	0	1	2	1	1	1	0	1	2	1	4	1	0	2	30	52	.366	37	4-6	Lost 3			
<b>NORTHWEST DIVISION</b>																																						
OKC	0	1	2	1	2	0	4	4	1	0	2	2	1	3	3	4	2	1	2	3	0	1	2	2	2	2	2	2	2	55	27	.671	-	5-5	Lost 1			
POR	0	1	2	1	1	1	1	1	3	0	0	2	1	1	3	2	1	1	1	2	3	0	1	2	2	4	0	0	1	42	37	.512	25	7-3	Won 1			
UTA	1	1	1	1	1	1	1	1	4	0	0	2	1	2	3	2	1	2	3	2	1	2	3	2	2	2	2	2	2	40	42	.488	15	6-4	Lost 2			
DEN	1	0	1	0	0	0	0	0	3	3	1	1	1	3	2	1	2	3	2	1	2	3	2	2	2	2	2	2	2	33	49	.402	22	3-7	Lost 2			
MIN	2	1	2	0	2	0	0	1	0	0	1	2	2	1	0	0	2	0	1	0	1	0	1	2	1	0	0	1	29	53	.354	26	5-5	Won 1				
<b>PACIFIC DIVISION</b>																																						
GS	2	1	2	2	2	2	3	3	1	0	2	2	2	4	4	2	2	1	2	3	2	3	2	2	2	2	2	2	2	73	9	.890	-	6-4	Won 4			
LAC	1	1	2	2	2	1	0	0	0	0	0	0	0	4	4	2	2	2	2	3	3	1	0	2	2	2	2	2	53	29	.646	20	6-4	Lost 1				
SAC	0	0	1	0	0	0	0	0	3	3	3	1	1	2	3	3	3	3	2	1	2	2	1	1	3	0	0	0	33	49	.402	24	3-7	Lost 1				
PHO	0	0	1	0	0	0	0	0	0	0	0	0	0	0	0	0	0	0	0	0	0	0	0	0	0	0	0	0	23	59	.280	50	5-5	Won 1				
LAL	0	1	1	2	0	0	0	0	0	1	1	1	0	0	0	1	1	1	1</																			



# OFFENSIVE/DEFENSIVE STATS

## TEAMS' STATISTICS

TEAM	G	--FIELD GOALS--			--3-PT FGS--			--FREE THROWS--			---REBOUNDS---			---MISCELLANEOUS---			-SCORING-				
		MADE	ATT.	PCT.	MADE	ATT.	PCT.	MADE	ATT.	PCT.	OFF.	DEF.	TOT.	AST	PF	DQ	STL	BLK	PTS	AVG.	
All.	82	3489	7159	.487	1077	2592	.416	1366	1790	.763	816	2972	3788	2373	1701	9	689	1245	498	9421	114.9
Bos.	82	3372	7070	.476	678	1946	.346	1671	2067	.792	1071	2916	3987	1863	1691	7	903	1305	487	9038	110.2
Bkn.	82	3289	7083	.464	570	1514	.375	1342	1629	.820	1209	3039	3628	1689	1676	12	733	1037	388	8740	106.8
Chi.	82	3094	6847	.452	878	2533	.347	1616	2407	.674	930	2601	3531	1821	1790	12	821	1307	430	8737	106.5
Cle.	82	3216	7138	.439	717	2142	.335	1500	1929	.788	950	2733	3683	1991	1796	17	752	1127	348	8669	105.7
Dal.	82	3167	6745	.450	666	2340	.285	1480	1889	.754	948	2752	3730	1746	1752	10	562	1230	368	8547	103.8
Det.	82	3141	6759	.465	677	2190	.304	1490	2152	.692	721	2777	3448	1873	1750	5	709	1063	360	8569	104.5
Ind.	82	3171	6888	.460	880	2428	.362	1333	1783	.748	873	2777	3650	1861	1666	4	501	1117	371	8555	104.3
L.A.	82	3238	7033	.460	789	1983	.398	1349	1849	.730	743	2688	3431	2005	1708	8	758	1186	323	8534	104.1
Milw.	82	3289	6797	.484	570	1514	.375	1342	1629	.820	1209	3039	3628	1689	1676	12	733	1037	388	8740	106.8
Min.	82	3036	6823	.458	815	2326	.350	1524	1941	.790	34	2869	3603	1778	1487	10	677	1029	438	8479	103.4
N.O.	82	3168	6923	.458	815	2326	.350	1524	1941	.790	34	2869	3603	1778	1487	10	677	1029	438	8479	103.4
Orl.	82	3168	6923	.458	815	2326	.350	1524	1941	.790	34	2869	3603	1778	1487	10	677	1029	438	8479	103.4
Phi.	82	3051	7018	.435	738	2118	.348	1431	1905	.751	943	2733	3676	1701	1856	7	632	1410	313	8271	100.6
Por.	82	3153	7040	.448	702	1952	.360	1415	1823	.776	826	2712	3494	1818	1713	6	633	1102	342	8423	102.7
S.A.	82	3066	6669	.451	790	1915	.370	1702	2190	.777	836	2724	3560	1536	1610	6	636	1076	449	8422	102.7
San	82	3066	6669	.451	790	1915	.370	1702	2190	.777	836	2724	3560	1536	1610	6	636	1076	449	8422	102.7
Sea.	82	3066	6669	.451	790	1915	.370	1702	2190	.777	836	2724	3560	1536	1610	6	636	1076	449	8422	102.7
Sf.	82	3066	6669	.451	790	1915	.370	1702	2190	.777	836	2724	3560	1536	1610	6	636	1076	449	8422	102.7
Utah	82	3168	6923	.458	815	2326	.350	1524	1941	.790	34	2869	3603	1778	1487	10	677	1029	438	8479	103.4
Was.	82	3168	6923	.458	815	2326	.350	1524	1941	.790	34	2869	3603	1778	1487	10	677	1029	438	8479	103.4

## OPPONENTS' STATISTICS

TEAM	G	--FIELD GOALS--			--3-PT FGS--			--FREE THROWS--			---REBOUNDS---			---MISCELLANEOUS---			-SCORING-				
		MADE	ATT.	PCT.	MADE	ATT.	PCT.	MADE	ATT.	PCT.	OFF.	DEF.	TOT.	AST	PF	DQ	STL	BLK	PTS	AVG.	
All.	2928	6709	436	.451	1634	331	1221	1611	758	.747	247	2576	3223	1707	1597	3	592	1214	317	7618	92.9
Bos.	2920	6549	446	.649	1819	357	1374	1842	746	.764	262	2522	3286	1568	1629	12	652	1146	365	7863	95.9
Bkn.	2921	6746	446	.649	1819	357	1374	1842	746	.764	262	2522	3286	1568	1629	12	652	1146	365	7863	95.9
Chi.	3019	6738	448	.647	1862	347	1378	1855	743	.760	260	2504	3364	1576	1690	13	590	1092	362	8063	98.3
Cle.	3054	6914	442	.605	1742	347	1356	1861	770	.803	280	2800	3813	1657	1608	10	612	1060	337	8069	98.4
Dal.	3046	6958	432	.679	2008	338	1366	1761	755	.944	286	2869	3813	1657	1500	5	706	1324	411	8137	99.2
Det.	3015	6845	445	.645	1862	347	1378	1855	743	.760	260	2504	3364	1576	1690	13	590	1092	362	8063	98.3
Ind.	3065	6962	440	.679	2035	334	1428	1901	751	.877	274	2651	3707	1676	1676	10	634	1297	366	8237	100.5
L.A.	3098	6971	444	.726	2030	349	1334	1735	769	.726	296	2936	3662	1901	1670	9	553	1102	448	8256	100.7
Milw.	3114	7035	443	.626	1837	341	1435	1901	754	.890	290	2733	3623	1703	1520	6	589	927	343	8289	101.1
Min.	2947	6459	466	.737	2186	365	1619	2107	768	.830	771	3511	1732	1732	9	576	1327	469	8310	101.3	
N.O.	3182	6903	461	.596	1679	355	1351	1726	783	.725	2763	3488	1766	1773	9	583	1099	366	8113	101.4	
Orl.	3075	6973	441	.643	1911	336	1613	2136	755	.932	2838	3770	1715	1718	10	622	1340	500	8406	102.5	
Phi.	3144	6971	451	.743	2170	342	1382	1713	738	.868	287	3755	1600	1757	9	617	1142	363	8413	102.6	
Por.	3150	7192	463	.643	1949	323	1623	2103	756	.923	3296	1757	1653	12	710	1068	373	8449	102.9		
S.A.	3234	7333	441	.651	1885	345	1337	1913	737	.969	2787	3677	1848	1535	15	655	974	465	8464	103.1	
San	3097	6817	454	.766	2171	352	1506	1861	768	.942	2583	3525	2013	1600	6	679	1269	462	8465	103.2	
Sf.	3150	6850	460	.730	2041	359	1470	1971	746	.832	2800	3632	1899	1497	8	620	1240	448	8502	103.7	
Utah	3146	6945	453	.700	1888	371	1562	2129	734	.867	2716	3583	1770	1597	4	630	1088	424	8554	104.3	
Was.	3170	6668	462	.737	1987	371	1498	1947	769	.773	2858	3631	1846	1651	6	661	1325	356	8775	104.6	
Pho.	3182	6904	461	.754	2034	371	1498	1958	761	.799	2700	3499	1824	1712	8	660	1122	517	8609	105.0	
San	3188	6763	471	.742	2089	355	1394	1842	757	.877	2757	3658	1857	1768	12	638	1220	427	8698	106.5	
Bkn.	3345	6984	479	.775	2100	369	1227	2068	763	.840	2719	3559	2060	1510	4	720	1162	430	8622	106.0	
Hou.	3200	6977	459	.796	2206	361	1525	2108	756	.970	2690	3660	2015	1847	11	734	1361	404	8721	106.4	
N.O.	3218	6877	468	.754	2043	369	1544	1972	743	.790	2912	3642	1899	1630	6	602	1127	423	8734	106.5	
L.A.	3203	6773	470	.760	2041	367	1631	2177	749	.813	2770	3583	1836	1770	3	782	1224	449	8817	107.5	
Phi.	3253	7005	464	.838	1776	359	1683	2141	786	.913	2987	3900	1919	1571	9	711	1241	466	8827	107.6	
San	3234	7023	473	.700	2016	347	1420	1902	762	.962	2765	3691	1866	1800	10	722	1306	437	8943	109.1	
AVG.'S	3126	6935	452	.898	1979	354	1450	2166	757	.854	2734	3588	1828	1662	6	643	1179	406	8419	107.2	
94065	59241	434892021	54831	252	35383	252572															
208049	20953	5746925624	1076454985419303	121293																	

## MISCELLANEOUS TEAM STATISTICS

POINTS	PER GAME	FIELD GOALS	PERCENTAGE	TURNOVERS	REBOUND PER GAME		BELOW PERCENTAGES		OVERTIME	3 PTS. GAMES	10 PTS. OR MORE	10 PTS. OR MORE		
					OWN	OPP.	OWN	OPP.						
TEAM	OWN	OPP.	OWN	OPP.	OWN	OPP.	OFF.	DEF.	TOT.	OWN	OPP.	OWN	OPP.	
Atlanta	102.8	99.2	.458	.432	15.0	16.1	.191	.746	.469	34	42	0	5	7
Boston	105.7	102.5	.439	.441	13.7	16.4	.251	.746	.499	22	36	1	2	6
Brooklyn	98.6	106.0	.453	.478	14.8	14.2	.241	.757	.469	44	16	6	3	4
Charlotte	103.4	100.7	.439	.444	12.9	13.1	.200	.798	.499	34	41	5	0	5
Chicago	101.6	103.1	.441	.441	13.9	11.9	.245	.749	.497	36	28	2	4	4
Cleveland	101.3	106.3	.460	.446	13.8	14.5	.251	.746	.518	23	31	6	1	3
Dallas	102.3	102.6	.444	.451	12.8	13.9	.256	.762	.484	27	35	8	6	11
Denver	101.9	105.0	.442	.461	14.7	13.7	.258	.773	.516	28	27	2	4	10
Detroit	102.0	101.4	.439	.461	13.5	13.4	.270	.793	.531	37	38	4	1	6
Golden State	114.4	104.1	.467	.456	15.2	15.2	.256	.750	.497	36	28	4	2	5
Houston	106.5	106.4	.452	.459	15.9	16.6	.257	.728	.493	19	20	4	2	5
Indiana	102.2	100.5	.450	.440	14.9	15.8	.234	.760	.497	35	38	1	1	7
L.A. Clippers	104.5	100.2	.465	.434	13.0	15.4	.201	.738	.470	24	43	5	1	8
L.A. Lakers	97.3	103.7	.437	.4										





## 2015-16 AWARD WINNERS

Kia NBA Most Valuable Player Award	Stephen Curry, Golden State Warriors
Kia NBA Rookie of the Year Award	Karl Anthony-Towns, Minnesota Timberwolves
Kia NBA Defensive Player of the Year Award	Kawhi Leonard, San Antonio Spurs
Kia NBA Sixth Man Award	Jamal Crawford, Los Angeles Clippers
Kia NBA Most Improved Player	C.J. McCollum, Portland Trail Blazers
J. Walter Kennedy Citizenship Award	Wayne Ellington, Brooklyn Nets
NBA Sportsmanship Award	Mike Conley, Memphis Grizzlies
Twyman-Stokes Teammate of the Year Award	Vince Carter, Memphis Grizzlies
Seasonlong Kia Community Assist Award	John Wall, Washington Wizards
NBA Coach of the Year	Steve Kerr, Golden State Warriors
NBA Executive of the Year Award	R.C. Buford, San Antonio Spurs
<b>NBA All-Star Game Most Valuable Player</b>	<b>Russell Westbrook, Oklahoma City Thunder</b>
Bill Russell NBA Finals Most Valuable Player	LeBron James, Cleveland Cavaliers

### 2015-16 ALL-NBA TEAMS

First Team votes in parentheses.

FIRST TEAM			SECOND TEAM			THIRD TEAM		
Pos.	Player	Pts.	Pos.	Player	Pts.	Pos.	Player	Pts.
F	LeBron James, Cleveland (125)	637	F	Kevin Durant, Oklahoma City (36)	452	F	Paul George, Indiana	157
F	Kawhi Leonard, San Antonio (94)	575	F	Draymond Green, Golden State (40)	431	F	LaMarcus Aldridge, San Antonio (3)	103
C	DeAndre Jordan, L.A. Clippers (39)	317	C	DeMarcus Cousins, Sacramento (32)	277	C	Andre Drummond, Detroit (13)	173
G	Stephen Curry, Golden State (129)	645	G	Chris Paul, L.A. Clippers (8)	353	G	Klay Thompson, Golden State	164
G	Russell Westbrook, Oklahoma City (120)	627	G	Damian Lillard, Portland	217	G	Kyle Lowry, Toronto	155

### 2015-16 NBA ALL-DEFENSIVE TEAM

First Team votes in parentheses.

FIRST TEAM			SECOND TEAM		
Pos.	Player	Pts.	Pos.	Player	Pts.
F	Kawhi Leonard, San Antonio (130)	260	F	Paul Millsap, Atlanta (11)	97
F	Draymond Green, Golden State (123)	251	F	Paul George, Indiana (5)	48
C	DeAndre Jordan, L.A. Clippers (47)	137	C	Hassan Whiteside, Miami (44)	126
G	Avery Bradley, Boston (62)	149	G	Tony Allen, Memphis (44)	121
G	Chris Paul, L.A. Clippers (59)	148	G	Jimmy Butler, Chicago (18)	62

### 2015-16 NBA ALL-ROOKIE TEAM

First Team votes in parentheses. Chosen without regard to position.

FIRST TEAM			SECOND TEAM		
Player	Pts.	Player	Pts.		
Karl-Anthony Towns, Minnesota (130)	260	Justice Winslow, Miami (44)	151		
Kristaps Porzingis, New York (130)	260	D'Angelo Russell, L.A. Lakers (25)	142		
Devin Booker, Phoenix (103)	231	Emmanuel Mudiay, Denver (35)	140		
Nikola Jokic, Denver (73)	186	Myles Turner, Indiana (28)	139		
Jahlil Okafor, Philadelphia (71)	186	Willie Cauley-Stein, Sacramento (2)	50		

### 2015-16 MONTHLY AWARD WINNERS

KIA NBA PLAYERS OF THE MONTH		COACHES OF THE MONTH	
Month	Player	Month	Coach
October/November:	Paul George, Indiana Pacers (Eastern)	October/November:	David Blatt, Cleveland Cavaliers (Eastern)
December:	Stephen Curry, Golden State Warriors (Western)	December:	Luke Walton, Golden State Warriors (Western)
January:	John Wall, Washington Wizards (Eastern)	January:	Scott Skiles, Orlando Magic (Eastern)
February:	Kevin Durant/Russell Westbrook, Oklahoma City Thunder (Western)	February:	Gregg Popovich, San Antonio Spurs (Western)
March:	Demar DeRozan, Toronto Raptors (Eastern)	March:	Dwane Casey, Toronto Raptors (Eastern)
April:	Kevin Durant, Oklahoma City Thunder (Western)	April:	Doc Rivers, Los Angeles Clippers (Western)
	LeBron James, Cleveland Cavaliers (Eastern)		Brad Stevens, Boston Celtics (Eastern)
	Stephen Curry, Golden State Warriors (Western)		Terry Stotts, Portland Trail Blazers (Western)
	LeBron James, Cleveland Cavaliers (Eastern)		Steve Clifford, Charlotte Hornets (Eastern)
	Russell Westbrook, Oklahoma City Thunder (Western)		Steve Kerr, Golden State Warriors (Western)
	LeBron James, Cleveland Cavaliers (Eastern)		Frank Vogel, Indiana Pacers (Eastern)
	James Harden, Houston Rockets (Western)		Doc Rivers, Los Angeles Clippers (Western)

KIA NBA ROOKIES OF THE MONTH		COMMUNITY ASSIST AWARD	
Month	Player	Month	Player
October/November:	Kristaps Porzingis, New York Knicks (Eastern)	October:	John Wall, Washington Wizards
December:	Karl-Anthony Towns, Minnesota Timberwolves (Western)	November:	Carmelo Anthony, New York Knicks
January:	Kristaps Porzingis, New York Knicks (Eastern)	December:	Victor Oladipo, Orlando Magic
February:	Karl-Anthony Towns, Minnesota Timberwolves (Western)	January:	Mike Conley, Memphis Grizzlies
March:	Kristaps Porzingis, New York Knicks (Eastern)	February:	Draymond Green, Golden State Warriors
April:	Karl-Anthony Towns, Minnesota Timberwolves (Western)	March:	Anthony Davis, New Orleans Pelicans
	Myles Turner, Indiana Pacers (Eastern)	April:	Zach Lavine, Minnesota Timberwolves
	Karl-Anthony Towns, Minnesota Timberwolves (Western)		
	Josh Richardson, Miami Heat (Eastern)		
	Karl-Anthony Towns, Minnesota Timberwolves (Western)		
	Norman Powell, Toronto Raptors (Eastern)		
	Karl-Anthony Towns, Minnesota Timberwolves (Western)		



## 2016 NBA PLAYOFFS

### EASTERN CONFERENCE FIRST ROUND

**CLEVELAND VS. DETROIT (CAVALIERS WIN 4-0)**

Apr. 17 DET 101 at CLE 106  
Apr. 20 DET 90 at CLE 107  
Apr. 22 CLE 101 at DET 91  
Apr. 24 CLE 100 at DET 98

**TORONTO VS. INDIANA (RAPTORS WIN 4-3)**

Apr. 16 IND 100 at TOR 90  
Apr. 18 IND 87 at TOR 98  
Apr. 21 TOR 101 at IND 85  
Apr. 23 TOR 83 at IND 100  
Apr. 26 IND 99 at TOR 102  
Apr. 29 TOR 83 at IND 101  
May 1 IND 84 at TOR 89

**MIAMI VS. CHARLOTTE (HEAT WIN 4-3)**

Apr. 17 CHA 91 at MIA 123  
Apr. 20 CHA 103 at MIA 115  
Apr. 23 MIA 80 at CHA 96  
Apr. 25 MIA 85 at CHA 89  
Apr. 27 CHA 90 at MIA 88  
Apr. 29 MIA 97 at CHA 90  
May 1 CHA 73 at MIA 106

**ATLANTA VS. BOSTON (HAWKS WIN 4-2)**

Apr. 16 BOS 101 at ATL 102  
Apr. 19 BOS 72 at ATL 89  
Apr. 22 ATL 103 at BOS 111  
Apr. 24 ATL 95 at BOS 104 (OT)  
Apr. 26 BOS 83 at ATL 110  
Apr. 28 ATL 104 at BOS 92

### EASTERN CONFERENCE SEMIFINALS

**CLEVELAND VS. ATLANTA (CAVALIERS WIN 4-0)**

May 2 ATL 93 at CLE 104  
May 4 CLE 121 at ATL 108  
May 6 CLE 121 at ATL 108  
May 8 CLE 100 at ATL 99

**TORONTO VS. MIAMI (RAPTORS WIN 4-3)**

May 3 MIA 102 at TOR 96 (OT)  
May 5 MIA 92 at TOR 96 (OT)  
May 7 TOR 95 at MIA 91  
May 9 TOR 87 at MIA 94 (OT)  
May 11 MIA 91 at TOR 99  
May 13 TOR 91 at MIA 103  
May 15 MIA 89 at TOR 116

### EASTERN CONFERENCE FINALS

**CLEVELAND VS. TORONTO (CAVALIERS WIN 4-2)**

May 17 TOR 84 at CLE 115  
May 19 TOR 89 at CLE 108  
May 21 CLE 84 at TOR 99  
May 23 CLE 99 at TOR 105  
May 25 TOR 78 at CLE 116  
May 27 CLE 113 at TOR 87

### WESTERN CONFERENCE FIRST ROUND

**GOLDEN STATE VS. HOUSTON (WARRIORS WIN 4-1)**

Apr. 16 HOU 78 at GSW 104  
Apr. 18 HOU 106 at GSW 115  
Apr. 21 GSW 96 at HOU 97  
Apr. 24 GSW 121 at HOU 94  
Apr. 27 HOU 81 at GSW 114

**SAN ANTONIO VS. MEMPHIS (SPURS WIN 4-0)**

Apr. 17 MEM 74 at SAS 106  
Apr. 19 MEM 68 at SAS 94  
Apr. 22 SAS 96 at MEM 87  
Apr. 24 SAS 116 at MEM 95

**OKLAHOMA CITY VS. DALLAS (THUNDER WIN 4-1)**

Apr. 16 DAL 70 at OKC 108  
Apr. 18 DAL 85 at OKC 84  
Apr. 21 OKC 131 at DAL 102  
Apr. 23 OKC 119 at DAL 108  
Apr. 25 DAL 104 at OKC 118

**LOS ANGELES CLIPPERS VS. PORTLAND (TRAIL BLAZERS WIN 4-2)**

Apr. 17 POR 95 at LAC 115  
Apr. 20 POR 81 at LAC 102  
Apr. 23 LAC 88 at POR 96  
Apr. 25 LAC 84 at POR 98  
Apr. 27 POR 108 at LAC 98  
Apr. 29 LAC 103 at POR 106

### WESTERN CONFERENCE SEMIFINALS

**GOLDEN STATE VS. PORTLAND (WARRIORS WIN 4-1)**

May 1 POR 106 at GSW 118  
May 3 POR 99 at GSW 110  
May 7 GSW 108 at POR 120  
May 9 GSW 132 at POR 125 (OT)  
May 11 POR 121 at GSW 125

**SAN ANTONIO VS. OKLAHOMA CITY (THUNDER WIN 4-2)**

Apr. 30 OKC 92 at SAS 124  
May 2 OKC 98 at SAS 97  
May 6 SAS 100 at OKC 96  
May 8 SAS 97 at OKC 111  
May 10 OKC 95 at SAS 91  
May 12 SAS 99 at OKC 113

### WESTERN CONFERENCE FINALS

**GOLDEN STATE VS. OKLAHOMA CITY (WARRIORS WIN 4-3)**

May 16 OKC 108 at GSW 102  
May 18 OKC 91 at GSW 118  
May 22 GSW 105 at OKC 133  
May 24 GSW 94 at OKC 118  
May 26 OKC 111 at GSW 120  
May 28 GSW 108 at OKC 101  
May 30 OKC 88 at GSW 96

### 2016 NBA FINALS

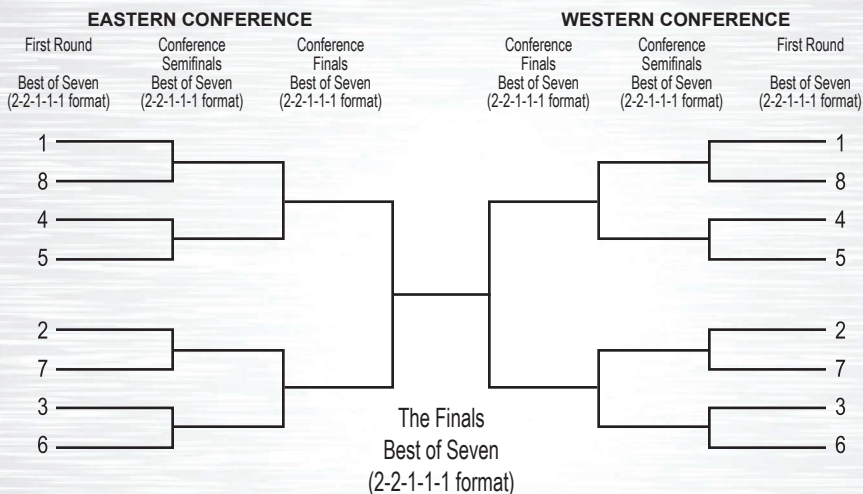
**GOLDEN STATE VS. CLEVELAND (CAVALIERS WIN 4-3)**

June 2 CLE 89 at GSW 104  
June 5 CLE 77 at GSW 110  
June 8 GSW 90 at CLE 120  
June 10 GSW 108 at CLE 97  
June 13 CLE 112 at GSW 97  
June 16 GSW 101 at CLE 115  
June 19 CLE 93 at GSW 89



## NBA PLAYOFF STRUCTURE/ATTENDANCE

### 2017 NBA PLAYOFF STRUCTURE



Eight teams from each conference qualify for the NBA Playoffs. The three division winners and the team with the next-best record from each conference will receive the top four seeds and will be ranked Nos. 1-4 according to their regular-season records. The remaining four teams in each conference will be seeded 5-8 according to their won-lost records. In each round of the playoffs, the team with the better regular-season won-lost record gets the home-court advantage.

All rounds of the playoffs are a best-of-seven series. Each best-of-seven series will play 2-2-1-1-1 format.

### 2015-16 FINAL REGULAR SEASON ATTENDANCE

TEAM	HOME ATTENDANCE			ROAD ATTENDANCE		
	G	ATT	AVG	G	ATT	AVG
Atlanta Hawks	41	713,909	17,412	41	720,873	17,582
Boston Celtics	41	721,350	17,594	41	727,404	17,742
Brooklyn Nets	41	698,529	17,037	41	739,614	18,039
Charlotte Hornets	41	704,886	17,192	41	723,833	17,654
Chicago Bulls	41	896,525	21,866	41	754,592	18,405
Cleveland Cavaliers	41	843,042	20,562	41	775,537	18,916
Dallas Mavericks	41	827,702	20,188	41	723,792	17,653
Denver Nuggets	41	602,707	14,700	41	714,593	17,429
Detroit Pistons	41	625,917	15,266	41	732,519	17,866
Golden State Warriors	41	803,436	19,596	41	750,793	18,312
Houston Rockets	41	747,412	18,230	41	736,761	17,970
Indiana Pacers	41	691,434	16,864	41	733,593	17,893
Los Angeles Clippers	41	785,892	19,168	41	741,245	18,079
Los Angeles Lakers	41	768,244	18,738	41	732,881	17,875
Memphis Grizzlies	41	710,502	17,329	41	738,717	18,017
Miami Heat	41	808,223	19,713	41	725,609	17,698
Milwaukee Bucks	41	611,226	14,908	41	725,841	17,703
Minnesota Timberwolves	41	595,652	14,528	41	738,032	18,001
New Orleans Pelicans	41	683,757	16,677	41	723,265	17,641
New York Knickerbockers	41	812,292	19,812	41	715,966	17,463
Oklahoma City Thunder	41	746,323	18,203	41	736,220	17,957
Orlando Magic	41	688,194	16,785	41	721,024	17,586
Philadelphia 76ers	41	571,342	13,935	41	724,272	17,665
Phoenix Suns	41	693,862	16,923	41	721,033	17,586
Portland Trail Blazers	41	801,377	19,546	41	723,952	17,657
Sacramento Kings	41	680,049	16,587	41	718,130	17,515
San Antonio Spurs	41	762,855	18,606	41	736,866	17,972
Toronto Raptors	41	809,824	19,752	41	718,430	17,523
Utah Jazz	41	772,059	18,831	41	702,545	17,135
Washington Wizards	41	747,796	18,239	41	748,386	18,253
National Basketball Association	1230	21,926,318	17,826	1230	21,926,318	17,826
<b>TOTALS</b>	<b>1230</b>	<b>21,926,318</b>	<b>17,826</b>	<b>1230</b>	<b>21,926,318</b>	<b>17,826</b>

## ALL-NBA DEVELOPEMENT LEAGUE TEAMS



### FIRST TEAM

Erick Green – Reno  
 Vander Blue – Los Angeles  
 Jarnell Stokes – Sioux Falls  
 Jeff Ayres – Los Angeles  
 Alex Stepheson – Iowa

### SECOND TEAM

Jimmer Fredette – Westchester  
 Will Cummings – Rio Grande Valley  
 Coty Clarke – Maine  
 Nick Minnerath - Canton  
 DeAndre Liggins – Sioux Falls

### THIRD TEAM

Sean Kilpatrick – Delaware  
 Quinn Cook - Canton  
 Devin Ebanks – Grand Rapids  
 Ryan Gomes – Los Angeles  
 Jordan Bachynski - Westchester

### 2015-16 All-NBA DEVELOPEMENT LEAGUE ALL-ROOKIE TEAM

Quinn Cook – Canton Charge  
 Will Cummings – Rio Grande Valley  
 Dakari Johnson – Oklahoma City  
 JJ O'Brien – Idaho  
 Greg Whittington – Sioux Falls

### 2015-16 ALL-NBA DEVELOPEMENT LEAGUE ALL-DEFENSIVE TEAM

Aaron Craft – Santa Cruz  
 Keith Appling – Erie  
 Jordan Bachynski – Westchester  
 DeAndre Liggins – Sioux Falls  
 Micheal Eric – Texas



**ALL TIME RECORDS**



# YEAR-BY-YEAR RECORD

Season	Home	Road	Neutral	Overall
1967-68	9-19	7-24	7-16	23-59
1968-69	18-18	6-29	6-5	30-52
1969-70	22-14	10-26	4-6	36-46
1970-71	27-13	11-30	0-1	38-44
1971-72	28-12	18-22	1-1	47-35
1972-73	16-25	10-29	0-2	26-56
1973-74	22-19	14-27	0-0	36-46
1974-75	24-17	19-22	0-0	43-39
1975-76	31-10	12-29	0-0	43-39
1976-77	27-14	13-28	0-0	40-42
1977-78	31-10	16-25	0-0	47-35
1978-79*	31-10	21-20	0-0	52-30
1979-80	33-8	23-18	0-0	56-26
1980-81	22-19	12-29	0-0	34-48
1981-82	31-10	21-20	0-0	52-30
1982-83	29-12	19-22	0-0	48-34
1983-84	32-9	10-31	0-0	42-40
1984-85	20-21	11-30	0-0	31-51
1985-86	24-17	7-34	0-0	31-51
1986-87	25-16	14-27	0-0	39-43
1987-88	32-9	12-29	0-0	44-38
1988-89	31-10	16-25	0-0	47-35
1989-90	30-11	11-30	0-0	41-41
1990-91	28-13	13-28	0-0	41-41
1991-92	28-13	19-22	0-0	47-35
1992-93	32-8	21-19	2-0	55-27
1993-94	37-4	26-15	0-0	63-19
1994-95	32-9	25-16	0-0	57-25
1995-96	38-3	26-15	0-0	64-18
1996-97	31-10	26-15	0-0	57-25
1997-98	35-6	26-15	0-0	61-21
1998-99	17-8	8-17	0-0	25-25
1999-00	24-17	21-20	0-0	45-37
2000-01	26-15	18-23	0-0	44-38
2001-02	26-15	19-22	0-0	45-37
2002-03	25-16	15-26	0-0	40-42
2003-04	20-20	15-25	2-0	37-45
2004-05	26-15	26-15	0-0	52-30
2005-06	22-19	13-28	0-0	35-47
2006-07	20-21	11-30	0-0	31-51
2007-08	13-28	7-34	0-0	20-62
2008-09	15-26	8-33	0-0	23-59
2009-10	27-14	23-18	0-0	50-32
2010-11	30-11	25-16	0-0	55-27
2011-12	26-7	21-12	0-0	47-19
2012-13	34-7	26-15	0-0	60-22
2013-14	34-7	25-16	0-0	59-23
2014-15	29-12	16-25	0-0	45-37
2015-16	32-9	23-18	0-0	55-27
<b>TOTALS</b>	<b>1302-656</b>	<b>815-1144</b>	<b>22-31</b>	<b>2139-1831</b>
<b>PCT.</b>	<b>.665</b>	<b>.416</b>	<b>.415</b>	<b>.539</b>

\* Won NBA Championship  
Club records in bold

# COACHES RECORDS



## COACHES YEAR-BY-YEAR

SEASON	COACH	WL	PCT	FINISH	PLAYOFFS PCT	
1967-68	Al Bianchi	23-59	.280	6th/West	Did not qualify	
1968-69	Al Bianchi	30-52	.366	6th/West	Did not qualify	
1969-70	Lenny Wilkens	36-46	.439	5th/West	Did not qualify	
1970-71	Lenny Wilkens	38-44	.463	4th/Pacific	Did not qualify	
1971-72	Lenny Wilkens	47-35	.573	3rd/Pacific	Did not qualify	
1972-73	Tom Nissalke	13-32				
	Bucky Buckwalter	13-24				
	Total	26-56	.317	4th/Pacific	Did not qualify	
1973-74	Bill Russell	36-46	.439	3rd/Pacific	Did not qualify	
1974-75	Bill Russell	43-39	.524	2nd/Pacific	4-5	444
1975-76	Bill Russell	43-39	.524	2nd/Pacific	2-4	333
1976-77	Bill Russell	40-42	.488	4th/Pacific	Did not qualify	
1977-78	Bob Hopkins	5-17				
	Lenny Wilkens	42-18				
	Total	47-35	.573	3rd/Pacific	13-9	580
1978-79	Lenny Wilkens	52-30	.634	1st/Pacific	12-5	706
1979-80	Lenny Wilkens	56-26	.683	2nd/Pacific	7-8	467
1980-81	Lenny Wilkens	34-48	.415	6th/Pacific	Did not qualify	
1981-82	Lenny Wilkens	52-30	.634	2nd/Pacific	3-5	375
1982-83	Lenny Wilkens	48-34	.585	3rd/Pacific	0-2	000
1983-84	Lenny Wilkens	42-40	.512	3rd/Pacific	2-3	400
1984-85	Lenny Wilkens	31-51	.378	4th/Pacific	Did not qualify	
1985-86	Bernie Bickerstaff	31-51	.378	5th/Pacific	Did not qualify	
1986-87	Bernie Bickerstaff	39-43	.475	4th/Pacific	7-7	500
1987-88	Bernie Bickerstaff	44-38	.537	3rd/Pacific	2-3	400
1988-89	Bernie Bickerstaff	47-35	.573	3rd/Pacific	3-5	375
1989-90	Bernie Bickerstaff	41-41	.500	4th/Pacific	Did not qualify	
1990-91	K.C. Jones	41-41	.500	5th/Pacific	2-3	400
1991-92	K.C. Jones	18-18				
	Bob Kloppenburg	2-2				
	George Karl	27-15				
	Total	47-35	.573	4th/Pacific	4-5	444
1992-93	George Karl	55-27	.670	2nd/Pacific	10-9	526
1993-94	George Karl	63-19	.768	1st/Pacific	2-3	400
1994-95	George Karl	57-25	.695	2nd/Pacific	1-3	250
1995-96	George Karl	64-18	.780	1st/Pacific	13-8	619
1996-97	George Karl	57-25	.695	1st/Pacific	6-6	500
1997-98	George Karl	61-21	.753	1st/Pacific	4-6	400
1998-99	Paul Westphal	25-25	.500	5th/Pacific	Did not qualify	
1999-00	Paul Westphal	45-37	.549	4th/Pacific	2-3	400
2000-01	Nate McMillan	6-9				
	Total	38-29				
	Nate McMillan	44-38	.537	5th/Pacific	Did not qualify	
2001-02	Nate McMillan	45-37	.549	4th/Pacific	2-3	400
2002-03	Nate McMillan	40-42	.488	5th/Pacific	Did not qualify	
2003-04	Nate McMillan	37-45	.451	5th/Pacific	Did not qualify	
2004-05	Nate McMillan	52-30	.634	1st/Pacific	6-5	545
2005-06	Bob Weiss	13-17	.433	1st/Northwest		
	Bob Hill	22-30	.423			
	Total	35-47	.427	3rd/Northwest	Did not qualify	
2006-07	Bob Hill	31-51	.378	5th/Northwest	Did not qualify	
2007-08	P.J. Carlesimo	20-62	.244	5th/Northwest	Did not qualify	
2008-09	P.J. Carlesimo	1-12				
	Scott Brooks	22-47				
	Total	23-59	.280	5th/Northwest	Did not qualify	
2009-10	Scott Brooks	50-32	.610	4th/Northwest	2-4	333
2010-11	Scott Brooks	55-27	.671	1st/Northwest	9-8	529
2011-12	Scott Brooks	47-19	.712	1st/Northwest	13-7	650
2012-13	Scott Brooks	60-22	.732	1st/Northwest	5-6	455
2013-14	Scott Brooks	59-23	.720	1st/Northwest	10-9	526
2014-15	Scott Brooks	45-37	.549	2nd/Northwest	Did not qualify	
2015-16	Billy Donovan	55-27	.671	1st/Northwest	11-7	611
<b>TOTALS</b>		<b>2139-1831</b>	<b>.539</b>		<b>157-153</b>	<b>.506</b>

Note: Bickerstaff's 1988-89 total includes six games he did not coach due to illness (Tom Newell, 0-1/Bob Kloppenburg, 1-4).  
McMillan's 2001-02 total includes one game he did not coach due to a family illness (Dwane Casey, 1-0).  
McMillan's 2004-05 total includes four games he did not coach due to family circumstances (Dwane Casey, 2-2).  
Hill's 2006-07 total includes one game he did not coach due to illness (Gordon Chiesa, 0-1).

## COACHES OVERALL RECORDS

COACH	REGULAR SEASON RECORD	PCT	PLAYOFF RECORD	PCT
Al Bianchi	53-111	.323	0-0	---
Lenny Wilkens	478-402	.543	37-32	.536
Tom Nissalke	13-32	.289	0-0	---
Bucky Buckwalter	13-24	.351	0-0	---
Bill Russell	162-166	.494	6-9	.400
Bob Hopkins	5-17	.227	0-0	---
Bernie Bickerstaff	202-208	.493	12-15	.444
K.C. Jones	59-59	.500	2-3	.400
Bob Kloppenburg	2-2	.500	0-0	---
George Karl	384-150	.719	40-40	.500
Paul Westphal	76-71	.517	2-3	.400
Nate McMillan	212-183	.551	8-8	.500
Bob Weiss	13-17	.433	0-0	---
Bob Hill	53-81	.396	0-0	---
P.J. Carlesimo	21-74	.221	0-0	---
Scott Brooks	338-207	.620	39-36	.520
Billy Donovan	55-27	.671	11-7	.611
<b>TOTALS</b>	<b>2139-1831</b>	<b>.539</b>	<b>157-153</b>	<b>.506</b>



# ON OPENING NIGHT

## HOME OPENERS (29-16)

DATE	OPPONENT	RESULT	SCORE
10/20/67	San Diego	L	114-121
10/19/68	San Francisco	L	95-107
10/25/69	L.A. Lakers	L	106-130
*10/14/70	Detroit	L	117-123
10/16/71	Milwaukee	L	91-98
10/20/72	Golden State	L	92-101
10/12/73	Capital (Wash.)	W	103-102
10/18/74	Detroit	L	95-100
*10/24/75	Portland	W	105-97
*10/24/76	N.Y. Nets	W	104-93
10/21/77	Portland	L	99-106
*10/13/78	Chicago	W	104-86
10/17/79	L.A. Lakers	W	112-110
*10/10/80	L.A. Lakers	L	98-99
*10/31/81	Phoenix	W	94-84
*10/29/82	Houston	W	128-95
*10/28/83	Golden State	L	109-110
*10/26/84	Utah	W	102-94
11/2/85	Chicago	W	118-100
11/1/86	Sacramento	W	114-103
11/7/87	Phoenix	W	112-96
11/5/88	Denver	W	142-141 (OT)
*11/3/89	Minnesota	W	106-94
*11/3/90	Houston	W	118-106
*11/1/91	Phoenix	L	95-99
11/7/92	Houston	W	89-85
*11/6/93	L.A. Lakers	W	129-101
*11/4/94	Utah	W	110-103
11/4/95	L.A. Lakers	W	103-89
11/2/96	Portland	W	104-93
11/1/97	Dallas	L	81-89
*2/5/99	Dallas	W	92-86 (OT)
11/4/99	Dallas	W	106-96
11/1/00	Denver	W	112-99
11/1/01	San Antonio	W	114-108
*10/30/02	Phoenix	W	86-73
*10/30/03	L.A. Clippers	W	109-100
11/5/04	Atlanta	W	106-85
*11/2/05	L.A. Clippers	L	93-101
*11/1/06	Portland	L	106-110
11/1/07	Phoenix	L	99-106
*10/29/08	Milwaukee	L	87-98
*10/28/09	Sacramento	W	102-89
*10/27/10	Chicago	W	106-95
*12/25/11	Orlando	W	97-89
11/2/12	Portland	W	106-92
11/3/13	Phoenix	W	103-96
11/1/14	Denver	W	102-91
*10/28/15	San Antonio	W	112-106

\*Season Opening Games (24-25)

Note: In 1992, the team played their opening game in Yokohama, Japan, defeating the Houston Rockets 111-94. In 2003, the team played their opening game in Saitama, Japan, defeating the L.A. Clippers 109-100.

## ROAD OPENERS (18-27)

DATE	OPPONENT	RESULT	SCORE
*10/13/67	San Francisco	L	116-144
*10/7/68	San Diego	L	110-128
*10/14/69	New York	L	101-126
10/25/70	Milwaukee	L	107-126
*10/12/71	Buffalo	W	123-90
*10/10/72	New York	L	89-113
*10/10/73	Phoenix	L	111-115
*10/17/74	Phoenix	L	97-114
10/28/75	Chicago	L	90-101
10/26/76	Indiana	L	90-120
*10/19/77	Golden State	L	84-116
10/17/78	New York	W	120-109
*10/14/79	San Diego	L	93-98
10/12/80	Portland	L	96-107
11/1/81	Portland	L	94-104
10/31/82	San Diego	W	127-109
10/30/83	Kansas City	W	128-116
10/30/84	Portland	L	83-115
*10/26/85	Dallas	L	95-101
*10/31/86	Portland	W	127-110
*11/6/87	L.A. Lakers	L	109-113
*11/4/88	Utah	W	104-97
11/4/89	Sacramento	L	100-107
11/9/90	Denver	W	135-129
11/7/91	Utah	W	103-95
*11/6/92	at Houston	W	111-94
11/8/93	Utah	W	101-100
11/15/94	New Jersey	L	106-112
*11/3/95	Utah	L	94-112
*11/1/96	Utah	L	91-99
*10/31/97	Portland	W	91-83
2/10/99	Golden State	W	89-82
*11/2/99	L.A. Clippers	W	104-92
*10/31/00	Vancouver	L	88-94
*10/30/01	Sacramento	L	95-101
11/1/02	Golden State	W	106-93
10/31/03	L.A. Clippers	W	124-105
*11/3/04	L.A. Clippers	L	84-114
11/8/05	Memphis	L	69-94
11/3/06	L.A. Lakers	L	112-118
*10/31/07	Denver	L	103-120
11/1/08	Houston	L	77-89
10/30/09	Detroit	W	91-83
10/29/10	Detroit	W	105-104
12/26/11	Minnesota	W	104-100
*11/1/12	San Antonio	L	84-86
*10/30/13	Utah	W	101-98
10/29/14	Portland	L	89-106
10/30/15	Orlando	W	139-136 (2OT)

# ALL-TIME OPENING-NIGHT STARTING LINEUPS



YEAR	STARTING LINEUP	YEAR	STARTING LINEUP	YEAR	STARTING LINEUP	YEAR	STARTING LINEUP
1967	Walt Hazzard Rod Thorn Bob Rule Bud Olsen Tom Meschery	1977	Don "Slick" Watts Fred Brown Mike Green Paul Silas Bruce Seals	1987	Nate McMillan Dale Ellis Alton Lister Xavier McDaniel Tom Chambers	1997	Gary Payton Hersey Hawkins Aaron Williams Detlef Schrempf Vin Baker
1968	Art Harris Rod Thorn Bob Rule Al Tucker Tom Meschery	1978	Dick Snyder Fred Brown Tom LaGarde Jack Sikma John Johnson	1988	Nate McMillan Dale Ellis Alton Lister Michael Cage Derrick McKey	1998	Gary Payton Billy Owens Olden Polynice Detlef Schrempf Vin Baker
1969	Lenny Wilkens Art Harris Bob Rule Bob Boozer Tom Meschery	1979	Dennis Johnson Gus Williams Jack Sikma John Johnson Lonnie Shelton	1989	Nate McMillan Dale Ellis Michael Cage Derrick McKey Xavier McDaniel	1999	Gary Payton Brent Barry Horace Grant Ruben Patterson Vin Baker
1970	Lenny Wilkens Dick Snyder Bob Rule Don Kojis Tom Meschery	1980	Paul Westphal Vinnie Johnson Jack Sikma Lonnie Shelton John Johnson	1990	Gary Payton Sedale Threatt Michael Cage Derrick McKey Xavier McDaniel	2000	Gary Payton Desmond Mason Patrick Ewing Rashard Lewis Vin Baker
1971	Lenny Wilkens Dick Snyder Bob Rule Garfield Heard Spencer Haywood	1981	Gus Williams Bill Hanzlik Jack Sikma Wally Walker Lonnie Shelton	1991	Nate McMillan Ricky Pierce Benoit Benjamin Derrick McKey Michael Cage	2001	Gary Payton Brent Barry Calvin Booth Rashard Lewis Vin Baker
1972	Butch Beard Dick Snyder Jim McDaniels John Brisker Spencer Haywood	1982	Gus Williams David Thompson Jack Sikma Danny Vranes Lonnie Shelton	1992	Gary Payton Ricky Pierce Benoit Benjamin Derrick McKey Shawn Kemp	2002	Gary Payton Brent Barry Predrag Drobnjak Rashard Lewis Reggie Evans
1973	Fred Brown Dick Snyder Spencer Haywood Jim McDaniels John Brisker	1983	Al Wood Gus Williams Jack Sikma Danny Vranes Tom Chambers	1993	Gary Payton Kendall Gill Sam Perkins Detlef Schrempf Shawn Kemp	2003	Brent Barry Ronald Murray Calvin Booth Rashard Lewis Vladimir Radmanovic
1974	Fred Brown Archie Clark Jim Fox Kennedy McIntosh Spencer Haywood	1984	Al Wood Gerald Henderson Jack Sikma Danny Vranes Tom Chambers	1994	Gary Payton Kendall Gill Sam Perkins Detlef Schrempf Shawn Kemp	2004	Luke Ridnour Ray Allen Jerome James Detlef Schrempf Reggie Evans
1975	Don "Slick" Watts Fred Brown Tom Burleson Talvin Skinner Leonard Gray	1985	Al Wood Gerald Henderson Jack Sikma Danny Vranes Tom Chambers	1995	Gary Payton Hersey Hawkins Ervin Johnson Detlef Schrempf Shawn Kemp	2005	Luke Ridnour Ray Allen Johan Petro Rashard Lewis Reggie Evans
1976	Don "Slick" Watts Fred Brown Tom Burleson Bruce Seals Leonard Gray	1986	Michael Phelps Gerald Henderson Alton Lister Xavier McDaniel Tom Chambers	1996	Gary Payton Hersey Hawkins Jim McIlvaine Detlef Schrempf Shawn Kemp	2006	Luke Ridnour Ray Allen Mouhamed Sene Rashard Lewis Chris Wilcox
2007	Earl Watson Kevin Durant Nick Collison Damien Wilkins Chris Wilcox	2008	Earl Watson Kevin Durant Johan Petro Jeff Green Nick Collison	2009	Russell Westbrook Thabo Sefolosha Kevin Durant Jeff Green Nenad Krstic	2010	Russell Westbrook Thabo Sefolosha Kevin Durant Jeff Green Nenad Krstic
2011	Russell Westbrook Thabo Sefolosha Kevin Durant Serge Ibaka Kendrick Perkins	2012	Russell Westbrook Thabo Sefolosha Kevin Durant Serge Ibaka Kendrick Perkins	2013	Reggie Jackson Thabo Sefolosha Thabo Sefolosha Kevin Durant Serge Ibaka Kendrick Perkins	2014	Russell Westbrook Andre Roberson Ferry Jones Serge Ibaka Steven Adams

## LEADERS FOR MOST STARTS ON OPENING NIGHT

Gary Payton	12	Fred Brown	6	Vin Baker	5	Derrick McKey	5
Kevin Durant	8	Detlef Schrempf	6	Tom Chambers	5	Dick Snyder	5
Jack Sikma	8	Russell Westbrook	6	Serge Ibaka	5		
Rashard Lewis	7	Thabo Sefolosha	5	Shawn Kemp	5		



# HIGH/LOW SCORING GAMES - WIN/LOSS STREAKS

## HIGHEST SCORING GAMES

POINTS	OPPONENT	DATE	SCORE
154	at Milwaukee (50T)	11/9/89	154-155
154	L.A. Clippers	12/2/88	154-104
152	at Phoenix (20T)	1/22/06	152-149
151	Denver (2OT)	4/6/08	151-147
151	Phoenix	4/2/88	151-107
150	L.A. Clippers	4/14/94	150-101
149	Minnesota (2OT)	3/23/12	149-140
149	Philadelphia	3/6/93	149-93
147	Denver	3/18/83	147-117
146	Denver	1/15/91	146-99
146	San Francisco	2/14/71	146-101
146	Philadelphia	11/15/69	146-136
146	San Francisco	2/11/68	146-118

## LOWEST SCORING GAMES

POINTS	OPPONENT	DATE	SCORE
65	Houston	11/16/14	65-69
65	Detroit	3/7/04	65-86
65	at L.A. Clippers	11/18/90	65-78
66	Houston	4/4/08	66-79
69	at Memphis	11/8/05	69-94
70	New Jersey	11/25/03	70-93
71	at San Antonio	2/24/07	71-102
71	Utah	2/16/99	71-56
71	at L.A. Lakers	3/19/96	71-94
72	Portland	4/3/09	72-107
72	Houston	11/29/02	72-83
72	at Cleveland	2/25/97	72-66
73	at Milwaukee	2/27/05	73-99
73	San Antonio	12/19/03	73-87
73	San Antonio	3/6/01	73-101
73	at Houston	4/13/97	73-113
73	at Denver	10/31/85	73-90

## LONGEST WINNING STREAKS

STREAK	COACH	DATES OF STREAK	END OF STREAK	STREAK ENDED BY	SCORE
14	George Karl	2/3/96 to 3/5/96	3/6/96	at Washington	88-99
12	Scott Brooks	11/16/12 to 12/19/12	12/20/12	at Minnesota	93-99
12	Lenny Wilkens	10/29/82 to 11/19/82	11/21/82	New Jersey	91-111
11	George Karl	11/7/96 to 11/24/96	11/26/96	at Charlotte	89-97
10	Scott Brooks	1/16/14 to 1/31/14	2/1/14	at Washington	81-96
10	George Karl	1/3/95 to 1/24/95	1/26/95	Utah	108-120
10	George Karl	11/6/93 to 11/26/93	11/27/93	at Cleveland	90-101
10	George Karl	2/13/93 to 3/6/93	3/8/93	at Indiana	99-105
9	Scott Brooks	12/6/13 to 12/21/13	12/22/13	Toronto	98-104
9	Scott Brooks	1/29/10 to 2/21/10	2/23/10	Phoenix	102-104
9	Nate McMillan	11/5/04 to 11/19/04	11/21/04	at Boston	83-102
9	George Karl	1/2/97 to 1/22/97	1/23/97	at L.A. Clippers	100-102
9	George Karl	3/21/96 to 4/5/96	4/6/96	at Portland	92-95
9	George Karl	3/20/94 to 4/5/94	4/7/94	at Denver	90-104
9*	Bill Russell	3/26/75 to 10/26/75	10/28/75	at Chicago	90-101

\* Streak over two seasons

## LONGEST LOSING STREAKS

STREAK	COACH	DATES OF STREAK	END OF STREAK	STREAK ENDED BY	SCORE
14	P.J. Carlesimo/Scott Brooks	11/5/08 to 11/28/08	11/29/08	Memphis	111-103
14	P.J. Carlesimo	12/31/07 to 1/27/08	1/29/08	San Antonio	88-85
13*	P.J. Carlesimo	4/9/07 to 11/13/07	11/14/07	at Miami	104-95
12*	Al Bianchi/Lenny Wilkens	3/15/69 to 10/28/70	10/31/70	Cincinnati	129-121
10	Al Bianchi	12/12/68 to 12/29/68	12/30/68	Phoenix	120-118
9	Tom Nissalke	10/29/72 to 11/15/72	11/17/72	Philadelphia	105-92
8	Bernie Bickerstaff	2/4/87 to 2/19/87	2/21/87	Washington	110-93
8*	L. Wilkens/B. Bickerstaff	4/5/85 to 10/31/85	11/2/85	Chicago	118-100
8	Lenny Wilkens	12/30/82 to 1/14/83	1/16/83	Kansas City	111-96
8	Al Bianchi	11/17/67 to 11/14/67	11/17/67	San Diego	130-124
7	Bernie Bickerstaff	3/25/89 to 4/6/89	4/8/89	at Dallas	114-90
7	Lenny Wilkens	3/22/85 to 4/2/85	4/4/85	at Utah	119-118
7	Lenny Wilkens	3/15/81 to 3/27/81	3/29/81	Golden State	96-92
7	Tom Nissalke	12/13/72 to 12/25/72	12/26/72	at Golden State	97-95

\* Streak over two seasons

## OPPONENTS HIGHEST SCORING GAMES

POINTS	OPPONENT	DATE	SCORE
168	at Denver	3/16/08	168-116
160	Philadelphia	12/20/67	122-160
155	at Milwaukee (50T)	11/9/89	154-155
153	Cin. in Clev.	11/24/67	153-153
151	at L.A. Lakers	2/2/68	113-151
151	at L.A. Lakers	1/21/68	123-151
150	St. Louis in Port.	3/7/68	133-150
149	at Phoenix (2OT)	1/22/06	152-149
149	at L.A. Lakers	11/22/70	124-149
149	Philadelphia	2/14/68	125-149
148	at San Diego	11/14/69	112-148
147	Denver (2OT)	4/6/08	151-147
147	Dallas	11/6/86	124-147
147	at Baltimore	2/16/68	118-147

## OPPONENTS LOWEST SCORING GAMES

POINTS	OPPONENT	DATE	SCORE
56	Utah	2/16/99	71-56
58	Milwaukee	2/21/03	88-58
64	New York	2/21/97	84-64
66	at Cleveland	2/25/97	72-66
67	San Antonio	4/18/01	105-67
68	at New Jersey	11/17/04	79-68
68	Denver	2/22/98	88-68
68	Vancouver	12/21/95	92-68
69	Houston	11/16/14	69-65
69	at Phoenix	2/10/13	97-69
69	Charlotte	11/26/12	114-69
70	Phoenix	4/16/03	84-70
70	at Charlotte	2/18/90	85-70
70	at Dallas	11/25/89	117-70
71	Memphis	3/28/03	95-71
71	Miami	12/7/02	100-71
71	Golden State	2/9/99	90-71

# WINNING/LOSING STREAKS & MARGINS OF VICTORY



## LONGEST HOME WINNING STREAKS

STREAK	COACH	DATES OF STREAK	END OF STREAK	STREAK ENDED BY	SCORE
29*	Bill Russell	2/11/76 to 12/10/76	12/12/76	Houston	92-96
17	George Karl	11/11/94 to 1/24/95	1/26/95	Utah	108-120
17	Bernie Bickerstaff	11/29/88 to 1/29/89	1/31/89	New Jersey	112-118
17	Bernie Bickerstaff	11/18/87 to 1/22/88	1/24/88	L.A. Lakers	109-116
17*	Lenny Wilkens	2/10/78 to 10/27/79	11/8/79	New York	100-104
14	Scott Brooks	1/6/12 to 3/7/12	3/9/12	Cleveland	90-96
14*	George Karl	4/19/93 to 12/21/93	12/23/93	Phoenix	86-87
14*	George Karl	11/21/92 to 1/18/93	1/27/93	San Antonio	99-119
13	Scott Brooks	11/3/13 to 12/19/13	12/22/13	Toronto	98-104
13*	George Karl	3/13/97 to 11/2/97	11/5/97	Atlanta	95-117
13*	George Karl	3/22/94 to 11/5/94	11/9/94	Sacramento	100-108
12	Scott Brooks	11/18/12 to 12/31/12	1/2/13	Brooklyn	93-110
12	George Karl	2/22/98 to 4/2/98	4/6/98	Phoenix	92-102
12	George Karl	11/4/97 to 12/20/97	12/23/97	Minnesota	103-112
11	George Karl	12/17/96 to 1/22/97	1/26/97	L.A. Lakers	103-104
11	George Karl	1/21/96 to 2/28/96	3/10/96	San Antonio	105-106
11	Lenny Wilkens	1/6/84 to 2/15/84	2/17/84	Boston	100-111
10	George Karl	12/1/95 to 1/16/96	1/19/96	New York	97-100
10	Lenny Wilkens	1/6/82 to 2/18/82	2/19/82	Atlanta	122-127
10*	Lenny Wilkens	10/28/79 to 12/5/79	12/9/79	Chicago	118-121
10*	Lenny Wilkens	3/4/79 to 10/24/79	10/26/79	Phoenix	86-92

\* Streak over two seasons

## LONGEST ROAD WINNING STREAKS

STREAK	COACH	DATES OF STREAK	END OF STREAK	STREAK ENDED BY	SCORE
10	George Karl	1/3/95 to 2/5/95	2/15/95	at L.A. Lakers	96-102
8	Scott Brooks	12/6/13 to 1/4/14	1/7/14	at Utah	101-112
8	Nate McMillan	1/24/02 to 2/27/02	3/1/02	at New York	87-89
8	George Karl	12/9/97 to 1/9/98	1/11/98	at New York	91-92
8	George Karl	11/7/96 to 11/24/96	11/26/96	at Charlotte	89-97
8	Lenny Wilkens	10/31/82 to 11/27/82	12/5/82	at Kansas City	103-106
7	George Karl	2/3/96 to 3/5/96	3/6/96	at Washington	88-99
6	Scott Brooks	1/16/14 to 1/31/14	2/1/14	at Washington	81-96
6	Nate McMillan	12/8/04 to 1/3/05	1/5/05	at Orlando	87-105
6	Paul Westphal	1/4/00 to 1/20/00	1/21/00	at Boston	86-111
6	George Karl	2/6/93 to 2/26/93	3/8/93	at Indiana	99-105
6	Lenny Wilkens	1/2/79 to 1/25/79	1/26/79	at San Antonio	108-125

## LONGEST HOME LOSING STREAKS

STREAK	COACH	DATES OF STREAK	END OF STREAK	STREAK ENDED BY	SCORE
11	P.J. Carlesimo/Scott Brooks	11/5/08 to 12/16/08	12/19/08	Toronto	91-83
9	P.J. Carlesimo/Bob Hill	4/9/07 to 11/28/07	11/30/07	Indiana	95-93
9	Al Bianchi	2/14/68 to 3/18/68	3/19/68	Chicago	122-104
6	P.J. Carlesimo	12/31/07 to 1/27/08	1/29/08	San Antonio	88-85
6	Lenny Wilkens	3/22/85 to 4/11/85	11/2/85	Chicago	118-100
6	Tom Nissalke	10/29/72 to 11/12/72	11/17/72	Philadelphia	105-92
6	Al Bianchi	12/24/67 to 1/8/68	1/28/68	Baltimore	135-126
5	Paul Westphal	3/18/00 to 3/29/00	3/31/00	Sacramento	123-108
5	Al Bianchi	12/12/68 to 12/29/68	12/30/68	Phoenix	120-118

## LONGEST ROAD LOSING STREAKS

STREAK	COACH	DATES OF STREAK	END OF STREAK	STREAK ENDED BY	SCORE
15*	Bob Hill	12/2/07 to 2/5/07	2/7/07	at Indiana	103-102
14*	Bill Russell	3/23/76 to 12/1/76	12/3/76	at Philadelphia	121-112
13	Tom Nissalke	11/21/72 to 12/25/72	12/26/72	at Golden State	97-95
12	P.J. Carlesimo	3/4/08 to 4/11/08	4/16/08	at Golden State	126-121
12*	Bernie Bickerstaff	11/28/89 to 1/31/90	2/2/90	at Indiana	87-86
11*	Al Bianchi/Lenny Wilkens	3/15/69 to 11/2/69	11/4/69	at Detroit	116-102
10	P.J. Carlesimo	12/15/07 to 2/4/08	2/6/08	at Sacramento	105-92
10	Lenny Wilkens	3/4/84 to 3/29/84	3/31/84	at San Antonio	124-106

\* Streak over two seasons

## LARGEST MARGINS OF VICTORY

MARGIN	OPPONENT	DATE	SCORE
56	Philadelphia	3/6/93	149-93
56	at Houston	12/6/86	136-80
50	L.A. Clippers	4/11/85	154-104
49	L.A. Clippers	4/14/94	150-101
47	Denver	1/15/91	146-99
47	at Dallas	11/25/89	117-70
45	at New Orleans	2/27/13	119-74
45	Charlotte	11/26/12	114-69
45	San Francisco	2/14/71	146-101
44	Toronto	1/15/97	122-78
44	Phoenix	4/2/88	151-107
41	at L.A. Clippers	4/15/09	126-85
40	L.A. Lakers	12/19/15	118-78
40	at Vancouver	4/3/98	138-98
40	Golden State	12/17/96	123-83
40	Philadelphia	3/23/96	129-89
40	at Detroit	3/12/95	134-94
40	Orlando	12/17/94	124-84
40	Charlotte	11/7/89	128-88

## LARGEST MARGINS OF DEFEAT

MARGIN	OPPONENT	DATE	SCORE
52	at Denver	3/16/08	116-68
47	Boston	11/20/68	92-139
44	Dallas	4/11/85	80-124
44	at Milwaukee	12/19/72	77-121
42	at Minnesota	1/7/09	87-129
42	Denver	2/27/08	96-138
41	San Antonio	3/25/07	79-120
41	at Washington	11/11/05	96-137
40	at Boston	2/5/03	74-114
40	at Houston	4/13/97	73-113
39	at San Antonio	3/25/15	91-130
39	at Milwaukee	12/11/73	91-130
38	at Atlanta	3/15/72	96-134
38	at L.A. Lakers	2/2/68	113-151
38	Philadelphia	12/20/67	122-160



## ALL-TIME OVERTIME RESULTS

DATE	OPPONENT	RESULT	DATE	OPPONENT	RESULT
10/21/67	at San Diego	W, 117-110	12/14/82	Phoenix	L, 109-114
11/19/67	Detroit	W, 132-130	3/13/83	at Kansas City	W, 120-115 (2OT)
2/5/68	Cincinnati (at Phoenix)	W, 132-129	4/5/83	at San Diego	W, 115-109 (2OT)
11/15/68	Phoenix	W, 128-124 (2OT)	4/16/83	at Golden State	L, 122-133
12/6/68	San Francisco	W, 109-100	12/30/83	Philadelphia	W, 97-93
1/29/69	Boston (at Philadelphia)	W, 124-122	1/31/84	at Utah	L, 94-98
2/25/69	at L.A. Lakers	L, 111-114	2/29/84	at Dallas	W, 127-124 (2OT)
3/16/69	at Atlanta	L, 127-131	12/13/84	Los Angeles	W, 124-122
12/6/69	Baltimore (at Philadelphia)	W, 132-129	11/16/85	at San Antonio	L, 95-97
1/24/70	L.A. Lakers	L, 121-122	11/30/85	at Denver	W, 131-123 (OT)
1/30/70	at San Diego	L, 117-119	1/18/86	at Sacramento	L, 96-98
1/22/71	Cincinnati	W, 132-131	1/23/86	at Portland	L, 107-117 (2OT)
2/5/71	Atlanta	L, 120-121	2/4/86	at San Antonio	L, 119-124
12/19/71	Phoenix	W, 130-127	2/22/86	at Chicago	L, 125-129 (3OT)
2/13/72	at Portland	W, 127-117	12/2/86	Chicago	L, 109-115
2/29/72	at Baltimore	W, 118-117	1/21/87	at Philadelphia	L, 123-129
10/22/72	Portland	W, 120-119	1/31/87	Phoenix	W, 118-112
12/3/72	at Cleveland	L, 103-105	3/10/87	at Houston	W, 136-127 (2OT)
12/13/72	Milwaukee	L, 103-104	3/23/87	at New York	W, 126-121
2/16/73	Golden State	W, 114-108	4/7/87	Phoenix	L, 125-127
12/19/73	at Houston	W, 124-118	1/16/88	at L.A. Clippers	W, 114-112
1/4/74	Chicago	W, 103-101	1/30/88	at San Antonio	L, 102-112 (2OT)
3/8/74	at Buffalo	W, 123-117	2/15/88	Dallas	L, 122-128
11/29/74	at Philadelphia	W, 121-119	2/23/88	at Chicago	L, 97-104
1/1/75	Washington	W, 123-118	3/8/88	at Golden State	W, 121-116
1/12/75	Chicago	L, 123-127 (2OT)	3/18/88	at San Antonio	W, 118-110
1/16/75	at Houston	W, 127-125	4/16/88	at Phoenix	L, 119-121
2/9/75	Buffalo	L, 93-99	11/5/88	Denver	W, 142-141
3/11/75	at Houston	W, 122-117	12/23/88	at Cleveland	L, 107-119
3/21/75	at L.A. Lakers	L, 109-112	4/17/89	at Golden State	W, 116-109
11/14/75	Cleveland	W, 100-97	4/21/89	at L.A. Clippers	W, 139-136
11/25/75	at New York	W, 128-127	11/9/89	at Milwaukee	L, 154-155 (5OT)
1/9/76	at Phoenix	W, 112-110	11/14/89	Dallas	L, 109-113
2/8/76	Phoenix	L, 101-107	2/16/90	at Philadelphia	L, 96-100
12/21/76	at Chicago	L, 101-103 (2OT)	4/3/90	Portland	W, 136-134
1/30/77	San Antonio	L, 118-126	4/19/90	at Sacramento	W, 130-118
2/11/77	Golden State	W, 114-107	11/13/90	New York	L, 110-116
2/15/77	at San Antonio	L, 106-109	12/1/90	Portland	L, 124-130 (3OT)
11/2/77	at Indiana	W, 106-104	2/19/91	at Philadelphia	L, 104-107
12/18/77	Washington	W, 111-109	3/5/91	Cleveland	L, 111-113
2/10/78	Denver	W, 126-123	3/15/91	Minnesota	L, 96-100
2/28/78	at Kansas City	W, 114-107	3/16/91	Utah	L, 98-104
2/9/79	at Milwaukee	L, 116-118	11/14/91	at Cleveland	L, 109-115
3/11/79	at Atlanta	L, 111-113	11/22/91	Chicago	L, 109-112
3/30/79	at Phoenix	L, 111-113	11/26/91	Golden State	W, 136-130
11/30/79	at Kansas City	W, 107-102	12/26/91	at Sacramento	W, 115-106
1/2/80	Washington	L, 134-139 (2OT)	1/2/92	Miami	W, 113-109
1/20/80	at Boston	W, 108-106 (2OT)	1/14/92	Charlotte	L, 116-117
2/27/80	Philadelphia	L, 98-101	2/27/92	at Utah	W, 130-124
11/15/80	Houston	W, 143-139	1/22/93	at Golden State	W, 118-114 (2OT)
1/2/81	Philadelphia	L, 117-120	2/4/93	at New Jersey	L, 103-113
1/21/81	at New Jersey	L, 122-126	3/2/93	Cleveland	W, 108-105
2/10/81	Boston	W, 108-107	11/13/93	Atlanta	W, 97-89
2/19/82	Atlanta	L, 122-127 (4OT)	12/8/93	at San Antonio	W, 109-107
3/30/82	at Denver	L, 142-145	<b>DATE</b>	<b>OPPONENT</b>	<b>RESULT</b>
<b>DATE</b>	<b>OPPONENT</b>	<b>RESULT</b>	12/10/94	at L.A. Clippers	W, 132-127 (2OT)
4/8/82	at San Diego	W, 117-115	1/10/95	at Golden State	W, 128-118
			1/28/95	L.A. Lakers	L, 121-128



## ALL-TIME OVERTIME RESULTS

DATE	OPPONENT	RESULT	DATE	OPPONENT	RESULT
2/9/95	Chicago	W, 126-118	11/16/07	at Atlanta	W, 126-123 (2OT)
3/3/95	at Phoenix	L, 118-122	1/14/08	L.A. Lakers	L, 121-123
12/12/95	at Dallas	L, 101-112	3/2/08	at Minnesota	W, 111-108
12/30/95	at Phoenix	W, 123-112	4/6/08	Denver	W, 151-147 (2OT)
1/19/96	New York	L, 97-100	1/10/09	at Chicago	W, 109-98
2/3/96	at Houston	W, 104-103	1/12/09	at New Jersey	L, 99-103
3/5/96	at Cleveland	W, 107-101 (2OT)	1/28/09	Memphis	W, 114-102
4/5/96	Phoenix	W, 130-121 (2OT)	2/1/09	at Sacramento	L, 118-122
11/20/96	at Washington	W, 115-110 (2OT)	2/27/09	at Dallas	L, 108-100
2/23/97	at Denver	W, 89-87	11/3/09	at Utah	L, 98-101
3/18/97	at Chicago	L, 87-89	1/2/10	at Milwaukee	L, 97-103
2/13/98	at L.A. Lakers	W, 113-108	1/13/10	San Antonio	L, 108-109
3/3/98	at Miami	W, 97-91	2/20/10	at New York	W, 121-118
3/8/98	at Minnesota	W, 99-98	4/6/10	at Utah	L, 139-140
2/5/99	Dallas	W, 92-86	11/4/10	at Portland	W, 107-106
2/17/99	Sacramento	L, 106-109	11/26/10	at Indiana	W, 110-106
4/6/99	Sacramento	L, 106-112	12/1/10	at New Jersey	W, 123-120 (3OT)
4/15/99	at Sacramento	W, 99-98	1/26/11	at Minnesota	W, 118-117
1/9/00	at Golden State	W, 100-95	1/28/11	Washington	W, 124-117 (2OT)
3/5/00	at Minnesota	L, 100-105	2/8/11	Memphis	L, 101-105
4/10/00	at L.A. Lakers	L, 103-106	3/6/11	Phoenix	W, 122-118
4/18/00	at Sacramento	W, 119-112	3/9/11	at Philadelphia	W, 110-105
1/24/01	at L.A. Clippers	W, 114-110	3/29/11	Golden State	W, 115-114
3/1/01	at Cleveland	W, 101-99	4/13/11	Milwaukee	L, 106-110
3/4/01	at Minnesota	L, 111-119	2/6/12	at Portland	W, 111-107
3/11/01	at L.A. Lakers	W, 109-97	2/19/12	Denver	W, 124-118
4/15/01	Dallas	L, 99-107	3/23/12	Minnesota	W, 149-140 (2OT)
11/5/01	at Orlando	W, 123-119 (2OT)	4/22/12	at L.A. Lakers	L, 106-114 (2OT)
11/6/01	at Miami	L, 85-87	11/21/12	L.A. Clippers	W, 117-111
12/7/01	Miami	L, 94-98	11/24/12	at Philadelphia	W, 116-109
12/21/01	at Golden State	W, 111-108	12/27/12	Dallas	W, 111-105
3/7/02	Charlotte	W, 92-89	1/18/13	at Dallas	W, 117-114
11/26/02	at Atlanta	L, 116-119	1/20/13	at Denver	L, 118-121
12/4/02	Indiana	L, 111-114	3/20/13	at Memphis	L, 89-90
12/20/02	New Orleans	L, 86-88	11/10/13	Washington	W, 106-105
1/17/03	Memphis	W, 103-97	11/29/13	Golden State	W, 113-112
2/3/03	at New Jersey	L, 108-109	3/21/14	at Toronto	W, 119-118 (2OT)
3/21/03	Denver	W, 101-99	3/25/14	at Dallas	L, 119-128
4/1/03	at Chicago	W, 101-94	11/14/14	Detroit	L, 89-96
12/16/03	at Phoenix	L, 91-92	12/23/14	Portland	L, 111-115
1/5/04	Portland	W, 119-108	12/31/14	Phoenix	W, 137-134
1/10/04	at Golden State	L, 110-113	1/21/15	at Washington	W, 105-103
2/25/04	Utah	L, 92-93	2/26/15	at Phoenix	L, 113-117
3/27/04	at Portland	L, 108-115	3/4/15	Philadelphia	W, 123-118
12/1/04	Utah	W, 129-119	10/30/15	at Orlando	W, 139-136 (2OT)
1/18/05	at Denver	L, 110-116	12/13/15	Utah	W, 104-98
3/25/05	New York	W, 109-101	1/26/16	at New York	W, 128-122
11/4/05	Minnesota	W, 107-102	2/27/16	Golden State	L, 119-123
11/13/05	at Toronto	W, 126-121	4/12/16	at San Antonio	L, 98-102
12/13/05	Golden State	L, 107-110	<b>TOTALS</b>	<b>221 OVERTIME GAMES</b>	<b>121-100 (.548)</b>
1/22/06	at Phoenix	W, 152-149 (2OT)	<b>(HOME: 53-43, ROAD: 67-57, NEUTRAL: 3-0)</b>		
2/12/06	Denver	L, 112-120	<b>DOUBLE-OVERTIME: 19-6</b>		
11/11/06	at Atlanta	W, 113-112	<b>TRIPLE-OVERTIME: 1-2</b>		
12/18/06	at Memphis	L, 126-134 (2OT)	<b>QUADRUPLE-OVERTIME: 0-1</b>		
1/12/07	Utah	W, 122-114	<b>QUINTUPLE-OVERTIME: 0-1</b>		
<b>DATE</b>	<b>OPPONENT</b>	<b>RESULT</b>			
3/11/07	at Toronto	L, 119-120			
4/4/07	at New Orleans/Oklahoma City	L, 92-101			



## TEAM RECORDS

### MOST POINTS SCORED

Game:	154	at Milwaukee (5OT)	11/9/89
	154	L.A. Clippers	12/2/88
Half:	86	Miami	1/5/90
	86	Baltimore	2/13/70
Quarter:	51	Baltimore	2/13/70

### FEWEST POINTS SCORED

Game:	65	Detroit	3/7/04
	65	at L.A. Clippers	11/18/90
Half:	25	at L.A. Clippers	4/16/12
	25	Houston	4/4/08
	25	at Miami	3/12/04
Quarter:	6	Houston	3/8/05

### FIELD GOALS MADE

Game:	67	Denver	3/18/83
Half:	38	Denver	3/18/83
Quarter:	20	5 times, last, at L.A. Lakers	3/4/87
Low game:	20	Houston	11/16/14

### FIELD GOALS ATTEMPTED

Game:	131	Baltimore (at Philadelphia)	12/6/69
Half:	75	Cincinnati	1/22/71
Quarter:	42	Philadelphia	11/20/67
Low game:	59	at Golden State	2/13/11
	59	Detroit	3/7/04
	59	Denver	2/24/95

### FIELD GOAL PERCENTAGE

Highest:	.661	at Philadelphia	1/21/02
	(41-62)		
Lowest:	.294	2 times, last, Houston	11/16/14
	(20-68)		

### FREE THROWS MADE

Game:	52	Philadelphia	11/15/69
Half:	*36	at Denver	4/7/91
Quarter:	20	4 times, last, vs. Golden State	12/5/10
Low game:	1	Detroit	11/14/14

### FREE THROWS ATTEMPTED

Game:	67	Philadelphia	11/15/69
Half:	45	at New York	2/17/68
Quarter:	30	Dallas	3/15/92
Low game:	4	Dallas	1/7/85

### FREE THROW PERCENTAGE

Highest:	1.000	13 times, last, Miami	1/17/16
	(12-12)		
Low game:	.167	Detroit	11/14/14
	(1-6)		

### THREE-POINT FIELD GOALS MADE

Game:	18	at Philadelphia	11/16/04
	18	Boston	2/22/04

### THREE-POINT FIELD GOALS ATTEMPTED

Game:	41	at Boston	12/10/03
-------	----	-----------	----------

### REBOUNDS

Game:	94	Phoenix (2OT)	11/15/68
Half:	52	L.A. Lakers	2/8/68
Quarter:	28	5 times, last, at Detroit	2/7/80
Low game:	19	Phoenix	4/14/99

### ASSISTS

Game:	52	Denver	3/18/83
Half:	28	Milwaukee	11/24/68
Quarter:	16	Kansas City	3/31/82
Low game:	6	Portland	11/1/09

### PERSONAL FOULS

Game:	48	Atlanta (4OT)	2/19/82
-------	----	---------------	---------

### DISQUALIFICATIONS

Game:	4	4 times, last, at Denver	11/30/85
-------	---	--------------------------	----------

### STEALS

Game:	**27	Toronto	1/15/97
Half:	15	Toronto	1/15/97
	15	Minnesota	4/13/93
Quarter:	11	Toronto	1/15/97
Low game:	0	2 times, last, at Minnesota	1/15/16

### BLOCKED SHOTS

Game:	16	2 times, last, Golden State	2/6/13
Low game:	0	Many times, last, Dallas	2/19/15

### TURNOVERS

Game:	36	Atlanta	10/24/73
	36	at New York	2/17/68
Half:	23	New York	2/22/70
Quarter:	16	at Buffalo	3/4/75
Low game:	2	L.A. Lakers	3/5/13

\* Tied NBA Record

\*\* NBA Record

## OPPONENT TEAM RECORDS



### MOST POINTS SCORED

Game:	168	at Denver	3/16/08
Half:	95	Philadelphia	12/20/67
Quarter:	53	New York (at Philadelphia)	12/26/67
	53	Philadelphia	12/20/67

### FEWEST POINTS SCORED

Game:	56	Utah	2/16/99
Half:	20	New Orleans	1/4/75
Quarter:	6	New Orleans/Oklahoma City	4/4/07

### FIELD GOALS MADE

Game:	64	L.A. Lakers	4/12/85
Half:	38	Philadelphia	12/20/67
Quarter:	20	4 times, last, Cleveland	2/5/80
Low game:	20	New York	2/21/97

### FIELD GOALS ATTEMPTED

Game:	131	Boston	10/17/70
Half:	72	Boston	10/17/70
Low game:	61	at Cleveland	2/25/97
	61	at Sacramento	4/21/95

### FIELD GOAL PERCENTAGE

Highest:	.671	Phoenix	1/6/86
	(47-70)		
Lowest:	.284	L.A. Lakers	4/11/16
	(23-81)		

### FREE THROWS MADE

Game:	51	Dallas	11/6/86
Half:	31	at L.A. Lakers	4/5/88
Quarter:	20	Brooklyn	1/2/13
Low game:	2	3 times, last, at Miami	11/9/02

### FREE THROWS ATTEMPTED

Game:	65	Detroit	2/16/79
	65	San Diego	12/28/67
Half:	40	Philadelphia	12/20/67
Quarter:	24	4 times, last, L.A. Clippers	3/11/15
Low game:	4	3 times, last, Portland	2/26/07

### FREE THROW PERCENTAGE

Highest:	1.000	19 times, last, New Orleans	11/18/15
	(9-9)		

### THREE-POINT FIELD GOALS MADE

Game:	19	Portland	1/10/16
-------	----	----------	---------

### THREE-POINT FIELD GOALS ATTEMPTED

Game:	45	at Golden State	4/16/08
-------	----	-----------------	---------

### REBOUNDS

Game:	99	Philadelphia (at New York)	12/12/67
Half:	52	at Detroit	1/19/68
Quarter:	36	at Detroit	1/19/68
Low game:	23	Minnesota	2/14/96

### ASSISTS

Game:	45	L.A. Lakers	2/21/84
Half:	26	Philadelphia	12/20/67
Quarter:	15	4 times, last, at L.A. Lakers	10/24/80
Low game:	7	twice, last L.A. Lakers	3/26/10

### STEALS

Game:	23	at Golden State	12/6/75
Half:	13	at Golden State	12/6/75
Low game:	0	L.A. Lakers	3/5/13

### BLOCKED SHOTS

Game:	20	at Philadelphia	3/9/84
Half:	15	at New Jersey	2/1/94
Low game:	0	Many times, last, Sacramento	2/29/16

### TURNOVERS

Game:	43	at L.A. Lakers	2/15/74
Half:	23	New Orleans	1/4/75





## INDIVIDUAL RECORDS

### POINTS

Game:	58	Fred Brown	at Golden State	3/23/74
Half:	34	Russell Westbrook	at Minnesota	4/15/15
	34	Bob Rule	Philadelphia	11/15/69
Quarter:	25	Bob Rule	Philadelphia	11/15/69

### REBOUNDS

Game:	30	Jim Fox	L.A. Lakers	12/26/73
Half:	21	Marvin Webster	at Atlanta	11/1/77
Quarter:	12	Jim Fox	at Buffalo	3/2/73
	12	Don Smith	Phoenix	1/15/72
	12	Bob Rule	New York	12/22/67

### ASSISTS

Game:	25	Nate McMillan	L.A. Clippers	2/23/87
Half:	17	Nate McMillan	L.A. Clippers	2/23/87
Quarter:	11	Avery Johnson	Miami	1/5/90
	11	Nate McMillan	L.A. Clippers	2/23/87

### STEALS

Game:	10	Gus Williams	New Jersey	2/22/78
	10	Fred Brown	at Philadelphia	12/3/76
Half:	8	Gus Williams	at Washington	1/23/79
	8	Fred Brown	at Philadelphia	12/3/76

### BLOCKED SHOTS

Game:	10	Calvin Booth	Cleveland	1/13/04
	10	Shawn Kemp	at L.A. Lakers	1/18/91

### FIELD GOALS MADE

Game:	24	Fred Brown	at Golden State	3/23/74
Half:	13	Gary Payton	L.A. Clippers	12/27/01
	13	Fred Brown	at Golden State	3/23/74
	13	Spencer Haywood	at Golden State	12/26/72
Quarter:	10	Gus Williams	at Golden State	11/10/81
	10	Bob Rule	Philadelphia	11/15/69

### FIELD GOALS ATTEMPTED

Game:	43	Russell Westbrook	at Indiana	4/12/15
Half:	23	Fred Brown	at Buffalo	3/8/74

### THREE-POINT FIELD GOALS MADE

Game:	9	Dale Ellis	L.A. Clippers	4/20/90
-------	---	------------	---------------	---------

### THREE-POINT FIELD GOALS ATTEMPTED

Game:	17	Ray Allen	Denver	1/23/07
	17	Gary Payton	at Minnesota	12/23/99

### FREE THROWS MADE

Game:	22	Kevin Durant	at Utah	10/30/13
Half:	16	Russell Westbrook	Boston	3/18/15
Quarter:	12	Shawn Kemp	at Phoenix	4/14/92

### FREE THROWS ATTEMPTED

Game:	27	Spencer Haywood	Kansas City-Omaha	1/1/73
Half:	18	Russell Westbrook	Boston	3/18/15
	18	Lenny Wilkens	at Philadelphia	11/8/69
Quarter:	15	Shawn Kemp	at Phoenix	4/14/92



## OPPONENT INDIVIDUAL RECORDS

### POINTS

Game:	60	Tom Chambers	at Phoenix	3/24/90
Half:	35	Tom Chambers	at Phoenix	3/24/90
Quarter:	25	Gerald Green	at Phoenix	3/6/14
	25	Steve Smith	at Atlanta	3/14/97

### REBOUNDS

Game:	38	Wilt Chamberlain	Philadelphia	12/20/67
Half:	24	Wilt Chamberlain	Philadelphia	12/20/67
Quarter:	14	Bill Russell	at Boston	11/8/68
	14	Wilt Chamberlain	Philadelphia	12/20/67

### ASSISTS

Game:	23	Magic Johnson	at L.A. Lakers	2/21/84
Half:	18	Magic Johnson	at L.A. Lakers	2/21/84
Quarter:	12	Magic Johnson	at L.A. Lakers	2/21/84

### STEALS

Game:	10	Jerry West	at L.A. Lakers	12/7/73
Half:	6	Thaddeus Young	at Philadelphia	1/25/14
	6	Michael Williams	at Minnesota	2/24/93

### BLOCKED SHOTS

Game:	12	Hakeem Olajuwon	at Houston (OT)	3/10/87
Half:	7	Hakeem Olajuwon	Houston (at Japan)	11/7/92
	7	Joel Przybilla	Portland	4/2/06

### FIELD GOALS MADE

Game:	23	Antawn Jamison	Golden State	12/3/00
Half:	15	Tom Chambers	at Phoenix	3/24/90
Quarter:	10	Ralph Sampson	Houston	1/6/84

### FIELD GOALS ATTEMPTED

Game:	44	Kobe Bryant	L.A. Lakers (OT)	1/14/08
	39	Nate Archibald	at Kansas City-Omaha	11/15/72
Half:	24	Elvin Hayes	at San Diego	11/22/68

### THREE-POINT FIELD GOALS MADE

Game:	*12	Stephen Curry	Golden State (OT)	2/27/16
	*12	Kobe Bryant	at L.A. Lakers	1/7/03

### THREE-POINT FIELD GOALS ATTEMPTED

Game:	18	Kobe Bryant	at L.A. Lakers	1/7/03
-------	----	-------------	----------------	--------

### FREE THROWS MADE

Game:	21	Connie Hawkins	at Phoenix	1/17/70
Half:	15	Dwight Howard	vs. Orlando	1/13/11
	15	Allen Leavell	at Houston	11/14/82
	15	Connie Hawkins	at Phoenix	1/17/70
Quarter:	12	Allen Leavell	at Houston	11/14/82

### FREE THROWS ATTEMPTED

Game:	30	Wilt Chamberlain	Philadelphia (at Boston)	12/1/67
Half:	18	Wilt Chamberlain	Philadelphia (at New York)	12/12/67
Quarter:	15	Wilt Chamberlain	Philadelphia (at New York)	12/12/67

\* Tied NBA Record



# ALL-TIME CAREER LEADERS

## POINTS

1.	Gary Payton	18,207
2.	Kevin Durant	17,566
3.	Fred Brown	14,018
4.	<b>Russell Westbrook</b>	<b>12,598</b>
5.	Jack Sikma	12,034
6.	Rashard Lewis	10,251
7.	Shawn Kemp	10,148
8.	Gus Williams	9,676
9.	Dale Ellis	9,405
10.	Xavier McDaniel	8,438

## SCORING AVERAGE (MINIMUM 200 GAMES)

1.	Kevin Durant	27.4
2.	Spencer Haywood	24.9
3.	Ray Allen	24.6
4.	<b>Russell Westbrook</b>	<b>21.5</b>
5.	Bob Rule	21.4
6.	Dale Ellis	20.9
7.	Xavier McDaniel	20.7
8.	Tom Chambers	20.4
9.	Gus Williams	20.3
10.	Lenny Wilkens	19.5

## REBOUNDS

1.	Jack Sikma	7,729
2.	Shawn Kemp	5,978
3.	<b>Nick Collison</b>	<b>4,650</b>
4.	Kevin Durant	4,518
5.	Gary Payton	4,240
6.	Michael Cage	3,975
7.	Spencer Haywood	3,964
8.	Serge Ibaka	3,875
9.	Rashard Lewis	3,595
10.	<b>Russell Westbrook</b>	<b>3,285</b>

## ASSISTS

1.	Gary Payton	7,384
2.	Nate McMillan	4,893
3.	<b>Russell Westbrook</b>	<b>4,453</b>
4.	Fred Brown	3,160
5.	Gus Williams	2,865
6.	Lenny Wilkens	2,777
7.	Jack Sikma	2,345
8.	Kevin Durant	2,363
9.	Don "Slick" Watts	2,274
10.	Luke Ridnour	1,805

## STEALS

1.	Gary Payton	2,107
2.	Nate McMillan	1,544
3.	Fred Brown	1,149
4.	Gus Williams	1,086
5.	<b>Russell Westbrook</b>	<b>1,021</b>
6.	Don "Slick" Watts	833
7.	Shawn Kemp	775
8.	Jack Sikma	755
9.	Rashard Lewis	708
10.	Kevin Durant	774

## BLOCKED SHOTS

1.	Serge Ibaka	1,300
2.	Shawn Kemp	959
3.	Jack Sikma	705
4.	Kevin Durant	639
5.	Alton Lister	500
6.	<b>Nick Collison</b>	<b>467</b>
7.	Tom Burlison	420
8.	Derrick McKey	375
9.	Rashard Lewis	362
10.	Nate McMillan	356

## GAMES PLAYED

1.	Gary Payton	999
2.	Fred Brown	963
3.	<b>Nick Collison</b>	<b>875</b>
4.	Nate McMillan	796
5.	Jack Sikma	715
6.	Kevin Durant	641
7.	Shawn Kemp	625
8.	Rashard Lewis	617
9.	<b>Russell Westbrook</b>	<b>587</b>
10.	Serge Ibaka	524

## MINUTES

1.	Gary Payton	36,858
2.	Jack Sikma	24,707
3.	Fred Brown	24,422
4.	Kevin Durant	24,208
5.	Rashard Lewis	20,921
6.	Nate McMillan	20,462
7.	<b>Russell Westbrook</b>	<b>19,983</b>
8.	Shawn Kemp	18,609
9.	<b>Nick Collison</b>	<b>18,400</b>
10.	Gus Williams	16,262

## PERSONAL FOULS

1.	Gary Payton	2,577
2.	<b>Nick Collison</b>	<b>2,483</b>
3.	Jack Sikma	2,473
4.	Nate McMillan	2,408
5.	Shawn Kemp	2,379
6.	Fred Brown	1,937
7.	Rashard Lewis	1,477
8.	Tom Chambers	1,473
9.	Serge Ibaka	1,491
10.	<b>Russell Westbrook</b>	<b>1,426</b>

## DISQUALIFICATIONS

1.	Shawn Kemp	79
2.	Nate McMillan	43
3.	Jack Sikma	40
4.	Lonnie Shelton	38
5.	Tom Meschery	36
6.	Tom Chambers	31
7.	<b>Nick Collison</b>	<b>29</b>
8T.	Bob Rule	24
8T.	Don "Slick" Watts	24
10T.	Alton Lister	22
10T.	Dick Snyder	22



# ALL-TIME CAREER LEADERS

## FIELD GOALS MADE

1.	Gary Payton	7,292
2.	Fred Brown	6,006
3.	Kevin Durant	5,912
4.	Jack Sikma	4,493
5.	<b>Russell Westbrook</b>	<b>4,415</b>
6.	Gus Williams	3,978
7.	Rashard Lewis	3,762
8.	Shawn Kemp	3,672
9.	Dale Ellis	3,611
10.	Xavier McDaniel	3,496

## FIELD GOALS ATTEMPTED

1.	Gary Payton	15,562
2.	Fred Brown	12,568
3.	Kevin Durant	12,228
4.	<b>Russell Westbrook</b>	<b>10,152</b>
5.	Jack Sikma	9,539
6.	Gus Williams	8,374
7.	Rashard Lewis	8,162
8.	Dale Ellis	7,246
9.	Xavier McDaniel	7,074
10.	Shawn Kemp	7,054

## FREE THROWS MADE

1.	Kevin Durant	4,599
2.	<b>Russell Westbrook</b>	<b>3,262</b>
3.	Jack Sikma	3,044
4.	Shawn Kemp	2,780
5.	Gary Payton	2,706
6.	Tom Chambers	2,150
7.	Lenny Wilkens	1,926
8.	Fred Brown	1,896
9.	Spencer Haywood	1,795
10.	Detlef Schrempf	1,774

## FREE THROWS ATTEMPTED

1.	Kevin Durant	5,212
2.	<b>Russell Westbrook</b>	<b>3,989</b>
3.	Shawn Kemp	3,808
4.	Gary Payton	3,726
5.	Jack Sikma	3,641
6.	Tom Chambers	2,603
7.	Lenny Wilkens	2,460
8.	Gus Williams	2,216
9.	Fred Brown	2,211
10.	Spencer Haywood	2,207

## THREE-POINT FIELD GOALS MADE

1.	Kevin Durant	1,143
2.	Rashard Lewis	973
3.	Gary Payton	917
4.	Ray Allen	869
5.	Dale Ellis	699
6.	Brent Barry	669
7.	Sam Perkins	592
8.	Vladimir Radmanovic	510
9.	<b>Russell Westbrook</b>	<b>506</b>
10.	Hersey Hawkins	469

## THREE-POINT FIELD GOALS ATTEMPTED

1.	Kevin Durant	3,008
2.	Gary Payton	2,855
3.	Rashard Lewis	2,519
4.	Ray Allen	2,252
5.	<b>Russell Westbrook</b>	<b>1,675</b>
6.	Dale Ellis	1,674
7.	Brent Barry	1,560
8.	Sam Perkins	1,549
9.	Vladimir Radmanovic	1,352
10.	Hersey Hawkins	1,216

## FIELD GOAL PERCENTAGE (MINIMUM 1,000 ATTS.)

1.	James Donaldson	.584
2.	<b>Steven Adams</b>	<b>.565</b>
3.	<b>Nick Collison</b>	<b>.532</b>
4.	Chris Wilcox	.537
5.	Serge Ibaka	.523
6.	Michael Cage	.522
7.	Shawn Kemp	.521
8.	Sedale Threatt	.509
9.	Olden Polynice	.505
10.	Danny Vranes	.504

## FREE THROW PERCENTAGE (MINIMUM 500 ATTS.)

1.	Ricky Pierce	.906
2.	Ray Allen	.899
3.	Eddie A. Johnson	.891
4.	Kevin Durant	.882
5.	Hersey Hawkins	.876
6.	Kevin Durant	.867
7.	Fred Brown	.858
8.	Luke Ridnour	.855
9.	Dick Snyder	.843
10.	Jack Sikma	.836



## OKLAHOMA CITY TEAM RECORDS

### MOST POINTS SCORED

Game:	149	Minnesota (2OT)	3/23/12
Half:	79	Orlando	1/18/15
Quarter:	47	Minnesota	4/15/15

### FEWEST POINTS SCORED

Game:	72	Portland	4/3/09
Half:	25	at L.A. Clippers	4/16/12
Quarter:	9	at Detroit	3/29/16

### FIELD GOALS MADE

Game:	60	Minnesota (2OT)	3/23/12
Half:	32	at Orlando	1/18/15
Quarter:	18	Golden State	1/17/14
Low:	20	Houston	11/16/14

### FIELD GOALS ATTEMPTED

Game:	113	Minnesota (2OT)	3/23/12
Half:	59	L.A. Clippers	4/6/11
Quarter:	33	at Golden State	4/11/10
Low:	59	at Golden State	2/13/11

### FIELD GOAL PERCENTAGE

Highest:	.636	Brooklyn	1/31/14
	(49-77)		
Lowest:	.294	Houston	11/16/14
	(20-68)		

### FREE THROWS MADE

Game:	44	Phoenix (OT)	12/13/14
Half:	30	Golden State	12/5/10
Quarter:	20	Golden State	12/5/10
Low:	1	Detroit (OT)	11/14/14

### FREE THROWS ATTEMPTED

Game:	49	Phoenix (OT)	12/31/14
Half:	33	vs. Golden State	12/5/10
Quarter:	22	at Denver	4/5/11
Low:	6	Detroit (OT)	11/14/14

### FREE THROW PERCENTAGE

Highest:	1.000	6 times, last, Miami	1/17/16
	(12-12)		
Lowest:	.167	Detroit (OT)	11/14/14
	(1-6)		

### THREE-POINT FIELD GOALS MADE

Game:	16	at Miami	1/29/14
Half:	11	2 times, last, Houston	4/5/15
Quarter:	7	at Utah	4/6/10
Low:	0	2 times, last, at New Jersey	12/28/09

### THREE-POINT FIELD GOALS ATTEMPTED

Game:	37	L.A. Lakers	4/11/16
Half:	24	Houston	3/22/16
Quarter:	16	Houston	3/22/16
Low:	3	Minnesota	11/2/08

### THREE-POINT FIELD GOAL PERCENTAGE

Highest:	.667	4 times, last, Portland	1/21/14
	(10-15)		
Lowest:	.000	2 times, last, at New Jersey	12/28/09
	(0-4)		

### REBOUNDS

Game:	71	Dallas	2/19/15
Half:	43	Orlando	11/12/08
Quarter:	24	3 times, last, Chicago	3/15/15
Low:	26	at Utah	2/12/13

### ASSISTS

Game:	36	at L.A. Clippers	4/15/09
Half:	21	Denver	2/22/15
Quarter:	13	3 times, last, at Denver	4/5/16
Low:	6	Portland	11/1/09

### PERSONAL FOULS

Game:	34	2 times, last, at Dallas	3/16/15
-------	----	--------------------------	---------

### DISQUALIFICATIONS

Game:	2	5 times, last, at Dallas	3/16/15
-------	---	--------------------------	---------

### STEALS

Game:	17	at L.A. Clippers	4/15/09
Half:	11	3 times, last, Minnesota	3/25/11
Quarter:	8	at Memphis	12/8/15
Low:	0	at Minnesota	1/15/16

### BLOCKED SHOTS

Game:	17	at Sacramento	2/9/12
Half:	11	Houston	11/16/14
Quarter:	8	Houston	11/16/14
Low:	0	6 times, last, Dallas	2/19/15

### TURNOVERS:

Game:	27	at L.A. Clippers	10/30/14
Half:	18	Dallas	11/6/13
Quarter:	11	2 times, last, Charlotte	4/10/09
Low:	2	L.A. Lakers	3/5/13

## OKLAHOMA CITY OPPONENT TEAM RECORDS



### MOST POINTS SCORED

Game:	140	3 times, last, Minnesota (2OT)	3/23/12
Half:	79	at Phoenix	2/20/09
Quarter:	44	L.A. Clippers	2/23/14

### FEWEST POINTS SCORED

Game:	69	2 times, last, at Phoenix	2/10/13
Half:	24	Charlotte	11/26/12
Quarter:	7	at Portland	4/12/13

### FIELD GOALS MADE

Game:	56	Dallas	4/1/15
Half:	30	2 times, last, Dallas	4/1/15
Quarter:	17	Boston	3/31/10
Low:	23	2 times, L.A. Lakers	4/11/16

### FIELD GOALS ATTEMPTED

Game:	108	Washington (2OT)	1/28/11
Half:	57	at Houston	4/3/16
Quarter:	33	Denver	2/4/09
Low:	67	2 times, last, Brooklyn	11/21/15

### FIELD GOAL PERCENTAGE

Highest:	.615	Dallas	4/1/15
	(56-91)		
Lowest:	.284	L.A. Lakers	4/11/16
	(23-81)		

### FREE THROWS MADE

Game:	38	2 times, last, at Sacramento	4/11/11
Half:	26	at Sacramento	4/11/11
Quarter:	20	Brooklyn	1/2/13
Low:	3	Detroit	1/16/09

### FREE THROWS ATTEMPTED

Game:	50	Houston	4/5/15
Half:	34	Houston	4/5/15
Quarter:	24	L.A. Clippers	3/11/15
Low:	8	2 times, last, Chicago	1/27/10

### FREE THROW PERCENTAGE

Highest:	1.000	11 times, last, New Orleans	11/18/15
	(9-9)		
Lowest:	.375	Detroit	1/16/09
	(3-8)		

### THREE-POINT FIELD GOALS MADE

Game:	19	Portland	1/10/16
Half:	12	2 times, last, Portland	1/10/16
Quarter:	9	at Houston	1/16/14
Low:	0	2 times, last, at Washington	3/14/11

### THREE-POINT FIELD GOALS ATTEMPTED

Game:	44	Portland	1/10/16
Half:	25	at Houston	4/3/16
Quarter:	14	3 times, last, at Houston	4/3/16
Low:	5	Memphis (OT)	2/8/11

### THREE-POINT FIELD GOAL PERCENTAGE

Highest:	.714	at Charlotte	3/17/10
	(5-7)		
Lowest:	.000	2 times, last, at Washington	3/14/11
	(0-9)		

### REBOUNDS

Game:	68	Washington (OT)	1/21/15
Half:	41	at Memphis	12/11/09
Quarter:	26	at Memphis	12/11/09
Low:	25	New Orleans	2/27/13

### ASSISTS

Game:	36	at Phoenix	2/20/09
Half:	22	at Utah	1/30/09
Quarter:	12	7 times, last, at San Antonio	12/25/14
Low:	7	L.A. Lakers	3/26/10

### PERSONAL FOULS

Game:	35	Phoenix (OT)	12/31/14
-------	----	--------------	----------

### DISQUALIFICATIONS

Game:	2	3 times, last, Phoenix (OT)	12/31/14
-------	---	-----------------------------	----------

### STEALS

Game:	18	at Houston	11/2/15
Half:	11	2 times, last, at L.A. Clippers	11/13/13
Quarter:	8	2 times, last, Sacramento	11/9/14
Low:	0	L.A. Lakers	3/5/13

### BLOCKED SHOTS

Game:	16	2 times, last, L.A. Lakers	11/3/09
Half:	9	Orlando	11/12/08
Quarter:	6	Indiana	2/19/16
Low:	0	9 times, last, Sacramento	2/29/16

### TURNOVERS:

Game:	26	L.A. Lakers	11/3/09
Half:	16	2 times, last, at L.A. Clippers	3/3/13
Quarter:	12	New Jersey	12/29/10
Low:	4	at Charlotte	1/2/16



## OKLAHOMA CITY INDIVIDUAL RECORDS

### POINTS

Game:	54	Russell Westbrook	at Indiana	4/12/15
	54	Kevin Durant	Golden State	1/17/14
Half:	34	Russell Westbrook	at Minnesota	4/15/15
Quarter:	23	Kevin Durant	at Minnesota	1/4/14
	23	Russell Westbrook	at Minnesota	4/15/15

### REBOUNDS

Game:	22	Serge Ibaka	Dallas	2/19/15
Half:	13	Steven Adams	at Phoenix	3/29/15
Quarter:	10	3 times, last, Enes Kanter	at Minnesota	4/15/15

### ASSISTS

Game:	19	Russell Westbrook	L.A. Clippers	3/9/16
Half:	12	4 times, last, Russell Westbrook	L.A. Clippers	3/9/16
Quarter:	10	Russell Westbrook	Denver	2/22/15

### STEALS

Game:	8	Russell Westbrook	at Golden State	2/6/10
Half:	5	5 times, last, Russell Westbrook	San Antonio	4/7/15
Quarter:	4	3 times, last, Reggie Jackson	at Houston	1/16/14

### BLOCKED SHOTS

Game:	11	Serge Ibaka	Portland (OT)	2/6/12
-------	----	-------------	---------------	--------

### FIELD GOALS MADE

Game:	21	Russell Westbrook	at Indiana	4/12/15
Half:	15	Kevin Durant	at L.A. Clippers	1/23/09
Quarter:	9	2 times, last, Russell Westbrook	at Indiana	4/12/15

### FIELD GOAL ATTEMPTED

Game:	43	Russell Westbrook	at Indiana	4/12/15
Half:	22	Russell Westbrook	at Indiana	4/12/15
Quarter:	15	Kevin Durant	at Golden State	4/11/10

### THREE-POINT FIELD GOALS MADE

Game:	7	4 times, last, Kevin Durant	Golden State (OT)	2/27/16
Half:	5	11 times, last, Kevin Durant	Orlando	2/3/16
Quarter:	4	9 times, last, Anthony Morrow	Atlanta	3/20/15

### THREE-POINT FIELD GOALS ATTEMPTED

Game:	15	3 times, last, Russell Westbrook	at Indiana	4/12/15
Half:	10	Kevin Durant	at L.A. Lakers	2/13/14
	10	Kevin Durant	at Utah	1/7/14
Quarter:	7	Russell Westbrook	Houston	4/5/15

### FREE THROWS MADE

Game:	24	Kevin Durant	at L.A. Clippers	1/23/09
Half:	16	Russell Westbrook	Boston	3/18/15
Quarter:	11	Kevin Durant	at Utah	1/7/14

### FREE THROWS ATTEMPTED

Game:	26	Kevin Durant	Golden State	12/8/08
Half:	18	Russell Westbrook	Boston	3/18/15
Quarter:	11	Kevin Durant	Utah	3/23/11



## OKLAHOMA CITY OPPONENT INDIVIDUAL RECORDS

### POINTS

Game:	51	Kevin Love	Minnesota (2OT)	3/23/12
Half:	32	Tyreke Evans	at New Orleans	4/14/14
Quarter:	25	Gerald Green	at Phoenix	3/6/14

### REBOUNDS

Game:	23	Dwight Howard	at Orlando	12/5/08
Half:	16	Zach Randolph	at Memphis	12/11/09
Quarter:	13	Zach Randolph	at Memphis	12/11/09

### ASSISTS

Game:	19	Rajon Rondo	Sacramento	1/4/16
Half:	13	Rajon Rondo	Sacramento	1/4/16
Quarter:	8	4 times, last, Chris Paul	L.A. Clippers	11/21/13

### STEALS

Game:	8	Thaddeus Young	at Philadelphia	1/25/14
Half:	6	Thaddeus Young	at Philadelphia	1/25/14
Quarter:	4	10 times, last, James Johnson	Toronto	3/8/15

### BLOCKED SHOTS

Game:	10	Dwight Howard	Orlando	11/12/08
-------	----	---------------	---------	----------

### FIELD GOALS MADE

Game:	18	Monta Ellis	at Golden State	2/7/12
Half:	12	LaMarcus Aldridge	at Portland	12/4/13
Quarter:	9	Isaiah Thomas	Sacramento	12/14/12

### FIELD GOAL ATTEMPTED

Game:	33	2 times, last, DeMarcus Cousins	at Sacramento	2/29/16
Half:	19	Gerald Wallace	Portland	3/27/11
Quarter:	15	Lou Williams	at L.A. Lakers	1/8/15

### THREE-POINT FIELD GOALS MADE

Game:	12	Stephen Curry	Golden State (OT)	2/27/16
Half:	7	Damian Lillard	at Portland	1/10/16
Quarter:	6	Gerald Green	at Phoenix	3/6/14

### THREE-POINT FIELD GOALS ATTEMPTED

Game:	16	Stephen Curry	Golden State (OT)	2/27/16
Half:	11	Damian Lillard	at Portland	1/10/16
Quarter:	8	4 times, last, Kobe Bryant	L.A. Lakers	4/11/16

### FREE THROWS MADE

Game:	18	DeMarcus Cousins	at Sacramento	4/11/11
Half:	15	Dwight Howard	Orlando	1/13/11
Quarter:	9	3 times, last, Kevin Love	Cleveland	2/21/16

### FREE THROWS ATTEMPTED

Game:	22	DeAndre Jordan	L.A. Clippers	3/11/15
Half:	17	2 times, last, DeMarcus Cousins	at Sacramento	4/11/11
Quarter:	16	DeAndre Jordan	L.A. Clippers	3/11/15



## GREATEST INDIVIDUAL PERFORMANCES

POINTS			
58	Fred Brown	at Golden State	3/23/74
54	<b>Russell Westbrook</b>	<b>at Indiana</b>	<b>4/12/15</b>
54	Kevin Durant	vs. Golden State	1/17/14
54	Ray Allen	Utah (OT)	1/12/07
53	Dale Ellis	at Milwaukee (3OT)	11/9/89
52	Kevin Durant	at Dallas (OT)	1/18/13
51	Kevin Durant	at Toronto (2OT)	3/21/14
51	Kevin Durant	Denver (OT)	2/19/12
51	Spencer Haywood	Kansas City-Omaha	1/3/73
50	Rashard Lewis	L.A. Clippers (at Japan)	10/31/03
49	<b>Russell Westbrook</b>	<b>Philadelphia (OT)</b>	<b>3/4/15</b>
49	Dale Ellis	Sacramento	1/5/89
49	Bob Rule	Philadelphia	11/15/69
48	<b>Russell Westbrook</b>	<b>at Memphis</b>	<b>11/16/15</b>
48	<b>Russell Westbrook</b>	<b>New Orleans</b>	<b>2/6/15</b>
48	Spencer Haywood	Cleveland	1/7/72
48	Kevin Durant	at Utah	1/7/14
48	Kevin Durant	at Minnesota	1/4/14
REBOUNDS			
30	Jim Fox	L.A. Lakers	12/26/73
29	Marvin Webster	at Atlanta	11/1/77
29	Jim Fox	Golden State	2/16/73
27	Bob Rule	New York	12/22/67
25	Jack Sikma	at Utah	2/10/83
25	Jack Sikma	Kansas City	12/17/82
25	Spencer Haywood	L.A. Lakers	3/25/73
25	Pete Cross	Portland	1/1/71
24	Chris Wilcox	Houston	4/4/06
24	Marvin Webster	at Indiana (OT)	11/2/77
24	Spencer Haywood	Capital (Washington)	12/14/73
24	Spencer Haywood	at Philadelphia	12/12/73
24	Spencer Haywood	Portland	12/18/71
24	Pete Cross	Cleveland	11/13/70
24	Don Smith	Phoenix	10/21/70
ASSISTS			
25	Nate McMillan	L.A. Clippers	2/23/87
21	Nate McMillan	Sacramento	3/31/87
20	Gus Williams	Dallas	12/9/83
19	<b>Russell Westbrook</b>	<b>L.A. Clippers</b>	<b>3/9/16</b>
19	Nate McMillan	at Portland	2/18/89
19	Lenny Wilkens	L.A. Lakers	10/30/71
19	Lenny Wilkens	Portland	10/23/70
18	<b>Russell Westbrook</b>	<b>Indiana</b>	<b>2/19/16</b>
18	Gary Payton	at Houston	11/5/02
18	Avery Johnson	Miami	1/5/90
18	Don "Slick" Watts	at Chicago (2OT)	12/21/76
18	Lenny Wilkens	Phoenix	11/29/69
17	<b>Russell Westbrook</b>	<b>Miami</b>	<b>3/22/15</b>
17	<b>Russell Westbrook</b>	<b>Toronto</b>	<b>3/8/15</b>
17	<b>Russell Westbrook</b>	<b>Denver</b>	<b>2/22/15</b>
17	Gary Payton	at Washington	11/10/99
17	Gary Payton	Charlotte	3/27/96
17	Nate McMillan	at Orlando	2/20/90
17	Nate McMillan	L.A. Lakers	3/1/88
17	Don "Slick" Watts	Cleveland	12/11/74
17	Don "Slick" Watts	Chicago (OT)	1/4/74
17	Lenny Wilkens	Buffalo	1/28/71
17	Lenny Wilkens	Chicago	10/28/69
17	Walt Hazzard	New York (at Philadelphia)	12/26/67



## OPPONENT GREATEST INDIVIDUAL PERFORMANCES

POINTS			
60	Tom Chambers	at Phoenix	3/24/90
53	Wilt Chamberlain	Philadelphia	12/20/67
52	Bob McAdoo	Buffalo	3/17/76
52	Wilt Chamberlain	Philadelphia (at Boston)	12/1/67
51	Kevin Love	Minnesota (2OT)	3/23/12
51	Antawn Jamison	Golden State	12/3/00
51	Lew Alcindor	Milwaukee	2/19/71
50	Kobe Bryant	at L.A. Lakers	4/15/07
50	Elvin Hayes	at San Diego	11/20/70
49	Elvin Hayes	at San Diego (OT)	1/30/70
48	Monta Ellis	at Golden State	2/7/12
48	Kobe Bryant	L.A. Lakers (OT)	1/14/08
48	Kiki Vandeweghe	Portland	3/5/87
48	Nate Archibald	at Kansas City-Omaha	1/16/73
48	Hal Greer	Philadelphia	2/5/69
REBOUNDS			
38	Wilt Chamberlain	Philadelphia	12/20/67
37	Wilt Chamberlain	Philadelphia (at Boston)	12/1/67
33	Bob Lanier	at Detroit	12/22/72
33	Wilt Chamberlain	L.A. Lakers	2/12/69
32	Moses Malone	at Houston	2/1/82
32	Bill Bridges	at Philadelphia	3/19/72
30	Michael Cage	at L.A. Clippers	4/24/88
29	Lew Alcindor	Milwaukee	2/19/71
29	Nate Thurmond	San Francisco	11/25/69
29	Nate Thurmond	San Francisco	12/24/67
ASSISTS			
23	Magic Johnson	at L.A. Lakers	2/21/84
21	Gary Grant	at L.A. Clippers	1/18/90
21	Magic Johnson	at L.A. Lakers	4/23/89
20	Nick Van Exel	at Denver	12/2/00
20	Lenny Wilkens	at Cleveland	11/27/73
19	Rajon Rondo	Sacramento	1/4/16
19	Jason Kidd	Phoenix	3/4/99
19	Tim Hardaway	at Golden State	2/18/95
19	John Stockton	Utah	2/27/92
19	Magic Johnson	at L.A. Lakers	3/4/87
19	Nate Archibald	Kansas City	11/10/72
18	Mike Bibby	Vancouver	1/12/01
18	Jason Kidd	at Dallas (OT)	12/12/95
18	John Stockton	at Utah	1/24/94
18	Tim Hardaway	at Golden State	4/25/93
18	Magic Johnson	L.A. Lakers	4/4/89
18	Reggie Theus	Sacramento	2/25/86
18	Johnny Moore	at San Antonio	11/6/83
18	Nate Archibald	Boston	2/16/83
18	Magic Johnson	at L.A. Lakers	2/16/82
18	Wes Matthews	at Atlanta	3/1/81



## ALL-TIME 40+ POINTS PERFORMANCES

PLAYER	OPPONENT	DATE	POINTS	PLAYER	OPPONENT	DATE	POINTS
Fred Brown	at Golden State	3/23/74	58	Dale Ellis	at Sacramento	1/26/88	42
Russell Westbrook	at Indiana	4/12/15	54	Tom Chambers	Sacramento	12/17/87	42
Kevin Durant	vs. Golden State	1/17/14	54	Tom Chambers	at Houston (2OT)	3/10/87	42
Ray Allen	Utah (OT)	1/12/07	54	Gus Williams	Utah	1/15/82	42
Dale Ellis	at Milwaukee	11/11/89	53	Fred Brown	at Cleveland	12/30/76	42
Kevin Durant	at Dallas (OT)	1/18/13	52	Spencer Haywood	at Golden State	12/26/72	42
Kevin Durant	at Toronto (2OT)	3/21/14	51	Bob Rule	San Diego (at Eugene)	2/18/70	42
Kevin Durant	Denver (OT)	2/19/12	51	Bob Rule	Detroit	11/16/68	42
Spencer Haywood	Kansas City-Omaha	1/3/73	51	Kevin Durant	New York	2/9/14	41
Rashard Lewis	L.A. Clippers (at Japan)	10/31/03	50	Kevin Durant	Atlanta	1/27/14	41
Russell Westbrook	Philadelphia (OT)	3/4/15	49	Kevin Durant	at Phoenix	1/14/13	41
Dale Ellis	Sacramento	1/5/89	49	Kevin Durant	at Atlanta	12/19/12	41
Bob Rule	Philadelphia	11/15/69	49	Kevin Durant	Golden State	12/8/08	41
Russell Westbrook	New Orleans	2/6/15	48	Damien Wilkins	at Atlanta (2OT)	11/16/97	41
Kevin Durant	at Utah	1/7/14	48	Rashard Lewis	at Toronto (OT)	11/13/05	41
Kevin Durant	at Minnesota	1/4/14	48	Ray Allen	L.A. Clippers	1/24/04	41
Spencer Haywood	Cleveland	1/7/72	48	Gary Payton	Washington	2/15/00	41
Kevin Durant	at Minnesota (OT)	1/26/11	47	Vin Baker	Indiana	2/4/98	41
Dale Ellis	Detroit	1/22/88	47	Xavier McDaniel	Portland (3OT)	12/1/90	41
Dale Ellis	San Antonio	1/9/88	47	Xavier McDaniel	New York	1/20/88	41
John Brisker	at Kansas City-Omaha	11/25/73	47	Dale Ellis	at L.A. Clippers (OT)	1/16/88	41
Bob Rule	L.A. Lakers	11/21/69	47	Dale Ellis	at L.A. Clippers	4/16/87	41
Bob Rule	Cincinnati	3/1/69	47	Gus Williams	at San Diego (OT)	4/8/82	41
Kevin Durant	New Orleans	2/17/09	47	Gus Williams	at Phoenix	3/21/82	41
Kevin Durant	Portland	1/21/14	46	Gus Williams	Phoenix	11/28/79	41
Kevin Durant	at L.A. Clippers	1/23/09	46	Fred Brown	at New Orleans	11/9/75	41
Dale Ellis	at Utah	11/4/88	46	Dick Snyder	at Atlanta	1/19/74	41
Tom Chambers	Houston	1/6/88	46	Lenny Wilkens	Atlanta	11/29/70	41
Bob Rule	at Cincinnati	3/13/68	46	Bob Rule	Boston	12/26/69	41
Russell Westbrook	at New Orleans	2/4/15	45	Walt Hazzard	at Detroit	1/19/68	41
Russell Westbrook	Minnesota (2OT)	3/23/12	45	Russell Westbrook	Houston	4/5/15	40
Kevin Durant	at Utah (OT)	4/6/10	45	Russell Westbrook	at Portland	2/27/15	40
Kevin Durant	San Antonio	3/22/10	45	Russell Westbrook	at Denver	2/9/15	40
Kevin Durant	Golden State	1/31/10	45	Russell Westbrook	at New York	1/28/15	40
Rashard Lewis	Orlando	1/11/06	45	Russell Westbrook	Portland (OT)	12/23/14	40
Walt Hazzard	Cincinnati (at Phoenix)(OT)	2/5/68	45	Kevin Durant	Miami	2/14/13	40
Walt Hazzard	San Diego	12/28/67	45	Kevin Durant	Dallas	12/27/12	40
Bob Rule	at L.A. Lakers	12/14/69	45	James Harden	at Phoenix	4/18/12	40
Kevin Durant	Phoenix (OT)	12/31/14	44	Kevin Durant	Minnesota (2OT)	3/23/12	40
Kevin Durant	at Indiana	4/6/12	44	Russell Westbrook	Denver (OT)	2/19/12	40
Kevin Durant	Denver	12/25/10	44	Kevin Durant	Washington (2OT)	1/28/11	40
Ray Allen	Denver	1/23/07	44	Kevin Durant	Memphis	1/8/11	40
Gary Payton	at Minnesota (OT)	3/4/01	44	Kevin Durant	at Golden State	4/11/10	40
Spencer Haywood	at Portland (OT)	2/13/72	44	Kevin Durant	Minnesota	4/4/10	40
Russell Westbrook	at Chicago	3/5/15	43	Kevin Durant	Indiana	1/9/10	40
Kevin Durant	at Dallas (OT)	3/25/14	43	Kevin Durant	at New Jersey	12/28/09	40
Kevin Durant	at L.A. Lakers	2/13/14	43	Kevin Durant	L.A. Clippers	1/15/09	40
Kevin Durant	at Minnesota (2OT)	3/23/12	43	Ray Allen	New York (OT)	3/25/05	40
Kevin Durant	New Orleans	2/2/11	43	Ray Allen	Utah (OT)	2/25/04	40
Russell Westbrook	at Indiana (OT)	11/26/10	43	Ray Allen	at L.A. Clippers	3/1/03	40
Gary Payton	L.A. Clippers	12/27/01	43	Gary Payton	Indiana (OT)	12/4/02	40
Gary Payton	at Houston	4/16/00	43	Gary Payton	at Vancouver	3/13/00	40
Dale Ellis	at Sacramento (OT)	4/19/90	43	Dale Ellis	at Utah	2/1/88	40
Kevin Durant	Detroit	4/16/14	42	Xavier McDaniel	at New York (OT)	3/23/87	40
Kevin Durant	Houston	3/11/14	42	Dale Ellis	at Sacramento	3/15/87	40
Kevin Durant	Philadelphia	3/4/14	42	Dale Ellis	at Phoenix	2/28/87	40
Kevin Durant	L.A. Clippers	2/23/14	42	Dale Ellis	at Philadelphia (OT)	1/21/87	40
Kevin Durant	at Utah	10/30/13	42	Spencer Haywood	Portland	3/30/75	40
Kevin Durant	at L.A. Lakers	1/11/13	42	Fred Brown	at Philadelphia (OT)	11/29/74	40
Kevin Durant	at Golden State	4/16/08	42	Fred Brown	at Portland	11/23/74	40
Ray Allen	at Phoenix (2OT)	1/22/06	42	Spencer Haywood	L.A. Lakers	10/30/74	40
Ray Allen	Portland (OT)	1/5/04	42	Spencer Haywood	Buffalo	2/11/73	40
Shawn Kemp	at L.A. Clippers (2OT)	12/10/94	42	<b>TOTAL: 115</b>			
Dale Ellis	L.A. Lakers	1/3/89	42				

### 40+ POINTS LEADERS

Kevin Durant	43	Gary Payton	6	Walt Hazzard	3	Shawn Kemp	1
Dale Ellis	14	Fred Brown	5	Xavier McDaniel	3	Dick Snyder	1
Russell Westbrook	12	Gus Williams	4	James Harden	1	Lenny Wilkens	1
Ray Allen	8	Rashard Lewis	3	Vin Baker	1	Damien Wilkins	1
Bob Rule	8	Tom Chambers	3	John Brisker	1	<b>TOTAL:</b>	<b>126</b>
Spencer Haywood	7						



## ALL-TIME 20+ REBOUNDS PERFORMANCES

PLAYER	OPPONENT	DATE	REBOUNDS	PLAYER	OPPONENT	DATE	REBOUNDS
Jim Fox	L.A. Lakers	12/26/73	30	James Bailey	L.A. Lakers	12/12/80	21
Marvin Webster	at Atlanta	11/1/77	29	Jack Sikma	at Kansas City (OT)	11/30/79	21
Jim Fox	Golden State (OT)	2/16/73	29	Marvin Webster	at Philadelphia	2/12/78	21
Bob Rule	New York	12/22/67	27	Marvin Webster	at L.A. Lakers	12/16/77	21
Jack Sikma	at Utah	2/10/83	25	Spencer Haywood	at Buffalo	3/8/74	21
Jack Sikma	Kansas City	12/17/82	25	Spencer Haywood	at Detroit	3/1/74	21
Spencer Haywood	L.A. Lakers	3/25/73	25	Jim Fox	Chicago	1/4/74	21
Pete Cross	Portland	1/1/71	25	Spencer Haywood	Cincinnati	2/26/72	21
Chris Wilcox	Houston	4/4/06	24	Pete Cross	Cincinnati	2/10/72	21
Marvin Webster	at Indiana (OT)	11/2/77	24	Don Smith	at Philadelphia	12/01/71	21
Spencer Haywood	Capital	12/14/73	24	Pete Cross	at Cincinnati	1/9/71	21
Spencer Haywood	at Philadelphia	12/12/73	24	Tom Black	San Diego	12/20/70	21
Spencer Haywood	Portland	12/18/71	24	Don Smith	Portland	10/23/70	21
Pete Cross	Cleveland	11/13/70	24	Bob Rule	Detroit	11/19/67	21
Don Smith	Phoenix	10/21/70	24	George Wilson	at St. Louis	11/8/67	21
Michael Cage	Minnesota	12/6/91	23	Enes Kanter	at Portland	4/6/16	20
Jack Sikma	Denver	1/5/79	23	Serge Ibaka	Golden State (OT)	2/27/16	20
Marvin Webster	Washington	12/18/77	23	Steven Adams	at Washington (OT)	1/21/15	20
Spencer Haywood	at L.A. Lakers	12/7/73	23	Serge Ibaka	at Milwaukee	11/16/13	20
Spencer Haywood	Detroit	10/28/73	23	Serge Ibaka	Phoenix	3/7/12	20
Serge Ibaka	Dallas	2/19/15	22	Shawn Kemp	at Houston (in Japan)	11/7/92	20
Chris Wilcox	Washington	3/21/07	22	Michael Cage	at Washington	11/19/91	20
Shawn Kemp	at Dallas (OT)	12/12/95	22	Michael Cage	Sacramento	2/23/90	20
Michael Cage	Indiana	11/9/91	22	Michael Cage	Phoenix	12/13/88	20
Jack Sikma	Portland	12/18/84	22	Jack Sikma	Houston	1/26/83	20
Jack Sikma	Cleveland	3/2/79	22	Jack Sikma	Denver	2/7/84	20
Spencer Haywood	Atlanta	10/24/73	22	Jack Sikma	Utah	12/28/83	20
Jim Fox	at Buffalo	3/2/73	22	Jack Sikma	at Detroit	1/26/83	20
Spencer Haywood	Atlanta	2/23/73	22	Jack Sikma	at L.A. Lakers	1/3/82	20
Spencer Haywood	Boston	2/16/72	22	Jack Sikma	Phoenix	10/25/80	20
Don Smith	Phoenix	1/15/72	22	Jack Sikma	San Antonio	11/2/79	20
Pete Cross	Cincinnati	1/22/71	22	Jack Sikma	at San Diego (OT)	4/4/79	20
Pete Cross	at Portland	10/30/70	22	Jack Sikma	at Philadelphia	12/2/78	20
Pete Cross	San Francisco	11/27/70	22	Jack Sikma	at Kansas City	2/28/78	20
Tom Meschery	Phoenix (2OT)	11/15/68	22	Tom Burleson	at Philadelphia	12/3/76	20
Bob Rule	Philadelphia	12/18/68	22	Tom Burleson	at Golden State	2/7/76	20
Nick Collison	Washington	3/26/08	21	Spencer Haywood	Philadelphia	2/25/74	20
Nick Collison	at Phoenix	1/9/07	21	Spencer Haywood	at Detroit	1/17/73	20
Reggie Evans	Charlotte	2/5/05	21	Pete Cross	Detroit	2/23/72	20
Shawn Kemp	at Detroit	11/15/95	21	Spencer Haywood	Detroit	2/23/72	20
Shawn Kemp	at Charlotte	1/31/92	21	Don Smith	Buffalo	10/28/71	20
Michael Cage	at L.A. Clippers	4/1/90	21	Spencer Haywood	Detroit	3/11/71	20
Alton Lister	Cleveland	3/2/87	21	Spencer Haywood	San Francisco	2/14/71	20
Alton Lister	Phoenix (OT)	1/31/87	21	Spencer Haywood	at Detroit	1/19/71	20
Jack Sikma	Houston	12/9/84	21	Pete Cross	Baltimore	1/17/71	20
Jack Sikma	Portland	4/13/82	21	Pete Cross	L.A. Lakers	12/11/70	20
Jack Sikma	Phoenix	4/6/82	21	Bob Rule	Milwaukee	11/28/68	20
Jack Sikma	at Denver	1/9/82	21	Bob Rule	at Milwaukee	11/12/68	20
Jack Sikma	Portland	11/25/81	21	<b>TOTAL: 97</b>			

### 20+ REBOUNDS LEADERS

Jack Sikma	21	Marvin Webster	5	Alton Lister	2	Enes Kanter	1
Spencer Haywood	18	Jim Fox	4	Chris Wilcox	2	Tom Meschery	1
Pete Cross	10	Shawn Kemp	4	Steven Adams	1	George Wilson	1
Michael Cage	6	Serge Ibaka	4	James Bailey	1	<b>TOTAL:</b>	<b>97</b>
Bob Rule	5	Tom Burleson	2	Tom Black	1		
Don Smith	5	Nick Collison	2	Reggie Evans	1		



## ALL-TIME 20-20 CLUB

PLAYER	DATE	OPPONENT	POINTS	REBOUNDS
Bob Rule	11/19/67	New York (OT)	31	21
Bob Rule	11/12/68	at Milwaukee	28	20
Bob Rule	11/28/68	Milwaukee	27	20
Bob Rule	12/18/68	Philadelphia	36	22
Spencer Haywood	1/19/71	at Detroit	24	20
Spencer Haywood	2/14/71	San Francisco	25	20
Spencer Haywood	3/11/71	Detroit	28	20
Spencer Haywood	12/18/71	Portland	32	24
Spencer Haywood	2/16/72	Boston	26	22
Spencer Haywood	2/23/72	Detroit	38	20
Spencer Haywood	2/26/72	Cincinnati	38	21
Spencer Haywood	1/17/73	at Detroit	28	20
Spencer Haywood	2/23/73	Atlanta	29	22
Spencer Haywood	3/25/73	L.A. Lakers	25	25
Spencer Haywood	10/24/73	Atlanta	21	22
Spencer Haywood	10/28/73	Detroit	22	23
Spencer Haywood	12/7/73	at L.A. Lakers	29	23
Spencer Haywood	12/14/73	Capital (Washington)	26	24
Jim Fox	12/26/73	L.A. Lakers	25	30
Spencer Haywood	2/23/74	Philadelphia	37	20
Spencer Haywood	3/8/74	at Buffalo (OT)	31	21
Tom Burluson	2/7/76	at Golden State	26	20
Marvin Webster	12/18/77	Washington	21	23
Jack Sikma	12/2/78	at Philadelphia	29	20
Jack Sikma	1/5/79	Denver	23	23
Jack Sikma	10/25/80	Phoenix	22	20
Jack Sikma	4/13/82	Portland	22	21
Jack Sikma	12/12/82	Kansas City	26	25
Jack Sikma	1/26/83	at Detroit	26	20
Jack Sikma	2/10/83	at Utah	39	25
Jack Sikma	12/28/83	Utah	20	20
Jack Sikma	4/8/84	Houston	29	20
Jack Sikma	12/18/84	Portland	27	22
Michael Cage	11/9/91	Indiana	23	22
Michael Cage	11/19/91	at Washington	20	20
Shawn Kemp	1/31/92	at Charlotte	22	21
Shawn Kemp	11/7/92	at Houston (in Japan)	29	20
Shawn Kemp	11/15/95	at Detroit	23	21
Chris Wilcox	4/4/06	Houston	26	24
Nick Collison	1/9/07	at Phoenix	29	21
Chris Wilcox	3/21/07	Washington	27	22
Serge Ibaka	2/19/15	Dallas	21	22
Enes Kanter	4/6/16	at Portland	33	20

### TOTAL: 43

Spencer Haywood	16	Chris Wilcox	2	Enes Kanter	1
Jack Sikma	10	Serge Ibaka	1	Marvin Webster	1
Bob Rule	4	Tom Burluson	1	<b>TOTAL:</b>	<b>43</b>
Shawn Kemp	3	Nick Collison	1		
Michael Cage	2	Jim Fox	1		



## ALL-TIME TRIPLE-DOUBLES

PLAYER	DATE	OPPONENT	POINTS	REBOUNDS	ASSISTS
Lenny Wilkens	11/15/68	Phoenix (2OT)	30	12	14
Lenny Wilkens	12/7/68	at San Francisco	18	10	12
Lenny Wilkens	12/30/68	Phoenix	18	10	12
Lenny Wilkens	2/16/69	Cincinnati	34	14	12
Lenny Wilkens	3/12/69	San Diego (at Vancouver)	36	14	14
Lenny Wilkens	11/2/69	at Atlanta	39	14	11
Lenny Wilkens	12/6/69	at Baltimore (OT)	33	10	12
Lenny Wilkens	1/24/70	L.A. Lakers (OT)	19	13	12
Lenny Wilkens	1/30/70	at San Diego (OT)	22	11	14
Lenny Wilkens	10/30/70	at Portland	35	11	10
Lee Winfield	12/26/72	Milwaukee	22	10	10
Jim Fox	2/2/73	Chicago	22	10	10
Jim Fox	1/2/74	Buffalo	14	16	10
Don "Slick" Watts	2/21/75	Atlanta	12	10	11
Leonard Gray	2/15/76	Detroit	12	10	10
Don "Slick" Watts	3/3/76	at Detroit	21	10	16
Don "Slick" Watts	3/16/77	at Washington	20	10	10
Don "Slick" Watts	4/3/77	Portland	13	10	13
Gus Williams	12/8/81	at Houston	29	10	10
Jack Sikma	1/22/82	at Boston	11	10	10
Lonnie Shelton	3/18/83	Denver	17	10	10
Jack Sikma	2/14/84	at Golden State	21	16	10
Jack Sikma	12/16/84	at Denver	17	14	10
Nate McMillan	1/18/88	Indiana	16	11	15
Nate McMillan	2/14/89	San Antonio	16	14	16
Nate McMillan	2/17/89	Washington	16	13	16
Nate McMillan	1/12/89	at San Antonio	11	17	14
Gary Payton	2/23/91	Phoenix	18	10	11
Gary Payton	12/21/91	Golden State	17	10	12
Gary Payton	3/31/92	Utah	15	11	13
Shawn Kemp	3/20/94	at Charlotte	11	11	13
Gary Payton	3/18/96	L.A. Clippers	20	10	10
Gary Payton	3/9/97	at Portland	16	10	11
Gary Payton	3/18/97	at Chicago (OT)	14	12	14
Gary Payton	12/30/97	at Golden State	26	10	12
Gary Payton	3/1/98	at Sacramento	26	10	12
Gary Payton	3/12/00	Toronto	22	10	10
Gary Payton	4/18/00	at Sacramento (OT)	33	11	14
Gary Payton	5/3/00	Utah	35	10	10
Gary Payton	10/31/00	at Vancouver	27	14	10
Gary Payton	12/19/00	Sacramento	19	12	10
Gary Payton	1/25/01	at Detroit	21	15	12
Gary Payton	4/2/02	at Houston	25	10	11
Gary Payton	5/1/02	San Antonio*	28	12	11
Ray Allen	1/28/03	L.A. Lakers	29	10	11
Ray Allen	1/28/04	at L.A. Lakers	28	10	11
Earl Watson	2/6/08	at Sacramento	23	10	10
Russell Westbrook	3/2/09	Dallas	10	10	10
Russell Westbrook	2/21/10	at Minnesota	22	10	14
Russell Westbrook	12/31/10	Atlanta	10	10	13
Russell Westbrook	1/13/11	Orlando	42	10	13
Russell Westbrook	1/28/11	Washington (2OT)	35	13	13
Russell Westbrook*	5/15/11	Memphis	14	10	14
Kevin Durant	11/18/12	Golden State	25	10	10
Kevin Durant	2/20/12	at Houston	16	12	10
Kevin Durant	2/27/13	New Orleans	18	11	10
Russell Westbrook	3/30/13	at Milwaukee	23	13	10
Kevin Durant	12/1/13	Minnesota	32	10	12
Russell Westbrook	12/25/14	at New York	14	13	10
Kevin Durant	1/23/15	at Philadelphia	12	13	10
Russell Westbrook	3/4/14	Philadelphia	13	10	14
Kevin Durant	3/9/14	at L.A. Lakers	27	10	12
Russell Westbrook*	4/29/14	Memphis	30	10	13
Russell Westbrook*	5/3/14	Memphis	27	10	10
Russell Westbrook*	5/7/14	L.A. Clippers	17	10	16
Russell Westbrook	1/16/15	Golden State	17	15	16
Russell Westbrook	2/2/15	Orlando	25	11	14
Russell Westbrook	2/24/15	Indiana	20	11	10
Russell Westbrook	2/26/15	at Phoenix	38	14	11
Russell Westbrook	2/26/15	at Portland	20	13	11
Russell Westbrook	3/4/15	Philadelphia (OT)	49	16	10
Russell Westbrook	3/8/15	Toronto	30	11	17
Russell Westbrook	3/13/15	Minnesota	29	10	12
Russell Westbrook	3/20/15	Atlanta	36	10	11
Russell Westbrook	4/1/15	Dallas	31	11	14
Russell Westbrook	4/5/15	Houston	40	11	13
Russell Westbrook	11/10/15	at Washington	22	11	11
Russell Westbrook	11/13/15	Philadelphia	27	11	11
Russell Westbrook	12/6/15	Sacramento	19	17	10
Kevin Durant	12/10/16	Atlanta	25	12	10
Russell Westbrook	1/15/16	Minnesota	12	11	10
Russell Westbrook	1/17/16	Miami	10	10	15
Russell Westbrook	1/29/16	Houston	26	10	14
Russell Westbrook	2/1/16	Washington	17	13	10
Russell Westbrook	2/3/16	Orlando	24	13	14
Russell Westbrook	2/29/16	at Sacramento	20	13	15
Russell Westbrook	3/6/16	at Milwaukee	16	10	11
Russell Westbrook	3/9/16	L.A. Clippers	25	11	11
Russell Westbrook	3/14/16	Portland	17	10	16
Russell Westbrook	3/18/16	at Philadelphia	20	15	10
Russell Westbrook	3/19/16	at Indiana	14	11	14
Russell Westbrook	3/22/16	Houston	21	12	15
Russell Westbrook	3/28/16	at Toronto	26	10	15
Russell Westbrook	4/5/16	at Denver	13	10	15
Russell Westbrook	4/11/16	L.A. Lakers	13	10	14
Russell Westbrook	5/24/16	Golden State	36	11	11

### TOTAL: 96

\* Playoffs

### TRIPLE-DOUBLE LEADERS

Russell Westbrook	42*	Jack Sikma	3	Earl Watson	1
Gary Payton	16*	Ray Allen	2	Gus Williams	1
Lenny Wilkens	10	Jim Fox	2	Lee Winfield	1
Kevin Durant	7	Leonard Gray	1	<b>TOTAL:</b>	<b>96</b>
Nate McMillan	4	Shawn Kemp	1		
Don "Slick" Watts	4	Lonnie Shelton	1		

\* Includes Playoffs



## AWARD WINNERS

### ALL-NBA TEAM

1971-72	Spencer Haywood (First Team)
1972-73	Spencer Haywood (First Team)
1973-74	Spencer Haywood (Second Team)
1974-75	Spencer Haywood (Second Team)
1979-80	Dennis Johnson (Second Team)
	Gus Williams (Second Team)
1981-82	Gus Williams (First Team)
1988-89	Dale Ellis (Third Team)
1993-94	Shawn Kemp (Second Team)
	Gary Payton (Third Team)
1994-95	Shawn Kemp (Second Team)
	Gary Payton (Second Team)
	Detlef Schrempf (Third Team)
1995-96	Shawn Kemp (Second Team)
	Gary Payton (Second Team)
1996-97	Gary Payton (Second Team)
1997-98	Gary Payton (First Team)
	Vin Baker (Second Team)
1998-99	Gary Payton (Second Team)
1999-00	Gary Payton (First Team)
2000-01	Gary Payton (Third Team)
2001-02	Gary Payton (Second Team)
2004-05	Ray Allen (Second Team)
2009-10	Kevin Durant (First Team)
2010-11	Kevin Durant (First Team)
	Russell Westbrook (Second Team)
2011-12	Kevin Durant (First Team)
	Russell Westbrook (Second Team)
2012-13	Kevin Durant (First Team)
	Russell Westbrook (Second Team)
2013-14	Kevin Durant (First Team)
2014-15	Russell Westbrook (Second Team)
2015-16	Russell Westbrook (First Team)
	Kevin Durant (Second Team)

### NBA ALL-DEFENSIVE TEAM

1975-76	Don "Slick" Watts (First Team)
1978-79	Dennis Johnson (First Team)
1979-80	Dennis Johnson (First Team)
1981-82	Lonnie Shelton (Second Team)
	Jack Sikma (Second Team)
1984-85	Danny Vranes (Second Team)
1993-94	Gary Payton (First Team)
	Nate McMillan (Second Team)
1994-95	Gary Payton (First Team)
	Nate McMillan (Second Team)
1995-96	Gary Payton (First Team)
1996-97	Gary Payton (First Team)
1997-98	Gary Payton (First Team)
1998-99	Gary Payton (First Team)
1999-00	Gary Payton (First Team)
2000-01	Gary Payton (First Team)
2001-02	Gary Payton (First Team)
2009-10	Thabo Sefolosha (Second Team)
2011-12	Serge Ibaka (First Team)

2012-13	Serge Ibaka (First Team)
2013-14	Serge Ibaka (First Team)

### NBA ALL-ROOKIE TEAM

1967-68	Bob Rule (First Team)
	Al Tucker (First Team)
1968-69	Art Harris (First Team)
1974-75	Tom Burleson (First Team)
1977-78	Jack Sikma (First Team)
1985-86	Xavier McDaniel (First Team)
1987-88	Derrick McKey (First Team)
1990-91	Gary Payton (Second Team)
2000-01	Desmond Mason (Second Team)
2001-02	Vladimir Radmanovic (Second Team)
2007-08	Kevin Durant (First Team)
	Jeff Green (First Team)
2008-09	Russell Westbrook (First Team)
2009-10	James Harden (Second Team)
2013-14	Steven Adams (Second Team)

### KIA NBA MOST VALUABLE PLAYER

2013-14	Kevin Durant
---------	--------------

### T-MOBILE NBA ROOKIE OF THE YEAR

2007-08	Kevin Durant
---------	--------------

### NBA DEFENSIVE PLAYER OF THE YEAR

1995-96	Gary Payton
---------	-------------

### NBA MOST IMPROVED PLAYER

1986-87	Dale Ellis
---------	------------

### KIA SIXTH MAN OF THE YEAR

2011-12	James Harden
---------	--------------

### NBA COACH OF THE YEAR

1986-87	Bernie Bickerstaff
2009-10	Scott Brooks

### NBA FINALS MOST VALUABLE PLAYER

1979	Dennis Johnson
------	----------------

### J. WALTER KENNEDY CITIZENSHIP AWARD

1975-76	Don "Slick" Watts
---------	-------------------

### ALL-STAR SATURDAY LONG-DISTANCE SHOOTOUT CHAMPION

1988-89	Dale Ellis
---------	------------

### NBA SLAM DUNK CHAMPION

2000-01	Desmond Mason
---------	---------------

### NBA EXECUTIVE OF THE YEAR

1982-83	Zollie Volchok
1993-94	Bob Whitsitt

### NBA SPORTSMANSHIP AWARD

1998-99	Hersey Hawkins
2002-03	Ray Allen

### SEASONLONG KIA COMMUNITY ASSIST AWARD

2014-15	Russell Westbrook
---------	-------------------

## LEAGUE LEADERS/ALL-STARS



### LEAGUE LEADERS

PLAYER	YEAR	CATEGORY	AVG/PCT
Lenny Wilkens	1969-70	Assists	9.1
Don "Slick" Watts	1975-76	Assists	8.1
Don "Slick" Watts	1975-76	Steals	3.18
Fred Brown	1979-80	Three-Point FG Pct.	.443
Dana Barros	1991-92	Three-Point FG Pct.	.446
Nate McMillan	1993-94	Steals	2.96
Gary Payton	1995-96	Steals	2.85
Dale Ellis	1997-98	Three-Point FG Pct.	.464
Brent Barry	2000-01	Three-Point FG Pct.	.476
Kevin Durant	2009-10	Points	30.1
Kevin Durant	2010-11	Points	27.7
Kevin Durant	2011-12	Points	28.0
Serge Ibaka	2011-12	Blocks	3.65
Kevin Durant	2012-13	Free Throw Pct.	.905
Serge Ibaka	2012-13	Blocks	3.03
Kevin Durant	2013-14	Points	32.0
Russell Westbrook	2014-15	Points	28.1

### NBA RECORD HOLDERS

PLAYER	DATE/SEASON	CATEGORY	RECORD
Nate McMillan	2/23/87	Assists	Tied rookie single-game record: 25
Dale Ellis	11/9/89	Minutes	Broke record for most minutes played in a single game: 69
Ray Allen	2005-06	Three-pointers made	Broke record for most three-pointers made in a season: 269

### ALL-STAR GAME PARTICIPANTS

1968	Walt Hazzard	1997	Shawn Kemp*, Gary Payton*, Detlef Schrempf
1969	Lenny Wilkens*	1998	Gary Payton*, Vin Baker
1970	Bob Rule, Lenny Wilkens		Coaches George Karl, Dwane Casey, Tim Grgurich,
1971	Lenny Wilkens#		Terry Stotts, Bob Weiss,
1972	Spencer Haywood*		Trainer Frank Furtado
1973	Spencer Haywood*	2000	Gary Payton
1974	Spencer Haywood*	2001	Gary Payton
1975	Spencer Haywood*	2002	Gary Payton
1976	Fred Brown		Trainer Mike Shimensky
1979	Dennis Johnson, Jack Sikma	2003	Gary Payton
	Coaches Lenny Wilkens,	2004	Ray Allen
	Les Habegger	2005	Ray Allen
	Dennis Johnson, Jack Sikma		Rashard Lewis
	Coaches Lenny Wilkens,	2006	Ray Allen
	Les Habegger,	2007	Ray Allen
	Trainer Frank Furtado	2010	Kevin Durant
1981	Paul Westphal*, Jack Sikma	2011	Kevin Durant*
1982	Lonnie Shelton*, Jack Sikma,		Russell Westbrook
	Gus Williams*		Kevin Durant*#
1983	David Thompson*, Jack Sikma,	2012	Russell Westbrook
	Gus Williams		Coaches Scott Brooks
1984	Jack Sikma		Maurice Cheeks, Rex Kalamian
1985	Jack Sikma		Mark Bryant, Brian Keefe
1987	Tom Chambers*#	2013	Kevin Durant*
	Trainer Frank Furtado		Russell Westbrook
1988	Xavier McDaniel	2014	Kevin Durant*
1989	Dale Ellis*		Coaches Scott Brooks
1993	Shawn Kemp		Rex Kalamian, Robert Pack,
1994	Shawn Kemp*, Gary Payton		Mark Bryant, Brian Keefe
	Coaches George Karl,	2015	Kevin Durant
	Bob Kloppenburg,		Russell Westbrook#
	Tim Grgurich, Terry Stotts	2016	Kevin Durant*
1995	Shawn Kemp*, Gary Payton		Russell Westbrook*#
	Detlef Schrempf		
1996	Shawn Kemp*, Gary Payton,		
	Coaches George Karl,		
	Dwane Casey, Tim Grgurich,		
	Terry Stotts, Bob Weiss		

\* Starter

# All-Star Game Most Valuable Player





# YEAR-BY-YEAR STATISTICAL LEADERS

## SCORING

MINIMUM 70 GAMES OR 1,400 POINTS

YEAR	PLAYER	G	PTS	AVG	YEAR	PLAYER	G	PTS	AVG
67-68	Walt Hazzard	79	1894	24.0	92-93	Ricky Pierce	77	1403	18.2
68-69	Bob Rule	82	1965	24.0	93-94	Shawn Kemp	79	1431	18.1
69-70	Bob Rule	80	1695	24.6	94-95	Gary Payton	82	1689	20.6
70-71	Lenny Wilkens	71	1403	19.8	95-96	Shawn Kemp	79	1550	19.6
71-72	Spencer Haywood	73	1914	26.2	96-97	Gary Payton	82	1785	21.8
72-73	Spencer Haywood	77	2251	29.2	97-98	Vin Baker	82	1574	19.2
73-74	Spencer Haywood	75	1761	23.5	98-99	Gary Payton	50	1084	21.7
74-75	Spencer Haywood	68	1525	22.4	99-00	Gary Payton	82	1982	24.2
75-76	Fred Brown	76	1757	23.1	00-01	Gary Payton	79	1823	23.1
76-77	Fred Brown	72	1236	17.2	01-02	Gary Payton	82	1815	22.1
77-78	Gus Williams	79	1431	18.1	02-03	Rashard Lewis	77	1396	18.1
78-79	Gus Williams	76	1457	19.2	03-04	Rashard Lewis	80	1421	17.8
79-80	Gus Williams	82	1816	22.1	04-05	Ray Allen	78	1867	23.9
80-81	Jack Sikma	82	1530	18.7	05-06	Ray Allen	78	1955	25.1
81-82	Gus Williams	80	1875	23.4	06-07	Ray Allen	55	1454	26.4
82-83	Gus Williams	80	1600	20.0	07-08	Kevin Durant	80	1624	20.3
83-84	Jack Sikma	82	1563	19.1	08-09	Kevin Durant	74	1871	25.3
84-85	Tom Chambers	81	1739	21.5	09-10	Kevin Durant	82	2472	30.1
85-86	Jack Sikma	80	1371	17.1	10-11	Kevin Durant	78	2161	27.7
86-87	Dale Ellis	82	2041	24.9	11-12	Kevin Durant	66	1850	28.0
87-88	Dale Ellis	75	1938	25.8	12-13	Kevin Durant	81	2280	28.1
88-89	Dale Ellis	82	2253	27.5	13-14	Kevin Durant	81	2593	32.0
89-90	Xavier McDaniel	69	1471	21.3	14-15	Russell Westbrook	67	1886	28.1
90-91	Derrick McKey	73	1115	15.3	15-16	Kevin Durant	72	2029	28.2
91-92	Ricky Pierce	78	1690	21.7					

## REBOUNDING

MINIMUM 70 GAMES OR 800 REBOUNDS

YEAR	PLAYER	G	REB	AVG	YEAR	PLAYER	G	REB	AVG
67-68	Tom Meschery	82	840	10.2	92-93	Shawn Kemp	78	833	10.7
68-69	Bob Rule	82	941	11.5	93-94	Shawn Kemp	79	851	10.8
69-70	Bob Rule	80	825	10.3	94-95	Shawn Kemp	82	893	10.9
70-71	Pete Cross	79	949	12.0	95-96	Shawn Kemp	79	904	11.4
71-72	Spencer Haywood	73	926	12.7	96-97	Shawn Kemp	81	807	10.0
72-73	Spencer Haywood	77	995	12.9	97-98	Vin Baker	82	656	8.0
73-74	Spencer Haywood	75	1007	13.4	98-99	Olden Polynice	50	488	8.9
74-75	Tom Burleson	82	572	7.0	99-00	Horace Grant	76	593	7.8
75-76	Tom Burleson	82	742	9.0	00-01	Patrick Ewing	79	585	7.4
76-77	Tom Burleson	82	551	6.7	01-02	Rashard Lewis	71	498	7.0
77-78	Marvin Webster	82	1035	12.6	02-03	Rashard Lewis	77	503	6.5
78-79	Jack Sikma	82	1013	12.4	03-04	Rashard Lewis	80	518	6.5
79-80	Jack Sikma	82	908	11.1	04-05	Reggie Evans	79	736	9.3
80-81	Jack Sikma	82	852	10.4	05-06	Rashard Lewis	78	390	5.0
81-82	Jack Sikma	82	1038	12.7	06-07	Nick Collison	82	666	8.1
82-83	Jack Sikma	75	856	11.4	07-08	Nick Collison	78	730	9.4
83-84	Jack Sikma	82	911	11.1	08-09	Jeff Geen	78	519	6.7
84-85	Tom Chambers	81	579	7.1	09-10	Kevin Durant	82	623	7.6
85-86	Jack Sikma	80	748	9.4	10-11	Serge Ibaka	82	622	7.6
86-87	Alton Lister	75	705	9.4	11-12	Kevin Durant	66	527	8.0
87-88	Alton Lister	82	627	7.6	12-13	Kevin Durant	81	640	7.9
88-89	Michael Cage	80	765	9.6	13-14	Serge Ibaka	81	709	8.8
89-90	Michael Cage	82	821	10.0	14-15	Steven Adams	70	523	7.5
90-91	Shawn Kemp	81	679	8.4	15-16	Enes Kanter	78	664	8.1
91-92	Michael Cage	82	728	8.9					

# YEAR-BY-YEAR STATISTICAL LEADERS



## ASSISTS

MINIMUM 70 GAMES OR 400 ASSISTS

YEAR	PLAYER	G	AST	AVG	YEAR	PLAYER	G	AST	AVG
67-68	Walt Hazzard	79	493	6.2	92-93	Nate McMillan	73	384	5.3
68-69	Lenny Wilkens	82	674	8.2	93-94	Gary Payton	82	494	6.0
69-70	Lenny Wilkens	75	683	9.1	94-95	Gary Payton	82	583	7.1
70-71	Lenny Wilkens	71	654	9.2	95-96	Gary Payton	81	608	7.5
71-72	Lenny Wilkens	80	766	9.6	96-97	Gary Payton	82	583	7.1
72-73	Fred Brown	79	438	5.5	97-98	Gary Payton	82	679	8.3
73-74	Fred Brown	82	414	5.1	98-99	Gary Payton	50	436	8.7
74-75	Don "Slick" Watts	82	499	6.1	99-00	Gary Payton	82	732	8.9
75-76	Don "Slick" Watts	82	661	8.1	00-01	Gary Payton	79	642	8.1
76-77	Don "Slick" Watts	79	630	8.0	01-02	Gary Payton	82	737	9.0
77-78	Gus Williams	79	294	3.7	02-03	Gary Payton	52	457	8.8
78-79	John Johnson	82	358	4.4	03-04	Antonio Daniels	71	298	4.2
79-80	John Johnson	81	424	5.2	04-05	Luke Ridnour	82	483	5.9
80-81	Vinnie Johnson	81	341	4.2	05-06	Luke Ridnour	79	550	7.0
81-82	Gus Williams	80	547	6.8	06-07	Earl Watson	77	437	5.7
82-83	Gus Williams	80	643	8.0	07-08	Earl Watson	78	531	6.8
83-84	Gus Williams	80	675	8.4	08-09	Russell Westbrook	82	435	5.3
84-85	Gerald Henderson	79	559	7.1	09-10	Russell Westbrook	82	652	8.0
85-86	Gerald Henderson	82	487	5.9	10-11	Russell Westbrook	82	670	8.2
86-87	Nate McMillan	71	583	8.2	11-12	Russell Westbrook	66	362	5.5
87-88	Nate McMillan	82	702	8.6	12-13	Russell Westbrook	82	607	7.4
88-89	Nate McMillan	75	696	9.3	13-14	Kevin Durant	81	445	5.5
89-90	Nate McMillan	82	598	7.3	14-15	Russell Westbrook	67	574	8.6
90-91	Gary Payton	82	528	6.4	15-16	Russell Westbrook	80	834	10.4
91-92	Gary Payton	81	506	6.2					

## MINUTES PLAYED

MINIMUM 70 GAMES OR 2,000 MINUTES

YEAR	PLAYER	G	MIN	AVG	YEAR	PLAYER	G	MIN	AVG
67-68	Tom Meschery	82	2857	34.8	92-93	Shawn Kemp	78	2582	33.1
68-69	Lenny Wilkens	82	3463	42.2	93-94	Gary Payton	82	2881	35.1
69-70	Bob Rule	80	2959	37.0	94-95	Gary Payton	82	3015	36.8
70-71	Lenny Wilkens	71	2641	37.2	95-96	Gary Payton	81	3162	39.0
71-72	Spencer Haywood	73	3167	43.4	96-97	Gary Payton	82	3213	39.2
72-73	Spencer Haywood	77	3259	42.3	97-98	Gary Payton	82	3145	38.4
73-74	Spencer Haywood	75	3038	40.5	98-99	Gary Payton	50	2008	40.2
74-75	Spencer Haywood	68	2529	37.2	99-00	Gary Payton	82	3425	41.8
75-76	Don "Slick" Watts	82	2776	33.8	00-01	Gary Payton	79	3244	41.1
76-77	Don "Slick" Watts	79	2627	33.3	01-02	Gary Payton	82	3301	40.3
77-78	Marvin Webster	82	2910	35.5	02-03	Gary Payton	52	2123	40.8
78-79	Jack Sikma	82	2958	36.1	03-04	Rashard Lewis	80	2931	36.6
79-80	Dennis Johnson	81	2937	36.3	04-05	Ray Allen	78	3064	39.3
80-81	Jack Sikma	82	2920	35.6	05-06	Ray Allen	76	3022	38.3
81-82	Jack Sikma	82	3049	37.2	06-07	Ray Allen	55	2219	40.3
82-83	Gus Williams	80	2761	34.6	07-08	Kevin Durant	80	2768	34.6
83-84	Jack Sikma	82	2993	36.5	08-09	Kevin Durant	74	2885	39.0
84-85	Tom Chambers	81	2923	36.1	09-10	Kevin Durant	82	3239	39.5
85-86	Jack Sikma	80	2790	34.9	10-11	Kevin Durant	78	3038	38.9
86-87	Dale Ellis	82	3073	37.5	11-12	Kevin Durant	66	2546	38.6
87-88	Dale Ellis	75	2790	37.2	12-13	Kevin Durant	81	3119	38.5
88-89	Dale Ellis	82	3193	38.9	13-14	Kevin Durant	81	3122	38.5
89-90	Xavier McDaniel	69	2432	35.2	14-15	Russell Westbrook	67	2302	34.4
90-91	Derrick McKey	73	2503	34.3	15-16	Russell Westbrook	80	2750	34.4
91-92	Ricky Pierce	78	2658	34.1					



# YEAR-BY-YEAR STATISTICAL LEADERS

## STEALS

MINIMUM 70 GAMES OR 125 STEALS

YEAR	PLAYER	G	ST	AVG
73-74	Fred Brown	82	136	1.66
74-75	Don "Slick" Watts	82	190	2.32
75-76	Don "Slick" Watts	82	261	3.18
76-77	Don "Slick" Watts	79	214	2.71
77-78	Gus Williams	79	185	2.34
78-79	Gus Williams	76	158	2.10
79-80	Gus Williams	82	200	2.44
80-81	Fred Brown	78	88	1.13
81-82	Gus Williams	80	172	2.15
82-83	Gus Williams	80	182	2.28
83-84	Gus Williams	80	189	2.36
84-85	Gerald Henderson	79	140	1.77
85-86	Gerald Henderson	82	138	1.68
86-87	Nate McMillan	71	125	1.76
87-88	Nate McMillan	82	169	2.06
88-89	Nate McMillan	75	156	2.08
89-90	Nate McMillan	82	140	1.71
90-91	Gary Payton	82	165	2.01
91-92	Gary Payton	81	165	2.04
92-93	Nate McMillan	73	173	2.37
93-94	Nate McMillan	73	216	2.96
94-95	Gary Payton	82	204	2.49

## BLOCKED SHOTS

MINIMUM 70 GAMES OR 100 BLOCKED SHOTS

YEAR	PLAYER	G	BS	AVG
73-74	Spencer Haywood	75	106	1.41
74-75	Tom Burleson	82	153	1.87
75-76	Tom Burleson	82	150	1.83
76-77	Mike Green	76	129	1.70
77-78	Marvin Webster	82	162	1.98
78-79	Dennis Johnson	80	97	1.21
79-80	Dennis Johnson	81	82	1.01
80-81	James Bailey	82	143	1.74
81-82	James Donaldson	82	139	1.70
82-83	James Donaldson	82	101	1.23
83-84	Jack Sikma	82	92	1.12
84-85	Jack Sikma	68	91	1.34
85-86	Jack Sikma	80	73	0.91
86-87	Alton Lister	75	180	2.40
87-88	Alton Lister	82	139	1.70
88-89	Alton Lister	82	180	2.20
89-90	Derrick McKey	80	81	1.01
90-91	Shawn Kemp	81	123	1.52
91-92	Shawn Kemp	64	124	1.94
92-93	Shawn Kemp	78	146	1.87
93-94	Shawn Kemp	79	166	2.10
94-95	Shawn Kemp	82	122	1.49

YEAR	PLAYER	G	ST	AVG
95-96	Gary Payton	81	231	2.85
96-97	Gary Payton	82	197	2.40
97-98	Gary Payton	82	185	2.26
98-99	Gary Payton	50	109	2.18
99-00	Gary Williams	82	153	1.87
00-01	Gary Payton	79	127	1.61
01-02	Brent Barry	81	147	1.81
02-03	Brent Barry	75	113	1.51
03-04	Rashard Lewis	80	99	1.24
04-05	Luke Ridnour	82	94	1.15
05-06	Luke Ridnour	79	123	1.56
06-07	Earl Watson	77	99	1.29
07-08	Kevin Durant	80	78	0.98
08-09	Russell Westbrook	82	110	1.34
09-10	Kevin Durant	82	112	1.37
10-11	Russell Westbrook	82	155	1.89
11-12	Russell Westbrook	66	112	1.70
12-13	Russell Westbrook	82	145	1.77
13-14	Kevin Durant	81	103	1.27
14-15	Russell Westbrook	67	140	2.09
15-16	Russell Westbrook	80	163	2.04

YEAR	PLAYER	G	BS	AVG
95-96	Shawn Kemp	79	127	1.61
96-97	Jim McIlvaine	82	164	2.00
97-98	Jim McIlvaine	78	137	1.76
98-99	Vin Baker	34	34	1.00
99-00	Vin Baker	79	66	0.84
00-01	Patrick Ewing	79	91	1.15
01-02	Rashard Lewis	71	40	0.56
02-03	Predrag Drobnjak	82	38	0.46
03-04	Calvin Booth	71	101	1.42
04-05	Jerome James	80	111	1.39
05-06	Rashard Lewis	78	50	0.64
06-07	Nick Collison	82	66	0.80
07-08	Kevin Durant	80	75	0.94
08-09	Kevin Durant	74	53	0.72
09-10	Serge Ibaka	73	97	1.33
10-11	Serge Ibaka	82	198	2.41
11-12	Serge Ibaka	66	241	3.65
12-13	Serge Ibaka	80	243	3.03
13-14	Serge Ibaka	81	219	2.70
14-15	Serge Ibaka	64	155	2.42
15-16	Serge Ibaka	78	148	1.90

# YEAR-BY-YEAR STATISTICAL LEADERS



## FIELD GOAL PERCENTAGE

MINIMUM 250 FG MADE

YEAR	PLAYER	FG	FGA	PCT
67-68	Bob Rule	568	1162	.489
68-69	Bob Rule	776	1655	.469
69-70	Dick Snyder	456	863	.528
70-71	Dick Snyder	645	1215	.531
71-72	Dick Snyder	496	937	.529
72-73	Jim Fox	316	613	.515
73-74	Dick Snyder	572	1189	.481
74-75	Archie Clark	455	919	.495
75-76	Fred Brown	742	1522	.488
76-77	Fred Brown	534	1114	.479
77-78	Marvin Webster	427	851	.502
78-79	Lonnie Shelton	446	859	.519
79-80	Lonnie Shelton	425	802	.530
80-81	Vinnie Johnson	419	785	.534
81-82	James Donaldson	255	419	.609
82-83	James Donaldson	289	496	.583
83-84	Danny Vranes	258	495	.521
84-85	Tim McCormick	269	483	.557
85-86	Tim McCormick	253	444	.570
86-87	Dale Ellis	785	1530	.516
87-88	Dale Ellis	764	1519	.503
88-89	Derrick McKey	487	970	.502
89-90	Sedale Threatt	303	599	.506
90-91	Sedale Threatt	433	835	.519
91-92	Michael Cage	307	542	.566

## FREE THROW PERCENTAGE

MINIMUM 125 FT MADE

YEAR	PLAYER	FT	FTA	PCT
67-68	Bob Weiss	213	254	.838
68-69	Lenny Wilkens	547	710	.770
69-70	Bob Boozer	263	320	.822
70-71	Dick Snyder	302	361	.837
71-72	Dick Snyder	218	259	.842
72-73	Dick Snyder	186	216	.861
73-74	Dick Snyder	194	224	.866
74-75	Archie Clark	161	193	.834
75-76	Fred Brown	273	314	.869
76-77	Fred Brown	168	190	.884
77-78	Fred Brown	176	196	.898
78-79	Fred Brown	183	206	.888
79-80	Jack Sikma	235	292	.805
80-81	Fred Brown	173	208	.832
81-82	Jack Sikma	447	523	.855
82-83	Jack Sikma	400	478	.837
83-84	Jack Sikma	411	480	.856
84-85	Jack Sikma	335	393	.852
85-86	Jack Sikma	355	411	.864
86-87	Tom Chambers	535	630	.849
87-88	Tom Chambers	419	519	.807
88-89	Dale Ellis	377	462	.816
89-90	Sedale Threatt	130	157	.828
90-91	Ricky Pierce	148	160	.925
91-92	Ricky Pierce	417	455	.916

YEAR	PLAYER	FG	FGA	PCT
92-93	Derrick McKey	387	780	.496
93-94	Shawn Kemp	533	990	.538
94-95	Shawn Kemp	545	997	.547
95-96	Shawn Kemp	526	937	.561
96-97	Shawn Kemp	526	1032	.510
97-98	Vin Baker	631	1164	.542
98-99	Detlef Schrempf	259	549	.472
99-00	Ruben Patterson	354	661	.536
00-01	Ruben Patterson	370	749	.494
01-02	Brent Barry	401	790	.508
02-03	Brent Barry	264	577	.458
03-04	Ray Allen	447	1017	.440
04-05	Rashard Lewis	532	1151	.462
05-06	Rashard Lewis	538	1151	.467
06-07	Chris Wilcox	433	819	.529
07-08	Chris Wilcox	334	638	.524
08-09	Kevin Durant	661	1390	.476
09-10	Nenad Krstic	281	560	.502
10-11	Serge Ibaka	335	617	.543
11-12	Serge Ibaka	262	490	.535
12-13	Serge Ibaka	446	778	.595
13-14	Serge Ibaka	524	978	.536
14-15	Serge Ibaka	374	786	.476
15-16	Steven Adams	261	426	.613



## YEAR-BY-YEAR STATISTICS

Year	G	FGM	FGA	PCT	3FGM	3FGA	PCT	FTM	FTA	PCT	REB	AST	STL	TO	BS	PTS	AVG
67-68	82	3772	8593	.439	---	---	---	2188	3042	.719	5338	1998	---	---	---	9732	118.7
68-69	82	3543	8149	.435	---	---	---	2105	2979	.707	4498	1927	---	---	---	9191	112.1
69-70	82	3709	8029	.462	---	---	---	2171	2851	.761	4312	2214	---	---	---	9589	116.9
70-71	82	3664	8034	.456	---	---	---	2101	2790	.753	4456	2049	---	---	---	9429	115.0
71-72	82	3461	7457	.464	---	---	---	2035	2659	.765	4123	1976	---	---	---	8957	109.2
72-73	82	3447	7681	.449	---	---	---	1606	2080	.772	4161	1958	---	---	---	8500	103.7
73-74	82	3584	8056	.445	---	---	---	1606	2095	.767	4029	2106	689	1622	294	8774	107.0
74-75	82	3488	7653	.456	---	---	---	1475	1970	.749	3721	1997	837	1610	378	8451	103.1
75-76	82	3542	7730	.458	---	---	---	1642	2309	.711	3715	1935	866	1615	355	8726	106.4
76-77	82	3439	7639	.450	---	---	---	1646	2386	.690	3788	1772	932	1759	503	8524	104.0
77-78	82	3445	7715	.447	---	---	---	1675	2352	.712	4057	1799	782	1636	429	8565	104.5
78-79	82	3504	7484	.468	---	---	---	1732	2298	.754	3901	1973	690	1586	398	8740	106.6
79-80	82	3554	7565	.470	59	189	.312	1730	2253	.768	3930	2043	750	1496	428	8897	108.5
80-81	82	3343	7145	.468	32	117	.274	1813	2376	.763	3601	1945	628	1524	438	8531	104.0
81-82	82	3505	7178	.488	38	153	.248	1747	2362	.740	3647	2103	691	1351	460	8795	107.3
82-83	82	3597	7277	.494	29	138	.210	1796	2459	.730	3721	2278	677	1533	437	9019	110.0
83-84	82	3460	7083	.488	27	140	.193	1918	2460	.780	3396	2233	636	1360	350	8865	108.1
84-85	82	3277	6910	.474	45	185	.243	1777	2305	.771	3306	2185	649	1493	343	8376	102.1
85-86	82	3335	7059	.472	79	300	.263	1815	2331	.779	3401	1977	745	1435	295	8564	104.4
86-87	82	3593	7451	.482	191	571	.335	1948	2571	.758	3768	2184	705	1509	450	9325	113.7
87-88	82	3544	7443	.476	221	638	.346	1826	2442	.748	3627	2146	775	1376	447	9135	111.4
88-89	82	3564	7478	.477	293	774	.379	1775	2379	.746	3635	2083	864	1403	494	9196	112.1
89-90	82	3466	7243	.479	231	650	.355	1606	2167	.741	3578	1874	701	1336	335	8769	106.9
90-91	82	3500	7117	.492	136	427	.319	1608	2143	.750	3395	2042	861	1404	380	8744	106.6
91-92	82	3380	7128	.474	205	647	.317	1772	2263	.783	3539	1877	775	1323	448	8737	106.5

## YEAR-BY-YEAR STATISTICS



Year	G	FGM	FGA	PCT	3FGM	3FGA	PCT	FTM	FTA	PCT	REB	AST	STL	TO	BS	PTS	AVG
92-93	82	3473	7140	.486	218	610	.357	1720	2259	.761	3476	1906	944	1267	409	8884	108.3
93-94	82	3338	6901	.484	242	722	.335	1769	2374	.745	3381	2112	1053	1262	365	8687	105.9
94-95	82	3310	6741	.491	491	1305	.376	1944	2564	.758	3405	2115	917	1295	392	9055	110.4
95-96	82	3074	6401	.480	581	1596	.364	1843	2424	.760	3403	1999	882	1441	393	8572	104.5
96-97	82	2995	6415	.467	559	1583	.353	1725	2295	.752	3281	1931	904	1231	388	8274	100.9
97-98	82	3052	6458	.473	621	1569	.396	1521	2109	.721	3156	1986	804	1145	376	8246	100.6
98-99	50	1756	3976	.442	309	899	.344	922	1354	.681	2098	1087	393	765	201	4743	94.9
99-00	82	3108	6946	.447	546	1611	.339	1363	1960	.695	3525	1878	657	1152	345	8125	99.1
00-01	82	3029	6649	.456	466	1169	.399	1454	1986	.732	3421	1792	657	1252	409	7978	97.3
01-02	82	3131	6681	.469	489	1292	.378	1263	1672	.755	3301	1926	698	1124	364	8014	97.7
02-03	82	2887	6599	.437	456	1291	.353	1325	1780	.744	3348	1775	679	1085	295	7555	92.1
03-04	82	2939	6590	.446	723	1936	.373	1363	1782	.765	3225	1782	661	1188	387	7964	97.1
04-05	82	2882	6498	.444	666	1824	.365	1683	2131	.790	3352	1487	553	1113	338	8113	98.9
05-06	82	3077	6711	.459	605	1631	.371	1652	2104	.785	3246	1696	622	1208	306	8411	102.6
06-07	82	3047	6628	.460	525	1451	.362	1511	1911	.791	3250	1695	631	1268	301	8130	99.1
07-08	82	3125	7032	.444	313	939	.333	1436	1866	.770	3659	1748	531	1310	400	7999	97.5
08-09	82	2999	6716	.447	328	949	.346	1626	2069	.786	3469	1663	608	1330	371	7952	97.0
09-10	82	3063	6629	.462	418	1229	.340	1778	2210	.805	3567	1639	654	1227	481	8322	101.5
10-11	82	3066	6609	.464	487	1403	.347	1977	2401	.823	3507	1672	654	1156	487	8596	104.8
11-12	66	2462	5228	.471	472	1317	.358	1406	1744	.806	2883	1224	498	1079	539	6802	103.1
12-13	82	3126	6504	.481	598	1588	.377	1819	2196	.828	3579	1753	679	1253	624	8669	105.7
13-14	82	3194	6782	.471	664	1839	.361	1653	2052	.806	3668	1794	678	1256	501	8705	106.2
14-15	82	3184	7119	.447	632	1864	.339	1524	2020	.754	3896	1681	598	1205	454	8524	104.0
15-16	82	3372	7082	.476	678	1946	.348	1616	2067	.782	3987	1883	603	1305	487	9038	110.2



## ALL-TIME HIGH PERFORMANCES

### ALL-TIME SEASON-HIGH TEAM PERFORMANCES

Points	9,732	1967-68	Avg. 118.7
Field Goals Made	3,772	1967-68	Avg. 46.0
Field Goals Attempted	8,593	1967-68	Avg. 104.8
Field Goal Percentage	.494	1982-83	
Three-Point Field Goals Made	723	2003-04	Avg. 8.8
Three-Point Field Goals Attempted	1,946	2015-16	Avg. 23.7
Three-Point Field Goal Percentage	.399	2000-01	
Free Throws Made	2,171	1969-70	Avg. 26.5
Free Throws Attempted	3,042	1967-68	Avg. 37.1
Free Throw Percentage	.828	2012-13	
Offensive Rebounds	1,456	1977-78	Avg. 17.8
Defensive Rebounds	2,916	2015-16	Avg. 35.6
Total Rebounds	5,338	1967-68	Avg. 65.1
Assists	2,278	1982-83	Avg. 27.8
Steals	1,053	1993-94	Avg. 12.8
Blocked Shots	624	2012-13	Avg. 7.61
Most Turnovers	1,759	1976-77	Avg. 21.5
Fewest Turnovers	1,085	2002-03	Avg. 13.2
Personal Fouls	2,380	1987-88	Avg. 29.0
Disqualifications	54	1968-69	

### ALL-TIME SEASON-HIGH INDIVIDUAL PERFORMANCES

Points	2,593	Kevin Durant	2013-14
Scoring Average	32.0	Kevin Durant	2013-14
Field Goals Made	889	Spencer Haywood	1972-73
Field Goals Attempted	1,868	Spencer Haywood	1972-73
Field Goal Percentage	.613	Steven Adams	2015-16
Three-Point Field Goals Made	269	Ray Allen	2005-06
Three-Point Field Goals Attempted	653	Ray Allen	2005-06
Three-Point Field Goal Percentage	.514	Detlef Schrempf	1994-95
Free Throws Made	756	Kevin Durant	2009-10
Free Throws Attempted	840	Kevin Durant	2009-10
Free Throw Percentage	.925	Ricky Pierce	1990-91
Offensive Rebounds	361	Marvin Webster	1977-78
Defensive Rebounds	815	Jack Sikma	1981-82
Total Rebounds	1,038	Jack Sikma	1981-82
Average Rebounds	13.4	Spencer Haywood	1973-74
Assists	834	Russell Westbrook	2015-16
Average Assists	10.4	Russell Westbrook	2015-16
Steals	261	Don "Slick" Watts	1975-76
Average Steals	3.18	Don "Slick" Watts	1975-76
Blocked Shots	242	Serge Ibaka	2012-13
Average Blocked Shots	3.65	Serge Ibaka	2011-12
Minutes Played	3,463	Lenny Wilkens	1968-69
Average Minutes Played	43.4	Spencer Haywood	1971-72

### MISCELLANEOUS INDIVIDUAL RECORDS

Most Consecutive Free Throws Made:	75	Ricky Pierce	11/15/91 to 12/11/91
Most Consecutive Field Goals Made in a Game:	14	Gary Payton	1/4/95 at Cleveland
Most Consecutive Field Goals Made:	17	Lonnie Shelton	3/15/79 to 3/17/79





## ALL-TIME PLAYOFF RECORDS



## OKLAHOMA CITY ERA TEAM PLAYOFF RECORDS

### Thunder Records

#### MOST POINTS SCORED:

Game:	133	Golden State	5/22/16
Half:	133	at Memphis (3OT)	5/9/11
Quarter:	73	at Dallas	4/21/16
Quarter:	45	Golden State	5/22/16

#### FIELD GOALS MADE:

Game:	46	Golden State	5/22/16
Half:	28	Dallas	5/23/11
Quarter:	17	Golden State	5/22/16

#### FIELD GOALS ATTEMPTED:

Game:	95	at Memphis (3OT)	5/9/11
Half:	51	LA Lakers	5/21/12
Quarter:	27	LA Lakers	5/21/12

#### FREE THORWS MADE:

Game:	42	at Memphis (3OT)	5/9/11
Half:	42	LA Lakers	4/24/10
Quarter:	27	at Dallas	5/17/11
Quarter:	15	Golden State	5/24/16
Quarter:	15	at Dallas	5/17/11
Quarter:	15	at Memphis	5/9/11

#### FREE THROWS ATTEMPTED:

Game:	50	at Memphis (3OT)	5/9/11
Half:	31	at Dallas	5/17/11
Quarter:	20	Golden State	5/24/16

#### THREE-POINT FIELD GOALS MADE:

Game:	15	at Dallas	4/21/16
-------	----	-----------	---------

#### REBOUNDS:

Game:	62	at Memphis (3OT)	5/9/11
Half:	34	Dallas	5/23/11
Quarter:	23	Lakers	5/21/12

#### ASSISTS:

Game:	28	Houston	4/21/13
Half:	16	at Dallas	4/21/16
Quarter:	10	at LA Clippers	5/9/14

#### STEALS:

Game:	16	Golden State	5/24/16
Half:	9	Golden State	5/24/16
Quarter:	9	at San Antonio	5/27/12
Quarter:	6	Golden State	5/24/16
Quarter:	6	at Miami	6/17/12
Quarter:	6	at San Antonio	6/4/12

#### BLOCKS:

Game:	17	at L.A. Lakers	4/20/10
Half:	10	Houston	5/1/13
Quarter:	8	Houston	5/1/13

#### TURNOVERS:

Game:	26	Dallas	5/23/11
Half:	13	at Memphis	4/26/14
Low Game:	13	Dallas	5/23/11
Low Half:	4	LA Lakers	5/14/12
Low Half:	1	LA Lakers	5/14/12
Low Half:	1	Memphis	4/21/14

### Opponent Records

#### MOST POINTS SCORED:

Game:	124	at San Antonio	4/30/16
Half:	73	at San Antonio	4/30/16
Quarter:	43	at San Antonio	4/30/16

#### FIELD GOALS MADE:

Game:	51	at San Antonio	4/30/16
Half:	29	at San Antonio	4/30/16
Quarter:	29	at San Antonio	5/19/14
Quarter:	18	at San Antonio	4/30/16

#### FIELD GOALS ATTEMPTED:

Game:	111	at Memphis (3OT)	5/9/11
Half:	49	Houston	4/24/13
Quarter:	28	Houston	4/24/13

#### FREE THORWS MADE:

Game:	41	at LA Lakers	5/18/12
Half:	26	at LA Lakers	5/18/12
Quarter:	17	at LA Lakers	5/18/12

#### FREE THROWS ATTEMPTED:

Game:	45	at Denver	4/23/11
Half:	30	at Denver	4/23/11
Quarter:	20	at Denver	4/23/11

#### THREE-POINT FIELD GOALS MADE:

Game:	21	Golden State	5/28/16
-------	----	--------------	---------

#### REBOUNDS:

Game:	64	at Memphis (3OT)	5/9/11
Half:	31	Houston	4/24/13
Quarter:	31	Memphis	5/7/11
Quarter:	31	LA Lakers	4/20/10 (2nd)
Quarter:	31	LA Lakers	4/20/10 (1st)
Quarter:	17 (7x)	MR: Houston	4/24/13

#### ASSISTS:

Game:	39	at San Antonio	4/30/16
Half:	22	at San Antonio	4/30/16
Quarter:	13	at San Antonio	4/30/16

#### STEALS:

Game:	15	Dallas (OT)	5/23/11
Half:	9	Dallas	5/23/11
Quarter:	6	Denver	4/22/11
Quarter:	6	at LA Lakers	4/27/10

#### BLOCKS:

Game:	12	at Houston	4/27/13
Half:	7	at L.A. Lakers	4/27/10
Quarter:	5	at Houston	4/27/13
Quarter:	5	at L.A. Lakers	4/27/10

#### TURNOVERS:

Game:	22	at Houston	4/29/13
Half:	13	Golden State	5/24/16
Low Game:	13	at San Antonio	5/27/12
Low Game:	13	San Antonio	5/31/12
Low Half:	6	Memphis	4/19/14
Low Half:	6	at LA Clippers	5/9/14
Low Half:	1	Memphis	4/19/14

## OKLAHOMA CITY ERA INDIVIDUAL PLAYOFF RECORDS



### Thunder Records

#### POINTS:

Game:	43	Russell Westbrook at Miami	6/19/12
Half:	28	Kevin Durant vs. San Antonio	6/2/12
Quarter:	18	Kevin Durant vs. Houston	5/1/13
Quarter:	18	Kevin Durant vs. San Antonio	6/2/12

#### REBOUNDS:

Game:	19	Kevin Durant vs. LA Lakers	4/22/10
Half:	12	Kevin Durant at LA Clippers	5/15/14
Quarter:	12	Kevin Durant vs. Dallas	5/23/11
Quarter:	8	Kevin Durant at LA Clippers	5/15/14
Quarter:	8	Kevin Durant vs. Dallas	5/23/11

#### ASSISTS:

Game:	16	Russell Westbrook vs. Memphis	5/3/14
Half:	8	Russell Westbrook at LA Clippers	5/15/14
Quarter:	8	Russell Westbrook vs. Memphis	5/3/14
Quarter:	7	Russell Westbrook at LA Clippers	5/15/14

#### STEALS:

Game:	6	Russell Westbrook vs. San Antonio	5/31/14
Half:	4 (3x)	MR: Russell Westbrook vs. San Antonio	5/31/14
Quarter:	4	Thabo Sefolosha vs. San Antonio	5/31/12
Quarter:	4	Thabo Sefolosha vs. San Antonio	5/27/12

#### BLOCKS:

Game:	9	Serge Ibaka vs. Denver	4/27/11
Half:	5	Serge Ibaka vs. LA Lakers	5/16/12
Quarter:	5	Serge Ibaka vs. Denver	4/27/11
Quarter:	5	Serge Ibaka vs. Denver	4/27/11

#### FIELD GOALS MADE:

Game:	20	Russell Westbrook at Miami	6/19/12
Half:	11	Russell Westbrook at Miami	6/19/12
Quarter:	11	Kevin Durant vs. San Antonio	6/2/12
Quarter:	7	Russell Westbrook at Miami	6/19/12
Quarter:	7	Kevin Durant vs. San Antonio	6/2/12

#### FIELD GOALS ATTEMPTED:

Game:	33	Russell Westbrook at Memphis	5/9/11
Half:	18	Russell Westbrook vs Houston	4/24/13
Quarter:	18	Russell Westbrook at Denver	4/25/11
Quarter:	11	Kevin Durant vs. Houston	4/24/13
Quarter:	11	Russell Westbrook at Denver	4/25/10

#### FREE THROWS MADE:

Game:	18	Kevin Durant at Dallas	5/17/11
Half:	14	Kevin Durant at Dallas	5/17/11
Quarter:	8	Kevin Durant at Dallas	5/17/11

#### FREE THROWS ATTEMPTED:

Game:	19	Kevin Durant at Dallas	5/17/11
Half:	14	Kevin Durant at Dallas	5/17/11
Quarter:	9	Kevin Durant vs. Houston	5/1/13

### Opponent Records

#### POINTS:

Game:	48	Dirk Nowitzki at Dallas	5/17/11
Half:	27	Dirk Nowitzki at Dallas	5/17/11
Quarter:	17	Tony Parker vs. San Antonio	6/6/12
Quarter:	17	Dirk Nowitzki vs. Dallas	5/23/11
Quarter:	17	Dirk Nowitzki at Dallas	5/17/11

#### REBOUNDS:

Game:	21	Marc Gasol at Memphis (3OT)	5/9/11
Half:	21	Zach Randolph at Memphis (OT)	5/7/11
Quarter:	14	Marc Gasol at Memphis	5/9/11
Quarter:	10	Marc Gasol at Memphis	5/9/11

#### ASSISTS:

Game:	16	Chris Paul at LA Clippers	5/9/14
Half:	10	Tony Parker vs. San Antonio	6/6/12
Quarter:	6	Lebron James at Miami	6/21/12

#### STEALS:

Game:	7	Jason Kidd vs. Dallas	4/28/12
Half:	5	Jason Kidd vs. Dallas	4/28/12
Quarter:	3 (7x)	MR: Marc Gasol vs. Memphis	5/3/14

#### BLOCKS:

Game:	5	Tim Duncan vs. San Antonio	5/31/12
Half:	5	Marc Gasol vs. Memphis	5/3/11
Quarter:	4	Tim Duncan vs. San Antonio	5/31/12
Quarter:	2 (29x)	MR: James Harden at Houston	5/3/13

#### FIELD GOALS MADE:

Game:	18	Kobe Bryant vs. LA Lakers	5/21/12
Half:	10	Kobe Bryant vs. LA Lakers	5/21/12
Quarter:	7	Tony Parker vs. San Antonio	6/6/12
Quarter:	7	Dirk Nowitzki at Dallas	5/19/11

#### FIELD GOALS ATTEMPTED:

Game:	33	Kobe Bryant vs. LA Lakers	5/21/12
Half:	18	Kobe Bryant vs. LA Lakers	5/21/12
Quarter:	11	Dwayne Wade at Miami	6/17/12
Quarter:	11	Kobe Bryant vs. LA Lakers	5/14/12

#### FREE THROWS MADE:

Game:	24	Dirk Nowitzki at Dallas	5/17/11
Half:	19	Dirk Nowitzki at Dallas	5/17/11
Quarter:	13	Dirk Nowitzki at Dallas	5/17/11

#### FREE THROWS ATTEMPTED:

Game:	24	Dirk Nowitzki at Dallas	5/17/11
Half:	19	Dirk Nowitzki at Dallas	5/17/11
Quarter:	16	Omer Asik vs. Houston	5/1/13



## ALL-TIME THUNDER POSTSEASON RECORDS

### MOST POINTS SCORED:

Game:	133	Golden State	5/22/16
	133	at Memphis (3OT)	5/9/11
Half:	73	at Dallas	4/21/16
Quarter:	45	Golden State	5/22/16

### FEWEST POINTS SCORED:

Game:	68	L.A. Lakers	5/6/98
Half:	26	at San Antonio	5/3/02
Quarter:	10	2 times, MR at MEM	5/7/11

### FIELD GOALS MADE:

Game:	52	at Dallas	4/23/87
Half:	29	Houston	4/21/82
Quarter:	17	Golden State	5/22/16
Fewest Game:	25	L.A. Lakers	5/6/98

### FIELD GOALS ATTEMPTED:

Game:	107	at Dallas	4/23/87
Half:	63	at Dallas	4/23/87
Quarter:	35	Milwaukee	4/15/80
Fewest Game:	53	at Utah	5/26/96

### FIELD GOAL PERCENTAGE:

Highest:	.615	Golden State	4/28/92
Lowest:	.318	L.A. Lakers	4/29/95

### FREE THROWS MADE:

Game:	47	at Denver	5/5/78
Half:	32	Portland	4/2/80
Quarter:	20	Phoenix	5/17/79
Fewest Game:	5	at San Antonio	5/21/14

### FREE THROWS ATTEMPTED:

Game:	62	at Denver	5/5/78
Half:	36	Portland	4/2/80
Quarter:	25	at Phoenix	5/17/79
Fewest Game:	9	at Utah	5/6/93

### FREE THROW PERCENTAGE:

Highest:	1.000	at Houston	5/3/13
Lowest:	.478	at Washington	5/20/79

### REBOUNDS:

Game:	71	Portland	4/23/78
Half:	37	at Dallas	4/24/84
Quarter:	23	LA Lakers	5/21/12
Fewest Game:	25	at Denver	5/2/94
	25	at Phoenix	6/1/93

### ASSISTS:

Game:	38	Houston	5/14/87
Half:	24	Houston	4/21/82
Quarter:	14	Houston	4/21/82
Fewest Game:	10	at Chicago	6/7/96

### PERSONAL FOULS:

Game:	38	at Phoenix	6/5/93
	38	at Denver	5/5/78

### DISQUALIFICATIONS:

Game	3	at Phoenix	6/5/93
	3	Washington	5/29/79
	3	Denver	5/12/78

### STEALS:

Game:	18	at Golden State	4/16/75
Fewest Game:	1	at LA Clippers	5/9/14

### BLOCKS:

Games:	17	at L.A. Lakers	4/20/10
Half:	10	Houston	5/1/13
Fewest Game:	1	16 times, MR: MEM	5/3/14

### TURNOVERS:

Game:	31	at Phoenix	5/6/79
Half:	18	at Phoenix	4/18/76
Quarter:	11	at Phoenix	5/8/79
	11	at Phoenix	4/20/76
	11	at Golden State	4/16/75
Fewest Game:	4	LA Lakers	5/14/12

## ALL-TIME OPPONENT POSTSEASON RECORDS



### MOST POINTS SCORED:

Game:	151	at Dallas	4/23/87
Half:	77	at Dallas	4/23/87
Quarter:	43	at San Antonio	4/30/16
	43	at Dallas	4/23/87

### FEWEST POINTS SCORED:

Game:	70	Dallas	4/16/16
Half:	29	L.A. Lakers	4/27/96
Quarter:	10	Houston	4/25/82

### FIELD GOALS MADE:

Game:	59	at Dallas	4/23/87
Half:	31	at Dallas	4/23/87
Quarter:	18	at San Antonio	4/30/16
Fewest Game:	21	Phoenix	4/27/97

### FIELD GOALS ATTEMPTED:

Game:	114	at Golden State	4/22/75
Half:	62	at Golden State	4/22/75
Quarter:	32	at Golden State	4/22/75
Fewest Game:	64	L.A. Lakers	5/12/98

### FIELD GOAL PERCENTAGE:

Highest:	.615	at Phoenix	4/27/76
Lowest:	.269	Phoenix	4/27/97

### FREE THROWS MADE:

Game:	57	at Phoenix	6/5/93
Half:	39	at Phoenix	6/5/93
Quarter:	24	at Phoenix	6/5/93
Fewest Game:	5	at Golden State	5/30/16

### FREE THROWS ATTEMPTED:

Game:	64	at Phoenix	6/5/93
Half:	41	at Phoenix	6/5/93
Quarter:	24	at Phoenix	6/5/93
Fewest Game:	8	at Golden State	5/30/16

### FREE THROW PERCENTAGE:

Highest:	1.000	at Dallas	4/19/84
Lowest:	.462	Houston	5/4/96

### REBOUNDS:

Game:	64	at Memphis (3OT)	5/9/11
	64	at L.A. Lakers	4/14/78
Half:	39	at Washington	6/4/78
Quarter:	21	Detroit	4/8/75
Fewest Game:	22	Golden State	4/28/92

### ASSISTS:

Game:	36	at Dallas	4/23/87
Half:	20	at Houston	5/5/97
	20	at Houston	5/12/87
	20	at L.A. Lakers	4/22/80
Quarter:	12	at Utah	5/30/96
	12	at Houston	5/20/93
	12	L.A. Lakers	4/25/80
	12	at Phoenix	4/27/76
Fewest Game:	11	LA Lakers	5/16/12
	11	at San Antonio	4/22/02
	11	Portland	4/6/80

### PERSONAL FOULS:

Game:	38	at Denver	5/5/78
-------	----	-----------	--------

### DISQUALIFICATIONS:

Game:	3	Washington	5/29/79
	3	Denver	5/12/78

### STEALS:

Game:	22	at Golden State	4/14/75
Half:	13	at Golden State	4/14/75
Fewest Game:	0	Phoenix	4/15/76

### BLOCKS:

Games:	16	at Phoenix	5/24/93
Half:	9	at Phoenix	5/24/93
Fewest Game:	0 (3x)	MR: Dallas	4/16/16

### TURNOVERS:

Game:	27	Detroit	4/12/75
Half:	18	Detroit	4/12/75
Quarter:	12	Sacramento	4/26/96
Fewest Game:	6	3x, MR: at LAC	5/9/14



## ALL-TIME INDIVIDUAL POSTSEASON RECORDS

### Thunder Records

#### POINTS:

Game:	45	Fred Brown vs. Phoenix	4/15/76
Half:	31	Gus Williams at Dallas	4/17/84
	31	Fred Brown vs. Phoenix	4/15/76
Quarter:	23	Gus Williams at Dallas	4/17/84

#### POINTS:

Game:	50	Karl Malone at Utah	4/22/00
Half:	27	Dirk Nowitzki at Dallas	5/17/11
	27	Michael Jordan vs. Chicago	6/9/96
Quarter:	19 (4x)	MR: Klay Thompson vs. Golden State	5/28/16

#### REBOUNDS:

Game:	23	Marvin Webster at Denver	4/6/80
Half:	15	Marvin Webster vs. Portland	4/23/76
Quarter:	10	Paul Silas at Milwaukee	4/18/80

#### ASSISTS:

Game:	16	Russell Westbrook vs. Memphis	5/3/14
	16	Nate McMillan vs. Houston	5/14/87
Half:	11	Nate McMillan vs. LA Lakers	5/25/87
Quarter:	8	Gus Williams vs. Dallas	4/21/84

#### STEALS:

Game:	7	Russell Westbrook at Golden State	5/16/16
Half:	5	Nate McMillan vs. Phoenix	5/20/93
	5	Gus Williams vs. Dallas	4/21/84
	5	Lonnie Shelton vs. LA Lakers	4/27/80

#### BLOCKS:

Game:	9	Serge Ibaka vs. Denver	4/27/11
Half:	5	Serge Ibaka vs. LA Lakers	5/16/12
	5	Serge Ibaka vs. Denver	4/27/11
	5	Shawn Kemp at Phoenix	5/26/93
	5	Dennis Johnson at Washington	5/28/78

#### FIELD GOALS MADE:

Game:	20	Xavier McDaniel vs. LA Lakers	5/23/87
Half:	14	Gus Williams at Dallas	4/27/84
Quarter:	11	Gus Williams at Dallas	4/17/84

#### FIELD GOALS ATTEMPTED:

Game:	35	Fred Brown vs. Phoenix	4/15/76
Half:	24	Fred Brown vs. Phoenix	4/15/76

#### FREE THROWS MADE:

Game:	18	Kevin Durant at Dallas	5/17/11
Half:	14	Kevin Durant at Dallas	5/17/11
Quarter:	10	Shawn Kemp vs. Golden State	4/28/92
	10	Gus Williams vs. LA Lakers	4/25/79

#### FREE THROWS ATTEMPTED:

Game:	19	Kevin Durant at Dallas	5/17/11
Half:	15	Kevin Durant at Dallas	5/17/11
Quarter:	11	Shawn Kemp vs. Golden State	4/28/92

### Opponent Records

#### POINTS:

Game:	50	Karl Malone at Utah	4/22/00
Half:	27	Dirk Nowitzki at Dallas	5/17/11
	27	Michael Jordan vs. Chicago	6/9/96
Quarter:	19	Rex Chapman vs. Phoenix	4/25/97
	19	James Worthy at LA Lakers	5/19/87

#### REBOUNDS:

Game:	25	Hakeem Olajuwon vs. Houston	5/14/87
Half:	15	Charles Barkley at Phoenix	6/5/93
Quarter:	12	Charles Barkley at Phoenix	6/5/93

#### ASSISTS:

Game:	19	Norm Nixon at LA Lakers	4/22/79
Half:	11	Magic Johnson vs. LA Lakers	5/25/87
	11	Norm Nixon at LA Lakers	4/22/79
Quarter:	8	Magic Johnson vs. LA Lakers	5/25/87

#### STEALS:

Game:	8	Tim Hardaway vs. Golden State	4/30/92
	8	Rick Barry at Golden State	4/14/75
Half:	5	Jason Kidd vs. Dallas	4/28/12
	5	Tim Hardaway vs. Golden State	4/30/92
	5	Rick Barry at Golden State	4/14/75
	5	Dave Bing at Detroit	4/10/75

#### BLOCKS:

Game:	8	Shaquille O'Neal vs. LA Lakers	5/12/98
	8	Dikembe Mutombo vs. Denver	5/7/94
	8	Hakeem Olajuwon vs. Houston	5/16/93
Half:	6	George Johnson vs. Golden State	4/24/75
	8	George Johnson vs. Golden State	4/24/75

#### FIELD GOALS MADE:

Game:	19	Hakeem Olajuwon vs. Houston	5/14/87
Half:	12	LaMarcus Aldridge at San Antonio	4/30/16
Quarter:	8	James Worthy at LA Lakers	5/19/87

#### FIELD GOALS ATTEMPTED:

Game:	33	Kobe Bryant vs. LA Lakers	5/21/12
	33	Hakeem Olajuwon vs. Houston	5/14/87
Half:	18	Kobe Bryant vs. LA Lakers	5/21/12

#### FREE THROWS MADE:

Game:	24	Dirk Nowitzki at Dallas	5/17/11
Half:	19	Dirk Nowitzki at Dallas	5/17/11
	19	Charles Barkley at Phoenix	6/5/93
Quarter:	13	Dirk Nowitzki at Dallas	5/17/11

#### FREE THROWS ATTEMPTED:

Game:	24	Dirk Nowitzki at Dallas	5/17/11
Half:	20	Charles Barkley at Phoenix	6/5/93
Quarter:	16	Omer Asik vs. Houston	5/1/13

## ALL-TIME INDIVIDUAL POSTSEASON RECORDS



#### POINTS:

45	Fred Brown vs. Phoenix	4/15/76
43	Russell Westbrook at Miami Heat	6/19/12
43	Dale Ellis vs. Dallas	4/28/87
42	Xavier McDaniel vs. LA Lakers	5/23/87
41	Kevin Durant vs. San Antonio	5/8/16
41	Kevin Durant at Houston	4/27/13
41	Kevin Durant vs. Denver	4/27/11
41	Kevin Durant vs. Denver	4/17/11
40	Russell Westbrook vs. San Antonio	5/27/14
40	Kevin Durant at LA Clippers	5/11/14
40	Kevin Durant at Dallas	5/17/11
40	Russell Westbrook at Memphis	5/9/11
39	Kevin Durant at LA Clippers	5/15/14
39	Kevin Durant vs. Memphis	5/15/11

#### REBOUNDS:

23	Marvin Webster vs. Portland	4/23/78
	Shawn Kemp at Phoenix	5/1/97
20	Shawn Kemp vs. Golden State	4/20/92
20	Tom Burlson at Phoenix	4/20/76
19	Kevin Durant vs. LA Lakers	4/22/10
19	Shawn Kemp at Golden State	4/25/92
19	Marvin Webster vs. Washington	6/7/78
18	Shawn Kemp at LA Lakers	5/4/95
18	Shawn Kemp at Houston	5/10/96
18	Shawn Kemp at LA Lakers	5/4/95

#### ASSISTS:

16	Russell Westbrook vs. Memphis	5/3/14
16	Nate McMillan vs. Houston	5/14/87
15	Russell Westbrook vs. San Antonio	5/8/16
15	Russell Westbrook at Dallas	4/23/16
15	Russell Westbrook at Dallas	4/21/16
15	Nate McMillan vs. LA Lakers	5/23/87
15	Gus Williams vs. Dallas	4/21/84
14	Russell Westbrook vs. Memphis	5/15/11
14	Gary Payton at Phoenix	5/1/97
14	Gus Williams vs. Dallas	4/26/84
13	Russell Westbrook at Golden State	5/30/16
13	Russell Westbrook at LA Clippers	5/9/14
13	Russell Westbrook vs. Memphis	4/29/14
13	Gary Payton at LA Lakers	5/10/98
13	Gary Payton at LA Lakers	5/8/98
13	Gary Payton vs. Houston	5/15/97
13	John Johnson vs. Washington	5/27/79

#### STEALS:

7	Russell Westbrook at Golden State	5/16/16
6	Russell Westbrook vs. San Antonio	5/31/14
6	Thabo Sefolosha vs. San Antonio	5/31/12
6	Hersey Hawkins at Houston	5/7/97
6	Shawn Kemp at Sacramento	5/2/96
6	Nate McMillan vs. Phoenix	5/30/93
6	Sedale Threatt vs. LA Lakers	5/12/89
6	Dennis Johnson vs. Portland	4/6/80
6	Slick Watts at Detroit	4/10/75

#### FIELD GOALS MADE:

20	Russell Westbrook at Miami	6/19/12
20	Xavier McDaniel vs. LA Lakers	5/23/87
19	Fred Brown vs. Phoenix	4/15/76
18	Dale Ellis vs. Dallas	4/28/87
17	Gus Williams at Dallas	4/17/87
17	Gus Williams vs. LA Lakers	4/18/79
15	Russell Westbrook at LA Lakers	5/19/12
15	Russell Westbrook at Memphis	5/9/11
15	Dale Ellis vs. Dallas	5/14/87
15	Fred Brown at LA Lakers	4/22/80
15	Gus Williams at Denver	5/14/78
15	Gus Williams at Portland	4/21/78

#### FIELD GOALS ATTEMPTED:

35	Fred Brown vs. Phoenix	4/15/76
33	Kevin Durant vs. Dallas	4/18/16
33	Russell Westbrook at Memphis	5/9/11
33	Gus Williams vs. LA Lakers	4/18/79
32	Russell Westbrook at Miami	6/19/12
31	Kevin Durant vs. Golden State	5/28/16
31	Russell Westbrook vs. Memphis	4/29/14
30	Kevin Durant at Golden State	5/16/16
30	Kevin Durant at Houston	4/27/13
30	Russell Westbrook at Denver	4/25/11
30	Dale Ellis at Houston	5/12/87
30	Fred Brown vs. Washington	5/21/78

#### FREE THROWS MADE:

18	Kevin Durant at Dallas	5/17/11
17	Russell Westbrook vs. San Antonio	5/31/14
16	Kevin Durant at Memphis	5/9/11
15	Kevin Durant at LA Clippers	5/11/14
14	Russell Westbrook vs. San Antonio	5/27/14
14	Russell Westbrook vs. LA Clippers	5/13/14
14	Kevin Durant at Memphis	5/1/14
14	Kevin Durant vs. Dallas	4/30/12
14	Russell Westbrook at Dallas	5/17/11
14	Kevin Durant vs. LA Lakers	4/30/10
14	Shawn Kemp vs. Houston	5/9/97
14	Shawn Kemp at Chicago	6/5/96
14	Benoit Benjamin vs. Portland	4/30/91
14	Tom Chambers vs. Houston	5/14/87
14	Jack Sikma vs. San Antonio	4/27/82

#### FREE THROWS ATTEMPTED:

19	Kevin Durant at Dallas	5/17/11
18	Russell Westbrook vs. San Antonio	5/31/14
18	Kevin Durant at LA Clippers	5/11/14
18	Russell Westbrook at Dallas	5/17/11
18	Kevin Durant at Memphis	5/9/11
17	Marvin Webster at Denver	5/5/78
16	Russell Westbrook vs. LA Clippers	5/13/14
16	Kevin Durant vs. Houston	5/1/13
16	Kevin Durant vs. Dallas	4/30/12
16	Shawn Kemp vs. Houston	5/9/97
16	Shawn Kemp at Phoenix	5/1/97
16	Shawn Kemp at Chicago	6/7/96
16	Shawn Kemp at Chicago	6/5/96
16	Gary Payton vs. Sacramento	4/46/96
16	Tom Chambers vs. Houston	5/14/87
16	Gus Williams at Phoenix	4/6/79
16	Marvin Webster at Phoenix	6/7/78





## ALL-TIME INDIVIDUAL OPPONENT POSTSEASON RECORDS

### POINTS:

50	Karl Malone at Utah	4/22/00
49	Hakeem Olajuwon vs. Houston	5/14/87
48	Dirk Nowitzki at Dallas	5/17/11
44	Charles Barkley at Phoenix	6/5/93
43	Charles Barkley at Phoenix	6/1/93
42	Kobe Bryant vs. LA Lakers	5/21/12
42	Rex Chapman vs. Phoenix	4/25/97
41	Klay Thompson vs. Golden State	5/28/16
41	LaMarcus Aldridge at San Antonio	5/2/16
40	Dirk Nowitzki vs. Dallas	5/23/11
39	Kobe Bryant at LA Lakers	4/20/10
39	Shaquille O'Neal at LA Lakers	5/10/98
39	Clyde Drexler at Portland	4/26/91
39	James Worthy vs. LA Lakers	5/23/87
39	Paul Westphal at Phoenix	4/20/76
39	Rick Barry at Golden State	4/14/75

### REBOUNDS:

25	Hakeem Olajuwon vs. Houston	5/14/87
24	Charles Barkley at Phoenix	6/5/93
23	Moses Malone at Houston	4/23/82
21	Marc Gasol at Memphis	5/9/11
21	Zach Randolph at Memphis	5/7/11
20	Charles Barkley at Houston	5/13/97
20	Dennis Rodman at Chicago	6/7/96
20	Elvin Hayes at Washington	5/28/78
19	Dennis Rodman at Chicago	6/16/96
19	Brian Williams vs. Denver	5/7/94

### ASSISTS:

19	Norm Nixon at LA Lakers	4/22/79
17	John Stockton at Utah	5/14/92
16	Chris Paul at LA Clippers	5/9/14
15	John Stockton at Utah	5/6/93
15	John Stockton at Utah	5/6/92
14	Chris Paul vs. LA Clippers	5/13/14
14	Jason Kidd at Phoenix	5/1/97
14	John Stockton at Utah	5/8/92
14	Magic Johnson vs. LA Lakers	5/12/89
14	Magic Johnson vs. LA Lakers	5/7/89
14	Johnny Moore vs. San Antonio	4/28/82
13	Lebron James at Miami	6/21/12
13	John Stockton vs. Utah	5/12/92

### STEALS:

8	Tim Hardaway vs. Golden State	4/30/92
7	Jason Kidd vs. Dallas	4/28/12
6	Magic Johnson at LA Lakers	4/23/80
5	Tony Allen vs. Memphis	5/7/13
5	James Harden at Houston	4/29/13
5	Jason Kidd at Dallas	5/19/11
5	John Stockton at Utah	5/14/92
5	Magic Johnson at LA Lakers	5/7/89
5	Quinn Buckner vs. Milwaukee	4/20/80
5	Paul Westphal vs. Phoenix	4/25/76
5	Paul Westphal at Phoenix	4/20/76
5	Butch Beard at Golden State	4/16/75
5	Rick Barry at Golden State	4/22/75
5	Dave Bing at Detroit	4/10/75

### FIELD GOALS MADE:

19	Hakeem Olajuwon vs. Houston	5/14/87
18	LaMarcus Aldridge at San Antonio	4/30/16
18	Kobe Bryant vs. LA Lakers	5/21/12
18	Karl Malone at Utah	4/22/00
16	Tony Parker at San Antonio	5/29/12
16	Charles Barkley at Phoenix	6/1/93
16	James Worthy vs. LA Lakers	5/23/87
16	David Thompson at Denver	5/14/78
16	Paul Westphal at Phoenix	4/20/76
16	Rick Barry at Golden State	4/14/75
15	LaMarcus Aldridge at San Antonio	5/2/16
15	Shaquille O'Neal at LA Lakers	5/10/98
15	James Worthy vs. LA Lakers	5/14/89
15	George Gervin at San Antonio	4/30/82
15	Kareem Abdul-Jabbar at LA Lakers	4/25/80
15	Lionel Hollins vs. Portland	4/26/78
15	Kareem Abdul-Jabbar vs. LA Lakers	4/16/78

### FIELD GOALS ATTEMPTED:

33	Kobe Bryant vs. LA Lakers	5/21/12
33	Hakeem Olajuwon vs. Houston	5/14/87
32	Karl Malone at Utah	4/22/00
31	Klay Thompson vs. Golden State	5/28/16
31	George Gervin at San Antonio	4/30/82
30	Alex English at Denver	4/29/88
30	Paul Westphal vs. Phoenix	5/4/79
29	Kobe Bryant vs. LA Lakers	4/22/10
29	Karl Malone at Utah	5/24/96
29	Tim Hardaway vs. Golden State	4/30/92
28	Kobe Bryant at LA Lakers	5/19/12
28	Kobe Bryant at LA Lakers	4/20/10
28	Moses Malone at Houston	4/23/82
28	Kareem Abdul-Jabbar at LA Lakers	4/23/80
28	Lionel Hollins vs. Portland	4/26/78
28	Kareem Abdul-Jabbar at LA Lakers	4/16/78

### FREE THROWS MADE:

24	Dirk Nowitzki at Dallas	5/17/11
19	Charles Barkley at Phoenix	6/5/93
18	Kobe Bryant at LA Lakers	5/18/12
17	James Harden vs. Houston	4/24/13
17	Karl Malone at Utah	5/14/92
16	Zach Randolph at Memphis	5/9/11
15	Sarunas Marciulionis vs. Golden State	4/28/92
14	Kobe Bryant at LA Lakers	5/19/12
14	Dirk Nowitzki vs. Dallas	5/23/11
14	Tim Duncan at San Antonio	4/22/02
14	Kevin Johnson vs. Phoenix	6/5/93

### FREE THROWS ATTEMPTED:

24	Dirk Nowitzki at Dallas	5/17/11
22	Charles Barkley at Phoenix	6/5/93
20	James Harden vs. Houston	4/24/13
20	Shaquille O'Neal at LA Lakers	5/10/98
18	Omer Asik vs. Houston	5/1/13
18	Kobe Bryant at LA Lakers	5/18/12
18	Karl Malone at Utah	5/14/92
17	Kobe Bryant at LA Lakers	5/19/12
17	Zach Randolph at Memphis	5/9/11
17	Calvin Natt vs. Portland	4/22/83

## ALL-TIME POSTSEASON LEADERS



### POINTS

1.	Kevin Durant	2,620
2.	<b>Russell Westbrook</b>	<b>2,012</b>
3.	Gary Payton	1,668
4.	Gus Williams	1,602
5.	Shawn Kemp	1,386
6.	Fred Brown	1,197
7.	Jack Sikma	1,035
8.	Serge Ibaka	971
9.	Dennis Johnson	967
10.	Detlef Schrempf	868

### REBOUNDS

1.	Shawn Kemp	789
2.	Kevin Durant	730
3.	Jack Sikma	677
4.	Serge Ibaka	599
5.	<b>Russell Westbrook</b>	<b>511</b>
6.	Gary Payton	412
7.	Sam Perkins	375
8.	Kendrick Perkins	364
9.	Paul Silas	360
10.	<b>Nick Collison</b>	<b>348</b>

### STEALS

1.	<b>Russell Westbrook</b>	<b>158</b>
2.	Gary Payton	156
3.	Gus Williams	139
4.	Nate McMillan	131
5.	Kevin Durant	99
6.	Shawn Kemp	93
7.	Dennis Johnson	78
8.	Hersey Hawkins	75
9.	Fred Brown	74
10.	Thabo Sefolosha	73

### GAMES PLAYED

1.	Nate McMillan	98
2.	Gary Payton	94
T3.	<b>Nick Collison</b>	<b>91</b>
T3.	Kevin Durant	91
5.	Serge Ibaka	89
6.	Fred Brown	83
7.	<b>Russell Westbrook</b>	<b>82</b>
8.	Shawn Kemp	74
9.	Sam Perkins	71
10T.	Jack Sikma	69
10T.	Gus Williams	69

### SCORING AVG (MIN. 10 GMS)

1.	Kevin Durant	28.8
2.	Ray Allen	26.5
3.	<b>Russell Westbrook</b>	<b>24.5</b>
4.	Gus Williams	23.2
5.	Tom Chambers	21.6
6.	Tom Burleson	20.7
7.	Xavier McDaniel	20.0
8.	Dale Ellis	18.8
9.	Shawn Kemp	18.2
10.	Dennis Johnson	17.9

### ASSISTS

1.	<b>Russell Westbrook</b>	<b>626</b>
2.	Gary Payton	572
3.	Nate McMillan	505
4.	Gus Williams	365
5.	Kevin Durant	340
6.	John Johnson	266
7.	Dennis Johnson	198
8.	Fred Brown	193
9.	Detlef Schrempf	169
10.	Jack Sikma	165

### BLOCKED SHOTS

1.	Serge Ibaka	222
2.	Shawn Kemp	133
3.	Kevin Durant	106
4.	Dennis Johnson	59
5.	Marvin Webster	58
6.	Jack Sikma	57
7.	Sam Perkins	55
8T.	Kendrick Perkins	49
8T.	Derrick McKey	49
10.	<b>Nick Collison</b>	<b>44</b>

### MINUTES

1.	Kevin Durant	3,816
2.	Gary Payton	3,627
3.	<b>Russell Westbrook</b>	<b>3,094</b>
4.	Serge Ibaka	2,761
5.	Shawn Kemp	2,678
6.	Gus Williams	2,485
7.	Jack Sikma	2,473
8.	Nate McMillan	2,186
9.	Sam Perkins	2,112
10.	Dennis Johnson	2,100

### FIELD GOALS MADE

1.	Kevin Durant	877
2.	<b>Russell Westbrook</b>	<b>698</b>
3.	Gary Payton	657
4.	Gus Williams	648
5.	Fred Brown	499
6.	Shawn Kemp	471
7.	Serge Ibaka	402
8.	Jack Sikma	400
9.	Dennis Johnson	357
10.	Detlef Schrempf	303

### FIELD GOALS ATTEMPTED

1.	Kevin Durant	1,926
2.	<b>Russell Westbrook</b>	<b>1,673</b>
3.	Gary Payton	1,447
4.	Gus Williams	1,339
5.	Fred Brown	1,082
6.	Shawn Kemp	933
7.	Jack Sikma	891
8.	Dennis Johnson	840
9.	Serge Ibaka	784
10.	Sam Perkins	645

### FREE THROWS MADE

1.	Kevin Durant	682
2.	<b>Russell Westbrook</b>	<b>515</b>
3.	Shawn Kemp	411
4.	Gus Williams	301
5.	Gary Payton	250
6.	Dennis Johnson	248
7.	Jack Sikma	235
8.	Detlef Schrempf	211
9.	James Harden	190
10.	Fred Brown	186

### FREE THROWS ATTEMPTED

1.	Kevin Durant	804
2.	<b>Russell Westbrook</b>	<b>609</b>
3.	Shawn Kemp	555
4.	Gus Williams	411
5.	Gary Payton	357
6.	Dennis Johnson	330
7.	Jack Sikma	290
8.	Detlef Schrempf	264
9.	Fred Brown	227
10.	James Harden	225

### 3-POINT FIELD GOALS MADE

1.	Kevin Durant	184
2.	Gary Payton	104
3.	Sam Perkins	102
4.	<b>Russell Westbrook</b>	<b>101</b>
5.	Hersey Hawkins	66
6.	James Harden	61
7.	Derek Fisher	54
8.	Detlef Schrempf	51
9.	Thabo Sefolosha	43
10.	Dale Ellis	42

### 3-POINT FIELD GOALS ATT.

1.	Kevin Durant	559
2.	<b>Russell Westbrook</b>	<b>339</b>
3.	Gary Payton	291
4.	Sam Perkins	271
5.	James Harden	170
5.	Hersey Hawkins	166
7.	Thabo Sefolosha	147
8.	Derek Fisher	140
9.	Nate McMillan	128
10.	Detlef Schrempf	124



## IN THE PLAYOFFS, THE LAST TIME THE THUNDER...

Scored 110+ points	at Golden State, 5/26/16	L, 111-120
Scored 120+ points	Golden State, 5/22/16	W, 133-105
Shot 50% or higher	Golden State, 5/22/16	.500 (46-92); W, 133-105
Shot 55% or higher	at Dallas, 4/21/16	.577 (45-78); W, 131-102
Shot 60% or higher	Memphis, 5/3/14	.609 (42-69); W, 120-109
Shot 80% from the free throw line	at Golden State, 5/26/16	.833 (20-24); L, 111-120
Shot 90% from the free throw line	San Antonio, 5/6/16	.900 (18-20); L, 96-100
Made 10+ three-pointers	at Golden State, 5/26/16	13 3-PT FG; L, 111-120
Made 15+ three-pointers	at Dallas, 4/21/16	15 3-PT FG; W, 131-102
Shot 50% or higher from three-point range	at Dallas, 4/21/16	.556 (15-27); W, 131-102
Shot 60% or higher from three-point range	at L.A. Lakers, 5/10/98	.615 (8-13); L, 100-112
Grabbed 50+ rebounds	Golden State, 5/24/16	54 rebounds; W, 118-94
Grabbed 55+ rebounds	Dallas, 4/18/16	56 rebounds; W, 108-70
Grabbed 60+ rebounds	at Memphis, 5/9/12	62 rebounds; W, 133-123 (3OT)
Handed out 25+ assists	at Dallas, 4/23/16	26 assists; W, 119-108
Handed out 30+ assists	at Phoenix, 5/1/97	33 assists; W, 122-115 (OT)
Had 10+ steals	Golden State, 5/24/16	16 steals; W, 118-94
Had 15+ steals	Golden State, 5/24/16	16 steals; W, 118-94
Had 10+ blocks	Golden State, 5/28/16	10 blocks; L, 101-108
Had five starters score in double-figures	Golden State, 5/24/16	Adams, Durant, Ibaka, Roberson, Westbrook
Had six players score in double-figures	Golden State, 5/24/16	Adams, Durant, Ibaka, Roberson, Waiters, Westbrook
Had two players score 20+ points	Golden State, 5/28/16	Durant (29), Westbrook (28)
Had three players score 20+ points	at Dallas, 4/21/16	Durant (34), Westbrook (26), Kanter (21)
Had four players score 20+ points	at Phoenix, 4/27/76	Seals (24), Watts (24), Brown (22), Burleson (22)
Had two players score 30+ points	at Golden State, 5/26/16	Durant (40), Westbrook (31)
Had a player score 20+ points and 30+ points	at Golden State, 5/26/16	Durant (40), Westbrook (31)
Had a player score 30+ points and 40+ points	at Golden State, 5/26/16	Durant (40), Westbrook (31)
Had two players record a double-double	Golden State, 5/24/16	Westbrook (36 pts/11 ast/11 reb)
	Durant (26 pts, 11 reb)	Roberson (17 pts/12 reb)
Had three players record a double-double	Golden State, 5/24/16	Westbrook (36 pts/11 ast/11 reb)
	Durant (26 pts, 11 reb) Roberson (17 pts/12 reb)	
	at Dallas, 4/23/16	Kanter (28)
Had a reserve score 20+ points	at Memphis, 4/26/14	Jackson (32)
Had a reserve score 30+ points	at Golden State, 5/26/16	Roberson
Had a player foul out	at Dallas, 4/23/16	Durant
Had a player ejected		



## IN THE PLAYOFFS, THE LAST TIME THE THUNDER...

### IN THE PLAYOFFS, THE LAST TIME A THUNDER PLAYER...

Scored 30+ points	Kevin Durant, at Golden State, 5/26/16	40 points
Russell Westbrook, at Golden State, 5/26/16	31 points	
Scored 40+ points	Kevin Durant, at Golden State, 5/26/16	40 points
Grabbed 15+ rebounds	Steven Adams, at San Antonio, 5/2/16	17 rebounds
Grabbed 20+ rebounds	Shawn Kemp, at Phoenix, 5/1/97	20 rebounds
Handed out 10+ assists	Russell Westbrook, at Golden State, 5/30/16	13 assists
Handed out 15+ assists	Russell Westbrook, vs. San Antonio, 5/8/16	15 assists
Had a 20/20 game	Shawn Kemp, at Phoenix, 5/1/97	24 pts/20 rebs

### IN THE PLAYOFFS, THE LAST TIME A THUNDER OPPONENT PLAYER...

Scored 30+ points	Stephen Curry, at Golden State, 5/30/16	36 points
Scored 40+ points	Klay Thompson, vs. Golden State, 5/28/16	41 points
Scored 50+ points	Karl Malone, at Utah, 4/22/00	50 points
Grabbed 15+ rebounds	Tim Duncan, vs. San Antonio, 5/31/14	16 rebounds
Grabbed 20+ rebounds	Marc Gasol, at Memphis, 5/9/11	21 rebounds
Handed out 10+ assists	Tony Parker, at San Antonio, 4/30/16	12 assists
Handed out 15+ assists	Chris Paul, at LA Clippers, 5/9/14	16 assists
Had a 20/20 game	Marc Gasol, at Memphis, 5/9/11	26 pts/21 rebs



## THUNDER OPPONENTS



# ATLANTA HAWKS

CENTENNIAL TOWER  
101 Marietta Street, Suite 1900  
Atlanta, GA 30303 • 404-878-3800

Mike Budenholzer  
Head Coach



## DIRECTORY

Principal Owner & Chair of Board of Directors/NBA  
Governor: Tony Ressler

Vice Chair of Board of Directors: Grant Hill

Alternate NBA Governor: Steven Price

President of Basketball Operations/Head Coach:  
Mike Budenholzer

Assistant Coaches: Darvin Ham, Taylor Jenkins,  
Charles Lee, Neven Spahija, Ben Sullivan

Head Athletic Trainer: Art Horne

Senior Vice President of Communications: Garin Narain

Director of Media Relations: Jon Steinberg

Senior Manager of Media Relations: Jason Roose

## GENERAL INFORMATION

Home Court: Philips Arena (18,047)

Radio: 92.9 The Game

Steve Holman

Television: FOX Sports Southeast

Bob Rathbun, Dominique Wilkens, Andre Aldridge, Olivia Harlan

Team Colors: Torch Red, Georgia Granite Gray, Volt Green

## LARGEST WINNING MARGIN

OKC:	24	4/3/93	at Seattle	129-105
Atlanta:	38	3/15/72	at Atlanta	96-134

## CURRENT STREAKS VS. HAWKS

SITE	LAST WIN	SCORE	LAST LOSS	SCORE	STREAK
At Home	12/10/15	107-94	11/4/12	95-104	Won 3
At Atlanta	12/10/13	101-92	11/30/15	100-106	Lost 2
Overall	12/10/15	107-94	11/30/15	100-106	Won 1

## ALL-TIME OKLAHOMA CITY VS. ATLANTA

11/9/08	vs	ATL	L 85-89	11/4/12	vs	ATL	L 95-104			
12/23/08	@	ATL	L 88-99	12/19/12	@	ATL	W 100-92			
2008-09 Overall 0-2 Home 0-1 Road 0-1				2012-13 Overall 1-1 Home 1-0 Road 0-1						
1/18/10	@	ATL	W 94-91	12/10/13	@	ATL	W 101-92			
2/2/10	vs	ATL	W 106-99	1/27/14	vs	ATL	W 111-109			
2009-10 Overall 2-0 Home 1-0 Road 1-0				2013-14 Overall 2-0 Home 1-0 Road 1-0						
12/31/10	vs	ATL	W 103-94	1/23/15	@	ATL	L 93-103			
3/4/11	@	ATL	W 111-104	3/20/15	vs	ATL	W 123-115			
2010-11 Overall 2-0 Home 1-0 Road 1-0				2014-15 Overall 1-1 Home 1-0 Road 0-1						
3/3/12	@	ATL	L 90-97	11/30/15	@	ATL	L 100-106			
2011-12 Overall 0-1 Home 0-0 Road 0-1				12/10/15				vs	ATL	W 107-94
				2015-16 Overall 1-1 Home 1-0 Road 0-1						

## 2016-17 VS. HAWKS (All Times Central)

12/5/16	Monday	at Atlanta	6:30 p.m.
12/19/16	Monday	at Oklahoma City	7:00 p.m.

## 2015-16 VS. HAWKS

Date	Site	W/L	Score
11/13/15	Atlanta	L	100-106
12/10/15	OKC	W	107-94

## THUNDER VS. HAWKS ALL-TIME

YEAR	TOTAL	YEAR	TOTAL
1967-68	0-8	1993-94	1-1
1968-69	2-4	1994-95	2-0
1969-70	2-5	1995-96	2-0
1970-71	2-3	1996-97	1-1
1971-72	4-1	1997-98	1-1
1972-73	1-3	1998-99	Did Not Play
1973-74	0-4	1999-00	1-1
1974-75	1-3	2000-01	1-1
1975-76	3-1	2001-02	2-0
1976-77	2-1	2002-03	1-1
1977-78	1-2	2003-04	1-1
1978-79	3-1	2004-05	2-0
1979-80	2-0	2005-06	2-0
1980-81	1-1	2006-07	2-0
1981-82	1-1	2007-08	1-1
1982-83	1-1	2008-09	1-1
1983-84	1-1	2009-10	2-0
1984-85	1-1	2010-11	2-0
1985-86	1-1	2011-12	0-1
1986-87	0-2	2012-13	1-1
1987-88	0-2	2013-14	2-0
1988-89	1-1	2014-15	1-1
1989-90	1-1	2015-16	1-1
1990-91	1-1	Totals	64-64
1991-92	1-1	vs. St. Louis	0-8
1992-93	1-1	vs. Atlanta	64-56



# BOSTON CELTICS

226 Causeway Street, 4th Floor  
Boston, MA 02114 • 617-854-8000

Brad Stevens  
Head Coach



## DIRECTORY

Managing Partner, Governor & Chief Executive Officer:

Wyc Grousbeck

President of Basketball Operations: Danny Ainge

Head Coach: Brad Stevens

Assistant Coaches: Jay Larranaga, Walter McCarty,

Micah Shrewsberry, Jamie Young, Jerome Allen

Athletic Trainer: Ed Lacerte

Vice President of Media Services/Alumni Relations:

Jeff Twiss

Senior Director of Public Relations: Heather Walker

Media Services Manager: Brian Olive

## GENERAL INFORMATION

Home Court: TD Garden (18,624)

Radio: CBS Radio Boston

Sean Grande, Cedric Maxwell

Television: Comcast SportsNet

Mike Gorman, Tom Heinsohn, Brian Scalabrine, Abby Chin

Team Colors: Green, Gold, Black, Brown, Beige and White

## LARGEST WINNING MARGIN

OKC:	39	12/29/95	at Seattle	124-85
Boston:	47	11/20/68	at Seattle	92-139

## CURRENT STREAKS VS. CELTICS

SITE	LAST WIN	SCORE	LAST LOSS	SCORE	STREAK
At Home	3/18/15	122-118	11/15/15	85-100	Lost 1
At Boston	3/16/16	130-109	11/23/12	100-108	Won 2
Overall	3/16/16	130-109	11/15/15	85-100	Won 1

## ALL-TIME OKLAHOMA CITY VS. BOSTON

11/5/08	OKC	vs	BOS	L 83-96	11/23/12	OKC	@	BOS	L 100-108
3/29/09	OKC	@	BOS	L 84-103	3/10/13	OKC	vs	BOS	W 91-79
2008-09 Overall 0-2 Home 0-1 Road 0-1				2012-13 Overall 1-1 Home 1-0 Road 0-1					
12/4/09	OKC	vs	BOS	L 87-105	1/5/14	OKC	vs	BOS	W 119-96
3/31/10	OKC	@	BOS	W 109-104	1/24/14	OKC	@	BOS	W 101-83
2009-10 Overall 1-1 Home 0-1 Road 1-0				2013-14 Overall 2-0 Home 1-0 Road 1-0					
11/7/10	OKC	vs	BOS	L 83-92	11/12/14	OKC	@	BOS	W 109-94
11/19/10	OKC	@	BOS	W 89-84	3/18/15	OKC	vs	BOS	W 122-118
2010-11 Overall 1-1 Home 0-1 Road 1-0				2014-15 Overall 2-0 Home 1-0 Road 1-0					
1/16/12	OKC	@	BOS	W 97-88	11/15/15	OKC	vs	BOS	L 85-100
2/22/12	OKC	vs	BOS	W 119-104	3/16/16	OKC	@	BOS	W 130-109
2011-12 Overall 2-0 Home 1-0 Road 1-0				2015-16 Overall 1-1 Home 0-1 Road 1-0					



# BROOKLYN NETS

390 Murray Hill Parkway  
East Rutherford, NJ 07073 • 201-935-8888

**Kenny Atkinson**  
Head Coach



## DIRECTORY

**Principal Owner:** Mikhail Prokhorov  
**General Manager:** Sean Marks  
**Head Coach:** Kenny Atkinson  
**Assistant Coaches:** Jacque Vaughn, Chris Fleming, Bret Brielmaier  
**Head Athletic Trainer/Physical Therapist:** Lloyd Beckett  
**Senior Director of Public Relations:** Aaron Harris  
**Senior Manager of Public Relations:** Eli Pearlstein  
**Senior Manager of Public Relations:** Mitch Heckart  
**Public Relations Coordinator:** Megan Walsh

**2016-17 VS. NETS (ALL TIMES CENTRAL)**  
11/18/16 Friday at Oklahoma City 7:00 p.m.  
3/14/17 Tuesday at Brooklyn 6:30 p.m.

**2015-16 VS. NETS**  

Date	Site	W/L	Score
11/25/15	OKC	W	110-99
1/24/16	Brooklyn	L	106-116

**THUNDER VS. NETS ALL-TIME**

YEAR	TOTAL	YEAR	TOTAL
1976-77	3-1	1997-98	2-0
1977-78	2-2	1998-99	0-1
1978-79	4-0	1999-00	2-0
1979-80	1-1	2000-01	1-1
1980-81	1-1	2001-02	1-1
1981-82	2-0	2002-03	1-1
1982-83	0-2	2003-04	0-2
1983-84	1-1	2004-05	2-0
1984-85	0-2	2005-06	1-1
1985-86	2-0	2006-07	2-0
1986-87	2-0	2007-08	0-2
1987-88	2-0	2008-09	1-1
1988-89	0-2	2009-10	2-0
1989-90	2-0	2010-11	2-0
1990-91	1-1	2011-12	1-0
1991-92	2-0	2012-13	1-1
1992-93	1-1	2013-14	1-1
1993-94	1-1	2014-15	0-2
1994-95	1-1	2015-16	1-1
1995-96	2-0	<b>Totals</b>	<b>52-32</b>
1996-97	1-1		

## GENERAL INFORMATION

**Home Court:** Barclays Center (17,732)  
**Radio:** WFAN (660AM/101.9 FM)  
Chris Carrino, Tim Capstraw  
**Television:** YES Network  
Ian Eagle, Mike Fratello, Sarah Kustok, Donny Marshall, Ryan Ruocco, Jim Spanarkel  
**Team Colors:** Black, White

## LARGEST WINNING MARGIN

OKC: 30 11/21/89 at Seattle 114-84  
Brooklyn: 35 11/11/00 at New Jersey 91-126

## CURRENT STREAKS VS. NETS

SITE	LAST WIN	SCORE	LAST LOSS	SCORE	STREAK
At Home	11/25/15	110-99	11/21/14	92-94	Won 1
At Brooklyn	1/31/14	120-95	1/24/16	106-116	Lost 2
Overall	11/25/15	110-99	1/24/16	106-116	Lost 1

## ALL-TIME OKLAHOMA CITY VS. BROOKLYN

1/12/09	OKC	@	NJN	L 99-103 (OT)	1/2/13	OKC	vs	BRK	L 93-110
1/26/09	OKC	vs	NJN	W 94-85	2012-13	Overall 0-1	Home 0-1	Road 0-0	
2008-09	Overall 1-1	Home 1-0	Road 0-1						
12/28/09	OKC	@	NJN	W 105-89	1/2/14	OKC	vs	BRK	L 93-95
3/12/10	OKC	vs	NJN	W 104-102	1/31/14	OKC	@	BRK	W 120-95
2009-10	Overall 2-0	Home 1-0	Road 1-0		2013-14	Overall 1-1	Home 0-1	Road 1-0	
12/1/10	OKC	@	NJN	W 123-120 (3OT)	11/3/14	OKC	@	BRK	L 85-116
12/29/10	OKC	vs	NJN	W 114-93	11/21/14	OKC	vs	BRK	L 92-94
2010-11	Overall 2-0	Home 1-0	Road 1-0		2014-15	Overall 0-2	Home 0-1	Road 0-1	
1/21/12	OKC	@	NJN	W 84-74	11/25/15	OKC	vs	BRK	W 110-99
12/4/12	OKC	@	BRK	W 117-111	1/24/16	OKC	@	BRK	L 106-116
2011-12	Overall 2-0	Home 1-0	Road 1-0		2015-16	Overall 1-1	Home 1-0	Road 0-1	



# CHARLOTTE HORNETS

TIME WARNER CABLE ARENA  
333 East Trade Street  
Charlotte, NC 28202 • (704) 688-8600

**Steve Clifford**  
Head Coach



## DIRECTORY

**Chairman:** Michael Jordan  
**General Manager:** Rich Cho  
**Head Coach:** Steve Clifford  
**Associate Head Coach:** Patrick Ewing  
**Assistant Coaches:** Stephen Silas, Pat Delany, Bob Weiss, Steve Hetzel, Bruce Krutetzer  
**Head Athletic Trainer:** Steve Stricker  
**Communications:** Mike Cristaldi, Josh Rosen, Brian Travis, Danny Franks

**2016-17 VS. HORNETS (ALL TIMES CENTRAL)**  
1/4/17 Wednesday at Charlotte 6:00 p.m.  
4/2/17 Sunday at OKC 2:00 p.m.

**2015-16 VS. HORNETS**  

Date	Site	W/L	Score
1/2/16	Charlotte	W	109-90
1/20/16	OKC	W	109-95

## GENERAL INFORMATION

**Home Court:** Time Warner Cable Arena (19,077)  
**Radio:** WFNZ  
Steve Martin, Matt Carroll  
**Television:** FOX Sports Southeast  
Eric Collins, Dell Curry, Stephanie Ready  
**Team Colors:** Purple, Teal, Black, Cool Gray, and Light Blue

## LARGEST WINNING MARGIN

OKC: 27 3/10/12 at OKC 122-95  
Charlotte: 13 2/6/06 at Charlotte 106-119

## CURRENT STREAKS VS. HORNETS

SITE	LAST WIN	SCORE	LAST LOSS	SCORE	STREAK
At Home	1/20/16	109-95	3/28/08	93-96	Won 8
At Charlotte	1/2/16	109-90	3/17/10	92-100	Won 5
Overall	1/20/16	109-95	3/17/10	92-100	Won 11

## ALL-TIME OKLAHOMA CITY VS. CHARLOTTE

12/3/08	OKC	@	CHA	L 97-103	11/26/12	OKC	vs	CHA	W 114-69
4/10/09	OKC	vs	CHA	W 84-81	3/8/13	OKC	@	CHA	W 116-94
2008-09	Overall 1-1	Home 1-0	Road 0-1		2012-13	Overall 2-0	Home 1-0	Road 1-0	
12/26/09	OKC	vs	CHA	W 98-91	12/27/13	OKC	@	CHA	W 89-85
3/17/10	OKC	@	CHA	L 92-100	3/2/14	OKC	vs	CHA	W 116-99
2009-10	Overall 1-1	Home 1-0	Road 0-1		2013-14	Overall 2-0	Home 1-0	Road 1-0	
12/21/10	OKC	@	CHA	W 99-81	12/26/14	OKC	vs	CHA	W 98-75
3/18/11	OKC	vs	CHA	W 99-82	2/21/15	OKC	@	CHA	W 110-103
2010-11	Overall 2-0	Home 1-0	Road 1-0		2014-15	Overall 2-0	Home 1-0	Road 1-0	
3/10/12	OKC	vs	CHA	W 122-95	1/2/16	OKC	@	CHA	W 109-90
2011-12	Overall 1-0	Home 1-0	Road 0-0		1/20/16	OKC	vs	CHA	W 109-95
					2015-16	Overall 2-0	Home 1-0	Road 1-0	



# CHICAGO BULLS

UNITED CENTER  
1901 West Madison Street  
Chicago, IL 60612 • 312-455-4000

Fred Hoiberg  
Head Coach



## DIRECTORY

**Chairman:** Jerry Reinsdorf  
**Executive Vice President-Basketball Operations:**  
John Paxson  
**Head Coach:** Fred Hoiberg  
**Associate Head Coach:** Jim Boylen  
**Assistant Coaches:** Pete Myers, Randy Brown,  
Mike Wilhelm, Charlie Henry  
**Head Athletic Trainer:** Jeff Tanaka  
**Senior Director of Public and Media Relations:** Tim Hallam  
**Senior Manager of Public and Media Relations:** Matt Yob  
**Manager of Public and Media Relations:** Beth Esler  
**Coordinator of Public and Media Relations:** Kristen Deahl

**2016-17 VS. BULLS (ALL TIMES CENTRAL)**  
1/9/17 Monday at Chicago 7:00 p.m.  
2/1/17 Wednesday at Oklahoma City 8:30 p.m.

2015-16 VS. BULLS			
Date	Site	W/L	Score
11/5/15	Chicago	L	98-104
12/25/15	OKC	L	96-105

THUNDER VS. BULLS ALL-TIME			
YEAR	TOTAL	YEAR	TOTAL
1967-6	5-3	1994-95	2-0
1968-69	3-4	1995-96	1-1
1969-70	3-4	1996-97	0-2
1970-71	2-4	1997-98	1-1
1974-75	0-4	1998-99	1-0
1975-76	3-2	1999-00	1-1
1976-77	2-2	2000-01	2-0
1977-78	2-2	2001-02	1-1
1978-79	4-0	2002-03	2-0
1979-80	4-2	2003-04	2-0
1980-81	1-1	2004-05	1-1
1981-82	1-1	2005-06	2-0
1982-83	2-0	2006-07	0-2
1983-84	2-0	2007-08	0-2
1984-85	0-2	2008-09	1-1
1985-86	1-1	2009-10	1-1
1986-87	0-2	2010-11	1-1
1987-88	1-1	2011-12	1-0
1988-89	0-2	2012-13	2-0
1989-90	1-1	2013-14	2-0
1990-91	0-2	2014-15	1-1
1991-92	0-2	2015-16	0-2
1992-93	0-2	<b>Totals</b>	<b>69-72</b>
1993-94	1-1		

## GENERAL INFORMATION

**Home Court:** United Center (20,917)  
**Radio:** WLS (AM 890)  
Chuck Swirsky, Bill Wennington  
**Spanish Radio:** WRTO (1200 AM)  
Omar Ramos, Matt Moreno  
**Television:** WGN (Ch. 9), Comcast SportsNet Chicago  
Neil Funk, Stacey King  
**Team Colors:** Red, Black, White

LARGEST WINNING MARGIN			
OKC:	Score	Date	at
36	2/28/70	at Seattle	140-104
33	1/11/69	at Chicago	86-119

## CURRENT STREAKS VS. BULLS

SITE	LAST WIN	SCORE	LAST LOSS	SCORE	STREAK
At Home	3/15/15	109-100	12/25/15	96-105	Lost 1
At Chicago	3/17/14	97-85	11/5/15	98-104	Lost 2
Overall	3/15/15	109-100	12/25/15	96-105	Lost 2

## ALL-TIME OKLAHOMA CITY VS. CHICAGO

11/10/09	OKC	@	CHI	W 109-98 (OT)	11/8/12	OKC	@	CHI	W 97-91
3/18/09	OKC	vs	CHI	L 96-103	2/24/13	OKC	vs	CHI	W 102-72
2008-09 Overall 1-1 Home 0-1 Road 1-0					2012-13 Overall 2-0 Home 1-0 Road 1-0				
1/4/10	OKC	@	CHI	W 98-85	12/19/13	OKC	vs	CHI	W 107-95
1/27/10	OKC	vs	CHI	L 86-96	3/17/14	OKC	@	CHI	W 97-85
2009-10 Overall 1-1 Home 0-1 Road 1-0					2013-14 Overall 2-0 Home 1-0 Road 1-0				
10/27/10	OKC	vs	CHI	W 106-95	3/5/15	OKC	@	CHI	L 105-108
12/6/10	OKC	@	CHI	L 90-99	3/15/15	OKC	vs	CHI	W 109-100
2010-11 Overall 1-1 Home 1-0 Road 0-1					2014-15 Overall 1-1 Home 1-0 Road 0-1				
4/1/12	OKC	vs	CHI	W 92-78	11/5/15	OKC	@	CHI	L 98-104
2011-12 Overall 1-0 Home 1-0 Road 0-0					12/25/15	OKC	vs	CHI	L 96-105
					2015-16 Overall 0-2 Home 0-1 Road 0-1				



# CLEVELAND CAVALIERS

QUICKEN LOANS ARENA  
One Center Court  
Cleveland, OH 44115 • 216-420-2000  
216-420-2000

Tyrone Lue  
Head Coach



## DIRECTORY

**Majority Owner/Chairman:** Dan Gilbert  
**General Manager:** David Griffin  
**Head Coach:** Tyrone Lue  
**Associate Head Coach:** Larry Drew  
**Assistant Coaches:** Jim Boylan, Mike Longabardi,  
James Posey, Damon Jones  
**Head Athletic Trainer:** Stephen Spiro  
**Senior Vice President, Communications:** Tad Carper  
**Director of Basketball Communications:** B.J. Evans  
**Basketball Communications Senior Manager:**  
Jeff Schaefer  
**Basketball Communications Coordinator:** Cherome Owens  
**Basketball Communications Assistant:** Alyssa Dombrowski

**2016-17 VS. CAVALIERS (ALL TIMES CENTRAL)**  
1/29/17 Sunday at Cleveland 2:30 p.m.  
2/9/17 Thursday at Oklahoma City 7:00 p.m.

2015-16 VS. CAVALIERS			
Date	Site	W/L	Score
12/17/15	Cleveland	L	100-104
12/21/16	OKC	L	92-115

THUNDER VS. CAVALIERS ALL-TIME			
YEAR	TOTAL	YEAR	TOTAL
1970-71	4-0	1994-95	2-0
1971-72	4-0	1995-96	2-0
1972-73	1-3	1996-97	2-0
1973-74	2-2	1997-98	2-0
1974-75	2-2	1998-99	Did Not Play
1975-76	1-3	1999-00	2-0
1976-77	1-3	2000-01	2-0
1977-78	1-3	2001-02	2-0
1978-79	2-2	2002-03	1-1
1979-80	2-0	2003-04	0-2
1980-81	2-0	2004-05	2-0
1981-82	2-0	2005-06	1-1
1982-83	1-1	2006-07	1-1
1983-84	1-1	2007-08	1-1
1984-85	1-1	2008-09	0-2
1985-86	1-1	2009-10	0-2
1986-87	1-1	2010-11	2-0
1988-89	1-1	2011-12	0-1
1989-90	1-1	2012-13	1-1
1990-91	1-1	2013-14	1-1
1991-92	1-1	2014-15	1-1
1992-93	1-1	2015-16	0-2
1993-94	1-1	<b>Totals</b>	<b>61-46</b>

## GENERAL INFORMATION

**Home Court:** Quicken Loans Arena (20,562)  
**Radio:** WTAM (1100 AM)  
John Michael, Jim Chones, Mike Snyder  
**Spanish Radio:** LA MEGA (87.7 FM)  
Rafael Hernández Brito  
**Television:** FOX Sports Ohio  
Fred McLeod, Austin Carr, Allie Clifton  
**Team Colors:** Wine, Gold

LARGEST WINNING MARGIN			
OKC:	Score	Date	at
35	11/3/80	at Seattle	118-83
35	11/26/08	at Cleveland	82-117

## CURRENT STREAKS VS. CAVALIERS

SITE	LAST WIN	SCORE	LAST LOSS	SCORE	STREAK
At Home	12/11/14	103-94	12/17/15	100-104	Lost 1
At Cleveland	3/20/14	102-95	2/21/16	92-115	Lost 2
Overall	12/11/14	103-94	2/21/16	92-115	Lost 3

## ALL-TIME OKLAHOMA CITY VS. CLEVELAND

11/26/08	OKC	@	CLE	L 82-117	11/11/12	OKC	vs	CLE	W 106-91
12/21/08	OKC	vs	CLE	L 91-102	2/21/13	OKC	@	CLE	L 110-115
2008-09 Overall 0-2 Home 0-1 Road 0-1					2012-13 Overall 1-1 Home 1-0 Road 0-1				
12/13/09	OKC	vs	CLE	L 89-102	2/26/14	OKC	vs	CLE	L 104-114
1/23/10	OKC	@	CLE	L 99-100	3/20/14	OKC	@	CLE	W 102-95
2009-10 Overall 0-2 Home 0-1 Road 0-1					2013-14 Overall 1-1 Home 1-0 Road 0-1				
12/12/10	OKC	vs	CLE	W 106-77	12/11/14	OKC	vs	CLE	W 103-94
3/13/11	OKC	@	CLE	W 95-75	1/25/15	OKC	@	CLE	L 98-108
2010-11 Overall 2-0 Home 1-0 Road 1-0					2014-15 Overall 1-1 Home 1-0 Road 0-1				
3/9/12	OKC	vs	CLE	L 90-96	12/17/15	OKC	@	CLE	L 100-104
2011-12 Overall 0-1 Home 0-1 Road 0-0					2/21/16	OKC	vs	CLE	L 92-115
					2015-16 Overall 0-2 Home 0-1 Road 0-1				



# DALLAS MAVERICKS

AMERICAN AIRLINES CENTER  
2500 Victory Avenue  
Dallas, TX 75219 • 214-665-4660

Rick Carlisle  
Head Coach



## DIRECTORY

**Owner:** Mark Cuban  
**President of Basketball Operations/GM:** Donn Nelson  
**Head Coach:** Rick Carlisle  
**Assistant Coaches:** Kaleb Canales, Melvin Hunt, Jamahl Mosley, Darrell Armstrong, Larry Shyatt  
**Head Athletic Trainer:** Casey Smith  
**Vice President of Basketball Communications:** Sarah Melton  
**Director of Basketball Communications:** Scott Tomlin  
**Basketball Communications Manager:** Alan Rakowski

## 2016-17 VS. MAVERICKS (ALL TIMES CENTRAL)

1/26/17	Thursday	at Oklahoma City	7:00 p.m.
3/5/17	Sunday	at Dallas	7:30 p.m.
3/27/17	Monday	at Dallas	7:30 p.m.

## 2015-16 VS. MAVERICKS

Date	Site	W/L	Score
11/22/15	OKC	W	117-114
1/13/16	OKC	W	108-89
1/22/16	Dallas	W	109-106
2/24/16	Dallas	W	116-103

## THUNDER VS. MAVERICKS ALL-TIME

YEAR	TOTAL	YEAR	TOTAL
1980-81	4-1	1999-00	3-1
1981-82	4-1	2000-01	1-3
1982-83	3-2	2001-02	1-3
1983-84	4-1	2002-03	2-2
1984-85	0-5	2003-04	1-3
1985-86	2-3	2004-05	1-3
1986-87	0-5	2005-06	0-3
1987-88	2-3	2006-07	0-4
1988-89	2-2	2007-08	1-3
1989-90	2-2	2008-09	1-2
1990-91	2-2	2009-10	2-2
1991-92	4-0	2010-11	1-2
1992-93	3-1	2011-12	3-1
1993-94	4-0	2012-13	4-0
1994-95	4-0	2013-14	1-2
1995-96	2-2	2014-15	1-3
1996-97	3-1	2015-16	4-0
1997-98	2-2	<b>Totals</b>	<b>77-70</b>
1998-99	3-0		

## GENERAL INFORMATION

**Home Court:** American Airlines Center (19,200)  
**Radio:** ESPN Radio (103.3 FM)  
Chuck Cooperstein, Brad Davis  
**Spanish Radio:** ESPN Deportes (1540 AM)  
Victor Villalba  
**Television:** FOX Sports Southwest  
Mark Followill, Derek Harper, Jeff Wade  
**Team Colors:** Blue, Black, Silver

## LARGEST WINNING MARGIN

OKC:	47	11/25/89	at Dallas	117-70
Dallas:	44	4/11/85	at Seattle	80-124

## CURRENT STREAKS VS. MAVERICKS

SITE	LAST WIN	SCORE	LAST LOSS	SCORE	STREAK
At Home	1/13/16	108-89	4/1/15	131-135	Won 2
At Dallas	2/24/16	116-103	3/16/15	115-119	Won 2
Overall	2/24/16	116-103	4/1/15	131-135	Won 4

## ALL-TIME OKLAHOMA CITY VS. DALLAS

12/13/08	OKC	@	DAL	L 99-103	12/27/12	OKC	vs	DAL	W 111-105 (OT)
2/27/09	OKC	@	DAL	L 108-110 (OT)	1/18/13	OKC	@	DAL	W 117-114 (OT)
3/2/09	OKC	vs	DAL	W 96-87	2/4/13	OKC	vs	DAL	W 112-91
2008-09 Overall 1-2 Home 1-0 Road 0-2					3/17/13	OKC	@	DAL	W 107-101
2009-10 Overall 2-2 Home 1-1 Road 1-1					2012-13 Overall 4-0 Home 2-0 Road 2-0				
12/16/09	OKC	vs	DAL	L 86-100	11/6/13	OKC	vs	DAL	W 107-93
1/15/10	OKC	@	DAL	L 98-99	3/16/14	OKC	vs	DAL	L 86-109
2/16/10	OKC	@	DAL	W 99-86	3/25/14	OKC	@	DAL	L 119-128 (OT)
4/3/10	OKC	@	DAL	W 121-116	2013-14 Overall 1-2 Home 1-1 Road 0-1				
2010-11 Overall 1-2 Home 0-2 Road 1-0					12/28/14	OKC	@	DAL	L 107-112
11/24/10	OKC	vs	DAL	L 103-111	2/19/15	OKC	vs	DAL	W 104-89
12/27/10	OKC	vs	DAL	L 93-103	3/16/15	OKC	@	DAL	L 115-119
1/6/11	OKC	@	DAL	W 99-95	4/1/15	OKC	vs	DAL	L 131-135
2011-12 Overall 3-1 Home 2-0 Road 1-1					2014-15 Overall 1-3 Home 1-1 Road 0-2				
12/29/11	OKC	vs	DAL	W 104-102	11/22/15	OKC	vs	DAL	W 117-114
1/2/12	OKC	@	DAL	L 87-100	1/13/16	OKC	vs	DAL	W 108-89
2/1/12	OKC	@	DAL	W 95-86	1/22/16	OKC	@	DAL	W 109-106
3/5/12	OKC	@	DAL	W 95-91	2/24/16	OKC	@	DAL	W 116-103
2015-16 Overall 4-0 Home 2-0 Road 2-0									



# DENVER NUGGETS

PEPSI CENTER  
1000 Chopper Circle  
Denver, CO 80204 • 303-405-1100

Michael Malone  
Head Coach



## DIRECTORY

**Owner:** E. Stanley Kroenke  
**General Manager and Executive Vice President of Basketball Operations:** Tim Connelly  
**Head Coach:** Michael Malone  
**Assistant Coaches:** Wes Unseld Jr., Micah Nori, Jordi Fernandez, Ryan Bowen, Chris Finch  
**Head Athletic Trainer:** Dan Shimensky  
**Media Relations Director:** Tim Gelt  
**Media Relations Manager:** Nick O'Hayre  
**Media Relations Coordinator:** Cody Wise  
**Media Relations Associate:** Steven Blevins

## 2016-17 VS. NUGGETS (ALL TIMES CENTRAL)

11/25/15	Friday	at Denver	8:00 p.m.
1/7/17	Saturday	at Oklahoma City	7:00 p.m.
4/9/17	Sunday	at Denver	4:00 p.m.
4/12/17	Wednesday	at Oklahoma City	7:00 p.m.

## 2015-16 VS. NUGGETS

Date	Site	W/L	Score
11/1/14	OKC	W	113-93
11/19/14	Denver	W	122-112
2/9/15	Denver	W	110-104
2/22/15	OKC	W	124-102

## THUNDER VS. NUGGETS ALL-TIME

YEAR	TOTAL	YEAR	TOTAL
1976-77	0-4	1998-99	2-2
1977-78	3-1	1999-00	3-1
1978-79	1-3	2000-01	2-2
1979-80	5-1	2001-02	1-3
1980-81	2-3	2002-03	3-1
1981-82	2-3	2003-04	2-2
1985-86	3-2	2004-05	2-2
1986-87	3-2	2005-06	2-2
1987-88	1-4	2006-07	1-3
1988-89	2-2	2007-08	1-3
1989-90	2-2	2008-09	0-4
1990-91	4-0	2009-10	1-3
1991-92	3-1	2010-11	3-1
1992-93	3-1	2011-12	2-1
1993-94	2-2	2012-13	1-3
1994-95	3-1	2013-14	3-1
1995-96	3-1	2014-15	3-1
1996-97	4-0	2015-16	4-0
1997-98	4-0	<b>Totals</b>	<b>92-75</b>

## GENERAL INFORMATION

**Home Court:** Pepsi Center (19,718)  
**Radio:** Altitude Radio Network  
Jason Kosmicki  
**Television:** Altitude Sports & Entertainment  
Chris Marlowe, Scott Hastings, Ally Strum  
**Team Colors:** Blue, Gold

## LARGEST WINNING MARGIN

OKC:	47	1/15/91	at Seattle	146-99
Denver:	54	3/16/08	at Denver	116-168

## CURRENT STREAKS VS. NUGGETS

SITE	LAST WIN	SCORE	LAST LOSS	SCORE	STREAK
At Home	2/22/15	119-94	3/19/13	104-114	Won 4
At Denver	2/9/15	124-114	11/19/14	100-107	Won 1
Overall	2/22/15	119-94	11/19/14	100-107	Won 2

## ALL-TIME OKLAHOMA CITY VS. DENVER

1/2/09	OKC	vs	DEN	L 120-122	1/16/13	OKC	vs	DEN	W 117-97
2/4/09	OKC	vs	DEN	L 113-114	1/20/13	OKC	@	DEN	L 118-121 (OT)
3/11/09	OKC	@	DEN	L 99-112	3/1/13	OKC	@	DEN	L 103-105
4/8/09	OKC	@	DEN	L 112-122	3/19/13	OKC	vs	DEN	L 104-114
2008-09 Overall 0-4 Home 0-2 Road 0-2					2012-13 Overall 1-3 Home 1-1 Road 0-2				
12/14/09	OKC	@	DEN	L 93-102	11/18/13	OKC	vs	DEN	W 115-113
1/29/10	OKC	vs	DEN	W 101-84	12/17/13	OKC	@	DEN	W 105-93
3/3/10	OKC	@	DEN	L 90-119	1/9/14	OKC	@	DEN	L 88-101
4/7/10	OKC	vs	DEN	L 94-98	3/24/14	OKC	vs	DEN	W 119-96
2009-10 Overall 1-3 Home 1-1 Road 0-2					2013-14 Overall 3-1 Home 2-0 Road 1-1				
12/25/10	OKC	vs	DEN	W 114-106	11/1/14	OKC	vs	DEN	W 102-91
1/19/11	OKC	@	DEN	L 107-112	11/19/14	OKC	@	DEN	L 100-107
4/5/11	OKC	@	DEN	W 101-94	2/9/15	OKC	@	DEN	W 124-114
4/8/11	OKC	vs	DEN	W 104-89	2/22/15	OKC	vs	DEN	W 119-94
2010-11 Overall 3-1 Home 2-0 Road 1-1					2014-15 Overall 3-1 Home 2-0 Road 1-1				
2/19/12	OKC	vs	DEN	W 124-118 (OT)	11/1/15	OKC	vs	DEN	W 117-93
3/15/12	OKC	@	DEN	W 103-90	12/27/2015	OKC	vs	DEN	W 122-112
4/25/12	OKC	vs	DEN	L 101-106	1/19/2016	OKC	@	DEN	W 110-104
2011-12 Overall 2-1 Home 1-1 Road 1-0					4/5/2016	OKC	@	DEN	W 124-102
2015-16 Overall 4-0 Home 2-0 Road 2-0									



# DETROIT PISTONS

THE PALACE OF AUBURN HILLS  
6 Championship Dr.  
Auburn Hills, MI 48326 • 248-377-0100

Stan Van Gundy  
Head Coach



## DIRECTORY

**Owner:** Tom Gores  
**President of Basketball Operations/Head Coach:** Stan Van Gundy  
**Assistant Coaches:** Malik Allen, Tim Hardaway, Charles Klask, Aaron Gray  
**Director of Sports Medicine/Head Athletic Trainer:** Jon Ishop  
**Vice President, Public Relations:** Kevin Grigg  
**Senior Director, Public Relations:** Cletus Lewis  
**Manager, Public Relations:** Michelle Fikany  
**Manager, Public Relations:** Michael Horan

## 2016-17 VS. PISTONS (ALL TIMES CENTRAL)

11/14/16 Monday at Detroit 6:30 p.m.  
11/26/16 Saturday at Oklahoma City 7:00 p.m.

## 2015-16 VS. PISTONS

Date	Site	W/L	Score
11/27/15	OKC	W	103-87
3/29/16	Detroit	L	82-88

## THUNDER VS. PISTONS ALL-TIME

YEAR	TOTAL	YEAR	TOTAL
1967-68	1-6	1992-93	2-0
1968-69	2-4	1993-94	1-1
1969-70	3-3	1994-95	2-0
1970-71	1-3	1995-96	1-1
1971-72	4-0	1996-97	1-1
1972-73	4-2	1997-98	2-0
1973-74	1-5	1998-99	0-1
1974-75	2-2	1999-00	0-2
1975-76	2-3	2000-01	0-2
1976-77	3-1	2001-02	1-1
1977-78	3-1	2002-03	1-1
1978-79	3-0	2003-04	1-1
1979-80	2-0	2004-05	1-1
1980-81	2-0	2005-06	0-2
1981-82	1-1	2006-07	0-2
1982-83	2-0	2007-08	0-2
1983-84	1-1	2008-09	1-1
1984-85	1-1	2009-10	2-0
1985-86	0-2	2010-11	2-0
1986-87	0-2	2011-12	1-0
1987-88	1-1	2012-13	2-0
1988-89	0-2	2013-14	2-0
1989-90	1-1	2014-15	1-1
1990-91	1-1	2015-16	1-1
1990-91	1-1	<b>Totals</b>	<b>67-64</b>
1991-92	1-1		

## GENERAL INFORMATION

**Home Court:** The Palace of Auburn Hills (21,165)  
**Radio:** WGMC 105.1 FM  
George Blaha, Mark Champion, Rick Mahorn  
**Television:** FS Detroit  
George Blaha, Greg Kelsner  
**Team Colors:** Red, White, Blue

## LARGEST WINNING MARGIN

OKC: 40 3/12/95 at Detroit 134-94  
Detroit: 31 10/26/70 at Detroit 111-142

## CURRENT STREAKS VS. PISTONS

SITE	LAST WIN	SCORE	LAST LOSS	SCORE	STREAK
At Home	11/27/15	103-87	11/14/14	89-96 (OT)	Won 1
At Detroit	12/7/14	96-94	3/29/16	82-88	Lost 2
Overall	11/27/15	103-87	3/29/16	82-88	Lost 1

## ALL-TIME OKLAHOMA CITY VS. DETROIT

12/26/08	OKC	@	DET	L 88-90	11/9/12	OKC	vs	DETW 105-94
1/16/09	OKC	vs	DET	W 89-79	11/12/12	OKC	@	DETW 92-90
2008-09 Overall 1-1 Home 1-0 Road 0-1								
10/30/09	OKC	@	DET	W 91-83	11/8/13	OKC	@	DETW 119-110
12/18/09	OKC	vs	DET	W 109-98	4/16/14	OKC	vs	DETW 112-111
2009-10 Overall 2-0 Home 1-0 Road 1-0								
10/29/10	OKC	@	DET	W 105-104	11/14/14	OKC	vs	DETL 89-96 (OT)
3/11/11	OKC	vs	DET	W 104-94	12/7/14	OKC	@	DETW 96-94
2010-11 Overall 2-0 Home 1-0 Road 1-0								
1/23/12	OKC	vs	DET	W 99-79	11/27/15	OKC	vs	DETW 103-87
2011-12 Overall 1-0 Home 1-0 Road 0-0								
					3/29/16	OKC	@	DETL 82-88
2015-16 Overall 1-1 Home 1-0 Road 0-1								



# GOLDEN STATE WARRIORS

1011 Broadway  
Oakland, CA 94607 • 510-986-2200

Steve Kerr  
Head Coach



## DIRECTORY

**Owner & CEO:** Joe Lacob  
**Owner:** Peter Guber  
**President, Basketball Operations/General Manager:** Bob Myers  
**Head Coach:** Steve Kerr  
**Assistant Coaches:** Ron Adams, Mike Brown, Jarron Collins  
**Head Athletic Trainer:** Drew Yoder  
**Vice President, Communications:** Raymond Ridder  
**Senior Director, Public Relations:** Dan Martinez  
**Director, Publications & Statistical Information:** Darryl Arata  
**Senior Manager, Public Relations:** Brett Winkler  
**Assistant, Public Relations:** Matt de Nesnera

## 2016-17 VS. WARRIORS (ALL TIMES CENTRAL)

11/3/16 Thursday at Golden State 9:30 p.m.  
1/18/17 Wednesday at Golden State 9:30 p.m.  
2/11/17 Saturday at OKC 7:30 p.m.  
3/20/17 Monday at OKC 7:00 p.m.

## 2015-16 VS. WARRIORS

Date	Site	W/L	Score
2/6/16	Golden State	L	108-116
2/27/16	OKC	L	118-121 (OT)
3/3/16	Golden State	L	106-121

## THUNDER VS. WARRIORS ALL-TIME

YEAR	TOTAL	YEAR	TOTAL
1967-68	1-7	1993-94	4-1
1968-69	3-4	1994-95	4-1
1969-70	4-3	1995-96	4-0
1970-71	3-3	1996-97	4-0
1971-72	2-4	1997-98	3-1
1972-73	3-4	1998-99	2-1
1973-74	3-3	1999-00	4-0
1974-75	3-4	2000-01	4-0
1975-76	3-4	2001-02	4-0
1976-77	3-1	2002-03	2-2
1977-78	2-2	2003-04	1-3
1978-79	1-3	2004-05	2-2
1979-80	6-0	2005-06	1-2
1980-81	3-3	2006-07	1-3
1981-82	5-1	2007-08	1-2
1982-83	3-3	2008-09	2-2
1983-84	2-4	2009-10	3-1
1984-85	3-3	2010-11	2-1
1985-86	4-2	2011-12	3-0
1986-87	2-4	2012-13	3-1
1987-88	5-1	2013-14	2-1
1988-89	4-2	2014-15	1-3
1989-90	3-2	2015-16	0-3
1990-91	1-3	<b>Totals</b>	<b>135-104</b>
1991-92	2-3	vs. San Fran.	11-17
1992-93	4-1	vs. G.S.	124-87

## GENERAL INFORMATION

**Home Court:** ORACLE Arena (19,596)  
**Radio:** KGMZ (95.7 The Game)  
Tim Roye  
**Television:** Comcast SportsNet Bay Area  
Bob Fitzgerald, Jim Barnett, Rosalyn Gold-Onwude  
**Team Colors:** Warriors Royal Blue, California Golden Yellow

## LARGEST WINNING MARGIN

OKC: 45 2/14/71 at Seattle 146-101  
Golden State: 36 3/15/75 at Golden State 84-120

## CURRENT STREAKS VS. WARRIORS

SITE	LAST WIN	SCORE	LAST LOSS	SCORE	STREAK
At Home	1/16/15	127-115	2/27/16	118-121 (OT)	Lost 1
At Golden State	4/11/13	116-97	3/3/16	106-121	Lost 5
Overall	1/16/15	127-115	3/3/16	106-121	Lost 3

## ALL-TIME OKLAHOMA CITY VS. GOLDEN STATE

12/8/08	OKC	vs	GSW	L 102-112	11/18/12	OKC	vs	GSW	W 119-109
12/31/08	OKC	vs	GSW	W 107-100	1/23/13	OKC	@	GSW	L 99-104
1/21/09	OKC	@	GSW	W 122-121	2/6/13	OKC	vs	GSW	W 119-98
2/21/09	OKC	@	GSW	L 120-133	4/11/13	OKC	@	GSW	W 116-97
2008-09 Overall 2-2 Home 1-1 Road 1-1									
12/7/09	OKC	vs	GSW	W 104-88	11/14/13	OKC	@	GSW	L 115-116
1/31/10	OKC	vs	GSW	W 107-104	11/29/13	OKC	vs	GSW	W 113-112 (OT)
2/6/10	OKC	@	GSW	W 104-95	1/17/14	OKC	vs	GSW	W 127-121
4/11/10	OKC	@	GSW	L 117-120	2013-14 Overall 3-1 Home 2-0 Road 1-1				
2009-10 Overall 3-1 Home 2-0 Road 1-1									
12/5/10	OKC	vs	GSW	W 114-109	11/23/14	OKC	vs	GSW	L 86-91
2/13/11	OKC	@	GSW	L 94-100	12/18/14	OKC	@	GSW	L 109-114
3/29/11	OKC	vs	GSW	W 115-114 (OT)	1/5/15	OKC	@	GSW	L 91-117
2010-11 Overall 2-1 Home 2-0 Road 0-1									
1/27/12	OKC	@	GSW	W 120-109	1/17/15	OKC	vs	GSW	W 127-115
2/7/12	OKC	@	GSW	W 119-116	2014-15 Overall 1-3 Home 1-1 Road 0-2				
2/17/12	OKC	vs	GSW	W 110-87	2/6/16	OKC	@	GSW	L 108-116
2011-12 Overall 3-0 Home 1-0 Road 2-0									
					2/27/16	OKC	vs	GSW	L 118-121 (OT)
					3/3/16	OKC	@	GSW	L 106-121
2015-16 Overall 0-3 Home 0-1 Road 0-2									





# HOUSTON ROCKETS

TOYOTA CENTER  
1510 Polk Street  
Houston, TX 77002 • 713-758-7200

Mike D'Antoni  
Head Coach



## DIRECTORY

**Owner:** Leslie Alexander  
**General Manager:** Daryl Morey  
**Head Coach:** Mike D'Antoni  
**Assistant Coaches:** Jeff Bzdelik, Roy Rogers, Brett Gunning  
**Head Athletic Trainer:** Jason Biles  
**Senior Director, Media & Player Relations:** Tracey Hughes  
**Manager, Media Relations:** Sean McCloskey  
**Coordinator, Media Relations:** Jenny Zehentner

2016-17 VS. ROCKETS (ALL TIMES CENTRAL)				
11/16/16	Wednesday	at Oklahoma City	7:00 p.m.	
12/9/16	Friday	at Oklahoma City	7:00 p.m.	
1/5/17	Thursday	at Houston	7:00 p.m.	
3/26/17	Sunday	at Houston	2:30 p.m.	

2015-16 VS. ROCKETS				
Date	Site	W/L	Score	
11/2/15	Houston	L	105-110	
1/29/16	OKC	W	116-108	
3/22/16	OKC	W	111-107	
4/3/16	Houston	L	110-118	

THUNDER VS. ROCKETS ALL-TIME				
YEAR	TOTAL	YEAR	TOTAL	
1967-68	5-3	1993-94	2-2	
1968-69	3-3	1994-95	4-0	
1969-70	2-4	1995-96	4-0	
1970-71	1-5	1996-97	1-3	
1971-72	3-3	1997-98	3-1	
1972-73	2-2	1998-99	1-2	
1973-74	3-1	1999-00	3-1	
1974-75	3-1	2000-01	2-2	
1975-76	2-2	2001-02	2-2	
1976-77	1-3	2002-03	2-2	
1977-78	4-0	2003-04	3-1	
1978-79	2-2	2004-05	1-3	
1979-80	1-1	2005-06	1-3	
1980-81	1-4	2006-07	0-3	
1981-82	3-2	2007-08	0-4	
1982-83	4-1	2008-09	0-3	
1983-84	2-3	2009-10	1-3	
1984-85	2-3	2010-11	3-1	
1985-86	2-3	2011-12	2-2	
1986-87	4-1	2012-13	2-1	
1987-88	2-3	2013-14	3-1	
1988-89	2-2	2014-15	0-3	
1989-90	2-2	2015-16	2-2	
1990-91	2-2	<b>TOTALS</b>	<b>106-97</b>	
1991-92	3-1	vs. San Diego	11-17	
1992-93	3-1	vs. Houston	95-80	

## GENERAL INFORMATION

**Home Court:** Toyota Center (18,055)  
**Radio:** Sports Talk 790 (KBME 790 AM)  
Craig Ackerman, Matt Thomas  
**Spanish Radio:** La Ranchera (KEYH 850 AM)  
Adrian Chavarria  
**Television:** ROOT Sports Southwest  
Bill Worrell, Matt Bullard, Clyde Drexler, Craig Ackerman  
**Team Colors:** Red, White, Silver

### LARGEST WINNING MARGIN

OKC:	56	12/6/86	at Houston	136-80
Houston:	40	4/13/97	at Houston	73-113

### CURRENT STREAKS VS. ROCKETS

SITE	LAST WIN	SCORE	LAST LOSS	SCORE	STREAK
At Home	3/22/16	111-107	4/5/15	112-115	Won 2
At Houston	1/16/14	104-92	4/3/16	110-118	Lost 4
Overall	3/22/16	111-107	4/3/16	110-118	Lost 1

### ALL-TIME OKLAHOMA CITY VS. HOUSTON

11/1/08	OKC	@	HOU	L 77-89	11/28/12	OKC	vs	HOU	W 120-98
11/17/08	OKC	vs	HOU	L 89-100	12/29/12	OKC	@	HOU	W 124-94
1/9/09	OKC	vs	HOU	L 96-98	2/20/13	OKC	@	HOU	L 119-122
2008-09 Overall 0-3 Home 0-2 Road 0-1									
2012-13 Overall 2-1 Home 1-0 Road 1-1									
11/6/09	OKC	@	HOU	L 94-105	12/29/13	OKC	vs	HOU	W 117-86
11/29/09	OKC	vs	HOU	L 91-100	1/16/14	OKC	@	HOU	W 104-92
12/19/09	OKC	@	HOU	L 90-95	3/11/14	OKC	vs	HOU	W 106-98
3/24/10	OKC	vs	HOU	W 122-104	4/4/14	OKC	@	HOU	L 107-111
2009-10 Overall 1-3 Home 1-1 Road 0-2									
2013-14 Overall 3-1 Home 2-0 Road 1-1									
11/17/10	OKC	vs	HOU	W 116-99	11/16/14	OKC	vs	HOU	L 65-69
11/28/10	OKC	@	HOU	L 98-99	1/15/15	OKC	@	HOU	L 101-112
12/15/10	OKC	vs	HOU	W 117-105	4/5/15	OKC	vs	HOU	L 112-115
1/12/11	OKC	@	HOU	W 118-112	2014-15 Overall 0-3 Home 0-2 Road 0-1				
2010-11 Overall 3-1 Home 2-0 Road 1-1									
1/6/12	OKC	vs	HOU	W 109-94	11/2/15	OKC	@	HOU	L 105-110
1/7/12	OKC	@	HOU	W 98-95	1/29/16	OKC	vs	HOU	W 116-108
2/15/12	OKC	@	HOU	L 95-96	3/22/16	OKC	vs	HOU	W 111-107
3/13/12	OKC	vs	HOU	L 103-104	4/3/2016	OKC	@	HOU	L 110-118
2011-12 Overall 2-2 Home 1-1 Road 1-1									
2015-16 Overall 2-2 Home 2-0 Road 0-2									



# INDIANA PACERS

BANKERS LIFE FIELDHOUSE  
125 S. Pennsylvania St.  
Indianapolis, IN 46204 • 317-917-2500

Nate McMillan  
Head Coach



## DIRECTORY

**Owner, Chariman & CEO:** Herbert Simon  
**President of Basketball Operations:** Larry Bird  
**Head Coach:** Nate McMillan  
**Assistant Coaches:** Bill Bayno, Dan Burke, Popeye Jones  
**Senior Director of Medical Operations/Head Athletic Trainer:** Josh Corbell  
**Director of Indiana Pacers Media Relations:** David Benner  
**Senior Media Relations Manager:** Krissy Myers  
**Media Relations Assistant:** Wes Kaminski

2016-17 VS. PACERS (ALL TIMES CENTRAL)				
11/20/16	Sunday	at Oklahoma City	6:00 p.m.	
2/6/17	Monday	at Indiana	6:00 p.m.	

2015-16 VS. PACERS				
Date	Site	W/L	Score	
2/19/16	OKC	L	98-101	
3/19/16	Indiana	W	115-111	

## THUNDER VS. PACERS ALL-TIME

YEAR	TOTAL	YEAR	TOTAL	
1976-77	2-2	1997-98	2-0	
1977-78	3-1	1998-99	Did Not Play	
1978-79	4-0	1999-00	1-1	
1979-80	2-0	2000-01	1-1	
1980-81	2-0	2001-02	2-0	
1981-82	1-1	2002-03	0-2	
1982-83	1-1	2003-04	0-2	
1983-84	1-1	2004-05	2-0	
1984-85	2-0	2005-06	1-1	
1985-86	0-2	2006-07	2-0	
1986-87	1-1	2007-08	1-1	
1987-88	1-1	2008-09	0-2	
1988-89	1-1	2009-10	1-1	
1989-90	1-1	2010-11	2-0	
1990-91	1-1	2011-12	0-1	
1991-92	2-0	2012-13	2-0	
1992-93	0-2	2013-14	1-1	
1993-94	1-1	2014-15	1-1	
1994-95	1-1	2015-16	1-1	
1995-96	0-2	<b>Totals</b>	<b>48-35</b>	
1996-97	1-1			

## GENERAL INFORMATION

**Home Court:** Bankers Life Fieldhouse (18,165)  
**Radio:** 1070 The Fan/93.5 FM  
Mark Boyle, Bob Leonard  
**Television:** FSN Indiana  
Quinn Buckner, Chris Denari, Jeremiah Johnson  
**Team Colors:** Navy Blue, Gold

### LARGEST WINNING MARGIN

OKC:	24	12/8/13	at OKC	118-94
Indiana:	30	10/26/77	at Indiana	120-90

### CURRENT STREAKS VS. PACERS

SITE	LAST WIN	SCORE	LAST LOSS	SCORE	STREAK
At Home	2/24/15	105-92	2/19/16	98-101	Lost 1
At Indiana	3/19/16	115-111	4/12/15	104-116	Won 1
Overall	3/19/16	115-111	2/19/16	98-101	Won 1

### ALL-TIME OKLAHOMA CITY VS. INDIANA

11/10/08	OKC	@	IND	L 99-107	12/9/12	OKC	vs	IND	W 104-93
4/5/09	OKC	vs	IND	L 99-117	4/5/13	OKC	@	IND	W 97-75
2008-09 Overall 0-2 Home 0-1 Road 0-1									
2012-13 Overall 2-0 Home 1-0 Road 1-0									
1/9/10	OKC	vs	IND	W 108-102	12/8/13	OKC	vs	IND	W 118-94
3/21/10	OKC	@	IND	L 101-121	4/13/14	OKC	@	IND	L 97-102
2009-10 Overall 1-1 Home 1-0 Road 0-1									
2013-14 Overall 1-1 Home 1-0 Road 0-1									
11/26/10	OKC	@	IND	W 110-106 (OT)	2/24/15	OKC	vs	IND	W 105-92
3/21/11	OKC	vs	IND	W 113-89	4/12/15	OKC	@	IND	L 104-116
2010-11 Overall 2-0 Home 1-0 Road 1-0									
2014-15 Overall 1-1 Home 1-0 Road 0-1									
4/6/12	OKC	@	IND	L 98-103	2/19/16	OKC	vs	IND	L 98-101
2011-12 Overall 0-1 Home 0-0 Road 0-1									
2015-16 Overall 1-1 Home 0-1 Road 1-0									



# LOS ANGELES CLIPPERS

LOS ANGELES CLIPPERS TRAINING CENTER

6951 S. Centinela Ave.

Playa Vista, CA 90094 • (310) 862-6000 Glenn "Doc" Rivers  
Head Coach



## DIRECTORY

**Owner:** Steve Ballmer  
**President, Basketball Operations & Head Coach:** Glenn "Doc" Rivers  
**Assistant Coaches:** Mike Woodson, Sam Cassell, Brenden O'Connor, Armond Hill, Patrick Sullivan, John Welch  
**Director of Medical Services/Head Athletic Trainer:** Jasen Powell  
**Vice President, Basketball Communications:** Seth Burton  
**Director, Communications:** Dennis Rogers  
**Assistant Director, Communications:** Ta'Nisha Cooper  
**Assistant Director, Communications:** Steven Esparza  
**Communications Manager:** Aubrey Freckman  
**Communications Assistant:** Brandon Ehrlich

## GENERAL INFORMATION

**Home Court:** STAPLES Center (19,060)  
**Radio:** AM 570  
 Brian Sieman  
**Spanish Radio:** ESPN Deportes (1330 AM)  
 Armando Garcia  
**Television:** Prime Ticket  
 Ralph Lawler, Michael Smith  
**Team Colors:** Red, White, Blue, Black

## LARGEST WINNING MARGIN

OKC: 50 12/2/88 at Seattle 154-104  
 L.A. Clippers: 30 11/3/04 at Los Angeles 84-114

## CURRENT STREAKS VS. CLIPPERS

SITE	LAST WIN	SCORE	LAST LOSS	SCORE	STREAK
At Home	3/31/16	119-117	3/11/15	108-120	Won 2
At L.A.	12/21/15	100-99	3/2/16	98-103	Won 1
Overall	3/31/16	119-117	3/2/16	98-103	Won 2

## ALL-TIME OKLAHOMA CITY VS. L.A. CLIPPERS

11/19/08	OKC	vs	LAC	L 88-108	11/21/12	OKC	vs	LAC	W 117-111 (OT)
12/16/08	OKC	vs	LAC	L 88-98	1/22/13	OKC	@	LAC	W 109-97
1/23/09	OKC	@	LAC	L 104-107	3/3/13	OKC	@	LAC	W 108-104
4/15/09	OKC	@	LAC	W 126-85	2012-13 Overall 3-0 Home 1-0 Road 2-0				
2008-09 Overall 1-3 Home 0-2 Road 1-1									
11/11/09	OKC	@	LAC	W 83-79	11/13/13	OKC	@	LAC	L 103-111
11/15/09	OKC	vs	LAC	L 93-101	11/21/13	OKC	vs	LAC	W 105-91
3/5/10	OKC	@	LAC	W 104-87	2/23/14	OKC	vs	LAC	L 117-125
2009-10 Overall 2-1 Home 1-0 Road 2-0									
11/3/10	OKC	@	LAC	L 92-107	4/9/14	OKC	@	LAC	W 107-101
2/22/11	OKC	vs	LAC	W 111-88	2013-14 Overall 2-2 Home 1-0 Road 1-1				
4/2/11	OKC	@	LAC	L 92-98	10/30/14	OKC	@	LAC	L 90-93
4/6/11	OKC	vs	LAC	W 112-108	2/8/15	OKC	vs	LAC	W 131-108
2010-11 Overall 2-2 Home 2-0 Road 0-2									
1/30/12	OKC	@	LAC	L 100-112	3/11/15	OKC	vs	LAC	L 108-120
3/21/12	OKC	vs	LAC	W 114-91	2014-15 Overall 1-2 Home 1-1 Road 0-1				
4/11/12	OKC	vs	LAC	L 98-100	12/21/15	OKC	@	LAC	W 100-99
4/16/12	OKC	@	LAC	L 77-92	3/2/16	OKC	@	LAC	L 98-103
2011-12 Overall 1-3 Home 1-1 Road 0-2									
					3/9/16	OKC	vs	LAC	W 120-108
					3/31/16	OKC	vs	LAC	W 119-117
					2015-16 Overall 3-1 Home 2-0 Road 1-1				

## 2016-17 VS. CLIPPERS (ALL TIMES CENTRAL)

11/2/16	Wednesday	at Los Angeles	9:30 p.m.
11/11/16	Friday	at Oklahoma City	7:00 p.m.
12/31/16	Saturday	at Oklahoma City	7:00 p.m.
1/16/17	Monday	at Los Angeles	9:30 p.m.

## 2015-16 VS. CLIPPERS

Date	Site	W/L	Score
12/21/15	L.A.	W	100-99
3/2/16	L.A.	L	98-103
3/9/16	OKC	W	120-108
3/31/16	OKC	W	119-117

## THUNDER VS. CLIPPERS ALL-TIME

YEAR	TOTAL	YEAR	TOTAL
1970-71	3-1	1995-96	4-0
1971-72	4-0	1996-97	3-1
1972-73	2-2	1997-98	4-0
1973-74	2-2	1998-99	3-0
1974-75	1-3	1999-00	3-1
1975-76	2-2	2000-01	4-0
1976-77	1-3	2001-02	3-1
1977-78	3-1	2002-03	3-1
1978-79	2-2	2003-04	4-0
1979-80	3-3	2004-05	1-2
1980-81	1-5	2005-06	1-3
1981-82	5-1	2006-07	2-2
1982-83	6-0	2007-08	1-2
1983-84	3-3	2008-09	1-3
1984-85	4-2	2009-10	2-1
1985-86	3-3	2010-11	2-2
1986-87	4-2	2011-12	1-3
1987-88	5-1	2012-13	3-0
1988-89	4-1	2013-14	2-2
1989-90	2-3	2014-15	1-2
1990-91	3-2	2015-16	3-1
1991-92	3-2	<b>Totals</b>	<b>130-73</b>
1992-93	4-1	vs. Buffalo	18-14
1993-94	4-1	vs. San Diego	20-14
1994-95	5-0	vs. L.A.	92-45



# LOS ANGELES LAKERS

555 N. Nash St.  
El Segundo, CA 90245 • 310-426-6000

Luke Walton  
Head Coach



## DIRECTORY

**President/Governor:** Jeanie Buss  
**General Manager:** Mitch Kupchak  
**Head Coach:** Luke Walton  
**Associate Head Coach:** Brian Shaw  
**Assistant Coaches:** Brian Keefe, Jesse Mermuys, Mark Madsen  
**Athletic Trainer:** Marco Nunez  
**Vice President, Public Relations:** John Black  
**Senior Manager, Public Relations:** Alison Bogli  
**Senior Manager, Public Relations:** Calder Hynes  
**Coordinator, Public Relations:** Will Patterson  
**Assistant, Public Relations:** Matt Fleer

## 2016-17 VS. LAKERS (ALL TIMES CENTRAL)

10/30/16	Sunday	at Oklahoma City	6:00 p.m.
11/22/16	Tuesday	at Los Angeles	9:30 p.m.
2/24/17	Friday	at Oklahoma City	7:00 p.m.

## 2015-16 VS. LAKERS

Date	Site	W/L	Score
12/19/15	OKC	W	104-103
12/23/15	L.A.	W	108-101
1/8/16	L.A.	W	127-117
4/11/16	OKC	W	112-79

## THUNDER VS. LAKERS ALL-TIME

YEAR	TOTAL	YEAR	TOTAL
1967-68	4-4	1992-93	4-1
1968-69	1-5	1993-94	5-0
1969-70	0-6	1994-95	1-4
1970-71	2-4	1995-96	2-2
1971-72	1-5	1996-97	1-3
1972-73	0-6	1997-98	3-1
1973-74	3-4	1998-99	2-2
1974-75	6-2	1999-00	1-3
1975-76	3-3	2000-01	4-0
1976-77	1-3	2001-02	1-3
1977-78	3-1	2002-03	2-2
1978-79	2-2	2003-04	1-3
1979-80	2-4	2004-05	3-1
1980-81	0-6	2005-06	1-2
1981-82	2-4	2006-07	1-3
1982-83	1-5	2007-08	0-4
1983-84	3-3	2008-09	0-3
1984-85	3-3	2009-10	1-3
1985-86	2-4	2010-11	1-2
1986-87	2-4	2011-12	2-1
1987-88	2-4	2012-13	3-1
1988-89	2-4	2013-14	3-1
1989-90	0-4	2014-15	3-0
1990-91	2-3	2015-16	4-0
1991-92	4-1	<b>Totals</b>	<b>100-139</b>

## GENERAL INFORMATION

**Home Court:** STAPLES Center (18,997)  
**Radio:** ESPNLA Radio (710 AM)  
 John Ireland, Mychal Thompson  
**Spanish Radio:** ESPN Deportes (1330 AM)  
 Fernando Gonzalez, Jose "Pepe" Mantilla  
**Television:** Spectrum SportsNet  
 Bill McDonald, Stu Lantz  
**Spanish Television:** Spectrum Deportes  
 Adrian Garcia Marquez, Francisco Pinto  
**Team Colors:** Purple, Gold

## LARGEST WINNING MARGIN

OKC: 40 12/19/15 at Oklahoma City 118-78  
 L.A. Lakers: 38 2/2/68 at Los Angeles 113-151

## CURRENT STREAKS VS. LAKERS

SITE	LAST WIN	SCORE	LAST LOSS	SCORE	STREAK
At Home	4/11/16	112-79	2/27/11	87-90	Won 8
At L.A.	1/8/16	117-113	3/9/14	110-114	Won 4
Overall	4/11/16	112-79	3/9/14	110-114	Won 8

## ALL-TIME OKLAHOMA CITY VS. L.A. LAKERS

2/10/09	OKC	@	LAL	L 98-105	12/7/12	OKC	vs	LAL	W 114-108
2/24/09	OKC	vs	LAL	L 93-107	1/11/13	OKC	@	LAL	W 116-101
3/24/09	OKC	vs	LAL	L 89-107	1/27/13	OKC	@	LAL	L 96-105
2008-09 Overall 0-3 Home 0-2 Road 0-1									
11/3/09	OKC	vs	LAL	L 98-101 (OT)	3/5/13	OKC	vs	LAL	W 122-105
11/22/09	OKC	@	LAL	L 85-101	2012-13 Overall 3-1 Home 2-0 Road 1-1				
12/22/09	OKC	@	LAL	L 108-111	12/13/13	OKC	vs	LAL	W 122-97
3/26/10	OKC	vs	LAL	W 91-75	2/13/14	OKC	@	LAL	W 107-103
2009-10 Overall 1-3 Home 1-1 Road 0-2									
1/17/11	OKC	@	LAL	L 94-101	3/9/14	OKC	@	LAL	L 110-114
2/27/11	OKC	vs	LAL	L 87-90	3/13/14	OKC	vs	LAL	W 131-102
4/10/11	OKC	@	LAL	W 120-106	2013-14 Overall 3-1 Home 2-0 Road 1-1				
2010-11 Overall 1-2 Home 0-1 Road 1-1									
2/23/12	OKC	vs	LAL	W 100-85	12/19/14	OKC	@	LAL	W 104-103
3/29/12	OKC	@	LAL	W 102-93	3/1/15	OKC	@	LAL	W 108-101
4/22/12	OKC	@	LAL	L 106-114 (2OT)	3/24/15	OKC	vs	LAL	W 127-117
2011-12 Overall 2-1 Home 1-0 Road 1-1									
12/19/15	OKC	vs	LAL	W 118-78	2014-15 Overall 3-0 Home 1-0 Road 2-0				
12/23/15	OKC	@	LAL	W 120-85	12/19/15	OKC	vs	LAL	W 118-78
1/8/16	OKC	@	LAL	W 117-113	12/23/15	OKC	@	LAL	W 120-85
4/11/16	OKC	vs	LAL	W 112-79	1/8/16	OKC	@	LAL	W 117-113
2015-16 Overall 4-0 Home 2-0 Road 2-0									



# MEMPHIS GRIZZLIES

FEDEXFORUM  
191 Beale Street  
Memphis, TN 38103 • 901-205-1234

David Fizdale  
Head Coach



## DIRECTORY

**Controlling Owner:** Robert Pera  
**General Manager:** Chris Wallace  
**Head Coach:** David Fizdale  
**Associate Head Coach:** J.B. Bickerstaff  
**Assistant Coaches:** Keith Smart, Bob Bender, Nick Van Exel, Adam Mazarei  
**Head Athletic Trainer:** Jim Scholler  
**Director of Communications and Publications:** Jason Wallace  
**Manager of Communications and Publications:** Ross Wooden  
**Senior Coordinator of Communications and Publications:** Kerri Harper

## GENERAL INFORMATION

**Home Court:** FedExForum (18,119)  
**Radio:** ESPN (92.9 FM/680 AM)  
Eric Hasseltine, Hank McDowell, Elliot Perry  
**Television:** FOX Sports Southeast  
Pete Pranic, Brevin Knight, Sean Tuohy, Rob Fischer, Chris Vernon  
**Team Colors:** Memphis Midnight, Beale Street Blue, Smoke Blue, Grizzlies Gold

### LARGEST WINNING MARGIN

OKC:	40	4/3/98	at Vancouver	138-98
Memphis:	25	3/8/06	at Seattle	74-99
	25	11/8/05	at Memphis	69-94

### CURRENT STREAKS VS. GRIZZLIES

SITE	LAST WIN	SCORE	LAST LOSS	SCORE	STREAK
At Home	1/6/16	112-94	11/7/14	89-91	Won 2
At Memphis	12/8/15	125-88	11/16/15	114-122	Won 1
Overall	1/6/16	112-94	4/3/15	92-100	Won 2

### ALL-TIME OKLAHOMA CITY VS. MEMPHIS

Date	Site	W/L	Score	Date	Site	W/L	Score
11/29/08	OKC @ MEM	W	111-103	11/14/12	OKC vs MEM	L	97-107
12/10/08	OKC vs MEM	L	102-108	1/31/13	OKC vs MEM	W	106-89
1/28/09	OKC vs MEM	W	114-102 (OT)	3/20/13	OKC @ MEM	L	89-90 (OT)
2/28/09	OKC @ MEM	W	99-92	2012-13 Overall 1-2 Home 1-1 Road 0-1			
2008-09 Overall 3-1 Home 1-1 Road 2-0				12/11/13	OKC @ MEM	W	116-100
12/11/09	OKC @ MEM	W	102-94	1/14/14	OKC @ MEM	L	87-90
1/22/10	OKC @ MEM	L	84-86	2/3/14	OKC vs MEM	W	86-77
4/14/10	OKC vs MEM	W	114-105	2/28/14	OKC vs MEM	W	113-107
2009-10 Overall 2-1 Home 1-0 Road 1-1				2013-14 Overall 3-1 Home 2-0 Road 1-1			
1/4/11	OKC @ MEM	L	105-110	11/7/14	OKC vs MEM	L	89-91
1/8/11	OKC vs MEM	W	109-100	1/31/15	OKC @ MEM	L	74-85
2/8/11	OKC vs MEM	L	101-105 (OT)	2/11/15	OKC vs MEM	W	105-89
3/7/11	OKC @ MEM	L	101-107	4/3/15	OKC @ MEM	L	92-100
2010-11 Overall 1-3 Home 1-1 Road 0-2				2014-15 Overall 1-3 Home 1-1 Road 0-2			
12/28/11	OKC @ MEM	W	98-95	11/16/15	OKC @ MEM	L	114-122
1/10/12	OKC @ MEM	W	100-95	12/8/15	OKC @ MEM	W	125-88
2/3/12	OKC vs MEM	W	101-94	1/6/2016	OKC vs MEM	W	112-94
4/2/12	OKC vs MEM	L	88-94	2015-16 Overall 2-1 Home 1-0 Road 1-1			
2011-12 Overall 3-1 Home 1-1 Road 2-0							

### 2016-17 VS. GRIZZLIES (ALL TIMES CENTRAL)

Date	Day	at	Score
12/29/16	Thursday	at Memphis	7:00 p.m.
1/11/17	Wednesday	at Oklahoma City	7:00 p.m.
2/3/17	Friday	at Oklahoma City	8:30 p.m.
4/5/17	Wednesday	at Memphis	7:00 p.m.

### 2015-16 VS. GRIZZLIES

Date	Site	W/L	Score
11/16/15	OKC	L	114-122
12/8/15	Memphis	W	125-88
1/6/16	Memphis	W	112-94

### THUNDER VS. GRIZZLIES ALL-TIME

YEAR	TOTAL	YEAR	TOTAL
1995-96	3-1	2007-08	1-3
1996-97	4-0	2008-09	3-1
1997-98	4-0	2009-10	2-1
1998-99	2-1	2010-11	1-3
1999-00	4-0	2011-12	3-1
2000-01	3-1	2012-13	1-2
2001-02	4-0	2013-14	3-1
2002-03	3-1	2014-15	1-3
2003-04	3-1	2015-16	2-1
2004-05	3-0	<b>Totals</b>	<b>53-25</b>
2005-06	1-3	vs. Vancouver	20-3
2006-07	2-1	vs. Memphis	33-22



# MIAMI HEAT

AMERICAN AIRLINES ARENA  
601 Biscayne Blvd.  
Miami, FL 33132 • 786-777-4328

Erik Spoelstra  
Head Coach



## DIRECTORY

**Managing General Partner:** Micky Arison  
**President:** Pat Riley  
**Head Coach:** Erik Spoelstra  
**Assistant Coaches:** Dan Craig, Juwan Howard  
**Head Athletic Trainer:** Jay Sabol  
**Vice President, Sports Media Relations:** Tim Donovan  
**Senior Director of Sports Media Relations:** Rob Wilson  
**Director of Sports Media Relations:** Michael Lissack  
**Sports Media Relations Manager:** Nick Maiorana

### 2016-17 VS. HEAT (ALL TIMES CENTRAL)

Date	Day	at	Score
11/7/16	Monday	at Oklahoma City	7:00 p.m.
12/27/16	Tuesday	at Miami	6:30 p.m.

### 2015-16 VS. HEAT

Date	Site	W/L	Score
12/3/15	Miami	L	95-97
1/17/16	OKC	W	99-74

## GENERAL INFORMATION

**Home Court:** American Airlines Arena (19,600)  
**Radio:** 790 The Ticket (AM 790/FM 104.3 HD-2)  
Mike Inglis, John Crotty, Ron Rothstein  
**Spanish Radio:** WAQI (710 AM)  
Jose Paneda, Joe Pujala  
**Television:** FOX Sports Sun  
Eric Reid, Tony Fiorentino, Jason Jackson  
**Team Colors:** Red, Yellow, Black, White

### LARGEST WINNING MARGIN

OKC:	32	1/12/96	at Seattle	113-81
Miami:	22	2/20/14	at OKC	81-103

### CURRENT STREAKS VS. HEAT

SITE	LAST WIN	SCORE	LAST LOSS	SCORE	STREAK
At Home	1/17/16	99-74	2/20/14	81-103	Won 2
At Miami	1/20/15	94-86	12/3/15	95-97	Lost 1
Overall	1/17/16	99-74	12/3/15	95-97	Won 1

### ALL-TIME OKLAHOMA CITY VS. MIAMI

Date	Site	W/L	Score	Date	Site	W/L	Score
12/6/08	OKC @ MIA	L	99-105	12/25/12	OKC @ MIA	L	97-103
1/18/09	OKC vs MIA	L	94-104	2/14/13	OKC vs MIA	L	100-110
2008-09 Overall 0-2 Home 0-1 Road 0-1				2012-13 Overall 0-2 Home 0-1 Road 0-1			
11/17/09	OKC @ MIA	W	100-87	1/29/14	OKC @ MIA	W	112-95
1/16/10	OKC vs MIA	W	98-80	2/20/14	OKC vs MIA	L	81-103
2009-10 Overall 2-0 Home 1-0 Road 1-0				2013-14 Overall 1-1 Home 0-1 Road 1-0			
1/30/11	OKC vs MIA	L	103-108	1/20/15	OKC @ MIA	W	94-86
3/16/11	OKC @ MIA	W	96-85	3/22/15	OKC vs MIA	W	93-75
2010-11 Overall 1-1 Home 0-1 Road 1-0				2014-15 Overall 2-0 Home 1-0 Road 1-0			
3/25/12	OKC vs MIA	W	103-87	12/3/15	OKC @ MIA	L	95-97
4/4/12	OKC @ MIA	L	93-98	1/17/16	OKC vs MIA	W	99-74
2011-12 Overall 1-1 Home 1-0 Road 0-1				2015-16 Overall 1-1 Home 1-0 Road 0-1			



# MILWAUKEE BUCKS

BMO HARRIS BRADLEY CENTER  
1001 N. Fourth Street  
Milwaukee, WI 53203 • 414-227-0500

Jason Kidd  
Head Coach



## DIRECTORY

Owners: Wes Edens, Marc Lasry, and Jamie Dinan

General Manager: John Hammond

Head Coach: Jason Kidd

Assistant Coaches: Joe Prunty, Eric Hughes, Greg Foster, Sean Sweeney, Stacey Augmon

Head Athletic Trainer: Scott Faust

Vice President of Public Relations: Dan Smyczek

Director of Communications: Mark Rosenberg

Public Relations Coordinator: Erika Johnson

Public Relations Assistant: Eric Kohlbeck

## 2016-17 VS. BUCKS (ALL TIMES CENTRAL)

1/2/17	Monday	at Milwaukee	6:00 p.m.
4/4/17	Tuesday	at Oklahoma City	7:00 p.m.

## 2015-16 VS. BUCKS

Date	Site	W/L	Score
12/29/15	OKC	W	131-123
3/6/16	Milwaukee	W	104-96

## THUNDER VS. BUCKS ALL-TIME

YEAR	TOTAL	YEAR	TOTAL
1968-69	5-3	1992-93	2-0
1969-70	1-5	1993-94	2-0
1970-71	1-5	1994-95	2-0
1971-72	0-6	1995-96	2-0
1972-73	1-5	1996-97	1-1
1973-74	2-4	1997-98	1-1
1974-75	3-1	1998-99	0-1
1975-76	3-2	1999-00	1-1
1976-77	3-1	2000-01	2-0
1977-78	3-1	2001-02	2-0
1978-79	2-2	2002-03	1-1
1979-80	4-2	2003-04	1-1
1980-81	0-2	2004-05	1-1
1981-82	2-0	2005-06	1-1
1982-83	2-0	2006-07	1-1
1983-84	1-1	2007-08	1-1
1984-85	0-2	2008-09	0-2
1985-86	0-2	2009-10	1-1
1986-87	0-2	2010-11	1-1
1987-88	1-1	2011-12	1-0
1988-89	1-1	2012-13	1-1
1989-90	0-2	2013-14	2-0
1989-90	0-2	2014-15	1-1
1990-91	1-1	2015-16	2-0
1991-92	1-1	<b>Totals</b>	<b>68-67</b>

## GENERAL INFORMATION

Home Court: BMO Harris Bradley Center (18,717)

Radio: 620 WTMJ

Ted Davis, Dennis Krause

Television: FOX Sports Wisconsin

Jim Paschke, Gus Johnson, Marques Johnson, Jon McGlocklin

Team Colors: Good Land Green, Cream City Cream,

Great Lakes Blue, Bucks Black

## LARGEST WINNING MARGIN

OKC:	31	1/22/91	at Seattle	132-101
Milwaukee:	44	12/19/72	at Milwaukee	77-121

## CURRENT STREAKS VS. BUCKS

SITE	LAST WIN	SCORE	LAST LOSS	SCORE	STREAK
At Home	12/29/15	131-123	4/17/13	89-95	Won 3
At Milwaukee	3/6/16	104-96	11/11/14	78-85	Won 1
Overall	3/6/16	104-96	11/11/14	78-85	Won 3

## ALL-TIME OKLAHOMA CITY VS. MILWAUKEE

10/29/08	OKC	vs	MIL	L 87-98	3/30/13	OKC	@	MIL	W 109-99
4/11/09	OKC	@	MIL	L 98-115	4/17/13	OKC	vs	MIL	L 89-95
2008-09 Overall 0-2 Home 0-1 Road 0-1					2012-13 Overall 1-1 Home 0-1 Road 1-0				
11/27/09	OKC	vs	MIL	W 108-90	11/16/13	OKC	@	MIL	W 92-79
1/2/10	OKC	@	MIL	L 97-103 (OT)	1/11/14	OKC	vs	MIL	W 101-85
2009-10 Overall 1-1 Home 1-0 Road 0-1					2013-14 Overall 2-0 Home 1-0 Road 1-0				
11/20/10	OKC	@	MIL	W 82-81	11/11/14	OKC	@	MIL	L 78-85
4/13/11	OKC	vs	MIL	L 106-110 (OT)	12/9/14	OKC	vs	MIL	W 114-101
2010-11 Overall 1-1 Home 0-1 Road 1-0					2014-15 Overall 1-1 Home 1-0 Road 0-1				
4/9/12	OKC	@	MIL	W 109-89	12/29/15	OKC	vs	MIL	W 131-123
2011-12 Overall 1-0 Home 0-0 Road 1-0					3/6/16	OKC	@	MIL	W 104-96
					2015-16 Overall 2-0 Home 1-0 Road 1-0				



# MINNESOTA TIMBERWOLVES

TARGET CENTER  
600 First Avenue North  
Minneapolis, MN 55403 • 612-673-1600

Tom Thibodeau  
Head Coach



## DIRECTORY

Owner: Glen Taylor

President of Basketball Operations/Head Coach:

Tom Thibodeau

Assistant Coaches: Andy Greer, Ryan Saunders,

Rick Brunson

Director of Medical Operations/Head Athletic Trainer:

Gregg Farnam

Vice President of Communications: Brad Rüter

Senior Public Relations Manager: Aaron Seehusen

Communications Manager: Dan Bell

Public Relations Coordinator: Alex King

## 2016-17 VS. TIMBERWOLVES (ALL TIMES CENTRAL)

11/5/16	Saturday	at Oklahoma City	5:00 p.m.
12/25/16	Sunday	at Oklahoma City	7:00 p.m.
1/13/17	Friday	at Minnesota	7:00 p.m.
4/11/17	Tuesday	at Minnesota	7:00 p.m.

## 2015-16 vs. TIMBERWOLVES

Date	Site	W/L	Score
1/12/16	Minnesota	W	101-96
1/15/16	OKC	W	113-93
1/27/16	Minnesota	W	126-123
3/11/16	OKC	L	96-99

## GENERAL INFORMATION

Home Court: Target Center (19,356)

Radio: WCCO-AM 830

Alan Horton

Television: Fox Sports North

Dave Benz, Jim Peterson

Team Colors: Blue, Green, Silver

## THUNDER VS. TIMBERWOLVES ALL-TIME

YEAR	TOTAL	YEAR	TOTAL
1989-90	3-1	2003-04	1-3
1990-91	2-2	2004-05	3-1
1991-92	4-0	2005-06	2-2
1992-93	4-0	2006-07	3-1
1993-94	4-0	2007-08	3-1
1994-95	4-0	2008-09	2-2
1995-96	4-0	2009-10	4-0
1996-97	4-0	2010-11	4-0
1997-98	3-1	2011-12	3-0
1998-99	1-2	2012-13	2-2
1999-00	2-2	2013-14	3-1
2000-01	1-3	2014-15	4-0
2001-02	2-2	2015-16	3-1
2002-03	2-2	<b>Totals</b>	<b>77-29</b>

## LARGEST WINNING MARGIN

OKC:	37	2/14/96	at Seattle	130-93
	37	12/5/92	at Seattle	124-87
Minnesota:	42	1/7/09	at Minnesota	87-129

## CURRENT STREAKS VS. TIMBERWOLVES

At Home	1/15/16	113-93	3/11/16	96-99	Lost 1
At Minnesota	1/27/16	126-123	11/1/13	81-100	Won 5
Overall	1/27/16	126-123	11/1/13	81-100	Lost 1

## ALL-TIME OKLAHOMA CITY VS. MINNESOTA

11/2/08	OKC	vs	MIN	W 88-85	12/20/12	OKC	@	MIN	L 93-99
11/28/08	OKC	vs	MIN	L 103-105	1/9/13	OKC	vs	MIN	W 106-84
1/7/09	OKC	@	MIN	L 87-129	2/22/13	OKC	vs	MIN	W 127-111
3/22/09	OKC	@	MIN	W 97-90	3/29/13	OKC	@	MIN	L 93-101
2008-09 Overall 2-2 Home 1-1 Road 1-1					2012-13 Overall 2-2 Home 2-0 Road 0-2				
1/20/10	OKC	@	MIN	W 94-92	11/1/13	OKC	@	MIN	L 81-100
2/21/10	OKC	@	MIN	W 109-107	12/11/13	OKC	vs	MIN	W 113-103
2/26/10	OKC	vs	MIN	W 109-92	1/4/14	OKC	@	MIN	W 115-111
4/4/10	OKC	vs	MIN	W 116-108	2/5/14	OKC	vs	MIN	W 106-97
2009-10 Overall 4-0 Home 2-0 Road 2-0					2013-14 Overall 3-1 Home 2-0 Road 1-1				
11/22/10	OKC	vs	MIN	W 117-107	12/12/14	OKC	@	MIN	W 111-92
12/8/10	OKC	@	MIN	W 111-103	1/26/15	OKC	vs	MIN	W 92-84
1/26/11	OKC	@	MIN	W 118-117 (OT)	3/13/15	OKC	vs	MIN	W 113-99
3/25/11	OKC	vs	MIN	W 111-103	4/15/15	OKC	@	MIN	W 138-113
2010-11 Overall 4-0 Home 2-0 Road 2-0					2014-15 Overall 4-0 Home 2-0 Road 2-0				
12/26/11	OKC	@	MIN	W 104-100	1/12/16	OKC	@	MIN	W 101-96
3/23/12	OKC	vs	MIN	W 149-140 (2OT)	1/15/2016	OKC	vs	MIN	W 113-93
4/14/12	OKC	@	MIN	W 115-110	1/27/2016	OKC	@	MIN	W 126-123
2011-12 Overall 3-0 Home 1-0 Road 2-0					3/11/2016	OKC	vs	MIN	L 96-99
					2015-16 Overall 3-1 Home 1-1 Road 2-0				



# NEW ORLEANS PELICANS

5800 Airline Drive  
Metairie, LA 70003 • 504-593-4700

**Alvin Gentry**  
Head Coach



## DIRECTORY

**Owner:** Tom Benson  
**General Manager:** Dell Demps  
**Head Coach:** Alvin Gentry  
**Associate Head Coach:** Darren Erman  
**Assistant Coaches:** Phil Weber, Robert Pack, Fred Vinson, Kevin Hanson  
**Head Athletic Trainer:** Duane Brooks  
**Director of Basketball Communications:** Matt Ryan  
**Basketball Communications Manager:** Will McClaran  
**Basketball Communications Coordinator:** Chris Trahant

### 2016-17 VS. PELICANS (ALL TIMES CENTRAL)

12/4/16	Sunday	at Oklahoma City	7:00 p.m.
12/21/16	Wednesday	at New Orleans	7:00 p.m.
1/25/17	Wednesday	at New Orleans	7:00 p.m.
2/26/17	Sunday	at Oklahoma City	6:00 p.m.

### 2015-16 VS. PELICANS

Date	Site	W/L	Score
11/18/15	OKC	W	110-103
2/11/16	OKC	W	121-95
2/25/16	New Orleans	L	119-123

### THUNDER VS. PELICANS ALL-TIME

YEAR	TOTAL	YEAR	TOTAL
1988-89	1-1	2004-05	3-0
1989-90	4-0	2005-06	1-3
1990-91	2-0	2006-07	2-2
1991-92	1-1	2007-08	0-3
1992-93	1-1	2008-09	0-4
1993-94	2-0	2009-10	2-1
1994-95	0-2	2010-11	3-1
1995-96	2-0	2011-12	3-0
1996-97	0-2	2012-13	4-0
1997-98	1-1	2013-14	2-1
1998-99	Did Not Play	2014-15	1-3
1999-00	1-1	2015-16	2-1
2000-01	2-0	<b>Totals</b>	<b>43-31</b>
2001-02	1-1	vs. Charlotte	18-10
2002-03	0-2	vs. New Orleans	25-21
2003-04	2-0		

## GENERAL INFORMATION

**Home Court:** Smoothie King Center (16,867)  
**Radio:** WRNO (99.5 FM)  
Sean Kelley, John DeShazier  
**Television:** Fox Sports New Orleans  
Joel Myers, David Wesley, Jen Hale  
**Team Colors:** Blue, Gold, Red

### LARGEST WINNING MARGIN

OKC:	40	11/7/89	at Seattle	128-88
New Orleans:	31	1/16/08	at New Orleans	92-123

### CURRENT STREAKS VS. PELICANS

SITE	LAST WIN	SCORE	LAST LOSS	SCORE	STREAK
At Home	2/11/16	121-95	2/6/15	113-116	Won 2
At New Orleans	2/4/15	102-91	2/25/16	119-123	Lost 1
Overall	2/11/16	121-95	2/25/16	119-123	Lost 1

### ALL-TIME OKLAHOMA CITY VS. NEW ORLEANS

11/21/08	OKC	vs	NOH	L 80-105	11/16/12	OKC	@	NOH	W 110-95
11/22/08	OKC	@	NOH	L 97-109	12/1/12	OKC	@	NOH	W 100-79
2/17/09	OKC	vs	NOH	L 98-100	12/12/12	OKC	vs	NOH	W 92-88
3/7/09	OKC	@	NOH	L 90-108	2/27/13	OKC	vs	NOH	W 119-74
2008-09 Overall 0-4 Home 0-2 Road 0-2					2012-13 Overall 4-0 Home 2-0 Road 2-0				
1/6/10	OKC	vs	NOH	L 92-97	12/6/13	OKC	@	NOP	W 109-95
2/3/10	OKC	@	NOH	W 103-99	4/11/14	OKC	vs	NOP	W 116-94
3/10/10	OKC	vs	NOH	W 98-83	4/14/14	OKC	@	NOP	L 89-101
2009-10 Overall 2-1 Home 1-1 Road 1-0					2013-14 Overall 2-1 Home 1-0 Road 1-1				
11/29/10	OKC	vs	NOH	W 95-89	12/2/14	OKC	@	NOP	L 104-112
12/10/10	OKC	@	NOH	W 97-92	12/21/14	OKC	vs	NOP	L 99-101
1/24/11	OKC	@	NOH	L 89-91	2/4/15	OKC	@	NOP	W 102-91
2/2/11	OKC	vs	NOH	W 104-93	2/6/15	OKC	vs	NOP	L 113-116
2010-11 Overall 3-1 Home 2-0 Road 1-1					2014-15 Overall 1-3 Home 0-2 Road 1-1				
1/11/12	OKC	@	NOH	W 95-85	11/18/15	OKC	vs	NOP	W 110-103
1/25/12	OKC	vs	NOH	W 101-91	2/11/16	OKC	vs	NOP	W 121-95
2/20/12	OKC	vs	NOH	W 101-93	2/25/16	OKC	@	NOP	L 119-123
2011-12 Overall 3-0 Home 2-0 Road 1-0					2015-16 Overall 2-1 Home 2-0 Road 0-1				



# NEW YORK KNICKS

MADISON SQUARE GARDEN  
Two Pennsylvania Plaza  
New York, NY 10121 • 212-465-6471

**Jeff Hornacek**  
Head Coach



## DIRECTORY

**Executive Chairman, The Madison Square Garden Company:** James L. Dolan  
**President:** Phil Jackson  
**Head Coach:** Jeff Hornacek  
**Associate Head Coach:** Kurt Rambis  
**Assistant Coaches:** Howard Eislely, Corey Gaines, Joshua Longstaff, Jerry Sichting  
**Head Athletic Trainer:** Roger Hinds  
**Vice President, Public Relations:** Jonathan Supranowitz  
**Director, Media Relations:** Gregg Schwartz  
**Manager, Media Relations:** Derek Lapinski

### 2016-17 VS. KNICKS (ALL TIMES CENTRAL)

11/28/16	Monday	at New York	6:30 p.m.
2/15/17	Wednesday	at Oklahoma City	8:30 p.m.

### 2015-16 VS. KNICKS

Date	Site	W/L	Score
11/20/15	OKC	L	90-93
1/26/16	New York	W	128-122 (OT)

### THUNDER VS. KNICKS ALL-TIME

YEAR	TOTAL	YEAR	TOTAL
1967-68	3-4	1991-92	0-2
1968-69	0-6	1992-93	1-1
1969-70	2-4	1993-94	1-1
1970-71	3-2	1994-95	2-0
1971-72	2-3	1995-96	1-1
1972-73	0-4	1996-97	2-0
1973-74	0-4	1997-98	1-1
1974-75	2-2	1998-99	Did Not Play
1975-76	4-0	1999-00	0-2
1976-77	2-1	2000-01	1-1
1977-78	1-2	2004-05	2-0
1978-79	2-2	2005-06	0-2
1979-80	2-0	2006-07	1-1
1980-81	0-2	2007-08	2-0
1981-82	2-0	2008-09	1-1
1982-83	1-1	2009-10	2-0
1983-84	1-1	2010-11	1-1
1984-85	0-2	2011-12	1-0
1985-86	1-1	2012-13	1-1
1986-87	2-0	2013-14	2-0
1987-88	2-0	2014-15	1-1
1988-89	1-1	2015-16	1-1
1989-90	1-1	<b>Totals</b>	<b>61-65</b>
1990-91	1-1		

## GENERAL INFORMATION

**Home Court:** Madison Square Garden (19,812)  
**Radio:** ESPN Radio (98.7 FM)  
Mike Crispino, Brendan Brown  
**Television:** MSG Network  
Mike Breen, Walt Frazier  
**Team Colors:** Orange, Blue, White

### LARGEST WINNING MARGIN

OKC:	29	12/25/13	at New York	123-94
New York:	34	11/3/67	at Seattle	100-134

### CURRENT STREAKS VS. KNICKS

SITE	LAST WIN	SCORE	LAST LOSS	SCORE	STREAK
At Home	11/28/14	105-78	11/20/15	90-93	Lost 1
At New York	1/26/16	128-122 (OT)	1/28/15	92-100	Won 1
Overall	1/26/16	128-122 (OT)	11/20/15	90-93	Won 1

### ALL-TIME OKLAHOMA CITY VS. NEW YORK

11/14/08	OKC	@	NYK	L 106-116	3/7/13	OKC	@	NYK	W 95-94				
1/6/09	OKC	vs	NYK	W 107-99	4/7/13	OKC	vs	NYK	L 120-125				
2008-09 Overall 1-1 Home 1-0 Road 0-1					2012-13 Overall 1-1 Home 0-1 Road 1-0								
1/11/10	OKC	vs	NYK	W 106-88	12/25/13	OKC	@	NYK	W 123-94				
2/20/10	OKC	@	NYK	W 121-118 (OT)	2/9/14	OKC	vs	NYK	W 112-100				
2009-10 Overall 2-0 Home 1-0 Road 1-0					2013-14 Overall 2-0 Home 1-0 Road 1-0								
12/22/10	OKC	@	NYK	L 98-112	11/28/14	OKC	vs	NYK	W 105-78				
1/22/11	OKC	vs	NYK	W 101-98	1/28/15	OKC	@	NYK	L 92-100				
2010-11 Overall 1-1 Home 1-0 Road 0-1					2014-15 Overall 1-1 Home 1-0 Road 0-1								
1/14/12	OKC	vs	NYK	W 104-92	11/20/15	OKC	vs	NYK	L 90-93				
2011-12 Overall 1-0 Home 1-0 Road 0-0					1/26/16					OKC	@	NYK	W 128-122 (OT)
					2015-16 Overall 1-1 Home 0-1 Road 1-0								



# ORLANDO MAGIC

AMWAY CENTER  
8701 Maitland Summit Blvd.  
Orlando, FL 32810 • 407-916-2400

Frank Vogel  
Head Coach



## DIRECTORY

**Senior Chairman:** Rich DeVos  
**General Manager:** Rob Hennigan  
**Head Coach:** Frank Vogel  
**Assistant Coaches:** Chad Forcier, Corliss Williamson, David Adelman  
**Athletic Trainer:** Keon Weise  
**Chief Communications Officer:** Joel Glass  
**Director of Communications:** George Galante  
**Assistant Director of Communications:** Trish Wingerson  
**Communications Manager:** Melanie Curtsinger

## 2016-17 VS. MAGIC (ALL TIMES CENTRAL)

11/13/16 Sunday at Oklahoma City 6:00 p.m.  
3/29/17 Wednesday at Orlando 6:00 p.m.

## 2015-16 VS. MAGIC

Date Site W/L Score  
10/30/15 Orlando W 127-99  
2/3/16 OKC W 104-97

## GENERAL INFORMATION

**Home Court:** Amway Center (18,846)  
**Radio:** ESPN 580 Orlando (580 AM)  
Dennis Neumann, Richie Adubatu  
**Spanish Radio:** TBA  
Joey Colon  
**Television:** FOX Sports Florida  
David Steele, Jeff Turner  
**Team Colors:** Blue, Silver, and Black

## LARGEST WINNING MARGIN

OKC: 40 12/17/94 at Seattle 124-84  
Orlando: 31 2/18/94 at Orlando 93-124

## CURRENT STREAKS VS. MAGIC

SITE	LAST WIN	SCORE	LAST LOSS	SCORE	STREAK
At Home	10/30/15	139-136 (2OT)	11/12/08	92-109	Won 7
At Orlando	2/3/16	117-114	2/7/14	102-103	Won 2
Overall	2/3/16	117-114	2/7/14	102-103	Won 4

## ALL-TIME OKLAHOMA CITY VS. ORLANDO

11/12/08	OKC	vs	ORL	L 92-109	3/15/13	OKC	vs	ORL	W 117-104
12/5/08	OKC	@	ORL	L 89-98	3/22/13	OKC	@	ORL	W 97-89
2008-09 Overall 0-2 Home 0-1 Road 0-1					2012-13 Overall 2-0 Home 1-0 Road 1-0				
11/8/09	OKC	vs	ORL	W 102-74	12/15/13	OKC	vs	ORL	W 101-98
11/18/09	OKC	@	ORL	L 94-108	2/7/14	OKC	@	ORL	L 102-103
2009-10 Overall 1-1 Home 1-0 Road 0-1					2013-14 Overall 2-0 Home 1-0 Road 0-1				
1/13/11	OKC	vs	ORL	W 125-124	1/18/15	OKC	@	ORL	W 127-99
2/25/11	OKC	@	ORL	L 88-111	2/2/15	OKC	vs	ORL	W 104-97
2010-11 Overall 2-0 Home 1-0 Road 0-1					2014-15 Overall 2-0 Home 1-0 Road 1-0				
12/25/11	OKC	vs	ORL	W 97-89	10/30/15	OKC	@	ORL	W 139-136 (2OT)
3/1/12	OKC	@	ORL	W 105-102	2/3/16	OKC	vs	ORL	W 117-114
2011-12 Overall 2-0 Home 1-0 Road 1-0					2015-16 Overall 2-0 Home 1-0 Road 1-0				



# PHILADELPHIA 76ERS

WELLS FARGO CENTER  
3601 South Broad Street  
Philadelphia, PA 19148 • 215-339-7666

Brett Brown  
Head Coach



## DIRECTORY

**Co-Managing Owner:** Josh Harris  
**Co-Managing Owner:** David Blitzer  
**President of Basketball Operations:** Bryan Colangelo  
**Head Coach:** Brett Brown  
**Assistant Coach:** Jim O'Brien, Lloyd Pierce, Kevin Young, Billy Lange, John Townsend, Todd Wright  
**Head Athletic Trainer:** Kevin Johnson  
**Director of Public Relations:** Mike Preston

## 2016-17 VS. 76ERS (ALL TIMES CENTRAL)

10/26/16 Wednesday at Philadelphia 7:00 p.m.  
3/22/17 Wednesday at Oklahoma City 7:00 p.m.

## 2015-16 VS. 76ERS

Date Site W/L Score  
11/13/15 OKC W 102-85  
3/18/16 Philadelphia W 111-97

## THUNDER VS. 76ERS ALL-TIME

YEAR	TOTAL	YEAR	TOTAL
1967-68	0-7	1992-93	1-1
1968-69	0-6	1993-94	2-0
1969-70	6-0	1994-95	2-0
1970-71	2-3	1995-96	2-0
1971-72	1-4	1996-97	2-0
1972-73	3-1	1997-98	2-0
1973-74	4-0	1998-99	1-0
1974-75	2-2	1999-00	0-2
1975-76	2-2	2000-01	1-1
1976-77	2-2	2001-02	1-1
1977-78	1-3	2002-03	1-1
1978-79	3-1	2003-04	1-1
1979-80	1-1	2004-05	1-1
1980-81	0-2	2005-06	1-1
1981-82	0-2	2006-07	0-2
1982-83	0-2	2007-08	0-2
1983-84	1-1	2008-09	1-1
1984-85	0-2	2009-10	2-0
1985-86	1-1	2010-11	2-0
1986-87	0-2	2011-12	1-0
1987-88	1-1	2012-13	2-0
1988-89	1-1	2013-14	2-0
1989-90	1-1	2014-15	2-0
1990-91	1-1	2015-16	2-0
1991-92	0-2	Totals	65-63

## GENERAL INFORMATION

**Home Court:** Wells Fargo Center (20,328)  
**Radio:** The Fanatic (95.7 FM)  
Tom McGinnis  
**Television:** Comcast SportsNet, The Comcast Network  
Mark Zumoff, Alaa Abdelnaby, Molly Sullivan  
**Team Colors:** Red, White, Blue

## LARGEST WINNING MARGIN

OKC: 56 3/6/93 at Seattle 149-93  
Philadelphia: 38 12/20/67 at Seattle 122-160

## CURRENT STREAKS VS. 76ERS

SITE	LAST WIN	SCORE	LAST LOSS	SCORE	STREAK
At Home	11/13/15	102-85	12/31/07	90-98	Won 7
At Philadelphia	3/18/16	111-97	11/15/08	85-110	Won 7
Overall	3/18/16	111-97	11/15/08	85-110	Won 14

## ALL-TIME OKLAHOMA CITY VS. PHILADELPHIA

11/15/08	OKC	@	PHI	L 85-110	11/24/12	OKC	@	PHI	W 116-109 (OT)
3/8/09	OKC	vs	PHI	W 89-74	1/4/13	OKC	vs	PHI	W 109-85
2008-09 Overall 2-0 Home 1-0 Road 1-0					2012-13 Overall 2-0 Home 1-0 Road 1-0				
12/2/09	OKC	vs	PHI	W 117-106	1/25/14	OKC	@	PHI	W 103-91
3/30/10	OKC	@	PHI	W 111-93	3/4/14	OKC	vs	PHI	W 125-92
2009-10 Overall 2-0 Home 1-0 Road 1-0					2013-14 Overall 2-0 Home 1-0 Road 1-0				
11/10/10	OKC	vs	PHI	W 109-103	12/5/14	OKC	@	PHI	W 103-91
3/9/11	OKC	@	PHI	W 110-105 (OT)	3/4/15	OKC	vs	PHI	W 123-118 (OT)
2010-11 Overall 2-0 Home 1-0 Road 1-0					2014-15 Overall 2-0 Home 1-0 Road 1-0				
2/29/12	OKC	@	PHI	W 92-88	11/13/15	OKC	vs	PHI	W 102-85
2011-12 Overall 2-0 Home 1-0 Road 1-0					3/18/16 OKC @ PHI W 111-97				
					2015-16 Overall 2-0 Home 1-0 Road 1-0				



# PHOENIX SUNS

US AIRWAYS CENTER  
201 E. Jefferson Street  
Phoenix, AZ 85004 • 602-379-7900

Earl Watson  
Head Coach



## DIRECTORY

**Managing Partner:** Robert Sarver  
**General Manager:** Ryan McDonough  
**Head Coach:** Earl Watson  
**Assistant Coaches:** Tyrone Corbin, Nate Bjorkgren, Marlon Garnett  
**Vice President of Athletic Care/Head Athletic Trainer:** Aaron Nelson  
**Vice President, Basketball Communications:** Julie Fie  
**Senior Manager, Basketball Communications:** Cole Mickelson  
**Manager, Basketball Communications:** DC Headley  
**Assistant to VP Basketball Communications:** Lori Cook

2016-17 VS. SUNS (ALL TIMES CENTRAL)				
10/28/16	Friday	at Oklahoma City	7:00 p.m.	
12/17/16	Saturday	at Oklahoma City	4:00 p.m.	
3/3/17	Friday	at Phoenix	8:00 p.m.	
4/7/17	Friday	at Phoenix	9:00 p.m.	

2015-16 VS. SUNS				
Date	Site	W/L	Score	
11/8/14	OKC	W	124-103	
12/31/15	OKC	W	110-106	
2/8/16	Phoenix	W	122-106	

THUNDER VS. SUNS ALL-TIME				
YEAR	TOTAL	YEAR	TOTAL	
1968-69	3-3	1993-94	3-2	
1969-70	3-4	1994-95	1-4	
1970-71	2-3	1995-96	4-0	
1971-72	2-3	1996-97	2-2	
1972-73	2-4	1997-98	2-2	
1973-74	3-4	1998-99	0-3	
1974-75	3-4	1999-00	2-2	
1975-76	3-4	2000-01	1-3	
1976-77	1-3	2001-02	2-2	
1977-78	2-2	2002-03	3-1	
1978-79	3-1	2003-04	2-2	
1979-80	2-4	2004-05	1-2	
1980-81	1-5	2005-06	2-2	
1981-82	3-3	2006-07	1-2	
1982-83	1-5	2007-08	0-4	
1983-84	4-2	2008-09	0-4	
1984-85	1-5	2009-10	2-1	
1985-86	1-5	2010-11	3-1	
1986-87	5-1	2011-12	3-0	
1987-88	4-2	2012-13	4-0	
1988-89	1-4	2013-14	1-2	
1989-90	2-3	2014-15	3-1	
1990-91	2-3	2015-16	3-0	
1991-92	2-3	<b>Totals</b>	<b>104-124</b>	
1992-93	3-2			

## GENERAL INFORMATION

**Home Court:** Talking Stick Resort Arena (18,055)  
**Radio:** Arizona Sports 98.7 FM  
Al McCoy, Tim Kempton  
**Spanish Radio:** KSUN 1400 AM  
Arturo Ochoa, Jorge Moreno, Enrique Cortez  
**Television:** Fox Sports Arizona  
Steve Albert, Eddie Johnson, Ann Meyers Drysdale, Kevin Ray  
**Team Colors:** Purple, Orange, Black, Gray, Yellow

### LARGEST WINNING MARGIN

OKC:	44	4/2/88	at Seattle	151-107
Phoenix:	30	12/25/71	at Phoenix	86-116

### CURRENT STREAKS VS. SUNS

SITE	LAST WIN	SCORE	LAST LOSS	SCORE	STREAK
At Home	12/31/15	110-106	12/19/10	110-113	Won 10
At Phoenix	2/8/16	122-106	2/26/15	113-117 (OT)	Won 2
Overall	2/8/16	122-106	2/26/15	113-117 (OT)	Won 4

### ALL-TIME OKLAHOMA CITY VS. PHOENIX

11/25/08	OKC	vs	PHO	L 98-99	12/31/12	OKC	vs	PHO	W 114-96
12/29/08	OKC	vs	PHO	L 102-110	1/14/13	OKC	@	PHO	W 102-90
2/20/09	OKC	@	PHO	L 118-140	2/8/13	OKC	vs	PHO	W 127-96
3/14/09	OKC	@	PHO	L 95-106	2/10/13	OKC	@	PHO	W 97-69
2008-09 Overall 0-4 Home 0-2 Road 0-2					2012-13 Overall 4-0 Home 2-0 Road 2-0				
12/23/09	OKC	@	PHO	W 117-113	11/3/13	OKC	vs	PHO	W 103-96
2/23/10	OKC	vs	PHO	L 102-104	3/6/14	OKC	@	PHO	L 122-128
4/9/10	OKC	vs	PHO	W 96-91	4/6/14	OKC	@	PHO	L 115-122
2010-11 Overall 2-1 Home 1-1 Road 0-1					2013-14 Overall 1-2 Home 1-0 Road 0-2				
12/19/10	OKC	vs	PHO	L 110-113	12/14/14	OKC	vs	PHO	W 112-88
2/4/11	OKC	@	PHO	W 111-107	12/31/14	OKC	vs	PHO	W 137-134 (OT)
3/6/11	OKC	vs	PHO	W 122-118 (OT)	2/26/15	OKC	@	PHO	L 113-117 (OT)
3/30/11	OKC	@	PHO	W 116-98	3/29/15	OKC	@	PHO	W 109-97
2011-12 Overall 3-1 Home 1-1 Road 2-0					2014-15 Overall 3-1 Home 2-0 Road 1-1				
12/31/11	OKC	vs	PHO	W 107-97	11/8/15	OKC	vs	PHO	W 124-103
3/7/12	OKC	vs	PHO	W 115-104	12/31/15	OKC	vs	PHO	W 110-106
4/18/12	OKC	@	PHO	W 109-97	2/8/16	OKC	@	PHO	W 122-106
2012-13 Overall 3-0 Home 2-0 Road 1-0					2015-16 Overall 3-0 Home 2-0 Road 1-0				



# PORTLAND TRAIL BLAZERS

THE ROSE GARDEN  
One Center Court, Suite 200  
Portland, OR 97227 • 503-234-9291

Terry Stotts  
Head Coach



## DIRECTORY

**Owner:** Paul Allen  
**President of Basketball Operations:** Neil Olshey  
**Head Coach:** Terry Stotts  
**Assistant Coaches:** David Vanterpool, Nate Tibbetts, Dale Osbourne, John McCullough, Jim Moran  
**Head Athletic Trainer:** Geoff Clark  
**Vice President of Basketball Communications:** Jim Taylor  
**Basketball Communications Director:** Collin Romer

2016-17 VS. TRAIL BLAZERS (ALL TIMES CENTRAL)				
12/13/16	Tuesday	at Portland	9:30 p.m.	
2/5/17	Sunday	at Oklahoma City	2:00 p.m.	
3/2/17	Thursday	at Portland	9:30 p.m.	
3/7/17	Tuesday	at Oklahoma City	7:00 p.m.	

### 2015-16 VS. TRAIL BLAZERS

Date	Site	W/L	Score
12/16/15	OKC	W	106-90
1/10/16	Portland	L	110-115
3/14/16	OKC	W	128-94
4/6/16	Portland	L	115-120

### THUNDER VS. TRAIL BLAZERS ALL-TIME

YEAR	TOTAL	YEAR	TOTAL
1970-71	4-2	1994-95	3-2
1971-72	6-0	1995-96	3-1
1972-73	4-3	1996-97	3-1
1973-74	3-3	1997-98	4-0
1974-75	6-2	1998-99	2-2
1975-76	3-3	1999-00	0-4
1976-77	1-3	2000-01	2-2
1977-78	1-3	2001-02	1-3
1978-79	3-1	2002-03	0-4
1979-80	5-1	2003-04	2-2
1980-81	2-4	2004-05	3-1
1981-82	3-3	2005-06	3-1
1982-83	3-3	2006-07	2-2
1983-84	2-4	2007-08	2-2
1984-85	2-4	2008-09	1-3
1985-86	1-5	2009-10	1-3
1986-87	2-4	2010-11	3-1
1987-88	3-3	2011-12	3-1
1988-89	4-2	2012-13	4-0
1989-90	2-3	2013-14	2-2
1990-91	0-4	2014-15	1-3
1991-92	1-4	2015-16	2-2
1992-93	3-2	<b>Totals</b>	<b>115-109</b>
1993-94	4-1		

## GENERAL INFORMATION

**Home Court:** Moda Center (19,441)  
**Radio:** Rip City Radio 620 AM  
Brian Wheeler  
**Television:** KGW (Ch. 8), Comcast SportsNet Northwest  
Kevin Calabro, Lamar Hurd  
**Team Colors:** Scarlet, Black, White

### LARGEST WINNING MARGIN

OKC:	39	4/2/06	at Seattle	122-83
Portland:	35	4/28/99	at Portland	84-119

### CURRENT STREAKS VS. TRAIL BLAZERS

SITE	LAST WIN	SCORE	LAST LOSS	SCORE	STREAK
At Home	3/14/16	128-94	12/23/14	111-115 (OT)	Won 3
At Portland	2/11/14	98-95	4/6/16	115-120	Lost 4
Overall	3/14/16	128-94	4/6/16	115-120	Lost 1

### ALL-TIME OKLAHOMA CITY VS. PORTLAND

2/6/09	OKC	vs	POR	W 102-93	11/2/12	OKC	vs	POR	W 106-92
2/11/09	OKC	@	POR	L 92-106	1/13/13	OKC	@	POR	W 87-83
4/3/09	OKC	vs	POR	L 72-107	3/24/13	OKC	vs	POR	W 103-83
4/13/09	OKC	@	POR	L 83-113	4/12/13	OKC	@	POR	W 106-90
2008-09 Overall 1-3 Home 1-1 Road 0-2					2012-13 Overall 4-0 Home 2-0 Road 2-0				
11/1/09	OKC	vs	POR	L 74-83	12/4/13	OKC	@	POR	L 104-111
2/9/10	OKC	@	POR	W 89-77	12/31/13	OKC	vs	POR	L 94-98
3/28/10	OKC	vs	POR	L 87-92	1/21/14	OKC	vs	POR	W 105-97
4/12/10	OKC	@	POR	L 95-103	2/11/14	OKC	@	POR	W 98-95
2009-10 Overall 1-3 Home 0-2 Road 1-1					2013-14 Overall 2-2 Home 1-1 Road 1-1				
11/4/10	OKC	@	POR	W 107-106 (OT)	10/29/14	OKC	@	POR	L 89-106
11/12/10	OKC	vs	POR	W 110-108	12/23/14	OKC	vs	POR	L 111-115 (OT)
3/27/11	OKC	vs	POR	W 99-90	2/27/15	OKC	@	POR	L 112-115
4/1/11	OKC	@	POR	L 91-98	4/13/15	OKC	vs	POR	W 101-90
2010-11 Overall 3-1 Home 2-0 Road 1-1					2014-15 Overall 1-3 Home 1-1 Road 0-2				
1/3/12	OKC	vs	POR	L 93-103	12/16/2015	OKC	vs	POR	W 106-90
2/6/12	OKC	@	POR	W 111-107 (OT)	1/10/2016	OKC	@	POR	L 110-115
3/18/12	OKC	vs	POR	W 111-95	3/14/2016	OKC	vs	POR	W 128-94
3/27/12	OKC	@	POR	W 109-95	4/6/2016	OKC	@	POR	L 115-120
2011-12 Overall 3-1 Home 1-1 Road 2-0					2015-16 Overall 2-2 Home 2-0 Road 0-2				



# SACRAMENTO KINGS

SLEEP TRAIN ARENA  
One Sports Parkway  
Sacramento, CA 95834 • 916-928-0000

Dave Joergler  
Head Coach



## DIRECTORY

**Ownership:** Vivek Ranadive  
**Vice President of Basketball Operations & General Manager:** Vlade Divac  
**Head Coach:** Dave Joergler  
**Assistant Coaches:** Elston Turner, Bryan Gates, Bob Thornton, Jason March, Duane Ticknor  
**Head Athletic Trainer:** Manny Romero  
**Vice President, Communications:** Joelle Terry  
**Director, Media Relations:** Chris Clark  
**Coordinator, Media Relations:** Rahsaan Gethers

## 2016-17 VS. KINGS (ALL TIMES CENTRAL)

11/23/16 Wednesday at Sacramento 9:30 p.m.  
1/15/17 Sunday at Sacramento 8:00 p.m.  
3/18/17 Saturday at Oklahoma City 2:00 p.m.

## 2015-16 VS. KINGS

Date	Site	W/L	Score
12/6/15	OKC	W	98-95
1/4/16	OKC	L	104-116
2/29/16	Sacramento	W	131-116
4/9/16	Sacramento	L	112-114

## THUNDER VS. KINGS ALL-TIME

YEAR	TOTAL	YEAR	TOTAL
1967-68	1-6	1995-96	4-0
1968-69	3-3	1996-97	3-1
1969-70	2-4	1997-98	3-1
1973-74	4-2	1998-99	2-2
1974-75	3-1	1999-00	2-2
1975-76	3-2	2000-01	2-2
1976-77	3-1	2001-02	2-2
1977-78	3-1	2002-03	1-3
1978-79	2-2	2003-04	1-3
1979-80	3-3	2004-05	3-1
1980-81	3-2	2005-06	1-3
1981-82	3-2	2006-07	1-2
1982-83	4-1	2007-08	1-3
1983-84	4-1	2008-09	2-1
1984-85	2-3	2009-10	3-1
1985-86	0-5	2010-11	4-0
1986-87	3-2	2011-12	3-1
1987-88	4-1	2012-13	3-0
1988-89	5-1	2013-14	4-0
1989-90	2-2	2014-15	3-1
1990-91	4-1	2015-16	2-2
1991-92	4-1	<b>Totals</b>	<b>141-84</b>
1992-93	4-1	vs. Cincinnati	18-11
1993-94	5-0	vs. K.C./Omaha	39-25
1994-95	2-3	vs. Sacramento	84-48

## GENERAL INFORMATION

**Home Court:** Golden 1 Center (17,500)  
**Radio:** KHTK 1140 (1140 AM)  
Gary Gerould  
**Television:** Comcast SportsNet  
Grant Napear, Jerry Reynolds, Kayte Christensen  
**Team Colors:** Black, Silver, White

## LARGEST WINNING MARGIN

OKC: 35 12/20/90 at Sacramento 110-75  
Sacramento: 33 2/18/00 at Sacramento 85-118

## CURRENT STREAKS VS. KINGS

SITE	LAST WIN	SCORE	LAST LOSS	SCORE	STREAK
At Home	12/6/16	98-95	1/4/16	104-116	Lost 1
At Sacramento	2/29/16	131-116	4/9/16	112-114	Lost 1
Overall	2/29/16	131-116	4/9/16	112-114	Lost 1

## ALL-TIME OKLAHOMA CITY VS. SACRAMENTO

2/1/09	OKC	@	SAC	L 118-122 (OT)	12/14/12	OKC	vs	SAC	W 113-103
2/8/09	OKC	vs	SAC	W 116-113	1/25/13	OKC	@	SAC	W 105-95
3/10/09	OKC	@	SAC	W 99-98	4/15/13	OKC	vs	SAC	W 104-95
2008-09	Overall 2-1	Home 1-0	Road 1-1		2012-13	Overall 3-0	Home 2-0	Road 1-0	
10/28/09	OKC	vs	SAC	W 102-89	12/3/13	OKC	@	SAC	W 97-95
11/10/09	OKC	@	SAC	L 98-101	1/19/14	OKC	vs	SAC	W 108-93
3/2/10	OKC	vs	SAC	W 113-107	3/28/14	OKC	vs	SAC	W 94-81
3/7/10	OKC	@	SAC	W 108-102	4/8/14	OKC	@	SAC	W 107-92
2009-10	Overall 3-1	Home 2-0	Road 1-1		2013-14	Overall 4-0	Home 2-0	Road 2-0	
12/17/10	OKC	vs	SAC	W 102-87	11/9/14	OKC	vs	SAC	W 101-93
2/12/11	OKC	@	SAC	W 99-97	12/16/14	OKC	@	SAC	W 104-92
2/15/11	OKC	vs	SAC	W 126-96	1/7/15	OKC	@	SAC	L 83-104
4/11/11	OKC	@	SAC	W 120-112	4/10/15	OKC	vs	SAC	W 116-103
2010-11	Overall 4-0	Home 2-0	Road 2-0		2014-15	Overall 3-1	Home 2-0	Road 1-1	
2/9/12	OKC	@	SAC	L 101-106	12/6/15	OKC	vs	SAC	W 98-95
4/13/12	OKC	vs	SAC	W 115-89	1/4/16	OKC	vs	SAC	L 104-116
4/20/12	OKC	@	SAC	W 103-92	2/29/16	OKC	@	SAC	W 131-116
4/24/12	OKC	vs	SAC	W 118-110	4/9/16	OKC	@	SAC	L 112-114
2011-12	Overall 3-1	Home 2-0	Road 1-1		2015-16	Overall 2-2	Home 1-1	Road 1-	



# SAN ANTONIO SPURS

AT&T CENTER  
One AT&T Center  
San Antonio, TX 78219 • 210-444-5500

Gregg Popovich  
Head Coach



## DIRECTORY

**Chairman & CEO:** Julianna Hawn Holt  
**President of Basketball Operations/Head Coach:** Gregg Popovich  
**President of Sports Franchises/General Manager:** R.C. Buford  
**Assistant Coaches:** Ettore Messina, Ime Udoka, James Borrego, Chip Engelland, Becky Hammon, Will Hardy  
**Head Athletic Trainer:** Will Sevensen  
**Senior Director of Basketball Communications:** Tom James  
**Basketball Communications Manager:** Kris Davis  
**Basketball Communications Coordinator:** Jordan Howenstine

## 2016-17 VS. SPURS (ALL TIMES CENTRAL)

1/31/17 Tuesday at San Antonio 7:30 p.m.  
3/9/17 Thursday at Oklahoma City 7:00 p.m.  
3/31/17 Friday at Oklahoma City 8:30 p.m.

## 2015-16 VS. SPURS

Date	Site	W/L	Score
10/28/15	OKC	W	112-106
3/12/16	San Antonio	L	85-93
3/26/16	OKC	W	111-92
4/12/16	San Antonio	L	98-102 (OT)

## GENERAL INFORMATION

**Home Court:** AT&T Center (18,418)  
**Radio:** WOAI (1200 AM)  
Bill Schoening  
**Spanish Radio:** KCOR (1350 AM)  
Paul Castro  
**Television:** KENS (Ch. 5), KMYS (Ch. 35), FOX Sports Southwest (Ch. 26)  
Bill Land, Sean Elliott, Andrew Monaco  
**Team Colors:** Silver, Black, White

## LARGEST WINNING MARGIN

OKC: 38 4/18/01 at Seattle 105-67  
San Antonio: 41 3/25/07 at Seattle 79-120

## THUNDER VS. SPURS ALL-TIME

YEAR	TOTAL	YEAR	TOTAL
1976-77	1-3	1997-98	2-2
1977-78	2-2	1998-99	1-2
1978-79	2-2	1999-00	2-2
1979-80	1-1	2000-01	1-3
1980-81	2-3	2001-02	2-2
1981-82	1-4	2002-03	1-3
1982-83	4-1	2003-04	0-4
1983-84	3-2	2004-05	2-2
1984-85	1-4	2005-06	1-2
1985-86	3-2	2006-07	0-4
1986-87	4-1	2007-08	1-2
1987-88	2-3	2008-09	2-2
1988-89	4-0	2009-10	1-3
1989-90	1-3	2010-11	0-3
1990-91	1-3	2011-12	1-2
1991-92	1-3	2012-13	2-2
1992-93	1-3	2013-14	4-0
1993-94	4-0	2014-15	1-2
1994-95	2-2	2015-16	2-2
1995-96	2-2	<b>Totals</b>	<b>72-88</b>
1996-97	4-0		

## CURRENT STREAKS VS. SPURS

SITE	LAST WIN	SCORE	LAST LOSS	SCORE	STREAK
At Home	3/26/16	111-92	4/7/15	88-113	Won 2
At San Antonio	12/25/14	114-106	4/12/16	98-102 (OT)	Lost 3
Overall	3/26/16	111-92	4/12/16	98-102 (OT)	Lost 1

## ALL-TIME OKLAHOMA CITY VS. SAN ANTONIO

12/14/08	OKC	@	SAS	L 104-109	11/1/12	OKC	@	SAS	L 84-86
3/16/09	OKC	vs	SAS	W 78-76	12/17/12	OKC	vs	SAS	W 107-93
3/31/09	OKC	@	SAS	W 96-95	3/11/13	OKC	@	SAS	L 93-105
4/7/09	OKC	vs	SAS	L 89-99	4/14/13	OKC	vs	SAS	W 100-88
2008-09	Overall 2-2	Home 1-1	Road 1-1		2012-13	Overall 2-2	Home 2-0	Road 0-2	
11/14/09	OKC	@	SAS	W 101-98	11/27/13	OKC	vs	SAS	W 94-88
1/13/10	OKC	vs	SAS	L 108-109 (OT)	12/21/13	OKC	@	SAS	W 107-100
2/24/10	OKC	@	SAS	L 87-95	1/22/14	OKC	@	SAS	W 111-105
3/22/10	OKC	vs	SAS	L 96-99	4/3/14	OKC	vs	SAS	W 106-94
2009-10	Overall 1-3	Home 0-2	Road 1-1		2013-14	Overall 4-0	Home 2-0	Road 2-0	
11/14/10	OKC	vs	SAS	L 104-117	12/25/14	OKC	@	SAS	W 114-106
1/1/11	OKC	@	SAS	L 74-101	3/25/15	OKC	@	SAS	L 91-130
2/23/11	OKC	@	SAS	L 105-109	4/7/15	OKC	vs	SAS	L 88-113
2010-11	Overall 0-3	Home 0-1	Road 0-2		2014-15	Overall 1-2	Home 0-1	Road 1-1	
1/8/12	OKC	vs	SAS	W 108-96	10/28/15	OKC	vs	SAS	W 112-106
2/4/12	OKC	@	SAS	L 96-107	3/12/16	OKC	@	SAS	L 85-93
3/16/12	OKC	vs	SAS	L 105-114	3/26/16	OKC	vs	SAS	W 111-92
2011-12	Overall 1-2	Home 1-1	Road 0-1		4/12/2016	OKC	@	SAS	L 98-102 (OT)
					2015-16	Overall 2-2	Home 2-0	Road 0-2	





# TORONTO RAPTORS

AIR CANADA CENTRE  
50 Bay Street, Suite 500  
Toronto, Canada M5J 2L2 • 416-815-5600

Dwane Casey  
Head Coach



## DIRECTORY

### Chairman of the Board & NBA Governor:

Lawrence M. Tanenbaum, O.C.

President: Masai Ujiri

Head Coach: Dwane Casey

Assistant Coaches: Rex Kalamian, Nick Nurse, Jama

Mahlalela, Patrick Mutombo, Jim Sann

Head Athletic Trainer: Scott McCullough

Director, Media Relations: Jim LaBumbard

Manager, Media Relations: Roven Yau

Coordinator, Media Relations: Phil Summers

### 2016-17 VS. RAPTORS (ALL TIMES CENTRAL)

11/9/16 Wednesday at Oklahoma City 7:00 p.m.  
3/16/17 Thursday at Toronto 6:00 p.m.

### 2015-16 VS. RAPTORS

Date Site W/L Score  
11/4/15 OKC L 98-103  
3/28/16 Toronto W 119-100

## GENERAL INFORMATION

Home Court: Air Canada Centre (19,800)

Radio: TSN Radio 1050, Sportsnet 590 The FAN

Paul Jones, Eric Smith, Jack Armstrong, Sherman Hamilton

Television: TSN, TSN 2, Sportsnet, Sportsnet ONE,

Matt Deviin, Leo Rautins, Jack Armstrong, Sherman Hamilton

Team Colors: Red, Black, Silver

### LARGEST WINNING MARGIN

OKC: 44 1/15/97 at Seattle 122-78  
Toronto: 17 1/23/00 at Toronto 77-94

### CURRENT STREAKS VS. RAPTORS

SITE	LAST WIN	SCORE	LAST LOSS	SCORE	STREAK
At Home	3/28/16	119-100	11/4/15	98-103	Won 1
At Toronto	3/21/14	119-118 (2OT)	11/4/14	88-100	Lost 1
Overall	3/28/16	119-100	11/4/15	98-103	Won 1

### ALL-TIME OKLAHOMA CITY VS. TORONTO

12/19/08 OKC vs TOR W 91-83	11/6/12 OKC vs TOR W 108-88	
3/27/09 OKC @ TOR L 96-112	1/6/13 OKC @ TOR W 104-92	
2008-09 Overall 1-1 Home 1-0 Road 0-1		
2/28/10 OKC vs TOR W 119-99	12/22/13 OKC vs TOR L 98-104	
3/19/10 OKC @ TOR W 115-89	3/21/14 OKC @ TOR W 119-118 (2OT)	
2009-10 Overall 2-0 Home 1-0 Road 1-0		
12/3/10 OKC @ TOR L 99-111	11/4/14 OKC @ TOR L 88-100	
3/20/11 OKC vs TOR L 93-95	3/8/15 OKC vs TOR W 108-104	
2010-11 Overall 0-2 Home 0-1 Road 0-1		
4/8/12 OKC vs TOR W 91-75	11/4/15 OKC vs TOR L 98-103	
2011-12 Overall 1-0 Home 1-0 Road 0-0		
	3/28/16 OKC @ TOR W 119-100	
	2015-16 Overall 1-1 Home 0-1 Road 1-0	



# UTAH JAZZ

ENERGYSOLUTIONS ARENA  
310 W. South Temple  
Salt Lake City, UT 84101 • 801-325-2500

Quin Snyder  
Head Coach



## DIRECTORY

Owner: Gail Miller

General Manager: Dennis Lindsey

Head Coach: Quin Snyder

Assistant Coaches: Johnnie Bryant, Alex Jensen,  
Igor Kokoskov, Antonio Lang, Mike Wells

Head Athletic Trainer: Brian Zettler

Senior Vice President, Communications: Jonathan Rinehart

Director, Communications: Derek Garduño

Manager, Communications: Caroline Burleson

### 2016-17 VS. JAZZ (ALL TIMES CENTRAL)

12/14/16 Wednesday at Utah 8:00 p.m.  
1/23/17 Monday at Utah 8:00 p.m.  
2/28/17 Tuesday at Oklahoma City 7:00 p.m.  
3/11/17 Saturday at Oklahoma City 2:00 p.m.

### 2015-16 VS. JAZZ

Date Site W/L Score  
11/23/15 Utah L 111-89  
12/11/15 Utah W 94-90  
12/13/15 OKC W 104-98 (OT)  
3/24/16 OKC L 113-91

## GENERAL INFORMATION

Home Court: Vivint Smart Home Arena (19,911)

Radio: KZNS (1280 AM/95.7 FM "The Zone")

David Locke, Ron Boone

Television: ROOT Sports

Craig Bolerjack, Matt Harpring, Kristen Kenney

Team Colors: Navy, Dark Green, Dark Yellow

### LARGEST WINNING MARGIN

OKC: 34 11/13/77 at Seattle 117-83  
Utah: 36 11/26/86 at Utah 91-127

### CURRENT STREAKS VS. JAZZ

SITE	LAST WIN	SCORE	LAST LOSS	SCORE	STREAK
At Home	3/24/16	113-91	10/31/10	99-120	Won 10
At Utah	12/11/15	94-90	3/28/15	89-94	Won 2
Overall	3/24/16	113-91	3/28/15	89-94	Won 4

### ALL-TIME OKLAHOMA CITY VS. UTAH

11/7/08 OKC @ UTA L 97-104	11/30/12 OKC vs UTA W 106-94	
11/4/09 OKC vs UTA W 114-93	2/12/13 OKC @ UTA L 94-109	
1/30/09 OKC @ UTA L 90-110	3/13/13 OKC vs UTA W 110-87	
3/20/09 OKC vs UTA L 94-101	4/9/13 OKC @ UTA W 90-80	
2008-09 Overall 1-3 Home 1-1 Road 0-2		
11/24/09 OKC @ UTA W 104-94	10/30/13 OKC @ UTA W 101-98	
12/31/09 OKC vs UTA W 87-86	11/24/13 OKC vs UTA W 95-73	
3/14/10 OKC vs UTA W 119-111	1/7/14 OKC @ UTA L 101-112	
4/6/10 OKC @ UTA L 139-140 (OT)	3/30/14 OKC vs UTA W 116-96	
2009-10 Overall 3-1 Home 2-0 Road 1-1		
10/31/10 OKC vs UTA L 99-120	11/18/14 OKC @ UTA L 81-98	
11/15/10 OKC @ UTA W 115-108	11/26/14 OKC vs UTA W 97-82	
2/5/11 OKC @ UTA W 121-105	1/9/15 OKC vs UTA W 99-94	
3/23/11 OKC vs UTA W 106-94	3/28/15 OKC @ UTA L 89-94	
2010-11 Overall 3-1 Home 1-1 Road 2-0		
2/10/12 OKC @ UTA W 101-87	11/23/15 OKC @ UTA W 111-89	
2/14/12 OKC vs UTA W 111-85	12/11/15 OKC @ UTA W 94-90	
3/20/12 OKC @ UTA L 90-97	12/13/15 OKC vs UTA W 104-98 (OT)	
2011-12 Overall 2-1 Home 1-0 Road 1-1		
	3/24/2016 OKC vs UTA W 113-91	
	2015-16 Overall 4-0 Home 2-0 Road 2-0	



# WASHINGTON WIZARDS

VERIZON CENTER  
601 F Street NW  
Washington, DC 20004 • 202-661-5000

Scott Brooks  
Head Coach



## DIRECTORY

**Majority Owner:** Ted Leonsis  
**President:** Ernie Grunfeld  
**Head Coach:** Scott Brooks  
**Assistant Coaches:** Tony Brown, Sidney Lowe, Chad Iske, Mike Terpstra, Maz Trakh  
**Athletic Trainer:** Corey Bennett  
**Senior Director, Communications:** Scott Hall  
**Director, Communications:** Patrick Rees  
**Manager, Communications:** Daren Jenkins

## GENERAL INFORMATION

**Home Court:** Verizon Center (20,356)  
**Radio:** TBD  
Dave Johnson, Glenn Consor  
**Television:** Comcast SportsNet  
Steve Buckhantz, Phil Chenier, Chris Miller  
**Team Colors:** Red, White, Blue

## LARGEST WINNING MARGIN

OKC: 29 10/25/78 at Seattle 121-92  
29 2/15/00 at Seattle 114-85  
Washington: 41 11/11/05 at Washington 96-137

## CURRENT STREAKS VS. WIZARDS

SITE	LAST WIN	SCORE	LAST LOSS	SCORE	STREAK
At Home	2/1/16	114-98	3/26/08	99-104	Won 7
At Washington	11/10/15	125-101	2/1/14	81-96	Won 2
Overall	2/1/16	114-98	2/1/14	81-96	Won 4

## ALL-TIME OKLAHOMA CITY VS. WASHINGTON

12/27/08	OKC	@	WAS	L 95-104	1/7/13	OKC	@	WAS	L 99-101
3/4/09	OKC	vs	WAS	W 88-83	3/27/13	OKC	vs	WAS	W 103-80
2008-09 Overall 1-1 Home 1-0 Road 0-1					2012-13 Overall 1-1 Home 1-0 Road 0-1				
11/20/09	OKC	vs	WAS	W 127-108	11/10/13	OKC	vs	WAS	W 106-105 (OT)
12/29/09	OKC	@	WAS	W 110-98	2/1/14	OKC	@	WAS	L 81-96
2009-10 Overall 2-0 Home 1-0 Road 1-0					2013-14 Overall 1-1 Home 1-0 Road 0-1				
1/28/11	OKC	vs	WAS	W 124-117 (2OT)	1/2/15	OKC	vs	WAS	W 109-102
3/14/11	OKC	@	WAS	W 116-89	1/21/15	OKC	@	WAS	W 105-103 (OT)
2010-11 Overall 2-0 Home 1-0 Road 1-0					2014-15 Overall 2-0 Home 1-0 Road 1-0				
1/18/12	OKC	@	WAS	L 102-105	11/10/15	OKC	@	WAS	W 125-101
2011-12 Overall 1-0 Home 0-0 Road 1-0					2/1/16	OKC	vs	WAS	W 114-98
					2015-16 Overall 2-0 Home 1-0 Road 1-0				

## 2016-17 VS. WIZARDS (ALL TIMES CENTRAL)

11/30/16 Wednesday at Oklahoma City 7:00 p.m.  
2/13/17 Monday at Washington 6:00 p.m.

## 2015-16 VS. WIZARDS

Date	Site	W/L	Score
11/10/15	Washington	W	125-101
2/1/16	OKC	W	114-98

## THUNDER VS. WIZARDS ALL-TIME

YEAR	TOTAL	YEAR	TOTAL
1967-68	2-5	1992-93	2-0
1968-69	2-4	1993-94	2-0
1969-70	4-2	1994-95	2-0
1970-71	2-3	1995-96	1-1
1971-72	3-2	1996-97	2-0
1972-73	0-4	1997-98	1-1
1973-74	2-2	1998-99	0-1
1974-75	1-3	1999-00	2-0
1975-76	1-3	2000-01	2-0
1976-77	3-1	2001-02	1-1
1977-78	1-3	2002-03	1-1
1978-79	2-2	2003-04	1-1
1979-80	1-1	2004-05	0-2
1980-81	1-1	2005-06	1-1
1981-82	1-1	2006-07	0-2
1982-83	1-1	2007-08	0-2
1983-84	1-1	2008-09	1-1
1984-85	2-0	2009-10	2-0
1985-86	1-1	2010-11	2-0
1986-87	1-1	2011-12	0-1
1987-88	2-0	2012-13	1-1
1988-89	1-1	2013-14	1-1
1989-90	2-0	2014-15	2-0
1990-91	2-0	2015-16	2-0
1991-92	2-0	<b>Totals</b>	<b>70-59</b>

## MEDIA INFORMATION



## THUNDER BROADCASTERS



### BRIAN DAVIS THUNDER BROADCASTER

Brian Davis is entering his ninth season as the television voice for the Oklahoma City Thunder. He serves as part of a Thunder broadcasting team on FOX Sports Oklahoma that has been awarded four regional Heartland Emmy Awards since 2008.

A veteran basketball broadcaster, Davis returned to the NBA in 2004 as host of Seattle Sonics broadcasts. He regularly covered the Chicago Bulls during the Michael Jordan era and became a contributor to NBA Radio, hosting game broadcasts and serving as sideline reporter for the network during the Playoffs, including the NBA Finals. He later hosted Bulls broadcasts on FSN Chicago and occasionally called Sonics games in Seattle. He has an extensive play-by-play resume at the college level, including the Big Ten, Pac-10, Conference USA and the Mid-American Conference.

Davis has called games at the professional level in three other sports: football, as radio voice of the Seattle Seahawks; hockey, in a reserve role with Chicago Blackhawks; and soccer, with Major League Soccer's Chicago Fire. He has also worked as a preseason play-by-play announcer for the NFL's Arizona Cardinals.

As a sports anchor for CBS Radio and its Chicago all-news affiliate, Davis covered major events including the Olympics, NBA Finals and Stanley Cup Finals. His resume includes play-by-play on national college football broadcasts for Westwood One Radio. He is an accomplished interviewer and talk show host and has won several professional awards, including one for investigative journalism during his days as a news reporter in Chicago.

Davis holds a journalism degree from Northwestern University. He and his wife, Judy, have two adult children and make their home in Oklahoma City.



### MICHAEL CAGE THUNDER TELEVISION ANALYST

Michael Cage joined the Thunder broadcasting team in 2014 as its television analyst for all FOX Sports Oklahoma broadcasts.

Cage played 15 seasons from 1984-2000 as a power forward in the NBA with the Los Angeles Clippers, Seattle SuperSonics, Cleveland Cavaliers, Philadelphia 76ers and New Jersey Nets. He led the NBA in rebounding in 1988, capturing the title by grabbing 30 rebounds in the final game of the regular season.

A native of West Memphis, Arkansas, Cage was a first-round draft pick of the Clippers in 1984 following a successful career at San Diego State University. At SDSU he was named a second-team All-American in 1984 and twice was selected as Western Athletic Conference Player of the Year. The Aztecs retired his jersey (No. 44) in 1984. He was also a member of the gold-medal winning 1983 United States team in the Pan American Games, and he is a member of both the Arkansas Sports Hall of Fame and the San Diego State Hall of Fame.

Following his playing career, Cage has worked as both a broadcaster and a high school and AAU basketball coach. His broadcasting experience includes serving as TV analyst for the Memphis Grizzlies, FOX Sports West, ESPN, Prime Ticket and Westwood One radio. Cage coached Mater Dei High School in Los Angeles to back-to-back state titles in 2013-14 and a national championship in 2014. He also served as a guest coach for the Cleveland Cavaliers at the 2013 NBA Summer League in Las Vegas.

Cage has a long history of giving back to the community during and after his NBA playing career. The Michael Cage Foundation works with young athletes to mentor, teach and share life lessons.



### LESLEY MCCASLIN THUNDER BROADCAST HOST AND SIDELINE REPORTER

Lesley McCaslin joined the Thunder in 2012 and serves as the team's broadcast host and sideline reporter on FOX Sports Oklahoma.

McCaslin came to the Thunder from Dallas, where she has worked as an anchor and reporter on FOX Sports Southwest, covering the Dallas Mavericks, Texas Rangers, and Big 12 and Conference USA football. Her career also includes Texas high school football broadcasts and local TV sports reporting in Texas markets Austin and Abilene. She grew up in Lubbock, Texas, and graduated from the University of Texas at Austin. In addition to her duties with the Thunder, she covers college football as a sideline reporter for FOX Sports.

In her current role, McCaslin anchors the team's pregame and postgame "Thunder Live" programs, provides courtside reports during the game broadcasts and is a frequent video contributor to the team website, okcthunder.com, covering Thunder Basketball and community events

In her current role, McCaslin anchors the team's pregame and postgame "Thunder Live" programs, provides courtside reports during the game broadcasts and is a frequent video contributor to the team website, okcthunder.com, covering Thunder Basketball and community events

## THUNDER BROADCASTERS



### MATT PINTO THUNDER RADIO BROADCASTER

Oklahoma City Thunder radio broadcaster Matt Pinto is a veteran NBA play-by-play announcer who has been with the franchise since 2007.

Prior to joining the franchise, Pinto was in Los Angeles, where he has served as the radio voice of the NBA's Clippers for two seasons. From 1997-2005, Pinto was on the Dallas Mavericks' broadcast team, serving as the radio play-by-play voice from 1997-2001 and the television voice from 2001-05. While in Dallas, Pinto also worked as a talk show host for KESN radio and was the play-by-play announcer of the NCAA Division IAA regional game of the week for The Football Network. In 1997, Pinto was named best play-by-play announcer for the state of Texas by the Associated Press.

From 1990-97, Pinto was the radio play-by-play voice of the NBA's Charlotte Hornets, where he was recognized in 1992 as the Premier Sportscaster in North Carolina by the Charlotte Observer. Pinto was also the television play-by-play voice of UNC-Charlotte basketball games and was an occasional host of ESPN national sports talk shows, as well as serving as the play-by-play voice of Westwood One college basketball.

Before joining the NBA ranks, Pinto worked in the sports broadcasting field in Honolulu, Boston, Los Angeles and Amarillo, Texas.

During his time with the Thunder, Pinto has been twice honored with a Heartland Regional Emmy Award for his contributions to Oklahoma City Thunder telecasts. The broadcaster has four children, Tamara, Daryl, Nash and Gabriela.



### ELENO ORNELAS THUNDER SPANISH RADIO PLAY-BY-PLAY ANNOUNCER

Eleno Ornelas joined the Thunder in 2009 as the Spanish radio play-by-play announcer, calling all Thunder home games.

Ornelas also serves as the Texas Rangers coordinator of Spanish broadcasting and the play-by-play announcer for all Rangers Spanish radio broadcasts. He joined the Rangers Spanish radio broadcast team in 2000, contributing both play-by-play and analysis before becoming the full-time play-by-play announcer in 2003. He has done radio play-by-play for the Dallas Mavericks and covered the Dallas Cowboys.

Ornelas, is a native of Juarez, Mexico and was a professional baseball announcer in that country before coming to Texas. He has an extensive background as an administrator in the Mexican amateur baseball leagues in north Texas, serving as president of the Dallas League from 1993-98.

### 2016-17 OKLAHOMA CITY THUNDER RADIO NETWORK

Flagship:	WWLS-The Sports Animal (98.1 FM), Oklahoma City
KWPN	(640 AM) ESPN Radio Oklahoma City
WKY	(930 AM) Oklahoma City (Spanish-language broadcast – home games only)
KJCM	(100.3 FM) Sports Animal Altus/Hobart
KVSO	(1240 AM) Sports Animal Ardmore
KKBI	(106.1 FM) Broken Bow/Idabel
KADS	(1240 AM) Sports Animal Elk City
KCRC	(1390 AM) Enid
KGYN	(1210 AM) Guymon
KXCA	(1380 AM) The Ticket, Lawton
KMCO	(101.3 FM) McAlester
KSEK	(1340 AM) FOX Sports Radio, Pittsburg, Kansas
KYAL	(97.1 FM, 1550 AM) Sports Animal Tulsa/Sapulpa/Muskogee
KITO, KGND	(96.1 FM, 1470 AM) Sports Animal Vinita
KSIW	(1450 AM) Sports Animal Woodward

Live stream available within 75-mile radius of OKC via the Thunder Mobile App and WWLS - The Sports Animal app and website.



## BASKETBALL COMMUNICATIONS STAFF



### MATT TUMBLESON

#### DIRECTOR OF BASKETBALL COMMUNICATIONS

Matt Tumbleson begins his sixth season as the Thunder's Director of Basketball Communications. Tumbleson and the Basketball Communications staff are responsible for promoting the endeavors of the Thunder players, coaches and front office staff both on and off the court. He is also responsible for managing the day-to-day requests from local, national and international media.

Prior to joining the Thunder, Tumbleson served three-plus years as the primary media contact for the Memphis Grizzlies for all business operations, FedExForum and team content away from the court. During the 2010-11 season, Tumbleson took over all team on-court communications initiatives in addition to his previous responsibilities as the Senior Manager of Communications and Publications. Before his stint in Memphis, the Illinois native worked on the team side of communications for the New Jersey Nets and San Antonio Spurs. During the 2005-06 season, Tumbleson worked for both the Spurs media relations and basketball operations department.

Matt resides in Edmond with his wife, Christina and their three children, Teddy, Audrey and Liv.



### MICHAEL RAVINA

#### MANAGER OF BASKETBALL COMMUNICATIONS

Michael Ravina enters his ninth season with the club as Manager of Basketball Communications. The San Rafael, CA native came to Oklahoma City after spending the previous three seasons with the Golden State Warriors Public Relations department.

In his current role, Ravina will serve as a liaison between the Thunder and local, national and international media. Additionally, Ravina assists in the teams credentialing process, and share duties associated with team travel.

Ravina is a 2005 graduate of Syracuse University with a degree in Communications and Rhetorical Studies and a minor in Spanish Language, Literature and Linguistics.

He and his wife, Laci, reside in Oklahoma City with their daughter, Gia.



### JOHN READ

#### MANAGER OF BASKETBALL COMMUNICATIONS

John Read enters his ninth season with the Oklahoma City Thunder after joining the organization in March of 2009. The Mission Viejo, CA native is a 2006 graduate of Loyola Marymount University with a degree in Business Finance.

Read joined the Thunder after starting the 2008-09 NBA season with the Dallas Mavericks front office. His NBA experience dates back to 2004 when he began working as an intern with the Los Angeles Lakers Public Relations Department.

## MEDIA INFORMATION



The following information has been established to assist in your coverage of the Oklahoma City Thunder and to provide a professional working environment for all members of the media.

### PR HOTLINE 405-208-4801

The Oklahoma City Thunder PR Hotline is updated daily with practice times, shoot-around times and media availability times.

**CHESAPEAKE ENERGY ARENA** is located in downtown Oklahoma City at the corner of Reno Avenue and Robinson Avenue. Chesapeake Energy Arena sits in the heart of a downtown renaissance, just steps away from the Cox Convention Center, as well as hotels, restaurants and entertainment venues in downtown Oklahoma City and Bricktown.

**PARKING** is available on a limited basis and can be requested by calling the Basketball Communications Department. Please confirm your credential and parking spot prior to arriving at the game. Media parking is located in the Cox Convention Center parking garage located just north of the Chesapeake Energy Arena. Media with confirmed parking should enter the Cox Center parking garage off Robinson street just north of Reno.

**TELEPHONES** are provided in the media workroom and, on a limited basis, courtside. A request for a dedicated phone line can be made by calling the public relations department 24 hours prior to tip-off.

**MEDIA SEATING** is located on the scorer's table, the second row scorer's table, setion 116 and section 103. Media seats will be assigned by the Basketball Communications department and we ask that you please do not switch assigned seats without prior approval from the Basketball Communications department. Seating charts can be found in the media workroom.

**MEDIA DINING** is provided to working media and will be served in the media dining area 3 hours prior to tip-off on game day.

**PHOTOGRAPHERS** can find photo charts with their assigned spots in the media workroom. All lanes are assigned and photographers cannot switch assigned lanes without approval from a member of the Basketball Communications department. Please be considerate of fans seated directly behind you. For the safety of players, and in accordance with league rules, rubber lenses must be used and photographers are not allowed on the floor at anytime during the game. Remote cameras and tripods are not allowed on the floor. Use of a flash bulb is prohibited. **PHOTOGRAPHERS ARE PROHIBITED TO SHOOT FROM THE GRANDSTAND AREA WITHOUT PRIOR APPROVAL FROM THE PUBLIC RELATIONS DEPARTMENT.**

**INTERVIEW REQUESTS** requiring special accommodations should be made in advance by contacting the public relations department. For player and coach interview requests, please contact Matt Tumbleson at [mtumbleson@okcthunder.com](mailto:mtumbleson@okcthunder.com).

**GAME NOTES AND STATISTICS** are available in the media room two hours before each game, during the game and after the game. Statistics are distributed to the media seating areas after each quarter. Statisticians for radio and television broadcasts can be arranged by contacting the basketball communications department.



### **MEDIA COVERING THE THUNDER**



**DEAN BLEVINS**  
KWTV-TV



**BRIAN BRINKLEY**  
KFOR-TV



**JENNI CARLSON**  
THE OKLAHOMAN



**BRETT DAWSON**  
THE OKLAHOMAN



**ERIK HORNE**  
THE OKLAHOMAN



**FRED KATZ**  
NORMAN TRANSCRIPT



**BRYAN KEATING**  
KOCO-TV



**MICHAEL KINNEY**  
THE SPORTS EXCHANGE



**DARNELL MAYBERRY**  
THE OKLAHOMAN



**STEVE McGEHEE**  
KWTV-TV



**MYRON PATTON**  
KOKH-TV



**RANDY RENNER**  
INSIDETHUNDER.COM




**JOHN ROHDE**  
BLEACHER REPORT



**BERRY TRAMEL**  
THE OKLAHOMAN



**ROYCE YOUNG**  
ESPN.COM



### **INTEGRIS Thunder Development Center**

The Oklahoma City Thunder began calling the INTEGRIS Thunder Development Center home just prior to the start of the 2011-12 season. The 53,000 square foot state-of-the-art practice facility features two full-sized basketball courts, a 27-seat team classroom and a hydrotherapy area which was designed to benefit the Thunder's medical and training staff in the prevention and rehabilitation of injuries.

Funding for the construction of the practice facility and renovations to the team's Chesapeake Energy Arena comes from a one-cent sales tax approved by Oklahoma City voters on March 4, 2008. The 15-month tax took effect on January 1, 2009 and ran

through March 31, 2010. As part of the lease agreement, the Thunder will make an annual rent payment to the City of Oklahoma City.

During the groundbreaking ceremony in August of 2009, Oklahoma City Mayor



Mick Cornett commented, "Having the Thunder in Oklahoma City has been a tremendous sense of pride for our community. When the citizens of Oklahoma City passed the

Big League City initiative to renovate the city's downtown arena and build an NBA-leading practice facility, we all looked forward to this day."

INTEGRIS is the official health care provider of the Oklahoma City Thunder.

