

MEDIA GUIDE



2014



2015

THUNDER.NBA.COM



2014-2015 OKLAHOMA CITY THUNDER SEASON SCHEDULE

All times Central and subject to change. All home games at Chesapeake Energy Arena.

OCTOBER/NOVEMBER

SUN	MON	TUE	WED	THU	FRI	SAT
26			29 FSO POR 9:30	30 TNT LAC 9:30	31	1 FSO DEN 7:00
2	3 FSO BKN 6:30	4 FSO TOR 6:30	5	6	7 FSO MEM 7:00	8
9 FSO SAC 6:00	10	11 FSO MIL 7:00	12 FSO BOS 6:30	13	14 FSO DET 7:00	15
16 FSO HOU 6:00	17	18 FSO UTA 8:00	19 FSO DEN 8:00	20	21 FSO BKN 7:00	22
23 FSO G.S. 6:00	24	25	26 FSO UTA 7:00	27	28 FSO N.Y. 7:00	29
30						

DECEMBER

SUN	MON	TUE	WED	THU	FRI	SAT
	1	2 FSO N.O. 7:00	3	4	5 FSO PHI 6:00	6
7 FSO DET 5:00	8	9 FSO MIL 7:00	10	11 TNT CLE 7:00	12 FSO MIN 7:00	13
14 FSO PHX 6:00	15	16 FSO SAC 9:30	17	18 FSO G.S. 9:30	19 FSO LAL 9:30	20
21 FSO N.O. 6:00	22	23 FSO POR 7:00	24	25 ABC S.A. 1:30	26 FSO CHA 7:00	27
28 FSO DAL 6:30	29	30	31 FSO PHX 7:00			

JANUARY

SUN	MON	TUE	WED	THU	FRI	SAT
				1	2 FSO WAS 7:00	3
4	5 FSO G.S. 9:30	6	7 FSO SAC 9:00	8	9	10
11	12	13	14	15 TNT HOU 7:00	16 FSO G.S. 7:00	17
18 FSO ORL 5:00	19	20 FSO MIA 6:30	21 FSO WAS 7:00	22	23 FSO ATL 6:30	24
25 ABC CLE 2:30	26 FSO MIN 7:00	27	28 FSO N.Y. 7:00	29	30	31 FSO MEM 7:00

FEBRUARY

SUN	MON	TUE	WED	THU	FRI	SAT
1	2 FSO ORL 7:00	3	4 FSO N.O. 7:00	5	6	7
8 ABC LAC NOON	9 FSO DEN 6:00	10	11 FSO MEM 7:00	12	13	14
15 All-Star DEN 7:00	16	17	18	19 TNT DAL 7:00	20	21 FSO CHA 6:00
22 FSO DEN 6:00	23	24 FSO IND 7:00	25	26 FSO PHX 9:30	27 FSO POR 9:30	28

MARCH

SUN	MON	TUE	WED	THU	FRI	SAT
1 ABC LAL 2:30	2	3	4 FSO PHI 7:00	5 TNT CHI 7:00	6	7
8 FSO TOR 6:00	9	10	11 FSO LAC 7:00	12	13 FSO MIN 7:00	14
15 ABC CHI NOON	16 FSO DAL 7:30	17	18 FSO BOS 7:00	19	20 FSO ATL 7:00	21
22 FSO MIA 2:00	23	24 TNT LAL 7:00	25 FSO S.A. 8:30	26	27	28 FSO UTA 8:00
29 FSO PHX 8:00	30	31				

APRIL

SUN	MON	TUE	WED	THU	FRI	SAT
			1 FSO DAL 7:00	2	3 FSO MEM 7:00	4
5 ABC HOU NOON	6	7 FSO S.A. 7:00	8	9	10 FSO SAC 7:00	11
12 FSO IND 5:00	13 FSO POR 7:00	14	15 FSO MIN 7:00	16	17	18

F.S.O. = FOX SPORTS OKLAHOMA



2014-15 Oklahoma City Thunder Media Guide

The 2014-2015 Oklahoma City Thunder media guide was written and edited by Matt Tumbleson, Michael Ravina, John Read and Ben Coldagelli. Special statistical assistance was provided by Elias Sports Bureau. All photos were provided by NBA Entertainment unless otherwise noted. This publication was printed at Southwestern Stationery and Bank Supply, Inc., Oklahoma City, OK. Special thanks to Daren Shepherd for his work on the production, design and layout of the media guide.

The information contained in this publication was compiled by the Oklahoma City Thunder and is provided as a courtesy to fans and the press and may be used only for personal or editorial purposes. Any commercial use of this information is prohibited without the prior written consent of the Oklahoma City Thunder. All NBA and team insignias depicted in this publication are the property of NBA Properties, Inc. and the respective teams of the NBA and may not be reproduced for commercial purposes without the prior written consent of NBA Properties, Inc. (c) Copyright 2014 Oklahoma City Thunder

TABLE OF CONTENTS



GENERAL INFORMATION

General Information.....	4
THUNDER OWNERSHIP GROUP	
Clayton I. Bennett.....	6
Board of Directors.....	7

PLAYERS

Photo Roster.....	10
Roster.....	11
Steven Adams.....	12
Nick Collison.....	14
Kevin Durant.....	18
Serge Ibaka.....	22
Reggie Jackson.....	26
Grant Jerrett.....	30
Perry Jones.....	32
Jeremy Lamb.....	34
Mitch McGary.....	36
Anthony Morrow.....	38
Kendrick Perkins.....	40
Andre Roberson.....	44
Sebastian Telfair.....	46
Lance Thomas.....	48
Russell Westbrook.....	50
How the Thunder was built.....	54

BASKETBALL OPERATIONS

Sam Presti.....	56
Troy Weaver, Michael Winger.....	57
Scott Brooks.....	58
Rex Kalamian, Robert Pack.....	59
Mark Bryant, Mike Terpestra, Darko Rajakovic.....	60
Vin Bhavnani, Paul Rivers, Will Dawkins.....	61
Donnie Strack, Joe Sharpe, Dwight Daub.....	62
Jason Ranne, Marc St. Yves, Matt Tumbleson.....	63
Basketball Operations Staff.....	64
Oklahoma City Blue.....	65
Oklahoma City Blue Staff.....	66
NBA D-League Directory.....	67

GENERAL INFORMATION

NBA Cares.....	68
Thunder in the Community.....	69
Uniforms and Official Marks.....	70
Rumble the Bison.....	71
Chesapeake Energy Arena.....	72
Chesapeake Energy Arena Ticket Map.....	74

THUNDER STAFF

Danny Barth, Brian Byrnes.....	76
Pete Winemiller, Christine Berney.....	77
Tony Driscoll, Scott Loft.....	78
Dan Mahoney, Katy Semtner.....	79
Stacy Blomstrom, Jim Brylewski, Jody East.....	80
Abby Erispamer, Travis Herman, Karlis Kezbers.....	81
Tyler Lane, John Leach, Ron Matthews.....	82
Matthew Wells, Katrina Wiley.....	83
Thunder Staff.....	84
Staff Directory.....	88

2013-14 REGULAR SEASON REVIEW

Regular Season Statistics.....	92
Miscellaneous Statistics.....	93
Game-By-Game Results.....	94
Game-By-Game Statistics.....	96
Team Highs and Lows.....	98
Individual Highs.....	99
Individual and Team Highs.....	100
Game Leaders/Back-To-Back Sets.....	101
Injuries/Starting Lineups.....	102
Transactions.....	103

2013-14 NBA REVIEW

2013-14 Standings.....	106
2013-14 League Leaders.....	107
Offense/Defense Statistics.....	108
Award Winners.....	109
2014 NBA Playoffs.....	111
Playoff Structure/Attendance.....	112
NBA Directory.....	113

ALL-TIME RECORDS

Year-By-Year Record.....	116
All-Time Coaching Records.....	117
Opening Night.....	118
All-Time Opening-Night Starting Lineups.....	119
High-Low Scoring Games/Win-Loss Streaks.....	120
All-Time Winning-Losing Streaks/Win-Loss Margins.....	121
Overtime Results.....	122
Team Records.....	124
Opponent Team Records.....	125
Individual Records.....	126
Opponent Individual Records.....	127
All-Time Career Leaders.....	128
Oklahoma City Team Records.....	130
Oklahoma City Opponent Team Records.....	131
Oklahoma City Individual Records.....	132
Oklahoma City Opponent Individual Records.....	133
Greatest Individual Performances.....	134
Opponent Greatest Individual Performances.....	135
All-Time 40+ Points Performances.....	136
All-Time 20+ Rebounds Performances.....	137
All-Time 20-20 Club.....	138
All-Time Triple-Doubles.....	139
Award Winners.....	140
League Leaders/All-Stars.....	141
Year-By-Year Statistical Leaders.....	142
Year-By-Year Statistics.....	144
All-Time High Performances.....	149

ALL-TIME PLAYOFF RECORDS

Oklahoma City Era Team Playoff Records.....	152
Oklahoma City Era Individual Playoff Records.....	153
Thunder Team Playoff Records.....	154
Thunder Opponent Team Playoff Records.....	155
Individual Playoff Records.....	156
Top Single-Game Playoff Performances.....	157
Opponent Top Single-Game Playoff Performances.....	158
Thunder Career Playoff Leaders.....	159
In The Playoffs, The Last Time.....	160

THUNDER OPPONENTS

Atlanta Hawks.....	164
Boston Celtics.....	165
Brooklyn Nets.....	166
Charlotte Hornets.....	167
Chicago Bulls.....	168
Cleveland Cavaliers.....	169
Dallas Mavericks.....	170
Denver Nuggets.....	171
Detroit Pistons.....	172
Golden State Warriors.....	173
Houston Rockets.....	174
Indiana Pacers.....	175
Los Angeles Clippers.....	176
Los Angeles Lakers.....	177
Memphis Grizzlies.....	178
Miami Heat.....	179
Milwaukee Bucks.....	180
Minnesota Timberwolves.....	181
New Orleans Pelicans.....	182
New York Knicks.....	183
Orlando Magic.....	184
Philadelphia 76ers.....	185
Phoenix Suns.....	186
Portland Trail Blazers.....	187
Sacramento Kings.....	188
San Antonio Spurs.....	189
Toronto Raptors.....	190
Utah Jazz.....	191
Washington Wizards.....	192

MEDIA INFORMATION

Brian Davis, Michael Cage, Lesley McCaslin.....	194
Matt Pinto, Eleno Ornelas.....	195
Basketball Communications.....	196
Media Information.....	197
Media Regularly Covering the Thunder.....	198
INTEGRIS Thunder Development Center.....	199



GENERAL INFORMATION

Corporate Office Address	Oklahoma City Thunder 208 Thunder Drive Oklahoma City, OK 73102 405-208-4800
INTEGRIS Thunder Development Center	9600 N. Oklahoma Ave. Oklahoma City, OK 73114 405-208-4800
Home Court	Chesapeake Energy Arena (18,203)
Team Colors	Blue, Red, Yellow and Dark Blue
Television	Fox Sports Oklahoma
Radio	WWLS, 640 AM, 98.1 FM
TV Play-by-Play Announcer	Brian Davis
TV Color Analyst	Michael Cage
Sideline Reporter	Lesley McCaslin
Radio Play-by-Play Announcer	Matt Pinto
Website	Thunder.NBA.com
Game Times	7 pm; 6 pm and noon on Sundays

NATIONAL BASKETBALL ASSOCIATION KEY DATES 2014-15

October 27	Rosters Set for Opening Day (5 p.m. ET)
October 28	2014-15 NBA Season Tips Off
January 5	10-day contracts can now be signed
January 10	All contracts are guaranteed for remainder of the season
February 13-15	2015 NBA All-Star (Brooklyn and New York)
February 19	2015 NBA Trade Deadline (3 p.m. ET)
March 1	Playoff Eligibility Waiver Deadline
April 15	Last Day of 2014-15 Regular Season
April 18	2015 NBA Playoffs begin
April 26	NBA Draft Early Entry Eligibility Deadline (11:59 p.m. ET)
May 4 or 5	Conference Semifinals begin (possible move-up to May 2 or 3)
May 19 or 20	Conference Finals begin (possible move-up to May 17 or 18)
May 19	2015 NBA Draft Lottery
June 4	The Finals begin (no move-up)
June 15	NBA Draft Early Entry Withdrawal Deadline (5 p.m. ET)
June 25	2015 NBA Draft

NBA ALIGNMENT

WESTERN CONFERENCE

NORTHWEST DIVISION

Denver Nuggets
Minnesota Timberwolves
Oklahoma City Thunder
Portland Trail Blazers
Utah Jazz

PACIFIC DIVISION

Golden State Warriors
Los Angeles Clippers
Los Angeles Lakers
Phoenix Suns
Sacramento Kings

SOUTHWEST DIVISION

Dallas Mavericks
Houston Rockets
Memphis Grizzlies
New Orleans Pelicans
San Antonio Spurs

EASTERN CONFERENCE

CENTRAL DIVISION

Chicago Bulls
Cleveland Cavaliers
Detroit Pistons
Indiana Pacers
Milwaukee Bucks

SOUTHEAST DIVISION

Atlanta Hawks
Charlotte Hornets
Miami Heat
Orlando Magic
Washington Wizards

ATLANTIC DIVISION

Boston Celtics
New Jersey Nets
New York Knicks
Philadelphia 76ers
Toronto Raptors

THUNDER OWNERSHIP GROUP THE PROFESSIONAL BASKETBALL CLUB, LLC



PROFESSIONAL BASKETBALL CLUB, LLC



CLAYTON I. BENNETT
Chairman, Oklahoma City Thunder
Chairman, Dorchester Capital



BOARD OF DIRECTORS



AUBREY K. MCCLEENDON
Chairman and CEO,
American Energy Partners



GEORGE B. KAISER
President, GBK Corporation
Chairman, BOK Financial




G. JEFFREY RECORDS, JR.
Chairman and CEO,
MidFirst Bank



WILLIAM M. CAMERON
Chairman and CEO,
American Fidelity Assurance Company



ROBERT E. HOWARD II
Chairman,
Howard Investments



JAY SCARAMUCCI
President,
Balon Corporation




EVERETT R. DOBSON
Managing Partner,
Dobson Partnerships





PHOTO ROSTER



STEVEN ADAMS



NICK COLLISON



KEVIN DURANT



SERGE IBAKA



REGGIE JACKSON



GRANT JERRETT



PERRY JONES



JEREMY LAMB



MITCH MCGARY



ANTHONY MORROW



HENDRICK PERKINS



ANDRE ROBERSON



SEBASTIAN TELFAIR



LANCE THOMAS



RUSSELL WESTBROOK

ROSTER



NO	PLAYER	POS	HT	WT	BIRTHDATE	FROM	YEARS PRO
12	Steven Adams	C	7-0	255	07/20/1993	Pittsburgh/New Zealand	2
4	Nick Collison	F	6-10	255	10/26/1980	Kansas/USA	11
35	Kevin Durant	F	6-9	240	09/29/1988	Texas/USA	8
9	Serge Ibaka	F	6-10	245	09/18/1989	Republic of Congo	6
15	Reggie Jackson	G	6-3	208	04/16/1990	Boston College/USA	4
7	Grant Jerrett	F	6-10	232	07/08/1993	Arizona/USA	R
3	Perry Jones	F	6-11	235	09/24/1991	Baylor/USA	3
11	Jeremy Lamb	G	6-5	185	05/30/1992	Connecticut/USA	3
33	Mitch McGary	F	6-10	255	06/06/1992	Michigan/USA	R
2	Anthony Morrow	G	6-5	210	09/27/1985	Georgia Tech/USA	8
5	Kendrick Perkins	C	6-10	270	11/10/1984	Clifton J. Ozen HS (TX)/USA	12
21	Andre Roberson	G	6-7	210	12/04/1991	Colorado/USA	2
31	Sebastian Telfair	G	6-0	170	06/09/1985	Abraham Lincoln HS (NY)/USA	10
42	Lance Thomas	F	6-8	225	04/24/1988	Duke/USA	4
0	Russell Westbrook	G	6-3	200	11/12/1988	UCLA/USA	7

HEAD COACH

Scott Brooks (UC Irvine)

ASSISTANT COACHES

Rex Kalamian (Cal Poly Pomona)

Robert Pack (USC)

Mark Bryant (Seton Hall)

Mike Terpstra (Northwest Nazarene)

Darko Rajakovic (BK University, Serbia)

DIRECTOR OF ATHLETIC PERFORMANCE

Dwight Daub (Evansville)

DIRECTOR OF MEDICAL SERVICES

Dr. Donnie Strack (Indianapolis)

ATHLETIC TRAINER

Joe Sharpe (Old Dominion)



12 STEVEN ADAMS

POSITION: Center HEIGHT: 7-0 WEIGHT: 255

BIRTHDATE

7/20/93

BIRTHPLACE

Rotorua, New Zealand

HIGH SCHOOL

Notre Dame Prep (Fitchburg, MA)

COLLEGE

Pittsburgh

HOW ACQUIRED/DRAFT BACKGROUND

Selected by the Oklahoma City Thunder in the first round (No. 12 overall) of the 2013 NBA Draft.

CURRENT NBA SEASON

2nd NBA season



2013-14 SEASON AVERAGES

Appeared in 81 games (20 starts) and averaged 3.3 points, 4.1 rebounds (9th among NBA rookies) and 0.70 blocks (9th among NBA Rookies) in 14.8 minutes.

2013-14

Named to the NBA All-Rookie Second Team. Oklahoma City went 11-9 during his 20 starts. On Jan. 29, named to the BBVA Compass Rising Stars Challenge as part of All-Star Weekend. Registered a blocked shot in 37 games. Recorded first career double-double with 17 points and 10 rebounds at Detroit (11/8). Made first career start at LA Clippers (11/13). Scored in double figures three times. Set a career-high with four blocks vs. Memphis (2/3). Set a career-high with six steals at Dallas (3/24). One DNP-CD.

PLAYOFFS

During the 2014 postseason, appeared in 18 games and averaged 3.9 points, 4.1 rebounds and 1.3 blocks in 18.4 minutes. Recorded 10 points (5 of 7 shooting) and 11 rebounds in a career-best 40 minutes during a series-clinching win at the Los Angeles Clippers in Game 6 of the Western Conference Semifinals.

COLLEGE

2012-13 (Freshman): Named to the Big East All-Rookie Team as a freshman. Named Big East Preseason Rookie of the Year. Started in all 32 of his career games played. Ranks first all-time at Pitt in field goal percentage (.571), second in blocked shots (63), and sixth in rebounds for freshman seasons (192). Ranked first on team in rebounds (6.3 rpg) and blocks (2.0 bpg). Ranked fifth on team in scoring with 7.2 points per game. Scored in double figures on six occasions. Scored a career-high 16 points along with 10 rebounds against Bethune Cookman. Grabbed a season-high 14 rebounds along with eight points against Duquesne. Scored 13 points along with 11 rebounds in an NCAA Tournament game against



Wichita State. Blocked a career-high five shots against South Florida.

PERSONAL

First lottery pick and first-round pick to come out of New Zealand in NBA Draft history. One of 18 siblings, six of whom played basketball for New Zealand. All of his brothers stand around 6-10 to 6-11 and his sisters 6-5 to 6-6. His half-sister is a 2008 Olympic champion and three-time world champion in the shot put.

REGULAR SEASON Career Highs

Minutes.....	31	11/08/2013OKC at Detroit
Field Goals.....	7	11/08/2013OKC at Detroit
Field Goal Attempts.....	10	11/08/2013OKC at Detroit
Three-Point Field Goals.....			
Three-Point Attempts.....			
Free Throws.....	5	11/08/2013OKC at Sacramento (Twice)
Free Throw Attempts.....	8	11/08/2013OKC at Sacramento
Offensive Rebounds.....	5	11/08/2013OKC at Detroit (Twice)
Defensive Rebounds.....	7	03/11/2014OKC vs. Houston (3 times)
Rebounds.....	10	11/08/2013OKC at Detroit
Assists.....	3	12/13/2013OKC vs. LA Lakers (Twice)
Steals.....	6	03/24/2014OKC vs. Denver
Turnovers.....	4	11/24/2013OKC vs. Utah
Blocked Shots.....	4	02/03/2014OKC vs. Memphis
Points.....	17	11/08/2013OKC at Detroit

NBA REGULAR SEASON STATISTICS

SEASON/TEAM	G-GS	MIN	3-PT. FG			Rebounds			Averages										
			FGM-FGA	PCT	FTM-FTA	PCT	OFF	DEF	TOT	AST	STL	TO	BLK	PTS	RPG	APG	PPG		
13-14 OKC	81-20	1197	93-185	.503	0-0	.000	79-136	.581	142	190	332	43	40	71	57	265	4.1	0.5	3.3
TOTALS	81-20	1197	93-185	.503	0-0	.000	79-136	.581	142	190	332	43	40	71	57	265	4.1	0.5	3.3

NBA POSTSEASON STATISTICS

SEASON/TEAM	G-GS	MIN	3-PT. FG			Rebounds			Averages										
			FGM-FGA	PCT	FTM-FTA	PCT	OFF	DEF	TOT	AST	STL	TO	BLK	PTS	RPG	APG	PPG		
13-14 OKC	18-0	331	31-45	.689	0-0	.000	8-23	.348	22	52	74	4	1	10	24	70	4.1	0.2	3.9
TOTALS	18-0	331	31-45	.689	0-0	.000	8-23	.348	22	52	74	4	1	10	24	70	4.1	0.2	3.9

9.6 ppg, 8.1 rpg, 1.0 apg, 0.8 bpg and 29.0 mpg. Led team with 66 blocks. Averaged 8.1 rpg (T-18th in NBA). Led or co-led the team in rebounding 33 times. Registered 18 double-doubles. Shot 50.0 percent (318-of-636) from the field (27th in NBA). Posted career highs of 29 points and 21 rebounds at Phoenix on 1/9 to become the 10th player in franchise history to record a 20/20 game, and the 40th overall 20/20 game in team history. Registered 25 points and 13 rebounds vs. Utah on 1/12. **2005-06:** Appeared in 66 games. Averaged 7.5 ppg and 5.6 rpg. Led the team in rebounding 17 times. Registered eight double-doubles. Shot 52.5 percent (207-394) from the field. Recorded 20 points and 11 rebounds 4/18 at Sacramento. Suffered a partially-torn plantar fascia in his left foot vs. Utah on 3/5 and missed the ensuing 14 games. Recorded back-to-back double-doubles for the first time in his career with 17 points and a career-high 15 rebounds vs. Atlanta on 2/10 and 12 points and 11 rebounds at New Orleans/Oklahoma City on 2/8. Scored 20 points and grabbed 12 rebounds at Toronto on 11/13. **2004-05:** One of only two players on the team to appear in all 82 games (Ridnour). Averaged 5.6 ppg and 4.6 rpg in 17.0 mpg. Shot 53.7 percent (190-354) from the field (1st among rookies). Averaged 4.6 rpg (10th among rookies). Scored in double figures 13 times. Grabbed 10-plus rebounds five times. Led or co-led the team in rebounds 15 times. Registered four double-doubles. Scored 16 points twice (vs. Golden State on 2/16 and vs. the Lakers on 4/8). Grabbed 12 rebounds vs. Golden State on 2/16. Suffered a broken nose vs. Phoenix on 3/6. **2003-04:** Missed entire rookie season due to surgery on both shoulders. Had successful left shoulder surgery on 10/14. Had successful surgery on his right shoulder on 2/13.

PLAYOFFS

Appeared in postseason play in six of his 10 NBA seasons while appearing in 82 playoff games (two starts) and recording averages of 4.7 points and 4.1 rebounds in 17.7 minutes. **2014:** Appeared in 17 games (two starts) and averaged 1.9 points and 2.2 rebounds in 10.8 minutes. **2013:** During 2013 postseason, appeared in 11 games and averaged 5.0 points, 4.6 rebounds and 1.1 assists in 16.2 minutes. Scored in double figures twice. **2012:** Appeared in 20 games and averaged 3.5 points, 3.4 rebounds and 1.0 assist in 16.6 minutes. Set a 2012 playoff-high with 10 rebounds vs. Miami in Game 1 of the NBA Finals. **2011:** In 17 games averaged 6.7 points and 5.8 rebounds in

24.3 minutes. **2010:** Averaged 3.2 points and 4.7 rebounds in six first round playoff games versus the LA Lakers. **2005:** Averaged 8.4 ppg and 5.0 rpg in 11 games. Shot 60.7 percent from the floor (37-61). Scored a playoff-high 15 points and grabbed nine rebounds in Game 5 against Sacramento on 5/3.

COLLEGE

2003: NCAA All-Final Four Team. NABC National Player of the Year. Associated Press First-Team All-America. John R. Wooden All-American Team. *Basketball Times* First-Team All-American. USBWA First-Team All-American. Big 12 Player of the Year (Coaches). NABC First-Team All-American. First-Team All-Big 12 (AP and Coaches). First-Team Academic All-Big 12. Three-time Big 12 Player of the Week. **2002:** Honorable Mention AP All-America. Big 12 All-Tournament Team. Second-team All-Big 12. **2001:** Second-team AP All-Big 12. First-team All-Big 12 (coaches). *Sporting News* first-team All-Big 12. Second-team Academic All-Big 12. Two-time Big 12 Player of the Week. **2000:** Honorable Mention All-Big 12 (AP). Big 12 All-Freshman Team. Two-time Big 12 Rookie of the Week. **2002-03 (Senior):** Led Kansas to the NCAA title game against Syracuse. Averaged 18.5 ppg (2nd in Big 12), 10.0 rpg (3rd in Big 12, 18th in the nation) and 1.9 bpg. Totaled 702 points, the seventh highest single-season total in school history. Scored a career-high 33 points against Duke in the Jayhawks' NCAA Sweet 16 win. Grabbed a career-high 23 rebounds vs. Texas. **2001-02 (Junior):** Named to the All-Big 12 Academic Second Team. Averaged 15.6 ppg, 8.3 rpg and 2.2 bpg (1st in Big 12). Shot 59.2 percent from the field (245-414). **2000-01 (Sophomore):** Averaged 14.0 ppg, 6.7 rpg and 1.6 bpg. Shot a career-high 59.7 percent from the field (187-313). **1999-2000 (Freshman):** Averaged 10.5 ppg and 6.9 rpg. Started every game with the exception of Senior Day.

PERSONAL

Full name is Nicholas John Collison. Served as a member of 2003 USA Basketball World Championship Team that participated in Puerto Rico. Father Dave coached on the high-school level for 23 years, including Nick's team at Iowa Falls. Lists favorite movie as *Anchorman* and he says that if he could appear on any reality show it would be *The Amazing Race*. Visited South Africa as part of the NBA's Without Borders program in 2012. Listed *Curb Your Enthusiasm* as his favorite show of all-time. Favorite subject in school was history as a kid.





35 KEVIN DURANT

POSITION: Forward HEIGHT: 6-9 WEIGHT: 240

BIRTHDATE

9/29/88

BIRTHPLACE

Washington, D.C.

HIGH SCHOOL

Montrose Christian (Suitland, MD)

COLLEGE

Texas

HOW ACQUIRED/DRAFT BACKGROUND

Selected by the OKC franchise in the first round (No. 2 overall) of the 2007 NBA Draft.

CURRENT NBA SEASON

8th NBA season



CAREER AVERAGES

Appeared in 542 games (542 starts) and averaged 27.4 points, 6.9 rebounds, 2.5 assists, 1.3 steals and 1.0 blocks in 38.2 minutes.

2013-14 SEASON AVERAGES

Appeared in 81 games (81 starts) and averaged an NBA best 32.0 points, 7.4 rebounds, a career-high 5.5 assists and 1.3 steals in 38.5 minutes.

2013-14

Named the 2013-14 Kia NBA Most Valuable Player on May 5 after totaling 1,232 points, including 119 first-place votes. Named to the 2013-14 All-NBA First Team. Scored 25 points in 41 straight games from 1/7-4/8 (longest streak of his career and third longest in NBA history). Named the NBA's Western Conference Player of the Month four times (Nov., Dec., Jan. and March) this season (11 career POM awards, the most in the Western Conference since the start of the 2009-10 season). During the Month of January, Durant averaged 35.9 points per game while shooting 54.9% from the field (highest scoring month of Durant's career). Scored 30-plus points in 12 consecutive games during the month of January (longest streak of his career). Set a career-high with 54 points vs. Golden State (1/17), representing a Thunder era record for most points scored in a game. Scored 51 points (fourth 50-point game of his career) during double-overtime win at Toronto (3/31). Posted 27 double-doubles, including three triple-doubles (six career triple-doubles). Scored 30-plus points 47 times (most in NBA) including 14 40-plus point efforts (most in NBA) and two 50 point games. On 17 occasions, scored 30-plus points while recording 10-plus rebounds. Against Minnesota (12/1), registered 32 points, 10 rebounds, 12 assists, four steals and four blocks to become the first player to hit such benchmarks since blocks and steals became official stats during the 1973-74 season. Scored 42 points during the Thunder season opener at Utah (10/30) which represents the second most points scored in franchise history on opening night (Dale Ellis scored 46 points in 1988). Was named a starter on the Western Conference All-Star team for the fourth consecutive season (5th overall All-Star appearance). Finished with a game-high tying 38 points, 10 rebounds, six assists and a steal in 35 minutes.

NBA CAREER

2012-13: Named to the All-NBA First Team for a fourth consecutive season. Became the sixth player in NBA

history to finish the season shooting 50.0% from the field, 40.0% from 3-point range, and 90.0% from the free throw line (Min. 150 FT and 3FG attempts). Led the NBA in free throw shooting accuracy (90.5%). Led the NBA in total points scored (2,280). Recorded three triple-doubles on the season: vs. New Orleans (2/27), at Houston (2/20) and his first career triple-double vs. Golden State (11/18). Registered a career-high 52 points during win at Dallas (1/18). In the game, went a perfect 21-of-21 from the free throw line (second best free throw shooting game in NBA history; Dominique Wilkins went 23-of-23 from the free throw line in 1992). Became the first player in NBA history to record 20-plus made free throws in back-to-back games (1/18-1/20). Started season with three consecutive double-doubles for the first time in his career. Posted double-doubles in the first half of three games this season: vs. Portland (11/2), vs. Golden State (11/18) and vs. Chicago (2/24) after only accomplishing the feat once previously prior to this season. Recorded 18 double-doubles on the season, including three triple-doubles. Scored 20-plus points 71 times, including 33 30-point efforts and six 40-point scoring games. Set a career-high with 11 assists at Houston (2/20). Named the NBA Western Conference Player of the Month for October/November and then again for the month of March. Named a starter on the 2013 Western Conference All-Star Team (third time being named a starter and fourth All-Star selection overall). In the All-Star game, recorded a game-high 30 points (13-24 FG) to help lead the West All-Stars to victory. Recorded 6.3 assists per game (represents a career best). 2011-12: Named to the All-NBA First Team for a third consecutive season after becoming the seventh player in league history to lead the NBA in scoring for three consecutive seasons. Set a career-high with 51 points during overtime win vs. Denver on 2/19. The 51 points scored represents the fourth highest scoring output in franchise history. Received the NBA's Player of the Month honors for the month of February and for the month of March. Matched a career-best streak with double-doubles in five consecutive outings (1/27 at Golden State - 2/4 at San Antonio). Notched 18 double-doubles on the season. Named MVP of the All-Star game after posting a game-high 36 points and seven rebounds. Named a starter on the 2012 Western Conference All-Star team after receiving 1,345,566 votes, second most in the Western Conference. Received the NBA's Western Conference Player of the Week award on three occasions this season (Durant has won eight career POW awards). Became the first player to score 30+ points in the first four games of the season since Kobe Bryant (2005-06 season). Connected on third game winning field goal of his career as time expired on 12/29 vs. Dallas. Pulled-down a season-high 17 rebounds 3/23 vs. Minnesota. Scored 30+ points 25 times (17-8 record) including, four 40-point efforts and one 50-point effort (2/19/12 vs. Denver). 2010-11: Named to the All-NBA First Team for a second consecutive season after becoming just the 11th

player in NBA history to win the scoring title in back-to-back seasons. Led the NBA with five 40-point scoring efforts en route to a league-best 27.7 point per game scoring average. The two-time NBA Player of the Month (December and April) led the NBA with 29 30-point scoring efforts and in those games the Thunder posted a 24-5 record. Through his first four NBA seasons, Durant has amassed 8,128 points scored. Among all active NBA players only LeBron James (8,439) recorded more points scored through his first four NBA seasons. Named the NBA's player of the week on two occasions. Recorded five straight double-doubles for the first time in his career 1/30 vs. Miami - 2/8 vs. Memphis. Matched a career-high with 47 points and set a new career-high with 18 rebounds during OKC's one-point win at Minnesota (1/26). Recorded 13 double-doubles on the season (Most recent: 25 points and 11 rebounds 4/1 at Portland). Matched a career-high with five blocks shots vs. Portland (3/27). Made game-winning 3-point field goal as time expired 1/22 vs. New York. Named the NBA's Kia Western Conference Player of the Month in December and In April. During month of December, helped lead the Thunder to an 11-5 mark (best in the Northwest Division) while averaging a league-best 29.4 points. Connected on 16-of-16 free throws for second time this year on 11/15 at Utah and converted 16-of-17 FTs 11/22 vs. Minnesota. Appeared in his 300th career NBA game 3/18 vs. Charlotte. At the time only two active players scored more points than Durant (7,760) in their first 300 games (Shaquille O'Neal and LeBron James). Scored 34 points in his second All-Star appearance at STAPLES Center on 2/20. 2009-10: Was named First Team All-NBA. Became youngest player in NBA history to win the scoring title (30.1 ppg) and the first in franchise history. Finished second (behind LeBron James) in NBA MVP voting. One of only 10 players in NBA history to start every game and average 30+ points. Set franchise record and led the NBA with 756 made free throws. Recorded back-to-back 40 points games for the first time in his career vs. Minnesota (4/4) and at Utah (4/6). Set all-time franchise record for points in a single season (2,472 points scored). Matched season-high with 45 points and a career-high seven made three-point FGs at Utah (4/6). Made first career All-Star appearance (2/14) and recorded 15 points and five rebounds in 20 minutes. Led NBA and set a franchise record with 47 games of 30+ points. His streak of 25+ points in 29 consecutive games (12/22 - 2/23) is an all-time franchise record and the longest streak for all active NBA players. Recorded 25 double-doubles on the year including vs. Denver (4/7) with 33 points and 11 rebounds. Led team in scoring in 75-of-82 games. Tallied 40+ points eight times. Tied franchise record with 15 free throw makes in a half on 3/19 at Toronto. Became 2nd youngest NBA player (LeBron James) to record 2,000 points through first 68 games at age 21 or younger. Posted season-high 45 points and 11 rebounds vs. Golden State (1/31), by shooting 16-of-21 on the night became the 2nd player in franchise history to score 45+

points on better than 75.0% shooting (Spencer Haywood on 1/7/72; 48 pts on 21-of-28 FGs). Matched career-high with 13 offensive rebounds at Dallas (1/15). Named NBA Player of the Week on three separate occasions. Became the 2nd youngest NBA player (behind only LeBron James) to reach 4,000 career point scored on 12/4 vs. Boston as he finished with a game-high 36 points. With his 28-point performance on 11-of-22 shooting versus the Jazz in Utah (11/24), became just the fourth player in league history, joining LeBron James (twice), Shaquille O'Neal and Michael Jordan, to score at least 400 points during the first 15 games of a season at age 21 or younger. Set all-time franchise record for most free throws without a miss (18) at Sacramento (11/10) en route to game-high 37 points. **2008-09:** Appeared 74 games (all starts) and averaged 25.3 points, 6.5 rebounds, 2.8 assists, 1.30 steals in 39.0 minutes. Ranked 6th in the NBA in scoring (25.3 ppg) and 5th in minutes played (39.0). Recorded 20 or more points 57 times. 30-plus points 21 times including five straight games from 2/1-2/10, marking the longest streak of his career. 40-plus points on three occasions. 15 double-doubles. Three-plus steals 13 times. Scored 20-plus points in 18 consecutive contests {Excludes game at Dallas (2/27) in which he played eight minutes and left with injury} from 1/28-3/24. Career-high 47 points vs. New Orleans (2/17). Set franchise record with 24 free throw makes (24-26 FT) and career-high 15 rebounds at L. A. Clippers (1/23). Career-high five steals at Dallas (12/13). Seven games on inactive list. Winner of first annual H-O-R-S-E competition sponsored by Geico as part of All-Star weekend. **2007-08:** Named NBA's Rookie of the Year and to the NBA All-Rookie First-Team. Received NBA Rookie of the Month award five times. Became the third teenager to average more than 20 points per game (Carmelo Anthony, LeBron James). Appeared in 80 games (80 starts). Averaged 20.3 points per game (1st among rookies, 24th in NBA). Shot 87.3 percent (391-448) from the foul line (1st among rookies, 11th in NBA). Averaged 2.4 apg (3rd among rookies). Scored 20-plus points 44 times. Scored 30-plus points seven times. Led or co-lead the team in scoring 47 times. Led team with 75 blocks. Played in the T-Mobile Rookie Challenge on 2/15, tallying 23 points, eight rebounds and four assists. Recorded

career-high 42 points on 18-of-25 shooting at Golden State on 4/16, and added a career-high 13 rebounds. At age 19 years 200 days, no player in the history of the NBA has scored as many points in a game at a younger age. Dished out a career-high nine assists and scored 37 points in a career-high 51 minutes vs. Denver on 4/6.

CAREER PLAYOFFS

Appeared in 73 postseason contests (73 starts) and averaged 28.9 points, 8.2 rebounds, 3.8 assists, 1.2 blocks and 1.1 steals in 42.3 minutes. **2014:** During the 2014 postseason, appeared in 19 games (19 starts) and averaged 29.6 points, 8.9 rebounds, 3.9 assists and 1.3 blocks in 42.9 minutes. Recorded seven double-doubles and 11 30+ point performances. **2013:** Appeared in 11 games (11 starts) and averaged 30.8 points (ranked 1st in NBA playoffs), 6.3 assists and 9.0 rebounds in 44.0 minutes. Matched a playoff postseason-high with 41 points in Game 3 at HOU. Scored 20+ points in all 11 games, including five 30 point efforts and one 40 point outing. In game 1 vs. Memphis record 35+ points, 15+ rebounds and six+ assists in a postseason game (Became the only player in franchise history to accomplish such a feat). Posted three double doubles. **2012:** Appeared in 20 games (20 starts) and averaged 28.5 points, 7.4 rebounds, 3.7 assists and 1.20 blocks in 41.9 minutes. With the score tied at 98-98, Kevin Durant hit the game winning 3-point field goal with 14 seconds left in Game 4 at L.A. Lakers in the Western Conference

REGULAR SEASON Career Highs

Minutes	52	03/21/2014	OKC at Toronto (3 times)
Field Goals	19	01/17/2014	OKC vs. Golden State (Twice)
Field Goal Attempts	34	01/17/2014	OKC at Utah (Twice)
Three-Point Field Goals	7	03/21/2014	OKC at Toronto (Twice)
Three-Point Attempts	15	04/06/2014	OKC at Phoenix
Free Throws	24	01/23/2009	OKC at L.A. Clippers
Free Throw Attempts	26	01/23/2009	OKC at L.A. Clippers
Offensive Rebounds	4	01/30/2011	OKC vs. Miami (9 times)
Defensive Rebounds	16	03/09/2011	OKC at Philadelphia (Twice)
Rebounds	18	01/26/2011	OKC at Minnesota
Assists	12	03/09/2014	OKC at LA Lakers (3 times)
Steals	5	01/16/2013	OKC vs. Denver (4 times)
Turnovers	11	01/22/2014	OKC at San Antonio
Blocked Shots	5	03/27/2011	OKC vs. Portland (Twice)
Points	54	01/17/2014	OKC vs. Golden State

NBA REGULAR SEASON STATISTICS

SEASON/TEAM	G-GS	MIN	FGM-FGA	PCT	3-PT. FG		FTM-FTA	PCT	Rebounds										Averages		
					FGM-FGA	PCT			OFF	DEF	TOT	AST	STL	TO	BLK	PTS	RPG	APG	PPG		
07-08 Seattle	80-80	2768	587-1366	430	59-205	288	391-448	87.3	70	278	348	192	78	232	75	1624	4.3	2.4	20.3		
08-09 OKC	74-74	2885	651-1390	476	97-320	422	452-524	86.3	77	405	225	205	96	225	53	1871	6.5	2.8	25.3		
09-10 OKC	82-82	3239	794-1688	476	128-351	365	756-840	90.0	105	518	623	231	112	271	84	2472	7.6	2.8	30.1		
10-11 OKC	78-78	3038	711-1538	462	145-414	350	594-675	88.0	57	476	533	214	88	218	76	2161	6.8	2.7	27.7		
11-12 OKC	66-66	2546	643-1297	496	133-344	387	431-501	86.0	40	487	527	231	88	248	77	1850	8.0	3.5	28.0		
12-13 OKC	81-81	3119	731-1433	510	139-334	416	679-750	90.5	46	594	640	374	116	280	105	2280	7.9	4.6	28.1		
13-14 OKC	81-81	3122	849-1688	503	192-491	391	703-805	87.3	58	540	598	445	103	285	59	2593	7.4	5.5	32.0		
TOTALS	542-542	20717	4976-10380	479	893-2369	377	4006-4543	.882	453	3298	3751	1892	681	1759	52914851	6.9	3.5	27.4			

NBA PLAYOFF STATISTICS

SEASON/TEAM	G-GS	MIN	FGM-FGA	PCT	3-PT. FG		FTM-FTA	PCT	Rebounds										Averages		
					FGM-FGA	PCT			OFF	DEF	TOT	AST	STL	TO	BLK	PTS	RPG	APG	PPG		
09-10 OKC	6-6	231	43-123	350	10-35	286	54-62	87.1	8	39	46	14	3	22	8	150	7.7	2.3	25.0		
10-11 OKC	17-17	722	155-345	449	37-109	339	140-167	83.0	18	121	139	48	16	42	19	487	8.2	2.8	28.6		
11-12 OKC	20-20	837	198-383	517	41-110	373	133-154	86.4	13	135	148	74	29	63	24	570	7.4	3.7	28.5		
12-13 OKC	11-11	485	112-246	455	22-70	314	93-112	83.0	7	92	99	69	14	43	12	339	9.0	6.3	30.8		
13-14 OKC	19-19	815	194-422	460	43-125	344	132-163	81.0	25	145	170	75	19	72	25	563	8.9	3.9	29.6		
TOTALS	73-73	3090	702-1519	462	153-449	341	552-658	.839	71	531	602	280	81	242	88	2109	8.2	3.8	28.9		

Semifinals. Connected on the game-winning field goal with 1.5 seconds left in regulation during Game 1 vs. Dallas in the First Round. Scored 18 of his game-high 36 points in the fourth quarter during Game 4 win vs. San Antonio (including 16 straight points for OKC) in the Western Conference Finals. Scored 17 of his game-high 36 points in the fourth quarter during Game 1 of the Finals vs. Miami. Recorded seven double-doubles in the 2012 postseason. Scored 20+ points in all 20 playoff games while scoring 30+ points on 10 occasions. **2011:** Scored 30+ points seven times, including three efforts of 40+. Recorded 5 double-doubles. Became the 20th player in NBA history to score 39+ points in a Game 7 during OKC's second round victory over Memphis on 5/15 (39 points; 13-25 FGs). Set a playoff career-high with 41 points (13-22 FGS) during opening round Game 1 victory vs. Denver before matching his postseason career-best postseason scoring effort in Game 5 vs. Denver. During the Thunder's close-out victory over Denver on 4/27, scored 16 (6-9 FGs) of his 41 points in the 4th quarter. Made a career playoff-high five 3-point field goals (5-6 3FGs) in Game 4 defeat on 4/25 vs. Denver.

CAREER ALL-STAR

Named to his fifth career NBA Western Conference All-Star team (named starter for fourth time in career) during the 2013-14 season after leading all Western Conference players with a total of 1,396,294 votes. **2013-14:** Scored a game-high 38 points on 14-27 shooting alongside 10 rebounds, six assists and one steal in 35 minutes at Smoothie King Center in New Orleans. **2012-13:** Scored a game-high 30 points on 13-24 shooting alongside six rebounds, two steals and one assist to help the West top the East 143-138 at Toyota Center in Houston, Texas. **2011-12:** Received MVP honors after scoring a game-high 36 points on 14-of-25 shooting. With a career All-Star scoring average of 28.3 points per game, Kevin Durant is the game's all-time leader in points per game (minimum three appearances). **2010-11:** In the game at STAPLES Center in Los Angeles, Durant scored 34 points in 30 minutes of action. He was named to the starting lineup after receiving the second most votes in the Western Conference. **2009-10:** Became the first All-Star in Oklahoma City Thunder history and in the game played at Dallas Cowboys Stadium in Arlington, TX, scored 15 points and grabbed five rebounds.

USA BASKETBALL

Won a gold medal as a member of Team USA during the 2012 Olympics in London. Set a USA Basketball Olympic record by scoring 156 points in a single Olympic games. In eight games (all starts), registered averages of 19.5 points and 5.8 rebounds in 26.0 minutes per game. During the summer of 2010 Durant helped lead the USA Men's National Team to a gold medal during the 2010 FIBA World Championships played in Turkey. Durant, the tournament MVP recorded a game-high 28 points during

the United States' gold medal winning, 81-64 victory over host country Turkey. He also set the all-time USA single game scoring record by notching 38 points during the USA's semifinal match-up versus Lithuania.

COLLEGE

Earned National Player of the Year honors from *The Associated Press*, *NABC*, *USBWA*, *CBS/Chevrolet* and *The Sporting News* and was named the winner of the Adolph Rupp Trophy, the Naismith Award and the Wooden Award, becoming the first-ever freshman in NCAA history to win any of those awards. Earned consensus First Team All-American honors, becoming just the third freshman in NCAA history to earn that honor, joining Wayman Tisdale (1983) and Chris Jackson (1989). Named Big 12 Freshman and Player of the Year, earned First Team All-Conference honors and was named to the league's All-Defensive Team. Set single-season school and Big 12 record for points in a season with 903, a total that ranks as the second-most by a freshman in NCAA history. Also set a single-season school record for total rebounds in a season with 390, a mark that ranks second in Big 12 history and third all-time for a freshman in NCAA history. **2006-07 (Freshman):** Averaged 25.8 ppg (first in Big 12, fourth in the nation), 11.1 rpg and 1.9 bpg in 35 games. Averaged 28.9 ppg and 12.5 rpg in conference play, both Big 12 single-season records for league games only. Scored 20-plus points 30 times and posted 30-plus points 11 times. Recorded 20 double-doubles. Tallied a career-high 37 points on four occasions. Named Big 12 Tournament Most Valuable Player after scoring a tournament-record 92 points.

HIGH SCHOOL HIGHLIGHTS

2005-06 (Senior) Named First Team All-American by USA Today and Parade Magazine after senior season at Montrose Christian (MD) after averaging 23.6 ppg, 10.2 rpg, 3.0 apg, 3.0 spg and 2.6 bpg. Named Co-MVP of the McDonald's All-American Game after posting 25 points for the West squad. Led Montrose Christian to a 20-2 record and a No. 9 ranking in the final USA Today poll. **2004-05 (Junior):** Named Second Team All-American by Parade Magazine. Averaged 19.6 ppg and 8.8 rpg for Oak Hill Academy. Shot 65 percent from the field, including 43 percent from three-point range.

PERSONAL

Donated \$1 million to the Oklahoma Red Cross to help those effected by the tornados in May of 2013. Wears No. 35 to honor his childhood AAU coach, Charles Craig, who died when he was 35. Favorite food is crab legs. Most admired Vince Carter as a child. Loves to play video games (NBA Live and March Madness) and shopping for clothes. Favorite motto, which his mentor and coach Taras Brown recited when Kevin was working out, is: "Hard work beats talent when talent fails to work hard."



9

SERGE IBAKA

POSITION: Forward HEIGHT: 6-10 WEIGHT: 245

BIRTHDATE

9/18/89

BIRTHPLACE

Brazzaville (Republic of Congo)

HOW ACQUIRED/DRAFT BACKGROUND

Selected by the Oklahoma City Thunder with the No. 24 overall pick in the 2008 NBA Draft.

CURRENT NBA SEASON

6th NBA season



CAREER AVERAGES

Appeared in 382 games (271 starts) and averaged 10.9 points, 7.4 rebounds and 2.6 blocks in 27.4 minutes.

2013-14 SEASON AVERAGES

Appeared in 81 games (81 starts) and averaged 15.1 points, 8.8 rebounds, 2.7 blocks (2nd in NBA) and 1.0 assist in 32.9 minutes.

2013-14

Named to the NBA's All-Defensive First-Team for the third straight season. Led the NBA in total blocks for the fourth consecutive season joining Dikembe Mutombo as the only two players in NBA history to accomplish the feat. OKC went 10-2 when Ibaka blocked 5+ shots. Set a Thunder record by going a perfect 12-for-12 en route to 25 points at Brooklyn (1/31). Scored 20-plus points in three consecutive games for the first time in his career (1/16-1/19). Registered 29 double-doubles. Posted three consecutive double-doubles for the first time in his career (11/24-11/29). Registered a string of three or more blocks in eight consecutive games (one of two players to accomplish such a feat since the start of the 2005-06 season). Pulled-down 10-plus rebounds on 32 occasions. Scored in double figures 69 times (including a career-long 17 game stretch from 2/11-3/25), including 16 20-plus point efforts. Registered a career-high with 27 points (9-14 FGs) at Golden State (11/4) and at Houston (4/4). Matched a career-high with 20 rebounds, including a career-high 16 defensive rebounds at Milwaukee (11/16). One game DNP - Flu Like Symptoms.

NBA CAREER

2012-13: Named to the NBA's All-Defensive First-Team for a second consecutive season. Finished second in the NBA's Defensive Player of the Year voting. Recorded career-highs in scoring, rebounding and assists during the 2012-13 season. Set a career-high with 26 points on 12-of-17 shooting at Washington (1/7). The 12 made field goals also represented a career-best. Recorded 20-plus points in back-to-back games for the

first time in his career on 11/8 and 11/9. Scored in double figures on 61 occasions including six 20-plus point outings (OKC 5-1 in those games). Blocked three or more shots 42 times. Recorded a season-high eight blocks during win at Milwaukee (3/30). Blocked two or more shots in first 13 games of the season (a franchise record). Set a then career-high with 11 made field goals during win vs. Houston (11/28). Posted 15 double-doubles on the season. Two DNP's - Chest Contusion. Set a career-high with four assists vs. Golden State (2/6). **2011-12:** Named to the NBA's All Defensive First Team (trailed only LeBron James in the most points garnered for the award). Set an all-time franchise record with 3.65 blocks per game (most blocks per game recorded in the NBA in more than a decade). Became the first player in franchise history to record a triple-double which included blocked shots, with 14 points, 15 rebounds and 11 blocked shots vs. Denver (2/19). His 11 blocks in the game is an all-time franchise record. Set a career-high with 20 rebounds vs. Phoenix (3/7). Set a then career-high and later matched an all-time franchise record by registering 10 blocked shots during OKC win at Dallas (2/1) and then again at Sacramento (2/9). Oklahoma City went 31-12 when Ibaka blocked three-plus shots. Scored in double figures on 28 occasions including one effort of 20 points. Recorded 10 or more rebounds 17 times. Registered 10-plus blocks three times

while recording 12 double-doubles and one triple-double. **2010-11:** Led the NBA with 198 blocked shots and ranked third in blocks per game (3.2). Posted four or more blocked shots 18 times this season and the Thunder registered a 16-2 record in those games. Ranked 8th in the NBA with 54.3% field goal shooting percentage. Matched a career-high with 8 blocked shots at Washington (3/14) and recorded a total of 15 blocks at Cleveland (3/13) and at Washington (3/14) which represents the most blocks in franchise history during a two game span since Alton Lister blocked 16 shots in back-to-back games during the 1988-89 season. Participated in the Sprite Slam Dunk Contest during All-Star weekend in Los Angeles. Recorded at least a single blocked shot in 26 consecutive games from {12/21 - 2/15 (longest streak in the NBA at the time)}. Thunder went 32-12 with Ibaka in the starting lineup. Scored in double figures 42 times this season after scoring 10+ 18 times during all of the 2009-10 season. Tallied 12 double-doubles on the year including back-to-back doubles-doubles for the first time in his career (12/31 vs. Atlanta - 1/1 at San Antonio). Pulled-in a career-high 15 rebounds on two occasions this year (2/23 vs. San Antonio and 1/22 vs. New York). Converted 9-10 FGs and led all reserves with 18 points during win at Phoenix (2/4). Went a perfect 7-of-7 from the field and scored 16 points to go along with a game-high eight rebounds 11/28 at Houston. Registered a career-high 22 points on 9-13 FGs to go along with a game-high 11 rebounds for his second double-double of the year at Utah (11/15). **2009-10:** Scored 10-plus points 18 times. Grabbed 10-plus rebounds eight times. Registered four double-doubles on the season. Season-high tying 15 points and five blocked shots during season finale vs. Memphis (4/14). Season-high tying 15 points to go along with team-high 13 rebounds at Denver (3/3). Grabbed a career-high 14 rebounds in 28 minutes at L.A. Lakers (12/22). The 14 rebounds were the most by an Oklahoma City rookie since Jeff Green pulled-

REGULAR SEASON Career Highs

Minutes	47	11/29/2013	OKC vs. Golden State
Field Goals	12	01/31/2014	OKC at Brooklyn (3 times)
Field Goal Attempts	20	01/29/2014	OKC at Miami
Three-Point Field Goals	2	04/04/2014	OKC at Houston (2 times)
Three-Point Attempts	4	04/04/2014	OKC at Houston (3 times)
Free Throws	9	11/14/2013	OKC at Golden State (2 times)
Free Throw Attempts	10	02/15/2011	OKC vs. Sacramento (3 times)
Offensive Rebounds	9	03/07/2012	OKC vs. Phoenix
Defensive Rebounds	16	11/16/2013	OKC at Milwaukee
Rebounds	20	11/16/2013	OKC at Milwaukee (2 times)
Assists	5	04/14/2014	OKC at New Orleans
Steals	3	01/04/2013	OKC vs. Phoenix
Turnovers	5	01/25/2014	OKC at Philadelphia (2 times)
Blocked Shots	11	02/19/2012	OKC vs. Denver
Points	27	04/04/2014	OKC at Houston (2 times)

NBA REGULAR SEASON STATISTICS

SEASON/TEAM	G-GS	MIN	FGM-FGA	PCT	3-PL FG		FTM-FTA	PCT	Rebounds					Averages					
					FGM-FGA	PCT			OFF	DEF	TOT	AST	STL	TO	BLK	PTS	RPG	APG	PPG
09-10 OKC	73-0	1323	201-370	.543	1-2	.500	58-92	.630	138	259	397	10	25	68	97	461	5.4	0.1	6.3
10-11 OKC	82-44	2216	335-617	.543	0-1	.000	138-184	.750	214	408	622	22	31	71	198	808	7.6	0.3	9.9
11-12 OKC	66-66	1792	262-490	.535	1-3	.333	78-118	.661	193	305	498	28	33	79	241	603	7.5	0.4	9.1
12-13 OKC	80-80	2486	446-778	.573	20-57	.351	143-191	.749	222	395	617	43	28	125	242	1055	7.7	0.5	13.2
13-14 OKC	81-81	2636	524-978	.536	23-60	.383	156-199	.784	224	485	709	85	39	123	219	1227	8.8	1.0	15.1
TOTALS	382-271	10483	1768-3233	.547	45-123	.366	573-784	.731	991	1852	2843	188	156	466	997	4154	7.4	0.5	10.9

NBA POSTSEASON STATISTICS

SEASON/TEAM	G-GS	MIN	FGM-FGA	PCT	3-PL FG		FTM-FTA	PCT	Rebounds					Averages					
					FGM-FGA	PCT			OFF	DEF	TOT	AST	STL	TO	BLK	PTS	RPG	APG	PPG
09-10 OKC	6-0	152	20-35	.571	0-0	---	7-10	.700	13	26	39	2	2	6	12	47	6.5	0.3	7.8
10-11 OKC	17-17	490	67-145	.462	0-1	.000	33-40	.825	47	77	124	3	4	21	52	167	7.3	0.2	9.8
11-12 OKC	20-20	569	84-159	.528	1-4	.250	26-36	.722	47	68	115	12	11	11	59	195	5.8	0.6	9.8
12-13 OKC	11-11	366	59-135	.437	4-9	.444	19-24	.792	39	53	92	8	0	7	33	141	8.4	0.7	12.8
13-14 OKC	17-17	581	87-147	.592	5-13	.385	26-34	.765	31	85	116	12	11	20	42	205	6.8	0.7	12.1
TOTALS	71-65	2159	317-621	.510	10-27	.370	111-144	.771	177	309	486	37	28	65	198	755	6.8	0.5	10.6

down 14 rebounds on 11/23/07 vs. New Jersey. Scored first point at L.A. Clippers (11/11). Made NBA debut at Detroit (10/30) and finished with one rebound in three minutes of action. Eight DNP's – Coach's Decision. One game inactive.

PLAYOFFS

Appeared in 71 career postseason contests (65 starts) and posted averages of 10.6 points, 6.8 rebounds and 2.8 blocks in 30.4 minutes per game. **2014:** During the 2014 postseason, appeared in 17 games (17 starts) and averaged 12.1 points, 6.8 rebounds and 2.5 blocks in 34.2 minutes. Recorded three double-doubles and six games of 4+ blocks. Missed two games in the Western Conference Finals due to injury. **2013:** Appeared in 11 games (11 starts) and averaged 12.8 points, 8.4 rebounds and 3.00 blocks in 33.3 minutes...Recorded four double-doubles. Scored in double figures nine times. Became the All-Time franchise leader in postseason blocked shots (139). **2012:** Set a playoff career-high with 26 points on perfect 11-of-11 shooting in Game 4 of the Western Conference Finals vs. San Antonio. Only Larry McNeil made more consecutive shots during a postseason game in NBA history (12-12 FGs 4/13/75; KCO vs. CHI). Recorded a then playoff career-high 22 points to go along with six rebounds and five blocked shots in 39 minutes during Game 1 in the First Round versus Dallas. Scored in double figures eight times and recorded a double-double in Game 3 of the First Round at Dallas with a game-high 11 rebounds and 10 points. **2011:** Registered five double-doubles in the 2011 playoffs. Set a playoff franchise record with nine blocked shots in Game 5 of the first round vs. Denver.

INTERNATIONAL HIGHLIGHTS

2014: Member of the Spanish National Team at the 2014 FIBA Basketball World Cup in Spain. In six games, averaged 8.0 points, 5.5 rebounds and 1.3 blocks in 18.3 minutes. Shot .500 from the field. Scored in double figures in three of the six games. **2012:** Won a silver medal in the 2012 Olympics as a member of the Spanish national team. During Olympic play, Ibaka appeared in eight games and averaged 8.0 points, 4.4 rebounds and 1.25 blocks in 15.1 minutes. **2008-09:** Spent the season playing professionally in Spain for Ricoh Manresa. In 31 games, averaged 7.1 points, 4.5 rebounds and 1.0 blocks in 15.5 minutes per contest. **2007-08:** Averaged 11.3 points, 8.2 rebounds and 3.0 blocked shots

through 32 games for C.B. L'Hospitalet in the Spanish LEB Gold league. Posted 27 points and 11 rebounds vs. Alicante Costa Blanca. Tallied 14 points and 15 rebounds vs. Basket Cai Zaragoza. Registered 10 points, 12 rebounds and seven blocked shots vs. Ciudad de La Laguna Canarias. **2006-07:** Averaged 13.3 points, 9.0 rebounds and 1.8 blocked shots in four games with DKV Joventut in the Final Phase of the Circuito Sub-20.

PERSONAL

Received the Kia Community Assist Award this past April. He has pledged \$315,000 to the "UNICEF Gets Boys and Girls in the Game" project for the renovation and expansion of two orphanages in Brazzaville, Congo. During the 2014 playoffs, he donated \$500 to the cause for every blocked shot he recorded. Also this past year, he participated in WildAid's "No Hype" campaign to raise awareness about the problems of the ivory trade and poaching. Parents both played basketball for the National Team in the Congo. Has 17 siblings. Lived with his grandmother during the civil unrest in the Congo in the mid-to-late '90s in a house with no electricity or running water. Learned the game of basketball playing on outdoor courts wearing shoes with cardboard inserts to cover the holes in the soles. Made donations to the Congolese federation to help create opportunities for other young players to find success.





15 REGGIE JACKSON

POSITION: Guard HEIGHT: 6-3 WEIGHT: 208

BIRTHDATE

4/16/90

BIRTHPLACE

Pordenone, Italy

HIGH SCHOOL

Palmer (Colorado Springs, CO)

COLLEGE

Boston College

HOW ACQUIRED/DRAFT BACKGROUND

Selected by the Oklahoma City Thunder in the first round (No. 24 overall) of the 2011 NBA Draft.

CURRENT NBA SEASON

4th NBA Season



CAREER AVERAGES

Appeared in 195 games (36 starts) and averaged 8.0 points, 2.7 rebounds and 2.7 assists in 19.3 minutes.

2013-14 SEASON AVERAGES

Appeared in 80 games (36 starts) and averaged 13.1 points, 3.9 rebounds, 4.1 assists and 1.1 assists in 28.5 minutes.

2013-14

Matched a career-high with 27 points on 12-of-17 shooting at San Antonio (1/22). Prior to being inserted into the starting line-up at CHA (12/27), Jackson was the only player in the NBA this season to come off the bench and average 12-plus points, three-plus rebounds and three-plus assists. Recorded a three-point make in 10 consecutive games (longest streak of career). Made first career start at Utah (10/30) and recorded 14 points to go along with a career-high five steals. Scored in double figures 58 times (including nine straight from 12/1-12/15), including eight 20-plus point outings. Set a career-high with six steals at Houston (1/16). Set a career-high with 12 rebounds to go along with 25 points at Toronto (3/21). Set a career-high with 11 assists vs. Denver (3/24). Two games DNP – Mid Back Sprain.

NBA CAREER

2012-13: Appeared in 70 games and averaged 5.3 points, 2.4 rebounds and 1.7 assists in 14.2 minutes. Scored in double figures 10 times, including one 20 point effort. Scored 23 points on vs. Milwaukee (4/17). Set a then career-high with 17 points on 7-of-12 shooting on at Portland (4/12). Five-plus assists seven times. Two-or-more blocks twice. Two-or-more steals four times. 12 DNP – Coach's Decision. **2011-12:** Recorded a career-high and game-high eight assists during win vs. Utah (2/14). Scored a career-high 11 points (4-9 FGs) in a then career-high 23 minutes vs. San Antonio



REGULAR SEASON Career Highs

Minutes	42	01/07/2014	OKC at Utah
Field Goals	12	01/22/2014	OKC at San Antonio
Field Goal Attempts	19	02/11/2014	OKC at Portland (3 times)
Three-Point Field Goals	3	03/24/2014	OKC vs. Denver (7 times)
Three-Point Attempts	7	01/16/2014	OKC at Houston
Free Throws	7	01/07/2014	OKC at Utah (Twice)
Free Throw Attempts	10	01/07/2014	OKC at Utah
Offensive Rebounds	3	01/07/2014	OKC at Utah (3 times)
Defensive Rebounds	11	03/21/2014	OKC at Toronto
Rebounds	12	03/21/2014	OKC at Toronto
Assists	11	03/24/2014	OKC vs. Denver
Steals	6	01/16/2014	OKC at Houston
Turnovers	8	02/01/2014	OKC at Washington
Blocked Shots	2	04/04/2013	OKC vs. San Antonio (Twice)
Points	27	01/22/2014	OKC at San Antonio (Twice)

NBA REGULAR SEASON STATISTICS

SEASON/TEAM	G-GS	MIN	FGM-FGA	PCT	3-PL FG			Rebounds							Averages				
					FGM-FGA	PCT	FTM-FTA	PCT	OFF	DEF	TOT	AST	STL	TO	BLK	PTS	RPG	APG	PPG
11-12 OKC	45-0	501	51-159	.321	13-62	.210	25-29	.862	14	39	53	71	25	36	1	140	1.2	0.6	3.1
12-13 OKC	70-0	993	149-325	.458	24-104	.231	52-62	.839	21	145	166	122	29	53	13	374	2.4	1.7	5.3
13-14 OKC	80-36	2277	403-916	.440	83-245	.339	158-177	.893	43	270	313	331	85	168	9	1047	3.9	4.1	13.1
TOTALS	195-36	3771	603-1400	.431	120-411	.292	235-268	.877	78	454	532	524	139	257	23	1561	2.7	2.7	8.0

NBA POSTSEASON STATISTICS

SEASON/TEAM	G-GS	MIN	FGM-FGA	PCT	3-PL FG			Rebounds							Averages				
					FGM-FGA	PCT	FTM-FTA	PCT	OFF	DEF	TOT	AST	STL	TO	BLK	PTS	RPG	APG	PPG
12-13 OKC	11-9	368	57-119	.479	13-43	.302	26-29	.897	4	50	54	40	5	21	6	153	4.5	3.6	13.9
13-14 OKC	19-4	531	75-161	.466	21-53	.396	39-44	.886	13	59	72	46	5	38	4	210	3.8	2.4	11.1
TOTALS	30-13	899	132-280	.471	34-96	.354	65-73	.890	17	109	126	86	10	59	10	363	4.2	2.9	12.1

(1/8). Made NBA debut vs. Phoenix (12/31) and scored two points in five minutes of action. Recorded 10 DNP's - Coach's Decision. Spent 11 games on Inactive List.

2012-13: Appeared in three games as a member of the 66ers (all starts) and recorded average of 28.0 points, 7.3 rebounds and 8.3 assists in 38.0 minutes. Recorded 37 points on 14-of-19 shooting during win vs. Canton Charge on 12/22 and went on to be named the NBADL Player of the Week. **2011-12:** Appeared in one game (one start) with the Tulsa 66ers and recorded 22 points, eight rebounds and seven assists in 41 minutes.


NBA PLAYOFFS

Appeared in 30 games (13 starts) and averaged 12.1 points, 4.2 rebounds and 2.9 assists in 30.0 minutes. **2014:** Appeared in 19 games (four starts) and averaged 11.1 points, 3.8 rebounds and 2.4 assists in 27.9 minutes. Scored a playoff career-high 32 points in a 92-89 OT win at Memphis on 4/26/14. Scored 15+ points off the bench on three occasions. **2013:** During the 2013 postseason, appeared in 11 games (nine starts) and averaging 13.9 points, 3.6 assists and 4.9 rebounds in 33.4 minutes. Scored 14 points (3-6 FGs) in first postseason start in Game 3 win at HOU. Scored in double figures nine times. Posted a double-double with 16 points and 10 rebounds in Game 4 at MEM. Made a playoff-high 20 points in Game 2 vs. HOU.

COLLEGE

An AP All-America Honorable Mention and All-ACC First-Team selection as a junior. Named a Wooden Award Top 30 candidate. **2010-11 (Junior):** Averaged 18.2 points, 4.2 rebounds, 4.5 assists and 1.1 steals per game. Earned All-ACC First-Team honors. An AP All-America Honorable Mention selection. Also captured

USBWA All-District I and NABC All-District 2 accolades. Ranked among ACC leaders in seven categories in conference games only: scoring (fourth); assists (third); free-throw percentage (second, .870); field-goal percentage (seventh, .471); three-point field-goal percentage (sixth, .398); three-point field goals made (ninth, 2.1); and minutes played per game (tied-eighth, 33.3). Established a season-high in points (31) vs. Maryland, converting 12-of-16 field goals and 5-of-7 threes while adding eight rebounds. Posted 30 points (10-22 FGs) and eight rebounds in a loss to Yale. Tallied 29 points on 9-of-13 shooting vs. N.C. State. Notched 27 points on 10-of-13 shooting vs. Wake Forest, adding five rebounds and six assists. Had 27 points, seven rebounds, four assists at Clemson and 27, five and four vs. Indiana. Made 9-of-13 field goals vs. Providence for 26 points. Collected a season-high 10 assists vs. Holy Cross. **2009-10 (Sophomore):** Averaged 12.9 points, 5.7 rebounds and 4.5 assists in 30.1 minutes per game, starting 20-of-31 contests. Led or tied for the team lead in scoring six times, in rebounding eight times, in assists 18 times and in steals six times. Scored in double figures in 22 games, including two games with 20 points. Handed out double-digit assists vs. Virginia Tech (11 assists) and at Georgia Tech (10 assists to go with 13 points). Notched a season-high 20 points (8-14 FGs) 12 rebounds and seven assists in a win at Providence. Matched his season-high with 20 points (8-12 FGs) at Duke. Totaled 18 points and nine assists in the final game of the season vs. Virginia. Recorded 18 points (10-10 FTs) and seven assists vs. Clemson. Registered 17 points, seven rebounds and seven assists in a home win over North Carolina. **2008-09 (Freshman):** Averaged 7.0 points, 3.3 rebounds and 1.7 assists in 20.0 minutes. Scored in double figures in 12 games, including seven ACC contests. Led BC in assists three times and in steals seven. Scored 17 points in the Eagles' win at top-ranked North Carolina, shooting 8-for-14 from the floor. Tallied 15 points (6-8 FGs), five rebounds and three assists in a home win over Duke. Recorded 14 points (9-10 FTs), five rebounds and two steals in 31 minutes of action at home Miami and 10 points, five rebounds and seven assists on the road vs. the Hurricanes. Earned ACC Rookie



of the Week honors on Jan. 25 as he averaged 9.0 points, 5.5 rebounds and 3.0 assists per game in wins over Georgia Tech and NC State.

PERSONAL

Says if he wasn't playing in the NBA, his dream would be to work for TNT sports. Identifies math as favorite subject in school while listing Chinese food as his favorite type of food.





7

GRANT JERRETT

POSITION: Forward HEIGHT: 6-10 WEIGHT: 232

BIRTHDATE

8/8/93

HIGH SCHOOL

Lutheran (La Verne, CA)

COLLEGE

Arizona

BIRTHPLACE

Costa Mesa, CA.

HOW ACQUIRED/DRAFT BACKGROUND

Signed by Oklahoma City on April 7 as an NBA D-League Call-Up. His draft rights were originally acquired by Oklahoma City from Portland in exchange for cash considerations. Originally selected by Portland (No. 40 overall) in the 2013 NBA Draft.

CURRENT NBA SEASON

Rookie



NBA D-LEAGUE

2013-14: In 27 games (25 starts), averaged 15.1 points and 6.1 rebounds in 29.3 minutes with the Tulsa 66ers. No. 1 overall pick in the 2014 NBA D-League Draft. Scored in double figures in 22 games. Put together five double-double performances.

COLLEGE

2012-13 (Freshman): Played in 34 games, averaging 5.2 points and 3.6 rebounds in 17.8 minutes as a freshman at the University of Arizona. Scored in double figures on five occasions. Led the Wildcats in blocked shots (33) and 3-point field goal percentage (.405). Scored 14 points along with five rebounds against UCLA. Scored 10 points along with six rebounds against Colorado. Scored seven points along with five rebounds in a Sweet 16 game against Ohio State.

PERSONAL:

Gatorade California player of the year his senior year at Lutheran High School in La Verne, Calif. Rated as the No. 9 overall high school prospect in the country and the No. 2 power forward to go with a scout grade of 97 by ESPN.com. A McDonald's All-American, who also participated in the Jordan Brand Classic.

NBA D-LEAGUE STATISTICS

SEASON/TEAM	G-GS	MIN	FGM-FGA	PCT	3-Pt. FG FGM-FGA	PCT	FTM-FTA	PCT	Rebounds					STL	TO	BLK	PTS	Averages		
									OFF	DEF	TOT	AST	RPG					APG	PPG	
13-14 Tulsa	27-25	790	147-341	.431	48-132	.364	67-82	.817	36	129	165	20	17	35	21	409	6.1	0.7	15.1	
TOTALS	27-25	790	147-341	.431	48-132	.364	67-82	.817	36	129	165	20	17	35	21	409	6.1	0.7	15.1	





3 PERRY JONES

POSITION: Forward HEIGHT: 6-11 WEIGHT: 235

BIRTHDATE

9/24/91

HIGH SCHOOL

Duncanville HS (Duncanville, TX)

COLLEGE

Baylor

BIRTHPLACE

Winnsboro, LA

HOW ACQUIRED/DRAFT BACKGROUND

Selected by the Oklahoma City Thunder in the first round (No. 28 overall) of the 2012 NBA Draft.

CURRENT NBA SEASON

3rd NBA Season



CAREER AVERAGES

Appeared in 100 games (eight starts) and averaged 3.0 points and 1.8 rebounds in 10.4 minutes.

2013-14 SEASON AVERAGES

Appeared in 62 games (seven starts) and averaged 3.5 points and 1.8 rebounds in 12.3 minutes.

2013-14

Scored a season-high 13 points including career-high three 3-point field goal makes vs. Utah (11/24). In his second career start at Boston (1/24), scored 10 points on 4-of-6 shooting, to go along with a career-high three steals. Started second half of the season at Miami on 1/29 and in 30 minutes recorded three points, two rebounds and one block. 19 DNP – Coach's Decision. 25 DNP – Inactive. Scored in double figures five times. 20 DNP – CD's.

NBA CAREER

2012-13: Appeared in 38 games (one start) and averaged 2.3 points and 1.6 rebounds in 7.4 minutes. Set a career-high with 14 points on 7-of-15 shooting during the regular season finale vs. Milwaukee (4/17). Went 4-of-5 en route to eight points vs. Orlando (3/15).

PLAYOFFS

2014: Appeared in 11 games and averaged 1.5 points in 5.0 minutes. **2013:** Made NBA playoff debut on 4/21/13 in Game 6 vs. Houston and was held scoreless in five minutes of action.

NBA D-LEAGUE

2012-13: Appeared in 15 regular season games with the 66ers (all starts) and averaged 14.3 points, 7.3 rebounds and 1.7 assists in 32.5 minutes. Scored 10-plus points 11 times, 20-plus points four times. Recored three double-doubles.

COLLEGE

Earned AP All-American Honorable Mention as a sophomore. Became first player in Baylor program history to be named United States Basketball Writers Association (USBWA) Freshman All-

American. Just the second player at Baylor to be named to Parade, McDonald's and Jordan Brand All-American teams while in high school. **2011-12 (Sophomore):** Averaged 13.5 points and 7.6 rebounds in 33 games while helping lead Baylor to an Elite Eight appearance in the NCAA Tournament. One of two Baylor players to earn AP All-American Honorable Mention, while also picking up Second-Team All-Big 12 honors by the media and Third-Team by the league coaches. A candidate for numerous Player of the Year honors: selected to the Naismith Trophy Midseason 30; Oscar Robertson Trophy Midseason Watch List; and John R. Wooden Award Midseason Top 25. Garnered USBWA All-District VII and NABC All-District 8 honors. Named to Big 12 All-Tournament Team after averaging 22.5 points and 9.6 rebounds in three games. Notched a career-high 31 points and 11 rebounds vs. Kansas State in the quarterfinals before following up with an 18 point and seven rebound performance during upset win of Kansas in semifinals. Posted nine double-doubles on the season. Recorded a then career-high 28 points on 11-of-16 shooting in win at BYU. Posted back-to-back 20/10 games at Oklahoma (21 points, 12 rebounds) and vs. Texas (22 points, 14 rebounds). Concluded season with 14 points and five rebounds in a Sweet 16 win vs. Xavier and 17 points and eight rebounds in an Elite Eight loss to Kentucky. **2010-11 (Freshman):** Unanimous Big 12 All-Rookie selection after posting 13.9 points and 7.2 rebounds in 33.9 minutes. Earned freshman All-American honors from USBWA,

Basketball Times and CollegeInsider.com. Named second-team All-Big 12 by league's coaches and All-Big 12 Honorable Mention by the media. Garnered NABC All-District 8 second-team accolades. Finished regular season as Big 12 freshman leader in scoring and field goal percentage. Led team by shooting 54.9%, which ranked third in school history among freshmen. Scored in double figures in 26 of 30 games and 15 Big 12 contests. Had six 20-point games. Registered a season-high 27 points (9-16 FGs, 9-9 FTs) in win at No. 16 Texas A&M. Collected 25 points (10-13 FGs) vs. Oklahoma. Posted back-to-back 20-point games against Kansas and Oklahoma State, combining for 13-of-20 from the floor and 18-of-20 at the FT line. Made Big 12 debut with 20 points and a career-high five steals at Texas Tech.

PERSONAL

Attended the same school (Duncanville HS) as former NBA players Greg Ostertag and Chris Owens.



REGULAR SEASON Career Highs

Minutes	39	04/17/2013	OKC vs. Milwaukee
Field Goals	7	04/17/2013	OKC vs. Milwaukee
Field Goal Attempts	15	04/17/2013	OKC vs. Milwaukee
Three-Point Field Goals	3	01/02/2014	OKC vs. Brooklyn (Twice)
Three-Point Attempts	5	01/02/2014	OKC vs. Brooklyn
Free Throws	4	01/31/2014	OKC at Brooklyn
Free Throw Attempts	4	02/01/2014	OKC at Washington (3 times)
Offensive Rebounds	2	03/28/2014	OKC vs. Sacramento (7 times)
Defensive Rebounds	7	04/17/2013	OKC vs. Milwaukee
Rebounds	9	04/17/2013	OKC vs. Milwaukee
Assists	3	03/04/2014	OKC vs. Philadelphia
Steals	3	01/14/2014	OKC at Boston
Turnovers	3	11/26/2012	OKC vs. Charlotte
Blocked Shots	3	01/09/2014	OKC at Charlotte
Points	14	04/17/2013	OKC vs. Milwaukee

NBA REGULAR SEASON STATISTICS

SEASON/TEAM	G-GS	MIN	FGM-FGA	PCT	3-PT. FG			FTM-FTA	PCT	Rebounds					Averages				
					FGM-FGA	PCT	FTM-FTA			PCT	OFF	DEF	TOT	AST	STL	TO	BLK	PTS	RPG
12-13 OKC	38-1	280	39-99	.394	0-2	.000	10-15	.667	12	50	62	10	5	15	6	88	1.6	0.3	2.3
13-14 OKC	62-7	764	83-181	.459	22-61	.361	28-42	.667	28	86	114	26	14	21	19	216	1.8	0.4	3.5
TOTALS	100-8	1044	122-280	.436	22-63	.349	38-57	.667	40	136	176	36	19	36	25	304	1.8	0.4	3.0

NBA POSTSEASON STATISTICS

SEASON/TEAM	G-GS	MIN	FGM-FGA	PCT	3-PT. FG			FTM-FTA	PCT	Rebounds					Averages				
					FGM-FGA	PCT	FTM-FTA			PCT	OFF	DEF	TOT	AST	STL	TO	BLK	PTS	RPG
12-13 OKC	1-0	5	0-1	.000	0-0	.000	0-0	.000	0	1	1	0	0	0	0	0	1.0	0.0	0.0
13-14 OKC	11-0	55	7-18	.389	3-10	.300	0-0	.000	3	6	9	1	0	1	1	17	0.8	0.1	1.4
TOTALS	12-0	60	7-19	.368	3-10	.300	0-0	.000	3	7	10	1	0	1	1	17	0.8	0.1	1.5



11 JEREMY LAMB

POSITION: Guard HEIGHT: 6-5 WEIGHT: 185

BIRTHDATE

5/30/92

HIGH SCHOOL

Norcross HS (GA)

COLLEGE

Connecticut

BIRTHPLACE

Henrico Valley, VA

HOW ACQUIRED/DRAFT BACKGROUND

Acquired from the Houston Rockets on 10/27/12 along with Kevin Martin, two first round picks and a second round pick in exchange for James Harden, Cole Aldrich, Daequan Cook and Lazar Hayward. Originally, selected by Houston in the first round (12th overall) of the 2012 NBA Draft.

CURRENT NBA SEASON

3rd NBA Season



CAREER AVERAGES

Appeared in 101 games and averaged 7.3 points, 2.0 rebounds and 1.2 assists in 16.7 minutes.

2013-14 SEASON AVERAGES

Appeared in 78 games and averaged 8.5 points, 2.4 rebounds and 1.5 assists in 19.7 minutes.

2013-14

Recorded a career-best 22 points (8-10 FGs) at Houston (12/29). Scored in double figures 30 times, including four straight games on two separate occasions (longest such streak of career). Connected on career-high nine field-goals (9-17 FG) at Boston (1/24). Set a career-high with four 3-point field goals as part of an 18-point performance in Miami (1/29). Four DNP – CD's.

NBA CAREER

2012-13: Appeared in 23 games and averaged 3.1 points in 6.4 minutes. Made NBA debut vs. Portland (11/2) and scored three points (1-1 3FG) in one minute of action. In the regular season finale vs. Milwaukee (4/17) posted a season-high 13 points in a career-high 41 minutes. 29 DNP – Inactive. 23 DNP – Coach's Decision. Seven DNP – Lower Back Strain.

PLAYOFFS

2014: Appeared in 11 games and averaged 3.6 points and 1.5 rebounds in 9.1 minutes.

NBA D-LEAGUE

2012-13: Appeared in 21 regular season games with the Tulsa 66ers (all starts) and averaged 21.0 points, 5.3 rebounds and 3.0 assists in 32.8 minutes. Recorded a double-double with a game-high 33 points to go along with 10 rebounds and four assists in 42 minutes of action in his first game with Tulsa. Scored 20-plus points 13 times, 30-plus points four times and 40-plus points once. Combined for 51 points, 13 rebounds and 10 assists in Tulsa's

two games at the NBA D-League Showcase in Reno, Nev.

COLLEGE

In two seasons at Connecticut, posted averages of 14.1 points, 4.7 rebounds and 1.7 assists in 32.1 minutes per game. Became just the sixth sophomore in UConn history to score 1,000 career points. His total of 1,060 points ranks him No. 42 on UConn's all-time scoring list. Selected AP Honorable Mention All-American as a sophomore as well as All-Big East First Team. Helped UConn to a National Championship as a freshman, recording 12 points in the title game vs. Butler and earning a spot on the NCAA Final Four All-Tournament team. **2011-12 (Sophomore):** Averaged 17.7 points, 4.9 rebounds and 1.2 steals per game. Selected to the All-Big East First Team. AP Honorable Mention All-American. Chosen to the Naismith and Wooden Award preseason watch lists. A Top-20 finalist for the Oscar Robertson Trophy. Led the Huskies in scoring 17 times. Scored 30 or more points in two games and 20 or more 10 times. Set a career-high with 32 points, including 17 in the second half, to go with eight rebounds against West Virginia. Posted a then career-high 30 points on 11-17 shooting, including five three-pointers, against Columbia in the season opener. **2010-11 (Freshman):** Was an integral part of UConn's NCAA Tournament and Big East Championship run. Earned NCAA Final Four All-Tournament, NCAA West Region All-Tournament and Big East All-Tournament honors. Averaged 11.1 points and 4.5 rebounds in 27.8 minutes per game on the season, starting 40-of-41 contests. Averaged 16.2 points and 4.8 rebounds while shooting 58 percent from the field in the NCAA Tournament. Matched his season high with 24 points on 9-of-11 shooting against San Diego State in the Sweet 16.

PERSONAL

Born Jeremy Emmanuel Lamb on May 30, 1992, in Henrico Valley, Virginia. Has three siblings and father played college basketball for VCU. Attended Norcross High School (Norcross, GA) and led Norcross to the Regional Championship as a senior.



REGULAR SEASON Career Highs

Minutes	41	04/17/2013	OKC vs. Milwaukee
Field Goals	9	01/24/2014	OKC at Boston
Field Goal Attempts	21	04/17/2013	OKC vs. Milwaukee
Three-Point Field Goals	4	01/29/2014	OKC at Miami
Three-Point Attempts	8	01/07/2014	OKC at Utah
Free Throws	6	03/27/2013	OKC vs. Washington
Free Throw Attempts	6	03/27/2013	OKC vs. Washington
Offensive Rebounds	2	01/29/2014	OKC at Miami (5 times)
Defensive Rebounds	6	01/04/2014	OKC at Memphis (4 times)
Rebounds	8	01/04/2014	OKC at Minnesota
Assists	6	01/05/2014	OKC vs. Boston
Steals	4	02/13/2014	OKC at LA Lakers
Turnovers	3	01/31/2014	OKC at Brooklyn (3 times)
Blocked Shots	3	01/09/2014	OKC at Denver
Points	22	12/29/2013	OKC vs. Houston

NBA REGULAR SEASON STATISTICS

SEASON/TEAM	G-GS	MIN	FGM-FGA	PCT	3-PT. FGM-FGA	PCT	FTM-FTA	PCT	Rebounds							Averages			
									OFF	DEF	TOT	AST	STL	TO	BLK	PTS	RPG	APG	PPG
12-13 OKC	23-0	147	24-68	.353	9-30	.300	14-14	1.000	5	13	18	5	2	6	2	71	0.8	0.2	3.1
13-14 OKC	78-0	1538	263-609	.432	88-247	.356	51-64	.797	27	162	189	115	56	61	26	665	2.4	1.5	8.5
TOTALS	101-0	1685	287-677	.424	97-277	.350	65-78	.833	32	175	207	120	58	67	28	736	2.0	1.2	7.3

NBA POSTSEASON STATISTICS

SEASON/TEAM	G-GS	MIN	FGM-FGA	PCT	3-PT. FGM-FGA	PCT	FTM-FTA	PCT	Rebounds							Averages			
									OFF	DEF	TOT	AST	STL	TO	BLK	PTS	RPG	APG	PPG
13-14 OKC	11-0	100	17-42	.405	2-14	.143	4-4	1.000	4	12	16	7	7	3	1	40	1.5	0.6	3.6
TOTALS	11-0	100	17-42	.405	2-14	.143	4-4	1.000	4	12	16	7	7	3	1	40	1.5	0.6	3.6



33

MITCH MCGARY

POSITION: Forward HEIGHT: 6-10 WEIGHT: 255

BIRTHDATE

6/6/92

HIGH SCHOOL

Brewster Academy (Wolfeboro, NH)

COLLEGE

Michigan

BIRTHPLACE

Chesterton, IN

HOW ACQUIRED/DRAFT BACKGROUND

Selected by Oklahoma City in the first round (No. 21 overall) of the 2014 NBA Draft.

CURRENT NBA SEASON

Rookie



COLLEGE

2013-14 (Sophomore): Averaged 9.5 points and 8.3 rebounds in 24.6 minutes over eight appearances. Shot 54.5 percent (30-of-55) from the field. Posted two double-doubles - 14 points, 12 rebounds vs. Florida State and 15 points, 14

rebounds at Duke. Preseason candidate for the John R. Wooden Award, Naismith Award and USBWA's Oscar Robertson Award. Selected to five Preseason All-America teams - Associated Press (First Team), USA Today (First Team), Sporting News (First Team), Athlon Sports (Second Team) and Blue Ribbon College Basketball (Second Team) - and the Preseason All-Big Ten Team. Sat out the final 27 games after season-ending back surgery. **2012-13 (Freshman):** Averaged 7.5 points, 6.3 rebounds, 1.1 steals and 0.7 blocks in 19.7 minutes. Started eight games, including all six games in the NCAA Tournament. Selected to the NCAA Final Four All-Tournament Team in 2013 after helping Michigan reach the National Title game. Averaged 14.3 points, 7.2 rebounds, 2.0 steals and 1.7 blocks in 30.7 minutes per game in the tournament and shot 67.8 percent from the field. Scored a career-best 25 points on 12-of-17 shooting vs. Kansas in the Sweet 16, and tied a personal-best with 14 rebounds. Notched 21 points on 10-of-11 shooting and 14 boards vs. VCU in the Second Round. Collected 10 points, 12 rebounds and a season-high six assists in the Final Four vs. Syracuse. Recorded a career-high five steals, along with 11 points and nine rebounds in the Elite Eight vs. Florida. A Two-time Big Ten Freshman of the Week pick. Had five double-doubles and scored in double-figures in 12 games.

PERSONAL:

Given name is Mitchell Neil William McGary. Born June 6, 1992 in Chesterton, Ind. Left-handed. Played three seasons at Chesterton High School before enrolling in Brewster Academy (Wolfeboro, NH) where he was teammates with fellow Thunder draft selection Semaj Christon. Played for USA Basketball Men's Junior National Select Team at Nike Hoop Summit as a high school senior in 2012.

COLLEGE STATISTICS

SEASON/TEAM	G	MIN	FGM-FGA	PCT	3-PT. FGM-FGA	PCT	FTM-FTA	PCT	Rebounds							Averages			
									OFF	DEF	TOT	AST	STL	TO	BLK	PTS	RPG	APG	PPG
12-13 Michigan	39	769	134-224	.598	0-0	---	23-52	.442	99	147	246	25	42	47	28	291	6.3	0.6	7.5
13-14 Michigan	8	198	30-55	.545	0-2	.000	16-24	.667	23	43	66	12	15	13	6	76	8.3	1.5	9.5
TOTALS	47	967	164-279	.588	0-2	.000	39-76	.513	122	190	312	37	57	60	34	367	6.6	0.8	7.8





2

ANTHONY MORROW

POSITION: Guard HEIGHT: 6-6 WEIGHT: 210

BIRTHDATE

9/27/85

HIGH SCHOOL

Charlotte Latin (Charlotte, NC)

COLLEGE

Georgia Tech

BIRTHPLACE

Charlotte, NC

HOW ACQUIRED

Signed as a free agent on 7/16/14.

CURRENT NBA SEASON

7th NBA seasons



CAREER AVERAGES

Appeared in 373 games (129 starts) and averaged 10.4 points, 2.5 rebounds and 1.0 assists in 23.7 minutes.

2013-14 SEASON AVERAGES

Appeared in 76 games (nine starts) and averaged 8.4 points and 1.8 rebounds in 18.8 minutes. Shot 45.1% from three-point range last season (4th in NBA).

2013-14

Scored in double digits on 19 occasions, including seven games of 20 or more points. Posted 20 or more points in four games during a six-game stretch from 3/26 to 4/4. Scored 26 points to lead the team on nine made field goals on 4/4 at Utah. Led the team in scoring with 23 points on 3/31 vs. Sacramento. Scored 20 points on 3/28 vs. Utah. Led the Pelicans in scoring on 3/26 vs. LA Clippers with 27 points on 9 FGM. Scored 14 points, including a game-tying jumper with 0.9 seconds left to send the game into overtime on 3/9 vs. Denver. Led New Orleans with 20 points on 2/3 vs. San Antonio. Scored 21 points to lead the team to a victory on 1/24 at Detroit. Scored 11 points off the bench on 3-3 from beyond the arc on 12/18 at LA Clippers. Came off the bench to score 14 pts (including 4-4 3PT FG) at Orlando on 11/1. DNP – CD – 4 times. NWT – 2 times – illness.

NBA CAREER

2012-13: In 41 games (one start) with the Atlanta Hawks and Dallas Mavericks, averaged 4.0 points in 9.3 minutes. Shot 44.1% (61-145 FGs) from the field, 37.2% (16-43 3FGs) from 3-point range and 90.9% (20-22 FTs) from the line. In 24 games (one start) with Atlanta, averaged 5.2 points, 1.1 rebounds and 12.5

minutes. In 17 games with Dallas, averaged 2.3 points and 4.8 minutes while shooting 50.0% (17-34 FGs) from the field. **2011-12:** In 62 games (18 starts) with the New Jersey Nets, averaged 12.0 points, 2.0 rebounds and 1.0 assists in 26.4 minutes (.413 FGs, .371 3FGs, .933 FTs). Scored 20-or-more points 10 times. Missed three games due to injury and one due to personal reasons. Scored a season-high 42 points vs. Minnesota on 2/3. **2010-11:** In 58 games (47 starts) with the New Jersey Nets, averaged 13.2 points and 3.0 rebounds in 32.0 minutes (.450 FG%, .423 3FG%, .897 FT%). Ranked 10th in the NBA in 3FG%, tying for the fifth-best mark in Nets history. **2009-10:** Appeared in 69 games (35 starts) with the Golden State Warriors, averaging 13.0 points, 3.8 rebounds and 1.5 assists in 29.2 minutes (.468 FG%, .456 3FG%, .886 FT%). Averaged 14.3 points, 4.4 rebounds, 2.0 assists and 1.2 steals in his 35 starting assignments. Ranked fifth in the NBA in 3FG% (.456), and became one of only four players in NBA history to convert at least 80 3-pointers and shoot at least 45% from 3-point territory in back-to-back seasons. **2008-09:** Appeared in 67 games (17 starts) with the Golden State Warriors, posting 10.1 points, 3.0 rebounds and 1.2 assists in 22.6 minutes (.478 FG%, .467 3FG%, .870 FT%). Started in 17 games and averaged

16.6 ppg and 4.6 rpg in 34.9 mpg in those contests. Led the NBA in 3FG%, becoming the first rookie in NBA history (and the first Golden State player) to lead the league in that category. His .467 3-point field goal percentage was the highest mark ever by an NBA rookie with at least 150 attempts.

COLLEGE

Played four seasons at Georgia Tech, averaging 11.4 points and 3.0 rebounds and 24.7 minutes in 123 games (70 starts). His career free throw percentage of 86.7% established a school record. His 258 career 3-point field goals were tied for third all-time at Tech with Travis Best (16th in ACC history). As a senior in 2007-08, finished as Tech's scoring leader (14.3 ppg, 15th in ACC), while hitting an ACC-best 44.8% of his 3s (ranked 14th nationally). In 2005-06, earned Honorable mention All-Atlantic Coast Conference and was Tech's top scorer at 16.0 points per game (13th in ACC).

PERSONAL

Full name is Anthony Jarrad Morrow. Nicknamed "A-Mo". Son of Larry Mayhew and Angela Morrow. Majored in science, technology and culture. Named "Mr. Basketball" in North Carolina as a senior. Three-time all-state performer who led his Charlotte Latin High School team to state championships each of his last two years among North Carolina 3A Independent Schools. Lettered four years for coach Jerry Faulkner and served as team captain two years. Averaged 22.4 points, 9.8 rebounds and 3.1 assists as a senior as Latin went 27-4, and won MVP honors in the state tournament. Junior year averages were 24 points and eight rebounds per game while Latin went 26-1. Played for Team USA in the Global Games in Dallas, Texas.

REGULAR SEASON Career Highs

Minutes	52	12/01/2010	Golden State vs. OKC
Field Goals	16	04/02/2010	Golden State vs. New York
Field Goal Attempts	23	04/02/2010	Golden State vs. New York
Three-Point Field Goals	8	02/03/2012	New Jersey vs. Minnesota
Three-Point Attempts	13	12/11/2009	Golden State at Chicago
Free Throws	8	02/03/2012	New Jersey vs. Minnesota (3 times)
Free Throw Attempts	9	02/25/2011	New Jersey at San Antonio
Offensive Rebounds	6	04/15/2009	Golden State at Phoenix (twice)
Defensive Rebounds	8	02/08/2010	Golden State vs. Dallas (3 times)
Rebounds	12	04/15/2009	Golden State at Phoenix
Assists	6	02/10/2010	Golden State vs. LA Clippers (twice)
Steals	6	02/27/2010	Golden State vs. Detroit
Turnovers	5	12/09/2009	Golden State at New Jersey
Blocked Shots	2	03/19/2010	Golden State at San Antonio (3 times)
Points	42	02/03/2012	New Jersey vs. Minnesota

NBA REGULAR SEASON STATISTICS

SEASON/TEAM	G-GS	MIN	FGM-FGA	PCT	3-PT-FGA	PCT	FTM-FTA	PCT	Rebounds					Averages						
									OFF	DEF	TOT	AST	STL	TO	BLK	PTS	RPG	APG	PPG	
08-09 Golden State	67	17	1515	255-534	.478	86-184	.467	80-92	.870	78	121	199	80	36	52	12	676	3.0	1.2	10.1
09-10 Golden State	69	37	2018	329-703	.468	140-307	.456	101-114	.886	61	198	259	104	65	84	16	899	3.8	1.5	13.0
10-11 New Jersey	58	47	1856	279-620	.450	110-260	.423	96-107	.897	37	135	172	68	19	54	7	764	3.0	1.2	13.2
11-12 New Jersey	62	18	1636	272-658	.413	106-286	.371	97-104	.933	31	96	127	61	46	70	9	747	2.0	1.0	12.0
12-13 Atlanta/Dallas	41	1	383	64-145	.441	16-43	.372	20-22	.909	11	19	30	13	8	1	164	0.7	0.3	4.0	
13-14 New Orleans	76	9	1426	238-520	.458	88-195	.451	72-87	.828	29	111	140	59	38	51	12	636	1.8	0.8	8.4
TOTALS	373-129	8834	1437-3180	.452	546-1275	.428	466-526	.886	247	680	927	385	217	319	57	3886	2.5	1.0	10.4	



5

KENDRICK PERKINS

POSITION: Center HEIGHT: 6-10 WEIGHT: 270

BIRTHDATE

11/10/84

BIRTHPLACE

Nederland, TX

HIGH SCHOOL

Clifton J. Ozen (Beaumont, TX)

HOW ACQUIRED/DRAFT BACKGROUND

Acquired from the Boston Celtics along with Nate Robinson and the L.A. Clippers 2012 first round draft pick in exchange for Jeff Green and Nenad Krstic on 2/24/1. Originally drafted in the first round (27th overall) of the 2003 NBA Draft by the Memphis Grizzlies.

CURRENT NBA SEASON

12th NBA Season



CAREER AVERAGES

Appeared in 676 games (557 starts) and averaged 5.7 points, 6.0 rebounds, 1.1 assists and 1.3 blocks in 22.9 minutes.

2013-14 SEASON AVERAGES

Appeared in 62 games (62 starts) and averaged 3.4 points, 4.9 rebounds and 1.1 assists in 19.5 minutes.

2013-14

OKC went 47-14 with Perkins in the lineup. Recorded 10-plus rebounds four times and scored in double-figures once. Matched a season-high with 12 rebounds vs. Minnesota (2/5). Three games DNP – Inactive. 17 games DNP – left groin strain.

NBA CAREER

2012-13: Appeared in 78 games (78 starts) and averaged 4.2 points, 6.0 rebounds, 1.4 assists and 1.3 blocks in 25.1 minutes. Scored in double figures seven times (combined to score 22 points on 11-of-15 shooting in back-to-back games on New Orleans (12/1) and at Brooklyn (12/4). Set a Thunder career-high with 17 points (8-of-9 FGs) on vs. Phoenix (2/8). Recorded a blocked shot in first four games of the season and led team in rebounding on 16 occasions. Pulled-down a season-high 16 rebounds at Memphis (3/20). Recorded 10-plus rebounds nine times. Blocked a season-high four shots at Cleveland (2/2). One DNP – Left knee strain. Three games DNP – right hamstring tightness. **2011-12:** Recorded a season-high tying six blocks vs. New Orleans (2/20). Set a Thunder career-high with 16 points on 8-of-11 FGs vs. Miami (3/25). Recorded a blocked shot in the first 17 games this season (longest such streak of his career). Scored in double-figures on eight occasions. Recorded 10-plus rebounds on 12 occasions, including a season-high 14 rebounds vs. Dallas (3/5). Posted

two double-doubles. Matched a career-high with three steals vs. Portland (3/18). One DNP – Right Knee Contusion. **2010-11:** Appeared in 17 games with the Thunder (17 starts), and averaged 6.0 points and 8.0 rebounds in 25.6 minutes. Prior to joining the Thunder, appeared in 12 games (7 starts) with the Boston Celtics and averaged 7.1 points, 8.1 rebounds and 0.8 blocks in 26.1 minutes. Oklahoma City registered a 13-4 mark with Perkins in the starting lineup. As a member of the Thunder scored in double-figures three times and pulled-in 10+ rebounds four times. Set a career-high with 10 offensive rebounds (17 total rebounds) 4/6 vs. L.A. Clippers. Perkins set a Thunder record by recording a total of 31 rebounds in back-to-back games (4/5 - 4/6). With 13 defensive rebounds (14 total rebounds) at Denver on 4/5, came one defensive rebound shy of matching career-high. Went a perfect 6-of-6 from the field en route to 13 points during OKC win vs. Minnesota (3/25). Pulled-down a game-high 12 rebounds 3/30 vs. Toronto. Made Oklahoma City Thunder debut 3/14 at Washington and scored six points to go along with a team-high nine rebounds in 20 minutes. Made his 2011-12 regular season debut against Cleveland (1/25) and recorded seven points, six rebounds, three assists in 17 minutes of action. **2009-10:** Averaged 10.1 points, 7.6 rebounds and 1.69 blocks in 27.6 minutes per game. Ranked 10th in the NBA in blocks per contest. Netted a season-high 21 points at Charlotte (12/1). Pulled down a season-high 16 boards against Philadelphia

(12/18). Led the Celtics in rebounding 17 times and in blocks 23 times. Posted eight double-doubles. Tied a career-high with three steals against New York (3/17). Scored a career-high 791 points. Recorded his 2,500th career rebound against New York (2/23). Blocked his 600th career shot against Sacramento (2/16). **2008-09:** Averaged 8.5 points, 8.1 rebounds and 1.97 blocks in 29.7 minutes per game. Posted career highs in PPG, RPG, BPG, MPG. Led Celtics in rebounds in 36 games and in blocks in 54 games. Posted a career-high 26 points at Milwaukee (3/15). Rejected a career-high seven shots vs. Milwaukee (11/7). Also blocked seven shots vs. Atlanta (4/3). Finished sixth in the NBA in blocks per game and in total blocks. Pulled down a season-high 14 boards vs. Utah (12/15). Posted a career-high 150 blocks on the season. **2007-08:** Averaged career-high 6.9 points, 6.1 rebounds and 1.44 blocks in 24.5 minutes per game. Led team in rebounding 18 times and scoring three times. Ranked 19th in the NBA in

REGULAR SEASON Career Highs

Minutes	48	04/01/2009	Boston vs. Charlotte
Field Goals	12	12/19/2008	Boston vs. Chicago
Field Goal Attempts	16	03/15/2009	Boston at Milwaukee
Three-Point Attempts	1	01/19/2014	OKC vs. Sacramento (13 times)
Free Throws	8	03/15/2009	Boston at Milwaukee (Twice)
Free Throw Attempts	12	12/05/2008	Boston vs. Portland
Offensive Rebounds	10	04/06/2011	OKC vs. L.A. Clippers
Defensive Rebounds	14	01/25/2010	Boston vs. L.A. Clippers (Twice)
Rebounds	20	03/05/2008	Boston vs. Detroit
Assists	6	11/19/2012	OKC vs. Detroit (3 times)
Steals	3	02/10/2013	OKC at Phoenix (6 times)
Turnovers	7	04/01/2009	Boston vs. Charlotte
Blocked Shots	7	04/03/2009	Boston vs. Atlanta (Twice)
Points	26	03/15/2009	Boston at Milwaukee

NBA REGULAR SEASON STATISTICS

SEASON/TEAM	G-GS	MIN	FGM-FGA	PCT	3-PT FG FGM-FGA	PCT	FTM-FTA	PCT	Rebounds					Averages					
									OFF	DEF	TOT	AST	STL	TO	BLK	PTS	RPG	APG	PPG
03-04 Boston	10-0	35	8-15	.533	0-0	.000	6-9	.667	5	9	14	3	0	5	2	22	14	0.3	2.2
04-05 Boston	60-3	548	56-119	.471	0-0	.000	37-58	.638	53	123	176	21	9	43	37	149	2.9	0.4	2.5
05-06 Boston	68-40	1332	137-266	.515	0-2	.000	80-130	.615	140	264	404	69	21	107	105	354	5.9	1.0	5.2
06-07 Boston	72-53	1576	132-269	.491	0-3	.000	60-100	.600	113	259	372	94	23	113	96	324	5.2	1.3	4.5
07-08 Boston	78-78	1912	214-348	.615	0-1	.000	114-183	.623	145	329	474	84	31	125	114	542	6.1	1.1	6.9
08-09 Boston	76-76	2253	276-478	.577	0-2	.000	96-160	.600	204	415	619	96	22	165	150	648	8.1	1.3	8.5
09-10 Boston	78-78	2154	314-522	.602	0-3	.000	163-280	.582	155	440	595	80	26	165	132	791	7.6	1.0	10.1
10-11 Boston/OKC	29-24	742	67-130	.515	0-0	.000	40-72	.556	62	170	232	26	9	56	26	174	8.0	0.9	6.0
11-12 OKC	65-65	1744	128-262	.489	0-0	.000	73-112	.652	120	306	426	78	25	118	73	339	6.8	1.2	5.1
12-13 OKC	78-78	1954	143-313	.457	0-1	.000	44-72	.611	110	356	466	111	43	109	83	330	6.0	1.4	4.2
13-14 OKC	62-62	1207	87-193	.451	0-1	.000	37-67	.552	82	223	305	67	26	90	32	211	4.9	1.1	3.4
TOTALS	676-557	15457	1562-2915	.536	0-13	.000	750-1243	.603	1189	2894	4083	729	235	1096	850	3874	6.0	1.1	5.7

NBA PLAYOFF STATISTICS

SEASON/TEAM	G-GS	MIN	FGM-FGA	PCT	3-PT FG FGM-FGA	PCT	FTM-FTA	PCT	Rebounds					Averages					
									OFF	DEF	TOT	AST	STL	TO	BLK	PTS	RPG	APG	PPG
04-05 Boston	6-0	28	4-5	.800	0-0	.000	1-3	.333	3	3	6	0	3	0	3	9	1.0	0.0	1.5
07-08 Boston	25-25	631	62-106	.585	0-1	.000	40-59	.678	52	101	153	13	15	31	32	164	6.1	0.5	6.6
08-09 Boston	14-14	512	73-127	.575	0-1	.000	20-30	.667	51	111	162	20	6	33	37	166	11.6	1.4	11.9
09-10 Boston	23-23	575	49-96	.510	0-1	.000	33-55	.600	41	102	143	22	9	43	32	131	6.2	1.0	5.7
10-11 OKC	17-17	479	29-64	.453	0-0	.000	19-33	.576	37	66	103	12	4	27	13	77	6.1	0.8	4.5
11-12 OKC	20-20	517	37-89	.416	0-0	.000	20-25	.800	35	89	124	13	7	29	25	94	6.2	0.7	4.7
12-13 OKC	11-11	2952	10-38	.263	0-1	.000	4-4	1.000	15	26	41	7	8	23	5	24	3.7	0.6	2.2
13-14 OKC	19-19	384	24-45	.533	0-0	.000	12-15	.800	33	69	102	14	4	25	6	60	5.4	0.7	3.2
TOTALS	135-129	3336	288-570	.505	0-4	.000	149-224	.665	267	567	834	102	53	214	153	725	6.2	0.8	5.4

blocks. Scored 21 points against the L.A. Lakers on 11/23. Scored a career-high 24 points on 9-of-12 shooting against the N.Y. Knicks on 1/21. Scored in double-figures 15 times. Recorded five double-doubles. Averaged 9.7 points and 10.2 rebounds to go along with 2.54 blocks during the month of March. Finished with a team-high field goal percentage of 61.3% (214-349) but failed to qualify for the league leaders in the category. **2006-07:** Averaged 4.5 points, 5.0 boards and 1.36 blocks in 21.4 minutes per game. Rejected four shots and tied a career-high of three steals at Orlando (4/15). Scored 11 points, grabbed 12 boards and rejected four shots in a career-high 46 minutes vs. Orlando (3/28). Scored 13 points and grabbed 11 boards for his fourth double-double vs. Charlotte (3/21). Scored 12 points and grabbed 12 boards for his third double-double vs. Atlanta (3/14). Swiped a career-high three steals at Memphis (1/5). Rejected a season-high five shots vs. NJ (11/29). **2005-06:** Averaged 5.2 points, 5.9 boards and 1.5 blocks in 19.6 minutes per game. Recorded career-highs in every major statistical category. Recorded 10+ points 11 times and 10+ boards 12 times. Recorded 4 double-doubles. Led the team in rebounding 18 times. Matched career-highs with 17 points and 6 blocks vs. New York (04/09). Grabbed 14 boards and blocked 5 shots vs. Chicago (03/26). Blocked a career-high 6 shots at Orlando (02/04). Recorded 4th double-double with 11 points and 11 boards vs. the L.A. Clippers (02/03). **2004-05:** Averaged 2.5 points and 2.9 boards in 9.1 minutes per game. Grabbed 10+ boards once. Played 10+ minutes 25 times. Matched a career-high with 8 points and grabbed 4 boards vs. New Jersey (04/20). Blocked a career-high 5 shots at Chicago (01/08). Scored 4 points and grabbed a career-high 13 boards in a career-high 25 minutes vs. New York (12/22). Scored 2 points and grabbed 3 boards in first appearance of the season at New York (11/06). **2003-04:** Averaged 2.2 points and 1.4 rebounds in 3.5 minutes per game in 10 appearances.

PLAYOFFS

Has appeared in the postseason eight times with two teams, seeing action in 135 games (129 starts) and averaging 5.4 points, 6.2 rebounds and 1.1 blocks in 24.7 minutes.

Won an NBA championship in 2008 as a member of the Boston Celtics. **2014:** During the 2014 postseason, appeared in 19 games (19 starts) and averaging 3.2 points and 5.4 rebounds in 20.2 minutes. **2013:** Averaged 2.2 points, 3.7 rebounds and 19.1 minutes in 11 games. **2012:** Set a 2012 playoff-high with 15 points on 7-of-9 shooting in Game 4 win of the Western Conference Finals vs. San Antonio. Pulled down 10+ rebounds on three occasions during the 2012 playoffs. Won an NBA championship in 2008 as a member of the Boston Celtics. Appeared in postseason play in seven of his 10 seasons (2005, 2008, 2009, 2010, 2011, 2012 and 2013) in the NBA. Seen action in 116 career playoff contests and recorded averages of 5.7 points, 6.3 rebounds and 1.3 blocks in 25.4 minutes.

HIGH SCHOOL

Named to Parade All-America High School Boys Basketball First Team. Named USA Today High School Boys Basketball All-USA Second Team. Named a 2003 McDonald's High School All-America (scored 6 points, grabbed 5 rebounds and blocked 2 shots in the 2003 McDonald's High School All-America Game). Led Ozen High School to a 96-3 record over his final three high school seasons. Ozen captured four consecutive District Championships and won the state 4A title his sophomore season. Was named All-State for three consecutive seasons beginning with his sophomore season. Averaged 27.5 points, 16.4 rebounds and 7.8 blocks per game his senior season as he led Ozen to a 33-1 record.

PERSONAL

Full name is Kendrick Le'Dale Perkins. Nickname is "Perk". Favorite movie is Next Friday. Favorite television show is Fresh Prince of Bel Air. Favorite actor is Will Smith. Enjoys listening to 50 Cent. Wears a size 18 sneaker. Favorite sport besides basketball is football. Most influential person in his basketball career was his high school coach, Andre Bouette, a former collegiate player at North Texas from 1983-1986. Favorite athlete growing up was Michael Jordan.





21 ANDRE ROBERSON

POSITION: Guard HEIGHT: 6-7 WEIGHT: 210

BIRTHDATE

12/04/91

HIGH SCHOOL

Wagner (San Antonio, TX)

COLLEGE

Colorado

BIRTHPLACE

Las Cruces, N.M.

HOW ACQUIRED/DRAFT BACKGROUND

Drafted by Minnesota as the 26th overall pick of the 2013 NBA Draft. Oklahoma City acquired Roberson's draft rights from Golden State (who acquired the pick earlier in the evening from Minnesota) in exchange for the draft rights to Archie Goodwin (selected #29 overall) and cash considerations.

CURRENT NBA SEASON

2nd NBA Season



2013-14 AVERAGES

Appeared in 40 games (16 starts) and averaged 1.9 points and 2.4 rebounds in 10.0 minutes.

2013-14

Oklahoma City was 12-4 with Roberson in the starting lineup. Only player to start 10 or more games at both the NBA and D-League levels. 26 DNP's – Coach's Decision. 16 DNP's – Inactive.

PLAYOFFS

2014: Appeared in two games and averaged 1.0 rebound in 4.5 minutes.

NBA D-LEAGUE

During eight assignments with the Tulsa 66ers, appeared in 17 games (all starts) and averaged 15.9 points, 9.6 rebounds, 1.6 assists, 2.47 steals, 1.29 blocks and 31.7 minutes per contest.

COLLEGE

The first Colorado player to lead the team in rebounding, blocked shots and steals for three consecutive seasons. The only CU player with career 1,000 points (1,012) and rebounds (1,045), 150 blocks (150) and steals (164), and 100 assists (119). Just 10 boards shy of becoming the school's all-time leading rebounder before leaving Colorado. In his tenure, the Buffs put together a school-record three consecutive 20-win seasons. **2012-13 (Junior Season):** The Pac-12 Conference's Defensive Player of The Year and a First-Team All Conference pick. Became the first CU player in 22 years to average a double-double (10.9 ppg, 11.2 rpg) in consecutive years. Finished second nationally in rebounding. Posted two 20-rebound games. His average of 2.2 steals per game ranked 30th in NCAA D-1 and second in the Pac-12. His 1.3 bpg average ranked eighth in the conference. Selected to the John



R. Wooden and the Naismith Player of the Year preseason Top-50 Watch lists. **2011-12 (Sophomore Season):** All-Pac-12 First Team, All-Defensive Team and All-Tournament Team. Averaged a double-double on the year (11.6 ppg, 11.1 rpg). Set the CU single-season rebounding record (401). Ranked third nationally and first in the Pac-12 in rebounds per game (11.1). Led the Pac-12 in blocks (1.9 bpg). Finished tied for fifth in NCAA D-1 in double-doubles (20). **2010-11 (Freshman Season):** Set the CU freshman record for rebounds (297) and blocks (42). Only the fourth freshman in Big 12 history to lead his team in rebounds, steals (51) and blocks (42). Tied for second in the league in rebounding despite not starting a single game.

PERSONAL:

Full name is Andre Lee Roberson. Son of John and Lisa Roberson. Father played basketball collegiately at New Mexico State (1985-89) and professionally overseas for 12 years. Mother played volleyball at New Mexico State (1985-89). Has five sisters, Ashlee (a three-

year basketball letterwinner at Texas Tech University and played professionally overseas); Amber (four-year volleyball letterwinner with the University of Texas); Arielle (currently with the Colorado women's basketball team, was the 2013 Pac-12 Freshman of the Year and five-time conference Freshman of the Week recipient); Aaliyah; Arianna and one brother, Anthony. Sister, Arielle and Andre were the only brother-sister basketball siblings in the Pac-12 Conference in 2012-2013, and one of five nationally. Majored in Communication.

REGULAR SEASON Career Highs

Minutes	24	03/16/2014	OKC vs. Dallas (Twice)
Field Goals	3	04/14/2014	OKC at New Orleans (3 times)
Field Goal Attempts	8	03/20/2014	OKC at Cleveland
Three-Point Field Goals	1	04/03/2014	OKC vs. San Antonio (Twice)
Three-Point Attempts	2	04/04/2014	OKC at Houston
Free Throws	2	03/13/2014	OKC vs. LA Lakers (Twice)
Free Throw Attempts	2	03/13/2014	OKC vs. LA Lakers (5 times)
Offensive Rebounds	4	11/01/2013	OKC at Minnesota
Defensive Rebounds	5	03/13/2014	OKC vs. LA Lakers
Rebounds	7	03/13/2014	OKC vs. LA Lakers
Assists	2	03/24/2014	OKC vs. Denver (Twice)
Steals	2	03/16/2014	OKC vs. Dallas (4 times)
Turnovers	3	12/11/2013	OKC at Memphis
Blocked Shots	2	03/24/2014	OKC vs. Denver
Points	8	03/13/2014	OKC vs. LA Lakers

NBA REGULAR SEASON STATISTICS

SEASON/TEAM	G-GS	MIN	FGM-FGA	PCT	3-PT. FG FGM-FGA	PCT	FTM-FTA	PCT	Rebounds							Averages			
									OFF	DEF	TOT	AST	STL	TO	BLK	PTS	RPG	APG	PPG
13-14 OKC	40-16	399	33-68	.485	2-13	.154	7-10	.700	36	58	94	15	19	19	10	75	2.4	0.4	1.9
TOTALS	40-16	399	33-68	.485	2-13	.154	7-10	.700	36	58	94	15	19	19	10	75	2.4	0.4	1.9

NBA POSTSEASON STATISTICS

SEASON/TEAM	G-GS	MIN	FGM-FGA	PCT	3-PT. FG FGM-FGA	PCT	FTM-FTA	PCT	Rebounds							Averages			
									OFF	DEF	TOT	AST	STL	TO	BLK	PTS	RPG	APG	PPG
13-14 OKC	2-0	9	0-3	.000	0-0	.000	0-0	.000	0	2	2	0	0	0	0	0	1.0	0.0	0.0
TOTALS	2-0	9	0-3	.000	0-0	.000	0-0	.000	0	2	2	0	0	0	0	0	1.0	0.0	0.0



31 SEBASTIAN TELFAIR

POSITION: Guard HEIGHT: 6-0 WEIGHT: 170

BIRTHDATE

6/9/85

BIRTHPLACE

Brooklyn, NY

HIGH SCHOOL

Abraham Lincoln (Brooklyn, NY)

HOW ACQUIRED/DRAFT BACKGROUND

Signed as a free agent on 7/15/14. Originally selected by Portland in the first round (No. 13 overall) of the 2004 NBA Draft.

CURRENT NBA SEASON

10th NBA Season



CAREER AVERAGES

Appeared in 548 games (192 starts) and averaged 7.4 points, 1.6 rebounds and 3.5 assists in 21.6 minutes.

2013-14

Spent the 2013-14 season with Tianjin Ronggang in China where he averaged 26.1 points, 6.0 assists, 4.5 rebounds, 2.03 steals and 36.3 minutes in 35 games.

NBA CAREER

2012-13: Appeared in 59 games (two starts) with Phoenix and Toronto and averaged 5.6 points, 1.4 rebounds and 2.6 assists in 16.6 minutes. Averaged 6.0 points, 1.5 rebounds and 2.5 assists in 17.3 minutes with Phoenix and 4.3 points, 3.0 assists and 14.2 minutes in 13 games with Toronto. **2011-12:** In his eighth NBA season and first with the Suns, averaged 6.1 points, 2.3 assists, 1.5 rebounds and 0.68 steals in 14.9 minutes in 60 games (one start). Saw action in 60 of 66 games (90.9 percent), his most games since 2008-09, and the Suns were 31-29 (.517) in his games played. Opened the season as the team's third point guard but earned the back-up role and appeared in the Suns' final 53 consecutive games. 13 double-digit scoring efforts overall. **2010-11:** Concluded his second tour with the Timberwolves and seventh NBA season overall averaging 7.2 points and 3.0 assists in 19.2 minutes over 37 games. Shot 40.2 percent from the field overall and a career-best 35.9 percent (28-for-78) from three-point range. Contributed 9.1 points and 5.5 assists in 31.5 minutes over eight starts (11/9-22). **2009-10:** Played in 39 games (one start) with the Los Angeles Clippers. Averaged 4.3 points on 40.4% shooting, 1.1 rebounds and 2.9 assists in 14.9 minutes per game. Scored a season-high 17 points versus Minnesota on 11/23. Tallied eight points, five rebounds and four assists in 21 minutes in his Clippers debut on 10/27 versus the Los Angeles Lakers. Dished out a season-best 11 assists on 115 at the Lakers in 20 minutes. **2008-09:** Wrapped up his fifth NBA season and second in Minnesota with career highs in scoring

(9.8 ppg) and minutes played (2095, 27.9 mpg). Started 43 of his 75 appearances, missing two games (3/1-3) with a sore right groin and drawing a pair of DNP-CDs. Hit 38.3% from the field and a career-best 81.9% from the line, while sinking a career-high 73 three-pointers (34.6% from long range). Averaged 16.4 ppg (51.1%) in seven April contests. Tallied 20+ points on six occasions, and was Minnesota's leading scorer seven times. **2007-08:** Appeared in 60 of 61 games prior to injury, including 51 starts. Averaged 9.3 ppg with a team-leading and career-high 5.9 apg while logging 32.2 mpg. Also shot a career-best 40.1% from the floor, while hitting 28.1% from beyond the arc and 74.3% from the FT line. Ranked 10th in the NBA in assist/TO ratio (3.20-to-1); before being injured, he'd been in the top-20 in assists. Led Minnesota in assists on 40 occasions, with six double-figure efforts. Credited with his 1,000th career assist 11/24 vs. Dallas, scored the 2,000th point of his career 1/29 at Chicago, and surpassed the 5,000-minute mark 12/6 at Atlanta. **2006-07:** Averaged 6.1 ppg and 2.8 apg in 20.2 mpg. Scored 21 points 4/7 at Indiana. Swiped a season-high three steals 12/1 at Toronto. Scored 12 points and dished out a season-high eight assists 11/25 at Milwaukee. Scored 24 points and handed out six assists 11/4 vs. Washington. **2005-06:** Averaged 9.5 ppg, 3.6 apg, 1.0 spg and 24.1 mpg in 68 games (30 starts) in his second NBA season. In 30 starts, averaged 11.0 ppg, 4.2 apg and two rpg. Missed 12 games (12/16-1/6) with a ligament sprain in his right thumb. Averaged 12.3 ppg, 4.2 apg and 1.5 spg while shooting 48.2% from the field in the month of April. Tallied 24 points, four assists and zero turnovers 3/17 at Cleveland. **2004-05:** Averaged 6.8 ppg, 3.3 apg, 0.51 spg and 19.6 mpg in 68 games (26 starts) in his rookie season. His 460 points were the most by a Blazers rookie since Arvydas Sabonis tallied 1,058 in 1995-96. Most assists (224) by a Blazers rookie since Steve Colter (243) in 1983-84. Finished second among NBA rookies in assists, third in free throw percentage (78.9%) and 13th in scoring. Came on strong in his last 26 games, all starts, when he

averaged 11.1 ppg, 6.6 apg, 1.00 spg and 34.3 mpg. Scored in double figures in 16 of the last 26 outings. Dished out a career-high 13 assists and had a career-high six steals along with 11 points 4/19 at Denver and came back a night later with 11 assists and 17 points in the season finale victory over the Lakers. Scored a season-high 23 points in the Feb. 4 win over Charlotte, making 7-for-12 from the floor, 2-for-4 from long range and 7-for-8 free throws.

HIGH SCHOOL

Led Brooklyn's Abraham Lincoln to three New York City PSAL titles and to one state championship. First player in history to be on a three-time PSAL championship team. Became New York's all-time leading prep scorer, surpassing Kenny Anderson. Abraham Lincoln High School was 106-19 during his four years. A finalist for the 2004 Naismith Award after averaging 33.2 points, 9.2 assists and 3.7 rebounds in leading Lincoln to a 26-6 record. PSAL Player of the Year. Named 2004 McDonald's All-American. Ranked No. 1 among the high school class of 2004 by Basketball Times and No. 6 by Prep Stars. Named to the 2004 USA Men's Junior National Select Team that played at the Nike Hoop Summit in San Antonio.

PERSONAL

Sebastian and his wife Samantha have a daughter, Samaya, and a son, Sebastian II. Cousin of Stephon Marbury.

REGULAR SEASON Career Highs

Minutes	48	12/21/2007	Minnesota vs. Indiana
Field Goals	11	12/21/2007	Minnesota vs. Indiana
Field Goal Attempts	21	04/14/2012	Phoenix at San Antonio
Three-Point Field Goals	6	02/19/2009	Minnesota at Miami
Three-Point Attempts	10	02/19/2009	Minnesota at Miami
Free Throws	10	02/19/2009	Minnesota at Miami (3 times)
Free Throw Attempts	13	12/26/2008	Minnesota at New York
Offensive Rebounds	4	11/04/2005	Portland at Denver
Defensive Rebounds	7	12/01/2007	Minnesota at Memphis
Rebounds	7	12/01/2007	Minnesota at Memphis
Assists	13	04/19/2005	Portland at Denver
Steals	6	04/19/2005	Portland at Denver
Turnovers	7	03/18/2006	Portland at Milwaukee (7 times)
Blocked Shots	4	12/14/2007	Minnesota vs. Seattle
Points	30	02/18/2009	Minnesota at Miami

NBA REGULAR SEASON STATISTICS

SEASON/TEAM	G-GS	MIN	FGM-FGA	PCT	3-PT. FG		FTM-FTA	PCT	Rebounds					Averages					
					FGM-FGA	PCT			OFF	DEF	TOT	AST	STL	TO	BLK	PTS	RPG	APG	PPG
04-05 Portland	68-26	1330	169-430	.393	57-162	.352	130-175	.743	19	101	120	247	66	115	6	643	1.8	3.6	9.5
06-07 Boston	78-30	1578	176-474	.371	37-128	.289	90-110	.818	17	91	108	218	43	98	11	479	1.4	2.8	6.1
07-08 Minnesota	60-51	1933	223-556	.401	32-114	.281	78-105	.743	16	119	135	355	59	111	11	556	2.3	5.9	9.3
08-09 Minnesota	75-43	2095	267-697	.383	73-211	.346	131-160	.819	32	95	127	343	73	146	12	738	1.7	4.6	9.8
09-10 LAC/CLE	43-1	659	83-201	.413	13-56	.232	29-37	.784	5	40	45	126	24	5	20	1.0	2.9	4.8	
10-11 Minnesota	37-8	711	97-241	.402	28-78	.359	44-60	.733	17	37	54	111	25	64	3	266	1.5	3.0	7.2
11-12 Phoenix	60-1	895	141-342	.412	33-105	.314	53-67	.791	20	71	91	138	41	68	12	368	1.5	2.3	6.1
12-13 PHX/TOR	59-2	980	112-309	.362	53-150	.353	54-69	.783	13	71	84	153	37	64	11	331	1.4	2.6	5.6
TOTALS	548-192	11822	1496-3828	.391	343-1073	.320	714-916	.779	149	719	868	1915	403	841	75	4049	1.6	3.5	7.4



42 LANCE THOMAS

POSITION: Forward HEIGHT: 6-8 WEIGHT: 225

BIRTHDATE

4/24/88

HIGH SCHOOL

Saint Benedict's Prep (Newark, NJ)

COLLEGE

Duke

BIRTHPLACE

Brooklyn, NY

HOW ACQUIRED/DRAFT BACKGROUND

Signed by the Thunder on September 29, 2014

PRO EXPERIENCE

4th NBA Season

CAREER AVERAGES

In 106 games (19 starts), averaged 3.0 points and 2.3 rebounds in 12.4 minutes.

2013-14 SEASON AVERAGES

In five games, averaged 1.2 points and 1.4 rebounds in 8.4 minutes with New Orleans.

2013-14

Saw action in five games with the Pelicans before being waived on 11/12. Signed with the Foshan Draions of China in December, where he played in 16 games (15 starts) and averaged 26.1 points, 10.1 rebounds, 1.0 assists and 1.6 steals in 42.4 minutes.

NBA CAREER

2012-13: In 59 games (nine starts), averaged 2.5 points and 1.9 rebounds in 10.9 minutes with the New Orleans Hornets. Started for nine consecutive games from 12/18 to 1/2. **2011-12:** In 42 games (10 starts), averaged 4.0 points and 3.0 rebounds in 15.0 minutes with New Orleans. Scored in double figures on four occasions, including a career-high 18 points on 3/9. Signed by New Orleans as a free agent on December 9, 2011. Waived on December 31, 2011. Re-signed by New Orleans with 10-day contracts on February 6, 2012 and on February 16, 2012. Signed by New Orleans for the remainder of the season on February 27, 2012.

NBA D-LEAGUE

2012-13: In 19 games (19 starts), averaged 15.0 points, 7.7 rebounds and 1.6 assists in 32.5 minutes with the Austin Toros. Called up to the New Orleans Hornets on 12/9 and

2/6. Selected to participate in the 2012 NBA D-League All-Star Game. **2011-12:** In 46 games (46 starts), averaged 12.6 points, 5.5 rebounds and 1.1 assists in 29.8 minutes with Austin.

COLLEGE

2009-10 (Senior): In 40 games (39 starts), averaged 4.6 points and 3.6 rebounds in 25.3 minutes. Co-captain and member of Duke's NCAA championship team. Named to the ACC All-Defensive Team. Ended career as 10th on Duke's all-time list of offensive rebounds (255). **2008-09 (Junior):** In 37 games (16 starts), averaged 5.3 points and 3.6 rebounds while shooting .626 from the field. Scored in double figures on six occasions. Averaged 7.3 points and 4.5 rebounds, while going 7-of-8 from the field in three NCAA Tournament games. **2007-08 (Sophomore):** In 32 games (28 starts), averaged 4.3 points and 3.3 rebounds in 18.5 minutes. Posted a .505 field goal percentage. Recorded at least five rebounds 12 times, including eight of Duke's 16 ACC games. **2006-07 (Freshman):** In 31 games (18 starts), averaged 4.0 points and 2.5 rebounds while shooting .568 from the field.

PERSONAL


Selected as a member of the 2012 U.S. Men's Select Team. Member of 2011 USA Pan American Games Team. Led high school team to two New Jersey state titles and a 56-3 record over final two seasons. McDonalds All-American in 2006. Selected as member of 2006 Parade All-America second team. Named 2006 Prep-School State Player of the Year by the Newark-Star Ledger. Member of 2006 USA U18 Championship team and 2005 Youth Development Festival Blue Team. Son of Lily Irvin.

REGULAR SEASON Career Highs

Minutes.....	46	04/26/2012	New Orleans at Houston
Field Goals.....	4	03/12/2013	New Orleans at Brooklyn (6 times)
Field Goal Attempts.....	8	03/31/2012	New Orleans at LA Lakers (3 times)
Three-Point Field Goals.....	1	03/02/2012	New Orleans vs. Dallas
Three-Point Attempts.....	12	03/09/2012	New Orleans at Denver
Free Throws.....	13	03/09/2012	New Orleans at Denver
Free Throw Attempts.....	5	03/31/2012	New Orleans at LA Lakers (3 times)
Offensive Rebounds.....	6	04/26/2012	New Orleans at Houston
Defensive Rebounds.....	8	04/26/2012	New Orleans at Houston (Twice)
Rebounds.....	3	04/16/2012	New Orleans at Charlotte
Assists.....	2	03/12/2013	New Orleans at Brooklyn (Twice)
Steals.....	2	03/12/2013	New Orleans at Brooklyn (7 times)
Turnovers.....	2	04/26/2012	New Orleans at Houston (3 times)
Blocked Shots.....	18	03/09/2012	New Orleans at Denver
Points.....	18	03/09/2012	New Orleans at Denver

NBA REGULAR SEASON STATISTICS

SEASON/TEAM	G-GS	MIN	3-PT. FG			Rebounds							Averages						
			FGM-FGA	PCT	FTM-FTA	PCT	OFF	DEF	TOT	AST	STL	TO	BLK	PTS	RPG	APG	PPG		
11-12 New Orleans	42-10	630	57-126	.452	0-1	.000	52-62	.839	49	77	126	12	10	24	7	166	3.0	0.3	4.0
12-13 New Orleans	59-9	646	53-106	.500	0-0	.000	43-59	.729	44	71	115	16	11	14	7	149	2.0	0.3	2.5
13-14 New Orleans	5-0	42	2-9	.222	0-0	.000	2-4	.500	2	5	7	3	0	2	0	6	1.4	0.6	1.2
TOTALS	106-19	1318	112-241	.465	0-1	.000	97-125	.776	95	153	248	31	21	40	14	321	2.3	0.3	3.0





O

RUSSELL WESTBROOK

POSITION: Guard HEIGHT: 6-3 WEIGHT: 200

BIRTHDATE

11/12/88

BIRTHPLACE

Long Beach, CA

HIGH SCHOOL

Leuzinger (Lawndale, CA)

COLLEGE

UCLA

HOW ACQUIRED/DRAFT BACKGROUND

Selected by the Oklahoma City Thunder in the first round (No. 4 overall) of the 2008 NBA Draft.

CURRENT NBA SEASON

7th NBA Season



CAREER AVERAGES

Appeared in 440 games (423 starts) and averaged 20.1 points, 4.9 rebounds, 6.9 assists and 1.6 steals in 33.9 minutes.

2013-14 SEASON AVERAGES

Appeared in 46 games (46 starts) and averaged 21.8 points, 5.7 rebounds, 6.9 assists and 1.9 steals in 30.7 minutes.

2013-14

Scored in double figures on 45 occasions, including 30 20-plus point efforts and seven 30-plus point outings. Posted 11 double-doubles, including two triple-doubles (eight career triple-doubles). Made season-debut vs. Phoenix (11/3) and recorded 21 points to go along with seven assists in 33 minutes. Registered a triple-double vs. New York (12/25), becoming fifth player to post a triple-double on Christmas Day. Returned to Thunder lineup vs. Miami (2/20) after missing the previous 27 games and scored 16 points to go along with five rebounds and three steals in 24 minutes. Recorded the second fastest triple-double in NBA history, logging just 20 minutes of action vs. Philadelphia (3/4) and finishing with 13 points, 10 rebounds and 14 assists. Posted a season-high 36 points on 13-of-22 shooting at Phoenix (3/6). Recorded 34 points, including a game-winning 3-point field goal in OT with 0.1 seconds remaining vs. Golden State (11/29).

NBA CAREER

2012-13: In 82 games (82 starts), averaged 23.2 points (ranked sixth in the NBA), 5.2 rebounds, 7.4 assists (ranked seventh in NBA), 1.77 steals (ranked ninth in NBA) in 34.9 minutes. Named to the All-NBA Second Team for a third consecutive season. Scored 20-plus points 56 times including 16 30-plus point efforts (Oklahoma City was 12-4 this season when Westbrook scored 30-plus points). Recorded a team-best 23 double-doubles on the season. Registered first triple-double of the season (sixth of his career) on at Milwaukee (3/30) with 23 points, 13 rebounds and 10 assists. Posted 10 or more assists on 16 occasions. Set a season-high with 38 points (12-23 FGs) on at Denver (3/1). Registered a career-high with 27 points during the first half alone on vs. LA Lakers (12/7). On the night, finished with a career-high five made 3-point field goals. At the end of the 2012-13 season, played in 394 consecutive games (longest streak in the NBA). Scored 30-plus points in four consecutive games (1/14-1/20) for the first time in his career. Set a season-high with 14 assists on at Sacramento (1/25). Named a reserve on the 2013 Western Conference All-Star Team (his 3rd consecutive appearance). In All-Star

game, recorded 14 points, four rebounds, three assists and a steal in 18 minutes. **2011-12:** Named to the All-NBA Second Team for a second consecutive season. Finished the 2011-12 season with the fifth-highest scoring average in the league (23.6 ppg). Currently has the longest active games played streak in the NBA (312 games). Set a career-high with 45 points scored during 2OT win vs. Minnesota (3/23) after recording a career-high 17 made field goals. Along with teammate Kevin Durant, scored 40-plus points in the same game on two occasions (first duo to each score 40-plus points since Michael Jordan and Scottie Pippen accomplished the feat during the 1995-96 season). Recorded 21 points and five rebounds during his second career All-Star appearance in Orlando. Named the NBA's Western Conference Player of the Week on two occasions. Recorded 20-plus points in seven consecutive games (longest streak of his career) from 1/10-1/23. Scored 20-plus points on 43 occasions (Oklahoma City went 31-12 in those games), including 16 30-point efforts and two 40-point efforts. Handed out 10-plus assists four times. Registered 10-plus rebounds three times and tallied seven double-doubles on the season. Led the Thunder with 5.5 assists per game. **2010-11** Received All-NBA Second Team honors after becoming just the fifth player in NBA history through three NBA seasons (Chris Paul, LeBron James, Anfernee Hardaway and Oscar Roberston). Registered three triple-doubles (tied for 2nd most in the NBA) and 31 double-doubles. Ranked 13th in the NBA in scoring, 9th in assists and 4th in steals. Only player to start every game for OKC. Scored 12 points during his first All-Star

appearance at STAPLES Center in Los Angeles. Placed second in the Taco Bell Skills Challenge during All-Star weekend. Recorded third triple-double of the season (fifth of his career) during 2OT win vs. Washington (1/28). With his 35 points, 13 rebounds and 13 assists vs. Washington he becomes just the third player in the last 25 years to hit all three of those statistical marks. Scored 20+ points on 47 occasions and 30+ 12 times (11-1 OKC record). Scored 20+ points in six straight contests for the first time in his career (1/8 vs. Memphis - 1/22 vs. New York) and then again 2/27 vs. the L.A. Lakers - 3/9 at Philadelphia). Recorded five straight double-doubles for the first time in his career (1/8 vs. Memphis - 1/19 at Denver). Received the NBA's Player of the Week honors for the West Conference on five separate occasions. Scored 38 points including all 13 of OKC's triple overtime points to go along with a career-high 15 rebounds during OKC 3OT win at New Jersey on 12/1. Became the sixth player and just the second guard (Vince Carter) in the last 20 years to record 35+ points, 15+ rebounds and 9+ rebounds in a single game. Netted a career-high 43 points (13-14 FGs; 17-18 FTs) during OT win at Indiana (11/26). **2009-10:** One of four players to start all 82 games for Oklahoma City. Recorded 24 double-doubles on the season. Set a career-high with 16 assists 4/4 vs. Minnesota. Thunder went 23-5 when Westbrook recorded 10+ assists. Posted team-high assists totals in 67-of-82 games. Tallied 20+ points 24 times and 30+ points 4 times. Posted second career triple-double at Minnesota (2/21). In 38 minutes, tallied 22 points, 10 rebounds and 14 assists. Came one rebound shy of triple-double and finished with 31 points and 10 assists for his 12th double-double of the season at NY (2/20). Participated in T-Mobile Rookie-Sophomore Challenge and Youth Jam at All-Star Weekend in Dallas and led all scorers with 40 points on 18-29 FGs. Named NBA player of the week for contests played between February 1-7. During the seven day span Westbrook helped lead Oklahoma City to a 3-0 week, including two wins on the road (Golden State & New Orleans) while averaging 19.7 points, 9.7 assists, 8.0 rebounds and 3.3 steals. Posted double-figure assist totals in four straight games (12/28 - 1/4) and becomes first OKC player to accomplished the feat since Gary Payton did so in January of 2002 (1/3/02 - 1/10/02). Recorded 8th double-double of the season on 1/2 at Milwaukee with 17 points and 13 assists. With zero turnovers vs. the Bucks

REGULAR SEASON Career Highs

Minutes	50	03/23/2012	OKC vs. Minnesota (Twice)
Field Goals	17	03/23/2012	OKC vs. Minnesota (Twice)
Field Goal Attempts	32	12/01/2010	OKC at New Jersey (Twice)
Three-Point Field Goals	5	12/07/2012	OKC vs. LA Lakers
Three-Point Attempts	10	04/13/2014	OKC at Indiana (Twice)
Free Throws	20	02/01/2009	OKC at Sacramento
Free Throw Attempts	22	02/01/2009	OKC at Sacramento
Offensive Rebounds	8	02/11/2009	OKC at Portland
Defensive Rebounds	12	12/25/2013	OKC at New York (Twice)
Rebounds	15	12/01/2010	OKC at New Jersey
Assists	16	04/04/2010	OKC vs. Minnesota
Steals	8	02/06/2010	OKC at Golden State
Turnovers	9	02/07/2012	OKC at Golden State (4 times)
Blocked Shots	4	04/25/2012	OKC vs. Denver
Points	45	03/23/2012	OKC vs. Minnesota

NBA REGULAR SEASON STATISTICS

SEASON/TEAM	G-GS	MIN	FGM-FGA	PCT	3-PT FG		FTM-FTA	PCT	Rebounds					STL	TO	BLK	PTS	Averages		
					FGM-FGA	PCT			OFF	DEF	TOT	AST	RPG					APG	PPG	
08-09 OKC	82-65	2668	436-1095	.398	35-129	.271	349-428	.815	178	221	399	435	110	274	16	1256	4.9	5.3	15.3	
09-10 OKC	82-82	2812	485-1160	.418	23-104	.221	329-422	.780	143	258	401	652	108	268	34	1322	4.9	8.0	16.1	
10-11 OKC	82-82	2847	614-1390	.442	34-103	.330	531-631	.842	121	258	379	670	155	316	30	1793	4.6	8.2	21.9	
11-12 OKC	66-66	2331	578-1266	.457	62-196	.316	340-413	.823	96	205	301	362	112	239	21	1558	4.6	5.5	23.6	
12-13 OKC	82-82	2861	673-1535	.438	97-300	.323	460-575	.800	111	317	428	607	145	273	24	1903	5.2	7.4	23.2	
13-14 OKC	46-46	1412	346-791	.437	68-214	.318	242-293	.826	55	209	263	319	88	177	7	1002	5.7	6.9	21.8	
TOTALS	440-423	14932	3132-7237	.433	319-1046	.305	2251-2762	.815	704	1467	2171	3045	718	1547	132	8834	4.9	6.9	20.1	

NBA PLAYOFF STATISTICS

SEASON/TEAM	G-GS	MIN	FGM-FGA	PCT	3-PT FG		FTM-FTA	PCT	Rebounds					STL	TO	BLK	PTS	Averages		
					FGM-FGA	PCT			OFF	DEF	TOT	AST	RPG					APG	PPG	
09-10 OKC	6-6	212	43-91	.473	5-12	.417	32-38	.842	10	26	36	36	10	14	1	123	6.0	6.0	20.5	
10-11 OKC	17-17	638	135-343	.394	14-48	.292	121-142	.852	36	55	91	108	24	78	6	405	5.4	6.4	23.8	
11-12 OKC	20-20	767	177-407	.435	18-65	.277	89-111	.802	22	87	109	117	31	45	8	461	5.5	5.8	23.1	
12-13 OKC	2-2	68	17-41	.415	2-9	.222	12-14	.857	1	12	13	14	6	8	0	48	6.5	7.0	24.0	
13-14 OKC	19-19	735	167-398	.420	28-100	.280	145-164	.884	45	93	138	153	41	83	6	507	7.3	8.1	26.7	
TOTALS	64-64	2420	539-1280	.421	67-234	.286	399-469	.851	114	273	387	428	112	228	21	1544	6.0	6.7	24.1	

he recorded the most assists (13) without a turnover (in franchise history) since April 8, 2001 (Gary Payton; 15 assists, 0 TO's). On 12/26 vs. Charlotte, tallied 22 points and game-high six assists while committing zero turnovers in 35 min. Notched 4th double-double in OKC win at San Antonio (19 pts/11 asst) on 11/14. With his 11 assists and zero turnovers, matched NBA season-high for most assists without a TO (Andre Miller). Recorded a then career-high with 13 assists during season opener 10/28 vs. Sacramento. With his 13 assists, he matched the entire assist total for the entire Kings' team. Recorded back-to-back double-doubles (pts/asst) in first two games of season. On 11/6 at Houston, set career-high with 14 made field goals and finished with a game-high 33 points. On 11/8 vs. ORL, recorded third double-double of the season (17 points, 10 assists) and matched career-high with three made 3-point FG's. **2008-09:** Named to NBA's All-Rookie First Team. Ranked among rookie league-leaders in a number of statistical categories including scoring (4th, 15.3), assists (2nd, 5.3) steals (2nd, 1.36), minutes played (4th, 32.5), rebounds (7th, 4.9) and field-goal percentage (10th, .398). 10 or more points 71 times. 20-plus points 18 times. 30-plus points six times. 10 or more rebounds four times. 10 or more assists nine times. Ten double-doubles. One triple-double. Five-plus steals three times. Scored 10+ points in 25 consecutive games (1/16 vs. Detroit through 3/14 at PHX). Recorded first triple-double in Thunder franchise history with 17 points, 10 rebounds and 10 assists vs. Dallas (3/2). Career-high 12 assists at Minnesota 1/7. Career-high 34 points including career-high 20 free throw makes (20-22 FT) at Sacramento (2/1). The 20 free throw makes represent the most a Kings opponent since they moved to Sacramento. Was named NBA T-Mobile Rookie of the Month in December and February.

PLAYOFFS

Appeared in 64 games (64 starts) and averaged 24.1 points, 6.0 rebounds, 6.7 assists and 1.8 steals in 37.8 minutes. **2014:** During the 2014 postseason, appeared in 19 games (19 starts) and averaged 26.7 points, 7.3 rebounds, 8.1 assists and 2.2 steals in 38.7 minutes. Recorded three triple-doubles (only player in 2014 playoffs to record a single triple-double), eight double-doubles, 16 games of 20+ points and six games of 30+ points. Dished out a franchise postseason-record 16 assists vs. Memphis on May 3. **2013:** Underwent successful surgery on Apr. 27 to repair a lateral meniscus tear which was suffered in Game 2 vs. Houston in the opening round. Appeared in two games (two starts) during 2013 playoffs and averaged 24.0 points, 6.5 rebounds, 7.0 assists and 3.0 steals in 34.0 minutes. Recorded one double-double with 19 points to go along with 10 assists and eight rebounds during Game 1 vs. HOU. Nine DNP - lateral meniscus tear. **2012:** Posted a playoff career-high with 43 points on 20-of-32 shooting during Game 4 of the Finals at Miami. During the Thunder's second round series vs. the L.A. Lakers, Westbrook played a total of 178 minutes and committed a total of four turnovers. Recorded a 2012 playoff-high 12 assists during Game 5 win at San Antonio in the Western Conference Finals. Scored 20+ points 11

times during the 2012 playoffs. **2011:** Recorded a triple-double in Game 7 of the second round vs. Memphis with 14 points, 14 assists (playoff career-high) and 10 rebounds (playoff career-high) in 35 minutes. Westbrook becomes the fifth player in NBA history to register a triple-double in a playoff Game 7 (Scottie Pippen, James Worthy, Larry Bird and Jerry West). Scored a playoff career-high 40 points during Game 4 triple overtime victory over Memphis. Scored 20+ points 11 times while scoring 30+ on five occasions.

ALL-STAR

Named to third Western Conference All-Star team in 2013. In his three All-Star appearances, averaged 15.7 points, 4.7 rebounds, 2.3 assists and 1.0 steals in 20.0 minutes.

USA BASKETBALL

Won a gold medal in 2012 as a member of the United States Olympic team as the US squad went a perfect 8-0 during Olympic competition. In London, Westbrook appeared in all eight games and posted averages of 8.5 points, 1.6 assists and 1.6 rebounds. In 2010, helped lead the USA Men's National Team to a gold medal during the 2010 FIBA World Championships played in Turkey. Westbrook received player of the game honors during the US win over Lithuania and proved to be integral part of the United States perfect 9-0 mark at the World Championships. He appeared in all nine games and averaged 9.1 points, 2.8 rebounds and 2.6 assists per contest.

COLLEGE

Named Pac-10 Defensive Player of the Year as a sophomore. Earned Third Team All-Pac-10 honors and was named to the conference All-Defensive Team. **2007-08 (Sophomore):** Averaged 12.7 ppg, a team-leading 4.3 apg, 3.9 rpg and 1.6 spg. Played 1,318 minutes, the most by a Bruin since 1979 (when minutes began being tracked as a statistic). Led team with a career-high 22 points vs. Memphis in the Final Four on 4/5. Posted first career double-double with 14 points and a career-high-tying 11 rebounds vs. Western Kentucky in the Sweet Sixteen of the NCAA Tournament on 3/27. Tallied 16 points, four rebounds, five assists and a career-high five steals vs. Oregon on 2/23. Dished out a career-high nine assists vs. Youngstown State on 11/12. Pulled down a career-high-tying 11 rebounds vs. Stanford in the title game of the Pac-10 Tournament on 3/15. **2006-07 (Freshman):** Averaged 3.4 ppg and 0.7 apg in 9.0 mpg. Scored a season-high 11 points twice. Recorded season highs of five rebounds, four assists and two steals in 32 minutes at West Virginia in his first career start on 2/10.

PERSONAL

Parents are Russell Westbrook and Shannon Horton. Has one younger brother, Raynard. Attended Fashion Week in New York and Paris this past year. Admires Earvin "Magic" Johnson. Predominantly left handed except when it comes to shooting a basketball. Favorite subject in school growing up was math.



HOW THE THUNDER WAS BUILT



Via Draft:	Steven Adams	2013 NBA Draft – 12th overall pick
	Nick Collison	2003 NBA Draft – 12th overall pick
	Kevin Durant	2007 NBA Draft – 2nd overall pick
	Russell Westbrook	2008 NBA Draft – 4th overall pick
	Serge Ibaka	2008 NBA Draft – 24th overall pick
	Reggie Jackson	2011 NBA Draft – 24th overall pick
	Perry Jones	2012 NBA Draft – 28th overall pick
	Andre Roberson	Acquired draft rights from Golden State in exchange for the draft rights to Archie Goodwin (selected #29 overall) and cash considerations.
	Grant Jerrett	Acquired draft rights from Portland in exchange for cash considerations.
Mitch McGary	2014 NBA Draft – 21st overall pick	
Via Trade:	Jeremy Lamb	Acquired from the Houston Rockets along with Kevin Martin, two first round picks and a second round pick in exchange for James Harden, Cole Aldrich, Daequan Cook and Lazar Hayward.
	Kendrick Perkins	Acquired from the Boston Celtics along with Nate Robinson in exchange for Jeff Green, Nenad Krstic and the L.A. Clippers 2012 first round draft pick.
Via Free Agency:	Sebastian Telfair	Signed on 7/15/14
	Anthony Morrow	Signed on 7/16/14
	Lance Thomas	Signed on 9/29/14

BASKETBALL OPERATIONS





SAM PRESTI
EXECUTIVE VICE PRESIDENT &
GENERAL MANAGER



Sam Presti enters his eighth season with the Oklahoma City Thunder after being named the 11th General Manager in club history on June 7, 2007. A year into his tenure with the Thunder, Presti was promoted to Executive Vice President and General Manager by Professional Basketball Club Chairman, Clayton Bennett.

During his seven-plus seasons with the Thunder, Presti has worked diligently to assemble the building blocks for long term success both on and off the court. This past season, Presti and his staff oversaw a fourth straight Northwest Division Championship as the Thunder finished the year with the second best record in the NBA. The Thunder's four straight division titles are tied for the longest such current streak in the NBA and over the last 25 seasons only two teams have ever gone onto capture more than four consecutive division titles.

After finishing the 2013-14 regular season with a record of 59-23, the Thunder became one of just two teams (San Antonio) to register a winning percentage of .610 (equivalent to 50 wins) in each of the last five seasons.

Presti's consistent focus has been to utilize the NBA Draft to establish the foundation for sustained success on the floor and in the community. Commencing with the 2007 draft, Presti selected Kevin Durant, the University of Texas standout with the team's No. 2 overall pick. This past season, Durant was named the NBA's Most Valuable Player after leading the NBA in scoring for a fourth time in the past five seasons.

Other significant draft selections for Presti include taking Russell Westbrook and Serge Ibaka with the 4th and 24th selections, respectively in the 2008 draft. Westbrook has since become a three-time All-Star, and Serge Ibaka became just the second player in NBA history to lead the NBA in blocks for four consecutive seasons (2010-2014). Most recently, Steven Adams was named to the All-Rookie Second Team after being selected by the Thunder with the 12th overall pick in the 2013 NBA Draft.

After moving to Oklahoma City in July of 2008, Presti has stressed the importance of community involvement for both Thunder players and staff. Under his leadership, Thunder players have made nearly 1,500 community appearances in and around Oklahoma City. Presti has also made it policy for every new player and staff member to tour the Oklahoma City Memorial and Museum soon after joining the organization.

Under Presti's guidance, the Thunder has advanced to postseason play in each of the last five seasons. At the end of the 2012-13 season, Oklahoma City became just the second team in NBA history (Boston Celtics; 1955-1960) to increase its winning percentage for five consecutive seasons (while maintaining a winning percentage of .700 or better in two of those seasons). Dating back to the 2011-12 season, the Thunder became Western Conference Champions on the heels of the 2010-11 season in which the Thunder became the youngest team in the prior quarter century to reach the NBA's Western Conference Finals.

During the 2009-10 season, Presti's third year at the helm, Oklahoma City experienced one of the largest turnarounds in NBA history. A year after winning 23 games, the Thunder concluded the 2009-10 season with a 50-32 record (.610) and captured the franchise's first playoff berth in Oklahoma City. The 27-win improvement was tied for the eighth largest improvement in NBA history. Presti was named NBA Executive of the Year by The Sporting News at the conclusion of the season.

Presti has been on the NBA's Instant Replay Committee since 2009 and has served on the league's Competition Committee dating back to the 2011-12 season.

Prior to joining the Thunder, the 37-year-old Presti held a variety of roles with the San Antonio Spurs. After starting in 2000 as a video intern for Gregg Popovich, Presti moved up through the front office ranks in San Antonio before being elevated to the position of Vice President and Assistant General Manager. As a member of the Spurs, Presti was part of NBA Championship teams in 2003, 2005 and 2007, as well as five division titles.

Presti earned his bachelor's degree in 2000 in communications, politics and law and a minor in psychology from Emerson College in Boston, where he was the first Rhodes Scholar nominee in school history. The Concord, Mass. native served as team captain of the Emerson College basketball team during both his junior and senior seasons. In addition, Presti earned All-Academic honors two times and was twice selected to the Great Northeast Athletic Conference All-Tournament team. He was honored with the Emerson College Young Alumnus Award in 2005. Presti also completed Harvard University's Continuing Education program on leadership and decision making this past offseason.

Presti currently resides on the board of the Oklahoma City National Memorial and with the support of the Thunder has established the Forward Thinking Leadership Development Program within the Oklahoma City public schools. Presti was recognized as Oklahoma City University's 2012-13 recipient of the Abe Lemons/Paul Hansen Award for Sports Excellence and also won the Oklahoma March of Dimes Sports Headliner Special Award for 2013.

Additionally, Presti is actively involved with PeacePlayers International (PPI), a global outreach program focused on bringing children and communities together through the game of basketball. He also serves on the Board of Directors of Shooting Touch, an organization that grants graduating college seniors the opportunity to travel the world and use the platform of basketball to help foster education and influence positive social change in third world global communities.

An accomplished drummer, Presti has produced three music CDs with all proceeds benefiting the Extra Ordinary Needs Fund at Children's Hospital in Boston. Also, Presti established the Keenan Smith-Anthony Halls Scholarship Fund at his former high school, Concord-Carlisle, to assist students with their college tuition.

Presti's wife, Shannon, serves as the Director of Teen Leadership Initiatives for the YMCA of Greater Oklahoma City.

BASKETBALL OPERATIONS



TROY WEAVER
VICE PRESIDENT/ASSISTANT GENERAL MANAGER

Troy Weaver begins his seventh season with Oklahoma City and his fifth as the team's Vice President/Assistant General Manager. Weaver joined the Thunder in May of 2008 and assists General Manager Sam Presti with roster development and day-to-day basketball operations. In addition, he coordinates the team's player personnel matters including NBA Draft preparation, player free agency and summer league roster.

Weaver held the position of director of player personnel for the Utah Jazz in 2007-08. He spent three seasons (2004-07) as head scout for the Jazz before his promotion to director of player personnel.

Prior to joining the Jazz, Weaver was an assistant coach at Syracuse University for four seasons (2000-04). The Orangemen won the 2003 NCAA National Championship led by Weaver recruit Carmelo Anthony. In addition to his experience at Syracuse, Weaver spent time as an assistant coach at New Mexico (1999-2000) and Pittsburgh (1996-99).

Prior to his collegiate coaching days, Weaver amassed an 85-17 record as an AAU coach in Washington, D.C. He guided the DC Assault to the 1996 AAU Tournament of Champions.

Weaver graduated with an associate's degree from Prince George's Community College (MD) in 1991, where he also played one season of basketball.



MICHAEL WINGER
ASSISTANT GENERAL MANAGER & TEAM COUNSEL

The 2014-15 season is Michael Winger's fifth in Oklahoma City. Winger assists Executive Vice President & General Manager Sam Presti on all facets of roster planning, player acquisition, salary cap and strategic management. Winger is chiefly responsible for operational and player acquisition process development, progressive salary cap strategy implementation, tactical CBA application and maneuverability, contract and trade negotiation and preparation, legal and administrative processes and execution.

Prior to joining the Thunder, Winger spent five seasons (2005-06 through 2009-10) in the front office with the Cleveland Cavaliers, earning several promotions during his tenure. Winger began his career in Cleveland as its Basketball Operations Coordinator. Winger was promoted to Basketball Operations Manager / Team Counsel, and shortly thereafter to the Cavaliers' Director of Basketball Operations & Team Counsel. Winger's role in Cleveland was extensive, and included instituting organizational processes and working closely with Cavaliers' management and ownership on all team matters. He joined the Cavaliers in July of 2005 after spending two years working for renowned sports agent and attorney, Ron Shapiro in Baltimore, Maryland.

Originally from Cleveland, Ohio, Winger is a graduate of Miami University (OH) and holds a law degree, having attended both The University of Toledo College of Law and the University of Maryland School of Law.



SCOTT BROOKS
HEAD COACH



Scott Brooks enters his seventh season as head coach of the Thunder a year after leading Oklahoma City to a fourth consecutive Northwest Division title and a spot in the Western Conference Finals for the third time in the past four seasons.

During the 2013-14 season, the Thunder finished with the second best record in the NBA and Oklahoma City is currently one of just two teams (San Antonio) to record a .610 or better winning percentage (equivalent to 50 wins) in each of the last five seasons.

Dating back to the start of the 2009-10 season, Brooks is the third-most winningest active coach in the NBA, as the Thunder has claimed 271 victories during this span. After defeating the Atlanta Hawks this past season on December 10, Brooks claimed his 250th career head coaching victory.

After posting the top record in the Western Conference through the first half of last season, Brooks represented the Thunder by coaching the 2014 Western Conference All-Stars in New Orleans. The All-Star coaching honor marked the second of Brooks' career (Brooks and his staff also coached the 2012 All-Star Game in Orlando).

Oklahoma City has qualified for the postseason in each of the last five seasons and since taking over as Thunder head coach on November 22, 2008, Oklahoma City has registered a mark of 293-170 (.632).

During the 2012-13 season, the Thunder claimed the top spot in the Western Conference after finishing with a record of 60-22. On the year, Oklahoma City posted the largest point differential in the NBA in more than five seasons (9.2 points per game). In fact, Oklahoma City won 44 games by double figures, including 19 games of 20 or more (both tops in the NBA). The Thunder finished the season as the third highest scoring team in the NBA (105.7 points per game) while holding the opposition to the second worst field goal shooting percentage (42.5%).

At the end of the 2012-13 season, the Thunder became just the second team in NBA history to increase its winning percentage for five consecutive seasons (while maintaining a winning percentage of .700 or better in two seasons).

During the 2011-12 season, Brooks guided the Thunder to the NBA Finals after finishing the regular season with a record of 47-19.

In 2010-11 Brooks led the Thunder to 55 wins and a spot in the Western Conference Finals after Oklahoma City captured playoff series victories over the Denver Nuggets and Memphis Grizzlies. After the late-season acquisition of Kendrick Perkins from the Boston Celtics in mid-March, Brooks guided the Thunder to a 13-4 mark in the final 17 games of the regular season.

Brooks, the 16th head coach in franchise history received the 2009-10 Red Auerbach NBA Coach of the Year award after his second season as head coach. During his first full year at the helm of the Thunder, Brooks oversaw one of the biggest turnarounds in NBA history. A year after winning 23 games, the Thunder concluded the 2009-10 season with a record of 50-32 (.610). The 27-win improvement was tied for the eighth largest in NBA history.

In the 2010 postseason, the eighth-seeded Thunder took the eventual NBA Champion Los Angeles Lakers to a Game 6 in what proved to be one of the more entertaining first round playoff series in recent memory.

Brooks was named interim head coach of the Thunder 13 games into the 2008-09 season and was later named head coach on April 15, 2009 prior to the team's final game of the season. A day after being awarded his first NBA head coaching position, Brooks led the Thunder to their most lopsided victory of the year in the team's season finale, a 126-85 win versus the Los Angeles Clippers at STAPLES Center.

Prior to his appointment as interim head coach on November 22, 2008 Brooks joined P.J. Carlisemo and the Thunder coaching staff at the start of the 2007-08 season.

Before joining the Thunder organization, Brooks spent the 2006-07 season working as an assistant coach with the Sacramento Kings. His NBA coaching career began with the Denver Nuggets, where he served as an assistant coach from 2003-06. Brooks helped lead the Nuggets to the playoffs in each of his three seasons with the club.

Brooks enjoyed an 11-year (1988-99) playing career in the NBA, appearing in 680 regular season games with Philadelphia, Minnesota, Houston, Dallas, New York, Cleveland and the Los Angeles Clippers. Brooks' teams advanced to the postseason six of his 11 NBA seasons, and in 1994, he was a member of the NBA Champion Houston Rockets. Brooks holds career averages of 4.9 points and 2.4 assists per game.

In 2000, Brooks was a player/assistant coach with the Los Angeles Stars of the ABA. The following season, he served as the head coach of the Southern California Surf of the ABA, guiding the club to a 23-14 record. A native of Lathrop, California, Brooks began his collegiate career at Texas Christian University, where he played one season. He then transferred to San Joaquin Delta College for his sophomore season, before spending his final two years at UC Irvine, where he averaged 23.8 points per game as a senior.

BASKETBALL OPERATIONS



REX KALAMIAN
ASSISTANT COACH

With two decades of NBA experience on his side, Rex Kalamian is set to begin his sixth season with the Thunder and his second as Scott Brooks' lead assistant. Prior to arriving in Oklahoma City, Kalamian had previous coaching tenures with the Sacramento Kings, Minnesota Timberwolves, Denver Nuggets, Philadelphia 76ers and the Los Angeles Clippers.

During July of 2013, Kalamian served as head coach of the Thunder's summer league team in Orlando where he guided the squad to a perfect 5-0 record en route to becoming Summer League Champions.

As an assistant with the Thunder, Kalamian is chiefly responsible for game preparation and player development.

Prior to joining the Thunder's bench, Kalamian spent two years as an assistant coach with the Sacramento Kings after a two year stint with the Minnesota Timberwolves. Before his time in Minnesota, Kalamian spent one season with the Denver Nuggets where he worked as an assistant coach/player development. Kalamian served previously as a West Coast scout for the Philadelphia 76ers during the 2003-04 season before assuming his coaching duties in Denver.

Kalamian's NBA career began with the Los Angeles Clippers where he spent nine years serving the organization in various capacities. After starting as an assistant to the scouting department in 1992, Kalamian was later promoted to assistant coach by Bill Fitch in 1995.

Prior to joining the Clippers, Kalamian worked as an assistant coach for his former school, East Los Angeles College for two seasons. While in college, Kalamian was named team captain at East Los Angeles where he led the South Coast Conference in three point shooting accuracy during the 1988-89 season.

A graduate of Cal Poly Pomona, Kalamian earned a bachelor's degree in business management.



ROBERT PACK
ASSISTANT COACH

Robert Pack enters his second season on the Thunder's bench after previously serving as an assistant coach with the Los Angeles Clippers for each of the three prior seasons.

Pack's NBA coaching experience dates back to 2009 when he served as an assistant coach with the New Orleans Hornets.

After going undrafted out of the University of Southern California, Pack enjoyed a 13-year NBA playing career in which he averaged 8.9 points, 4.6 assists and 2.0 rebounds in 552 career games with the Portland Trail Blazers, Denver Nuggets, Washington Wizards, New Jersey Nets, Dallas Mavericks, Minnesota Timberwolves and the New Orleans Hornets.

Nicknamed "Pac-Man", Pack was a member of the 1991-92 Portland team that advanced to the NBA Finals and was a member of the 1993-94 Denver Nuggets' squad that made NBA history as the first No. 8 seed to defeat a No. 1 seed in the first round of the NBA Playoffs.

Pack was the runner-up in the 1994 NBA All-Star Slam Dunk Contest in Minneapolis. Upon the conclusion of his NBA playing career, Pack played overseas in Lithuania and Spain from 2004-2006 before pursuing a career in coaching.

A onetime college standout at USC, Pack finished his college career ranking fourth on the Trojans all-time assists list (319) in just two seasons, while becoming the fourth player in school history to record back-to-back 100 assist seasons. In two years at Southern California, he averaged 13.4 points and 5.6 assists per game.



MARK BRYANT
ASSISTANT COACH

Mark Bryant enters his eighth season as a Thunder assistant coach in 2014-15. During July of 2012, Bryant served as Head Coach of the Thunder's summer league team.

Prior to joining the Thunder's coaching staff, Bryant served as assistant coach/player development with the Orlando Magic from 2005-07.

Before his time in Orlando, Bryant spent the 2004-05 season with the Dallas Mavericks as a member of its player development staff.

Bryant enjoyed a 15-year playing career as the New Jersey native was a member of 10 different teams during his NBA playing tenure (1988-2003). Originally selected by Portland in the first round (21st pick overall) of the 1988 NBA Draft, Bryant helped the Blazers reach the NBA Finals in 1990 and 1992. He appeared in 797 regular season games during his NBA career with Portland, Houston, Phoenix, Chicago, Cleveland, Dallas, San Antonio, Philadelphia, Denver and Boston, averaging 5.4 ppg and 3.8 rpg in 16.9 mpg. Bryant also appeared in 79 career playoff games, averaging 3.5 ppg and 2.5 rpg in 12.2 mpg.

Bryant was a First Team All-Big East selection as a senior at Seton Hall in 1987-88, averaging 20.5 ppg and 9.1 rpg for the Pirates. The 6-9 forward led the school to its first-ever berth into the NCAA Tournament.



MIKE TERPSTRA
ASSISTANT COACH

Mike Terpstra is set to begin his second season as an assistant coach with the Thunder. Terpstra brings over 20 years of experience to Oklahoma City after working in various capacities at the college, junior college and high school levels, with additional experience in the NBA Development League and the CBA.

Terpstra's experience in the CBA came as an assistant coach/director of player development under former NBA veteran Joe Wolf with the Idaho Stampede during the 2005-06 season. The following season, Terpstra worked on a part-time basis with the coaching staff of the Colorado 14ers who would go on to win the Western Division championship before falling to the Dakota Wizards in the D-League championship.

Prior to his time with the Stampede and 14ers, Terpstra served as head coach at his alma mater, Northwest Nazarene University, in Nampa, Idaho during the 2004-05 season. While there, Terpstra accumulated a 17-10 record, which was the best record in school history at the Division II level. Terpstra also served as the head coach of California State Stanislaus from 2000-03, where he led the Warriors to a 41-39 record over his three year stint in Turlock. During a three-year stint as the head coach of Modesto Junior College from 1997-00, Terpstra compiled a 60-36 record, including a school record 27 wins during the 1999-00 season.

Before earning his Masters Degree in Sports Science from the University of Pacific in May 1996, Terpstra was responsible for the development of the team's big men as an assistant coach for the Tigers men's basketball program from 1994-95. Terpstra started his coaching career with Ripon Christian High School, where he won three California state championships, two as a head coach (1992, 1994) and one as an assistant (1988).

Following his college playing career at Northwest Nazarene where he was team MVP in his junior and senior seasons, Terpstra played professionally in Turkey and England.



DARKO RAJAKOVIC
ASSISTANT COACH

Darko Rajakovic (RYE-ahk-oe-vich) enters his third season with the Oklahoma City Thunder organization and first as assistant coach. A Serbian native, Rajakovic spent the past two seasons as head coach of the Tulsa 66ers and was the first head coach born outside of North America in NBA D-League history. The 35-year-old boasts a diverse coaching background with an emphasis in player development.

Rajakovic holds a career NBA D-League record of 51-49. During his two seasons with the 66ers, Tulsa has been assigned seven players from Oklahoma City a total of 50 times (the most in the league during that stretch).

Rajakovic has also seen five of his 66ers players receive NBA GATORADE Call-Ups to the NBA, including four to the Thunder (Grant Jerrett, Daniel Orton, Mustafa Shakur and Reggie Williams). He coached 11 Tulsa players over the past two years who were on an NBA roster in the 2013-14 season.

Prior to joining the 66ers, Rajakovic had spent the previous three years as the head coach of Espacio Torrelodones of the Spanish EBA League.

Rajakovic began his coaching career at 16 years old with BC Borac Cacak in Cacak, Serbia where he coached the club to two national tournaments.

Rajakovic received a basketball coaching degree from the Belgrade Basketball Academy in 2004 and a degree in sports management from BK University in Belgrade in 2006.



ADAM HARRINGTON
SHOOTING COACH

The 2014-15 season marks Harrington's first season with the Oklahoma City Thunder. In his role as shooting coach, Harrington will assist the Thunder coaching and player development staffs.

Harrington joins the Thunder after spending the last several years building Aspire Basketball Training, a curriculum based company specializing in individual shooting technique and physical balance.

Harrington has enjoyed a diverse basketball background. He played his first collegiate season at North Carolina State University before transferring and playing his next two seasons at Auburn University. After his junior season at Auburn, Harrington began his professional playing career. Harrington spent one season in the NBA (2002-03) playing for the Cavaliers, Mavericks, and Nuggets. Beginning with the 2003-04 season, Harrington spent the next seven seasons playing overseas in various professional leagues in Europe and Asia. Harrington's playing career also included a stint with the Tulsa 66ers during the 2007-2008 season.



VIN BHAVNANI
MANAGER OF ADVANCED SCOUTING/PLAYER DEVELOPMENT

Vin Bhavnani enters his seventh season with Oklahoma City and his fifth as Manager of Advanced Scouting/Player Development. Bhavnani spent the previous two years serving as the team's Video Coordinator. Prior to joining the Thunder, Bhavnani spent two seasons with the San Antonio Spurs as the Assistant Video Coordinator. He started his NBA career with the Los Angeles Clippers as an intern in the video department in 2004.

Prior to joining the Clippers, Bhavnani spent one season as an assistant coach for the women's basketball team at Santa Monica Junior College. The Los Angeles, California native is a 2003 graduate of the University of Southern California.



PAUL RIVERS
DIRECTOR OF BASKETBALL OPERATIONS

Paul Rivers enters his eighth season with the Oklahoma City Thunder and his third as the team's Director of Basketball Operations. Prior to assuming his elevated position with the Thunder, Rivers spent the previous three seasons with the club serving as Director of Basketball Administration & Technology.

In his current role with the team, Rivers works closely with various facets of the front office and basketball operations while over seeing both long term and day to day initiatives for the club. Rivers also oversees all aspects of the Thunder technology program and works closely with the Thunder coaching staff and leadership team to keep the organization on the cutting edge of technological advances.

The Bloomfield Hills, MI. native was an integral part of the design and construction of the new Integris Health Thunder Development Center in Northeast Oklahoma City. Rivers oversaw the layout design and overall construction of the facility on behalf of the Thunder organization.

Rivers served as a video coordinator with the Detroit Pistons from 2005-07, assisting the coaching staff during practices and games while also handling all of the club's video operations and footage.

Rivers began his NBA career with the San Antonio Spurs as a video coordinator during the 2004-05 season. Prior to joining the Spurs, he spent two years at Michigan State University. Rivers served as video coordinator under head coach Tom Izzo and the men's basketball team in 2003-04, and for the Spartans' women's basketball team during the 2002-03 season.



WILL DAWKINS
DIRECTOR OF COLLEGE PLAYER PERSONNEL

Will Dawkins begins his seventh year with the Thunder organization and his third as the team's Director of College Player Personnel. Dawkins first joined the Thunder as a front office intern in the summer of 2008 and has since served as assistant video coordinator and scouting coordinator before assuming his current position. In his current capacity, Dawkins is responsible for overseeing the college and international scouting departments in preparation for the NBA draft.

A native of Springfield, MA Dawkins led the High School of Commerce to the Division I State Championship, while earning the honor of Western Massachusetts Player of the Year. He went on to graduate from Emerson College with a degree in Broadcast Journalism. While at Emerson he served as captain of the men's basketball team and became a two time Arthur Ashe Sports Scholar.

Dawkins and his wife, Tara currently reside in Edmond.



DR. DONNIE STRACK
DIRECTOR OF MEDICAL SERVICES

Dr. Strack begins his seventh season in Oklahoma City as the Director of Medical Services. He is responsible for leading the medical staff in providing comprehensive, evidence-based services for Thunder players through innovation, research, and integration of multiple health care professionals.

From 2005-2008, Dr. Strack was in private practice as a physical therapist at Orthopaedic Physical Therapy Services in Wellesley Hills, Mass. Dr. Strack graduated with a Doctor of Physical Therapy degree from the University of Indianapolis in 2005. He earned his undergraduate degree from the University of Indianapolis in 2002 and was awarded the Athletic Training Department Performance Award that same year.

Dr. Strack's first role with an NBA team came in the sixth grade as a ball-boy for the Indiana Pacers. He later served as a Graduate Assistant athletic trainer for the Indiana Pacers from 2002-2005. Dr. Strack also served as an athletic trainer during the 2002 World Basketball Championships in Indianapolis and the RCA Tennis Championships in 2001 and 2002.

In 2010, Dr. Strack completed his post doctorate fellowship in manual therapy from Regis University. He is board certified in Orthopaedic Physical Therapy (OCS) by the American Board of Physical Therapy Specialties and is a Fellow in the American Academy of Orthopaedic Manual Physical Therapists (FAAOMPT). In addition to being a licensed physical therapist and athletic trainer, he is also a certified strength and conditioning specialist.

Dr. Strack is active in the Oklahoma City community, serving on the Board of Directors for Special CARE, an early intervention and specialized care school serving children with and without special needs. He lives in Edmond with his wife, Sarah, and their 4 children – Ellabeth (7), Anderson (5), Lilajeane (4), and Evaleigh (1).



JOE SHARPE
HEAD ATHLETIC TRAINER

Joe Sharpe enters his seventh season as head athletic trainer for the Thunder. Before joining the Thunder organization, Sharpe spent four seasons as head athletic trainer for the Charlotte Bobcats. Prior to Charlotte, Sharpe was the head strength and conditioning coach/assistant athletic trainer with the Minnesota Timberwolves for two seasons, which included the team's Midwest Division title and run to the Western Conference Finals.

This past summer, Sharpe continued his involvement with USA Basketball where he served as Athletic Trainer for the United States gold medal winning team at the FIBA World Cup in Spain. Sharpe's involvement with USA Basketball dates back to 2002 and includes volunteer service at the Under-18, Under-19, and men's national team levels. During his tenure with the men's national team, Sharpe served on staff for one Olympic gold medal and two gold medals at the FIBA World championships.

During the summer of 2012, Sharpe worked as an Athletic Trainer for the gold medal winning men's USA Basketball Olympic team. In London, Sharpe joined Thunder players Kevin Durant and Russell Westbrook as the United States team went a perfect 8-0 en route to the gold medal.

In 2007, Sharpe participated in the NBA's Basketball Without Borders camp held in Johannesburg, South Africa.

Sharpe was previously the head basketball athletic trainer at the University of Connecticut during a nine-year stint with the Huskies that included its 1999 NCAA Championship season.

Joe and his wife, Jennifer, have two children, Joseph and Jayme.



DWIGHT DAUB
DIRECTOR OF ATHLETIC PERFORMANCE MS, CSCS, PES, CES

Dwight Daub enters his 18th season with the Thunder and his 15th as Director of Athletic Performance. During his first three seasons with the team, he held the title of strength and conditioning coach.

Daub is responsible for the development and implementation of strength, conditioning and nutritional programs for all Thunder players. Daub helps each player establish a personalized diet and training regimen and assists them with injury rehabilitation. He also arranges offseason training programs and monitors each player's physical progress between seasons.

Following the 2008-09 NBA season, Daub was named co-recipient of the Strength and Conditioning Coach of the Year award presented by the NBASCA (National Basketball Association Strength and Conditioning Association).

A 1979 graduate of the University of Evansville (Ind.) with a degree in physical education, Daub also received his master's degree in exercise sports science from Eastern Illinois in 1985.



JASON RANNE
DIRECTOR OF STRATEGIC PLANNING

Jason Ranne is the Director of Strategic Planning for the Oklahoma City Thunder. In this role, he is responsible for various strategic transactions and long-term planning initiatives, including with respect to team payroll, player acquisitions, amateur draft execution, salary cap management, international resource development, and operational best practices.

Prior to joining the Thunder in March 2013, Jason spent six years with Wasserman Media Group, a sports agency and media company. Jason started as Wasserman's Associate Counsel and most recently served as its Senior Vice President of Team Sports. In this position, Jason oversaw the operational, legal and strategic planning aspects of Wasserman's basketball, baseball and football groups as well as the athlete marketing, public relations, and digital media divisions related to those sports. Jason also represented numerous NBA and international basketball players along with a small group of broadcasters, team executives, and coaches during his time with the agency.

Ranne earned his bachelor's degree in political science from the University of Arizona and his law degree from the University of Minnesota. Ranne was a four year member of the basketball team at the University of Arizona, including serving as its team captain during his senior year.

A native of Tulsa, Oklahoma, Ranne and his wife, Katie have a two-year-old son, Andrew.



MARC ST. YVES
DIRECTOR OF TEAM OPERATIONS

Marc St. Yves enters his 36th season with the club and his seventh year as the Director of Team Operations. St. Yves previously held the title of equipment manager for 25 years before being promoted in the summer of 2008.

St. Yves is responsible for all team operations including travel, equipment and team events. St. Yves travels fulltime with the team and is responsible for all of the club's logistical needs while on the road. He started his association with the Thunder organization as a 13-year-old ball boy during the team's 1979-80 season in Seattle. Five years later, he was named assistant equipment manager and became the franchise's primary equipment manager in 1985.

Marc and his wife, Karie, have one son Skylar (25). St. Yves hobbies include fly fishing, golf and outdoor pursuits.



MATT TUMBLESON
DIRECTOR OF BASKETBALL COMMUNICATIONS

Matt Tumbleson begins his fourth season as the Thunder's Director of Basketball Communications. Tumbleson and the Basketball Communications staff are responsible for promoting the endeavors of the Thunder players, coaches and front office staff both on and off the court. He is also responsible for managing the day-to-day requests from local, national and international media.

Prior to joining the Thunder, Tumbleson served three-plus years as the primary media contact for the Memphis Grizzlies for all business operations, FedExForum and team content away from the court. During the 2010-11 season, Tumbleson took over all team on-court communications initiatives in addition to his previous responsibilities as the Senior Manager of Communications and Publications. Before his stint in Memphis, the Illinois native worked on the team side of communications for the New Jersey Nets and San Antonio Spurs. During the 2005-06 season, Tumbleson worked for both the Spurs media relations and basketball operations department.

Matt resides in Edmond with his wife, Christina and two children, Teddy and Audrey.



THUNDER BASKETBALL OPERATIONS STAFF



DAVE BLISS
VIDEO ANALYST / PLAYER
DEVELOPMENT



MICHAEL CHATMAN
DIRECTOR OF TEAM SECURITY



JESSE GOULD
DIRECTOR OF BASKETBALL
RESEARCH & ANALYTICS



AMANDA GREEN
BASKETBALL OPERATIONS COORDINATOR/
LEGAL & ADMINISTRATION



DAVID HOWARTH
ATHLETIC PERFORMANCE
COORDINATOR



TONY KATZENMEIER
MEDICAL RESEARCH COORDINATOR



RYAN LAMBERT
COLLEGE SCOUT



AYANA LAWSON
DIRECTOR OF PLAYER APPEARANCES
AND SERVICES



BRANDON MILLER
COLLEGE SCOUT



SEBASTIAN PRUITI
VIDEO ANALYST / PERSONNEL



JUDY RIDDLE
TEAM TRAVEL COORDINATOR



STEVE SCALZI
VIDEO ANALYST



JOHNNY SHULTS
FACILITY OPERATIONS MANAGER



MARK SIMPSON
APPLIED SPORT SCIENTIST



WYNN SULLIVAN
BASKETBALL DATA ANALYST



WILSON TAYLOR
MANAGER OF TEAM OPERATIONS



MIKE WILKS
PRO SCOUT



OLIVER WINTERBONE
BASKETBALL INFORMATION ANALYST



GLENN WONG
ASSISTANT TO THE EXECUTIVE VICE
PRESIDENT AND GENERAL MANAGER



The Oklahoma City Thunder's NBA D-League affiliate, the Oklahoma City Blue, will begin its first season in the state's capital. Originally purchased in 2008 by the Professional Basketball Club, LLC, the Thunder's D-League affiliate has played the last six seasons as the Tulsa 66ers before being relocated to Oklahoma City in 2014.

The Thunder has displayed a strong history of utilizing its D-League affiliate and developing both players and staff. Since Oklahoma City entered a single-affiliate relationship before the 2008-09 season, the Thunder has assigned a player to its affiliate 63 times - the most assignments by an NBA team during that span. Fourteen different Thunder players have been assigned in the past six seasons.

Oklahoma City has been active in "calling up" players from its D-League affiliate. The Thunder has called up a player from its affiliate on 10 occasions since 2008 - the most call-ups between affiliated teams in that stretch.

The Thunder has also utilized its D-League team to develop NBA coaches and other staff members. The past three coaches of the Thunder's D-League affiliate have received "call-ups" to the NBA coaching ranks. Darko Rajakovic (2012-14) is an assistant coach with Oklahoma City and Dale Osbourne (2011-12) and Nate Tibbets (2009-11) are both assistants with Portland.

Last season, Thunder guard Andre Roberson was assigned to the Tulsa 66ers eight times, averaging 15.9 points, 9.6 rebounds, 1.6 assists, 2.5 steals and 1.3 blocks in 31.6 minutes in 17 games (all starts). The Thunder also worked in developing non-Thunder-roster players through its affiliate, with Mustafa Shakur and Reggie Williams each receiving 10-day contracts with OKC and Grant Jerrett signing with the Thunder following the 2013-14 D-League season.

The Blue will play its inaugural season in Oklahoma City at the Cox Convention Center.



MARK DAIGNEAULT

HEAD COACH

Mark Daigneault (DAYG-nalt) is in his first season as head coach of the Oklahoma City Blue. Daigneault comes to Oklahoma City after spending the past four years working under Billy Donovan at the University of Florida, where he most recently held the position of assistant to the head coach.

Throughout his tenure at Florida, the Gators compiled a record of 120-30 (.800), won three SEC titles and advanced to the Elite Eight each year. In his final season with UF (2013-14), the Gators became the first SEC team to go 18-0 in conference play and went on to win the SEC Championship and advance to the Final Four.

Prior to his time at Florida, Daigneault spent three seasons as an assistant coach at Holy Cross. During Daigneault's tenure, the Crusaders went 21-21 (.500) in conference play and finished as runner-up of the Patriot League Championship in 2008-09.

A 2007 graduate of the University of Connecticut, Daigneault served as a student manager with the Huskies under Jim Calhoun from 2003-07. While at UCONN, the Huskies won the 2004 NCAA Championship and claimed three Big East titles, posting a combined record of 103-32 (.763).

A native of Leominster, Mass., Daigneault holds a master's degree in sports management from the University of Florida.



BRANDON BARNETT

DIRECTOR OF MINOR LEAGUE OPERATIONS/PRO SCOUT

Brandon Barnett begins his seventh season with the Thunder organization. Barnett oversees the D-League operations for the Blue, including scouting talent, player contracts and working to execute the Thunder system at the D-League level. In 2012, Barnett was also named a pro scout by Oklahoma City, scouting NBA games for the Thunder basketball operations staff in addition to his duties with the Blue.

Barnett joined the organization after working for the NBA League office in New York City for the previous five years. While with the league office, Barnett served most recently as Senior Coordinator of Basketball Operations for the NBA Development League. He joined the D-League during the 2004-05 season as an intern and quickly solidified his value to the Basketball Operations department. Barnett's role in the D-League, among other things, involved evaluating, recruiting and signing players for the league.

A native of Shaker Heights, Ohio, Barnett graduated cum laude from Emerson College in Boston, Mass., in 2003, with a Bachelor's degree in Broadcast Journalism.



BLUE BASKETBALL SUPPORT STAFF



PHILLIP BECKNER
ASSISTANT COACH



ROYAL IVEY
ASSISTANT COACH



DREW JONES III
ASSISTANT COACH



BEN COLDAGELLI
MANAGER OF PUBLIC RELATIONS



SEBASTIEN POIRIER
MINOR LEAGUE ATHLETIC TRAINER



KURTIS RAYFIELD
MINOR LEAGUE ATHLETIC
PERFORMANCE COORDINATOR


BLUE BUSINESS SUPPORT STAFF



ADE AMUDA
MARKETING & EVENTS
COORDINATOR, DEVELOPMENT TEAM



JOHN KARLISH
ACCOUNT EXECUTIVE,
DEVELOPMENT TEAM SALES



TAYLOR MASK
ACCOUNT EXECUTIVE,
DEVELOPMENT TEAM SALES



MICHELLE MATTHEWS
MANAGER, DEVELOPMENT TEAM
SALES & RETENTION



ELIOT ROWLAND
ACCOUNT EXECUTIVE,
DEVELOPMENT TEAM SALES



CLAY SHEWEY
ACCOUNT EXECUTIVE,
DEVELOPMENT TEAM SALES



2014-15 NBA DEVELOPMENT LEAGUE DIRECTORY



NBA D-League Office

Olympic Tower, 645 5th Avenue; New York, NY 10022
Media Relations Contact: Joanna Shapiro
(jshapiro@nba.com)

Austin Spurs

12885 N. Highway 183, Suite 207; Austin, TX 78750
Tel: (512) 236-8333; Fax: (512) 236-8444
Arena: Cedar Park Center
Media Relations Contact: Perri Travillion
(ptravillion@austinspurs.com)
NBA Affiliation: San Antonio

Bakersfield Jam

1400 Norris Road; Bakersfield, CA 93308
Tel: (661) 615-6550; Fax: (661) 615-6555
Arena: Dignity Health Event Center
Media Relations Contact: William Aquije
(william@bakersfieldjam.com)
NBA Affiliations: Phoenix

Canton Charge

1101 Market Avenue North; Canton, OH 44702
Tel: (330) 489-1701; Fax: (330) 489-1703
Arena: Canton Memorial Civic Center
Media Relations Contact: Sean Wyatt
(swyatt@cantoncharge.com)
NBA Affiliation: Cleveland

Delaware 87ers

300 Martin Luther King Blvd, Suite 200;
Wilmington, DE 19801
Tel: (302) 504-7587; Fax: TBD
Arena: Bob Carpenter Sports/Convocation Center
Media Relations Contact: TBD
NBA Affiliation: Philadelphia

Erie BayHawks

110 East 8th Street; Erie, PA 16501
Tel: (814) 790-5600; Fax: (814) 790-5608
Arena: Erie Insurance Arena
Media Relations Contact: Kevin Hagerty
(kevin.hagerty@nbaerie.com)
NBA Affiliation: Orlando

Fort Wayne Mad Ants

1910 St. Joe Center Rd, Suite 61; Fort Wayne, IN 46825
Tel: (260) 469-4667; Fax: (260) 469-4674
Arena: Allen County War Memorial Coliseum
Media Relations Contact: Audrey Siebrase
(audrey@fortwaynehoops.com)
NBA Affiliations: Atlanta, Brooklyn, Charlotte, Chicago, Denver, Indiana,
L.A. Clippers, Milwaukee, Minnesota, New Orleans, Portland, Toronto,
Washington

Grand Rapids Drive

40 Monroe Center NW, Ste. 11,
Grand Rapids, MI 49503
Tel: TBD
Arena: The DeltaPlex
Media Relations Contact: Sarah Parfet Jbara
(spj@ssjgroupinc.com)
NBA Affiliation: Detroit

Idaho Stampede

233 South Capitol Blvd., Suite 100; Boise, ID 83702
Tel: (208) 388-4667; Fax: (208) 388-3845
Arena: CenturyLink Arena
Media Relations Contact: Ty Carter
(ty@idahostampede.com)
NBA Affiliation: Utah

Iowa Energy

730 3rd Street, Des Moines, Iowa 50309
Tel: (515) 564-8550; Fax: (515) 564-8551
Arena: Wells Fargo Arena
Media Relations Contact: Mike Leighton
(rburrell@iowanba.com, mleighton@iowanba.com)
NBA Affiliations: Memphis

Los Angeles D-Fenders

555 North Nash Street; El Segundo, CA 90245
Tel: (310) 426-6000; Fax: (310) 426-6031
Arena: Toyota Sports Center
Media Relations Contact: TBD
NBA Affiliation: Los Angeles Lakers

Maine Red Claws

413 Congress Street; Portland, ME 04101
Tel: 207-210-6655; Fax: 207-210-6659
Arena: Portland Exposition Building
Media Relations Contact: Will McClaran
(wmccclaran@maineredclaws.com)
NBA Affiliation: Boston

Oklahoma City Blue

208 Thunder Drive, Oklahoma City, OK 73102
Tel: (918) 208-4800; Fax: (918) 429-7900
Arena: Cox Convention Center
Media Relations Contact: Ben Coldagelli
(bcoldagelli@thunder-nba.com)
NBA Affiliation: Oklahoma City

Reno BigHorns

9393 Gateway Drive, Suite BH; Reno, NV 89511
Tel: (775) 284-2622; Fax: (775) 853-1601
Arena: Reno Events Center
Media Relations Contact: Kyle Jones (kjones@renobighorns.com)
NBA Affiliation: Sacramento

Rio Grande Valley Vipers

4500 North 10th Street, Suite 315; McAllen, TX 78504
Tel: (956) 972-1144; Fax: (956) 972-1150
Arena: State Farm Arena
Media Relations Contact: Rebecca Sweat
(rsweat@rgvipers.com)
NBA Affiliation: Houston

Santa Cruz Warriors

903 Pacific Avenue, Suite 101; Santa Cruz, CA 95060
Tel: (831) 731-4396; Fax: (831) 466-3201
Arena: Kaiser Permanente Arena
Media Relations Contact: TBD
NBA Affiliation: Golden State

Sioux Falls Skyforce

2131 South Minnesota Ave; Sioux Falls, SD 57105
Tel: (605) 332-0605; Fax: (605) 332-2305
Arena: Sanford Pentagon
Media Relations Contact: Joe Millar
(joe@skyforceonline.com)
NBA Affiliation: Miami

Texas Legends

2601 Avenue of the Stars, Suite 300; Frisco, TX 75034
Tel: (214) 469-0822; Fax: (214) 469-0823
Arena: Dr. Pepper Arena
Media Relations Contact: Britney Wynn
(bwynn@texlegends.com)
NBA Affiliation: Dallas

Westchester Knicks

198 Central Avenue, White Plains, NY 10606
Tel: (914) 559-6870
Arena: Westchester County Center
Media Relations Contact: Katie Hatch (Katie.hatch@msg.com)
NBA Affiliation: New York



NBA Cares is the league's global social responsibility program that builds on the NBA's mission of addressing important social issues in the United States and around the world. Through this program, the NBA, its teams and players have donated more than \$237 million to charity, completed more than 3 million hours of hands-on community service, and created more than 895 places where kids and families can live, learn, or play, in 25 countries and territories on five continents. NBA Cares works with internationally recognized youth-serving programs that support education, youth and family development, and health-related causes, including: Ka-BOOM!, Special Olympics, YMCA, Boys and Girls Clubs of America, UNICEF, the Make-A-Wish Foundation, Share Our Strength and GLAAD.



Through about 20 annual and ongoing Thunder Cares community programs and additional outreach efforts, the Thunder directly impacts individuals and organizations throughout the state every day of the year. In all, our organization – including players, coaches and staff – has worked with more than 500 community partners since the team started in 2008, benefiting countless individuals. From schools to shelters, from building homes to honoring heroes, the team's impact on the community is as diverse

as our community itself, with one common thread running through all that we do: our fans. Since arriving in Oklahoma City, Thunder players have made nearly 1,500 community appearance in and around Oklahoma City.

You can find more information on our Thunder Cares programs, such as the Rolling Thunder Book Bus, Thunder Fit clinics and Thunder Youth Basketball camps, under the Community tab at Thunder.NBA.com.





UNIFORMS AND OFFICIAL MARKS




PRIMARY LOGO

OKLAHOMA CITY THUNDER Official Colors			
Thunder Blue	Pantone 285C	89c/43m	125g/195b
Thunder Red	Pantone 1788C	84m/88y	240r/81g/51b
Thunder Yellow	Pantone 1235C	29m/91y	253r/187g/48b
Thunder Dk. Blue	Pantone 282C	100c/68m/54k	45g/98b

UNIFORMS

HOME UNIFORM



ROAD UNIFORM



ALTERNATE UNIFORM



RUMBLE

THE BISON

POSITION: MASCOT HEIGHT: 6-7 WITH HORNS

BIRTHDATE

Unknown

BIRTHPLACE

Arbuckle Mountains

DEBUT

02/12/2009

TALENTS/SKILLS

Drums, still walking, mini-trampoline dunking, juggling, unicycle, inline skating, belaying

APPEARANCES

Since debut, over 1,500 community appearances

AWARDS

2009 NBA Mascot of the Year (voted by NBA Mascots)

RUMBLE'S STORY:

For hundreds of years the tale has been told around Native American campfires. A great herd of American bison was lost in the Arbuckle Mountains during a ferocious storm – the kind only Oklahoma can produce.

Hail fell and tornadoes spun all around the herd as they stampeded, trying to find their way down to the safety of the plains.

One lone bison stayed behind as he helped each of his friends escape down a treacherous ravine. Once all of his friends were safe he began his descent only to find his way blocked by fallen boulders.

Lost, he climbed to the tallest peak; left to face the storm alone and searching for a way down the mountain, he was struck by a bolt of lightning.

The bolt did not destroy him, but, by the power of the god of thunder, changed him. Suddenly, he walked on two legs like a man. He possessed amazing strength and agility – he could jump higher, run faster, think more clearly than any beast.

But because he was no longer just a bison – and yet not a man – he was alone.

With many sightings, the legend grew through the years, of a mighty bison, with remarkable powers, roaming the hills alone.

Not until a group of men who carried similar powers came to Oklahoma City did he find somewhere he belonged. These men also possessed the power to jump higher, run faster, and perform acrobatic dunks more spectacular than anyone in the land. They too carried the roar of Thunder every time they took to the court.


So he joined their team. And the new legend of Rumble was born.



For Rumble appearances, please call 405.208.4800 or go to RumbleTheBison.com.



CHESAPEAKE ENERGY ARENA



CHESAPEAKE ENERGY ARENA

Home to the NBA's Oklahoma City Thunder, Chesapeake Energy Arena also plays host to major concerts, family shows, sporting events and the latest in show-stopping entertainment. While it is managed by SMG, Chesapeake Energy Arena is owned by the City of Oklahoma City and was the premier project of its visionary capital improvement program (MAPS) to finance new and upgraded sports, entertainment, cultural and convention facilities with a one-cent sales tax.

IMPROVEMENTS

Oklahoma City voters overwhelmingly approved a one-cent sales tax in 2008 to fund major upgrades to Chesapeake Energy Arena. A series of renovations to the facility were completed in 2013. Upgrades include new state-of-the-art digital signage, a grand entrance, renovated concourses, new concession and restaurant options, team offices and a kids zone.

LOCATION

Located near two major interstates, Chesapeake Energy Arena sits in the heart of a downtown renaissance, just

steps away from the Cox Convention Center, as well as hotels, restaurants and entertainment venues in downtown Oklahoma City and Bricktown.

SEATING CAPACITIES

As a multi-purpose sports and entertainment facility, Chesapeake Energy Arena offers a variety of seating configurations with capacities ranging from less than 4,000 to over 18,000. The spacious 586,000-square-foot arena seats up to:

Basketball:	18,203
Concert (360-degree):	16,591
Concert (180-degree):	11,555
Concert (Theatre Style):	3,613

Accessible seats are available on each level of Chesapeake Energy Arena. The arena has a permanent ice floor, portable insulated flooring system, portable basketball floor and portable arena-football turf to accommodate diverse event configurations. Chesapeake Energy Arena also offers an arena curtaining system with rigging capabilities for maximum flexibility.

CHESAPEAKE ENERGY ARENA



LUXURY SUITES

Suite members enjoy an elevated view of the action and elite privileges from the comfort of a private suite. Suite members enjoy a personal suite attendant for in-suite food and beverage service, perfect for private dining and entertaining guests.

TERRACE SUITES

Our Terrace Suites serve as an outstanding destination for the best in entertainment, networking, amenities and service. Perched "above the rim" atop Chesapeake Energy Arena's north and south baseline sections, Terrace Suites offer unparalleled luxury and astounding proximity to the sights, sounds and thrills generated from the action on the floor.

CLUB SEATS

Club Level members enjoy an elevated view of the action, elite privileges and many conveniences offered by our premier facility. These members have exclusive access to the Club Level and its premium restaurants and bars, which are perfect for dining, entertaining and mingling with other Club guests.

TRI-STATE INDUSTRIAL GROUP LOUNGE

The Tri-State Lounge serves as a top-notch place for Club Level guests to enjoy heartfelt hospitality, attention to detail and award-winning cuisine. The menu has been designed with the flair of a contemporary American restaurant, while showcasing a variety of items to choose from. Guests can also enjoy the new bar area, featuring cutting-edge digital video boards and high-end furnishings. The full-service bar offers beer, wine and specialty cocktails.

THE COMMONS

The renovated THE COMMONS features a dynamic central bar, upscale bar seating and fresh food options for fans on the Cox Club Level. The space connects the Grand Entrance to the Club Level on the south side of the arena.

COURTSIDE CLUBS AND IN-SEAT SERVICE

Courtside members experience the game in the closest and most personal way possible. Besides their unparalleled proximity to the court, courtside memberships come with exclusive access to premium courtside clubs, behind-the-scenes views of the action and other exclusive privileges.

THUNDER BOX

Located above Section 305, the Thunder Box offers a unique way to experience events at Chesapeake Energy Arena, perfect for company outings or other group events. With sightlines above all other seats in the arena, this location provides a private, all-inclusive environment, complete with added comfort and amenities not available in other locations.

SKY BOXES

Sky Boxes are private suites located above the 300 level, offering a view of every area of the inner bowl. Sky Boxes are available for rent every game night and provide an exclusive area for smaller groups to gather.

OLD NO. 7 CLUB

The Jack Daniel's Old No. 7 Club has transformed into a downtown destination for every event at the Chesapeake Energy Arena. Guests at this upscale urban bar can enjoy a fun and energetic atmosphere, which transforms from a contemporary bar during game nights to an intimate postgame club. Top-shelf cocktails and premium beer are served alongside an updated menu of light appetizers to compliment each guest's beverage of choice.

CENTER COURT GRILL

The Center Court Grill is the largest restaurant in the arena open to all fans attending Thunder games. Located on the southwest side of Chesapeake Energy Arena and just inside the Grand Entrance, Center Court Grill is open on all Thunder game nights. For reservations, fans can call 405.601.4459.

CONCESSION STANDS

Chesapeake Energy Arena features numerous concession stands and specialty vendors throughout the facility, offering guests a wide variety of food and beverage choices.

SCOREBOARD

The scoreboard features a total of 10 full-motion video panels. This will provide fans with a significantly enhanced video and graphics presentation. The new 10 mm video panels are almost three times the size of the main screens on the previous 12 mm scoreboard. The board also includes an LED ring to display video and text.

PRESS FACILITIES

Media facilities include courtside seating and a working press area, as well as interview areas, dining areas and provisions for TV broadcast.

LOCKER ROOMS

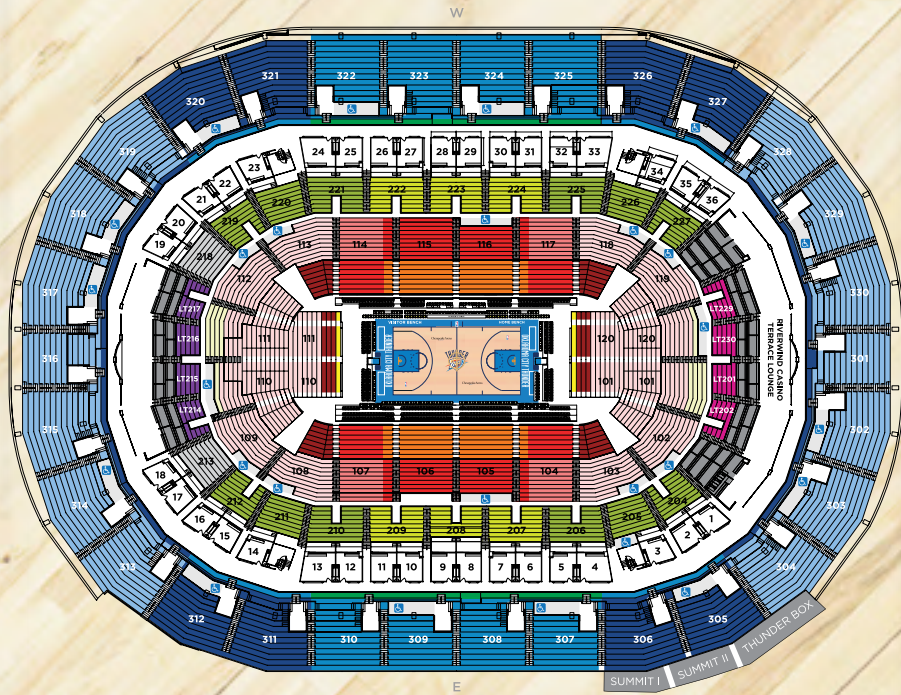
Chesapeake Energy Arena features four locker rooms, including one for the Oklahoma City Thunder and one for visiting NBA teams.

BOX OFFICE

Chesapeake Energy Arena has a full-service box office located near the northeast entrance. For your convenience, the box office is open Monday through Friday from 10 a.m. to 6 p.m. Evening, weekend and holiday hours vary according to the Chesapeake Energy Arena event schedule. For further information or to purchase tickets online, please visit chesapeakearena.com.



CHESAPEAKE ENERGY ARENA TICKET MAP



For season or group ticket information, call the Thunder office at 405.208.4800.
For single game tickets, call Ticketmaster at 405.235.8288 or log on to THUNDER.NBA.COM.

CHESAPEAKE ENERGY ARENA FACTS AND FIGURES

- CHESAPEAKE ENERGY ARENA OWNERSHIPChesapeake Energy Arena is owned by the City of Oklahoma City and managed by SMG, which is headquartered in Philadelphia, Pa.
- OPENEDAfter breaking ground in the spring of 1999, construction began on the new downtown arena funded by MAPS, Oklahoma City's visionary capital improvement program designed to finance new and upgraded sports, entertainment, cultural and convention facilities with a one-cent sales tax. Doors opened June 8, 2002.
- FIRST NBA GAMENew Orleans Hornets vs. Sacramento Kings, Nov. 1, 2005.
- SEATING CAPACITY FOR THUNDER GAMES18,203
- LOCATIONLocated near two major interstates, Chesapeake Energy Arena sits in the heart of a downtown renaissance, just steps away from the Cox Convention Center.
- BOX OFFICE.....Chesapeake Energy Arena has a full-service box office located near the northeast entrance.
- ADDRESS100 W. Reno Ave. • OKC, OK 73102
- PHONE.....405.602.8700



DANNY BARTH
EXECUTIVE VICE PRESIDENT,
CHIEF ADMINISTRATIVE OFFICER



2014-15 marks the 17th season for Danny Barth as an executive in the National Basketball Association. At the beginning of the 2008-09 season he was named Executive Vice President, Chief Administrative Officer overseeing all aspects of the Thunder's business operations including sales, marketing, community relations, finance, and human resources.

Barth was responsible for the oversight of construction and remodeling of Chesapeake Energy Arena, with the objective of providing an arena that meets NBA standards as well as a first class guest experience. The new design emphasized new hospitality areas throughout the arena, enhanced fan amenities, suite upgrades, and modernized common areas and concourses.

Barth continues to emphasize guest care, an engaging NBA experience, and community leadership as the driving forces in building the Thunder brand throughout Oklahoma State.

Under Barth's leadership, the team's fan-centric approach, integration into the community, innovation in business practices and use of technology have resulted in strong fan, corporate and community support throughout the state with the Thunder being recognized by various organizations including; Sports Business Journal (Sports Franchise of the Year 2013), ESPN The Magazine (Ultimate Team Ranking, Best Sports Franchise of 2012) and the 2012 Make a Wish America (Sports Team of the Year).

Previously, Barth served as the team's interim President & Chief Executive Officer for two seasons with the Seattle Sonics, six seasons as the team's Chief Financial Officer, and began his sports career as the Vice President and Controller for the team.

Barth began his career with Price Waterhouse, LLC, where he spent six years in the audit division at the corporation's Seattle and New York offices, specializing in retail and investment banking.

A graduate of Seattle University, Barth resides with his wife Julie and two sons in Edmond, Oklahoma.



BRIAN M. BYRNES
SENIOR VICE PRESIDENT, SALES AND MARKETING

Brian Byrnes joined the Thunder organization in April 2005, and developed and executed the strategic sales and marketing efforts to launch business operations in Oklahoma City in 2008. Byrnes' current responsibilities include oversight of ticket sales, retention and operations; luxury suite sales and hospitality; marketing and communications strategies such as brand management, advertising, promotions, graphic design, digital media, e-commerce and event presentation.

Capitalizing on the unique platform of being Oklahoma's first permanent major-league sports team, Byrnes has led the development of unique programming to extend the Thunder brand throughout the state. Love's Loud City has become a destination of pride for the loudest fans in the NBA, while the Devon Thunder Kids Club enjoys

one of the most popular memberships in the league. Off the court, programs such as the Blue Alliance, Kia Thunder Rewards Zone, Thunder Alley and the Rolling Thunder Book Bus serve to unite the community in the Thunder experience.

Previously, Byrnes served as executive vice president of business operations for the NHL's Phoenix Coyotes, guiding the organization through a rebranding that included a new corporate identity, logos and team uniforms. Prior to joining the Coyotes, Byrnes built nearly 10 years of experience with the NHL's Dallas Stars and MLB's Texas Rangers.

Byrnes is actively involved in the Thunder Cares Foundation, Allied Arts, Leadership Oklahoma City, the National Sports Forum and the Greater Oklahoma City Sports Consortium. A graduate of St. Mary's University in San Antonio, Byrnes and his wife Ashley reside with their three children in Edmond.



PETE WINEMILLER
SENIOR VICE PRESIDENT, GUEST RELATIONS

An NBA franchise executive since 1995, Pete Winemiller currently serves as senior vice president of Guest Relations for the Thunder.

Winemiller is charged with creating repeat customers in a business environment where you cannot control the level of success on the basketball court (the purchased product), but you can control what happens in the stands (the customer experience).

In 2008 Winemiller and his staff led the implementation of a results-producing customer service program leading into the inaugural season for the Thunder, during what former NBA Commissioner David Stern called "the most compressed beginning ever in professional sports."

The Thunder was recognized in 2014 by the Customer Experience Professionals Association as a winner of its CX Innovation Award, which recognizes organizations implementing new practices that improve customer experience, resulting in strong business impact. The Thunder has previously been honored by the American Business Awards as Front-Line Customer Service Team of the Year in 2012 and as a Gold Award winner in the Customer Experience Excellence category of the Gartner & 1to1 Media CRM Excellence Awards.

Winemiller has been a keynote speaker and featured presenter at numerous customer service conferences throughout the country. He has served as adjunct professor at both Arizona State University and the University of Washington, sharing his business perspective with undergraduate students, graduate students and business executives.

Winemiller was selected in 2013 as Chief Customer Officer of the Year by the Chief Customer Officer Council. A graduate of Washington State University, he is an alumnus of the Disney Institute in Orlando, Fla., and the Ritz-Carlton Leadership Center in Chevy Chase, Md. He received his professional certification in Customer Experience Management in 2010.



CHRISTINE BERNEY
VICE PRESIDENT, COMMUNITY RELATIONS

Christine Berney joined the Oklahoma City Thunder in 2008 and currently serves as vice president of Community Relations and executive director of the Thunder Cares Foundation. She is responsible for overseeing the programs and partnerships that help the Thunder make a positive impact on the community.

During her tenure with the Thunder, Berney has worked to position the team as a leader in the Oklahoma City community and as a partner with nonprofits across the state. She oversees the more than 20 ongoing and annual community programs that the Thunder administers, as well as directing the fundraising and day-to-day management of the Thunder Cares Foundation, which supports the team's community-outreach efforts.

Berney's professional background includes public relations and community relations positions in both the corporate and nonprofit sectors. Before joining the Thunder, she served as the manager of public relations for the Greater Oklahoma City Chamber. Prior to that, she was the manager of community relations for Sonic Corporation.

Originally from California, Berney earned her B.A. in English from Oregon State University and her M.F.A. in Creative Writing from the University of Massachusetts at Amherst.





BUSINESS OPERATIONS



TONY DRISCOLL

VICE PRESIDENT, BUSINESS DEVELOPMENT

Tony Driscoll serves the Thunder organization as vice president of Business Development, having joined the team in 2012. He leads the organization's efforts to foster relationships with existing business partners and to expand sponsorship opportunities.

Driscoll previously worked as vice president of sales and business development for the National Hot Rod Association (NHRA), headquartered out of Charlotte for the California-based organization.

Prior to that, he worked in several roles with the International Speedway Corporation (ISC), which owns and/or operates 13 NASCAR racetracks around the country. Over the course of 10 years with ISC, Driscoll rose to the position of senior director of partnership and integrated media sales, where he successfully developed and executed an expansive strategy to cultivate new partners, renew existing sponsorships and integrate sales for numerous media outlets into the organization's corporate sales unit.

Driscoll is a graduate of Eastern Michigan University in Ypsilanti, Mich.



SCOTT LOFT

VICE PRESIDENT, TICKET SALES, RETENTION AND DATABASE OPERATIONS

Scott Loft is an industry veteran with more than 20 years of professional sports leadership experience in the National Football League, National Hockey League and National Basketball Association.

Loft joined the Thunder in 2010 after three seasons with the Miami Dolphins and is responsible for the Thunder's overall strategy and tactics for all ticket sales, retention and database operations including season ticket sales, group ticket sales, executive suites and Club Level memberships.

Loft's sports career started with the NBA's Philadelphia 76ers, where he spent nine seasons, culminating as the director of ticket sales. After his stint with the NBA, Loft became one of the first employees with the NHL's expansion Nashville Predators, where his ticket sales team became the first NHL or NBA franchise to qualify for expansion by selling more than 12,000 season tickets before the NHL franchise was awarded to the city of Nashville.

After five seasons in the NHL, Loft joined the NFL's Jacksonville Jaguars as executive director of ticket sales and marketing. Loft was chosen to be the Jaguars' sole attendee at the inaugural NFL Management Program at Stanford during the 2003 season, and his five years in Jacksonville were highlighted by the local oversight of the ticketing functions for Super Bowl XXXIX, which was played in Jacksonville in 2005. Loft then continued his NFL career with the Miami Dolphins, where he stayed until he joined the Thunder.

Prior to his career in sports, Loft received his undergraduate degree from Ball State University in Muncie, Ind., and his master's degree from Temple University in Philadelphia. Loft currently lives in Edmond with his wife Cathy; their son, Josh, attends the University of Oklahoma.

BUSINESS OPERATIONS



DAN MAHONEY

VICE PRESIDENT, CORPORATE COMMUNICATIONS AND COMMUNITY RELATIONS

Dan Mahoney joined the Oklahoma City Thunder as vice president of Corporate Communications and Community Relations in August 2008. In that role, he oversees the Thunder business public relations efforts, website (Thunder.NBA.com), broadcasting operations and community outreach.

Previously Mahoney served as a public relations consultant for the Professional Basketball Club, LLC and the New Orleans Hornets. From 1995-2003 he was director of communications for Oklahoma Governor Frank Keating. He later worked with Gov. Keating as senior vice president of communications and public affairs at the American Council of Life Insurers in Washington, D.C.

Consulting with Gooden Group of Edmond, Okla., Mahoney coordinated public relations efforts for the Skirvin Hilton Hotel, a historic Oklahoma City landmark which reopened in 2007 after being closed for 18 years. He also assisted the Hornets during their relocation and two-year stay in Oklahoma City from 2005-07.

As director of communications for Gov. Keating, Mahoney was responsible for public information coordination for the State of Oklahoma and the Governor's office. That included public information efforts during the 1995 bombing of the Murrah Federal Building in Oklahoma City. Following that tragedy, he consulted for businesses and other government agencies on crisis communications.

Mahoney spent 18 years in radio and television as a news director, news reporter and sportscaster in Richmond, Va.; Albuquerque, N.M.; and Oklahoma City. He is a native of Philadelphia and attended Virginia Commonwealth University and the University of New Mexico.

Mahoney serves on the board of directors for Ronald McDonald House Charities of Oklahoma City and Calm Waters Center for Children and Families.

He and his wife live in Oklahoma City. Their two daughters, Danielle and Kieran, reside in New York City.




KATY SEMTNER

VICE PRESIDENT, HUMAN RESOURCES

Katy Semtner joined the Oklahoma City franchise in January 2003. She serves as the team's vice president of Human Resources. Semtner's responsibilities include oversight of payroll, benefits, employee relations, recruitment, selection, orientation, performance management, compensation, policy creation, employment-law compliance and employee development.

Prior to joining the franchise, Semtner worked in human resources in the hospitality and nonprofit industries. She is a certified Senior Professional in Human Resources.

Semtner is a member of the Society for Human Resources Management, the Oklahoma City Human Resources Society and the NBA HR Round Table. The Seattle native is a graduate of the University of California at San Diego and an alumna of Leadership Oklahoma City.





STACY BLOMSTROM
CONTROLLER

Stacy Blomstrom began with the Thunder in 2009 as the organization's assistant controller, moving into her current position in 2012. Prior to working for the Thunder, Blomstrom was controller for a set of five LLCs at CNI (Chickasaw Nation Industries) in Norman.

Previously, she served as CFO for the Moore Medical Center and as the director of finance/operations at Eagle Ridge Institute, a nonprofit social-service agency.

Blomstrom earned her Bachelor of Science degree in accounting from Regis University in Denver in 2001. A native of Colorado, she spent 14 years working with healthcare organizations in that state before moving to Oklahoma in 2003.



JIM BRYLEWSKI
DIRECTOR, DEVELOPMENT TEAM BUSINESS OPERATIONS

Jim Brylewski has served with the Thunder NBA D-League team since 2008 and currently leads business operations for the Oklahoma City Blue. Brylewski, a graduate of Michigan State University, previously worked with the Youngstown SteelHounds of the Central Hockey League as assistant general manager.

Previous to Youngstown, Brylewski worked with the San Jose Sharks organization (Worcester Sharks and Cleveland Barons of the American Hockey League). Brylewski assisted the Sharks organization in the relocation of the business operations of the Cleveland AHL franchise to Worcester, Mass. In Cleveland, Brylewski served as the Barons' vice president of marketing and sales, overseeing the organization's marketing, promotions, merchandise, corporate sales, ticketing and game entertainment departments.

Brylewski began his career in 1988 as an event promotions supervisor with the Detroit Tigers. During his tenure with the Tigers (1988-1996), Brylewski oversaw the team's promotion and game entertainment departments. Brylewski also played a vital part in the creation of corporate sales inventory and the development of promotions, including kids running the bases and the first annual Detroit Negro League Celebration.

From 1996-2000 he was the advertising and promotions manager with the Baltimore Orioles, when they set franchise records in attendance and corporate sales revenue. In his final season with the Orioles, Brylewski was also responsible for the day-to-day operations of the team's ballpark entertainment, most notably the planning and scripting of Cal Ripken's 3,000-hit ceremony.



JODY EAST
DIRECTOR, CORPORATE HOSPITALITY

Jody East was born and raised in Miami, Okla. She is a graduate of Oklahoma State University, where she earned her Bachelor of Human Environmental Sciences, a degree in hotel and restaurant administration. Jody began her career at the then-named Ford Center, where she managed executive suites for three years until being recruited by the New Orleans/Oklahoma City Hornets. After a taste of the NBA, East was hooked and has been a proud member of the Oklahoma City Thunder organization since 2008.

In her current role, she is directly responsible for the department that manages all Thunder game-night hospitality areas, as well as providing additional services for staff and external-group events. East also oversees renovation enhancements to in-arena premium areas and owner relations.

East has lived in the Oklahoma City area for 10 years and currently resides in Edmond.



ABBY ERSPAMER
DIRECTOR, PARTNERSHIP ACTIVATION

Abby (Morgan) Erspamer began with the Thunder in 2008 as a senior account services manager, taking on her current role as director of Partnership Activation in 2010. In her current role, she is responsible for the management of corporate partnership fulfillment and its activation staff.

Before her move to the Thunder, Erspamer was the corporate promotions and events manager for the Dallas Mavericks. From 2005 to 2007, she served as corporate partnerships marketing manager for the New Orleans/Oklahoma City Hornets. Prior to beginning her NBA career, Erspamer was a special assistant to the Oklahoma State men's basketball coaching staff.

Born in Stillwater, Erspamer graduated from Oklahoma State University with a bachelor's and an MBA.



TRAVIS HERMAN
DIRECTOR, TICKET AND PREMIUM SALES

Travis Herman has been with the Oklahoma City franchise since 2001, taking on his current title as director of Ticket and Premium Sales in 2011. In this role, he is responsible for the development, implementation and execution of all sales strategies in order to maximize the generation of ticket and premium revenue for both the Oklahoma City Thunder and the Oklahoma City Blue franchises. Originally from Hays, Kan., Travis earned his degree in finance from Kansas State University in the fall of 2001.



KARLIS KEZBERS
DIRECTOR, RETENTION AND TICKET OPERATIONS

Karlis Kezbers joined the Thunder in September 2008 and currently serves as the team's director of Retention and Ticket Operations. The Bloomington, Minn., native grew up in Oklahoma City and graduated from the University of Oklahoma in 2004. Upon graduating, he joined the sales and retention team for the NBA's Phoenix Suns. After four seasons with the Suns, Kezbers jumped at the opportunity to help build a franchise in his hometown.

In his current role, Kezbers oversees season ticket services for the Thunder, leading a team of account managers who provide first-class service to all Season Ticket Members. He also manages the day-to-day operations of the ticketing platform, which encompasses everything from mobile-ticket functionality to ticket analytics. Kezbers, his wife Emily and their daughter Brynn reside in Edmond.





BUSINESS OPERATIONS



TYLER LANE

DIRECTOR, INFORMATION TECHNOLOGY

Tyler Lane joined the Thunder in 2009 as director of Information Technology. Lane began his career in the U.S. Navy as an aviation electronics technician, maintaining radar systems on F/A-18 Hornets and serving aboard the USS Nimitz. He later held several IT positions at the University of Oklahoma, including within the Athletics department and the College of Engineering.

Lane earned his MBA from the University of Oklahoma. He and his wife Alisa reside in Norman with their sons, Ben and Jack.



JOHN LEACH

DIRECTOR, EVENTS & ENTERTAINMENT

John Leach joined the franchise in 2007 as the director of Events and Entertainment. Leach began his career as an on-air personality in radio for eight years in both Houston and San Diego. He was hired full-time by the Houston Rockets in 2000 in their Game Operations department.

Prior to joining the Rockets full-time, Leach was responsible for game music in Houston during their championship seasons in 1994 and 1995, and actually has a ring to prove it. He helped move the Rockets into the new Toyota Center and played an integral role in creating a new interactive NBA experience with a variety of performance teams – including drummers, breakdancers and tumblers – that were all part of the Rockets' branded game-night entertainment.

Leach was recruited by the Charlotte Bobcats to start the game presentation/entertainment department when Charlotte was awarded a franchise in 2004. Looking at his current position, Leach notes how exciting it is to produce an NBA experience for the enthusiastic Thunder fans.



RON MATTHEWS

DIRECTOR, INTERACTIVE MEDIA AND PUBLICATIONS

Ron Matthews joined the Oklahoma City franchise in 2006 as the director of Interactive Media and Publications. Matthews oversees the team website (Thunder.NBA.com), all publications (Game Night program, Thunder Magazine and the annual Thunder Cares report) and photography. He is active in developing content across all platforms – online, print, video and photography.

Prior to joining the club, Matthews was sports editor at the Seattle Post-Intelligencer. He was named to that position in 2001, following five years as the assistant sports editor. He held similar positions at various newspapers in California, New York, Washington, Vermont and Utah.

Matthews graduated from Oregon State University in 1985 with a degree in journalism.

BUSINESS OPERATIONS



MATTHEW WELLS

DIRECTOR, BROADCAST PRODUCTION

Matthew Wells joined the Thunder during the team's first season in Oklahoma City, being named director of Broadcast Production in 2013. When he joined the team, Wells brought with him a decade of experience in TV journalism. He previously worked in local news and sports at OETA and KWTU-News 9 in Oklahoma City, after starting his career as a sports anchor/reporter with KXII in Sherman, Texas.

Wells has earned wide recognition for his work as a storyteller, photographer and editor, including being a two-time Emmy award winner for his contributions in Live Sports Broadcasting.

A Texas native, Wells earned his bachelor's degree in Communications from Stephen F. Austin State University in Nacogdoches, Texas, where he also played as a walk-on for the Lumberjack football team. He now calls Oklahoma his home, along with his wife, Kelly, and three children, Spencer, Maggie and Evan.




KATRINA WILEY

DIRECTOR, HUMAN RESOURCES

Katrina Wiley joined the franchise in 2006 and has been a proud member of the Thunder organization since the team's first season. A native of the northwest, Wiley came to the team with over 10 years of experience in human resources and payroll, including seven years with a property management company based in Seattle.


In her current role, Wiley directs HR and payroll for the Oklahoma City Thunder and the Oklahoma City Blue, the team's NBA Development League franchise. Her primary areas of focus include employee onboarding, the Thunder internship program, employee events and recognition, and employee relations.

Wiley is currently enrolled in the HR Management program at UCO, where she is an honor society and UCO HR society member. She and her husband, David, reside in Edmond.





2014-15 THUNDER DIRECTORY



Sarah Amyx
Assistant Controller




Brandon Ankney
Senior Graphic Designer



Dan Aran
Inside Sales Representative




Chris Battle
Senior Account Manager



Becky Bauman
Manager, Ticket Operations



Jay Beauchamp
Senior Photojournalist/Video Editor



Shannon Begnel
Manager, Youth Basketball Programs



Matt Bishop
Websites & Publications Coordinator



Rachel Bradley
Inside Sales Representative



Dana Bressler
Coordinator, Premium & Development Team Ticket Operations



Scott Brinson
Season Ticket Account Manager



Jon Brooks
Mascot Manager



Aimee Canavan
Guest Relations Assistant



Paige Carter
Dance Team Manager



Janaki Cash
Account Executive, Season Ticket Sales



Sydni Chappell
Season Ticket Account Manager



Kyle Cofer
Manager, Premium Sales



Tyler Cofer
Executive Producer and Director, Television Game Broadcasts



Brent Coffman
Senior Account Manager



Nick Colburn
Business Development Account Executive



Clinton Corley
Video Photographer / Editor



Joseph Crall
Front-End Developer & Manager of Digital Products



Eric Date
Executive Producer and Director, Television Game Broadcasts




Cole Douglas
Account Executive, Season Ticket Sales



Nicole Doyle
Season Ticket Account Manager



Robyn Dumas
Season Ticket Account Manager



Joy Dyer
Guest Relations Training Coordinator



Whitney Emde
Business Development Account Executive



Kristy Factor
Manager, Premium Ticket Operations



Laura Flinton
Season Ticket Account Manager

2014-15 THUNDER DIRECTORY



Nick Gallo
Digital Content Reporter



Daniel Green
Video Photographer / Editor



Jacob Hanna
Thunder Mobile Experience Coordinator



Karina Henderson
Corporate Communications Manager



Sean Heusel
Senior Account Executive, Business Development



Kim Heussner
Account Executive, Group Sales



Marla Hibdon
Executive Assistant to the Chairman



Amy Hill
Corporate Communications Coordinator



Nikkole Hill
Business Development Coordinator



Matt Hinderman
Broadcast Production Manager



Ryan Hock
Account Executive, Group Sales



Jon Hocker
Manager, Guest Relations



Bill Hooker
Producer, Media Production



Mary Jo Hope
Manager, Event Presentation



Jenny Hromeck
Group Events & Ticket Sales Coordinator



Kelsey Huff
Partnership Activation Account Manager



David Jones
Manager, Broadcast & Technical Operations



Kristal Jones
Graphic Designer



Justin Jordan
Manager, Inside Sales



Shelbi Jordan
Season Ticket Account Manager



Ashley Karther
Revenue Accountant



Matt Keller
IT Operations Manager



Samantha Krafft
Business Development Account Executive



Todd Lawson
IT Support Coordinator



Vanessa Lemons
Season Ticket Account Manager



Katherine Logan
Accounts Payable Specialist



Kaylee Lonsinger
Guest Communication Coordinator



Mac Maddox
Manager, Group & Season Ticket Sales



Kaila McWilliams
Event Presentation Coordinator



Kaitlyn Motycka
Marketing Coordinator



2014-15 THUNDER DIRECTORY



Lonnie Nichols
Account Executive, Premium Sales




Amy Oare
Manager, Marketing Programs



Ryan O'Toole
Business Development
Account Executive



Tim Pederson
Business Development
Account Executive



Alana Peery
Partnership Activation
Account Manager



Dani Perlingiere
Business Analytics Coordinator



Jason Quintero
Senior Manager, Game
Presentation & Entertainment



Phillip Riggs
IT Support Specialist



Carla Root
Payroll Specialist



Elizabeth Sellers
Community Relations Coordinator



David Simmons
Facilities Coordinator



Britni Slattery
Coordinator, Corporate
Hospitality and Services



Ben Sledge
Digital Media Production Coordinator



Danny Smith
Account Executive,
Season Ticket Sales



Chris Sorrels
Manager, Premium Account Services
and Season Ticket Retention



Jennifer Sorrels
Office Manager &
Executive Assistant



Rayna Stewart
Manager, Suite Services




Jessica Summers
Manager, Courtside Services



Marc Taylor
Manager, Mascot Affairs



Tyrus Taylor
Manager, Digital Media Production



Coby Van Loan
Season Ticket Account Manager



Kristiana Van Winkle
Manager, Marketing Assets



Ben Wang
Manager, CRM and
Database Operations



Lisa Waite
Creative Services Director




Jennifer Watson
Community Relations
Events Manager



Keli White
Guest Experience Coordinator



Debbie Williams
Community Relations
Programs Manager





2014-15 OKLAHOMA CITY THUNDER FRONT OFFICE STAFF

Chairman Clayton I. Bennett

BASKETBALL OPERATIONS

Executive Vice President & General Manager Sam Presti
Vice President / Assistant General Manager Troy Weaver
Assistant General Manager & Team Counsel Michael Winger

COACHES

Head Coach Scott Brooks
Assistant Coach Rex Kalamian
Assistant Coach Robert Pack
Assistant Coach Mark Bryant
Assistant Coach Mike Terpstra
Assistant Coach Darko Rajakovic
Shooting Coach Adam Harrington

MEDICAL AND PERFORMANCE

Director of Medical Services Dr. Donnie Strack
Head Athletic Trainer Joe Sharpe
Director of Athletic Performance Dwight Daub
Athletic Performance Coordinator David Howarth
Applied Sport Scientist Mark Simpson
Head Team Primary Care Physician Daniel Clinkenbeard
Head Team Orthopedic Physician Carlan Yates
Medical Research Coordinator Tony Katzenmeier

SCOUTING

Director of College Player Personnel Will Dawkins
Manager of Advance Scouting / Player Development Vin Bhavnani
Opposition Scout Kamran Sufi
Coordinator of International Scouting / Amateur Massimo Biasin
Coordinator of International Scouting / Pro Johnny Rogers
Pro Scout Mike Wilks
College Scout Ryan Lambert, Brandon Miller
Special Assignment Scout Hank Smith

BASKETBALL OPERATIONS AND TECHNOLOGY

Director of Basketball Operations Paul Rivers
Director of Strategic Planning Jason Ranne
Director of Basketball Research & Analytics Jesse Gould
Basketball Operations Coordinator / Legal & Administration Amanda Green
Basketball Data Analyst Wynn Sullivan
Basketball Information Analyst Oliver Winterbone

VIDEO COACHING

Video Analyst / Player Development Dave Bliss
Video Analyst / Personnel Sebastian Pruitt
Video Analyst Steve Scalzi

TEAM OPERATIONS

Director of Team Operations Marc St. Yves
Manager of Team Operations Wilson Taylor
Director of Team Security Michael Chatman
Director of Player Appearances and Services Ayana Lawson

BASKETBALL COMMUNICATIONS

Director of Basketball Communications Matt Tumbleson
Manager of Basketball Communications Michael Ravina, John Read

ADMINISTRATION

Team Travel Coordinator Judy Riddle
Assistant to the Executive Vice President and General Manager Glenn Wong

FACILITY

Facility Operations Manager Johnny Shults

D-LEAGUE OPERATIONS

Director of Minor League Operations/Pro Scout Brandon Barnett
Head Coach Mark Daigneault
Assistant Coach Phil Beckner
Assistant Coach Royal Ivey
Assistant Coach Andrew Jones
Minor League Athletic Trainer Sebastien Poirier
Minor League Athletic Performance Coordinator Kurtis Rayfield
Manager of Public Relations Ben Coldagelli

BUSINESS OFFICE EXECUTIVE TEAM

Executive Vice President, Chief Administrative Officer Danny Barth
Senior Vice President, Sales and Marketing Brian Byrnes
Senior Vice President, Guest Relations Pete Winemiller
Vice President, Community Relations Christine Berney
Vice President, Business Development Tony Driscoll
Vice President, Ticket Sales, Retention & Database Operations Scott Loft
Vice President, Broadcasting & Corporate Communications Dan Mahoney
Vice President, Human Resources Katy Semtner

ADMINISTRATION

Office Manager & Executive Assistant Jennifer Sorrels
Executive Assistant to the Chairman Marla Hibdon
Facilities Coordinator David Simmons

BROADCASTING

Play-by-Play Announcer Brian Davis
Broadcast Analyst Michael Cage
Sideline / Web Reporter Lesley McCaslin
Radio Play-by-Play Announcer Matt Pinto
Executive Producer and Director, Television Game Broadcasts Eric Date
Broadcast Producer Steve Melton
Director, Broadcast Production Matthew Wells
Manager, Broadcast & Technical Operations David Jones
Senior Photojournalist/Video Editor Jay Beauchamp
Broadcast Production Manager Matt Hinderman
Video Photographer / Editor Clinton Corley, Daniel Green

BUSINESS DEVELOPMENT

Senior Account Executive, Business Development Sean Heusel
Business Development Account Executive Nick Colburn, Whitney Emde, Samantha Krafft, Ryan O'Toole, Tim Pederson
Director, Partnership Activation Abby Ersamer
Senior Partnership Activation Account Manager Lindsey Cummins
Partnership Activation Account Manager Kelsey Huff, Alana Peery
Business Development Coordinator Nikkole Hill

COMMUNICATIONS

Corporate Communications Manager Karina Henderson
Corporate Communications Coordinator Amy Hill

COMMUNITY RELATIONS

Community Relations Events Manager Jennifer Watson
Community Relations Programs Manager Debbie Williams
Manager, Youth Basketball Programs Shannon Begnel
Community Relations Coordinator Elizabeth Sellers

CORPORATE HOSPITALITY

Director, Corporate Hospitality Jody East
Coordinator, Corporate Hospitality and Services Brittini Slattery

DATABASE OPERATIONS

Manager, CRM and Database Operations Ben Wang
Business Analytics Coordinator Danielle Perlingiere

DEVELOPMENT TEAM

Director, Development Team Business Operations Jim Brylewski
Manager, Development Team Sales & Retention Michelle Matthews
Account Executive, Development Team Sales John Karlish, Taylor Mask, Eliot Rowland, Clay Shewey
Marketing & Events Coordinator, Development Team Ade Amuda



2014-15 OKLAHOMA CITY THUNDER FRONT OFFICE STAFF

EVENTS & ENTERTAINMENT

Director, Events & Entertainment	John Leach
Manager, Mascot Affairs	Marc Taylor
Mascot Manager	Jon Brooks
Senior Manager, Game Presentation & Entertainment	Jason Quintero
Game Presentation & Entertainment Coordinator	Tyler Cofer
Manager, Event Presentation	Mary Jo Hope
Event Presentation Coordinator	Kaila McWilliams
Thunder Mobile Experience Coordinator	Jacob Hanna
Dance Team Manager	Paige Carter
Producer, Media Production	Bill Hooker
Manager, Digital Media Production	Tyrus Taylor
Digital Media Production Coordinator	Benjamin Sledge

FINANCE

Controller	Stacy Blomstrom
Assistant Controller	Sarah Amyx
Revenue Accountant	Ashley Karther
Accounts Payable Specialist	Katherine Logan

GUEST RELATIONS

Manager, Guest Relations	Jon Hocker
Guest Experience Coordinator	Keli White
Guest Communication Coordinator	Kaylee Lonsinger
Guest Relations Training Coordinator	Joy Dyer
Guest Relations Assistant	Aimee Canavan

HUMAN RESOURCES

Director, Human Resources	Katrina Wiley
Payroll Specialist	Carla Root

INFORMATION TECHNOLOGY

Director, Information Technology	Tyler Lane
IT Operations Manager	Matt Keller
IT Support Coordinator	Todd Lawson
IT Support Specialist	Phillip Riggs

MARKETING

Manager, Marketing Programs	Amy Oare
Manager, Marketing Assets	Kristiana Van Winkle
Marketing Coordinator	Kaitlyn Motycka
Creative Services Director	Lisa Waite
Senior Graphic Designer	Brandon Ankney
Graphic Designer	Krystal Jones

PREMIUM SALES

Manager, Premium Sales	Kyle Cofer
Account Executive, Premium Sales	Lonnie Nichols

SEASON TICKET MEMBER RETENTION

Director, Retention and Ticket Operations	Karlis Kezbers
Manager, Premium Account Services and Season Ticket Retention	Chris Sorrels
Manager, Courtside Services	Jessica Summers
Manager, Suite Services	Rayna Stewart
Senior Account Manager	Chris Battle, Brent Coffman
Season Ticket Account Manager	Scott Brinson, Sydni Chappell, Nicole Doyle Robyn Dumas, Laura Flinton, Shelbi Jordan, Vanessa Lemons, Coby Van Loan

TICKET OPERATIONS

Manager, Ticket Operations	Becky Bauman
Manager, Premium Ticket Operations	Kristy Factor
Coordinator, Premium & Development Team Ticket Operations	Dana Bressler

TICKET SALES

Director, Ticket and Premium Sales	Travis Herman
Manager, Group & Season Ticket Sales	Mac Maddox
Account Executive, Season Ticket Sales	Janaki Cash, Cole Douglas, Danny Smith
Account Executive, Group Sales	Kim Heussner, Ryan Hock
Group Events & Ticket Sales Coordinator	Jennifer Hromek
Manager, Inside Sales	Justin Jordan
Inside Sales Representative	Dan Aran, Rachel Bradley

WEBSITE

Director, Interactive Media & Publications	Ron Matthews
Front-End Developer & Manager of Digital Products	Joseph Crall
Digital Content Reporter	Nick Gallo
Websites & Publications Coordinator	Matt Bishop

2013-14 REGULAR SEASON REVIEW





2013-14 REGULAR SEASON STATISTICS

2013-14 FINAL STATISTICS (59-23)

PLAYER	G	GS	-FIELD GOALS-			-3-POINT FG-			-FREE THROWS-			--REBOUNDS--			PF	DQ	STL	TO	BLK	PTS	AVG		
			FG	FGA	PCT	FG	FGA	PCT	FT	FTA	PCT	OFF	DEF	TOT								AST	
Durant	81	81	3122	849	1688	503	192	491	391	703	805	873	58	540	598	445	174	0	103	285	59	2593	32.0
Westbrook	46	46	1412	346	791	437	68	214	318	242	293	826	55	208	263	319	104	1	88	177	7	1002	21.8
Idaka	81	81	2666	524	978	536	23	60	383	146	199	784	224	485	709	85	233	0	39	123	219	1227	15.1
Jackson	36	36	2277	403	915	436	48	152	339	158	177	767	45	331	331	142	26	1	35	168	8	1047	13.1
Butler (TOT)	56	13	1419	213	540	394	98	249	394	53	75	840	21	208	229	82	120	1	47	60	17	587	10.5
Butler (OKC)	22	0	598	76	186	409	45	102	441	16	19	842	5	66	71	26	56	1	24	8	6	213	9.7
Lamb	78	0	1538	263	609	432	88	247	356	51	64	797	27	162	189	115	143	1	56	61	26	665	8.5
Sefolosha	61	61	1584	141	340	415	48	152	316	53	69	767	59	140	229	94	90	0	79	59	17	376	6.3
Fisher	81	0	1428	141	346	391	88	229	384	55	71	775	12	110	122	117	157	0	70	49	3	425	5.2
Collison	81	0	1353	134	241	556	4	17	235	66	93	710	116	177	293	104	187	0	30	71	28	338	4.2
Williams	3	0	17	5	9	556	1	3	333	0	0	0	0	0	0	1	1	0	1	2	0	3	3.7
Jones	62	7	785	83	181	459	22	61	361	28	42	667	28	86	114	26	62	0	14	21	19	216	3.5
Perkins	62	62	1207	87	193	451	0	1	000	37	67	552	82	223	305	67	177	0	26	90	32	211	3.4
Adams	81	20	1197	93	185	503	0	0	000	79	136	581	142	190	332	43	203	3	40	71	57	265	3.3
Roberson	40	16	399	33	68	485	2	13	154	7	10	700	36	58	94	15	74	2	19	19	10	75	1.9
Gomes	0	0	34	3	8	375	0	0	2	000	0	0	0	4	4	1	5	0	1	0	6	1.2	
Thabeet	23	0	192	13	23	565	0	0	000	1	2	500	0	31	40	1	4	0	4	14	9	27	1.2
Shukur	3	0	11	0	3	000	0	1	000	1	2	500	0	0	0	4	2	0	0	2	0	1	0.3
Ivey	2	0	5	0	2	000	0	1	000	0	0	0	0	1	1	0	1	0	0	0	0	0	0.0
THUNDER	82	-	19805	3194	6782	471	664	1839	361	1653	2052	806	887	2781	3668	1794	1858	8	678	1236	501	8705	106.2
OPPONENTS	82	-	19805	2984	6842	436	705	1968	358	1512	2080	727	900	2456	3356	1785	1672	12	669	1248	296	8185	99.8

2013-14 FINAL HOME GAME STATISTICS (34-7)

PLAYER	G	GS	-FIELD GOALS-			-3-POINT FG-			-FREE THROWS-			--REBOUNDS--			PF	DQ	STL	TO	BLK	PTS	AVG		
			FG	FGA	PCT	FG	FGA	PCT	FT	FTA	PCT	OFF	DEF	TOT								AST	
Durant	41	41	1535	437	826	529	98	224	438	341	398	857	30	274	304	236	78	0	53	132	37	1313	32.0
Westbrook	26	26	779	180	413	436	32	100	320	151	181	834	25	101	126	182	60	0	53	92	4	543	20.9
Idaka	41	41	1329	258	473	545	8	20	400	65	87	747	116	239	355	41	113	0	15	73	121	589	14.4
Jackson	39	15	1084	201	477	425	44	115	363	63	71	887	16	127	146	168	36	74	4	511	13.1		
Butler (TOT)	28	7	697	110	285	386	45	132	341	20	26	769	8	123	131	42	57	0	19	29	8	285	10.2
Butler (OKC)	10	0	255	32	82	390	19	47	404	1	2	500	0	35	35	13	21	0	8	4	2	84	8.4
Lamb	40	0	750	132	300	440	45	121	372	28	37	757	14	86	100	60	65	0	29	28	13	337	8.4
Sefolosha	31	31	826	77	181	425	28	32	305	28	35	800	28	82	82	43	28	0	36	22	2	219	5.3
Fisher	41	0	695	70	168	417	39	95	411	50	50	800	8	51	59	61	74	0	14	46	13	117	3.9
Perkins	30	30	596	45	105	429	0	1	000	27	44	614	44	121	165	33	87	0	14	46	13	117	3.9
Jones	36	3	445	54	108	500	15	39	385	17	26	654	19	54	73	18	36	0	8	16	9	140	3.9
Collison	40	0	613	60	111	541	1	6	167	33	46	717	62	85	147	51	92	0	14	39	12	154	3.9
Williams	3	0	17	5	9	556	1	3	333	0	0	0	0	0	1	1	0	0	1	2	0	11	3.7
Adams	41	11	620	49	101	485	0	0	000	35	65	538	71	98	169	24	109	2	27	39	31	133	3.2
Gomes	2	0	17	2	6	333	0	2	000	0	0	0	0	2	2	0	1	0	0	0	0	4	2.0
Roberson	20	7	190	16	31	516	1	5	200	3	4	750	14	27	41	7	34	1	8	9	4	36	1.8
Thabeet	12	0	130	8	13	615	0	0	000	1	4	250	7	22	29	0	29	0	4	8	8	17	1.4
Shukur	2	0	9	0	3	000	0	1	000	1	2	500	0	0	0	4	2	0	0	1	0	1	0.5
Ivey	1	0	2	0	1	000	0	1	000	0	0	0	0	1	1	0	0	0	0	0	0	0	0.0
TEAM	41	-	9890	1627	3370	483	328	862	381	634	1052	793	457	1486	1863	932	901	3	349	629	272	4416	107.7
OPPONENTS	41	-	9890	1490	3419	433	362	983	365	715	1024	698	458	1185	1643	866	836	5	324	641	143	4037	98.3

2013-14 FINAL ROAD GAME STATISTICS (25-16)

PLAYER	G	GS	-FIELD GOALS-			-3-POINT FG-			-FREE THROWS-			--REBOUNDS--			PF	DQ	STL	TO	BLK	PTS	AVG		
			FG	FGA	PCT	FG	FGA	PCT	FT	FTA	PCT	OFF	DEF	TOT								AST	
Durant	40	40	1587	412	862	478	94	267	352	362	407	889	28	266	294	209	96	0	50	153	22	1280	32.0
Westbrook	20	20	633	166	378	439	36	114	316	91	112	813	30	107	137	137	44	1	35	85	3	459	23.0
Idaka	40	40	1337	266	505	527	15	40	375	91	112	813	108	246	354	44	120	0	24	50	98	638	16.0
Jackson	41	21	1194	201	477	421	39	130	300	35	106	896	24	143	167	153	85	0	49	84	5	536	13.1
Butler (TOT)	28	6	722	103	255	404	53	117	453	43	49	878	13	85	96	40	63	1	28	31	9	302	10.8
Butler (OKC)	12	0	343	44	104	423	26	55	473	15	17	882	5	31	36	13	35	1	16	4	4	129	10.8
Lamb	38	0	788	131	309	424	43	126	341	23	27	852	13	76	89	55	78	1	27	33	13	328	8.6
Sefolosha	30	30	759	64	159	403	23	70	329	25	34	735	22	87	109	42	48	0	36	27	5	176	5.9
Fisher	40	0	733	71	193	368	49	134	366	15	21	714	4	59	63	56	83	0	34	27	1	206	5.2
Collison	41	0	740	74	130	569	3	11	273	33	47	702	54	92	146	53	95	0	16	32	16	184	4.5
Adams	40	9	578	44	84	524	0	0	000	44	71	620	71	92	163	19	94	1	13	32	26	132	3.3
Perkins	32	32	611	42	86	477	0	5	000	10	23	435	38	102	140	34	90	0	12	44	19	94	2.9
Jones	26	4	319	29	73	397	7	22	318	11	16	688	9	32	41	8	26						



2013-14 GAME-BY-GAME RESULTS

Date	Opponent	Team/Opp	Home Road Total	High Scoring	High Rebounds	High Assists	Opponent Scoring	Atten.
Oct 30	@Utah	W101-98	0-0 1-0 1-0	Durant-42	Ibaka-10	Jackson-3	Burks-24	19,911
Nov 1	@Minnesota	L 81-100	0-0 1-1 1-1	Lamb-16	Ibaka-9	Jackson/ Fisher-4	Love-24	17,433
Nov 3	PHOENIX	W103-96	1-0 1-1 2-1	Durant-33	Ibaka/ Durant-10	Westbrook-7	Bledsoe-26	18,203
Nov 6	DALLAS	W107-93	2-0 1-1 3-1	Durant-23	Ibaka-13	Durant-10	Ellis-20	18,203
Nov 8	@Detroit	W119-110	2-0 2-1 4-1	Durant-37	Adams-10	Durant-7	Smith-25	15,624
Nov 10	WASHINGTON	W106-105(OT)	3-0 2-1 5-1	Durant-33	Durant-13	Durant-6	Beal-34	18,203
Nov 13	@L.A. Clipper	L103-111	3-0 2-2 5-2	Durant-33	Durant-6	Westbrook/ Durant-10	Griffin-22	19,273
Nov 14	@Golden State	L115-116	3-0 2-3 5-3	Westbrook-31	Ibaka-13	Durant-8	Thompson-27	19,596
Nov 16	@Milwaukee	W 92- 79	3-0 3-3 6-3	Westbrook-26	Ibaka-20	Westbrook-4	Mayo-22	15,984
Nov 18	DENVER	W115-113	4-0 3-3 7-3	Durant-38	Westbrook-12	Westbrook-7	Lawson-29	18,203
Nov 21	L.A. CLIPPERS	W105-91	5-0 3-3 8-3	Durant-28	Adams-7	Durant-8	Griffin-27	18,203
Nov 24	UTAH	W 95- 73	6-0 3-3 9-3	Durant-19	Ibaka-11	Jackson-7	Kanter/ Gobert-10	18,203
Nov 27	SAN ANTONIO	W 94- 88	7-0 3-3 10-3	Durant-24	Durant-13	Westbrook-8	Parker-16	18,203
Nov 29	GOLDEN STATE	W113-112(OT)	8-0 3-3 11-3	Westbrook-34	Ibaka/ Durant-13	Westbrook-7	Curry-32	18,203
Dec 1	MINNESOTA	W113-103	9-0 3-3 12-3	Durant-32	Durant-10	Durant-12	Martin-24	18,203
Dec 3	@Sacramento	W 97- 95	9-0 4-3 13-3	Durant-27	Durant-11	Westbrook-7	Thomas-24	15,089
Dec 4	@Portland	L104-111	9-0 4-4 13-4	Durant-33	Ibaka-10	Westbrook-5	Aldridge-38	18,950
Dec 6	@New Orleans	W109-95	9-0 5-4 14-4	Durant-29	Ibaka-13	Jackson/ Westbrook/ Durant-4	Anderson-18	17,694
Dec 8	INDIANA	W118- 94	10-0 5-4 15-4	Durant-36	Durant-10	Westbrook-13	George-32	18,203
Dec 10	@Atlanta	W101- 92	10-0 6-4 16-4	Durant-30	Ibaka/ Durant-10	Westbrook-11	Millsap-23	12,503
Dec 11	@Memphis	W116-100	10-0 7-4 17-4	Westbrook-27	Ibaka-7	Westbrook-9	Conley-20	16,345
Dec 13	L.A. LAKERS	W122- 97	11-0 7-4 18-4	Durant-31	Ibaka-10	Westbrook-12	Young-17	18,203
Dec 15	ORLANDO	W101- 98	12-0 7-4 19-4	Durant-28	Westbrook-12	Westbrook-6	Afflalo-25	18,203
Dec 17	@Denver	W105- 93	12-0 8-4 20-4	Durant-30	Westbrook-13	Westbrook-8	Hickson-20	17,035
Dec 19	CHICAGO	W107- 95	13-0 8-4 21-4	Durant-32	Durant-9	Westbrook-10	Noah-23	18,203
Dec 21	@San Antonio	W113-100	13-0 9-4 22-4	Westbrook-31	Ibaka-14	Westbrook-8	Parker-23	18,581
Dec 22	TORONTO	L 98-104	13-1 9-4 22-5	Westbrook-27	Westbrook-9	Jackson/ Westbrook-5	Lowry-22	18,203
Dec 25	@New York	W123- 94	13-1 10-4 23-5	Durant-29	Westbrook-13	Westbrook-10	Stoudemire-22	19,812
Dec 27	@Charlotte	W 89- 85	13-1 11-4 24-5	Durant-34	Durant-12	Durant-6	Walker-18	18,129
Dec 29	HOUSTON	W117- 86	14-1 11-4 25-5	Durant-33	Durant-13	Jackson-8	Brooks-17	18,203
Dec 31	PORTLAND	L 94- 98	14-2 11-4 25-6	Durant-37	Durant-14	Jackson-6	Aldridge-25	18,203
Jan 2	BROOKLYN	L 93- 95	14-3 11-4 25-7	Durant-24	Ibaka-11	Jackson-5	Williams-29	18,203
Jan 4	@Minnesota	W115-111	14-3 12-4 26-7	Durant-48	Adams-9	Durant-7	Pekovic-31	18,065
Jan 5	BOSTON	W119- 96	15-3 12-4 27-7	Jackson-27	Ibaka-11	Durant-8	Green/ Bradley-19	18,203
Jan 7	@Utah	L101-112	15-3 12-5 27-8	Durant-48	Durant-7	Jackson-6	Hayward-37	18,547
Jan 9	@Denver	L 88-101	15-3 12-6 27-9	Durant-30	Ibaka-10	Jackson-5	Foye-24	17,315
Jan 11	MILWAUKEE	W101- 85	16-3 12-6 28-9	Durant-33	Ibaka-17	Durant-7	Ridnour/ Mayo-16	18,203
Jan 14	@Memphis	L 87- 90	16-3 12-7 28-10	Durant-37	Adams/ Ibaka-9	Durant-4	Lee-24	17,177
Jan 16	@Houston	W104- 92	16-3 13-7 29-10	Durant-36	Ibaka-15	Durant-7	Jones/ Harden-16	18,231
Jan 17	GOLDEN STATE	W127-121	17-3 13-7 30-10	Durant-54	Perkins-12	Jackson/ Durant-6	Curry-37	18,203
Jan 19	SACRAMENTO	W108- 93	18-3 13-7 31-10	Durant-30	Adams/ Collison-7	Durant-9	Thomas-38	18,203



2013-14 GAME-BY-GAME RESULTS

Date	Opponent	Team/Opp	Home Road Total	High Scoring	High Rebounds	High Assists	Opponent Scoring	Atten.
Jan 21	PORTLAND	W105- 97	19-3 13-7 32-10	Durant-46	Perkins-8	Jackson-5	Aldridge-29	18,203
Jan 22	@San Antonio	W111-105	19-3 14-7 33-10	Durant-36	Ibaka-9	Jackson-8	Parker-37	18,581
Jan 24	@Boston	W101- 83	19-3 15-7 34-10	Ibaka-21	Perkins-9	Jackson-8	Green-16	18,624
Jan 25	@Philadelphia	W103- 91	19-3 16-7 35-10	Durant-32	Durant-14	Durant-10	Anderson-19	19,217
Jan 27	ATLANTA	W111-109	20-3 16-7 36-10	Durant-41	Perkins-7	Jackson/ Collison/ Durant-5	Millsap-23	18,203
Jan 29	@Miami	W112- 95	20-3 17-7 37-10	Durant-33	Ibaka-8	Durant-5	James-34	19,673
Jan 31	@Brooklyn	W120- 95	20-3 18-7 38-10	Durant-26	Ibaka-9	Jackson/ Durant-7	Livingston-16	17,732
Feb 1	@Washington	L 81- 96	20-3 18-8 38-11	Durant-26	Sefolosha/ Jackson/ Ibaka-8	Durant-7	Ariza-18	20,356
Feb 3	MEMPHIS	W 86- 77	21-3 18-8 39-11	Durant-31	Ibaka-12	Durant-8	Randolph/ Gasol-13	18,203
Feb 5	MINNESOTA	W106- 97	22-3 18-8 40-11	Durant-26	Perkins-12	Jackson-9	Rubio-19	18,203
Feb 7	@Orlando	L102-103	22-3 18-9 40-12	Durant-29	Ibaka-6	Durant-12	Harris-18	15,595
Feb 9	NEW YORK	W112-100	23-3 18-9 41-12	Durant-41	Perkins-11	Durant-9	Stoudemire/ Felton-16	18,203
Feb 11	@Portland	W 98- 95	23-3 19-9 42-12	Durant-36	Ibaka-11	Jackson-5	Batum-18	20,018
Feb 13	@L.A. Lakers	W107-103	23-3 20-9 43-13	Durant-43	Durant-12	Durant-7	Johnson/ Kaman-19	18,997
Feb 20	MIAMI	L 81-103	23-4 20-9 43-13	Durant-28	Ibaka/ Durant-8	Jackson-5	James-33	18,203
Feb 23	L.A. CLIPPERS	L117-125	23-5 20-9 43-14	Durant-42	Adams/ Ibaka/ Collison-6	Durant-10	Crawford-36	18,203
Feb 26	CLEVELAND	L104-114	23-6 20-9 43-15	Durant-28	Ibaka-13	Westbrook/ Durant-9	Irving-31	18,203
Feb 28	MEMPHIS	W113-107	24-6 20-9 44-15	Durant-37	Ibaka-9	Westbrook-6	Miller-19	18,203
Mar 2	CHARLOTTE	W116- 99	25-6 20-9 45-15	Durant-28	Ibaka-10	Westbrook/ Durant-5	Jefferson-25	18,203
Mar 4	PHILADELPHIA	W125- 92	26-6 20-9 46-15	Durant-42	Westbrook-10	Westbrook-14	Anderson-20	18,203
Mar 6	@Phoenix	L122-128	26-6 20-10 46-16	Westbrook-36	Westbrook-9	Westbrook-9	Green-41	17,816
Mar 9	@L.A. Lakers	L110-114	26-6 20-11 46-17	Durant-27	Ibaka-15	Durant-12	Meeks-42	18,997
Mar 1	HOUSTON	W106- 98	27-6 20-11 47-17	Durant-42	Ibaka-16	Westbrook-7	Harden-28	18,203
Mar 13	L.A. LAKERS	W131-102	28-6 20-11 48-17	Westbrook/ Durant-29	Ibaka-13	Westbrook-9	Meeks-19	18,203
Mar 16	DALLAS	L 86-109	28-7 20-11 48-18	Durant-30	Collison-7	Durant-4	Marion-19	18,203
Mar 17	@Chicago	W 97- 85	28-7 21-11 49-18	Durant-35	Durant-12	Westbrook-9	Gibson-16	22,261
Mar 20	@Cleveland	W102- 95	28-7 22-11 50-18	Durant-35	Ibaka/ Durant-11	Jackson/ Durant-6	Walters-30	18,246
Mar 21	@Toronto	W119-118(2OT)	28-7 23-11 51-18	Durant-51	Jackson/ Durant-12	Durant-7	DeRozan-33	19,800
Mar 24	DENVER	W117- 96	29-7 23-11 52-18	Durant-27	Ibaka-7	Jackson-11	Lawson-25	18,203
Mar 25	@Dallas	L119-128(OT)	29-7 23-12 52-19	Durant-43	Westbrook/ Collison-7	Jackson/ Westbrook-8	Nowitzki-32	19,607
Mar 28	SACRAMENTO	W 94- 81	30-7 23-12 53-19	Durant-29	Ibaka-8	Westbrook/ Durant-6	McLemore-18	18,203
Mar 30	UTAH	W116- 96	31-7 23-12 54-19	Durant-31	Adams-8	Durant-9	Kanter-18	18,203
Apr 3	SAN ANTONIO	W106- 94	32-7 23-12 55-19	Durant-28	Ibaka-12	Westbrook-6	Mills-21	18,203
Apr 4	@Houston	L107-111	32-7 23-13 55-20	Durant-28	Durant-12	Jackson-7	Harden-39	18,407
Apr 6	@Phoenix	L115-122	32-7 23-14 55-21	Durant-38	Durant-11	Westbrook-8	Dragic-26	18,422
Apr 8	@Sacramento	W107- 92	32-7 24-14 56-21	Durant/ Butler-23	Collison-7	Jackson/ Fisher-5	Outlaw Cousins-24	16,696
Apr 9	@L.A. Clipper	W107-101	32-7 25-14 57-21	Westbrook-30	Westbrook-11	Westbrook-6	Griffin-30	19,459
Apr 11	NEW ORLEANS	W116- 94	33-7 25-14 58-21	Durant-27	Ibaka-10	Jackson-8	Rivers/ Miller-18	18,203
Apr 13	@Indiana	L 97-102	33-7 25-15 58-22	Durant-38	Westbrook-9	Westbrook-7	West-21	18,165
Apr 14	@New Orleans	L 89-101	33-7 25-16 58-23	Durant-25	Ibaka-16	Durant-6	Evans-41	17,024
Apr 16	DETROIT	W112-111	34-7 25-16 59-23	Durant-42	Ibaka-15	Westbrook-8	Caldwell-Pope-30	18,203



2013-14 GAME-BY-GAME STATISTICS

DATE	TM	@OPP	WL	O	G	MIN	FG	FGA	FG%	FG3	FG3A	FG3%	FT	FTA	FT%	OREB	DREB	REB	AST	PF	DQ	STL	TO	BLK	PTS	PPG
10/30	OKC	@UTA	W	-	1	40	33	81	.407	6	19	.316	29	33	.879	10	35	45	9	24	0	15	14	4	101	101.0
11/01	OKC	@MIN	L	-	2	40	29	83	.349	7	31	.226	16	19	.842	14	28	42	16	28	0	5	21	6	81	91.0
11/03	OKC	VPHO	W	-	3	40	35	82	.427	2	18	.111	31	37	.838	10	31	41	20	22	0	8	15	4	103	95.0
11/06	OKC	VDAL	W	-	4	40	43	79	.544	5	13	.385	16	23	.696	10	34	44	28	17	0	10	24	5	107	98.0
11/08	OKC	@DET	W	-	5	40	37	82	.451	6	17	.353	39	44	.886	17	35	52	22	22	0	9	13	9	119	102.2
11/10	OKC	VWAS	W	-	2	65	41	92	.446	6	20	.300	18	22	.818	16	42	58	21	20	0	7	17	8	106	102.8
11/13	OKC	@LAC	L	-	2	40	35	75	.467	6	16	.375	27	33	.818	8	27	35	27	29	0	12	22	3	103	102.9
11/14	OKC	@GS	L	-	2	40	41	80	.513	9	22	.409	24	28	.857	13	35	48	20	17	0	4	19	3	115	104.4
11/16	OKC	@MIL	W	-	2	40	34	82	.415	5	17	.294	19	27	.704	12	39	51	17	19	0	7	11	6	92	103.0
11/18	OKC	V DEN	W	-	2	40	38	93	.409	13	27	.481	26	32	.813	19	34	53	24	27	0	6	12	6	115	104.2
11/21	OKC	V LAC	W	-	2	40	41	79	.519	4	19	.211	19	29	.655	9	40	49	25	17	0	7	17	7	105	104.3
11/24	OKC	V UTA	W	-	2	40	36	71	.507	5	12	.417	18	22	.818	5	41	46	24	24	0	10	17	4	95	103.5
11/27	OKC	V SA	W	-	2	40	39	84	.464	4	15	.267	12	15	.800	11	40	51	24	17	0	5	16	6	94	102.8
11/29	OKC	V GS	W	-	2	65	36	92	.391	6	18	.333	35	42	.833	11	42	53	16	22	0	8	12	9	113	103.5
12/01	OKC	V MIN	W	-	2	40	49	87	.563	9	19	.474	6	9	.667	8	35	43	26	22	0	8	15	10	113	104.1
12/03	OKC	@ SAC	W	-	2	40	36	83	.434	7	20	.350	18	20	.900	10	37	47	21	20	0	5	17	5	97	103.7
12/04	OKC	@ POR	L	-	2	40	39	89	.438	5	11	.455	21	24	.875	13	30	43	11	23	0	7	14	7	104	103.7
12/06	OKC	@ NO	W	-	2	40	39	77	.506	7	21	.333	24	30	.800	7	34	41	20	22	0	9	14	11	109	104.0
12/08	OKC	V IND	W	-	2	40	47	77	.610	5	13	.385	19	20	.950	10	36	46	27	24	0	6	19	8	118	104.7
12/10	OKC	@ ATL	W	-	2	40	38	86	.442	4	18	.222	21	28	.750	10	44	54	27	19	0	8	17	7	101	104.6
12/11	OKC	@ MEM	W	-	2	40	40	71	.563	9	18	.500	27	33	.818	8	34	42	22	27	0	8	21	5	116	105.1
12/13	OKC	V LAL	W	-	2	40	47	99	.475	8	25	.320	20	23	.870	20	39	59	34	25	0	14	14	8	122	105.9
12/15	OKC	V ORL	W	-	2	40	39	87	.448	5	19	.263	18	20	.900	11	34	45	23	19	0	10	14	7	101	105.7
12/17	OKC	@ DEN	W	-	2	40	43	88	.489	5	22	.227	14	20	.700	12	41	53	19	22	0	10	18	5	105	105.6
12/19	OKC	V CHI	W	-	2	40	43	84	.512	9	15	.600	12	14	.857	8	35	43	26	27	0	12	16	7	107	105.7
12/21	OKC	@ SA	W	-	2	40	43	88	.489	12	27	.444	15	18	.833	10	38	48	22	23	0	6	13	9	113	106.0
12/22	OKC	V TOR	L	-	2	40	28	76	.368	7	23	.304	35	36	.972	13	34	47	17	28	0	7	19	7	98	105.7
12/25	OKC	@ NY	W	-	2	40	45	84	.536	13	24	.542	20	26	.769	8	38	46	32	21	0	8	10	3	123	106.3
12/27	OKC	@ CHA	W	-	2	40	33	80	.413	8	25	.320	15	24	.625	10	38	48	19	18	0	2	12	5	89	105.7
12/29	OKC	V HOU	W	-	2	40	47	82	.573	10	22	.455	13	16	.813	4	45	49	28	24	0	6	12	5	117	106.1
12/31	OKC	V POR	L	-	2	40	36	82	.439	3	14	.214	19	26	.731	10	42	52	15	20	0	3	11	4	94	105.7
01/02	OKC	V BRK	L	-	2	40	34	68	.500	9	22	.409	16	19	.842	6	27	33	20	23	0	9	21	6	93	105.3
01/04	OKC	@ MIN	W	-	2	40	40	83	.482	8	24	.333	27	28	.964	10	35	45	22	29	0	7	22	8	115	105.6
01/05	OKC	V BOS	W	-	2	40	43	83	.518	9	19	.474	24	31	.774	12	31	43	28	16	0	10	9	5	119	106.0
01/07	OKC	@ UTA	L	-	2	40	35	89	.393	6	34	.176	25	31	.806	15	25	40	18	27	0	13	10	2	101	105.8
01/09	OKC	@ DEN	L	-	2	40	30	85	.353	6	24	.250	22	27	.815	8	38	46	11	20	0	8	12	10	88	105.3
01/11	OKC	V MIL	W	-	2	40	35	86	.407	10	25	.400	21	27	.778	21	37	58	24	16	0	6	18	7	101	105.2
01/14	OKC	@ MEM	L	-	2	40	33	81	.407	5	21	.238	16	20	.800	12	33	45	12	27	0	5	19	5	87	104.7
01/16	OKC	@ HOU	W	-	2	40	38	82	.463	6	25	.240	22	25	.880	10	37	47	18	26	1	11	16	8	104	104.7
01/17	OKC	V GS	W	-	2	40	47	81	.580	9	22	.409	24	33	.727	12	29	41	23	26	1	13	18	4	127	105.3
01/19	OKC	V SAC	W	-	2	40	39	86	.453	9	21	.429	21	30	.700	17	28	45	23	24	1	13	16	4	108	105.3



2013-14 GAME-BY-GAME STATISTICS

DATE	TM	@OPP	WL	O	G	MIN	FG	FGA	FG%	FG3	FG3A	FG3%	FT	FTA	FT%	OREB	DREB	REB	AST	PF	DQ	STL	TO	BLK	PTS	PPG
01/21	OKC	V POR	W	-	2	40	42	87	.483	10	15	.667	11	17	.647	15	30	45	16	14	0	3	7	8	105	105.3
01/22	OKC	@ SA	W	-	2	40	45	83	.542	10	18	.556	11	16	.688	11	27	38	21	25	0	8	15	7	111	105.5
01/24	OKC	@ BOS	W	-	2	40	43	80	.538	5	13	.385	10	13	.769	12	33	45	24	18	0	8	16	2	101	105.4
01/25	OKC	@ PHI	W	-	2	40	40	76	.526	4	21	.190	19	25	.760	9	35	44	23	21	0	10	20	8	103	105.3
01/27	OKC	V ATL	W	-	2	40	43	82	.524	13	25	.520	12	18	.667	10	23	33	23	12	0	8	14	10	111	105.4
01/29	OKC	@ MIA	W	-	2	40	41	80	.513	16	27	.593	14	19	.737	11	23	34	23	16	0	13	16	2	112	105.6
01/31	OKC	@ BRK	W	-	2	40	49	77	.636	5	15	.333	17	20	.850	10	31	41	28	19	0	9	18	7	120	105.9
02/01	OKC	@ WAS	L	-	2	40	31	78	.397	4	24	.167	15	17	.882	11	35	46	19	18	0	4	21	5	81	105.4
02/03	OKC	V MEM	W	-	2	40	34	76	.447	4	18	.222	14	23	.609	10	34	44	17	20	0	7	16	9	86	105.0
02/05	OKC	V MIN	W	-	2	40	44	91	.484	10	27	.370	8	11	.727	19	30	49	25	22	0	8	16	6	106	105.0
02/07	OKC	@ ORL	L	-	2	40	37	73	.507	10	22	.455	18	19	.947	4	30	34	25	20	0	6	16	9	102	104.9
02/09	OKC	V NY	W	-	2	40	40	73	.548	12	27	.444	20	27	.741	5	36	41	28	19	0	6	12	5	112	105.1
02/11	OKC	@ POR	W	-	2	40	40	83	.482	7	14	.500	11	12	.917	10	34	44	14	22	0	8	16	3	98	104.9
02/13	OKC	@ LAL	W	-	2	40	39	88	.443	8	28	.286	21	24	.875	9	35	44	23	23	1	14	15	8	107	105.0
02/20	OKC	V MIA	L	-	2	40	28	74	.378	2	20	.100	23	30	.767	11	27	38	15	24	0	11	20	2	81	104.6
02/23	OKC	V LAC	L	-	2	40	43	93	.462	12	29	.414	19	24	.792	10	27	37	26	30	0	9	14	3	117	104.8
02/26	OKC	V CLE	L	-	2	40	39	80	.488	13	31	.419	13	17	.765	11	29	40	26	17	0	8	20	6	104	104.8
02/28	OKC	V MEM	W	-	2	40	38	77	.494	10	22	.455	27	32	.844	15	24	39	18	18	0	10	14	8	113	104.9
03/02	OKC	V CHA	W	-	2	40	41	82	.500	8	22	.364	26	30	.867	11	33	44	19	29	0	10	15	7	116	105.1



2013-14 HIGHS AND LOWS

2013-14 THUNDER HIGHS AND LOWS

	TEAM HIGHS	OPPONENT	TEAM LOWS	OPPONENT
Points	131	vs. LAL; 3/13	81	(3x) MR: vs. MIA; 2/20
1st Quarter	41	(2x) MR: vs. DEN; 3/24	13	at WAS; 2/1
2nd Quarter	40	at SAS; 12/21	10	vs. WAS; 1/10
3rd Quarter	41	vs. LAL; 3/13	15	at DEN; 1/9
4th Quarter	38	at MIN; 1/4	12	vs. SAC; 3/28
1st Half	72	vs. DEN; 3/24	38	(2x) MR: at WAS; 2/1
2nd Half	71	vs. LAL; 3/13	34	(2x) MR: vs. MIA; 2/20
Overtime	12	(2nd OT) at TOR; 3/21	8	at DAL; 3/25
FG Made	49	(2x) MR: at BKN; 1/31	28	(2x) MR: vs. MIA; 2/20
FG Attempted	100	at LAL; 3/9	68	vs. BKN; 1/2
FG Percentage	63.6	at BKN; 1/31	34.9	at MIN; 11/1
3P Made	16	at MIA; 1/29	2	(2x) MR: vs. MIA; 2/20
3P Attempted	36	at TOR; 3/21	12	vs. UTA; 11/24
3P Percentage	66.7	vs. POR; 1/21	10.0	vs. MIA; 2/20
FT Made	39	at DET; 11/8	6	vs. MIN; 12/1
FT Attempted	44	at DET; 11/8	9	vs. MIN; 12/1
FT Percentage	100.0	at PHX; 3/6	60.9	vs. MEM; 2/3
Off. Rebounds	24	vs. DET; 4/16	3	vs. SAC; 3/28
Def. Rebounds	48	vs. PHI; 3/4	23	(3x) MR: vs. DAL; 3/16
Tot. Rebounds	60	vs. LAL; 3/13	32	at IND; 4/13
Assists	34	vs. LAL; 12/13	9	at UTA; 10/30
Steals	15	at UTA; 10/30	2	at CHA; 12/27
Turnovers	24	vs. DAL; 11/6	6	at SAC; 4/8
Blocks	12	vs. NOP; 4/11	2	(6x) MR: at DAL; 3/25

2013-14 OPPONENT HIGHS AND LOWS

	TEAM HIGHS	OPPONENT	TEAM LOWS	OPPONENT
Points	128	(2x) MR: at DAL; 3/25	73	vs. UTA; 11/24
1st Quarter	39	vs. DEN; 11/18	9	vs. UTA; 3/30
2nd Quarter	44	(2x) MR: vs. LAC; 2/23	16	(2x) MR: at CHA; 12/27
3rd Quarter	40	at PHX; 3/6	10	at HOU; 1/16
4th Quarter	42	vs. CLE; 2/26	9	at HOU; 1/16
1st Half	73	at HOU; 1/16	30	vs. UTA; 11/24
2nd Half	67	at PHX; 3/6	19	at HOU; 1/16
Overtime	17	at DAL; 3/25	8	vs. GSW; 11/29
FG Made	45	(3x) MR: at PHX; 4/6	28	vs. UTA; 11/24
FG Attempted	101	at TOR; 3/21	68	(2x) MR: vs. CHA; 3/2
FG Percentage	58.8	at UTA; 1/7	34.0	vs. PHI; 3/4
3P Made	16	vs. GSW; 1/17	2	vs. MEM; 2/3
3P Attempted	38	at DAL; 3/25	12	at ORL; 2/7
3P Percentage	62.5	vs. MEM 2/28	12.5	vs. MEM; 2/3
FT Made	32	at HOU; 4/4	6	at WAS; 2/1
FT Attempted	43	vs. DEN; 11/18	9	at WAS; 2/1
FT Percentage	95.8	vs. CLE; 2/26	44.8	vs. UTA; 11/24
Off. Rebounds	19	(2x) MR: at PHI; 1/25	1	at LAL; 3/9
Def. Rebounds	43	at TOR; 3/21	14	at BKN; 1/31
Tot. Rebounds	57	at TOR; 3/21	17	at BKN; 1/31
Assists	31	at LAL; 3/9	8	vs. HOU; 12/29
Steals	15	(3x) MR: vs. MIA; 2/20	3	at IND; 4/13
Turnovers	25	vs. PHO; 11/3	6	(2x) MR: at CHI; 3/17
Blocks	8	(2x) MR: at TOR; 3/21	0	(3x) MR: at CLE; 3/20

2013-14 INDIVIDUAL HIGHS



INDIVIDUAL HIGHS

	HIGH	PLAYER	OPPONENT	DATE
Minutes	52	Durant	Raptors	3/21
FG Made	19	Durant	Warriors	1/17
FG Attempted	34	Durant	Jazz	1/7
3P Made	7	Durant	Raptors	3/21
3P Attempted	15	Durant	Suns	4/6
FT Made	22	Durant	Jazz	10/30
FT Attempted	24	Durant	Jazz	10/30
Off. Rebounds	8	Ibaka	Lakers	3/9
Def. Rebounds	16	Ibaka	Bucks	11/16
Tot. Rebounds	20	Ibaka	Bucks	11/16
Assists	14	Westbrook	76ers	3/4
Steals	6	Westbrook	Pistons	4/16
Blocks	8	Ibaka	Pelicans	4/11
Points	54	Durant	Warriors	1/17
Points in Quarter	23	Durant	Timberwolves	1/4
Points in a half	32	Durant	Timberwolves	1/4

OPPONENTS INDIVIDUAL HIGHS

	HIGH	PLAYER	OPPONENT	DATE
Minutes	50	Johnson	Raptors	3/21
FG Made	17	Aldridge	Blazers	12/4
FG Attempted	28	Aldridge	Blazers	12/4
3P Made	8	Green	Suns	3/6
3P Attempted	13	Green	Suns	3/6
FT Made	17	Harden	Rockets	4/4
FT Attempted	20	Harden	Rockets	4/4
Off. Rebounds	10	Monroe	Pistons	11/8
Def. Rebounds	13	Gortat	Wizards	2/1
Tot. Rebounds	19	Hickson	Nuggets	11/18
Assists	17	Marshall	Lakers	2/13
Steals	8	Young	76ers	1/25
Blocks	5	Johnson	Raptors	3/21
Points	42	Meeks	Lakers	3/9



2013-14 INDIVIDUAL AND TEAM HIGHS

PLAYER	MINUTES	FIELD GOALS	FREE THROWS	REBOUNDS			ASSISTS	STEALS	TURNOVERS	BLOCKED SHOTS	POINTS
				OFFENSIVE	DEFENSIVE	TOTAL					
STEVEN ADAMS	31C NOV 8 at Det.	7C NOV 8 at Det.	5C(2) APR 8 at Sac.	5C(2) NOV 8 at Det.	7C(3) MAR 11 vs Hou.	10C NOV 8 at Det.	3C(2) DEC 13 vs LA-L	6C MAR 24 vs Den.	4C NOV 24 vs Utah	4C FEB 3 vs Mem.	17C NOV 8 at Det.
CARON BUTLER OKC.	36 MAR 21 at Tor.	10 MAR 24 vs Den.	4 APR 14 at Phil.	2 MAR 17 at Chi.	6 MAR 13 vs LA-L	6 MAR 13 vs LA-L	3 MAR 28 vs Sac.	5(2) APR 3 vs S.A.	2 APR 14 at N.O.	1(6) APR 9 at LA-C	23(2) APR 8 at Sac.
NICK COLLISON	30 JAN 7 at Utah	5 JAN 25 at Phil.	3(4) MAR 2 vs Cha.	5 JAN 21 vs Port.	7(7) APR 8 at Sac.	7(7) APR 8 at Sac.	5T JAN 27 vs Atl.	2(4) MAR 28 vs Phil.	3(5) APR 11 vs N.O.	2(4) DEC 17 at Phil.	12 JAN 25 at Phil.
KEVIN DURANT	52T MAR 21 at Tor.	19T JAN 17 vs G.S.	22 OCT 30 at Utah	3(3) DEC 31 vs Port.	13(4) JAN 25 at Phil.	14(2) JAN 25 at Phil.	12C(3) MAR 9 at Phil.	4(4) JAN 19 vs Sac.	11C JAN 22 at S.A.	4 DEC 1 vs Minn.	54C JAN 17 vs G.S.
DEREK FISHER	35 MAR 21 at Tor.	5(4) MAR 25 at Dall.	4 JAN 4 at Minn.	2 JAN 11 vs Milw.	6 JAN 9 at Den.	6 JAN 9 at Den.	5(4) APR 8 at Sac.	4(2) MAR 20 at Cleve.	3(3) JAN 24 at Bos.	1(3) APR 16 vs Det.	15(2) FEB 23 vs LA-C
RYAN GOMES	10 NOV 24 vs Utah	1(3) DEC 29 vs Hou.	0 DEC 29 vs Hou.	0 DEC 29 vs Hou.	1(4) NOV 1 at Minn.	1(4) NOV 13 at LA-C	1 DEC 29 vs Hou.	0	1	0	2(3)
SERGE IBAKA	47C NOV 29 vs G.S.	12T(2) JAN 31 at Brk.	9T NOV 14 at G.S.	8 MAR 9 at LA-L	16C NOV 16 at Milw.	20T NOV 16 at Milw.	5C APR 14 at N.O.	3T APR 13 at Ind.	5T(2) APR 16 vs Det.	8 APR 11 vs N.O.	27C(2) APR 4 at Hou.
REGGIE JACKSON	42C(2) JAN 21 at Tor.	12C JAN 22 at S.A.	10C MAR 21 at Tor.	3T(3) MAR 9 at LA-L	11C MAR 21 at Tor.	12C MAR 21 at Tor.	11C MAR 24 vs Den.	6C JAN 16 at Hou.	8C FEB 1 at Wash.	1(9) APR 11 vs N.O.	27C(2) JAN 22 at S.A.
PERRY JONES	32 JAN 24 at Bos.	5 NOV 24 vs Utah	4C JAN 31 at Brk.	2T(6) MAR 28 vs Sac.	6 MAR 11 vs Hou.	6 MAR 11 vs Hou.	3C MAR 4 vs Phil.	3C JAN 24 at Bos.	2(5) MAR 16 vs Dall.	3C JAN 9 at Den.	13 NOV 24 vs Utah
JEREMY LAMB	35 JAN 29 at Miami	9C JAN 24 at Bos.	5 JAN 4 at Minn.	2T(4) JAN 29 at Miami	6C(4) JAN 14 at Mem.	8C JAN 4 at Minn.	6C JAN 5 vs Bos.	4C FEB 13 at LA-L	3C(3) JAN 31 at Brk.	3C JAN 9 at Den.	22C DEC 29 vs Hou.
KENDRICK PERKINS	28 DEC 31 vs Port.	5 JAN 5 vs Bos.	3(2) APR 16 vs Det.	5(2) APR 16 vs Det.	11 FEB 9 vs N.Y.	12(2) FEB 5 vs Minn.	4 DEC 13 vs LA-L	2(4) JAN 17 vs G.S.	4(2) JAN 19 vs Sac.	2(6) FEB 13 at LA-L	12 JAN 5 vs Bos.
ANDRE ROBERSON	24C(2) MAR 16 vs Dall.	3C(3) APR 14 at N.O.	2C(2) MAR 13 vs LA-L	4C NOV 1 at Minn.	5C MAR 13 vs LA-L	7C MAR 13 vs LA-L	2C(2) MAR 24 vs Den.	2C(4) MAR 16 vs Dall.	3C DEC 11 at Mem.	2C MAR 24 vs Den.	8C MAR 13 vs LA-L
THABO SEFOLOSHA	39 JAN 11 vs Milw.	6(3) JAN 24 at Bos.	5 FEB 5 vs Minn.	3(3) JAN 11 vs Milw.	7 NOV 14 at G.S.	9 NOV 14 at G.S.	4(6) APR 13 at Ind.	6(2) JAN 29 at Miami	4(3) JAN 2 vs Brk.	2 JAN 11 vs Milw.	14(3) JAN 31 at Brk.
HASHEEM THABEET	20 MAR 28 vs Sac.	3 MAR 4 vs Phil.	1 MAR 4 vs Phil.	3 DEC 13 vs LA-L	4(3) MAR 28 vs Sac.	5(2) MAR 2 vs Cha.	1 DEC 13 vs LA-L	2T MAR 2 vs Cha.	2(2) MAR 20 at Cleve.	3 MAR 2 vs Cha.	7 MAR 4 vs Phil.
RUSSELL WESTBROOK	42 NOV 29 vs G.S.	13(3) MAR 6 at Phoe.	12(2) APR 16 vs Det.	4 APR 13 at Ind.	12C(2) DEC 25 at N.Y.	13(2) DEC 25 at N.Y.	14 MAR 4 vs Phil.	6 APR 16 vs Det.	8(3) MAR 25 at Dall.	2 APR 6 at Phoe.	36 MAR 6 at Brk.
THUNDER High Games	290 MAR 21 at Tor.	49(2) JAN 31 at Brk.	39 NOV 8 at Det.	24 APR 16 vs Det.	48 MAR 4 vs Phil.	60 MAR 13 vs LA-L	34 DEC 13 vs LA-L	15 OCT 30 at Utah	24 NOV 6 vs Dall.	12 APR 11 vs N.O.	131 MAR 13 vs LA-L
THUNDER Low Games	240(78) APR 16 vs Det.	28(2) FEB 20 vs Miami	6 DEC 1 vs Minn.	3 MAR 28 vs Sac.	23(3) MAR 16 vs Dall.	32 APR 13 at Ind.	9 OCT 30 at Utah	2 DEC 27 at Cha.	6 APR 8 at Sac.	2(6) MAR 25 at Dall.	81(3) FEB 20 vs Miami
OPPONENTS High Games	290 MAR 21 at Tor.	45(3) APR 6 at Phoe.	32 APR 4 at Hou.	19(2) JAN 25 at Phil.	43 MAR 21 at Tor.	57 MAR 21 at Tor.	31 MAR 9 at LA-L	15(3) FEB 20 vs Miami	25 NOV 3 vs Phoe.	8(2) MAR 21 at Tor.	128(2) MAR 25 at Dall.
OPPONENTS Low Games	240(78) APR 16 vs Det.	28 NOV 24 vs Wash.	6 FEB 1 at Wash.	1 MAR 9 at LA-L	14 JAN 31 at Brk.	17 JAN 31 at Brk.	8 DEC 29 vs Hou.	3 APR 13 at Ind.	6(2) MAR 17 at Chi.	0(3) MAR 20 at Cleve.	73 NOV 24 vs Utah

C indicates a new career-high. *T* a tied career-high.
Numbers in parentheses indicate the number of games in which a player or team has reached a given total (if more than one).

2013-14 LEADERS/BACK-TO-BACK



2013-14 THUNDER GAME LEADERS

	Totals			Double-Doubles		Game Leaders				
	10+ Pts	20+ Pts	30+ Pts	10+ Reb	10+ Ast	Pt/Reb	Pt/Ast	Pts	Reb	Ast
Steven Adams	3	0	0	1	0	1	0	0	6	0
Caron Butler	11	2	0	0	0	0	0	1	0	0
Nick Collison	3	0	0	0	0	0	0	0	5	1
Kevin Durant*	81	77	47	23	7	23	7	69	23	34
Derek Fisher	11	0	0	0	0	0	0	0	0	2
Serge Ibaka	69	16	0	33	0	29	0	1	41	0
Reggie Jackson	59	8	0	1	1	1	1	1	2	24
Perry Jones	5	0	0	0	0	0	0	0	0	0
Jeremy Lamb	30	1	0	0	0	0	0	1	0	0
Kendrick Perkins	1	0	0	4	0	0	0	0	6	0
Andre Roberson	0	0	0	0	0	0	0	0	0	0
Thabo Sefolosha	12	0	0	0	0	0	0	0	0	0
Hasheem Thabeet	0	0	0	0	0	0	0	0	0	0
Russell Westbrook**	45	30	7	6	7	6	7	9	9	34

*Kevin Durant has recorded three triple-doubles this season

**Russell Westbrook has recorded two triple-doubles this season

2013-14 THUNDER BACK-TO-BACK SETS

1.	11/13 at LA Clippers	L, 103-111	11/14 at Golden State	L, 115-116	0-2
2.	12/3 at Sacramento	W, 97-95	12/4 at Portland	L, 104-111	1-1
3.	12/10 at Atlanta	W, 101-92	12/11 at Memphis	W, 116-100	2-0
4.	12/21 at San Antonio	W, 113-100	12/22 vs. Toronto	L, 98-104	1-1
5.	1/4 at Minnesota	W, 115-111	1/5 vs. Boston	W, 96-119	2-0
6.	1/16 at Houston	W, 104-92	1/17 vs. Golden State	W, 127-121	2-0
7.	1/21 vs. Portland	W, 105-97	1/22 at San Antonio	W, 111-105	2-0
8.	1/24 at Boston	W, 101-83	1/25 at Philadelphia	W, 103-91	2-0
9.	1/31 at Brooklyn	W, 120-95	2/1 at Washington	L, 81-96	1-1
10.	3/16 vs. Dallas	L, 86-109	3/17 at Chicago	W, 97-85	1-1
11.	3/20 at Cleveland	W, 102-95	3/21 at Toronto	W, 119-118	2-0
12.	3/24 vs. Denver	W, 117-96	3/25 at Dallas	L, 119-128	1-1
13.	4/3 vs. San Antonio	W, 106-94	4/4 at Houston	L, 107-111	1-1
14.	4/8 at Sacramento	W, 107-92	4/9 at LA Clippers	W, 107-101	2-0
15.	4/13 at Indiana	L, 97-102	4/14 at New Orleans	L, 89-101	0-2

(15 back-to-backs; 20-10 record total; 12-3 on the first night and 8-7 on the second night)



2013-14 INJURIES/STARTING LINEUPS

2013-14 THUNDER GAMES LOST DUE TO INJURY OR ILLNESS

PLAYER	DATE(S)	GAMES	INJURY OR ILLNESS
Player	Date(s)	Games	Injury or Illness
Russell Westbrook	10/30-11/1	2	lateral meniscus tear
Nick Collison	11/10	1	left hip contusion
Thabo Sefolosha	11/16	1	flu-like symptoms
Thabo Sefolosha	12/10-12/13	3	sprained right knee
Russell Westbrook	12/27 - 2/13	27	right knee
Serge Ibaka	1/7	1	flu-like symptoms
Kevin Durant	1/24	1	right shoulder sprain
Kendrick Perkins	2/23-3/30	17	left groin strain
Thabo Sefolosha	3/2-4/6	17	left calf strain
Reggie Jackson	3/28-3/30	2	mid back sprain

TOTAL GAMES MISSED (8 PLAYERS): 29 GAMES

THUNDER STARTING LINEUPS

FORWARD	FORWARD	CENTER	GUARD	GUARD	GS	W	L
Durant	Ibaka	Perkins	Sefolosha	Jackson	30	22	8
Durant	Ibaka	Perkins	Sefolosha	Westbrook	24	20	4
Durant	Ibaka	Perkins	Roberson	Westbrook	6	5	1
Durant	Ibaka	Adams	Roberson	Westbrook	6	5	1
Durant	Ibaka	Adams	Jones	Westbrook	5	3	2
Durant	Ibaka	Adams	Sefolosha	Westbrook	5	1	4
Durant	Ibaka	Adams	Roberson	Jackson	4	2	2
Jones	Ibaka	Perkins	Sefolosha	Jackson	1	1	0
Durant	Jones	Perkins	Sefolosha	Jackson	1	0	1

Total: 9 Different Starting Lineups

STARTER	GS	W	L
Adams	20	11	9
Collison	---	--	--
Durant	81	58	23
Fisher	--	--	--
Gomes	--	--	--
Ibaka	81	59	22
Jackson	36	25	11
Jones	7	4	3
Lamb	--	--	--
Perkins	62	48	14
Roberson	16	12	4
Sefolosha	61	44	17
Thabeet	--	--	--
Westbrook	46	34	12

2013-14 TRANSACTIONS



June 28	Selected Steven Adams with the 12th overall pick in the 2013 NBA Draft, acquired the draft rights to Andre Roberson (originally selected 26th overall by Minnesota), selected Alex Abrines with the 32nd overall pick and acquired the draft rights to Grant Jerrett
July 11	Acquired a Traded Player Exception and the draft rights to Szymon Szewczyk as part of a three-team trade that sent guard Kevin Martin to Minnesota and guard Luke Ridnour along with a second round draft pick to the Milwaukee Bucks
July 12	Signed Steven Adams and Andre Roberson
July 27	Signed Derek Fisher
Aug. 7	Signed Ryan Gomes
Sep. 6	Waived DeAndre Liggins
Sep. 27	Signed guards Diante Garrett and Rodney McGruder
Aug. 10	Waived Daniel Orton
Oct. 25	Waived Diante Garrett and Rodney McGruder
Oct. 25	Exercised fourth-year contract option on guard Reggie Jackson and third-year contract options on Jeremy Lamb and Perry Jones
Dec. 3	Assigned Andre Roberson to the Tulsa 66ers
Dec. 9	Recalled Andre Roberson from the Tulsa 66ers
Jan. 7	Acquired a pair of conditional 2nd round draft picks from the Memphis Grizzlies as part of a three-team deal. Included in the trade, the Thunder sent Ryan Gomes to the Boston Celtics and cash considerations to the Grizzlies.
Jan. 10	Assigned Andre Roberson to the Tulsa 66ers
Jan. 12	Recalled Andre Roberson from the Tulsa 66ers
Jan. 16	Signed Royal Ivey to a 10-day contract
Jan. 17	Assigned Andre Roberson to the Tulsa 66ers
Jan. 19	Recalled Andre Roberson from the Tulsa 66ers
Jan. 27	Assigned Andre Roberson to the Tulsa 66ers
Feb. 2	Recalled Andre Roberson from the Tulsa 66ers
Feb. 4	Assigned Andre Roberson to the Tulsa 66ers
Feb. 5	Recalled Andre Roberson from the Tulsa 66ers
Feb. 7	Assigned Andre Roberson to the Tulsa 66ers
Feb. 9	Recalled Andre Roberson from the Tulsa 66ers
Feb. 18	Assigned Andre Roberson to the Tulsa 66ers
Feb. 19	Recalled Andre Roberson from the Tulsa 66ers
Feb. 21	Assigned Andre Roberson to the Tulsa 66ers
Feb. 23	Recalled Andre Roberson from the Tulsa 66ers
Mar. 1	Signed Caron Butler
Mar. 6	Signed Reggie Williams to a 10-day contract
Mar. 11	Assigned Reggie Williams to the Tulsa 66ers
Mar. 11	Recalled Reggie Williams from the Tulsa 66ers
Mar. 15	Assigned Reggie Williams to the Tulsa 66ers
Mar. 16	Signed Mustafa Shakur to a 10-day contract
Mar. 28	Signed Reggie Williams to a 10-day contract
Apr. 7	Signed Grant Jerrett





OFFENSIVE/DEFENSIVE STATS

TEAMS' STATISTICS

Table of team statistics including field goals, three-point field goals, free throws, rebounds, miscellaneuous, scoring, and assists.

OPPONENTS' STATISTICS

Table of opponent statistics including field goals, three-point field goals, free throws, rebounds, miscellaneuous, scoring, and assists.

MISCELLANEOUS TEAM STATISTICS

Table of miscellaneous team statistics including points per game, turnovers, rebound percentages, below percentages, overtime, and three-point percentage.

COMPOSITE: 2460 games. *League leader. ROUND PERCENTAGES: OFF - Percentage of a given team's missed shots which that team rebounds. DEF - Percentage of opponents' missed shots which a given team rebounds. TOT - Average of offensive and defensive rebound percentages.

OFFENSIVE/DEFENSIVE STATS

TEAMS' STATISTICS (PER GAME)

Table of team statistics (per game) including field goals, three-point field goals, free throws, rebounds, miscellaneuous, scoring, and assists.

OPPONENTS' STATISTICS (PER GAME)

Table of opponent statistics (per game) including field goals, three-point field goals, free throws, rebounds, miscellaneuous, scoring, and assists.

TEAMS' STATISTICS, RANK WITHIN LEAGUE

Table of team statistics with league rankings including FG pct, 3-pt FG pct, Reb./g, Assists/g, Turnovers/g, Blocks/g, and Pts./g.

OPPONENTS' STATISTICS, RANK WITHIN LEAGUE

Table of opponent statistics with league rankings including Points/game, FG pct, 3-pt FG pct, Off. Reb./g, Def. Reb./g, Rebounds/g, Assists/g, Steals/g, Turnovers/g, Blocks/g, Pts./g, and DQ/game.


COMBINATION TEAM/OPPONENT STATISTICS, RANK WITHIN LEAGUE

Table of combination team/opponent statistics with league rankings including Pts/g/diff, Off. Reb./g, Def. Reb./g, and Total Reb./g.



NBA PLAYOFF STRUCTURE/ATTENDANCE

2015 NBA PLAYOFF STRUCTURE



Eight teams from each conference qualify for the NBA Playoffs. The three division winners and the team with the next-best record from each conference will receive the top four seeds and will be ranked Nos. 1-4 according to their regular-season records. The remaining four teams in each conference will be seeded 5-8 according to their won-lost records. In each round of the playoffs, the team with the better regular-season won-lost record gets the home-court advantage.

All rounds of the playoffs are a best-of-seven series. Each best-of-seven series will play 2-2-1-1-1 format.

2013-14 FINAL REGULAR SEASON ATTENDANCE

TEAM	HOME ATTENDANCE			ROAD ATTENDANCE		
	G	ATT	AVG	G	ATT	AVG
Atlanta Hawks	41	587,927	14,340	41	708,251	17,274
Boston Celtics	41	742,040	18,099	41	716,876	17,485
Brooklyn Nets	41	707,331	17,252	41	718,662	17,528
Charlotte Bobcats	41	636,268	15,519	41	698,106	17,027
Chicago Bulls	41	890,370	21,716	41	719,618	17,552
Cleveland Cavaliers	41	710,522	17,330	41	712,550	17,379
Dallas Mavericks	41	817,982	19,951	41	708,018	17,269
Denver Nuggets	41	692,898	16,900	41	705,675	17,212
Detroit Pistons	41	615,238	15,006	41	708,505	17,281
Golden State Warriors	41	803,436	19,596	41	718,576	17,526
Houston Rockets	41	743,082	18,124	41	714,540	17,428
Indiana Pacers	41	717,542	17,501	41	732,759	17,872
Los Angeles Clippers	41	787,692	19,212	41	705,964	17,219
Los Angeles Lakers	41	771,974	18,829	41	731,678	17,846
Memphis Grizzlies	41	685,458	16,718	41	708,043	17,269
Miami Heat	41	811,036	19,781	41	786,823	19,191
Milwaukee Bucks	41	552,067	13,465	41	697,562	17,014
Minnesota Timberwolves	41	597,157	14,565	41	721,826	17,606
New Orleans Pelicans	41	672,029	16,391	41	713,288	17,397
New York Knickerbockers	41	812,292	19,812	41	714,321	17,422
Oklahoma City Thunder	41	746,323	18,203	41	744,987	18,170
Orlando Magic	41	666,046	16,245	41	679,941	16,584
Philadelphia 76ers	41	568,632	13,869	41	715,093	17,441
Phoenix Suns	41	650,739	15,872	41	707,251	17,250
Portland Trail Blazers	41	809,602	19,746	41	709,822	17,313
Sacramento Kings	41	667,949	16,291	41	691,240	16,860
San Antonio Spurs	41	755,031	18,415	41	721,842	17,606
Toronto Raptors	41	748,339	18,252	41	684,820	16,703
Utah Jazz	41	745,203	18,176	41	709,125	17,296
Washington Wizards	41	698,068	17,026	41	704,511	17,183
National Basketball Association	1230	21,410,273	17,407	1230	21,410,273	17,407
TOTALS	1230	21,410,273	17,407	1230	21,410,273	17,407

NBA DIRECTORY



NATIONAL BASKETBALL ASSOCIATION

NBA ENTERTAINMENT WOMEN'S NATIONAL BASKETBALL ASSOCIATION NATIONAL BASKETBALL DEVELOPMENT LEAGUE

NEW YORK

Olympic Tower
645 Fifth Avenue
New York, NY 10022
Telephone: 212-407-8000
Fax: 212-832-3861

NEW JERSEY

100 Plaza Drive
Secaucus, NJ 07094
Telephone: 201-865-1500
Fax: 201-974-5973

INTERNATIONAL OFFICES

EUROPEAN HEADQUARTERS - NBA EMEA

Endeavour House
189 Shaftesbury Avenue
London, United Kingdom WC2H 8JR
Telephone: +44-20-7420-8900

SPAIN

Pqe. Empresarial "La Finca"
Edif. 17A, 1a
28223 Pozuelo de Alarcon, Madrid, Spain
Telephone: +34-911-517-101
Fax: +34-911-517-120

AFRICA

6th Floor World Trade Center, Cnr West Road South and Lower Road
Morningside 2196
Johannesburg, South Africa
Telephone: +27-87-940-1333
Fax: +27-86-726-6351

INDIA

1st Floor, Parinee Crescenzo
C38 & C39G Block, Bandra Kurla Complex
Bandra (East) Mumbai, India 400051
Telephone: +91-22-330-406
Fax: +91-22-6155-4899

BRAZIL

Av Borges de Medeiros, 633
Sala 303 - Leblon
Rio de Janeiro, RJ, Brazil 22430-041
Telephone: +55-21-3206-6400
Fax: +55-21-2586-6001

MEXICO

Av Santa Fe 94, Torre A Piso 8, Colonia Zedec Santa Fe
Mexico DF Mexico 01210
Telephone: +52-55-88511599
Fax: +52-55-88511111

CANADA

50 Bay Street
Suite 1402
Toronto, Ontario
Canada M5J 3A5
Telephone: (416) 682-2000
Fax: (416) 364-0205

HONG KONG

Room 3101, The Lee Gardens
33 Hysan Avenue
Causeway Bay, Hong Kong
Telephone: +852-2843-9600
Fax: +852-2536-4808

TAIWAN

Suite 1303, No. 88, Section 2
Chung Hsiao East Road
Taipei, Taiwan ROC 100
Telephone: +886-2-2397-8000
Fax: +886-2-2358-1098

KOREA

21/F Seoul Finance Center
136 Sejong-Daero, Jung-Gu
Seoul, Korea 100-768
Telephone: +822-3782-6835
Fax: +822-3782-4555

CHINA - BEIJING

19th Floor, Office Tower 2, China Central Place
No. 79 Jianguo Road, Chaoyang District
Beijing, China 100025
Telephone: +86-10-5200-8200
Fax: +86-10-5200-8202

CHINA - SHANGHAI

Unit 2703-2708, 27F, Tower 2 Plaza 66
1366 Nanjing West Road, Jing An District
Shanghai, China 200040
Telephone: +86-21-6137-2200
Fax: +86-21-6288-9920





YEAR-BY-YEAR RECORD

Season	Home	Road	Neutral	Overall
1967-68	9-19	7-24	7-16	23-59
1968-69	18-18	6-29	6-5	30-52
1969-70	22-14	10-26	4-6	36-46
1970-71	27-13	11-30	0-1	38-44
1971-72	28-12	18-22	1-1	47-35
1972-73	16-25	10-29	0-2	26-56
1973-74	22-19	14-27	0-0	36-46
1974-75	24-17	19-22	0-0	43-39
1975-76	31-10	12-29	0-0	43-39
1976-77	27-14	13-28	0-0	40-42
1977-78	31-10	16-25	0-0	47-35
1978-79*	31-10	21-20	0-0	52-30
1979-80	33-8	23-18	0-0	56-26
1980-81	22-19	12-29	0-0	34-48
1981-82	31-10	21-20	0-0	52-30
1982-83	29-12	19-22	0-0	48-34
1983-84	32-9	10-31	0-0	42-40
1984-85	20-21	11-30	0-0	31-51
1985-86	24-17	7-34	0-0	31-51
1986-87	25-16	14-27	0-0	39-43
1987-88	32-9	12-29	0-0	44-38
1988-89	31-10	16-25	0-0	47-35
1989-90	30-11	11-30	0-0	41-41
1990-91	28-13	13-28	0-0	41-41
1991-92	28-13	19-22	0-0	47-35
1992-93	32-8	21-19	2-0	55-27
1993-94	37-4	26-15	0-0	63-19
1994-95	32-9	25-16	0-0	57-25
1995-96	38-3	26-15	0-0	64-18
1996-97	31-10	26-15	0-0	57-25
1997-98	35-6	26-15	0-0	61-21
1998-99	17-8	8-17	0-0	25-25
1999-00	24-17	21-20	0-0	45-37
2000-01	26-15	18-23	0-0	44-38
2001-02	26-15	19-22	0-0	45-37
2002-03	25-16	15-26	0-0	40-42
2003-04	20-20	15-25	2-0	37-45
2004-05	26-15	26-15	0-0	52-30
2005-06	22-19	13-28	0-0	35-47
2006-07	20-21	11-30	0-0	31-51
2007-08	13-28	7-34	0-0	20-62
2008-09	15-26	8-33	0-0	23-59
2009-10	27-14	23-18	0-0	50-32
2010-11	30-11	25-16	0-0	55-27
2011-12	26-7	21-12	0-0	47-19
2012-13	34-7	26-15	0-0	60-22
2013-14	34-7	25-16	0-0	59-23
TOTALS	1241-635	776-1101	22-31	2039-1767
PCT.	.662	.413	.415	.536

* Won NBA Championship
Club records in bold

COACHES RECORDS



COACHES YEAR-BY-YEAR

SEASON	COACH	WL	PCT	FINISH	PLAYOFFS PCT
1967-68	Al Bianchi	23-59	.280	5th/West	Did not qualify
1968-69	Al Bianchi	30-52	.366	6th/West	Did not qualify
1969-70	Lenny Wilkens	36-46	.439	5th/West	Did not qualify
1970-71	Lenny Wilkens	38-44	.463	4th/Pacific	Did not qualify
1971-72	Lenny Wilkens	47-35	.573	3rd/Pacific	Did not qualify
1972-73	Tom Nissalke	13-32			
	Bucky Buckwalter	13-24			
	Total	23-56			
1973-74	Bill Russell	36-46	.317	4th/Pacific	Did not qualify
1974-75	Bill Russell	43-39	.439	3rd/Pacific	Did not qualify
1975-76	Bill Russell	43-39	.524	2nd/Pacific	4-5
1976-77	Bill Russell	43-39	.524	2nd/Pacific	2-4
1977-78	Bill Russell	40-42	.488	4th/Pacific	Did not qualify
	Bob Hopkins	5-17			
	Lenny Wilkens	42-18			
	Total	47-35	.573	3rd/Pacific	13-9
1978-79	Lenny Wilkens	52-30	.634	1st/Pacific	12-5
1979-80	Lenny Wilkens	56-26	.683	2nd/Pacific	7-8
1980-81	Lenny Wilkens	34-48	.415	6th/Pacific	Did not qualify
1981-82	Lenny Wilkens	52-30	.634	2nd/Pacific	3-5
1982-83	Lenny Wilkens	48-34	.585	3rd/Pacific	0-2
1983-84	Lenny Wilkens	42-40	.512	3rd/Pacific	2-3
1984-85	Lenny Wilkens	31-51	.378	4th/Pacific	Did not qualify
1985-86	Bernie Bickerstaff	31-51	.378	5th/Pacific	Did not qualify
1986-87	Bernie Bickerstaff	39-43	.475	4th/Pacific	7-7
1987-88	Bernie Bickerstaff	44-38	.537	3rd/Pacific	2-3
1988-89	Bernie Bickerstaff	47-35	.573	3rd/Pacific	3-5
1989-90	Bernie Bickerstaff	41-41	.500	4th/Pacific	Did not qualify
1990-91	K.C. Jones	41-41	.500	5th/Pacific	2-3
1991-92	K.C. Jones	18-18			
	Bob Kloppenburg	2-2			
	George Karl	27-15			
	Total	47-35	.573	4th/Pacific	4-5
1992-93	George Karl	55-27	.670	2nd/Pacific	10-9
1993-94	George Karl	63-19	.768	1st/Pacific	2-3
1994-95	George Karl	57-25	.695	2nd/Pacific	1-3
1995-96	George Karl	64-18	.780	1st/Pacific	13-8
1996-97	George Karl	57-25	.695	1st/Pacific	6-6
1997-98	George Karl	61-21	.753	1st/Pacific	4-6
1998-99	Paul Westphal	25-25	.500	5th/Pacific	Did not qualify
1999-00	Paul Westphal	45-37	.549	4th/Pacific	2-3
2000-01	Paul Westphal	6-9			
	Nate McMillan	38-29			
	Total	44-38	.537	5th/Pacific	Did not qualify
2001-02	Nate McMillan	45-37	.549	4th/Pacific	2-3
2002-03	Nate McMillan	40-42	.488	5th/Pacific	Did not qualify
2003-04	Nate McMillan	37-45	.451	5th/Pacific	Did not qualify
2004-05	Nate McMillan	52-30	.634	1st/Northwest	6-5
2005-06	Bob Weiss	13-17	.433		
	Bob Hill	22-30	.423		
	Total	35-47	.427	3rd/Northwest	Did not qualify
2006-07	Bob Hill	31-51	.378	5th/Northwest	Did not qualify
2007-08	P.J. Carlesimo	20-62	.244	5th/Northwest	Did not qualify
2008-09	P.J. Carlesimo	1-12			
	Scott Brooks	22-47			
	Total	23-59	.280	5th/Northwest	Did not qualify
2009-10	Scott Brooks	50-32	.610	4th/Northwest	2-4
2010-11	Scott Brooks	55-27	.671	1st/Northwest	9-8
2011-12	Scott Brooks	47-19	.712	1st/Northwest	13-7
2012-13	Scott Brooks	60-22	.732	1st/Northwest	5-6
2013-14	Scott Brooks	59-23	.720	1st/Northwest	10-9
TOTALS	Scott Brooks	2039-1767	.536		146-146

Note: Bickerstaff's 1988-89 total includes six games he did not coach due to illness (Tom Newell, 0-1/Bob Kloppenburg, 1-4).
McMillan's 2001-02 total includes one game he did not coach due to a family illness (Dwane Casey, 1-0).
McMillan's 2004-05 total includes four games he did not coach due to family circumstances (Dwane Casey, 2-2).
Hill's 2006-07 total includes one game he did not coach due to illness (Gordon Chiesa, 0-1).

COACHES OVERALL RECORDS

COACH	REGULAR SEASON RECORD	PCT	PLAYOFF RECORD	PCT
Al Bianchi	---	---	0-0	---
Lenny Wilkens	53-111	.323	37-32	.536
Tom Nissalke	478-402	.543	0-0	---
Bucky Buckwalter	13-32	.289	0-0	---
Bill Russell	13-24	.351	0-0	---
Bob Hopkins	162-166	.494	6-9	.400
Bernie Bickerstaff	5-17	.227	0-0	---
K.C. Jones	202-208	.493	12-15	.444
Bob Kloppenburg	59-59	.500	2-3	.400
George Karl	2-2	.500	0-0	---
Paul Westphal	384-150	.719	40-40	.500
Nate McMillan	76-71	.517	2-3	.400
Bob Weiss	212-183	.551	8-8	.500
Bob Hill	13-17	.433	0-0	---
P.J. Carlesimo	53-81	.396	0-0	---
Scott Brooks	21-74	.221	0-0	---
Scott Brooks	293-170	.633	39-36	.520
TOTALS	2039-1767	.536	146-146	.500



ON OPENING NIGHT

HOME OPENERS (28-16)

DATE	OPPONENT	RESULT	SCORE
10/20/67	San Diego	L	114-121
10/19/68	San Francisco	L	95-107
10/25/69	L.A. Lakers	L	106-130
*10/14/70	Detroit	L	117-123
10/16/71	Milwaukee	L	91-98
10/20/72	Golden State	L	92-101
10/12/73	Capital (Wash.)	W	103-102
10/18/74	Detroit	L	95-100
*10/24/75	Portland	W	105-97
*10/24/76	N.Y. Nets	W	104-93
10/21/77	Portland	L	99-106
*10/13/78	Chicago	W	104-86
10/17/79	L.A. Lakers	W	112-110
*10/10/80	L.A. Lakers	L	98-99
*10/31/81	Phoenix	W	94-84
*10/29/82	Houston	W	128-95
*10/28/83	Golden State	L	109-110
*10/26/84	Utah	W	102-94
11/2/85	Chicago	W	118-100
11/1/86	Sacramento	W	114-103
11/7/87	Phoenix	W	112-96
11/5/88	Denver	W	142-141 (OT)
*11/3/89	Minnesota	W	106-94
*11/3/90	Houston	W	118-106
*11/1/91	Phoenix	L	95-99
11/7/92	Houston	W	89-85
*11/6/93	L.A. Lakers	W	129-101
*11/4/94	Utah	W	110-103
11/4/95	L.A. Lakers	W	103-89
11/2/96	Portland	W	104-93
11/1/97	Dallas	L	81-89
*2/5/99	Dallas	W	92-86 (OT)
11/4/99	Dallas	W	106-96
11/1/00	Denver	W	112-99
11/1/01	San Antonio	W	114-108
*10/30/02	Phoenix	W	86-73
*10/30/03	L.A. Clippers	W	109-100
11/5/04	Atlanta	W	106-85
*11/2/05	L.A. Clippers	L	93-101
*11/1/06	Portland	L	106-110
11/1/07	Phoenix	L	99-106
*10/29/08	Milwaukee	L	87-98
*10/28/09	Sacramento	W	102-89
*10/27/10	Chicago	W	106-95
*12/25/11	Orlando	W	97-89
11/2/12	Portland	W	106-92
11/3/13	Phoenix	W	103-96

*Season Opening Games (23-24)

ROAD OPENERS (17-27)

DATE	OPPONENT	RESULT	SCORE
*10/13/67	San Francisco	L	116-144
*10/7/68	San Diego	L	110-128
*10/14/69	New York	L	101-126
10/25/70	Milwaukee	L	107-126
*10/12/71	Buffalo	W	123-90
*10/10/72	New York	L	89-113
*10/10/73	Phoenix	L	111-115
*10/17/74	Phoenix	L	97-114
10/28/75	Chicago	L	90-101
10/26/76	Indiana	L	90-120
*10/19/77	Golden State	L	84-116
10/17/78	New York	W	120-109
*10/14/79	San Diego	L	93-98
10/12/80	Portland	L	96-107
11/1/81	Portland	L	94-104
10/31/82	San Diego	W	127-109
10/30/83	Kansas City	W	128-116
10/30/84	Portland	L	83-115
*10/26/85	Dallas	L	95-101
*10/31/86	Portland	W	127-110
*11/6/87	L.A. Lakers	L	109-113
*11/4/88	Utah	W	104-97
11/4/89	Sacramento	L	100-107
11/9/90	Denver	W	135-129
11/7/91	Utah	W	103-95
*11/6/92	at Houston	W	111-94
11/8/93	Utah	W	101-100
11/15/94	New Jersey	L	106-112
*11/3/95	Utah	L	94-112
*11/1/96	Utah	L	91-99
*10/31/97	Portland	W	91-83
2/10/99	Golden State	W	89-82
*11/2/99	L.A. Clippers	W	104-92
*10/31/00	Vancouver	L	88-94
*10/30/01	Sacramento	L	95-101
11/1/02	Golden State	W	106-93
10/31/03	L.A. Clippers	W	124-105
*11/3/04	L.A. Clippers	L	84-114
11/8/05	Memphis	L	69-94
11/3/06	L.A. Lakers	L	112-118
*10/31/07	Denver	L	103-120
11/1/08	Houston	L	77-89
10/30/09	Detroit	W	91-83
10/29/10	Detroit	W	105-104
12/26/11	Minnesota	W	104-100
*11/1/12	San Antonio	L	84-86
*10/30/13	Utah	W	101-98

Note: In 1992, the team played their opening game in Yokohama, Japan, defeating the Houston Rockets 111-94. In 2003, the team played their opening game in Saitama, Japan, defeating the L.A. Clippers 109-100.

ALL-TIME OPENING-NIGHT STARTING LINEUPS



1967	Walt Hazzard Rod Thorn Bob Rule Bud Olsen Tom Meschery	1977	Don "Slick" Watts Fred Brown Mike Green Paul Silas Bruce Seals	1987	Nate McMillan Dale Ellis Alton Lister Xavier McDaniel Tom Chambers	1997	Gary Payton Hersey Hawkins Aaron Williams Detlef Schrempf Vin Baker
1968	Art Harris Rod Thorn Bob Rule Al Tucker Tom Meschery	1978	Dick Snyder Fred Brown Tom LaGarde Jack Sikma John Johnson	1988	Nate McMillan Dale Ellis Alton Lister Michael Cage Derrick McKey	1998	Gary Payton Billy Owens Olden Polynice Detlef Schrempf Vin Baker
1969	Lenny Wilkens Art Harris Bob Rule Bob Boozer Tom Meschery	1979	Dennis Johnson Gus Williams Jack Sikma John Johnson Lonnie Shelton	1989	Nate McMillan Dale Ellis Michael Cage Derrick McKey Xavier McDaniel	1999	Gary Payton Brent Barry Horace Grant Ruben Patterson Vin Baker
1970	Lenny Wilkens Dick Snyder Bob Rule Don Kojis Tom Meschery	1980	Paul Westphal Vinnie Johnson Jack Sikma Lonnie Shelton John Johnson	1990	Gary Payton Desmond Mason Michael Cage Derrick McKey Xavier McDaniel	2000	Gary Payton Desmond Mason Patrick Ewing Rashard Lewis Vin Baker
1971	Lenny Wilkens Dick Snyder Bob Rule Garfield Heard Spencer Haywood	1981	Gus Williams Bill Hanzlik Bob Rule Wally Walker Lonnie Shelton	1991	Nate McMillan Ricky Pierce Benoit Benjamin Derrick McKey Michael Cage	2001	Gary Payton Brent Barry Calvin Booth Rashard Lewis Vin Baker
1972	Butch Beard Dick Snyder Jim McDaniels John Brisker Spencer Haywood	1982	Gus Williams David Thompson Jack Sikma Danny Vranes Lonnie Shelton	1992	Gary Payton Ricky Pierce Benoit Benjamin Derrick McKey Shawn Kemp	2002	Gary Payton Brent Barry Predrag Drobnjak Rashard Lewis Reggie Evans
1973	Fred Brown Dick Snyder Spencer Haywood Jim McDaniels John Brisker	1983	Al Wood Gus Williams Jack Sikma Danny Vranes Tom Chambers	1993	Gary Payton Kendall Gill Sam Perkins Detlef Schrempf Shawn Kemp	2003	Brent Barry Ronald Murray Calvin Booth Rashard Lewis Vladimir Radmanovic
1974	Fred Brown Archie Clark Jim Fox Kennedy McIntosh Spencer Haywood	1984	Al Wood Gerald Henderson Jim Fox Jack Sikma Danny Vranes Tom Chambers	1994	Gary Payton Kendall Gill Sam Perkins Detlef Schrempf Shawn Kemp	2004	Luke Ridnour Ray Allen Jerome James Rashard Lewis Reggie Evans
1975	Don "Slick" Watts Fred Brown Tom Burleson Talvin Skinner Leonard Gray	1985	Al Wood Gerald Henderson Tom Burleson Jack Sikma Danny Vranes Tom Chambers	1995	Gary Payton Hersey Hawkins John Johnson Detlef Schrempf Shawn Kemp	2005	Luke Ridnour Ray Allen Johan Petro Rashard Lewis Reggie Evans
1976	Don "Slick" Watts Fred Brown Tom Burleson Bruce Seals Leonard Gray	1986	Michael Phelps Gerald Henderson Alton Lister Xavier McDaniel Tom Chambers	1996	Gary Payton Hersey Hawkins Jim McVaine Detlef Schrempf Shawn Kemp	2006	Luke Ridnour Ray Allen Mouhamed Sene Rashard Lewis Chris Wilcox
2007	Earl Watson Kevin Durant Nick Collison Damien Wilkins Chris Wilcox	2008	Earl Watson Kevin Durant Johan Petro Jeff Green Nick Collison	2009	Russell Westbrook Thabo Sefolosha Kevin Durant Jeff Green Nenad Krstic	2010	Russell Westbrook Thabo Sefolosha Kevin Durant Jeff Green Nenad Krstic
2011	Russell Westbrook Thabo Sefolosha Kevin Durant Serge Ibaka Kendrick Perkins	2012	Russell Westbrook Thabo Sefolosha Kevin Durant Serge Ibaka Kendrick Perkins	2013	Reggie Jackson Thabo Sefolosha Kevin Durant Serge Ibaka Kendrick Perkins		

LEADERS FOR MOST STARTS ON OPENING NIGHT

Gary Payton	12	Fred Brown	6	Tom Chambers	5	Dick Snyder	5
Jack Sikma	8	Detlef Schrempf	6	Shawn Kemp	5	Dick Snyder	5
Kevin Durant	7	Thabo Sefolosha	5	Derrick McKey	5		
Rashard Lewis	7	Vin Baker	5				



HIGH/LOW SCORING GAMES - WIN/LOSS STREAKS

HIGHEST SCORING GAMES

POINTS	OPPONENT	DATE	SCORE
154	at Milwaukee (5OT)	11/9/89	154-155
154	L.A. Clippers	12/2/88	154-104
152	at Phoenix (2OT)	1/22/06	152-149
151	Denver (2OT)	4/6/08	151-147
151	Phoenix	4/2/88	151-107
150	L.A. Clippers	4/14/94	150-101
149	Minnesota (2OT)	3/23/12	149-140
149	Philadelphia	3/6/93	149-93
147	Denver	3/18/83	147-117
146	Denver	1/15/91	146-99
146	San Francisco	2/14/71	146-101
146	Philadelphia	11/15/69	146-136
146	San Francisco	2/11/68	146-118

LOWEST SCORING GAMES

POINTS	OPPONENT	DATE	SCORE
65	Detroit	3/7/04	65-86
65	at L.A. Clippers	11/18/90	65-78
66	Houston	4/4/08	66-79
69	at Memphis	11/8/05	69-94
70	New Jersey	11/25/03	70-93
71	at San Antonio	2/24/07	71-102
71	Utah	2/16/99	71-56
71	at L.A. Lakers	3/19/96	71-94
72	Portland	4/3/09	72-107
72	Houston	11/29/02	72-83
72	at Cleveland	2/25/97	72-66
73	at Milwaukee	2/27/05	73-99
73	San Antonio	12/19/03	73-87
73	San Antonio	3/6/01	73-101
73	at Houston	4/13/97	73-113
73	at Denver	10/31/85	73-90

LONGEST WINNING STREAKS

STREAK	COACH	DATES OF STREAK	END OF STREAK	STREAK ENDED BY	SCORE
14	George Karl	2/3/96 to 3/5/96	3/6/96	at Washington	88-99
12	Scott Brooks	11/16/12 to 12/19/12	12/20/12	at Minnesota	93-99
12	Lenny Wilkens	10/29/82 to 11/19/82	11/21/82	New Jersey	91-111
11	George Karl	11/7/96 to 11/24/96	11/26/96	at Charlotte	89-97
10	Scott Brooks	1/16/14 to 1/31/14	2/1/14	at Washington	81-96
10	George Karl	1/3/95 to 1/24/95	1/26/95	Utah	108-120
10	George Karl	11/6/93 to 11/26/93	11/27/93	at Cleveland	90-101
10	George Karl	2/13/93 to 3/6/93	3/8/93	at Indiana	99-105
9	Scott Brooks	12/6/13 to 12/21/13	12/22/13	Toronto	98-104
9	Scott Brooks	1/29/10 to 2/21/10	2/23/10	Phoenix	102-104
9	Nate McMillan	11/5/04 to 11/19/04	11/21/04	at Boston	83-102
9	George Karl	1/2/97 to 1/22/97	1/23/97	at L.A. Clippers	100-102
9	George Karl	3/21/96 to 4/5/96	4/6/96	at Portland	92-95
9	George Karl	3/20/94 to 4/5/94	4/7/94	at Denver	90-104
9*	Bill Russell	3/26/75 to 10/26/75	10/28/75	at Chicago	90-101

* Streak over two seasons

LONGEST LOSING STREAKS

STREAK	COACH	DATES OF STREAK	END OF STREAK	STREAK ENDED BY	SCORE
14	P.J. Carlesimo/Scott Brooks	11/5/08 to 11/28/08	11/29/08	Memphis	111-103
14	P.J. Carlesimo	12/31/07 to 1/27/08	1/29/08	San Antonio	88-85
13*	P.J. Carlesimo	4/9/07 to 11/13/07	11/14/07	at Miami	104-95
12*	Al Bianchi/Lenny Wilkens	3/15/69 to 10/28/70	10/31/70	Cincinnati	129-121
10	Al Bianchi	12/12/88 to 12/29/88	12/30/88	Phoenix	120-118
9	Tom Nissalke	10/29/72 to 11/15/72	11/17/72	Philadelphia	105-92
8	Bernie Bickerstaff	2/4/87 to 2/19/87	2/21/87	Washington	110-93
8*	L. Wilkens/B. Bickerstaff	4/5/85 to 10/31/85	11/2/85	Chicago	118-100
8	Lenny Wilkens	12/30/82 to 1/14/83	1/16/83	Kansas City	111-96
8	Al Bianchi	11/1/67 to 11/14/67	11/17/67	San Diego	130-124
7	Bernie Bickerstaff	3/25/89 to 4/6/89	4/8/89	at Dallas	114-90
7	Lenny Wilkens	3/22/85 to 4/2/85	4/4/85	at Utah	119-118
7	Lenny Wilkens	3/15/81 to 3/27/81	3/29/81	Golden State	96-92
7	Tom Nissalke	12/13/72 to 12/25/72	12/26/72	at Golden State	97-95

* Streak over two seasons

OPPONENTS HIGHEST SCORING GAMES

POINTS	OPPONENT	DATE	SCORE
168	at Denver	3/16/08	168-116
160	Philadelphia	12/20/67	122-160
155	at Milwaukee (5OT)	11/9/89	154-155
153	Cin. in Clev.	11/24/67	133-153
151	at L.A. Lakers	2/2/68	113-151
151	at L.A. Lakers	1/21/68	123-151
150	St. Louis in Port.	3/7/68	133-150
149	at Phoenix (2OT)	1/22/06	152-149
149	at L.A. Lakers	11/22/70	124-149
149	Philadelphia	2/14/68	125-149
148	at San Diego	11/14/69	112-148
147	Denver (2OT)	4/6/08	151-147
147	Dallas	11/6/86	124-147
147	at Baltimore	2/16/68	118-147

OPPONENTS LOWEST SCORING GAMES

POINTS	OPPONENT	DATE	SCORE
56	Utah	2/16/99	71-56
58	Milwaukee	2/21/03	88-58
64	New York	2/21/97	84-64
66	at Cleveland	2/25/97	72-66
67	San Antonio	4/18/01	105-67
68	at New Jersey	11/17/04	79-68
68	Denver	2/22/98	88-68
68	Vancouver	12/21/95	92-68
69	at Phoenix	2/10/13	97-69
69	Charlotte	11/26/12	114-69
70	Phoenix	4/16/03	84-70
70	at Charlotte	2/18/90	85-70
70	at Dallas	11/25/89	117-70
71	Memphis	3/28/03	95-71
71	Miami	12/7/02	100-71
71	Golden State	2/9/99	90-71

WINNING/LOSING STREAKS & MARGINS OF VICTORY



LONGEST HOME WINNING STREAKS

STREAK	COACH	DATES OF STREAK	END OF STREAK	STREAK ENDED BY	SCORE
29*	Bill Russell	2/11/76 to 12/10/76	12/12/76	Houston	92-96
17	George Karl	11/11/94 to 1/24/95	1/26/95	Utah	108-120
17	Bernie Bickerstaff	11/29/88 to 1/29/89	1/31/89	New Jersey	112-118
17	Bernie Bickerstaff	11/18/87 to 1/22/88	1/24/88	L.A. Lakers	109-116
17*	Lenny Wilkens	2/10/78 to 10/27/79	11/8/79	New York	100-104
14	Scott Brooks	1/6/12 to 3/7/12	3/9/12	Cleveland	90-96
14*	George Karl	4/19/93 to 12/21/93	12/23/93	Phoenix	86-87
14	George Karl	11/21/92 to 1/18/93	1/27/93	San Antonio	99-119
13	Scott Brooks	11/3/13 to 12/19/13	12/22/13	Toronto	98-104
13*	George Karl	3/13/97 to 11/2/97	11/5/97	Atlanta	95-117
13*	George Karl	3/22/94 to 11/5/94	11/9/94	Sacramento	100-108
12	Scott Brooks	11/18/12 to 12/31/12	1/2/13	Brooklyn	93-110
12	George Karl	2/22/98 to 4/2/98	4/6/98	Phoenix	92-102
12	George Karl	11/4/97 to 12/20/97	12/23/97	Minnesota	103-112
11	George Karl	12/17/96 to 1/22/97	1/26/97	L.A. Lakers	103-104
11	George Karl	1/21/96 to 2/28/96	3/10/96	San Antonio	105-106
11	Lenny Wilkens	1/6/84 to 2/15/84	2/17/84	Boston	100-111
10	George Karl	12/1/95 to 1/16/96	1/19/96	New York	97-100
10	Lenny Wilkens	1/6/82 to 2/18/82	2/19/82	Atlanta	122-127
10	Lenny Wilkens	10/28/79 to 12/5/79	12/9/79	Chicago	118-121
10*	Lenny Wilkens	3/4/79 to 10/24/79	10/26/79	Phoenix	86-92

* Streak over two seasons

LONGEST ROAD WINNING STREAKS

STREAK	COACH	DATES OF STREAK	END OF STREAK	STREAK ENDED BY	SCORE
10	George Karl	1/3/95 to 2/5/95	2/15/95	at L.A. Lakers	96-102
8	Scott Brooks	12/6/13 to 1/4/14	1/7/14	at Utah	101-112
8	Nate McMillan	1/24/02 to 2/27/02	3/1/02	at New York	87-89
8	George Karl	12/9/97 to 1/9/98	1/11/98	at New York	91-92
8	George Karl	11/7/96 to 11/24/96	11/26/96	at Charlotte	89-97
8	Lenny Wilkens	10/31/82 to 11/27/82	12/5/82	at Kansas City	103-106
7	George Karl	2/3/96 to 3/5/96	3/6/96	at Washington	88-99
6	Scott Brooks	1/16/14 to 1/31/14	2/1/14	at Washington	81-96
6	Nate McMillan	12/8/04 to 1/3/05	1/5/05	at Orlando	87-105
6	Paul Westphal	1/4/00 to 1/20/00	1/21/00	at Boston	86-111
6	George Karl	2/6/93 to 2/26/93	3/8/93	at Indiana	99-105
6	Lenny Wilkens	1/2/79 to 1/25/79	1/26/79	at San Antonio	108-125

LONGEST HOME LOSING STREAKS

STREAK	COACH	DATES OF STREAK	END OF STREAK	STREAK ENDED BY	SCORE
11	P.J. Carlesimo/Scott Brooks	11/5/08 to 12/16/08	12/19/08	Toronto	91-83
9	P.J. Carlesimo/Bob Hill	4/9/07 to 11/28/07	11/30/07	Indiana	95-93
9	Al Bianchi	2/14/68 to 3/18/68	3/19/68	Chicago	122-104
9	P.J. Carlesimo	12/31/07 to 1/27/08	1/29/08	San Antonio	88-85
6	Lenny Wilkens	3/22/85 to 4/11/85	11/2/85	Chicago	118-100
6	Tom Nissalke	10/29/72 to 11/12/72	11/17/72	Philadelphia	105-92
6	Al Bianchi	12/24/67 to 1/8/68	1/28/68	Baltimore	135-126
5	Paul Westphal	3/18/00 to 3/29/00	3/31/00	Sacramento	123-108
5	Al Bianchi	12/12/68 to 12/29/68	12/30/68	Phoenix	120-118

LONGEST ROAD LOSING STREAKS

STREAK	COACH	DATES OF STREAK	END OF STREAK	STREAK ENDED BY	SCORE
15*	Bob Hill	12/2/07 to 2/5/07	2/7/07	at Indiana	103-102
14*	Bill Russell	3/23/76 to 12/1/76	12/3/76	at Philadelphia	121-112
13	Tom Nissalke	11/21/72 to 12/25/72	12/26/72	at Golden State	97-95
12	P.J. Carlesimo	3/4/08 to 4/11/08	4/16/08	at Golden State	126-121
12*	Bernie Bickerstaff	11/28/89 to 1/31/90	2/2/90	at Indiana	87-86
10	Al Bianchi/Lenny Wilkens	3/15/69 to 11/2/69	11/4/69	at Detroit	116-102
10	P.J. Carlesimo	12/15/07 to 2/4/08	2/6/08	at Sacramento	105-92
10	Lenny Wilkens	3/4/84 to 3/29/84	3/31/84	at San Antonio	124-106

* Streak over two seasons

LARGEST MARGINS OF VICTORY

MARGIN	OPPONENT	DATE	SCORE	MARGIN	OPPONENT	DATE	SCORE
56	Philadelphia	3/6/93	149-93	52	at Denver	3/16/08	116-168
56	at Houston	12/6/88	136-80	47	Boston	11/20/68	92-139
50	L.A. Clippers	12/2/88	154-104	44	Dallas	4/11/85	80-124
49	L.A. Clippers	4/14/94	150-101	44	at Milwaukee	12/19/72	77-121
47	Denver	1/15/91	146-99	42	at Minnesota	1/7/09	87-129
47	at Dallas	11/25/89	117-70	42	Denver	2/27/08	96-138
45	at New Orleans	2/27/13	119-74	41	San Antonio	3/25/07	79-120
45	Charlotte	11/26/12	114-69	41	at Washington	11/11/05	96-137
45	San Francisco	2/14/71	146-101	40	at Boston	2/5/03	74-114
44	Toronto	1/15/97	122-78	40	at Houston	4/13/97	73-113
44	Phoenix	4/2/88	151-107	39	at Milwaukee	12/11/73	91-130
41	at L.A. Clippers	4/15/09	126-85	38	at Atlanta	3/15/72	96-134
40	at Vancouver	4/3/98	138-98	38	at L.A. Lakers	2/2/68	113-151
40	Golden State	12/17/96	123-83	38	Philadelphia	12/20/67	122-160
40	Philadelphia	3/23/96	129-89				
40	at Detroit	3/12/95	134-94				
40	Orlando	12/17/94	124-84				
40	Charlotte	11/7/89	128-88				



ALL-TIME OVERTIME RESULTS

DATE	OPPONENT	RESULT	DATE	OPPONENT	RESULT
10/21/67	at San Diego	W, 117-110	3/30/82	at Denver	L, 142-145
11/19/67	Detroit	W, 132-130	4/8/82	at San Diego	W, 117-115
2/5/68	Cincinnati (at Phoenix)	W, 132-129	12/14/82	Phoenix	L, 109-114
11/15/68	Phoenix	W, 128-124 (2OT)	3/13/83	at Kansas City	W, 120-115 (2OT)
12/6/68	San Francisco	W, 109-100	4/5/83	at San Diego	W, 115-109 (2OT)
1/29/69	Boston (at Philadelphia)	W, 124-122	4/16/83	at Golden State	L, 122-133
2/25/69	at L.A. Lakers	L, 111-114	12/30/83	Philadelphia	W, 97-93
3/16/69	at Atlanta	L, 127-131	1/31/84	at Utah	L, 94-98
12/6/69	Baltimore (at Philadelphia)	W, 132-129	2/29/84	at Dallas	W, 127-124 (2OT)
1/24/70	L.A. Lakers	L, 121-122	12/13/84	Los Angeles	W, 124-122
1/30/70	at San Diego	L, 117-119	11/16/85	at San Antonio	L, 95-97
1/22/71	Cincinnati	W, 132-131	11/30/85	at Denver	W, 131-123 (OT)
2/5/71	Atlanta	L, 120-121	1/18/86	at Sacramento	L, 96-98
12/19/71	Phoenix	W, 130-127	1/23/86	at Portland	L, 107-117 (2OT)
2/13/72	at Portland	W, 127-117	2/4/86	at San Antonio	L, 119-124
2/29/72	at Baltimore	W, 118-117	2/22/86	at Chicago	L, 125-129 (3OT)
10/22/72	Portland	W, 120-119	12/2/86	Chicago	L, 109-115
12/3/72	at Cleveland	L, 103-105	1/21/87	at Philadelphia	L, 123-129
12/13/72	Milwaukee	L, 103-104	1/31/87	Phoenix	W, 118-112
2/16/73	Golden State	W, 114-108	3/10/87	at Houston	W, 136-127 (2OT)
12/19/73	at Houston	W, 124-118	3/23/87	at New York	W, 126-121
1/4/74	Chicago	W, 103-101	4/7/87	Phoenix	L, 125-127
3/8/74	at Buffalo	W, 123-117	1/16/88	at L.A. Clippers	W, 114-112
11/29/74	at Philadelphia	W, 121-119	1/30/88	at San Antonio	L, 102-112 (2OT)
1/1/75	Washington	W, 123-118	2/15/88	Dallas	L, 122-128
1/12/75	Chicago	L, 123-127 (2OT)	2/23/88	at Chicago	L, 97-104
1/16/75	at Houston	W, 127-125	3/8/88	at Golden State	W, 121-116
2/9/75	Buffalo	L, 93-99	3/18/88	at San Antonio	W, 118-110
3/11/75	at Houston	W, 122-117	4/16/88	at Phoenix	L, 119-121
3/21/75	at L.A. Lakers	L, 109-112	11/5/88	Denver	W, 142-141
11/14/75	Cleveland	W, 100-97	12/23/88	at Cleveland	L, 107-119
11/25/75	at New York	W, 128-127	4/17/89	at Golden State	W, 116-109
1/9/76	at Phoenix	W, 112-110	4/21/89	at L.A. Clippers	W, 139-136
2/8/76	Phoenix	L, 101-107	11/9/89	at Milwaukee	L, 154-155 (5OT)
12/21/76	at Chicago	L, 101-103 (2OT)	11/14/89	Dallas	L, 109-113
1/30/77	San Antonio	L, 118-126	2/16/90	at Philadelphia	L, 96-100
2/11/77	Golden State	W, 114-107	4/3/90	Portland	W, 136-134
2/15/77	at San Antonio	L, 106-109	4/19/90	at Sacramento	W, 130-118
11/2/77	at Indiana	W, 106-104	11/13/90	New York	L, 110-116
12/18/77	Washington	W, 111-109	12/1/90	Portland	L, 124-130 (3OT)
2/10/78	Denver	W, 126-123	2/19/91	at Philadelphia	L, 104-107
2/28/78	at Kansas City	W, 114-107	3/5/91	Cleveland	L, 111-113
2/9/79	at Milwaukee	L, 116-118	3/15/91	Minnesota	L, 96-100
3/11/79	at Atlanta	L, 111-113	3/16/91	Utah	L, 98-104
3/30/79	at Phoenix	L, 111-113	11/14/91	at Cleveland	L, 109-115
11/30/79	at Kansas City	W, 107-102	11/22/91	Chicago	L, 109-112
1/2/80	Washington	L, 134-139 (2OT)	11/26/91	Golden State	W, 136-130
1/20/80	at Boston	W, 108-106 (2OT)	12/26/91	at Sacramento	W, 115-106
2/27/80	Philadelphia	L, 98-101	1/2/92	Miami	W, 113-109
11/15/80	Houston	W, 143-139	1/14/92	Charlotte	L, 116-117
1/2/81	Philadelphia	L, 117-120	2/27/92	at Utah	W, 130-124
1/21/81	at New Jersey	L, 122-126	1/22/93	at Golden State	W, 118-114 (2OT)
2/10/81	Boston	W, 108-107	2/4/93	at New Jersey	L, 103-113
2/19/82	Atlanta	L, 122-127 (4OT)	3/2/93	Cleveland	W, 108-105



ALL-TIME OVERTIME RESULTS

DATE	OPPONENT	RESULT	DATE	OPPONENT	RESULT
11/13/93	Atlanta	W, 97-89	1/22/06	at Phoenix	W, 152-149 (2OT)
12/8/93	at San Antonio	W, 109-107	2/12/06	Denver	L, 112-120
12/10/94	at L.A. Clippers	W, 132-127 (2OT)	11/11/06	at Atlanta	W, 113-112
1/10/95	at Golden State	W, 128-118	12/18/06	at Memphis	L, 126-134 (2OT)
1/28/95	L.A. Lakers	L, 121-128	1/12/07	Utah	W, 122-114
2/9/95	Chicago	W, 126-118	3/11/07	at Toronto	L, 119-120
3/3/95	at Phoenix	L, 118-122	4/4/07	at New Orleans/Oklahoma City	L, 92-101
12/12/95	at Dallas	L, 101-112	11/16/07	at Atlanta	W, 126-123 (2OT)
12/30/95	at Phoenix	W, 123-112	1/14/08	L.A. Lakers	L, 121-123
1/19/96	New York	L, 97-100	3/2/08	at Minnesota	W, 111-108
2/3/96	at Houston	W, 104-103	4/6/08	Denver	W, 151-147 (2OT)
3/5/96	at Cleveland	W, 107-101 (2OT)	1/10/09	at Chicago	W, 109-98
4/5/96	Phoenix	W, 130-121 (2OT)	1/12/09	at New Jersey	L, 99-103
11/20/96	at Washington	W, 115-110 (2OT)	1/28/09	Memphis	W, 114-102
2/23/97	at Utah	W, 89-87	2/1/09	at Sacramento	L, 118-122
3/18/97	at Chicago	L, 87-89	2/27/09	at Dallas	L, 108-100
2/13/98	at L.A. Lakers	W, 113-108	11/3/09	L.A. Lakers	L, 98-101
3/3/98	at Miami	W, 97-91	1/2/10	at Milwaukee	L, 97-103
3/8/98	at Minnesota	W, 99-98	1/13/10	San Antonio	L, 108-109
2/5/99	Dallas	W, 92-86	2/20/10	at New York	W, 121-118
2/17/99	Sacramento	L, 106-109	4/6/10	at Utah	L, 139-140
4/6/99	Sacramento	L, 106-112	11/4/10	at Portland	W, 107-106
4/15/99	at Sacramento	W, 99-98	11/26/10	at Indiana	W, 110-106
1/9/00	at Golden State	W, 100-95	12/1/10	at New Jersey	W, 123-120 (3OT)
3/5/00	at Minnesota	L, 100-105	1/26/11	at Minnesota	W, 118-117
4/10/00	at L.A. Lakers	L, 103-106	1/28/11	Washington	W, 124-117 (2OT)
4/18/00	at Sacramento	W, 119-112	2/8/11	Memphis	L, 101-105
1/24/01	at L.A. Clippers	W, 114-110	3/6/11	Phoenix	W, 122-118
3/1/01	at Cleveland	W, 101-99	3/9/11	at Philadelphia	W, 110-105
3/4/01	at Minnesota	L, 111-119	3/29/11	Golden State	W, 115-114
3/11/01	at L.A. Lakers	W, 109-97	4/13/11	Milwaukee	L, 106-110
4/15/01	Dallas	L, 99-107	2/6/12	at Portland	W, 111-107
11/5/01	at Orlando	W, 123-119 (2OT)	2/19/12	Denver	W, 124-118
11/6/01	at Miami	L, 85-87	3/23/12	Minnesota	W, 149-140 (2OT)
12/7/01	Miami	L, 94-98	4/22/12	at L.A. Lakers	L, 106-114 (2OT)
12/21/01	at Golden State	W, 111-108	11/21/12	L.A. Clippers	W, 117-111
3/7/02	Charlotte	W, 92-89	11/24/12	at Philadelphia	W, 116-109
11/26/02	at Atlanta	L, 116-119	12/27/12	Dallas	W, 111-105
12/4/02	Indiana	L, 111-114	1/18/13	at Dallas	W, 117-114
12/20/02	New Orleans	L, 86-88	1/20/13	at Denver	L, 118-121
1/17/03	Memphis	W, 103-97	3/20/13	at Memphis	L, 89-90
2/3/03	at New Jersey	L, 108-109	11/10/13	Washington	W, 106-105
3/21/03	Denver	W, 101-99	11/29/13	Golden State	W, 113-112
4/1/03	at Chicago	W, 101-94	3/21/14	at Toronto	W, 119-118 (2OT)
12/16/03	at Phoenix	L, 91-92	3/25/14	at Dallas	L, 119-128
1/5/04	Portland	W, 119-108			
1/10/04	at Golden State	L, 110-113	TOTALS	210 OVERTIME GAMES	114-95 (.545)
2/25/04	Utah	L, 92-93	(HOME: 48-40, ROAD: 63-55, NEUTRAL: 3-0)		
3/27/04	at Portland	L, 108-115	DOUBLE-OVERTIME: 18-6		
12/1/04	Utah	W, 129-119	TRIPLE-OVERTIME: 1-2		
1/18/05	at Denver	L, 110-116	QUADRUPLE-OVERTIME: 0-1		
3/25/05	New York	W, 109-101	QUINTUPLE-OVERTIME: 0-1		
11/4/05	Minnesota	W, 107-102			
11/13/05	at Toronto	W, 126-121			
12/13/05	Golden State	L, 107-110			



TEAM RECORDS

MOST POINTS SCORED

Game:	154	at Milwaukee (5OT)	11/9/89
	154	L.A. Clippers	12/2/88
Half:	86	Miami	1/5/90
	86	Baltimore	2/13/70
Quarter:	51	Baltimore	2/13/70

FEWEST POINTS SCORED

Game:	65	Detroit	3/7/04
	65	at L.A. Clippers	11/18/90
Half:	25	at L.A. Clippers	4/16/12
	25	Houston	4/4/08
	25	at Miami	3/12/04
Quarter:	6	Houston	3/8/05

FIELD GOALS MADE

Game:	67	Denver	3/18/83
Half:	38	Denver	3/18/83
Quarter:	20	5 times, last, at L.A. Lakers	3/4/87
Low game:	21	at Cleveland	2/25/97

FIELD GOALS ATTEMPTED

Game:	131	Baltimore (at Philadelphia)	12/6/69
Half:	75	Cincinnati	1/22/71
Quarter:	42	Philadelphia	11/20/67
Low game:	59	at Golden State	2/13/11
	59	Detroit	3/7/04
	59	Denver	2/24/95

FIELD GOAL PERCENTAGE

Highest:	.661	at Philadelphia	1/21/02
	(41-62)		
Lowest:	.294	at Milwaukee	2/27/05
	(25-85)		

FREE THROWS MADE

Game:	52	Philadelphia	11/15/69
Half:	*36	at Denver	4/7/91
Quarter:	20	4 times, last, vs. Golden State	12/5/10
Low game:	2	Dallas	1/7/85

FREE THROWS ATTEMPTED

Game:	67	Philadelphia	11/15/69
Half:	45	at New York	2/17/68
Quarter:	30	Dallas	3/15/92
Low game:	4	Dallas	1/7/85

FREE THROW PERCENTAGE

Highest:	1.000	11 times, last, at Phoenix	3/16/14
	(19-19)		
Low game:	.310	at Phoenix	10/16/79
	(9-29)		

THREE-POINT FIELD GOALS MADE

Game:	18	at Philadelphia	11/16/04
	18	Boston	2/22/04

THREE-POINT FIELD GOALS ATTEMPTED

Game:	41	at Boston	12/10/03
-------	----	-----------	----------

REBOUNDS

Game:	94	Phoenix (2OT)	11/15/68
Half:	52	L.A. Lakers	2/8/68
Quarter:	28	5 times, last, at Detroit	2/7/80
Low game:	19	Phoenix	4/14/99

ASSISTS

Game:	52	Denver	3/18/83
Half:	28	Milwaukee	11/24/68
Quarter:	16	Kansas City	3/31/82
Low game:	6	Portland	11/1/09

PERSONAL FOULS

Game:	48	Atlanta (4OT)	2/19/82
-------	----	---------------	---------

DISQUALIFICATIONS

Game:	4	4 times, last, at Denver	11/30/85
-------	---	--------------------------	----------

STEALS

Game:	**27	Toronto	1/15/97
Half:	15	Toronto	1/15/97
	15	Minnesota	4/13/93
Quarter:	*11	Toronto	1/15/97
Low game:	0	at Cleveland	11/27/73

BLOCKED SHOTS

Game:	16	2 times, last, Golden State	2/6/13
Low game:	0	Many times, last, vs. Toronto	3/20/11

TURNOVERS

Game:	36	Atlanta	10/24/73
	36	at New York	2/17/68
Half:	23	New York	2/22/70
Quarter:	16	at Buffalo	3/4/75
Low game:	2	L.A. Lakers	3/5/13

* Tied NBA Record

** NBA Record



OPPONENT TEAM RECORDS

MOST POINTS SCORED

Game:	168	at Denver	3/16/08
Half:	95	Philadelphia	12/20/67
Quarter:	53	New York (at Philadelphia)	12/26/67
	53	Philadelphia	12/20/67

FEWEST POINTS SCORED

Game:	56	Utah	2/16/99
Half:	20	New Orleans	1/4/75
Quarter:	6	New Orleans/Oklahoma City	4/4/07

FIELD GOALS MADE

Game:	64	L.A. Lakers	4/12/85
Half:	38	Philadelphia	12/20/67
Quarter:	20	4 times, last, Cleveland	2/5/80
Low game:	20	New York	2/21/97

FIELD GOALS ATTEMPTED

Game:	131	Boston	10/17/70
Half:	72	Boston	10/17/70
Low game:	61	at Cleveland	2/25/97
	61	at Sacramento	4/21/95

FIELD GOAL PERCENTAGE

Highest:	.671	Phoenix	1/6/86
	(47-70)		
Lowest:	.287	at New York	2/22/94
	(29-101)		

FREE THROWS MADE

Game:	51	Dallas	11/6/86
Half:	31	at L.A. Lakers	4/5/88
Quarter:	20	Brooklyn	1/2/13
Low game:	2	3 times, last, at Miami	11/9/02

FREE THROWS ATTEMPTED

Game:	65	Detroit	2/16/79
	65	San Diego	12/28/67
Half:	40	Philadelphia	12/20/67
Quarter:	24	3 times, last, Milwaukee (at Portland)	2/21/70
Low game:	4	3 times, last, Portland	2/26/07

FREE THROW PERCENTAGE

Highest:	1.000	16 times, last, at Dallas	3/17/13
	(16-16)		

THREE-POINT FIELD GOALS MADE

Game:	18	at Phoenix (2OT)	1/22/06
-------	----	------------------	---------

THREE-POINT FIELD GOALS ATTEMPTED

Game:	45	at Golden State	4/16/08
-------	----	-----------------	---------



INDIVIDUAL RECORDS

POINTS

Game:	58	Fred Brown	at Golden State	3/23/74
Half:	34	Bob Rule	Philadelphia	11/15/69
Quarter:	25	Bob Rule	Philadelphia	11/15/69

REBOUNDS

Game:	30	Jim Fox	L.A. Lakers	12/26/73
Half:	21	Marvin Webster	at Atlanta	11/1/77
Quarter:	12	Jim Fox	at Buffalo	3/2/73
	12	Don Smith	Phoenix	1/15/72
	12	Bob Rule	New York	12/22/67

ASSISTS

Game:	25	Nate McMillan	L.A. Clippers	2/23/87
Half:	17	Nate McMillan	L.A. Clippers	2/23/87
Quarter:	11	Avery Johnson	Miami	1/5/90
	11	Nate McMillan	L.A. Clippers	2/23/87

STEALS

Game:	10	Gus Williams	New Jersey	2/22/78
	10	Fred Brown	at Philadelphia	12/3/76
Half:	8	Gus Williams	at Washington	1/23/79
	8	Fred Brown	at Philadelphia	12/3/76

BLOCKED SHOTS

Game:	10	Calvin Booth	Cleveland	1/13/04
	10	Shawn Kemp	at L.A. Lakers	1/18/91

FIELD GOALS MADE

Game:	24	Fred Brown	at Golden State	3/23/74
Half:	13	Gary Payton	L.A. Clippers	12/27/01
	13	Fred Brown	at Golden State	3/23/74
	13	Spencer Haywood	at Golden State	12/26/72
Quarter:	10	Gus Williams	at Golden State	11/10/81
	10	Bob Rule	Philadelphia	11/15/69

FIELD GOALS ATTEMPTED

Game:	39	Dale Ellis	at Milwaukee	11/9/89
	39	Bob Rule	Milwaukee	11/21/69
Half:	23	Fred Brown	at Buffalo	3/8/74

THREE-POINT FIELD GOALS MADE

Game:	9	Dale Ellis	L.A. Clippers	4/20/90
-------	---	------------	---------------	---------

THREE-POINT FIELD GOALS ATTEMPTED

Game:	17	Ray Allen	Denver	1/23/07
	17	Gary Payton	at Minnesota	12/23/99

FREE THROWS MADE

Game:	22	Kevin Durant	at Utah	10/30/13
Half:	15	Lenny Wilkens	at Philadelphia	11/8/69
Quarter:	12	Shawn Kemp	at Phoenix	4/14/92

FREE THROWS ATTEMPTED

Game:	27	Spencer Haywood	Kansas City-Omaha	1/1/73
Half:	18	Lenny Wilkens	at Philadelphia	11/8/69
Quarter:	15	Shawn Kemp	at Phoenix	4/14/92



OPPONENT INDIVIDUAL RECORDS

POINTS

Game:	60	Tom Chambers	at Phoenix	3/24/90
Half:	35	Tom Chambers	at Phoenix	3/24/90
Quarter:	25	Gerald Green	at Phoenix	3/6/14
	25	Steve Smith	at Atlanta	3/14/97

REBOUNDS

Game:	38	Wilt Chamberlain	Philadelphia	12/20/67
Half:	24	Wilt Chamberlain	Philadelphia	12/20/67
Quarter:	14	Bill Russell	at Boston	11/8/68
	14	Wilt Chamberlain	Philadelphia	12/20/67

ASSISTS

Game:	23	Magic Johnson	at L.A. Lakers	2/21/84
Half:	18	Magic Johnson	at L.A. Lakers	2/21/84
Quarter:	12	Magic Johnson	at L.A. Lakers	2/21/84

STEALS

Game:	10	Jerry West	at L.A. Lakers	12/7/73
Half:	6	Thaddeus Young	at Philadelphia	1/25/14
	6	Michael Williams	at Minnesota	2/24/93

BLOCKED SHOTS

Game:	12	Hakeem Olajuwon	at Houston (OT)	3/10/87
Half:	7	Hakeem Olajuwon	Houston (at Japan)	11/7/92
	7	Joel Przybilla	Portland	4/2/06

FIELD GOALS MADE

Game:	23	Antawn Jamison	Golden State	12/3/00
Half:	15	Tom Chambers	at Phoenix	3/24/90
Quarter:	10	Ralph Sampson	Houston	1/6/84

FIELD GOALS ATTEMPTED

Game:	44	Kobe Bryant	L.A. Lakers (OT)	1/14/08
	39	Nate Archibald	at Kansas City-Omaha	11/15/72
Half:	24	Elvin Hayes	at San Diego	11/22/68

THREE-POINT FIELD GOALS MADE

Game:	*12	Kobe Bryant	at L.A. Lakers	1/7/03
-------	-----	-------------	----------------	--------

THREE-POINT FIELD GOALS ATTEMPTED

Game:	18	Kobe Bryant	at L.A. Lakers	1/7/03
-------	----	-------------	----------------	--------

FREE THROWS MADE

Game:	21	Connie Hawkins	at Phoenix	1/17/70
Half:	15	Dwight Howard	vs. Orlando	1/13/11
	15	Allen Leavell	at Houston	11/14/82
	15	Connie Hawkins	at Phoenix	1/17/70
Quarter:	12	Allen Leavell	at Houston	11/14/82

FREE THROWS ATTEMPTED

Game:	30	Wilt Chamberlain	Philadelphia (at Boston)	12/1/67
Half:	18	Wilt Chamberlain	Philadelphia (at New York)	12/12/67
Quarter:	15	Wilt Chamberlain	Philadelphia (at New York)	12/12/67

* Tied NBA Record



ALL-TIME CAREER LEADERS

POINTS

1.	Gary Payton	18,207
2.	Kevin Durant	14,851
2.	Fred Brown	14,018
4.	Jack Sikma	12,034
5.	Rashard Lewis	10,251
6.	Shawn Kemp	10,148
7.	Gus Williams	9,676
8.	Dale Ellis	9,405
9.	Russell Westbrook	8,834
10.	Xavier McDaniel	8,438

REBOUNDS

1.	Jack Sikma	7,729
2.	Shawn Kemp	5,978
3.	Gary Payton	4,240
4.	Nick Collison	4,229
5.	Michael Cage	3,975
6.	Spencer Haywood	3,954
7.	Kevin Durant	3,751
8.	Rashard Lewis	3,595
9.	Nate McMillan	3,222
10.	Serge Ibaka	2,843

STEALS

1.	Gary Payton	2,107
2.	Nate McMillan	1,544
3.	Fred Brown	1,149
4.	Gus Williams	1,086
5.	Don "Slick" Watts	833
6.	Shawn Kemp	775
7.	Jack Sikma	755
8.	Russell Westbrook	718
9.	Rashard Lewis	708
10.	Kevin Durant	681

GAMES PLAYED

1.	Gary Payton	999
2.	Fred Brown	963
3.	Nate McMillan	796
4.	Nick Collison	750
5.	Jack Sikma	715
6.	Shawn Kemp	625
7.	Rashard Lewis	617
8.	Kevin Durant	542
9.	Michael Cage	490
10.	Gus Williams	477

PERSONAL FOULS

1.	Gary Payton	2,577
2.	Jack Sikma	2,473
3.	Nate McMillan	2,408
4.	Shawn Kemp	2,379
5.	Nick Collison	2,220
6.	Fred Brown	1,937
7.	Rashard Lewis	1,477
8.	Tom Chambers	1,473
9.	Xavier McDaniel	1,347
10.	Derrick McKey	1,318

SCORING AVERAGE (MINIMUM 200 GAMES)

1.	Kevin Durant	27.4
2.	Spencer Haywood	24.9
3.	Ray Allen	24.6
4.	Bob Rule	21.4
5.	Dale Ellis	20.9
6.	Xavier McDaniel	20.7
7.	Tom Chambers	20.4
8.	Gus Williams	20.3
9.	Russell Westbrook	20.1
10.	Lenny Wilkens	19.5

ASSISTS

1.	Gary Payton	7,384
2.	Nate McMillan	4,893
3.	Fred Brown	3,160
4.	Russell Westbrook	3,045
5.	Gus Williams	2,865
6.	Lenny Wilkens	2,777
7.	Jack Sikma	2,345
8.	Don "Slick" Watts	2,274
9.	Kevin Durant	1,892
10.	Luke Ridnour	1,805

BLOCKED SHOTS

1.	Serge Ibaka	997
2.	Shawn Kemp	959
3.	Jack Sikma	705
4.	Kevin Durant	529
5.	Alton Lister	500
6.	Nick Collison	426
7.	Tom Burlison	420
8.	Derrick McKey	375
9.	Rashard Lewis	362
10.	Nate McMillan	356

MINUTES

1.	Gary Payton	36,858
2.	Jack Sikma	24,707
3.	Fred Brown	24,422
4.	Rashard Lewis	20,921
5.	Kevin Durant	20,717
6.	Nate McMillan	20,462
7.	Shawn Kemp	18,609
8.	Nick Collison	16,600
9.	Gus Williams	16,262
10.	Dale Ellis	15,057

DISQUALIFICATIONS

1.	Shawn Kemp	79
2.	Nate McMillan	43
3.	Jack Sikma	40
4.	Lonnie Shelton	38
5.	Tom Meschery	36
6.	Tom Chambers	31
7.	Nick Collison	29
8T.	Bob Rule	24
8T.	Don "Slick" Watts	24
10T.	Alton Lister	22
10T.	Dick Snyder	22



ALL-TIME CAREER LEADERS

FIELD GOALS MADE

1.	Gary Payton	7,292
2.	Fred Brown	6,006
3.	Kevin Durant	4,976
4.	Jack Sikma	4,493
5.	Gus Williams	3,978
6.	Rashard Lewis	3,762
7.	Shawn Kemp	3,672
8.	Dale Ellis	3,611
9.	Xavier McDaniel	3,496
10.	Spencer Haywood	3,168

FREE THROWS MADE

1.	Kevin Durant	4,006
2.	Jack Sikma	3,044
3.	Shawn Kemp	2,780
4.	Gary Payton	2,706
5.	Russell Westbrook	2,251
6.	Tom Chambers	2,150
7.	Lenny Wilkens	1,926
8.	Fred Brown	1,896
9.	Spencer Haywood	1,795
10.	Detlef Schrempf	1,774

THREE-POINT FIELD GOALS MADE

1.	Rashard Lewis	973
2.	Gary Payton	917
3.	Kevin Durant	893
4.	Ray Allen	869
5.	Dale Ellis	699
6.	Brent Barry	669
7.	Sam Perkins	592
8.	Vladimir Radmanovic	510
9.	Hersey Hawkins	469
10.	Detlef Schrempf	340

FIELD GOAL PERCENTAGE (MINIMUM 1,000 ATTS.)

1.	James Donaldson	.584
2.	Serge Ibaka	.547
3.	Nick Collison	.542
4.	Chris Wilcox	.537
5.	Michael Cage	.522
6.	Shawn Kemp	.521
7.	Sedale Threatt	.509
8.	Olden Polynice	.505
9.	Danny Vranes	.504
10.	Dick Snyder	.503

FIELD GOALS ATTEMPTED

1.	Gary Payton	15,562
2.	Fred Brown	12,568
3.	Kevin Durant	10,380
4.	Jack Sikma	9,539
5.	Gus Williams	8,374
6.	Rashard Lewis	8,162
7.	Dale Ellis	7,246
8.	Russell Westbrook	7,237
9.	Xavier McDaniel	7,074
10.	Shawn Kemp	7,054

FREE THROWS ATTEMPTED

1.	Kevin Durant	4,543
2.	Shawn Kemp	3,808
3.	Gary Payton	3,726
4.	Jack Sikma	3,641
5.	Russell Westbrook	2,762
6.	Tom Chambers	2,603
7.	Lenny Wilkens	2,460
8.	Gus Williams	2,216
9.	Fred Brown	2,211
10.	Spencer Haywood	2,207

THREE-POINT FIELD GOALS ATTEMPTED

1.	Gary Payton	2,855
2.	Rashard Lewis	2,519
3.	Kevin Durant	2,369
4.	Ray Allen	2,252
5.	Dale Ellis	1,674
6.	Brent Barry	1,560
7.	Sam Perkins	1,549
8.	Vladimir Radmanovic	1,352
9.	Hersey Hawkins	1,216
10.	Russell Westbrook	1,046

FREE THROW PERCENTAGE (MINIMUM 500 ATTS.)

1.	Ricky Pierce	.906
2.	Ray Allen	.899
3.	Eddie A. Johnson	.891
4.	Kevin Durant	.882
5.	Hersey Hawkins	.876
6.	Kevin Durant	.867
7.	Fred Brown	.858
8.	Luke Ridnour	.855
9.	Dick Snyder	.843
10.	Jack Sikma	.836



OKLAHOMA CITY TEAM RECORDS

MOST POINTS SCORED

Game:	149	Minnesota (2OT)	3/23/12
Half:	74	Houston	3/24/10
Quarter:	43	Minnesota	4/4/10

FEWEST POINTS SCORED

Game:	72	Portland	4/3/09
Half:	25	at L.A. Clippers	4/16/12
Quarter:	10	at Philadelphia	2/29/12
Low:	10	at Memphis	12/11/09

FIELD GOALS MADE

Game:	60	Minnesota (2OT)	3/23/12
Half:	29	2 times, last, Phoenix	2/8/13
Quarter:	18	Golden State	1/17/14
Low:	24	Portland	11/1/10

FIELD GOALS ATTEMPTED

Game:	113	Minnesota (2OT)	3/23/12
Half:	59	L.A. Clippers	4/6/11
Quarter:	33	at Golden State	4/11/10
Low:	59	at Golden State	2/13/11

FIELD GOAL PERCENTAGE

Highest:	.636	Brooklyn	1/31/14
	(49-77)		
Lowest:	.325	at Denver	3/3/10
	(27-83)		

FREE THROWS MADE

Game:	40	at Denver (OT)	1/20/13
Half:	30	Golden State	12/5/10
Quarter:	20	Golden State	12/5/10
Low:	9	2 times, last, Charlotte	4/10/09

FREE THROWS ATTEMPTED

Game:	48	at Denver (OT)	1/20/13
Half:	33	vs. Golden State	12/5/10
Quarter:	22	at Denver	4/5/11
Low:	12	3 times, last, at Chicago	1/4/10

FREE THROW PERCENTAGE

Highest:	1.000	4 times, last, at Phoenix	3/16/14
	(19-19)		
Lowest:	.500	Utah	12/31/09
	(14-28)		

THREE-POINT FIELD GOALS MADE

Game:	16	at Miami	1/29/14
Half:	11	at L.A. Clippers	1/22/13
Quarter:	7	at Utah	4/6/10
Low:	0	2 times, last, at New Jersey	12/28/09

THREE-POINT FIELD GOALS ATTEMPTED

Game:	36	at Toronto (2OT)	3/21/14
Half:	22	at L.A. Lakers	3/9/14
	22	at Utah	1/7/14
Quarter:	12	at Utah	4/6/10
Low:	3	Minnesota	11/2/08

THREE-POINT FIELD GOAL PERCENTAGE

Highest:	.667	4 times, last, Portland	1/21/14
	(10-15)		
Lowest:	.000	2 times, last, at New Jersey	12/28/09
	(0-4)		

REBOUNDS

Game:	65	L.A. Lakers	3/13/14
Half:	43	Orlando	11/12/08
Quarter:	24	2 times, last, at New York	11/14/08
Low:	26	at Utah	2/12/13

ASSISTS

Game:	36	at L.A. Clippers	4/15/09
Half:	20	2 times, last, Phoenix	2/8/13
Quarter:	13	at NNew York	12/25/13
Low:	6	Portland	11/1/09

PERSONAL FOULS

Game:	34	Memphis (OT)	2/8/11
-------	----	--------------	--------

DISQUALIFICATIONS

Game:	2	3 times, last, at L.A. Clippers	4/2/11
-------	---	---------------------------------	--------

STEALS

Game:	17	at L.A. Clippers	4/15/09
Half:	11	3 times, last, Minnesota	3/25/11
Quarter:	7	3 times, last, at L.A. Lakers	4/10/11
Low:	1	at Orlando	2/25/11

BLOCKED SHOTS

Game:	17	at Sacramento	2/9/12
Half:	10	Portland	3/27/11
Quarter:	7	2 times, last, at Detroit	11/12/12
Low:	0	3 times, last, Toronto	3/20/11

TURNOVERS:

Game:	26	3 times, last, Dallas	12/29/11
Half:	18	Dallas	11/6/13
Quarter:	11	2 times, last, Charlotte	4/10/09
Low:	2	L.A. Lakers	3/5/13

OKLAHOMA CITY OPPONENT TEAM RECORDS



MOST POINTS SCORED

Game:	140	3 times, last, Minnesota (2OT)	3/23/12
Half:	79	at Phoenix	2/20/09
Quarter:	44	L.A. Clippers	2/23/14

FEWEST POINTS SCORED

Game:	69	2 times, last, at Phoenix	2/10/13
Half:	24	Charlotte	11/26/12
Quarter:	7	at Portland	4/12/13

FIELD GOALS MADE

Game:	53	at Phoenix	2/20/09
Half:	30	at Phoenix	2/20/09
Quarter:	17	Boston	3/31/10
Low:	23	Charlotte	11/26/12

FIELD GOALS ATTEMPTED

Game:	108	Washington (2OT)	1/28/11
Half:	56	at Golden State	2/13/11
Quarter:	33	Denver	2/4/09
Low:	67	Denver	1/29/10

FIELD GOAL PERCENTAGE

Highest:	.608	at Cleveland	11/26/08
	(45-74)		
Lowest:	.291	Chicago	2/24/13
	(25-86)		

FREE THROWS MADE

Game:	38	2 times, last, at Sacramento	4/11/11
Half:	26	at Sacramento	4/11/11
Quarter:	20	Brooklyn	1/2/13
Low:	3	Detroit	1/16/09

FREE THROWS ATTEMPTED

Game:	43	Denver	11/18/13
	43	at Washington	1/18/12
Half:	30	at Sacramento	4/11/11
Quarter:	21	2 times, last, Brooklyn	1/2/13
Low:	8	2 times, last, Chicago	1/27/10

FREE THROW PERCENTAGE

Highest:	1.000	8 times, last, at Dallas	3/17/13
	(16-16)		
Lowest:	.375	Detroit	1/16/09
	(3-8)		

THREE-POINT FIELD GOALS MADE

Game:	16	Golden State	1/17/14
Half:	12	at Houston	1/16/14
Quarter:	9	at Houston	1/16/14
Low:	0	2 times, last, at Washington	3/14/11

THREE-POINT FIELD GOALS ATTEMPTED

Game:	38	at Dallas (OT)	3/25/14
Half:	21	4 times, last, Phoenix	11/3/13
Quarter:	14	at Houston	1/16/14
Low:	5	Memphis (OT)	2/8/11

THREE-POINT FIELD GOAL PERCENTAGE

Highest:	.714	at Charlotte	3/17/10
	(5-7)		
Lowest:	.000	2 times, last, at Washington	3/14/11
	(0-9)		

REBOUNDS

Game:	67	at L.A. Lakers (2OT)	4/22/12
Half:	41	at Memphis	12/11/09
Quarter:	26	at Memphis	12/11/09
Low:	25	New Orleans	2/27/13

ASSISTS

Game:	36	at Phoenix	2/20/09
Half:	22	at Utah	1/30/09
Quarter:	12	6 times, last, at Toronto	1/6/13
Low:	7	L.A. Lakers	3/26/10

PERSONAL FOULS

Game:	32	at Toronto (2OT)	3/21/14
-------	----	------------------	---------

DISQUALIFICATIONS

Game:	2	2 times, last, at Sacramento	2/1/09
-------	---	------------------------------	--------

STEALS

Game:	16	3 times, last, L.A. Clippers	11/21/12
Half:	11	2 times, last, at L.A. Clippers	11/13/13
Quarter:	8	Miami	2/20/14
Low:	0	L.A. Lakers	3/5/13

BLOCKED SHOTS

Game:	16	2 times, last, L.A. Lakers	11/3/09
Half:	9	Orlando	11/12/08
Quarter:	6	Miami	1/18/09
Low:	0	8 times, last, at Cleveland	3/20/14

TURNOVERS:

Game:	26	L.A. Lakers	11/3/09
Half:	16	2 times, last, at L.A. Clippers	3/3/13
Quarter:	12	New Jersey	12/29/10
Low:	5	2 times, last, at Portland	4/1/11



OKLAHOMA CITY INDIVIDUAL RECORDS

POINTS

Game:	54	Kevin Durant	Golden State	1/17/14
Half:	32	Kevin Durant	at Minnesota	1/4/14
	32	Kevin Durant	at Minnesota (OT)	1/26/11
Quarter:	23	Kevin Durant	at Minnesota	1/4/14

REBOUNDS

Game:	20	Serge Ibaka	at Milwaukee	11/16/13
	20	Serge Ibaka	Phoenix	3/7/12
Half:	12	Serge Ibaka	at Milwaukee	11/16/13
Quarter:	9	3 times, last, Kendrick Perkins	at L.A. Lakers	1/11/13

ASSISTS

Game:	16	Russell Westbrook	Minnesota	4/4/10
Half:	11	Russell Westbrook	Philadelphia	3/4/14
Quarter:	8	5 times, last, Russell Westbrook	Philadelphia	3/4/14

STEALS

Game:	8	Russell Westbrook	at Golden State	2/6/10
Half:	5	3 times, last, Steven Adams	Denver	3/24/14
Quarter:	4	3 times, last, Reggie Jackson	at Houston	1/16/14

BLOCKED SHOTS

Game:	11	Serge Ibaka	Portland (OT)	2/6/12
-------	----	-------------	---------------	--------

FIELD GOALS MADE

Game:	19	Kevin Durant	Golden State	1/17/14
	19	Kevin Durant	Denver (OT)	2/19/12
Half:	15	Kevin Durant	at L.A. Clippers	1/23/09
Quarter:	9	Kevin Durant	at L.A. Clippers	1/23/09

FIELD GOAL ATTEMPTED

Game:	34	Kevin Durant	at Utah	1/7/14
	34	Kevin Durant	at L.A. Lakers (2OT)	4/22/12
Half:	20	7 times, last, Kevin Durant	Detroit	4/16/14
Quarter:	15	Kevin Durant	at Golden State	4/11/10

THREE-POINT FIELD GOALS MADE

Game:	7	Kevin Durant	at Toronto (2OT)	3/21/14
	7	Kevin Durant	at Utah	4/6/10
Half:	5	5 times, last, Kevin Durant	Portland	1/21/14
Quarter:	4	6 times, last, Caron Butler	at Sacramento	4/8/14

THREE-POINT FIELD GOALS ATTEMPTED

Game:	15	Kevin Durant	at Phoenix	4/6/14
	15	Kevin Durant	at Portland	4/11/11
Half:	10	Kevin Durant	at L.A. Lakers	2/13/14
	10	Kevin Durant	at Utah	1/7/14
Quarter:	6	4 times, last, Kevin Martin	L.A. Lakers	3/5/13

FREE THROWS MADE

Game:	24	Kevin Durant	at L.A. Clippers	1/23/09
Half:	15	3 times, last, Kevin Durant	at Toronto	3/19/10
Quarter:	11	Kevin Durant	at Utah	1/7/14

FREE THROWS ATTEMPTED

Game:	26	Kevin Durant	Golden State	12/8/08
Half:	17	Kevin Durant	at L.A. Clippers	1/23/09
Quarter:	11	Kevin Durant	Utah	3/23/11



OKLAHOMA CITY OPPONENT INDIVIDUAL RECORDS

POINTS

Game:	51	Kevin Love	Minnesota (2OT)	3/23/12
Half:	32	Tyreke Evans	at New Orleans	4/14/14
Quarter:	25	Gerald Green	at Phoenix	3/6/14

REBOUNDS

Game:	23	Dwight Howard	at Orlando	12/5/08
Half:	16	Zach Randolph	at Memphis	12/11/09
Quarter:	13	Zach Randolph	at Memphis	12/11/09

ASSISTS

Game:	17	Kendall Marshall	at L.A. Lakers	2/13/14
Half:	10	2 times, last, Jrue Holiday	at Philadelphia	11/24/12
Quarter:	8	4 times, last, Chris Paul	L.A. Clippers	11/21/13

STEALS

Game:	8	Thaddeus Young	at Philadelphia	1/25/14
Half:	6	Thaddeus Young	at Philadelphia	1/25/14
Quarter:	4	9 times, last, John Wall	at Washington	2/1/14

BLOCKED SHOTS

Game:	10	Dwight Howard	Orlando	11/12/08
-------	----	---------------	---------	----------

FIELD GOALS MADE

Game:	18	Monta Ellis	at Golden State	2/7/12
Half:	12	LaMarcus Aldridge	at Portland	12/4/13
Quarter:	9	Isaiah Thomas	Sacramento	12/14/12

FIELD GOAL ATTEMPTED

Game:	33	Nick Young	Washington (2OT)	1/28/11
Half:	19	Gerald Wallace	Portland	3/27/11
Quarter:	14	Isaiah Thomas	at Sacramento	12/4/13
	14	Steph Curry	at Golden State	1/23/13

THREE-POINT FIELD GOALS MADE

Game:	8	Gerald Green	at Phoenix	3/6/14
Half:	6	Gerald Green	at Phoenix	3/6/14
Quarter:	6	Gerald Green	at Phoenix	3/6/14

THREE-POINT FIELD GOALS ATTEMPTED

Game:	14	Steph Curry	at Golden State	1/23/13
Half:	10	Gerald Green	at Phoenix	3/6/14
	10	Steph Curry	at Golden State	1/23/13
Quarter:	8	Steph Curry	at Golden State	1/23/13

FREE THROWS MADE

Game:	18	DeMarcus Cousins	at Sacramento	4/11/11
Half:	15	Dwight Howard	Orlando	1/13/11
Quarter:	9	2 times, last, Zach Randolph	at Memphis	1/4/11

FREE THROWS ATTEMPTED

Game:	21	DeMarcus Cousins	at Sacramento	4/11/11
Half:	17	2 times, last, DeMarcus Cousins	at Sacramento	4/11/11
Quarter:	11	James Harden	at Houston	4/4/14
	11	DeMarcus Cousins	at Sacramento	4/11/11



GREATEST INDIVIDUAL PERFORMANCES

POINTS			
58	Fred Brown	at Golden State	3/23/74
54	Kevin Durant	vs. Golden State	1/17/14
54	Ray Allen	Utah (OT)	1/12/07
53	Dale Ellis	at Milwaukee (3OT)	11/9/89
52	Kevin Durant	at Dallas (OT)	1/18/13
51	Kevin Durant	at Toronto (2OT)	3/21/14
51	Kevin Durant	Denver (OT)	2/19/12
51	Spencer Haywood	Kansas City-Omaha	1/3/73
50	Rashard Lewis	L.A. Clippers (at Japan)	10/31/03
49	Dale Ellis	Sacramento	1/5/89
49	Bob Rule	Philadelphia	11/15/69
48	Spencer Haywood	Cleveland	1/7/72
48	Kevin Durant	at Utah	1/7/14
48	Kevin Durant	at Minnesota	1/4/14
47	Kevin Durant	at Minnesota (OT)	1/26/11
47	Kevin Durant	New Orleans	2/17/09
47	Dale Ellis	Detroit	1/22/88
47	Dale Ellis	San Antonio	1/9/88
47	John Brisker	at Kansas City-Omaha	11/25/73
47	Bob Rule	Cincinnati	3/1/69
47	Bob Rule	L.A. Lakers	11/21/69
REBOUNDS			
30	Jim Fox	L.A. Lakers	12/26/73
29	Marvin Webster	at Atlanta	11/1/77
29	Jim Fox	Golden State	2/16/73
27	Bob Rule	New York	12/22/67
25	Jack Sikma	at Utah	2/10/83
25	Jack Sikma	Kansas City	12/17/82
25	Spencer Haywood	L.A. Lakers	3/25/73
25	Pete Cross	Portland	1/1/71
24	Chris Wilcox	Houston	4/4/06
24	Marvin Webster	at Indiana (OT)	11/2/77
24	Spencer Haywood	Capital (Washington)	12/14/73
24	Spencer Haywood	at Philadelphia	12/12/73
24	Spencer Haywood	Portland	12/18/71
24	Pete Cross	Cleveland	11/13/70
24	Don Smith	Phoenix	10/21/70
ASSISTS			
25	Nate McMillan	L.A. Clippers	2/23/87
21	Nate McMillan	Sacramento	3/31/87
20	Gus Williams	Dallas	12/9/83
19	Nate McMillan	at Portland	2/18/89
19	Lenny Wilkens	L.A. Lakers	10/30/71
19	Lenny Wilkens	Portland	10/23/70
18	Gary Payton	at Houston	11/5/02
18	Avery Johnson	Miami	1/5/90
18	Don "Slick" Watts	at Chicago (2OT)	12/21/76
18	Lenny Wilkens	Phoenix	11/29/69
17	Gary Payton	at Washington	11/10/99
17	Gary Payton	Charlotte	3/27/96
17	Nate McMillan	at Orlando	2/20/90
17	Nate McMillan	L.A. Lakers	3/1/88
17	Don "Slick" Watts	Cleveland	12/11/74
17	Don "Slick" Watts	Chicago (OT)	1/4/74
17	Lenny Wilkens	Buffalo	1/28/71
17	Lenny Wilkens	Chicago	10/28/69
17	Walt Hazzard	New York (at Philadelphia)	12/26/67



OPPONENT GREATEST INDIVIDUAL PERFORMANCES

POINTS			
60	Tom Chambers	at Phoenix	3/24/80
53	Wilt Chamberlain	Philadelphia	12/20/67
52	Bob McAdoo	Buffalo	3/17/76
52	Wilt Chamberlain	Philadelphia (at Boston)	12/1/67
51	Kevin Love	Minnesota (2OT)	3/23/12
51	Antawn Jamison	Golden State	12/3/00
51	Lew Alcindor	Milwaukee	2/19/71
50	Kobe Bryant	at L.A. Lakers	4/15/07
50	Elvin Hayes	at San Diego	11/20/70
49	Elvin Hayes	at San Diego (OT)	1/30/70
48	Monta Ellis	at Golden State	2/7/12
48	Kobe Bryant	L.A. Lakers (OT)	1/14/08
48	Kiki Vandeweghe	Portland	3/5/87
48	Nate Archibald	at Kansas City-Omaha	1/16/73
48	Hal Greer	Philadelphia	2/5/69
REBOUNDS			
38	Wilt Chamberlain	Philadelphia	12/20/67
37	Wilt Chamberlain	Philadelphia (at Boston)	12/1/67
33	Bob Lanier	at Detroit	12/22/72
33	Wilt Chamberlain	L.A. Lakers	2/12/69
32	Moses Malone	at Houston	2/1/82
32	Bill Bridges	at Philadelphia	3/19/72
30	Michael Cage	at L.A. Clippers	4/24/88
29	Lew Alcindor	Milwaukee	2/19/71
29	Nate Thurmond	San Francisco	11/25/69
29	Nate Thurmond	San Francisco	12/24/67
ASSISTS			
23	Magic Johnson	at L.A. Lakers	2/21/84
21	Gary Grant	at L.A. Clippers	1/18/90
21	Magic Johnson	at L.A. Lakers	4/23/89
20	Nick Van Exel	at Denver	12/2/00
20	Lenny Wilkens	at Cleveland	11/27/73
19	Jason Kidd	Phoenix	3/4/99
19	Tim Hardaway	at Golden State	2/18/95
19	John Stockton	Utah	2/27/92
19	Magic Johnson	at L.A. Lakers	3/4/87
19	Nate Archibald	Kansas City	11/10/72
18	Mike Bibby	Vancouver	1/12/01
18	Jason Kidd	at Dallas (OT)	12/12/95
18	John Stockton	at Utah	1/24/94
18	Tim Hardaway	at Golden State	4/25/93
18	Magic Johnson	L.A. Lakers	4/4/89
18	Reggie Theus	Sacramento	2/25/86
18	Johnny Moore	at San Antonio	11/6/83
18	Nate Archibald	Boston	2/16/83
18	Magic Johnson	at L.A. Lakers	2/16/82
18	Wes Matthews	at Atlanta	3/1/81



ALL-TIME 40+ POINTS PERFORMANCES

PLAYER	OPPONENT	DATE	POINTS	PLAYER	OPPONENT	DATE	POINTS
Fred Brown	at Golden State	3/23/74	58	Dale Ellis	at Sacramento	1/26/88	42
Kevin Durant	vs. Golden State	1/17/14	54	Tom Chambers	Sacramento	12/17/87	42
Ray Allen	Utah (OT)	1/12/07	54	Tom Chambers	at Houston (2OT)	3/10/87	42
Dale Ellis	at Milwaukee	11/11/89	53	Gus Williams	Utah	1/15/82	42
Kevin Durant	at Dallas (OT)	1/18/13	52	Fred Brown	at Cleveland	12/30/76	42
Kevin Durant	at Toronto (2OT)	3/21/14	51	Spencer Haywood	at Golden State	12/26/72	42
Kevin Durant	Denver (OT)	2/19/12	51	Bob Rule	San Diego (at Eugene)	2/18/70	42
Spencer Haywood	Kansas City-Omaha	1/3/73	51	Bob Rule	Detroit	11/16/68	42
Rashard Lewis	L.A. Clippers (at Japan)	10/31/03	50	Kevin Durant	New York	2/9/14	41
Dale Ellis	Sacramento	1/5/89	49	Kevin Durant	Atlanta	1/27/14	41
Bob Rule	Philadelphia	11/15/69	49	Kevin Durant	at Phoenix	1/14/13	41
Kevin Durant	at Utah	1/7/14	48	Kevin Durant	at Atlanta	12/19/12	41
Kevin Durant	at Minnesota	1/4/14	48	Kevin Durant	Golden State	12/8/08	41
Spencer Haywood	Cleveland	1/7/72	48	Damien Wilkins	at Atlanta (2OT)	11/16/97	41
Kevin Durant	at Minnesota (OT)	1/26/11	47	Rashard Lewis	at Toronto (OT)	11/13/05	41
Dale Ellis	Detroit	1/22/88	47	Ray Allen	L.A. Clippers	1/24/04	41
Dale Ellis	San Antonio	1/9/88	47	Gary Payton	Washington	2/15/00	41
John Brisker	at Kansas City-Omaha	11/25/73	47	Vin Baker	Indiana	2/4/98	41
Bob Rule	L.A. Lakers	11/21/69	47	Xavier McDaniel	Portland (3OT)	12/1/90	41
Bob Rule	Cincinnati	3/1/69	47	Xavier McDaniel	New York	1/20/88	41
Kevin Durant	New Orleans	2/17/09	47	Dale Ellis	at L.A. Clippers (OT)	1/16/88	41
Kevin Durant	Portland	1/21/14	46	Dale Ellis	at L.A. Clippers	4/16/87	41
Kevin Durant	at L.A. Clippers	1/23/09	46	Gus Williams	at San Diego (OT)	4/8/82	41
Dale Ellis	at Utah	1/14/88	46	Gus Williams	at Phoenix	3/21/82	41
Tom Chambers	Houston	1/6/88	46	Gus Williams	Phoenix	11/28/79	41
Bob Rule	at Cincinnati	3/13/68	46	Fred Brown	at New Orleans	11/9/75	41
Russell Westbrook	Minnesota (2OT)	3/23/12	45	Dick Snyder	at Atlanta	1/19/74	41
Kevin Durant	at Utah (OT)	4/6/10	45	Lenny Wilkens	Atlanta	11/29/70	41
Kevin Durant	San Antonio	3/22/10	45	Bob Rule	Boston	12/26/69	41
Kevin Durant	Golden State	1/31/10	45	Walt Hazzard	at Detroit	1/19/68	41
Rashard Lewis	Orlando	1/11/06	45	Kevin Durant	Miami	2/14/13	40
Walt Hazzard	Cincinnati (at Phoenix)(OT)	2/5/68	45	Kevin Durant	Dallas	12/27/12	40
Walt Hazzard	San Diego	12/28/67	45	James Harden	at Phoenix	4/18/12	40
Bob Rule	at L.A. Lakers	12/14/69	45	Kevin Durant	Minnesota (2OT)	3/23/12	40
Kevin Durant	at Indiana	4/6/12	44	Russell Westbrook	Denver (OT)	2/19/12	40
Kevin Durant	Denver	12/25/10	44	Kevin Durant	Washington (2OT)	1/28/11	40
Ray Allen	Denver	1/23/07	44	Kevin Durant	Memphis	1/8/11	40
Gary Payton	at Minnesota (OT)	3/4/01	44	Kevin Durant	at Golden State	4/11/10	40
Spencer Haywood	at Portland (OT)	2/13/72	44	Kevin Durant	Minnesota	4/4/10	40
Kevin Durant	at Dallas (OT)	3/25/14	43	Kevin Durant	Indiana	1/9/10	40
Kevin Durant	at L.A. Lakers	2/13/14	43	Kevin Durant	at New Jersey	12/28/09	40
Kevin Durant	at Minnesota (2OT)	3/23/12	43	Kevin Durant	L.A. Clippers	11/15/09	40
Kevin Durant	New Orleans	2/2/11	43	Ray Allen	New York (OT)	3/25/05	40
Russell Westbrook	at Indiana (OT)	11/26/10	43	Ray Allen	Utah (OT)	2/25/04	40
Gary Payton	L.A. Clippers	12/27/01	43	Ray Allen	at L.A. Clippers	3/1/03	40
Gary Payton	at Houston	4/16/00	43	Gary Payton	Indiana (OT)	12/4/02	40
Dale Ellis	at Sacramento (OT)	4/19/90	43	Gary Payton	at Vancouver	3/13/00	40
Kevin Durant	Detroit	4/16/14	42	Dale Ellis	at Utah	2/1/88	40
Kevin Durant	Houston	3/11/14	42	Xavier McDaniel	at New York (OT)	3/23/87	40
Kevin Durant	Philadelphia	3/4/14	42	Dale Ellis	at Sacramento	3/15/87	40
Kevin Durant	L.A. Clippers	2/23/14	42	Dale Ellis	at Phoenix	2/28/87	40
Kevin Durant	at Utah	10/30/13	42	Dale Ellis	at Philadelphia (OT)	1/21/87	40
Kevin Durant	at L.A. Lakers	1/11/13	42	Spencer Haywood	Portland	3/30/75	40
Kevin Durant	at Golden State	4/16/08	42	Fred Brown	at Philadelphia (OT)	11/29/74	40
Ray Allen	at Phoenix (2OT)	1/22/06	42	Fred Brown	at Portland	11/23/74	40
Ray Allen	Portland (OT)	1/5/04	42	Spencer Haywood	L.A. Lakers	10/30/74	40
Shawn Kemp	at L.A. Clippers (2OT)	12/10/94	42	Spencer Haywood	Buffalo	2/11/73	40
Dale Ellis	L.A. Lakers	1/3/89	42	TOTAL: 115			

40+ POINTS LEADERS

Kevin Durant	41	Fred Brown	5	Xavier McDaniel	3	Dick Snyder	1
Dale Ellis	14	Gus Williams	4	James Harden	1	Lenny Wilkens	1
Ray Allen	8	Russell Westbrook	3	Vin Baker	1	Damien Wilkins	1
Bob Rule	8	Rashard Lewis	3	John Brisker	1	TOTAL:	115
Spencer Haywood	7	Tom Chambers	3	Shawn Kemp	1		
Gary Payton	6	Walt Hazzard	3				



ALL-TIME 20+ REBOUNDS PERFORMANCES

PLAYER	OPPONENT	DATE	REBOUNDS	PLAYER	OPPONENT	DATE	REBOUNDS
Jim Fox	L.A. Lakers	12/26/73	30	Jack Sikma	Portland	11/25/81	21
Marvin Webster	at Atlanta	11/1/77	29	James Bailey	L.A. Lakers	12/12/80	21
Jim Fox	Golden State (OT)	2/16/73	29	Jack Sikma	at Kansas City (OT)	11/30/79	21
Bob Rule	New York	12/22/67	27	Marvin Webster	at Philadelphia	2/12/78	21
Jack Sikma	at Utah	2/10/83	25	Marvin Webster	at L.A. Lakers	12/16/77	21
Jack Sikma	Kansas City	12/17/82	25	Spencer Haywood	at Buffalo	3/8/74	21
Spencer Haywood	L.A. Lakers	3/25/73	25	Spencer Haywood	at Detroit	3/1/74	21
Pete Cross	Portland	1/1/71	25	Jim Fox	Chicago	1/4/74	21
Chris Wilcox	Houston	4/4/06	24	Spencer Haywood	Cincinnati	2/26/72	21
Marvin Webster	at Indiana (OT)	11/2/77	24	Pete Cross	Cincinnati	2/10/72	21
Spencer Haywood	Capital	12/14/73	24	Don Smith	at Philadelphia	12/01/71	21
Spencer Haywood	at Philadelphia	12/12/73	24	Pete Cross	at Cincinnati	1/9/71	21
Spencer Haywood	Portland	12/18/71	24	Tom Black	San Diego	12/20/70	21
Pete Cross	Cleveland	11/13/70	24	Don Smith	Portland	10/23/70	21
Don Smith	Phoenix	10/21/70	24	Bob Rule	Detroit	11/19/67	21
Michael Cage	Minnesota	12/6/91	23	George Wilson	at St. Louis	11/8/67	21
Jack Sikma	Denver	1/5/79	23	Serge Ibaka	at Milwaukee	11/16/13	20
Marvin Webster	Washington	12/18/77	23	Serge Ibaka	Phoenix	3/7/12	20
Spencer Haywood	at L.A. Lakers	12/7/73	23	Shawn Kemp	at Houston (in Japan)	11/7/92	20
Spencer Haywood	Detroit	10/28/73	23	Michael Cage	at Washington	11/19/91	20
Chris Wilcox	Washington	3/21/07	22	Michael Cage	Sacramento	2/23/90	20
Shawn Kemp	at Dallas (OT)	12/12/95	22	Michael Cage	Phoenix	12/13/88	20
Michael Cage	Indiana	11/9/91	22	Jack Sikma	Houston	4/8/84	20
Jack Sikma	Portland	12/18/84	22	Jack Sikma	Denver	2/7/84	20
Jack Sikma	Cleveland	3/2/79	22	Jack Sikma	Utah	12/28/83	20
Spencer Haywood	Atlanta	10/24/73	22	Jack Sikma	at Detroit	1/26/83	20
Jim Fox	at Buffalo	3/2/73	22	Jack Sikma	at L.A. Lakers	1/3/82	20
Spencer Haywood	Atlanta	2/23/73	22	Jack Sikma	Phoenix	10/25/80	20
Spencer Haywood	Boston	2/16/72	22	Jack Sikma	San Antonio	11/2/79	20
Don Smith	Phoenix	1/15/72	22	Jack Sikma	at San Diego (OT)	4/4/79	20
Pete Cross	Cincinnati	1/22/71	22	Jack Sikma	at Philadelphia	12/2/78	20
Pete Cross	at Portland	10/30/70	22	Jack Sikma	at Kansas City	2/28/78	20
Pete Cross	San Francisco	11/27/70	22	Tom Burleson	at Philadelphia	12/3/76	20
Tom Meschery	Phoenix (2OT)	11/15/68	22	Tom Burleson	at Golden State	2/7/76	20
Bob Rule	Philadelphia	12/18/68	22	Spencer Haywood	Philadelphia	2/25/74	20
Nick Collison	Washington	3/26/08	21	Spencer Haywood	at Detroit	1/17/73	20
Nick Collison	at Phoenix	1/9/07	21	Pete Cross	Detroit	2/23/72	20
Reggie Evans	Charlotte	2/5/05	21	Spencer Haywood	Detroit	2/23/72	20
Shawn Kemp	at Detroit	11/15/95	21	Don Smith	Buffalo	10/28/71	20
Shawn Kemp	at Charlotte	1/31/92	21	Spencer Haywood	Detroit	3/11/71	20
Michael Cage	at L.A. Clippers	4/1/90	21	Spencer Haywood	San Francisco	2/14/71	20
Alton Lister	Cleveland	3/2/87	21	Spencer Haywood	at Detroit	1/19/71	20
Alton Lister	Phoenix (OT)	1/31/87	21	Pete Cross	Baltimore	1/17/71	20
Jack Sikma	Houston	12/9/84	21	Pete Cross	L.A. Lakers	12/11/70	20
Jack Sikma	Portland	4/13/82	21	Bob Rule	Milwaukee	11/28/68	20
Jack Sikma	Phoenix	4/6/82	21	Bob Rule	at Milwaukee	11/12/68	20
Jack Sikma	at Denver	1/9/82	21	TOTAL: 93			

20+ REBOUNDS LEADERS

Jack Sikma	21	Don Smith	5	Tom Burleson	2	Tom Black	1
Spencer Haywood	18	Marvin Webster	5	Nick Collison	2	Reggie Evans	1
Pete Cross	10	Jim Fox	4	Alton Lister	2	Tom Meschery	1
Michael Cage	6	Shawn Kemp	4	Chris Wilcox	2	George Wilson	1
Bob Rule	5	Serge Ibaka	2	James Bailey	1	TOTAL:	93



ALL-TIME 20-20 CLUB

PLAYER	DATE	OPPONENT	POINTS	REBOUNDS
Bob Rule	11/19/67	New York (OT)	31	21
Bob Rule	11/12/68	at Milwaukee	28	20
Bob Rule	11/28/68	Milwaukee	27	20
Bob Rule	12/18/68	Philadelphia	36	22
Spencer Haywood	1/19/71	at Detroit	24	20
Spencer Haywood	2/14/71	San Francisco	25	20
Spencer Haywood	3/11/71	Detroit	28	20
Spencer Haywood	12/18/71	Portland	32	24
Spencer Haywood	2/16/72	Boston	26	22
Spencer Haywood	2/23/72	Detroit	38	20
Spencer Haywood	2/26/72	Cincinnati	38	21
Spencer Haywood	1/17/73	at Detroit	28	20
Spencer Haywood	2/23/73	Atlanta	29	22
Spencer Haywood	3/25/73	L.A. Lakers	25	25
Spencer Haywood	10/24/73	Atlanta	21	22
Spencer Haywood	10/28/73	Detroit	22	23
Spencer Haywood	12/7/73	at L.A. Lakers	29	23
Spencer Haywood	12/14/73	Capital (Washington)	26	24
Jim Fox	12/26/73	L.A. Lakers	25	30
Spencer Haywood	2/23/74	Philadelphia	37	20
Spencer Haywood	3/8/74	at Buffalo (OT)	31	21
Tom Burluson	2/7/76	at Golden State	26	20
Marvin Webster	12/18/77	Washington	21	23
Jack Sikma	12/2/78	at Philadelphia	29	20
Jack Sikma	1/5/79	Denver	23	23
Jack Sikma	10/25/80	Phoenix	22	20
Jack Sikma	4/13/82	Portland	22	21
Jack Sikma	12/12/82	Kansas City	26	25
Jack Sikma	1/26/83	at Detroit	26	20
Jack Sikma	2/10/83	at Utah	39	25
Jack Sikma	12/28/83	Utah	20	20
Jack Sikma	4/8/84	Houston	29	20
Jack Sikma	12/18/84	Portland	27	22
Michael Cage	11/9/91	Indiana	23	22
Michael Cage	11/19/91	at Washington	20	20
Shawn Kemp	1/31/92	at Charlotte	22	21
Shawn Kemp	11/7/92	at Houston (in Japan)	29	20
Shawn Kemp	11/15/95	at Detroit	23	21
Chris Wilcox	4/4/06	Houston	26	24
Nick Collison	1/9/07	at Phoenix	29	21
Chris Wilcox	3/21/07	Washington	27	22

TOTAL: 41

Spencer Haywood	16	Michael Cage	2	Jim Fox	1
Jack Sikma	10	Chris Wilcox	2	Marvin Webster	1
Bob Rule	4	Tom Burluson	1	TOTAL:	41
Shawn Kemp	3	Nick Collison	1		



ALL-TIME TRIPLE-DOUBLES

PLAYER	DATE	OPPONENT	POINTS	REBOUNDS	ASSISTS
Lenny Wilkens	11/15/68	Phoenix (2OT)	30	12	14
Lenny Wilkens	12/7/68	at San Francisco	18	10	12
Lenny Wilkens	12/30/68	Phoenix	18	10	12
Lenny Wilkens	2/16/69	Cincinnati	34	14	12
Lenny Wilkens	3/12/69	San Diego (at Vancouver)	36	14	14
Lenny Wilkens	11/2/69	at Atlanta	19	10	11
Lenny Wilkens	12/6/69	at Baltimore (OT)	33	10	11
Lenny Wilkens	1/24/70	L.A. Lakers (OT)	19	13	12
Lenny Wilkens	1/30/70	at San Diego (OT)	22	11	14
Lenny Wilkens	10/30/70	at Portland	35	10	10
Lee Winfield	12/26/72	Milwaukee	11	10	15
Jim Fox	2/2/73	Chicago	22	18	10
Jim Fox	1/2/74	Buffalo	14	16	10
Don "Slick" Watts	2/21/75	Atlanta	12	10	11
Leonard Gray	2/15/76	Detroit	16	10	10
Don "Slick" Watts	3/3/76	at Detroit	21	10	16
Don "Slick" Watts	3/16/77	at Washington	20	10	12
Don "Slick" Watts	4/3/77	Portland	13	10	13
Gus Williams	12/8/81	at Houston	29	10	10
Jack Sikma	1/22/82	at Boston	11	14	10
Lonnie Shelton	3/18/83	Denver	17	10	10
Jack Sikma	2/14/84	at Golden State	21	16	10
Jack Sikma	12/16/84	at Denver	17	14	10
Nate McMillan	1/18/88	Indiana	16	11	15
Nate McMillan	2/14/89	San Antonio	10	14	12
Nate McMillan	2/17/89	Washington	16	13	16
Nate McMillan	11/28/89	at San Antonio	12	11	14
Gary Payton	2/23/91	Phoenix	18	10	11
Gary Payton	12/21/91	Golden State	17	11	12
Gary Payton	3/31/92	Utah	15	10	13
Shawn Kemp	3/20/94	at Charlotte	15	11	12
Gary Payton	3/18/96	L.A. Clippers	20	10	10
Gary Payton	3/9/97	at Portland	16	10	11
Gary Payton	3/18/97	at Chicago (OT)	14	12	14
Gary Payton	12/30/97	at Golden State	22	10	11
Gary Payton	3/1/99	at Sacramento	28	10	12
Gary Payton	3/12/00	Toronto	22	10	10
Gary Payton	4/18/00	at Sacramento (OT)	33	11	14
Gary Payton	5/3/00	Utah*	35	10	11
Gary Payton	10/31/00	at Vancouver	27	14	10
Gary Payton	12/20/00	Sacramento	19	12	10
Gary Payton	12/5/01	at Detroit	21	15	12
Gary Payton	4/2/02	at Houston	25	10	11
Gary Payton	5/1/02	San Antonio*	28	12	11
Ray Allen	2/28/03	L.A. Lakers	29	10	10
Ray Allen	1/28/04	at L.A. Lakers	18	10	10
Earl Watson	2/6/08	at Sacramento	23	10	10
Russell Westbrook	3/2/09	Dallas	17	10	10
Russell Westbrook	2/21/10	at Minnesota	22	10	14
Russell Westbrook	12/31/10	Atlanta	23	10	10
Russell Westbrook	1/28/11	Washington (2OT)	35	13	13
Russell Westbrook	1/13/11	Orlando	32	10	13
Russell Westbrook*	5/15/11	Memphis	14	10	14
Kevin Durant	11/18/12	Golden State	25	13	10
Kevin Durant	2/20/12	at Houston	16	12	11
Kevin Durant	2/27/13	New Orleans	18	11	10
Russell Westbrook	3/30/13	at Milwaukee	23	13	10
Kevin Durant	12/1/13	Minnesota	32	10	12
Russell Westbrook	12/25/14	at New York	14	13	10
Kevin Durant	1/25/14	at Philadelphia	32	14	10
Russell Westbrook	3/4/14	Philadelphia	13	10	14
Kevin Durant	3/9/14	at L.A. Lakers	27	10	12
Russell Westbrook*	4/29/14	Memphis	30	10	13
Russell Westbrook*	5/3/14	Memphis	27	10	16
Russell Westbrook*	5/7/14	L.A. Clippers	31	10	10

TOTAL: 65
* Playoffs

TRIPLE-DOUBLE LEADERS

Gary Payton	16*	Nate McMillan	4	Jim Fox	2	Earl Watson	1
Russell Westbrook	13*	Don "Slick" Watts	4	Leonard Gray	1	Gus Williams	1
Lenny Wilkens	10	Jack Sikma	3	Shawn Kemp	1	Lee Winfield	1
Kevin Durant	6	Ray Allen	2	Lonnie Shelton	1	TOTAL:	65

* Includes Playoffs



AWARD WINNERS

ALL-NBA TEAM

1971-72	Spencer Haywood (First Team)
1972-73	Spencer Haywood (First Team)
1973-74	Spencer Haywood (Second Team)
1974-75	Spencer Haywood (Second Team)
1979-80	Dennis Johnson (Second Team)
	Gus Williams (Second Team)
1981-82	Gus Williams (First Team)
1988-89	Dale Ellis (Third Team)
1993-94	Shawn Kemp (Second Team)
	Gary Payton (Third Team)
1994-95	Shawn Kemp (Second Team)
	Gary Payton (Second Team)
	Detlef Schrempf (Third Team)
1995-96	Shawn Kemp (Second Team)
	Gary Payton (Second Team)
1996-97	Gary Payton (Second Team)
1997-98	Gary Payton (First Team)
	Vin Baker (Second Team)
1998-99	Gary Payton (Second Team)
1999-00	Gary Payton (First Team)
2000-01	Gary Payton (Third Team)
2001-02	Gary Payton (Second Team)
2004-05	Ray Allen (Second Team)
2009-10	Kevin Durant (First Team)
2010-11	Kevin Durant (First Team)
	Russell Westbrook (Second Team)
2011-12	Kevin Durant (First Team)
	Russell Westbrook (Second Team)
2012-13	Kevin Durant (First Team)
	Russell Westbrook (Second Team)
2013-14	Kevin Durant (First Team)

NBA ALL-DEFENSIVE TEAM

1975-76	Don "Slick" Watts (First Team)
1978-79	Dennis Johnson (First Team)
1979-80	Dennis Johnson (First Team)
1981-82	Lonnie Shelton (Second Team)
	Jack Sikma (Second Team)
1984-85	Danny Vranes (Second Team)
1993-94	Gary Payton (First Team)
	Nate McMillan (Second Team)
1994-95	Gary Payton (First Team)
	Nate McMillan (Second Team)
1995-96	Gary Payton (First Team)
1996-97	Gary Payton (First Team)
1997-98	Gary Payton (First Team)
1998-99	Gary Payton (First Team)
1999-00	Gary Payton (First Team)
2000-01	Gary Payton (First Team)
2001-02	Gary Payton (First Team)
2009-10	Thabo Sefolosha (Second Team)
2011-12	Serge Ibaka (First Team)
2012-13	Serge Ibaka (First Team)
2013-14	Serge Ibaka (First Team)

NBA ALL-ROOKIE TEAM

1967-68	Bob Rule (First Team)
	Al Tucker (First Team)
1968-69	Art Harris (First Team)
1974-75	Tom Burleson (First Team)
1977-78	Jack Sikma (First Team)
1985-86	Xavier McDaniel (First Team)
1987-88	Derrick McKey (First Team)
1990-91	Gary Payton (Second Team)
2000-01	Desmond Mason (Second Team)
2001-02	Vladimir Radmanovic (Second Team)
2007-08	Kevin Durant (First Team)
	Jeff Green (First Team)
2008-09	Russell Westbrook (First Team)
2009-10	James Harden (Second Team)
2013-14	Steven Adams (Second Team)

KIA NBA MOST VALUABLE PLAYER

2013-14	Kevin Durant
---------	--------------

T-MOBILE NBA ROOKIE OF THE YEAR

2007-08	Kevin Durant
---------	--------------

NBA DEFENSIVE PLAYER OF THE YEAR

1995-96	Gary Payton
---------	-------------

NBA MOST IMPROVED PLAYER

1986-87	Dale Ellis
---------	------------

KIA SIXTH MAN OF THE YEAR

2011-12	James Harden
---------	--------------

NBA COACH OF THE YEAR

1986-87	Bernie Bickerstaff
2009-10	Scott Brooks

NBA FINALS MOST VALUABLE PLAYER

1979	Dennis Johnson
------	----------------

J. WALTER KENNEDY CITIZENSHIP AWARD

1975-76	Don "Slick" Watts
---------	-------------------

ALL-STAR SATURDAY LONG-DISTANCE

SHOOTOUT CHAMPION

1988-89	Dale Ellis
---------	------------

NBA SLAM DUNK CHAMPION

2000-01	Desmond Mason
---------	---------------

NBA EXECUTIVE OF THE YEAR

1982-83	Zollie Volchok
1993-94	Bob Whitsitt

NBA SPORTSMANSHIP AWARD

1998-99	Hersey Hawkins
2002-03	Ray Allen

LEAGUE LEADERS/ALL-STARS



LEAGUE LEADERS

PLAYER	YEAR	CATEGORY	AVG/PCT
Lenny Wilkens	1969-70	Assists	9.1
Don "Slick" Watts	1975-76	Assists	8.1
Don "Slick" Watts	1975-76	Steals	3.18
Fred Brown	1979-80	Three-Point FG Pct.	.443
Dana Barros	1991-92	Three-Point FG Pct.	.446
Nate McMillan	1993-94	Steals	2.96
Gary Payton	1995-96	Steals	2.85
Dale Ellis	1997-98	Three-Point FG Pct.	.464
Brent Barry	2000-01	Three-Point FG Pct.	.476
Kevin Durant	2009-10	Points	30.1
Kevin Durant	2010-11	Points	27.7
Kevin Durant	2011-12	Points	28.0
Serge Ibaka	2011-12	Blocks	3.65
Kevin Durant	2012-13	Free Throw Pct.	.905
Serge Ibaka	2012-13	Blocks	3.03
Kevin Durant	2013-14	Points	32.0

NBA RECORD HOLDERS

PLAYER	DATE/SEASON	CATEGORY	RECORD
Nate McMillan	2/23/87	Assists	Tied rookie single-game record: 25
Dale Ellis	11/9/89	Minutes	Broke record for most minutes played in a single game: 69
Ray Allen	2005-06	Three-pointers made	Broke record for most three-pointers made in a season: 269

ALL-STAR GAME PARTICIPANTS

1968	Walt Hazzard	1997	Shawn Kemp*, Gary Payton*, Detlef Schrempf
1969	Lenny Wilkens*		Gary Payton*, Vin Baker
1970	Bob Rule, Lenny Wilkens	1998	Coaches George Karl, Dwane Casey, Tim Grgrich, Terry Stotts, Bob Weiss, Trainer Frank Furtado
1971	Lenny Wilkens#		Gary Payton
1972	Spencer Haywood*		Gary Payton
1973	Spencer Haywood*		Trainer Mike Shimensky
1974	Spencer Haywood		Gary Payton
1975	Spencer Haywood*	2000	Gary Payton
1976	Fred Brown	2001	Gary Payton
1979	Dennis Johnson, Jack Sikma	2002	Gary Payton
	Coaches Lenny Wilkens, Les Habegger	2003	Trainer Mike Shimensky
	Dennis Johnson, Jack Sikma	2004	Gary Payton
	Coaches Lenny Wilkens, Les Habegger, Trainer Frank Furtado	2005	Ray Allen
	Paul Westphal*, Jack Sikma	2006	Rashard Lewis
	Lonnie Shelton*, Jack Sikma, Gus Williams*	2007	Ray Allen
1981	David Thompson*, Jack Sikma,	2010	Ray Allen
1982	Gus Williams*	2011	Kevin Durant
1983	Kevin Durant*		Russell Westbrook
	Kevin Durant*#	2012	Russell Westbrook
1984	Russell Westbrook		Coaches Scott Brooks
1985	Coaches Scott Brooks		Maurice Cheeks, Rex Kalamian
1987	Mark Bryant, Brian Keefe		Kevin Durant*
	Kevin Durant*	2013	Russell Westbrook
1988	Russell Westbrook		Kevin Durant*
1989	Kevin Durant*		Russell Westbrook
1993	Kevin Durant*	2014	Kevin Durant*
1994	Coaches Scott Brooks		Coaches Scott Brooks
	Mark Bryant, Brian Keefe		Rex Kalamian, Robert Pack, Mark Bryant, Brian Keefe
	Tim Grgrich, Terry Stotts		* Starter
1995	Shawn Kemp*, Gary Payton		# All-Star Game Most Valuable Player
	Detlef Schrempf		
1996	Shawn Kemp*, Gary Payton, Coaches George Karl, Dwane Casey, Tim Grgrich, Terry Stotts, Bob Weiss		



YEAR-BY-YEAR STATISTICAL LEADERS

SCORING

MINIMUM 70 GAMES OR 1,400 POINTS

YEAR	PLAYER	G	PTS	AVG	YEAR	PLAYER	G	PTS	AVG
67-68	Walt Hazzard	79	1894	24.0	91-92	Ricky Pierce	78	1690	21.7
68-69	Bob Rule	82	1965	24.0	92-93	Ricky Pierce	77	1403	18.2
69-70	Bob Rule	80	1695	24.6	93-94	Shawn Kemp	79	1431	18.1
70-71	Lenny Wilkens	71	1403	19.8	94-95	Gary Payton	82	1689	20.6
71-72	Spencer Haywood	73	1914	26.2	95-96	Shawn Kemp	79	1550	19.6
72-73	Spencer Haywood	77	2251	29.2	96-97	Gary Payton	82	1785	21.8
73-74	Spencer Haywood	75	1761	23.5	97-98	Vin Baker	82	1574	19.2
74-75	Spencer Haywood	68	1525	22.4	98-99	Gary Payton	50	1084	21.7
75-76	Fred Brown	76	1757	23.1	99-00	Gary Payton	82	1982	24.2
76-77	Fred Brown	72	1236	17.2	00-01	Gary Payton	79	1823	23.1
77-78	Gus Williams	79	1431	18.1	01-02	Gary Payton	82	1815	22.1
78-79	Gus Williams	76	1457	19.2	02-03	Rashard Lewis	77	1396	18.1
79-80	Gus Williams	82	1816	22.1	03-04	Rashard Lewis	80	1421	17.8
80-81	Jack Sikma	82	1530	18.7	04-05	Ray Allen	78	1867	23.9
81-82	Gus Williams	80	1875	23.4	05-06	Ray Allen	78	1955	25.1
82-83	Gus Williams	80	1600	20.0	06-07	Ray Allen	55	1454	26.4
83-84	Jack Sikma	82	1563	19.1	07-08	Kevin Durant	80	1624	20.3
84-85	Tom Chambers	81	1739	21.5	08-09	Kevin Durant	74	1871	25.3
85-86	Jack Sikma	80	1371	17.1	09-10	Kevin Durant	82	2472	30.1
86-87	Dale Ellis	82	2041	24.9	10-11	Kevin Durant	78	2161	27.7
87-88	Dale Ellis	75	1938	25.8	11-12	Kevin Durant	66	1850	28.0
88-89	Dale Ellis	82	2253	27.5	12-13	Kevin Durant	81	2280	28.1
89-90	Xavier McDaniel	69	1471	21.3	13-14	Kevin Durant	81	2593	32.0
90-91	Derrick McKey	73	1115	15.3					

REBOUNDING

MINIMUM 70 GAMES OR 800 REBOUNDS

YEAR	PLAYER	G	REB	AVG	YEAR	PLAYER	G	REB	AVG
67-68	Tom Meschery	82	840	10.2	91-92	Michael Cage	82	728	8.9
68-69	Bob Rule	82	941	11.5	92-93	Shawn Kemp	78	833	10.7
69-70	Bob Rule	80	825	10.3	93-94	Shawn Kemp	79	851	10.8
70-71	Pete Cross	79	949	12.0	94-95	Shawn Kemp	82	893	10.9
71-72	Spencer Haywood	73	926	12.7	95-96	Shawn Kemp	79	904	11.4
72-73	Spencer Haywood	77	995	12.9	96-97	Shawn Kemp	81	807	10.0
73-74	Spencer Haywood	75	1007	13.4	97-98	Vin Baker	82	656	8.0
74-75	Tom Burleson	82	572	7.0	98-99	Olden Polynice	50	488	8.9
75-76	Tom Burleson	82	742	9.0	99-00	Horace Grant	76	593	7.8
76-77	Tom Burleson	82	551	6.7	00-01	Patrick Ewing	79	585	7.4
77-78	Marvin Webster	82	1035	12.6	01-02	Rashard Lewis	71	498	7.0
78-79	Jack Sikma	82	1013	12.4	02-03	Rashard Lewis	77	503	6.5
79-80	Jack Sikma	82	908	11.1	03-04	Rashard Lewis	80	518	6.5
80-81	Jack Sikma	82	852	10.4	04-05	Reggie Evans	79	736	9.3
81-82	Jack Sikma	82	1038	12.7	05-06	Rashard Lewis	78	390	5.0
82-83	Jack Sikma	75	856	11.4	06-07	Nick Collison	82	666	8.1
83-84	Jack Sikma	82	911	11.1	07-08	Nick Collison	78	730	9.4
84-85	Tom Chambers	81	579	7.1	08-09	Jeff Geen	78	519	6.7
85-86	Jack Sikma	80	748	9.4	09-10	Kevin Durant	82	623	7.6
86-87	Alton Lister	75	705	9.4	10-11	Serge Ibaka	82	622	7.6
87-88	Alton Lister	82	627	7.6	11-12	Kevin Durant	66	527	8.0
88-89	Michael Cage	80	765	9.6	12-13	Kevin Durant	81	640	7.9
89-90	Michael Cage	82	821	10.0	13-14	Serge Ibaka	81	709	8.8
90-91	Shawn Kemp	81	679	8.4					

YEAR-BY-YEAR STATISTICAL LEADERS



ASSISTS

MINIMUM 70 GAMES OR 400 ASSISTS

YEAR	PLAYER	G	AST	AVG	YEAR	PLAYER	G	AST	AVG
67-68	Walt Hazzard	79	493	6.2	91-92	Gary Payton	81	506	6.2
68-69	Lenny Wilkens	82	674	8.2	92-93	Nate McMillan	73	384	5.3
69-70	Lenny Wilkens	75	683	9.1	93-94	Gary Payton	82	494	6.0
70-71	Lenny Wilkens	71	654	9.2	94-95	Gary Payton	82	583	7.1
71-72	Lenny Wilkens	80	766	9.6	95-96	Gary Payton	81	608	7.5
72-73	Fred Brown	79	438	5.5	96-97	Gary Payton	82	583	7.1
73-74	Fred Brown	82	414	5.1	97-98	Gary Payton	82	679	8.3
74-75	Don "Slick" Watts	82	499	6.1	98-99	Gary Payton	50	436	8.7
75-76	Don "Slick" Watts	82	661	8.1	99-00	Gary Payton	82	732	8.9
76-77	Don "Slick" Watts	79	630	8.0	00-01	Gary Payton	79	642	8.1
77-78	Gus Williams	79	294	3.7	01-02	Gary Payton	82	737	9.0
78-79	John Johnson	82	358	4.4	02-03	Gary Payton	52	457	8.8
79-80	John Johnson	81	424	5.2	03-04	Antonio Daniels	71	298	4.2
80-81	Vinnie Johnson	81	341	4.2	04-05	Luke Ridnour	82	483	5.9
81-82	Gus Williams	80	547	6.8	05-06	Luke Ridnour	79	550	7.0
82-83	Gus Williams	80	643	8.0	06-07	Earl Watson	77	437	5.7
83-84	Gus Williams	80	675	8.4	07-08	Earl Watson	78	531	6.8
84-85	Gerald Henderson	79	559	7.1	08-09	Russell Westbrook	82	435	5.3
85-86	Gerald Henderson	82	487	5.9	09-10	Russell Westbrook	82	652	8.0
86-87	Nate McMillan	71	583	8.2	10-11	Russell Westbrook	82	670	8.2
87-88	Nate McMillan	82	702	8.6	11-12	Russell Westbrook	66	362	5.5
88-89	Nate McMillan	75	696	9.3	12-13	Russell Westbrook	82	607	7.4
89-90	Nate McMillan	82	598	7.3	13-14	Kevin Durant	81	445	5.5
90-91	Gary Payton	82	528	6.4					

MINUTES PLAYED

MINIMUM 70 GAMES OR 2,000 MINUTES

YEAR	PLAYER	G	MIN	AVG	YEAR	PLAYER	G	MIN	AVG
67-68	Tom Meschery	82	2857	34.8	91-92	Ricky Pierce	78	2658	34.1
68-69	Lenny Wilkens	82	3463	42.2	92-93	Shawn Kemp	78	2582	33.1
69-70	Bob Rule	80	2959	37.0	93-94	Gary Payton	82	2881	35.1
70-71	Lenny Wilkens	71	2641	37.2	94-95	Gary Payton	82	3015	36.8
71-72	Spencer Haywood	73	3167	43.4	95-96	Gary Payton	81	3162	39.0
72-73	Spencer Haywood	77	3259	42.3	96-97	Gary Payton	82	3213	39.2
73-74	Spencer Haywood	75	3038	40.5	97-98	Gary Payton	82	3145	38.4
74-75	Spencer Haywood	68	2529	37.2	98-99	Gary Payton	50	2008	40.2
75-76	Don "Slick" Watts	82	2776	33.8	99-00	Gary Payton	82	3425	41.8
76-77	Don "Slick" Watts	79	2627	33.3	00-01	Gary Payton	79	3244	41.1
77-78	Marvin Webster	82	2910	35.5	01-02	Gary Payton	82	3301	40.3
78-79	Jack Sikma	82	2958	36.1	02-03	Gary Payton	52	2123	40.8
79-80	Dennis Johnson	81	2937	36.3	03-04	Rashard Lewis	80	2931	36.6
80-81	Jack Sikma	82	2920	35.6	04-05	Ray Allen	78	3064	39.3
81-82	Jack Sikma	82	3049	37.2	05-06	Ray Allen	76	3022	38.3
82-83	Gus Williams	80	2761	34.6	06-07	Ray Allen	55	2219	40.3
83-84	Jack Sikma	82	2993	36.5	07-08	Kevin Durant	80	2768	34.6
84-85	Tom Chambers	81	2923	36.1	08-09	Kevin Durant	74	2885	39.0
85-86	Jack Sikma	80	2790	34.9	09-10	Kevin Durant	82	3239	39.5
86-87	Dale Ellis	82	3073	37.5	10-11	Kevin Durant	78	3038	38.9
87-88	Dale Ellis	75	2790	37.2	11-12	Kevin Durant	66	2546	38.6
88-89	Dale Ellis	82	3193	38.9	12-13	Kevin Durant	81	3119	38.5
89-90	Xavier McDaniel	69	2432	35.2	13-14	Kevin Durant	81	3122	38.5
90-91	Derrick McKey	73	2503	34.3					



YEAR-BY-YEAR STATISTICAL LEADERS

STEALS

MINIMUM 70 GAMES OR 125 STEALS

YEAR	PLAYER	G	ST	AVG	YEAR	PLAYER	G	ST	AVG
73-74	Fred Brown	82	136	1.66	94-95	Gary Payton	82	204	2.49
74-75	Don "Slick" Watts	82	190	2.32	95-96	Gary Payton	81	231	2.85
75-76	Don "Slick" Watts	82	261	3.18	96-97	Gary Payton	82	197	2.40
76-77	Don "Slick" Watts	79	214	2.71	97-98	Gary Payton	82	185	2.26
77-78	Gus Williams	79	185	2.34	98-99	Gary Payton	50	109	2.18
78-79	Gus Williams	76	158	2.10	99-00	Gary Payton	82	153	1.87
79-80	Gus Williams	82	200	2.44	00-01	Gary Payton	79	127	1.61
80-81	Fred Brown	78	88	1.13	01-02	Brent Barry	81	147	1.81
81-82	Gus Williams	80	172	2.15	02-03	Brent Barry	75	113	1.51
82-83	Gus Williams	80	182	2.28	03-04	Rashard Lewis	80	99	1.24
83-84	Gus Williams	80	189	2.36	04-05	Luke Ridnour	82	94	1.15
84-85	Gerald Henderson	79	140	1.77	05-06	Luke Ridnour	79	123	1.56
85-86	Gerald Henderson	82	138	1.68	06-07	Earl Watson	77	99	1.29
86-87	Nate McMillan	71	125	1.76	07-08	Kevin Durant	80	78	0.98
87-88	Nate McMillan	82	169	2.06	08-09	Russell Westbrook	82	110	1.34
88-89	Nate McMillan	75	156	2.08	09-10	Kevin Durant	82	112	1.37
89-90	Nate McMillan	82	140	1.71	10-11	Russell Westbrook	82	155	1.89
90-91	Gary Payton	82	165	2.01	11-12	Russell Westbrook	66	112	1.70
91-92	Gary Payton	81	165	2.04	12-13	Russell Westbrook	82	145	1.77
92-93	Nate McMillan	73	173	2.37	13-14	Kevin Durant	81	103	1.27
93-94	Nate McMillan	73	216	2.96					

BLOCKED SHOTS

MINIMUM 70 GAMES OR 100 BLOCKED SHOTS

YEAR	PLAYER	G	BS	AVG	YEAR	PLAYER	G	BS	AVG
73-74	Spencer Haywood	75	106	1.41	94-95	Shawn Kemp	82	122	1.49
74-75	Tom Burleson	82	153	1.87	95-96	Shawn Kemp	79	127	1.61
75-76	Tom Burleson	82	150	1.83	96-97	Jim McIlvaine	82	164	2.00
76-77	Mike Green	76	129	1.70	97-98	Jim McIlvaine	78	137	1.76
77-78	Marvin Webster	82	162	1.98	98-99	Vin Baker	34	34	1.00
78-79	Dennis Johnson	80	97	1.21	99-00	Vin Baker	79	66	0.84
79-80	Dennis Johnson	81	82	1.01	00-01	Patrick Ewing	79	91	1.15
80-81	James Bailey	82	143	1.74	01-02	Rashard Lewis	71	40	0.56
81-82	James Donaldson	82	139	1.70	02-03	Predrag Drobnjak	82	38	0.46
82-83	James Donaldson	82	101	1.23	03-04	Calvin Booth	71	101	1.42
83-84	Jack Sikma	82	92	1.12	04-05	Jerome James	80	111	1.39
84-85	Jack Sikma	68	91	1.34	05-06	Rashard Lewis	78	50	0.64
85-86	Jack Sikma	80	73	0.91	06-07	Nick Collison	82	66	0.80
86-87	Alton Lister	75	180	2.40	07-08	Kevin Durant	80	75	0.94
87-88	Alton Lister	82	139	1.70	08-09	Kevin Durant	74	53	0.72
88-89	Alton Lister	82	180	2.20	09-10	Serge Ibaka	73	97	1.33
89-90	Derrick McKey	80	81	1.01	10-11	Serge Ibaka	82	198	2.41
90-91	Shawn Kemp	81	123	1.52	11-12	Serge Ibaka	66	241	3.65
91-92	Shawn Kemp	64	124	1.94	12-13	Serge Ibaka	80	243	3.03
92-93	Shawn Kemp	78	146	1.87	13-14	Serge Ibaka	81	219	2.70
93-94	Shawn Kemp	79	166	2.10					

YEAR-BY-YEAR STATISTICAL LEADERS



FIELD GOAL PERCENTAGE

MINIMUM 250 FG MADE

YEAR	PLAYER	FG	FGA	PCT	YEAR	PLAYER	FG	FGA	PCT
67-68	Bob Rule	568	1162	.489	91-92	Michael Cage	307	542	.566
68-69	Bob Rule	776	1655	.469	92-93	Derrick McKey	387	780	.496
69-70	Dick Snyder	456	863	.528	93-94	Shawn Kemp	533	990	.538
70-71	Dick Snyder	645	1215	.531	94-95	Shawn Kemp	545	997	.547
71-72	Dick Snyder	496	937	.529	95-96	Shawn Kemp	526	937	.561
72-73	Jim Fox	316	613	.515	96-97	Shawn Kemp	526	1032	.510
73-74	Dick Snyder	572	1189	.481	97-98	Vin Baker	631	1164	.542
74-75	Archie Clark	455	919	.495	98-99	Detlef Schrempf	259	549	.472
75-76	Fred Brown	742	1522	.488	99-00	Ruben Patterson	354	661	.536
76-77	Fred Brown	534	1114	.479	00-01	Ruben Patterson	370	749	.494
77-78	Marvin Webster	427	851	.502	01-02	Brent Barry	401	790	.508
78-79	Lonnie Shelton	446	859	.519	02-03	Brent Barry	264	577	.458
79-80	Lonnie Shelton	425	802	.530	03-04	Ray Allen	447	1017	.440
80-81	Vinnie Johnson	419	785	.534	04-05	Rashard Lewis	532	1151	.462
81-82	James Donaldson	255	419	.609	05-06	Rashard Lewis	538	1151	.467
82-83	James Donaldson	289	496	.583	06-07	Chris Wilcox	433	819	.529
83-84	Danny Vranes	258	495	.521	07-08	Chris Wilcox	334	638	.524
84-85	Tim McCormick	269	483	.557	08-09	Kevin Durant	661	1390	.476
85-86	Tim McCormick	253	444	.570	09-10	Nenad Krstic	281	560	.502
86-87	Dale Ellis	785	1530	.516	10-11	Serge Ibaka	335	617	.543
87-88	Dale Ellis	764	1519	.503	11-12	Serge Ibaka	262	490	.535
88-89	Derrick McKey	487	970	.502	12-13	Serge Ibaka	446	778	.595
89-90	Sedale Threatt	303	599	.506	13-14	Serge Ibaka	524	978	.536
90-91	Sedale Threatt	433	835	.519					

FREE THROW PERCENTAGE

MINIMUM 125 FT MADE

YEAR	PLAYER	FT	FTA	PCT	YEAR	PLAYER	FT	FTA	PCT
67-68	Bob Weiss	213	254	.838	91-92	Ricky Pierce	417	455	.916
68-69	Lenny Wilkens	547	710	.770	92-93	Eddie Johnson	234	257	.911
69-70	Bob Boozer	263	320	.822	93-94	Ricky Pierce	189	211	.896
70-71	Dick Snyder	302	361	.837	94-95	Detlef Schrempf	437	521	.839
71-72	Dick Snyder	218	259	.842	95-96	Hersey Hawkins	247	283	.873
72-73	Dick Snyder	186	216	.861	96-97	Hersey Hawkins	258	295	.875
73-74	Dick Snyder	194	224	.866	97-98	Hersey Hawkins	177	204	.868
74-75	Archie Clark	161	193	.834	98-99	Hersey Hawkins	119	132	.902
75-76	Fred Brown	273	314	.869	99-00	Brent Barry	127	157	.809
76-77	Fred Brown	168	190	.884	00-01	Rashard Lewis	176	213	.826
77-78	Fred Brown	176	196	.898	01-02	Desmond Mason	201	237	.848
78-79	Fred Brown	183	206	.888	02-03	Ray Allen	138	150	.920
79-80	Jack Sikma	235	292	.805	03-04	Ray Allen	245	271	.904
80-81	Fred Brown	173	208	.832	04-05	Luke Ridnour	159	180	.883
81-82	Jack Sikma	447	523	.855	05-06	Ray Allen	324	359	.903
82-83	Jack Sikma	400	478	.837	06-07	Ray Allen	279	309	.903
83-84	Jack Sikma	411	480	.856	07-08	Kevin Durant	391	448	.873
84-85	Jack Sikma	335	393	.852	08-09	Kevin Durant	452	524	.863
85-86	Jack Sikma	355	411	.864	09-10	Kevin Durant	756	840	.900
86-87	Tom Chambers	535	630	.849	10-11	Kevin Durant	594	675	.880
87-88	Tom Chambers	419	519	.807	11-12	Kevin Durant	431	501	.860
88-89	Dale Ellis	377	462	.816	12-13	Kevin Durant	679	750	.905
89-90	Sedale Threatt	130	157	.828	13-14	Reggie Jackson	158	177	.893
90-91	Ricky Pierce	148	160	.925					



YEAR-BY-YEAR STATISTICS

Year	G	FGM	FGA	PCT	3FGM	3FGA	PCT	FTM	FTA	PCT	REB	AST	STL	TO	BS	PTS	AVG
67-68	82	3772	8593	.439	---	---	---	2188	3042	.719	5338	1998	---	---	---	9732	118.7
68-69	82	3543	8149	.435	---	---	---	2105	2979	.707	4498	1927	---	---	---	9191	112.1
69-70	82	3709	8029	.462	---	---	---	2171	2851	.761	4312	2214	---	---	---	9589	116.9
70-71	82	3664	8034	.456	---	---	---	2101	2790	.753	4456	2049	---	---	---	9429	115.0
71-72	82	3461	7457	.464	---	---	---	2035	2659	.765	4123	1976	---	---	---	8957	109.2
72-73	82	3447	7681	.449	---	---	---	1606	2080	.772	4161	1958	---	---	---	8500	103.7
73-74	82	3584	8056	.445	---	---	---	1606	2095	.767	4029	2106	689	1622	294	8774	107.0
74-75	82	3488	7653	.456	---	---	---	1475	1970	.749	3721	1997	837	1610	378	8451	103.1
75-76	82	3542	7730	.458	---	---	---	1642	2309	.711	3715	1935	866	1615	355	8726	106.4
76-77	82	3439	7639	.450	---	---	---	1646	2386	.690	3788	1772	932	1759	503	8524	104.0
77-78	82	3445	7715	.447	---	---	---	1675	2352	.712	4057	1799	782	1636	429	8565	104.5
78-79	82	3504	7484	.468	---	---	---	1732	2298	.754	3901	1973	690	1586	398	8740	106.6
79-80	82	3554	7565	.470	59	189	.312	1730	2253	.768	3930	2043	750	1496	428	8897	108.5
80-81	82	3343	7145	.468	32	117	.274	1813	2376	.763	3601	1945	628	1524	438	8531	104.0
81-82	82	3505	7178	.488	38	153	.248	1747	2362	.740	3647	2103	691	1351	460	8795	107.3
82-83	82	3597	7277	.494	29	138	.210	1796	2459	.730	3721	2278	677	1533	437	9019	110.0
83-84	82	3460	7083	.488	27	140	.193	1918	2460	.780	3396	2233	636	1360	350	8865	108.1
84-85	82	3277	6910	.474	45	185	.243	1777	2305	.771	3306	2185	649	1493	343	8376	102.1
85-86	82	3335	7059	.472	79	300	.263	1815	2331	.779	3401	1977	745	1435	295	8564	104.4
86-87	82	3593	7451	.482	191	571	.335	1948	2571	.758	3768	2184	705	1509	450	9325	113.7
87-88	82	3544	7443	.476	221	638	.346	1826	2442	.748	3627	2146	775	1376	447	9135	111.4
88-89	82	3564	7478	.477	293	774	.379	1775	2379	.746	3635	2083	864	1403	494	9196	112.1
89-90	82	3466	7243	.479	231	650	.355	1606	2167	.741	3578	1874	701	1336	335	8769	106.9
90-91	82	3500	7117	.492	136	427	.319	1608	2143	.750	3395	2042	861	1404	380	8744	106.6



YEAR-BY-YEAR STATISTICS

Year	G	FGM	FGA	PCT	3FGM	3FGA	PCT	FTM	FTA	PCT	REB	AST	STL	TO	BS	PTS	AVG
91-92	82	3380	7128	.474	205	647	.317	1772	2263	.783	3539	1877	775	1323	448	8737	106.5
92-93	82	3473	7140	.486	218	610	.357	1720	2259	.761	3476	1906	944	1267	409	8884	108.3
93-94	82	3338	6901	.484	242	722	.335	1769	2374	.745	3381	2112	1053	1262	365	8687	105.9
94-95	82	3310	6741	.491	491	1305	.376	1944	2564	.758	3405	2115	917	1295	392	9055	110.4
95-96	82	3074	6401	.480	581	1596	.364	1843	2424	.760	3403	1999	882	1441	393	8572	104.5
96-97	82	2995	6415	.467	559	1583	.353	1725	2295	.752	3281	1931	904	1231	388	8274	100.9
97-98	82	3052	6458	.473	621	1569	.396	1521	2109	.721	3156	1986	804	1145	376	8246	100.6
98-99	50	1756	3976	.442	309	899	.344	922	1354	.681	2098	1087	393	765	201	4743	94.9
99-00	82	3108	6946	.447	546	1611	.339	1363	1960	.695	3525	1878	657	1152	345	8125	99.1
00-01	82	3029	6649	.456	466	1169	.399	1454	1986	.732	3421	1792	657	1252	409	7978	97.3
01-02	82	3131	6681	.469	489	1292	.378	1263	1672	.755	3301	1926	698	1124	364	8014	97.7
02-03	82	2887	6599	.437	456	1291	.353	1325	1780	.744	3348	1775	679	1085	295	7555	92.1
03-04	82	2939	6590	.446	723	1936	.373	1363	1782	.765	3225	1782	661	1188	387	7964	97.1
04-05	82	2882	6498	.444	666	1824	.365	1683	2131	.790	3352	1487	553	1113	338	8113	98.9
05-06	82	3077	6711	.459	605	1631	.371	1652	2104	.785	3246	1696	622	1208	306	8411	102.6
06-07	82	3047	6628	.460	525	1451	.362	1511	1911	.791	3250	1695	631	1268	301	8130	99.1
07-08	82	3125	7032	.444	313	939	.333	1436	1866	.770	3659	1748	531	1310	400	7999	97.5
08-09	82	2999	6716	.447	328	949	.346	1626	2069	.786	3469	1663	608	1330	371	7952	97.0
09-10	82	3063	6629	.462	418	1229	.340	1778	2210	.805	3567	1639	654	1227	481	8322	101.5
10-11	82	3066	6609	.464	487	1403	.347	1977	2401	.823	3507	1672	654	1156	487	8596	104.8
11-12	66	2462	5228	.471	472	1317	.358	1406	1744	.806	2883	1224	498	1079	539	6802	103.1
12-13	82	3126	6504	.481	598	1588	.377	1819	2196	.828	3579	1753	679	1253	624	8669	105.7
13-14	82	3194	6782	.471	664	1839	.361	1653	2052	.806	3668	1794	678	1256	501	8705	106.2



ALL-TIME HIGH PERFORMANCES



ALL-TIME SEASON-HIGH TEAM PERFORMANCES

Points	9,732	1967-68	Avg. 118.7
Field Goals Made	3,772	1967-68	Avg. 46.0
Field Goals Attempted	8,593	1967-68	Avg. 104.8
Field Goal Percentage	494	1982-83	
Three-Point Field Goals Made	723	2003-04	Avg. 8.8
Three-Point Field Goals Attempted	1,936	2003-04	Avg. 23.6
Three-Point Field Goal Percentage	.399	2000-01	
Free Throws Made	2,171	1969-70	Avg. 26.5
Free Throws Attempted	3,042	1967-68	Avg. 37.1
Free Throw Percentage	.828	2012-13	
Offensive Rebounds	1,456	1977-78	Avg. 17.8
Defensive Rebounds	2,781	2013-14	Avg. 33.9
Total Rebounds	5,338	1967-68	Avg. 65.1
Assists	2,278	1982-83	Avg. 27.8
Steals	1,053	1993-94	Avg. 12.8
Blocked Shots	624	2012-13	Avg. 7.61
Most Turnovers	1,759	1976-77	Avg. 21.5
Fewest Turnovers	1,085	2002-03	Avg. 13.2
Personal Fouls	2,380	1987-88	Avg. 29.0
Disqualifications	54	1968-69	

ALL-TIME SEASON-HIGH INDIVIDUAL PERFORMANCES

Points	2,593	Kevin Durant	2013-14
Scoring Average	32.0	Kevin Durant	2013-14
Field Goals Made	889	Spencer Haywood	1972-73
Field Goals Attempted	1,868	Spencer Haywood	1972-73
Field Goal Percentage	.609	James Donaldson	1981-82
Three-Point Field Goals Made	269	Ray Allen	2005-06
Three-Point Field Goals Attempted	653	Ray Allen	2005-06
Three-Point Field Goal Percentage	.514	Detlef Schrempf	1994-95
Free Throws Made	756	Kevin Durant	2009-10
Free Throws Attempted	840	Kevin Durant	2009-10
Free Throw Percentage	.925	Ricky Pierce	1990-91
Offensive Rebounds	361	Marvin Webster	1977-78
Defensive Rebounds	815	Jack Sikma	1981-82
Total Rebounds	1,038	Jack Sikma	1981-82
Average Rebounds	13.4	Spencer Haywood	1973-74
Assists	766	Lenny Wilkens	1971-72
Average Assists	9.6	Lenny Wilkens	1971-72
Steals	261	Don "Slick" Watts	1975-76
Average Steals	3.18	Don "Slick" Watts	1975-76
Blocked Shots	242	Serge Ibaka	2012-13
Average Blocked Shots	3.65	Serge Ibaka	2011-12
Minutes Played	3,463	Lenny Wilkens	1968-69
Average Minutes Played	43.4	Spencer Haywood	1971-72

MISCELLANEOUS INDIVIDUAL RECORDS

Most Consecutive Free Throws Made:	75	Ricky Pierce	11/15/91 to 12/11/91
Most Consecutive Field Goals Made in a Game:	14	Gary Payton	1/4/95 at Cleveland
Most Consecutive Field Goals Made:	17	Lonnie Shelton	3/15/79 to 3/17/79



ALL-TIME PLAYOFF RECORDS 



OKLAHOMA CITY ERA TEAM PLAYOFF RECORDS

Thunder Records

MOST POINTS SCORED:

Game:	133	at Memphis (3OT)	5/9/11
Half:	67	at San Antonio	5/29/12
Quarter:	39	at Houston	4/27/13
	39	LA Lakers	5/14/12

FIELD GOALS MADE:

Game:	44	at LA Clippers	5/9/14
	44	LA Clippers	5/7/14
	44	San Antonio	6/2/12
	44	LA Lakers	5/14/12
Half:	28	Dallas	5/23/11
Quarter:	16	LA Clippers	5/7/14

FIELD GOALS ATTEMPTED:

Game:	95	at Memphis (3OT)	5/9/11
Half:	51	LA Lakers	5/21/12
Quarter:	27	LA Lakers	5/21/12

FREE THORWS MADE:

Game:	42	at Memphis (3OT)	5/9/11
	42	LA Lakers	4/24/10
Half:	27	at Dallas	5/17/11
Quarter:	15	at Dallas	5/17/11
	15	at Memphis	5/9/11

FREE THROWS ATTEMPTED:

Game:	50	at Memphis (3OT)	5/9/11
Half:	31	at Dallas	5/17/11
Quarter:	19	at Denver	4/23/11

REBOUNDS:

Game:	62	at Memphis (3OT)	5/9/11
Half:	34	Dallas	5/23/11
Quarter:	23	Lakers	5/21/12

ASSISTS:

Game:	28	Houston	4/21/13
Half:	15	Houston	4/21/13
	15	San Antonio	5/31/12
	15	Memphis	5/15/11
Quarter:	10	at LA Clippers	5/9/14

STEALS:

Game:	14	San Antonio	5/31/12
Half:	9	at San Antonio	5/27/12
Quarter:	6	at Miami	6/17/12
	6	at San Antonio	6/4/12

BLOCKS:

Games:	17	at L.A. Lakers	4/20/10
Half:	10	Houston	5/1/13
Quarter:	8	Houston	5/1/13

Opponent Records

MOST POINTS SCORED:

Game:	123	at Memphis (3OT)	5/9/11
Half:	69	LA Clippers	5/5/14
Quarter:	39	LA Clippers	5/5/14
	39	at San Antonio	5/27/12

FIELD GOALS MADE:

Game:	50	at San Antonio	5/19/14
Half:	29	at San Antonio	5/19/14
Quarter:	16	LA Clippers	5/5/14

FIELD GOALS ATTEMPTED:

Game:	111	at Memphis (3OT)	5/9/11
Half:	49	Houston	4/24/13
Quarter:	28	Houston	4/24/13

FREE THORWS MADE:

Game:	41	at LA Lakers	5/18/12
Half:	26	at LA Lakers	5/18/12
Quarter:	17	at LA Lakers	5/18/12

FREE THROWS ATTEMPTED:

Game:	45	at Denver	4/23/11
Half:	30	at Denver	4/23/11
Quarter:	20	at Denver	4/23/11

REBOUNDS:

Game:	64	at Memphis (3OT)	5/9/11
Half:	31	Houston	4/24/13
	31	Memphis	5/7/11
	31	LA Lakers	4/20/10 (2nd)
	31	LA Lakers	4/20/10 (1st)
Quarter:	17 (7x)	MR: Houston	4/24/13

ASSISTS:

Game:	27	at San Antonio	5/21/14
	27	at San Antonio	5/29/12
	27	at LA Lakers	4/27/10
Half:	17	at LA Clippers	5/15/15
Quarter:	11	at LA Clippers	5/15/14
	1	at LA Lakers	4/27/10

STEALS:

Game:	15	Dallas (OT)	5/23/11
Half:	9	Dallas	5/23/11
Quarter:	6	Denver	4/27/11
	6	at LA Lakers	4/27/10

BLOCKS:

Games:	12	at Houston	4/27/13
Half:	7	at L.A. Lakers	4/27/10
Quarter:	5	at Houston	4/27/13
	5	at L.A. Lakers	4/27/10

OKLAHOMA CITY ERA INDIVIDUAL PLAYOFF RECORDS



Thunder Records

POINTS:

Game:	43	Russell Westbrook at Miami	6/19/12
Half:	28	Kevin Durant vs. San Antonio	6/2/12
Quarter:	18	Kevin Durant vs. Houston	5/1/13
	18	Kevin Durant vs. San Antonio	6/2/12

REBOUNDS:

Game:	19	Kevin Durant vs. LA Lakers	4/22/10
Half:	12	Kevin Durant at LA Clippers	5/15/14
	12	Kevin Durant vs. Dallas	5/23/11
Quarter:	8	Kevin Durant at LA Clippers	5/15/14
	8	Kevin Durant vs. Dallas	5/23/11

ASSISTS:

Game:	16	Russell Westbrook vs. Memphis	5/3/14
Half:	8	Russell Westbrook at LA Clippers	5/15/14
	8	Russell Westbrook vs. Memphis	5/3/14
Quarter:	7	Russell Westbrook at LA Clippers	5/15/14

STEALS:

Game:	6	Russell Westbrook vs. San Antonio	5/31/14
		Thabo Sefolosha vs. San Antonio	5/31/12
Half:	4 (3x) MR:	Russell Westbrook vs. San Antonio	5/31/14
Quarter:	4	Thabo Sefolosha vs. San Antonio	5/31/12
	4	Thabo Sefolosha vs. San Antonio	5/27/12

BLOCKS:

Game:	9	Serge Ibaka vs. Denver	4/27/11
Half:	5	Serge Ibaka vs. LA Lakers	5/16/12
	5	Serge Ibaka vs. Denver	4/27/11
Quarter:	5	Serge Ibaka vs. Denver	4/27/11

FIELD GOALS MADE:

Game:	20	Russell Westbrook at Miami	6/19/12
Half:	11	Russell Westbrook at Miami	6/19/12
	11	Kevin Durant vs. San Antonio	6/2/12
Quarter:	7	Russell Westbrook at Miami	6/19/12
	7	Kevin Durant vs. San Antonio	6/2/12

FIELD GOALS ATTEMPTED:

Game:	33	Russell Westbrook at Memphis	5/9/11
Half:	18	Russell Westbrook vs Houston	4/24/13
	18	Russell Westbrook at Denver	4/25/11
Quarter:	11	Kevin Durant vs. Houston	4/24/13
	11	Russell Westbrook at Denver	4/25/10

FREE THROWS MADE:

Game:	18	Kevin Durant at Dallas	5/17/11
Half:	14	Kevin Durant at Dallas	5/17/11
Quarter:	8	Kevin Durant at Dallas	5/17/11

FREE THROWS ATTEMPTED:

Game:	19	Kevin Durant at Dallas	5/17/11
Half:	14	Kevin Durant at Dallas	5/17/11
Quarter:	9	Kevin Durant vs. Houston	5/1/13

Opponent Records

POINTS:

Game:	48	Dirk Nowitzki at Dallas	5/17/11
Half:	27	Dirk Nowitzki at Dallas	5/17/11
Quarter:	17	Tony Parker vs. San Antonio	6/6/12
	17	Dirk Nowitzki vs. Dallas	5/23/11
	17	Dirk Nowitzki at Dallas	5/17/11

REBOUNDS:

Game:	21	Marc Gasol at Memphis (3OT)	5/9/11
	21	Zach Randolph at Memphis (OT)	5/7/11
Half:	14	Marc Gasol at Memphis	5/9/11
Quarter:	10	Marc Gasol at Memphis	5/9/11

ASSISTS:

Game:	16	Chris Paul at LA Clippers	5/9/14
Half:	10	Tony Parker vs. San Antonio	6/6/12
Quarter:	6	Lebron James at Miami	6/21/12

STEALS:

Game:	7	Jason Kidd vs. Dallas	4/28/12
Half:	5	Jason Kidd vs. Dallas	4/28/12
Quarter:	3 (7x)	MR: Marc Gasol vs. Memphis	5/3/14

BLOCKS:

Game:	5	Tim Duncan vs. San Antonio	5/31/12
	5	Marc Gasol vs. Memphis	5/3/11
Half:	4	Tim Duncan vs. San Antonio	5/31/12
Quarter:	2 (29x) MR:	James Harden at Houston	5/3/13

FIELD GOALS MADE:

Game:	18	Kobe Bryant vs. LA Lakers	5/21/12
Half:	10	Kobe Bryant vs. LA Lakers	5/21/12
Quarter:	7	Tony Parker vs. San Antonio	6/6/12
	7	Dirk Nowitzki at Dallas	5/19/11

FIELD GOALS ATTEMPTED:

Game:	33	Kobe Bryant vs. LA Lakers	5/21/12
Half:	18	Kobe Bryant vs. LA Lakers	5/21/12
Quarter:	11	Dwayne Wade at Miami	6/17/12
	11	Kobe Bryant vs. LA Lakers	5/14/12

FREE THROWS MADE:

Game:	24	Dirk Nowitzki at Dallas	5/17/11
Half:	19	Dirk Nowitzki at Dallas	5/17/11
Quarter:	13	Dirk Nowitzki at Dallas	5/17/11

FREE THROWS ATTEMPTED:

Game:	24	Dirk Nowitzki at Dallas	5/17/11
Half:	19	Dirk Nowitzki at Dallas	5/17/11
Quarter:	16	Omer Asik vs. Houston	5/1/13



THUNDER TEAM PLAYOFF RECORDS

MOST POINTS SCORED:

Game:	133	at Memphis (3OT)	5/9/11
Half:	70	Utah	5/8/93
	70	at Dallas	4/23/87
Quarter:	42	at Phoenix	4/20/76

FEWEST POINTS SCORED:

Game:	68	L.A. Lakers	5/6/98
Half:	26	at San Antonio	5/3/02
Quarter:	10	2 times, MR at MEM	5/7/11

FIELD GOALS MADE:

Game:	52	at Dallas	4/23/87
Half:	29	Houston	4/21/82
Quarter:	16	LA Clippers	5/7/14
	16	Denver	5/3/88
	16	at Dallas	4/17/84
Fewest Game:	25	L.A. Lakers	5/6/98

FIELD GOALS ATTEMPTED:

Game:	107	at Dallas	4/23/87
Half:	63	at Dallas	4/23/87
Quarter:	35	Milwaukee	4/15/80
Fewest Game:	53	at Utah	5/26/96

FIELD GOAL PERCENTAGE:

Highest:	.615	Golden State	4/28/92
Lowest:	.318	L.A. Lakers	4/29/95

FREE THORWS MADE:

Game:	47	at Denver	5/5/78
Half:	32	Portland	4/2/80
Quarter:	20	Phoenix	5/17/79
Fewest Game:	5	at San Antonio	5/21/14

FREE THROWS ATTEMPTED:

Game:	62	at Denver	5/5/78
Half:	36	Portland	4/2/80
Quarter:	25	at Phoenix	5/17/79
Fewest Game:	9	at Utah	5/6/93

FREE THROW PERCENTAGE:

Highest:	1.000	at Houston	5/3/13
Lowest:	.478	at Washington	5/20/79

REBOUNDS:

Game:	71	Portland	4/23/78
Half:	37	at Dallas	4/24/84
Quarter:	23	LA Lakers	5/21/12
Fewest Game:	25	at Denver	5/2/94
	25	at Phoenix	6/1/93

ASSISTS:

Game:	38	Houston	5/14/87
Half:	24	Houston	4/21/82
Quarter:	14	Houston	4/21/82
Fewest Game:	10	at Chicago	6/7/96

PERSONAL FOULS:

Game:	38	at Phoenix	6/5/93
	38	at Denver	5/5/78

DISQUALIFICATIONS:

Game	3	at Phoenix	6/5/93
	3	Washington	5/29/79
	3	Denver	5/12/78

STEALS:

Game:	18	at Golden State	4/16/75
Fewest Game:	1	at LA Clippers	5/9/14

BLOCKS:

Games:	17	at L.A. Lakers	4/20/10
Half:	10	Houston	5/1/13
Fewest Game:	1	16 times, MR: MEM	5/3/14

TURNOVERS:

Game:	31	at Phoenix	5/6/79
Half:	18	at Phoenix	4/18/76
Quarter:	11	at Phoenix	5/8/79
	11	at Phoenix	4/20/76
	11	at Golden State	4/16/75
Fewest Game:	4	LA Lakers	5/14/12

THUNDER OPPONENT PLAYOFF RECORDS



MOST POINTS SCORED:

Game:	151	at Dallas	4/23/87
Half:	77	at Dallas	4/23/87
Quarter:	43	at Dallas	4/23/87

FEWEST POINTS SCORED:

Game:	71	L.A. Lakers	4/27/95
Half:	29	L.A. Lakers	4/27/96
Quarter:	10	Houston	4/25/82

FIELD GOALS MADE:

Game:	59	at Dallas	4/23/87
Half:	31	at Dallas	4/23/87
Quarter:	17	at Phoenix	5/13/79
Fewest Game:	21	Phoenix	4/27/97

FIELD GOALS ATTEMPTED:

Game:	114	at Golden State	4/22/75
Half:	62	at Golden State	4/22/75
Quarter:	32	at Golden State	4/22/75
Fewest Game:	64	L.A. Lakers	5/12/98

FIELD GOAL PERCENTAGE:

Highest:	.615	at Phoenix	4/27/76
Lowest:	.269	Phoenix	4/27/97

FREE THORWS MADE:

Game:	57	at Phoenix	6/5/93
Half:	39	at Phoenix	6/5/93
Quarter:	24	at Phoenix	6/5/93
Fewest Game:	6	Phoenix	5/3/97
	6	Houston	5/4/96

FREE THROWS ATTEMPTED:

Game:	64	at Phoenix	6/5/93
Half:	41	at Phoenix	6/5/93
Quarter:	24	at Phoenix	6/5/93
Fewest Game:	9	Phoenix	5/3/97

FREE THROW PERCENTAGE:

Highest:	1.000	at Dallas	4/19/84
Lowest:	.462	Houston	5/4/96

REBOUNDS:

Game:	64	at Memphis (3OT)	5/9/11
	64	at L.A. Lakers	4/14/78
Half:	39	at Washington	6/4/78
Quarter:	21	Detroit	4/8/75
Fewest Game:	22	Golden State	4/28/92

ASSISTS:

Game:	36	at Dallas	4/23/87
Half:	20	at Houston	5/5/97
	20	at Houston	5/12/87
	20	at L.A. Lakers	4/22/80
Quarter:	12	at Utah	5/30/96
	12	at Houston	5/20/93
	12	L.A. Lakers	4/25/80
	12	at Phoenix	4/27/76
Fewest Game:	11	LA Lakers	5/16/12
	11	at San Antonio	4/22/02
	11	Portland	4/6/80

PERSONAL FOULS:

Game:	38	at Denver	5/5/78
-------	----	-----------	--------

DISQUALIFICATIONS:

Game:	3	Washington	5/29/79
	3	Denver	5/12/78

STEALS:

Game:	22	at Golden State	4/14/75
Half:	13	at Golden State	4/14/75
Fewest Game:	0	Phoenix	4/15/76

BLOCKS:

Games:	16	at Phoenix	5/24/93
Half:	9	at Phoenix	5/24/93
Fewest Game:	0	Houston	5/17/97
	0	Washington	5/21/78

TURNOVERS:

Game:	27	Detroit	4/12/75
Half:	18	Detroit	4/12/75
Quarter:	12	Sacramento	4/26/96
Fewest Game:	6	3x, MR: at LAC	5/9/14



INDIVIDUAL PLAYOFF RECORDS

Thunder Records

POINTS:

Game:	45	Fred Brown vs. Phoenix	4/15/76
Half:	31	Gus Williams at Dallas	4/17/84
	31	Fred Brown vs. Phoenix	4/15/76
Quarter:	23	Gus Williams at Dallas	4/17/84

REBOUNDS:

Game:	23	Marvin Webster at Denver	4/6/80
Half:	15	Marvin Webster vs. Portland	4/23/76
Quarter:	10	Paul Silas at Milwaukee	4/18/80

ASSISTS:

Game:	16	Russell Westbrook vs. Memphis	5/3/14
	16	Nate McMillan vs. Houston	5/14/87
Half:	11	Nate McMillan vs. LA Lakers	5/25/87
Quarter:	8	Gus Williams vs. Dallas	4/21/84

STEALS:

Game:	6	Russell Westbrook vs. San Antonio	5/31/14
	6	Thabo Sefolosha vs. San Antonio	5/31/12
	6	Hersey Hawkins at Houston	5/7/97
	6	Shawn Kemp at Sacramento	5/2/96
	6	Nate McMillan vs. Phoenix	5/20/93
	6	Sedale Threatt vs. LA Lakers	5/12/89
	6	Dennis Johnson vs. Portland	4/6/80
	6	Slick Watts vs. Detroit	4/10/75
Half:	5	Nate McMillan vs. Phoenix	5/20/93
	5	Gus Williams vs. Dallas	4/21/84
	5	Lonnie Shelton vs. LA Lakers	4/27/80

BLOCKS:

Game:	9	Serge Ibaka vs. Denver	4/27/11
Half:	5	Serge Ibaka vs. LA Lakers	5/16/12
	5	Serge Ibaka vs. Denver	4/27/11
	5	Shawn Kemp at Phoenix	5/26/93
	5	Dennis Johnson at Washington	5/28/78

FIELD GOALS MADE:

Game:	20	Xavier McDaniel vs. LA Lakers	5/23/87
Half:	14	Gus Williams at Dallas	4/27/84
Quarter:	11	Gus Williams at Dallas	4/17/84

FIELD GOALS ATTEMPTED:

Game:	35	Fred Brown vs. Phoenix	4/15/76
Half:	24	Fred Brown vs. Phoenix	4/15/76

FREE THROWS MADE:

Game:	18	Kevin Durant at Dallas	5/17/11
Half:	14	Kevin Durant at Dallas	5/17/11
Quarter:	10	Shawn Kemp vs. Golden State	4/28/92
	10	Gus Williams vs. LA Lakers	4/25/79

FREE THROWS ATTEMPTED:

Game:	19	Kevin Durant at Dallas	5/17/11
Half:	15	Kevin Durant at Dallas	5/17/11
Quarter:	11	Shawn Kemp vs. Golden State	4/28/92

Opponent Records

POINTS:

Game:	50	Karl Malone at Utah	4/22/00
Half:	27	Dirk Nowitzki at Dallas	5/17/11
	27	Michael Jordan vs. Chicago	6/9/96
Quarter:	19	Rex Chapman vs. Phoenix	4/25/97
	19	James Worthy at LA Lakers	5/19/87

REBOUNDS:

Game:	25	Hakeem Olajuwon vs. Houston	5/14/87
Half:	15	Charles Barkley at Phoenix	6/5/93
Quarter:	12	Charles Barkley at Phoenix	6/5/93

ASSISTS:

Game:	19	Norm Nixon at LA Lakers	4/22/79
Half:	11	Magic Johnson vs. LA Lakers	5/25/87
	11	Norm Nixon at LA Lakers	4/22/79
Quarter:	8	Magic Johnson vs. LA Lakers	5/25/87

STEALS:

Game:	8	Tim Hardaway vs. Golden State	4/30/92
	8	Rick Barry at Golden State	4/14/75
Half:	5	Jason Kidd vs. Dallas	4/28/12
	5	Tim Hardaway vs. Golden State	4/30/92
	5	Rick Barry at Golden State	4/14/75
	5	Dave Bing at Detroit	4/10/75

BLOCKS:

Game:	8	Shaquille O'Neal vs. LA Lakers	5/12/98
	8	Dikembe Mutombo vs. Denver	5/7/94
	8	Hakeem Olajuwon vs. Houston	5/16/93
	8	George Johnson vs. Golden State	4/24/75
Half:	6	George Johnson vs. Golden State	4/24/75

FIELD GOALS MADE:

Game:	19	Hakeem Olajuwon vs. Houston	5/14/87
Half:	10 (7x)	MR: Kobe Bryant vs. LA Lakers	5/21/12
Quarter:	8	James Worthy at LA Lakers	5/19/87

FIELD GOALS ATTEMPTED:

Game:	33	Kobe Bryant vs. LA Lakers	5/21/12
	33	Hakeem Olajuwon vs. Houston	5/14/87
Half:	18	Kobe Bryant vs. LA Lakers	5/21/12

FREE THROWS MADE:

Game:	24	Dirk Nowitzki at Dallas	5/17/11
Half:	19	Dirk Nowitzki at Dallas	5/17/11
	19	Charles Barkley at Phoenix	6/5/93
Quarter:	13	Dirk Nowitzki at Dallas	5/17/11

FREE THROWS ATTEMPTED:

Game:	24	Dirk Nowitzki at Dallas	5/17/11
Half:	20	Charles Barkley at Phoenix	6/5/93
Quarter:	16	Omer Asik vs. Houston	5/1/13



TOP SINGLE-GAME PLAYOFF PERFORMANCES

POINTS:

45	Fred Brown vs. Phoenix	4/15/76
43	Russell Westbrook at Miami Heat	6/19/12
43	Dale Ellis vs. Dallas	4/28/87
42	Xavier McDaniel vs. LA Lakers	5/23/87
41	Kevin Durant at Houston	4/27/13
41	Kevin Durant vs. Denver	4/27/11
41	Kevin Durant vs. Denver	4/17/11
40	Russell Westbrook vs. San Antonio	5/27/14
40	Kevin Durant at LA Clippers	5/11/14
40	Kevin Durant at Dallas	5/17/11
40	Russell Westbrook at Memphis	5/9/11
39	Kevin Durant at LA Clippers	5/15/14
39	Kevin Durant vs. Memphis	5/15/11
38	Russell Westbrook vs. LA Clippers	5/13/14
38	Kevin Durant at Houston	4/29/13
38	Tom Chambers vs. Houston	5/14/87
38	Gus Williams vs. LA Lakers	4/18/79

REBOUNDS:

23	Marvin Webster vs. Portland	4/23/78
20	Shawn Kemp at Phoenix	5/1/97
20	Shawn Kemp vs. Golden State	4/20/92
20	Tom Burson at Phoenix	4/20/76
19	Kevin Durant vs. LA Lakers	4/22/10
19	Shawn Kemp at Golden State	4/25/92
19	Marvin Webster vs. Washington	6/7/78
18	Shawn Kemp at LA Lakers	5/4/95
18	Shawn Kemp at Houston	5/10/96
18	Shawn Kemp at LA Lakers	5/4/95
18	Danny Vranes at Portland	4/22/83
18	Marvin Webster vs. LA Lakers	4/16/78

ASSISTS:

16	Russell Westbrook vs. Memphis	5/3/14
16	Nate McMillan vs. Houston	5/14/87
15	Nate McMillan vs. LA Lakers	5/23/87
15	Gus Williams vs. Dallas	4/21/84
14	Russell Westbrook vs. Memphis	5/15/11
14	Gary Payton at Phoenix	5/1/97
14	Gus Williams vs. Dallas	4/26/84
13	Russell Westbrook at LA Clippers	5/9/14
13	Russell Westbrook vs. Memphis	4/29/14
13	Gary Payton at LA Lakers	5/10/98
13	Gary Payton at LA Lakers	5/8/98
13	Gary Payton vs. Houston	5/15/97
13	John Johnson vs. Washington	5/27/79

STEALS:

6	Russell Westbrook vs. San Antonio	5/31/14
6	Thabo Sefolosha vs. San Antonio	5/31/12
6	Hersey Hawkins at Houston	5/7/97
6	Shawn Kemp at Sacramento	5/2/96
6	Nate McMillan vs. Phoenix	5/30/93
6	Sedale Threatt vs. LA Lakers	5/12/89
6	Dennis Johnson vs. Portland	4/6/80
6	Slick Watts at Detroit	4/10/75

FIELD GOALS MADE:

20	Russell Westbrook at Miami	6/19/12
20	Xavier McDaniel vs. LA Lakers	5/23/87
19	Fred Brown vs. Phoenix	4/15/76
18	Dale Ellis vs. Dallas	4/28/87
17	Gus Williams at Dallas	4/17/87
17	Gus Williams vs. LA Lakers	4/18/79
15	Russell Westbrook at LA Lakers	5/19/12
15	Russell Westbrook at Memphis	5/9/11
15	Dale Ellis vs. Dallas	5/14/87
15	Fred Brown at LA Lakers	4/22/80
15	Gus Williams at Denver	5/14/78
15	Gus Williams at Portland	4/21/78

FIELD GOALS ATTEMPTED:

35	Fred Brown vs. Phoenix	4/15/76
33	Russell Westbrook at Memphis	5/9/11
33	Gus Williams vs. LA Lakers	4/18/79
32	Russell Westbrook at Miami	6/19/12
31	Russell Westbrook vs. Memphis	4/29/14
30	Kevin Durant at Houston	4/27/13
30	Russell Westbrook at Denver	4/25/11
30	Dale Ellis at Houston	5/12/87
30	Fred Brown vs. Washington	5/21/78
29	Xavier McDaniel vs. LA Lakers	5/23/87
29	Tom Chambers vs. Houston	5/14/87
29	Dale Ellis at Houston	5/5/87
29	Gus Williams vs. San Antonio	4/28/82
28	Kevin Durant vs. Memphis	4/21/14
28	Russell Westbrook vs. Memphis	4/21/14
28	Russell Westbrook at Dallas	5/25/11
28	Dale Ellis vs. Dallas	4/28/87
28	Fred Brown at Detroit	4/10/75

FREE THROWS MADE:

18	Kevin Durant at Dallas	5/17/11
17	Russell Westbrook vs. San Antonio	5/31/14
16	Kevin Durant at Memphis	5/9/11
15	Kevin Durant at LA Clippers	5/11/14
14	Russell Westbrook vs. San Antonio	5/27/14
14	Russell Westbrook vs. LA Clippers	5/13/14
14	Kevin Durant at Memphis	5/11/14
14	Kevin Durant vs. Dallas	4/30/12
14	Russell Westbrook at Dallas	5/17/11
14	Kevin Durant vs. LA Lakers	4/30/10
14	Shawn Kemp vs. Houston	5/9/97
14	Shawn Kemp at Chicago	6/5/96
14	Benoit Benjamin vs. Portland	4/30/91
14	Tom Chambers vs. Houston	5/14/87
14	Jack Sikma vs. San Antonio	4/27/82
13	Kevin Durant vs. Houston	5/1/13
13	Kevin Durant at Houston	4/29/13
13	Shawn Kemp at Phoenix	5/1/97
13	Shawn Kemp at Chicago	6/7/96
13	Detlef Schrempf vs. Denver	4/28/94
13	Jack Sikma vs. Phoenix	5/17/79
13	Dennis Johnson vs. Washington	5/30/78

FREE THROWS ATTEMPTED:

19	Kevin Durant at Dallas	5/17/11
18	Russell Westbrook vs. San Antonio	5/31/14
18	Kevin Durant at LA Clippers	5/11/14
18	Russell Westbrook at Dallas	5/17/11
18	Kevin Durant at Memphis	5/9/11
17	Marvin Webster at Denver	5/5/78
16	Russell Westbrook vs. LA Clippers	5/13/14
16	Kevin Durant vs. Houston	5/1/13
16	Kevin Durant vs. Dallas	4/30/12
16	Shawn Kemp vs. Houston	5/9/97
16	Shawn Kemp at Phoenix	5/1/97
16	Shawn Kemp at Chicago	6/7/96
16	Shawn Kemp at Chicago	6/5/96
16	Gary Payton vs. Sacramento	4/46/96
16	Tom Chambers vs. Houston	5/14/87
16	Gus Williams at Phoenix	4/6/79
16	Marvin Webster at Phoenix	6/7/78



OPPONENT TOP SINGLE-GAME PLAYOFF PERFORMANCES

POINTS:

50	Karl Malone at Utah	4/22/00
49	Hakeem Olajuwon vs. Houston	5/14/87
48	Dirk Nowitzki at Dallas	5/17/11
44	Charles Barkley at Phoenix	6/5/93
43	Charles Barkley at Phoenix	6/1/93
42	Kobe Bryant vs. LA Lakers	5/21/12
42	Rex Chapman vs. Phoenix	4/25/97
40	Dirk Nowitzki vs. Dallas	5/23/11
39	Kobe Bryant at LA Lakers	4/20/10
39	Shaquille O'Neal at LA Lakers	5/10/98
39	Clyde Drexler at Portland	4/26/91
39	James Worthy vs. LA Lakers	5/23/87
39	Paul Westphal at Phoenix	4/20/76
39	Rick Barry at Golden State	4/14/75

REBOUNDS:

25	Hakeem Olajuwon vs. Houston	5/14/87
24	Charles Barkley at Phoenix	6/5/93
23	Moses Malone at Houston	4/23/82
21	Marc Gasol at Memphis	5/9/11
21	Zach Randolph at Memphis	5/7/11
20	Charles Barkley at Houston	5/13/97
20	Dennis Rodman at Chicago	6/7/96
20	Elvin Hayes at Washington	5/28/78
19	Dennis Rodman at Chicago	6/16/96
19	Brian Williams vs. Denver	5/7/94

ASSISTS:

19	Norm Nixon at LA Lakers	4/22/79
17	John Stockton at Utah	5/14/92
16	Chris Paul at LA Clippers	5/9/14
15	John Stockton at Utah	5/6/93
15	John Stockton at Utah	5/6/92
14	Chris Paul vs. LA Clippers	5/13/14
14	Jason Kidd at Phoenix	5/1/97
14	John Stockton at Utah	5/8/92
14	Magic Johnson vs. LA Lakers	5/12/89
14	Magic Johnson vs. LA Lakers	5/7/89
14	Johnny Moore vs. San Antonio	4/28/82
13	Lebron James at Miami	6/21/12
13	John Stockton vs. Utah	5/12/92

STEALS:

8	Tim Hardaway vs. Golden State	4/30/92
7	Jason Kidd vs. Dallas	4/28/12
6	Magic Johnson at LA Lakers	4/23/80
5	Tony Allen vs. Memphis	5/7/13
5	James Harden at Houston	4/29/13
5	Jason Kidd at Dallas	5/19/11
5	John Stockton at Utah	5/14/92
5	Magic Johnson at LA Lakers	5/7/89
5	Quinn Buckner vs. Milwaukee	4/20/80
5	Paul Westphal vs. Phoenix	4/25/76
5	Paul Westphal at Phoenix	4/20/76
5	Butch Beard at Golden State	4/16/75
5	Rick Barry at Golden State	4/22/75
5	Dave Bing at Detroit	4/10/75

FIELD GOALS MADE:

19	Hakeem Olajuwon vs. Houston	5/14/87
18	Kobe Bryant vs. LA Lakers	5/21/12
18	Karl Malone at Utah	4/22/00
16	Tony Parker at San Antonio	5/29/12
16	Charles Barkley at Phoenix	6/1/93
16	James Worthy vs. LA Lakers	5/23/87
16	David Thompson at Denver	5/14/78
16	Paul Westphal at Phoenix	4/20/76
16	Rick Barry at Golden State	4/14/75
15	Shaquille O'Neal at LA Lakers	5/10/98
15	James Worthy vs. LA Lakers	5/14/89
15	George Gervin at San Antonio	4/30/82
15	Kareem Abdul-Jabbar at LA Lakers	4/25/80
15	Lionel Hollins vs. Portland	4/26/78
15	Kareem Abdul-Jabbar vs. LA Lakers	4/16/78

FIELD GOALS ATTEMPTED:

33	Kobe Bryant vs. LA Lakers	5/21/12
33	Hakeem Olajuwon vs. Houston	5/14/87
32	Karl Malone at Utah	4/22/00
31	George Gervin at San Antonio	4/30/82
30	Alex English at Denver	4/29/88
30	Paul Westphal vs. Phoenix	5/4/79
29	Kobe Bryant vs. LA Lakers	4/22/10
29	Karl Malone at Utah	5/24/96
29	Tim Hardaway vs. Golden State	4/30/92
28	Kobe Bryant at LA Lakers	5/19/12
28	Kobe Bryant at LA Lakers	4/20/10
28	Moses Malone at Houston	4/23/82
28	Kareem Abdul-Jabbar at LA Lakers	4/23/80
28	Lionel Hollins vs. Portland	4/26/78
28	Kareem Abdul-Jabbar at LA Lakers	4/16/78

FREE THROWS MADE:

24	Dirk Nowitzki at Dallas	5/17/11
19	Charles Barkley at Phoenix	6/5/93
18	Kobe Bryant at LA Lakers	5/18/12
17	James Harden vs. Houston	4/24/13
17	Karl Malone at Utah	5/14/92
16	Zach Randolph at Memphis	5/9/11
15	Sarunas Marciulionis vs. Golden State	4/28/92
14	Kobe Bryant at LA Lakers	5/19/12
14	Dirk Nowitzki vs. Dallas	5/23/11
14	Tim Duncan at San Antonio	4/22/02
14	Kevin Johnson vs. Phoenix	6/5/93

FREE THROWS ATTEMPTED:

24	Dirk Nowitzki at Dallas	5/17/11
22	Charles Barkley at Phoenix	6/5/93
20	James Harden vs. Houston	4/24/13
20	Shaquille O'Neal at LA Lakers	5/10/98
18	Omer Asik vs. Houston	5/1/13
18	Kobe Bryant at LA Lakers	5/18/12
18	Karl Malone at Utah	5/14/92
17	Kobe Bryant at LA Lakers	5/19/12
17	Zach Randolph at Memphis	5/9/11
17	Calvin Natt vs. Portland	4/22/83
16	Zach Randolph vs. Memphis	5/15/13
16	Tim Duncan at San Antonio	4/22/02
16	Michael Jordan at Chicago	6/7/96
16	Karl Malone vs. Utah	5/20/96
16	Kevin Johnson vs. Phoenix	6/5/93

THUNDER CAREER PLAYOFF LEADER



POINTS

1.	Kevin Durant	2,109
2.	Gary Payton	1,668
3.	Gus Williams	1,602
4.	Russell Westbrook	1,544
5.	Shawn Kemp	1,386
6.	Fred Brown	1,197
7.	Jack Sikma	1,035
8.	Dennis Johnson	967
9.	Detlef Schrempf	868
10.	Serge Ibaka	755

ASSISTS

1.	Gary Payton	572
2.	Nate McMillan	505
3.	Russell Westbrook	428
4.	Gus Williams	365
5.	Kevin Durant	286
6.	John Johnson	266
7.	Dennis Johnson	198
8.	Fred Brown	193
9.	Detlef Schrempf	169
10.	Jack Sikma	165

FREE THROWS MADE

1.	Kevin Durant	552
2.	Shawn Kemp	411
3.	Russell Westbrook	399
4.	Gus Williams	301
5.	Gary Payton	250
6.	Dennis Johnson	248
7.	Jack Sikma	235
8.	Detlef Schrempf	211
9.	James Harden	190
10.	Fred Brown	186

REBOUNDS

1.	Shawn Kemp	789
2.	Jack Sikma	677
3.	Kevin Durant	603
4.	Serge Ibaka	486
5.	Gary Payton	412
6.	Russell Westbrook	387
7.	Sam Perkins	375
8.	Kendrick Perkins	364
9.	Paul Silas	360
10.	Lonnie Shelton	347

BLOCKED SHOTS

1.	Serge Ibaka	200
2.	Shawn Kemp	133
3.	Kevin Durant	87
4.	Dennis Johnson	59
5.	Marvin Webster	58
6.	Jack Sikma	57
7.	Sam Perkins	55
8.	Kendrick Perkins	49
9.	Paul Silas	49
10.	Nick Collison	44

FREE THROWS ATTEMPTED

1.	Kevin Durant	658
2.	Shawn Kemp	555
3.	Russell Westbrook	469
4.	Gus Williams	411
5.	Gary Payton	357
6.	Dennis Johnson	330
7.	Jack Sikma	290
8.	Detlef Schrempf	264
9.	Fred Brown	227
10.	James Harden	225

STEALS

1.	Gary Payton	156
2.	Gus Williams	139
3.	Nate McMillan	131
4.	Russell Westbrook	112
5.	Shawn Kemp	93
6.	Kevin Durant	80
7.	Dennis Johnson	78
8.	Hersey Hawkins	75
9.	Fred Brown	74
10.	Thabo Sefolosha	73

MINUTES

1.	Gary Payton	3,627
2.	Kevin Durant	3,572
3.	Shawn Kemp	2,678
4.	Gus Williams	2,485
5.	Jack Sikma	2,473
6.	Russell Westbrook	2,420
7.	Nate McMillan	2,186
8.	Serge Ibaka	2,160
9.	Sam Perkins	2,112
10.	Dennis Johnson	2,100

3-POINT FIELD GOALS MADE

1.	Kevin Durant	153
2.	Gary Payton	104
3.	Sam Perkins	102
4.	Russell Westbrook	67
5.	Hersey Hawkins	66
6.	James Harden	61
7.	Derek Fisher	54
8.	Detlef Schrempf	51
9.	Thabo Sefolosha	43
10.	Dale Ellis	42

GAMES PLAYED

1.	Nate McMillan	98
2.	Gary Payton	94
3.	Fred Brown	83
4.	Nick Collison	82
5.	Shawn Kemp	74
6.	Kevin Durant	72
7.	Serge Ibaka	71
7.	Sam Perkins	71
9.	Jack Sikma	69
9.	Gus Williams	69

FIELD GOALS MADE

1.	Kevin Durant	702
2.	Gary Payton	657
3.	Gus Williams	648
4.	Russell Westbrook	539
5.	Fred Brown	499
6.	Shawn Kemp	471
7.	Jack Sikma	400
8.	Dennis Johnson	357
9.	Serge Ibaka	317
10.	Detlef Schrempf	303

3-POINT FIELD GOALS ATT.

1.	Kevin Durant	449
2.	Gary Payton	291
3.	Sam Perkins	271
4.	Russell Westbrook	234
5.	James Harden	170
5.	Hersey Hawkins	166
7.	Thabo Sefolosha	147
8.	Derek Fisher	140
9.	Nate McMillan	128
10.	Detlef Schrempf	124

SCORING AVG (MIN. 10 GMS)

1.	Kevin Durant	29.3
2.	Ray Allen	26.5
3.	Russell Westbrook	24.1
4.	Gus Williams	23.2
5.	Tom Chambers	21.6
6.	Tom Burleson	20.7
7.	Xavier McDaniel	20.0
8.	Dale Ellis	18.8
9.	Shawn Kemp	18.2
10.	Dennis Johnson	17.9

FIELD GOALS ATTEMPTED

1.	Kevin Durant	1,519
2.	Gary Payton	1,447
3.	Gus Williams	1,339
4.	Russell Westbrook	1,280
5.	Fred Brown	1,082
6.	Shawn Kemp	933
7.	Jack Sikma	891
8.	Dennis Johnson	840
9.	Sam Perkins	645
10.	Detlef Schrempf	633



IN THE PLAYOFFS, THE LAST TIME THE THUNDER...

Scored 110+ points	at LA Clippers, 5/9/14	W, 118-112
Scored 120+ points	Memphis, 5/3/14	W, 120-109
Shot 50% or higher	at LA Clippers, 5/9/14	.557 (44-79); W, 118-112
Shot 55% or higher	at LA Clippers, 5/9/14	.557 (44-79); W, 118-112
Shot 60% or higher	Memphis, 5/3/14	.609 (42-69); W, 120-109
Shot 80% from the free throw line	San Antonio; 5/31/14	.879 (29-33); L, 107-112 (OT)
Shot 90% from the free throw line	at Memphis, 5/1/14	.920 (23-25); W, 104-84
Made 10+ three-pointers	at San Antonio; 5/19/14	12 3-PT FG; W, 122-105
Made 15+ three-pointers	at Phoenix, 5/1/97	16 3-PT FG; W, 122-115(OT)
Shot 50% or higher from three-point range	Memphis, 5/3/14	.579 (11-19); W, 120-109
Shot 60% or higher from three-point range	at L.A. Lakers, 5/10/98	.615 (8-13); L, 100-112
Grabbed 50+ rebounds	San Antonio; 5/25/14	52 rebounds; W, 106-97
Grabbed 55+ rebounds	at Memphis, 4/26/14	58 rebounds; W, 92-89 (OT)
Grabbed 60+ rebounds	at Memphis, 5/9/12	62 rebounds; W, 133-123 (3OT)
Handed out 25+ assists	at LA Clippers, 5/15/14	25 assists; W, 104-98
Handed out 30+ assists	at Phoenix, 5/1/97	33 assists; W, 122-115 (OT)
Had 10+ steals	San Antonio, 5/27/14	12 steals; W, 105-92
Had 15+ steals	at Houston, 5/7/97	15 steals; W, 106-101
Had 10+ blocks	San Antonio; 5/25/14	10 blocks; W, 106-97
Had five starters score in double-figures	Sacramento, 5/3/05	Allen, Lewis, James, Ridnour Evans
Had six players score in double-figures	at Houston, 5/3/13	Collison, Durant, Fisher, Jackson, Ibaka, Martin
Had two players score 20+ points	San Antonio; 5/31/14	Westbrook (34), Durant (31)
Had three players score 20+ points	San Antonio; 5/31/14	Westbrook (34), Durant (31), Jackson (21)
Had four players score 20+ points	at Phoenix, 4/27/76	Seals (24), Watts (24), Brown (22), Burleson (22)
Had two players score 30+ points	San Antonio; 5/31/14	Westbrook (34), Durant (31)
Had a player score 20+ points and 30+ points	San Antonio; 5/31/14	Westbrook (34), Durant (31), Jackson (21)
Had a player score 30+ points and 40+ points	San Antonio; 5/27/14	Westbrook (40), Durant (31)
Had two players record a double-double	at LA Clippers, 5/15/14	Durant (39 pts/16 reb) Westbrook (19 pts/12 ast)
		Adams (10 pts/11 reb)
Had three players record a double-double	at LA Clippers, 5/15/14	Durant (39 pts/16 reb) Westbrook (19 pts/12 ast) Adams (10 pts/11 reb)
		Jackson (32)
Had a reserve score 20+ points	at Memphis, 4/26/14	Jackson (32)
Had a reserve score 30+ points	at Memphis, 4/26/14	Jackson (32)
Had a player foul out	San Antonio; 5/31/14	Jackson
Had a player ejected	Chicago, 6/9/96	Brickowski



IN THE PLAYOFFS, THE LAST TIME THE THUNDER...

IN THE PLAYOFFS, THE LAST TIME A THUNDER PLAYER...

Scored 30+ points	Russell Westbrook, vs. San Antonio, 5/31/14	34 points
	Kevin Durant, vs. San Antonio, 5/31/14	31 points
Scored 40+ points	Russell Westbrook, vs. San Antonio, 5/27/14	40 points
Grabbed 15+ rebounds	Kevin Durant at LA Clippers, 5/15/14	16 rebounds
Grabbed 20+ rebounds	Shawn Kemp, at Phoenix, 5/1/97	20 rebounds
Handed out 10+ assists	Russell Westbrook, vs. San Antonio, 5/27/14	10 assists
Handed out 15+ assists	Russell Westbrook, vs. Memphis, 5/3/14	16 assists
Had a 20/20 game	Shawn Kemp, at Phoenix, 5/1/97	24 pts/20 rebs

IN THE PLAYOFFS, THE LAST TIME A THUNDER OPPONENT PLAYER...

Scored 30+ points	Blake Griffin, at LA Clippers, 5/9/14	34 points
Scored 40+ points	Kobe Bryant, vs. L.A. Lakers, 5/21/12	42 points
Scored 50+ points	Karl Malone, at Utah, 4/22/00	50 points
Grabbed 15+ rebounds	Tim Duncan, vs. San Antonio, 5/31/14	16 rebounds
Grabbed 20+ rebounds	Marc Gasol, at Memphis, 5/9/11	21 rebounds
Handed out 10+ assists	Tony Parker, at San Antonio, 5/19/14	12 assists
Handed out 15+ assists	Chris Paul, at LA Clippers, 5/9/14	16 assists
Had a 20/20 game	Marc Gasol, at Memphis, 5/9/11	26 pts/21 rebs





ATLANTA HAWKS

CENTENNIAL TOWER
101 Marietta Street, Suite 1900
Atlanta, GA 30303 • 404-878-3800

Mike Budenholzer
Head Coach



DIRECTORY

Managing Partner, Alternate NBA Governor:
Michael Gearon
President of Basketball Operations/General Manager:
Danny Ferry
Head Coach: Mike Budenholzer
Assistant Coaches: Kenny Atkinson, Darvin Ham,
Taylor Jenkins, Charles Lee
Athletic Trainer: Wally Blase
Vice President of Communications: Garin Narain
Director of Media Relations: Jon Steinberg
Senior Manager of Media Relations: Jason Roose

2014-15 VS. HAWKS (ALL TIMES CENTRAL)

1/23/15 Friday at Atlanta 6:30 p.m.
3/20/15 Friday at Oklahoma City 7:00 p.m.

2013-14 VS. HAWKS

Date	Site	W/L	Score
12/10/13	Atlanta	W	101-92
1/27/14	OKC	W	111-109

THUNDER VS. HAWKS ALL-TIME

YEAR	TOTAL	YEAR	TOTAL
1967-68	0-8	1992-93	1-1
1968-69	2-4	1993-94	1-1
1969-70	2-5	1994-95	2-0
1970-71	2-3	1995-96	2-0
1971-72	4-1	1996-97	1-1
1972-73	1-3	1997-98	1-1
1973-74	0-4	1998-99	Did Not Play
1974-75	1-3	1999-00	1-1
1975-76	3-1	2000-01	1-1
1976-77	2-1	2001-02	2-0
1977-78	1-2	2002-03	1-1
1978-79	3-1	2003-04	1-1
1979-80	2-0	2004-05	2-0
1980-81	1-1	2005-06	2-0
1981-82	1-1	2006-07	2-0
1982-83	1-1	2007-08	1-1
1983-84	1-1	2008-09	1-1
1984-85	1-1	2009-10	2-0
1985-86	1-1	2010-11	2-0
1986-87	0-2	2011-12	0-1
1987-88	0-2	2012-13	1-1
1988-89	1-1	2013-14	2-0
1989-90	1-1	Totals	62-62
1990-91	1-1	vs. St. Louis	0-8
1991-92	1-	vs. Atlanta	62-54

GENERAL INFORMATION

Home Court: Philips Arena (18,118)
Radio: 92.9 The Game
Steve Holman
Television: SportSouth
Bob Rathbun, Dominique Wilkens, Andre Aldridge
Team Colors: Red, White, Blue

LARGEST WINNING MARGIN

OKC: 24 4/3/93 at Seattle 129-105
Atlanta: 38 3/15/72 at Atlanta 96-134

CURRENT STREAKS VS. HAWKS

SITE	LAST WIN	SCORE	LAST LOSS	SCORE	STREAK
At Home	1/27/14	111-109	11/4/12	95-104	Won 1
At Atlanta	12/10/13	101-92	3/3/12	90-97	Won 2
Overall	1/27/14	111-109	11/4/12	95-104	Won 3

2013-2014 SEASON SERIES (2-0) OKLAHOMA CITY THUNDER VS. ATLANTA

PLAYER	G-GS	MIN	FG-FGA	PCT	3FG-FGA	PCT	FT-FTA	PCT	OFF	DEF	TOT/AVG	AST	PF-DQ	STL	TO	BLK	PTS	AVG
Durant, K	2-2	80:44	24-46	.522	6-10	.600	17-23	.739	2	12	147.0	10	2-0	3	9	5	71	35.5
Jackson, R	2-1	65:05	12-27	.444	3-8	.375	4-4	1.000	1	6	73.5	8	3-0	0	3	0	31	15.5
Ibaka, S	2-2	64:41	11-22	.500	1-1	1.000	5-7	.714	3	10	136.5	1	6-0	1	4	8	28	14.0
Westbrook, R	1-1	35:15	6-21	.286	1-6	.167	1-2	.500	0	9	99.0	11	1-0	4	4	0	14	14.0
Lamb, J	2-0	38:49	10-17	.588	3-8	.375	2-2	1.000	0	4	42.0	1	4-0	3	3	0	25	12.5
Perkins, K	2-0	39:29	6-10	.600	0-0	.000	0-0	.000	3	5	84.0	7	4-0	1	0	1	12	6.0
Collins, N	2-2	43:05	3-3	1.000	0-0	.000	4-6	.667	3	8	115.5	3	4-0	1	3	1	10	5.0
Sefolosha, T	1-1	35:50	2-6	.333	1-3	.333	0-0	.000	2	2	44.0	4	1-0	3	0	0	5	5.0
Fisher, D	2-0	37:23	3-10	.300	2-6	.333	0-0	.000	0	3	31.5	4	1-0	2	1	1	8	4.0
Adams, S	2-0	20:38	3-5	.600	0-0	.000	0-2	.000	5	3	84.0	1	2-0	1	0	1	6	3.0
Roberson, A	1-1	12:15	1-1	1.000	0-0	.000	0-0	.000	1	4	55.0	0	1-0	0	1	2	2	2.0
Jones, P	1-0	6:46	0-0	.000	0-0	.000	0-0	.000	0	1	11.0	1	2-0	0	1	0	0	0.0
Gomes, R	0-0	0:00	0-0	.000	0-0	.000	0-0	.000	0	0	0:0	0	0-0	0	0	0	0	0.0
Thabeet, H	0-0	0:00	0-0	.000	0-0	.000	0-0	.000	0	0	0:0	0	0-0	0	0	0	0	0.0
THUNDER	2-10	480:00	81-168	.482	17-43	.395	33-46	.717	20	67	107/53.5	50	31-0	16	31	17	212	106.0
HAWKS	2-10	480:00	74-175	.423	21-51	.412	32-39	.821	27	58	101/50.5	49	39-0	18	33	7	201	100.5

2013-2014 SEASON SERIES (0-2) ATLANTA HAWKS VS. OKLAHOMA CITY


PLAYER	G-GS	MIN	FG-FGA	PCT	3FG-FGA	PCT	FT-FTA	PCT	OFF	DEF	TOT/AVG	AST	PF-DQ	STL	TO	BLK	PTS	AVG
Millisp, P	2-2	71:57	14-37	.378	3-6	.500	15-16	.938	5	15	20/10.0	7	6-0	1	6	2	46	23.0
Teague, J	1-1	35:45	15-35	.333	0-2	.000	7-7	1.000	3	2	5/5.0	6	2-0	3	4	0	17	17.0
Mack, S	2-1	50:57	13-23	.565	6-10	.600	0-0	.000	2	3	52.5	13	4-0	0	3	0	32	16.0
Korver, K	2-2	71:59	9-19	.474	4-13	.308	1-3	.333	2	7	94.5	7	3-0	1	2	0	23	11.5
Carroll, D	2-2	68:25	9-24	.375	1-7	.143	3-4	.750	4	4	84.0	2	3-0	1	0	2	11	11.0
Scott, M	2-0	31:09	8-15	.533	2-5	.400	2-2	1.000	4	4	84.0	1	1-0	1	2	0	20	10.0
Schroder, D	1-0	13:14	4-6	.667	2-2	1.000	0-0	.000	0	0	0:0	1	0-0	0	0	0	10	10.0
Williams, L	2-0	42:10	6-14	.429	3-6	.500	3-3	1.000	0	2	22.0	4	1-0	2	6	0	18	9.0
Horford, A	1-1	33:00	3-10	.300	0-0	.000	1-2	.500	3	7	10/10.0	2	5-0	0	2	1	7	7.0
Ayon, G	1-1	25:45	3-5	.600	0-0	.000	0-0	.000	4	6	10/10.0	4	1-0	1	2	0	6	6.0
Brand, E	2-0	29:51	0-6	.000	0-0	.000	0-2	.000	0	6	6/3.0	2	7-0	3	2	3	0	0.0
Martin, C	1-0	5:51	0-1	.000	0-0	.000	0-0	.000	0	2	2/2.0	0	1-0	0	0	0	0	0.0
Antic, P	0-0	0:00	0-0	.000	0-0	.000	0-0	.000	0	0	0:0	0	0-0	0	0	0	0	0.0
Cunningham, J	0-0	0:00	0-0	.000	0-0	.000	0-0	.000	0	0	0:0	0	0-0	0	0	0	0	0.0
Nunnally, J	0-0	0:00	0-0	.000	0-0	.000	0-0	.000	0	0	0:0	0	0-0	0	0	0	0	0.0
HAWKS	2-10	480:00	74-175	.423	21-51	.412	32-39	.821	27	58	101/50.5	49	39-0	18	33	7	201	100.5
THUNDER	2-10	480:00	81-168	.482	17-43	.395	33-46	.717	20	67	107/53.5	50	31-0	16	31	17	212	106.0



BOSTON CELTICS

226 Causeway Street, 4th Floor
Boston, MA 02114 • 617-854-8000

Brad Stevens
Head Coach



DIRECTORY

Managing Partner, Governor & Chief Executive Officer:
Wyc Grousbeck
President of Basketball Operations: Danny Ainge
Head Coach: Brad Stevens
Assistant Coaches: Jay Larranaga, Walter McCarty,
Micah Shrewsbury, Jamie Young, Darren Erman
Athletic Trainer: Ed Lacerte
Vice President of Media Services/Alumni Relations:
Jeff Twiss
Senior Director of Public Relations: Heather Walker
Media Services Manager: Brian Olive
Communications Coordinator: Taylor Kielpinski-Rogers

2014-15 VS. CELTICS (ALL TIMES CENTRAL)

11/12/14 Wednesday at Boston 6:30 p.m.
3/18/15 Wednesday at Oklahoma City 7:00 p.m.

2013-14 VS. CELTICS

Date	Site	W/L	Score
1/5/14	OKC	W	119-96
1/24/14	Boston	W	101-83

THUNDER VS. CELTICS ALL-TIME

YEAR	TOTAL	YEAR	TOTAL
1967-68	1-6	1991-92	0-2
1968-69	3-3	1992-93	2-0
1969-70	1-5	1993-94	2-0
1970-71	2-3	1994-95	1-1
1971-72	3-2	1995-96	2-0
1972-73	0-4	1996-97	2-0
1973-74	2-2	1997-98	1-1
1974-75	2-2	1998-99	Did Not Play
1975-76	2-2	1999-00	1-1
1976-77	2-2	2000-01	0-2
1977-78	4-0	2001-02	1-1
1978-79	2-2	2002-03	0-2
1979-80	2-0	2003-04	1-1
1980-81	1-1	2004-05	0-2
1981-82	2-0	2005-06	2-0
1982-83	1-1	2006-07	1-1
1983-84	0-2	2007-08	0-2
1984-85	1-1	2008-09	0-2
1985-86	0-2	2009-10	1-1
1986-87	0-2	2010-11	1-1
1987-88	1-1	2011-12	2-0
1988-89	2-0	2012-13	1-1
1989-90	0-2	2013-14	2-0
1990-91	0-2	Totals	57-68

GENERAL INFORMATION

Home Court: TD Garden (18,624)
Radio: CBS Radio Boston
Sean Grande, Cedric Maxwell
Television: Comcast SportsNet
Mike Gorman, Tom Heinsohn, Brian Scalabrine, Abby Chin
Team Colors: Green, Gold, Black, Brown, Beige and White

LARGEST WINNING MARGIN

OKC: 39 12/29/95 at Seattle 124-85
Boston: 47 11/20/68 at Seattle 92-139

CURRENT STREAKS VS. CELTICS

SITE	LAST WIN	SCORE	LAST LOSS	SCORE	STREAK
At Home	1/5/14	119-96	11/7/10	83-92	Won 3
At Boston	1/24/14	101-83	11/23/12	100-108	Won 1
Overall	1/24/14	101-83	11/23/12	100-108	Won 3

2013-2014 SEASON SERIES (2-0) OKLAHOMA CITY THUNDER VS. BOSTON

PLAYER	G-GS	MIN	FG-FGA	PCT	3FG-FGA	PCT	FT-FTA	PCT	OFF	DEF	TOT/AVG	AST	PF-DQ	STL	TO	BLK	PTS	AVG
Durant, K	1-1	27:10	6-13	.462	0-0	.000	9-10	.900	0	7	77.0	8	2-0	3	0	0	21	21.0
Jackson, R	2-2	59:28	14-26	.538	4-6	.667	9-12	.750	0	6	63.0	10	0-0	2	6	0	41	20.5
Ibaka, S	2-2	62:38	17-26	.654	1-2	.500	3-4	.750	7	11	169.0	5	5-0	0	1	2	38	19.0
Lamb, J	2-0	52:46	14-27	.519	4-9	.444	0-0	.000	1	8	94.5	10	4-0	2	2	0	32	16.0
Perkins, K	2-2	48:47	7-14	.500	0-0	.000	4-6	.667	5	10	157.5	3	3-0	1	3	1	18	9.0
Jones, P	2-1	52:34	6-11	.545	0-2	.000	4-4	1.000	0	6	63.0	4	5-0	5	0	1	16	8.0
Sefolosha, T	2-2	50:39	7-14	.500	2-6	.333	0-0	.000	2	3	52.5	0	2-0	1	3	1	16	8.0
Fisher, D	2-0	38:13	5-8	.625	3-5	.600	2-2	1.000	0	4	42.0	5	2-0	1	6	0	15	7.5
Collison, N	2-0	42:17	6-11	.545	0-1	.000	2-4	.500	3	2	52.5	5	2-0	0	1	3	14	7.0
Roberson, A	2-0	15:10	2-5	.400	0-0	.000	0-0	.000	2	2	42.0	2	3-0	3	0	1	4	2.0
Adams, S	2-0	24:10																



BROOKLYN NETS

390 Murray Hill Parkway
East Rutherford, NJ 07073 • 201-935-8888

Lionel Hollins
Head Coach



DIRECTORY

Principal Owner: Mikhail Prokhorov
General Manager: Billy King
Head Coach: Lionel Hollins
Assistant Coaches: Paul Westphal, Tony Brown, Joe Wolf, John Welch, Jay Humphries
Athletic Trainer: Tim Walsh
Vice President, Public Relations: Gary Sussman
Senior Director, Public Relations: Aaron Harris
Manager, Public Relations: Eli Pearlstein

2014-15 VS. NETS (ALL TIMES CENTRAL)
11/3/14 Monday at Brooklyn 6:30 p.m.
11/21/14 Friday at Oklahoma City 7:00 p.m.

2013-14 VS. NETS

Date	Site	W/L	Score
1/2/14	OKC	L	93-95
1/31/14	Brooklyn	W	120-95

THUNDER VS. NETS ALL-TIME

YEAR	TOTAL	YEAR	TOTAL
1976-77	3-1	1996-97	1-1
1977-78	2-2	1997-98	2-0
1978-79	4-0	1998-99	0-1
1979-80	1-1	1999-00	2-0
1980-81	2-1	2000-01	1-1
1981-82	1-0	2001-02	1-1
1982-83	0-2	2002-03	1-1
1983-84	1-1	2003-04	0-2
1984-85	0-2	2004-05	2-0
1985-86	2-0	2005-06	1-1
1986-87	2-0	2006-07	2-0
1987-88	2-0	2007-08	0-2
1988-89	0-2	2008-09	1-1
1989-90	2-0	2009-10	2-0
1990-91	1-1	2010-11	2-0
1991-92	2-0	2011-12	1-0
1992-93	1-1	2012-13	1-1
1993-94	1-1	2013-14	1-1
1994-95	1-1	Totals	51-29
1995-96	2-0		

GENERAL INFORMATION

Home Court: Barclays Center (17,732)
Radio: WFAN (660AM/101.9 FM)
Chris Carrino, Tim Capstraw
Spanish Radio: WADO (1280 AM)
Ino Gomez, Max Perez Jimenez
Television: YES Network
Ian Eagle, Mike Fratello, Ryan Ruocco, Jim Spanarkel,
Donny Marshall, Sarah Kustok
Team Colors: Black, White

LARGEST WINNING MARGIN

OKC: 30 11/21/89 at Seattle 114-84
Brooklyn: 35 11/11/00 at New Jersey 91-126

CURRENT STREAKS VS. NETS

SITE	LAST WIN	SCORE	LAST LOSS	SCORE	STREAK
At Home	12/29/10	114-93	1/2/14	93-95	Lost 2
At Brooklyn	1/31/14	120-95	1/12/09	99-103 (OT)	Won 5
Overall	1/31/14	120-95	1/2/14	93-95	Won 1

2013-2014 SEASON SERIES (1-1) OKLAHOMA CITY THUNDER VS. BROOKLYN

PLAYER	G-GS	MIN	FG-FGA	PCT	3FG-FGA	PCT	FT-FTA	PCT	OFF	DEF	TOT/AVG	AST	PF-DD	STL	TO	BLK	PTS	AVG
Durant, K	2-2	64:49	18-25	.720	6-10	.600	8-8	1.000	1	6	7/3.5	11	8-0	1	8	2	50	25.0
Ibaka, S	2-2	64:48	17-21	.810	0-0	.000	1-3	.333	6	14	20/10.0	1	2-0	3	3	2	35	17.5
Jackson, R	2-2	64:29	10-28	.357	0-8	.000	3-4	.750	2	4	6/3.0	12	7-0	1	6	1	23	11.5
Sefolosha, T	2-2	69:54	7-12	.583	2-6	.333	6-8	.750	1	6	7/3.5	5	4-0	4	5	1	22	11.0
Jones, P	2-0	52:18	7-12	.583	4-6	.667	4-4	1.000	0	6	6/3.0	4	3-0	1	3	3	22	11.0
Lamb, J	2-0	41:45	8-13	.615	1-2	.500	4-4	1.000	0	4	4/2.0	4	2-0	1	5	2	21	10.5
Perkins, K	2-2	40:36	7-16	.438	0-0	.000	2-2	1.000	2	12	14/7.0	2	3-0	1	3	1	16	8.0
Adams, S	2-0	26:14	4-6	.667	0-0	.000	3-4	.750	1	1	2/1.0	3	5-0	3	3	1	11	5.5
Fisher, D	2-0	29:01	3-8	.375	1-5	.200	0-0	.000	0	1	1/0.5	4	5-0	1	0	0	7	3.5
Collison, N	2-0	21:47	1-3	.333	0-0	.000	2-2	1.000	3	3	6/3.0	2	2-0	2	0	0	4	2.0
Thabeet, H	1-0	4:39	1-1	1.000	0-0	.000	0-0	.000	0	1	1/1.0	0	1-0	0	1	0	2	2.0
Gomes, R	0-0	0:00	0-0	.000	0-0	.000	0-0	.000	0	0	0/0.0	0	0-0	0	0	0	0	0.0
Roberson, A	0-0	0:00	0-0	.000	0-0	.000	0-0	.000	0	0	0/0.0	0	0-0	0	0	0	0	0.0
THUNDER	2-10	480:00	83-145	.572	14-37	.378	33-39	.846	16	58	89/44.5	48	42-0	18	39	13	213	106.5
NETS	2-10	480:00	66-144	.458	20-48	.417	38-48	.792	12	39	67/33.5	34	41-0	26	33	5	190	95.0

2013-2014 SEASON SERIES (1-1) BROOKLYN NETS VS. OKLAHOMA CITY THUNDER

PLAYER	G-GS	MIN	FG-FGA	PCT	3FG-FGA	PCT	FT-FTA	PCT	OFF	DEF	TOT/AVG	AST	PF-DD	STL	TO	BLK	PTS	AVG
Williams, D	2-1	72:24	15-25	.600	9-13	.692	4-5	.800	0	2	2/1.0	5	3-0	7	8	0	43	21.5
Pierce, P	2-2	64:48	8-23	.348	1-6	.167	11-12	.917	1	8	9/4.5	5	3-0	4	6	1	28	14.0
Livingston, S	2-2	62:31	7-15	.467	0-1	.000	7-8	.875	3	6	9/4.5	5	3-0	4	4	0	21	10.5
Johnson, J	2-2	57:21	8-19	.421	2-7	.286	0-0	.000	1	4	5/2.5	2	5-0	2	3	1	18	9.0
Anderson, A	2-1	44:36	5-11	.455	1-5	.200	7-9	.778	1	2	3/1.5	2	6-0	3	0	0	18	9.0
Kirilenko, A	1-0	14:53	3-3	1.000	0-0	.000	3-4	.750	2	0	2/2.0	1	1-0	0	0	0	9	9.0
Plumlee, M	2-0	28:34	6-7	.857	0-0	.000	5-6	.833	2	1	3/1.5	2	4-0	2	2	2	17	8.5
Blatche, A	1-0	15:45	3-9	.333	1-1	1.000	0-0	.000	0	0	0/0.0	0	2-0	1	0	0	7	7.0
Teague, M	1-0	12:00	3-6	.500	1-2	.500	0-0	.000	0	2	2/2.0	3	1-0	1	0	0	7	7.0
Terry, J	2-0	23:55	4-7	.571	3-6	.500	0-0	.000	0	1	1/0.5	2	2-0	0	0	0	11	5.5
Teleovic, M	2-0	30:43	2-8	.250	2-7	.286	0-0	.000	0	4	4/2.0	4	4-0	0	1	0	6	3.0
Garnett, K	2-2	38:26	2-8	.250	0-0	.000	0-0	.000	1	7	8/4.0	1	6-0	1	4	1	4	2.0
Evans, R	2-0	14:04	0-3	.000	0-0	.000	1-4	.250	1	2	3/1.5	2	1-0	1	2	0	1	0.5
Taylor, T	0-0	0:00	0-0	.000	0-0	.000	0-0	.000	0	0	0/0.0	0	0-0	0	0	0	0	0.0
Sheangela, T	0-0	0:00	0-0	.000	0-0	.000	0-0	.000	0	0	0/0.0	0	0-0	0	0	0	0	0.0
NETS	2-10	480:00	66-144	.458	20-48	.417	38-48	.792	12	39	67/33.5	34	41-0	26	33	5	190	95.0
THUNDER	2-10	480:00	83-145	.572	14-37	.378	33-39	.846	16	58	89/44.5	48	42-0	18	39	13	213	106.5



CHARLOTTE HORNETS

TIME WARNER CABLE ARENA
333 East Trade Street
Charlotte, NC 28202 • (704) 688-8600

Steve Clifford
Head Coach



DIRECTORY

Chairman: Michael Jordan
General Manager: Rich Cho
Head Coach: Steve Clifford
Associate Head Coach: Patrick Ewing
Assistant Coaches: Stephen Silas, Mark Price, Bob Weiss,
Pat Delany, Steve Hetzel
Head Athletic Trainer: Steve Stricker
Vice President of Communications: Mike Cristaldi
Director of Communications: Josh Rosen
Coordinator of Communications: Jerome Hubbard

2014-15 VS. HORNETS (ALL TIMES CENTRAL)
12/26/14 Friday at Oklahoma City 7:00 p.m.
2/21/15 Saturday at Charlotte 6:00 p.m.

2013-14 VS. HORNETS

Date	Site	W/L	Score
12/27/13	Charlotte	W	89-85
3/2/14	OKC	W	116-99

GENERAL INFORMATION

Home Court: Time Warner Cable Arena (19,077)
Radio: WFNZ
Scott Lauer
Television: FOX SportSouth
Steve Martin, Dell Curry, Stephanie Ready
Team Colors: Purple, Teal, Black, Cool Gray, and Light Blue

THUNDER VS. HORNETS ALL-TIME

YEAR	TOTAL
2004-05	2-0
2005-06	1-1
2006-07	2-0
2007-08	0-2
2008-09	1-1
2009-10	1-1
2010-11	2-0
2011-12	1-0
2012-13	2-0
2013-14	2-0
Totals	14-5

LARGEST WINNING MARGIN

OKC: 27 3/10/12 at OKC 122-95
Charlotte: 13 2/6/06 at Charlotte 106-119

CURRENT STREAKS VS. HORNETS

SITE	LAST WIN	SCORE	LAST LOSS	SCORE	STREAK
At Home	3/2/14	116-99	3/28/08	93-96	Won 6
At Charlotte	12/27/14	89-85	3/17/10	92-100	Won 3
Overall	3/2/14	116-99	3/17/10	92-100	Won 7

2013-2014 SEASON SERIES (2-0) OKLAHOMA CITY THUNDER VS. CHARLOTTE

PLAYER	G-GS	MIN	FG-FGA	PCT	3FG-FGA	PCT	FT-FTA	PCT	OFF	DEF	TOT/AVG	AST	PF-DD	STL	TO	BLK	PTS	AVG
Durant, K	2-2	78:13	22-52	.423	2-12	.167	16-18	.889	3	15	18/9.0	11	5-0	0	3	0	62	31.0
Westbrook, R	1-1	25:15	10-12	.833	4-5	.800	2-2	1.000	0	2	2/2.0	5	2-0	2	5	0	26	26.0
Ibaka, S	2-2	63:10	11-16	.688	1-2	.500	4-6	.667	4	15	19/9.5	3	7-0	0	5	5	27	13.5
Jackson, R	2-1	57:20	11-33	.333	2-7	.286	3-4	.750	0	9	9/4.5	6	2-0	2	2	0	27	13.5
Sefolosha, T	1-1	24:06	3-5	.600	3-5	.600	3-4	.750	0	3	3/3.0	2	1-0	0	0	0	12	12.0
Lamb, J	2-0	47:58	6-18	.333	2-8	.250	3-4	.750	1	6	7/3.5	1	1-0	0	1	1	17	8.5
Adams, S	2-1	35:29	3-3	1.000	0-0	.000	4-6	.667	4	5	9/4.5	2	8-0	0	0	2	10	5.0
Fisher, D	2-0	37:11	3-7	.429	2-5	.400	1-2	.500	0	3	3/1.5	2	6-0	4	2	0	9	4.5
Collison, N	2-0	29:43	2-5	.400	0-1	.000	5-6	.833	1	2	3/1.5	3	8-0	0	4	0	9	4.5
Jones, P	2-1	32:10	2-6	.333	0-2	.000	0-0	.000	0	1	1/0.5	2	1-0	0	0	0	4	2.0
Roberson, A	1-0	6:28	1-2	.500	0-0	.000	0-0	.000	3	0	3/3.0	0	0-0	1	0	0	2	2.0
Perkins, K	1-1	25:27	0-3	.000	0-0	.000	0-2	.000	4	6	10/10.0	1	1-0	1	3	1	0	0.0
Thabeet, H	1-0	17:31	0-0	.000	0-0	.000	0-0	.000	1	4	5/5.0	0	5-0	2	1	3	0	0.0
Gomes, R	0-0	0:00	0-0	.000	0-0	.000	0-0	.000	0	0	0/0.0	0	0-0	0	0	0	0	0.0
THUNDER	2-10	480:00	74-162	.457	16-47	.340	41-54	.759	21	71	111/55.5	38	47-0	12	27	12	205	102.5
HORNETS	2-10	480:00	60-148	.405	17-45	.378	47-60	.783	11									



CHICAGO BULLS

UNITED CENTER
1901 West Madison Street
Chicago, IL 60612 • 312-455-4000

Tom Thibodeau
Head Coach



DIRECTORY

Chairman: Jerry Reinsdorf
Executive Vice President-Basketball Operations:
John Paxson
Head Coach: Tom Thibodeau
Assistant Coaches: Andy Greer, Adrian Griffin, Ed Pinckney, Mike Wilhelm
Head Athletic Trainer: Jeff Tanaka
Senior Director of Public and Media Relations: Tim Hallam
Director of Public and Media Relations:
Sebrina Beyer
Senior Manager of Public and Media Relations: Matt Yob
Manager of Public and Media Relations:
Shaun Hickombottom

2014-15 VS. BULLS (ALL TIMES CENTRAL)

3/5/15 Thursday at Chicago 7:00 p.m.
3/15/15 Sunday at Oklahoma City 12:00 p.m.

2013-14 VS. BULLS

Date Site W/L Score
12/19/13 OKC W 107-95
3/17/14 Chicago W 97-85

THUNDER VS. BULLS ALL-TIME

YEAR	TOTAL	YEAR	TOTAL
1967-6	5-3	1993-94	1-1
1968-69	3-4	1994-95	2-0
1969-70	3-4	1995-96	1-1
1970-71	2-4	1996-97	0-2
1974-75	0-4	1997-98	1-1
1975-76	3-2	1998-99	1-0
1976-77	2-2	1999-00	1-1
1977-78	2-2	2000-01	2-0
1978-79	4-0	2001-02	1-1
1979-80	4-2	2002-03	2-0
1980-81	1-1	2003-04	2-0
1981-82	1-1	2004-05	1-1
1982-83	2-0	2005-06	2-0
1983-84	2-0	2006-07	0-2
1984-85	0-2	2007-08	0-2
1985-86	1-1	2008-09	1-1
1986-87	0-2	2009-10	1-1
1987-88	1-1	2010-11	1-1
1988-89	0-2	2011-12	1-0
1989-90	1-1	2012-13	2-0
1990-91	0-2	2013-14	2-0
1991-92	0-2	Totals	68-69
1992-93	0-2		

GENERAL INFORMATION

Home Court: United Center (20,917)
Radio: WMVP (AM 1000)
Chuck Swirsky, Bill Wennington, Steve Kashul
Spanish Radio: WRTO (1200 AM)
Omar Ramos, Matt Moreno
Television: WGN (Ch. 9), Comcast SportsNet Chicago
Neil Funk, Stacey King
Team Colors: Red, Black, and White

LARGEST WINNING MARGIN

OKC: 36 2/28/70 at Seattle 140-104
Chicago: 33 1/11/69 at Chicago 86-119

CURRENT STREAKS VS. BULLS

SITE	LAST WIN	SCORE	LAST LOSS	SCORE	STREAK
At Home	12/19/13	107-95	1/27/10	86-96	Won 4
At Chicago	3/17/14	97-85	12/6/10	90-99	Won 2
Overall	3/17/14	97-85	12/6/10	90-99	Won 5

2013-2014 SEASON SERIES (2-0) OKLAHOMA CITY THUNDER VS. CHICAGO

PLAYER	G-GS	MIN	FG-FGA	PCT	3FG-FGA	PCT	FT-FTA	PCT	OFF	DEF	TOT/AVG	AST	PF-DQ	STL	TO	BLK	PTS	AVG	
Durant, K	2-2	75:28	24-41	.585	7-9	.778	12-14	.857	1	20	21/10.5	11	4-0	3	1	1	67	33.5	
Westbrook, R	2-2	56:08	12-26	.462	3-7	.429	10-13	.769	0	11	11/5.5	19	8-0	1	7	0	37	18.5	
Jackson, R	2-0	59:58	11-21	.524	4-4	1.000	3-3	1.000	0	10	10/5.0	5	4-0	1	7	1	29	14.5	
Butler, C	1-0	29:17	3-8	.375	3-5	.600	5-3	1.000	2	3	5/5.0	0	2-0	0	1	0	12	12.0	
Ibaka, S	2-2	54:49	8-15	.533	2-2	1.000	2-4	.500	1	6	7/3.5	3	7-0	0	2	5	20	10.0	
Sefolosha, T	1-1	22:22	4-11	.364	1-4	.250	1-2	.500	1	4	5/5.0	4	0-0	0	2	0	1	10	10.0
Collison, N	2-0	33:23	5-9	.556	0-0	.000	1-1	1.000	2	3	5/2.5	1	6-0	2	1	0	11	5.5	
Lamb, J	2-0	24:53	3-11	.273	1-2	.500	0-0	.000	1	1	2/1.0	2	3-0	1	1	0	7	3.5	
Adams, S	2-1	47:56	1-4	.250	0-0	.000	2-2	1.000	4	9	13/6.5	0	8-0	4	3	4	4	2.0	
Roberson, A	2-1	16:41	2-4	.500	0-1	.000	0-0	.000	1	2	3/1.5	0	3-0	0	2	0	4	2.0	
Fisher, D	2-0	25:37	1-9	.111	1-5	.200	0-0	.000	1	2	3/1.5	0	3-0	0	1	1	3	1.5	
Perkins, K	1-1	20:47	0-0	.000	0-0	.000	0-0	.000	0	4	4/4.0	1	4-0	1	1	0	0	0.0	
Thabeet, H	1-0	9:35	0-0	.000	0-0	.000	0-0	.000	0	0	0/0.0	0	2-0	0	0	0	0	0.0	
Jones, P	1-0	3:06	0-0	.000	0-0	.000	0-0	.000	0	0	0/0.0	0	0-0	0	0	0	0	0.0	
Shakur, M	0-0	0:00	0-0	.000	0-0	.000	0-0	.000	0	0	0/0.0	0	0-0	0	0	0	0	0.0	
THUNDER	2-10	480:00	74-159	.465	22-40	.550	34-42	.810	14	75	106/53.0	46	54-0	15	29	13	204	102.0	
BULLS	2-10	480:00	58-161	.360	13-51	.255	51-70	.729	24	62	109/54.5	41	31-0	15	23	10	180	90.0	

2013-2014 SEASON SERIES (0-2) CHICAGO BULLS VS. OKLAHOMA CITY

PLAYER	G-GS	MIN	FG-FGA	PCT	3FG-FGA	PCT	FT-FTA	PCT	OFF	DEF	TOT/AVG	AST	PF-DQ	STL	TO	BLK	PTS	AVG
Noah, J	2-2	65:15	10-25	.400	0-0	.000	12-15	.800	8	16	24/12.0	12	3-0	4	4	2	32	16.0
Gibson, T	2-0	60:02	11-23	.478	0-1	.000	10-14	.714	5	8	13/6.5	4	4-0	2	3	4	32	16.0
Augustin, D	2-1	65:37	8-21	.381	3-13	.231	6-7	.857	0	1	1/0.5	8	5-0	1	5	0	25	12.5
Dunleavy, M	2-2	66:01	8-22	.364	5-12	.417	1-2	.500	1	3	4/2.0	8	3-0	1	1	0	22	11.0
Boozer, C	2-2	50:51	7-20	.350	0-0	.000	8-10	.800	4	16	20/10.0	2	4-0	1	0	0	22	11.0
Butler, J	2-2	62:31	4-14	.286	1-8	.125	7-13	.538	0	2	2/1.0	2	2-0	3	2	1	16	8.0
Hinnich, K	1-1	31:53	3-12	.250	2-5	.400	0-0	.000	0	3	3/3.0	3	5-0	1	1	0	8	8.0
Snell, T	2-0	47:32	5-16	.313	2-11	.182	0-0	.000	2	6	8/4.0	2	2-0	2	1	2	12	6.0
Mohammed, N	2-0	15:52	2-6	.333	0-0	.000	4-5	.800	4	6	10/5.0	0	0-0	0	1	2	8	4.0
Teague, M	1-0	12:01	0-2	.000	0-1	.000	3-4	.750	0	1	1/1.0	0	2-0	0	2	0	3	3.0
Murphy, E	1-0	2:25	0-0	.000	0-0	.000	0-0	.000	0	0	0/0.0	0	0-0	0	0	0	0	0.0
Deng, L	0-0	0:00	0-0	.000	0-0	.000	0-0	.000	0	0	0/0.0	0	0-0	0	0	0	0	0.0
Fredette, J	0-0	0:00	0-0	.000	0-0	.000	0-0	.000	0	0	0/0.0	0	0-0	0	0	0	0	0.0
BULLS	2-10	480:00	58-161	.360	13-51	.255	51-70	.729	24	62	109/54.5	41	31-0	15	23	10	180	90.0
THUNDER	2-10	480:00	74-159	.465	22-40	.550	34-42	.810	14	75	106/53.0	46	54-0	15	29	13	204	102.0



CLEVELAND CAVALIERS

QUICKEN LOANS ARENA
One Center Court
Cleveland, OH 44115 • 216-420-2000
216-420-2000

David Blatt
Head Coach



DIRECTORY

Majority Owner/Chairman: Dan Gilbert
General Manager: David Griffin
Head Coach: David Blatt
Associate Head Coach: Tyrone Lue
Assistant Coaches: Jim Boylan, Larry Drew, James Posey, Bret Brielmaier
Head Athletic Trainer: Stephen Spiro
Senior Vice President, Communications/Broadcasting:
Tad Carper
Director of Basketball Communications: B.J. Evans
Sports Communications Manager: Jeff Schaefer
Sports Communications Coordinator: Cherome Owens

2014-15 VS. CAVALIERS (ALL TIMES CENTRAL)

12/11/14 Thursday at Oklahoma City 7:00 p.m.
1/25/15 Sunday at Cleveland 2:30 p.m.

2013-14 VS. CAVALIERS

Date Site W/L Score
2/26/14 OKC L 104-114
3/20/14 Cleveland W 102-95

THUNDER VS. CAVALIERS ALL-TIME

YEAR	TOTAL	YEAR	TOTAL
1970-71	4-0	1993-94	1-1
1971-72	4-0	1994-95	2-0
1972-73	1-3	1995-96	2-0
1973-74	2-2	1996-97	2-0
1974-75	2-2	1997-98	2-0
1975-76	1-3	1998-99	2-0
1976-77	1-3	1999-00	Did Not Play
1977-78	1-3	2000-01	2-0
1978-79	2-2	2001-02	2-0
1979-80	2-0	2002-03	1-1
1980-81	2-0	2003-04	0-2
1981-82	2-0	2004-05	2-0
1982-83	1-1	2005-06	1-1
1983-84	1-1	2006-07	1-1
1984-85	1-1	2007-08	1-1
1985-86	1-1	2008-09	0-2
1986-87	1-1	2009-10	0-2
1988-89	1-1	2010-11	2-0
1989-90	1-1	2011-12	0-1
1990-91	1-1	2012-13	1-1
1991-92	1-1	2013-14	1-1
1992-93	1-1	Totals	60-43

GENERAL INFORMATION

Home Court: Quicken Loans Arena (20,562)
Radio: WTAM (1100 AM)
John Michael, Jim Chones, Mike Snyder
Television: FOX Sports Ohio
Fred McLeod, Austin Carr, Allie Clifton
Team Colors: Wine, Gold, and Navy

LARGEST WINNING MARGIN

OKC: 35 11/3/80 at Seattle 118-83
Cleveland: 35 11/26/08 at Cleveland 82-117

CURRENT STREAKS VS. CAVALIERS

SITE	LAST WIN	SCORE	LAST LOSS	SCORE	STREAK
At Home	11/11/12	106-91	2/26/14	104-114	Lost 1
At Cleveland	3/20/14	102-95	2/2/13	110-115	Won 1
Overall	3/20/14	102-95	2/26/14	104-114	Won 1

2013-2014 SEASON SERIES (1-1) OKLAHOMA CITY THUNDER VS. CLEVELAND

PLAYER	G-GS	MIN	FG-FGA	PCT	3FG-FGA	PCT	FT-FTA	PCT	OFF	DEF	TOT/AVG	AST	PF-DQ	STL	TO	BLK	PTS	AVG
Durant, K	2-2	77:00	22-37	.595	7-17	.412	12-15	.800	2	19	21/10.5	15	5-0	1	3	1	63	31.5
Westbrook, R	1-1	29:59	8-17	.471	3-6	.500	5-5	1.000	1	2	3/3.0	9	1-0	0	3	0	24	24.0
Ibaka, S	2-2	72:13	14-25	.560	0-0	.000	4-4	1.000	9	15	24/12.0	3	6-0	6	7	32	16.0	
Jackson, R	2-1	50:21	8-23	.348	3-9	.333	2-2	1.000	2	3	5/2.5	9	2-0	1	5	0	21	10.5
Sefolosha, T	1-1	30:17	3-8	.375	2-6	.333	0-0	.000	0	1	1/1.0	2	1-0	2	0	8	8.0	
Butler, C	1-0	26:22	3-10	.300	2-6	.333	0-0	.000	1	4	5/5.0	2	1-0	2	0	0	8	8.0
Fisher, D	2-0	40:24	5-10	.500	4-9	.444	1-4	.250	0	3	3/4.5	2	5-0	6	3	0	15	7.5
Lamb, J	2-0	36:32	5-14	.357	2-6	.333	2-3	.667	1	4	5/2.5	2	3-0	1	3	2	14	7.0
Adams, S	2-2	43:40	4-8	.500	0-0	.000	0-0	.000	4	6	10/5.0	0	3-0	1	3</			



DALLAS MAVERICKS

AMERICAN AIRLINES CENTER
2500 Victory Avenue
Dallas, TX 75219 • 214-665-4660

Rick Carlisle
Head Coach



DIRECTORY

Owner: Mark Cuban
President of Basketball Operations/GM: Donn Nelson
Head Coach: Rick Carlisle
Assistant Coaches: Monte Mathis, Kaleb Canales, Jamahl Mosley, Darrell Armstrong
Head Athletic Trainer: Casey Smith
Director of Basketball Communications: Sarah Melton
Basketball Communications Manager: Scott Tomlin
Basketball Communications Coordinator: Alan Rakowski

2014-15 VS. MAVERICKS (ALL TIMES CENTRAL)			
12/28/14	Sunday	at Dallas	6:30 p.m.
2/19/15	Thursday	at Oklahoma City	7:00 p.m.
3/16/15	Monday	at Dallas	7:30 p.m.
4/1/15	Wednesday	at Oklahoma City	7:00 p.m.

2013-14 VS. MAVERICKS			
Date	Site	W/L	Score
11/6/13	OKC	W	107-93
3/16/14	OKC	L	86-109
3/25/14	Dallas	L	119-128 (OT)

THUNDER VS. MAVERICKS ALL-TIME

YEAR	TOTAL	YEAR	TOTAL
1980-81	4-1	1998-99	3-0
1981-82	4-1	1999-00	3-1
1982-83	3-2	2000-01	1-3
1983-84	4-1	2001-02	1-3
1984-85	0-5	2002-03	2-2
1985-86	2-3	2003-04	1-3
1986-87	0-5	2004-05	1-3
1987-88	2-3	2005-06	0-3
1988-89	2-2	2006-07	0-4
1989-90	2-2	2007-08	1-3
1990-91	2-2	2008-09	1-2
1991-92	4-0	2009-10	2-2
1992-93	3-1	2010-11	1-2
1993-94	4-0	2011-12	3-1
1994-95	4-0	2012-13	4-0
1995-96	2-2	2013-14	1-2
1996-97	3-1	Totals	72-67
1997-98	2-2		

GENERAL INFORMATION

Home Court: American Airlines Center (19,200)
Radio: ESPN Radio (103.3 FM)
Chuck Cooperstein, Brad Davis
Spanish Radio: ESPN Deportes (1540 AM)
Victor Villalba
Television: FOX Sports Southwest
Mark Followill, Derek Harper, Jeff Wade
Team Colors: Blue, Black, and Silver

LARGEST WINNING MARGIN

OKC:	47	11/25/89	at Dallas	117-70
Dallas:	44	4/11/85	at Seattle	80-124

CURRENT STREAKS VS. MAVERICKS

SITE	LAST WIN	SCORE	LAST LOSS	SCORE	STREAK
At Home	11/6/13	107-93	3/16/14	86-109	Lost 1
At Dallas	2/4/13	112-91	3/25/14	1119-128 (OT)	Lost 1
Overall	11/6/13	107-93	3/25/14	1119-128 (OT)	Lost 2

2013-2014 SEASON SERIES (1-2) OKLAHOMA CITY THUNDER VS. DALLAS

PLAYER	G-GS	MIN	FG-FGA	PCT	3FG-FGA	PCT	FT-FTA	PCT	OFF	DEF	TOT/AVG	AST	PF-DQ	STL	TO	BLK	PTS	AVG
Durant, K	3-3	120:55	30-63	.476	10-21	.476	26-28	.929	3	9	124.0	20	5-0	3	14	1	96	32.0
Westbrook, R	2-2	65:39	18-38	.474	2-7	.286	7-11	.636	1	7	84.0	12	7-0	5	13	0	45	22.5
Ibaka, S	3-3	101:29	21-38	.553	1-1	1.000	3-6	.500	8	16	248.0	4	8-0	1	3	6	46	15.3
Jackson, R	3-1	84:27	10-23	.435	2-8	.250	4-5	.800	1	9	103.3	16	7-0	1	6	0	26	8.7
Butler, C	2-0	56:05	7-20	.350	3-11	.273	0-0	.000	0	6	42.0	2	3-0	2	0	2	17	8.5
Lamb, J	2-0	31:03	6-12	.500	3-7	.429	2-2	1.000	0	4	62.0	3	2-0	2	2	1	17	8.5
Fisher, D	3-0	66:20	8-18	.444	3-10	.300	2-3	.667	0	2	20.7	4	6-0	1	1	0	21	7.0
Jones, P	2-0	28:34	4-7	.571	2-5	.400	0-2	.000	1	1	21.0	1	3-0	0	3	0	10	5.0
Sefolosha, T	1-1	23:31	2-5	.400	0-3	.000	1-2	.500	0	2	22.0	4	0-0	2	1	0	5	5.0
Collison, N	3-0	59:05	5-11	.455	0-0	.000	2-6	.333	7	8	155.0	2	11-0	2	5	0	12	4.0
Perkins, K	1-1	14:09	2-4	.500	0-0	.000	0-0	.000	2	4	66.0	0	1-0	0	3	0	4	4.0
Adams, S	3-2	42:48	6-12	.500	0-0	.000	2-2	1.000	4	9	134.3	1	5-0	2	3	1	8	2.7
Roberson, A	3-2	38:23	2-5	.400	0-1	.000	0-0	.000	3	6	93.0	1	8-0	3	3	0	4	1.3
Shakur, M	1-0	6:16	0-2	.000	0-1	.000	1-2	.500	0	0	0.0	2	2-0	0	1	0	1	1.0
Thabeet, H	1-0	6:16	0-1	.000	0-0	.000	0-0	.000	0	2	22.0	0	0-0	0	0	0	0	0.0
THUNDER	3-15	745:00	118-251	.470	26-75	.347	50-69	.725	30	85	141/47.0	72	68-0	24	60	11	312	104.0
MAVERICKS	3-15	745:00	121-250	.484	37-85	.435	51-62	.823	31	95	151/50.3	70	55-0	35	59	10	330	110.0

2013-2014 SEASON SERIES (2-1) DALLAS MAVERICKS VS. OKLAHOMA CITY THUNDER

PLAYER	G-GS	MIN	FG-FGA	PCT	3FG-FGA	PCT	FT-FTA	PCT	OFF	DEF	TOT/AVG	AST	PF-DQ	STL	TO	BLK	PTS	AVG
Nowitzki, D	3-3	102:59	22-47	.468	6-15	.400	15-15	1.000	2	18	206.7	11	7-0	8	12	1	65	21.7
Marion, S	3-3	104:11	20-36	.556	5-10	.500	2-3	.667	3	13	165.3	5	2-0	5	5	2	47	15.7
Calderson, J	3-3	98:18	16-27	.593	11-19	.579	4-4	1.000	1	10	113.7	18	3-0	5	4	1	47	15.7
Ellis, M	3-3	112:24	16-39	.410	1-6	.167	13-17	.765	1	8	93.0	15	10-0	4	13	0	46	15.3
Carter, V	3-0	60:29	9-27	.333	8-19	.421	8-10	.800	0	8	82.7	5	4-0	2	4	1	34	11.3
Crowder, J	3-0	52:39	10-16	.625	5-10	.500	2-3	.667	4	5	93.0	1	4-0	2	1	0	27	9.0
Dalembert, S	3-3	65:57	12-20	.600	0-0	.000	2-2	1.000	9	10	196.3	1	8-0	3	7	2	26	8.7
Harris, D	2-0	38:37	5-10	.500	1-3	.333	2-2	1.000	1	5	63.0	7	1-0	0	1	0	13	6.5
Wright, B	2-0	38:48	5-9	.556	0-0	.000	2-2	1.000	6	8	147.0	6	4-0	3	2	3	11	5.5
Blair, D	3-0	36:06	4-10	.400	0-0	.000	2-4	.500	3	6	93.0	3	11-0	2	5	0	10	3.3
Larkin, S	1-0	4:07	1-1	1.000	0-0	.000	0-0	.000	0	1	11.0	0	0-0	0	2	0	2	2.0
Ellington, W	2-0	12:58	1-2	.500	0-1	.000	0-0	.000	0	2	21.0	0	1-0	0	3	0	2	1.0
Mekel, G	1-0	10:49	0-4	.000	0-1	.000	0-0	.000	1	1	22.0	2	0-0	1	0	0	0	0.0
James, B	1-0	4:07	0-0	.000	0-0	.000	0-0	.000	0	0	0.0	0	0-0	0	0	0	0	0.0
Lesio, R	1-0	1:32	0-2	.000	0-1	.000	0-0	.000	0	0	0.0	0	0-0	0	0	0	0	0.0
MAVERICKS	3-15	745:00	121-250	.484	37-85	.435	51-62	.823	31	95	151/50.3	70	55-0	35	59	10	330	110.0
THUNDER	3-15	745:00	118-251	.470	26-75	.347	50-69	.725	30	85	141/47.0	72	68-0	24	60	11	312	104.0



DENVER NUGGETS

PEPSI CENTER
1000 Chopper Circle
Denver, CO 80204 • 303-405-1100

Brian Shaw
Head Coach



DIRECTORY

Owner: E. Stanley Kroenke
General Managers and Executive Vice President of Basketball Operations: Tim Connelly
Head Coach: Brian Shaw
Assistant Coaches: Lester Connor, Melvin Hunt, Patrick Mutombo, Noel Gillespie
Head Athletic Trainer: Dan Shimensky
Director of Media Relations: Tim Gelt
Media Relations Manager: Nick O'Hayre
Media Relations Coordinator: Cody Wise
Communications Specialist: Aaron Lopez

2014-15 VS. NUGGETS (ALL TIMES CENTRAL)

11/1/14	Saturday	at Oklahoma City	7:00 p.m.
11/19/14	Wednesday	at Denver	8:00 p.m.
2/9/15	Monday	at Denver	8:00 p.m.
2/22/15	Sunday	at Oklahoma City	6:00 p.m.

2013-14 VS. NUGGETS

Date	Site	W/L	Score
11/18/13	OKC	W	115-113
12/17/13	Denver	W	105-93
1/9/14	Denver	L	88-101
3/24/14	OKC	W	117-96

THUNDER VS. NUGGETS ALL-TIME

YEAR	TOTAL	YEAR	TOTAL
1976-77	0-4	1997-98	4-0
1977-78	3-1	1998-99	2-2
1978-79	1-3	1999-00	3-1
1979-80	5-1	2000-01	2-2
1980-81	2-3	2001-02	1-3
1981-82	2-3	2002-03	3-1
1985-86	3-2	2003-04	2-2
1986-87	3-2	2004-05	2-2
1987-88	1-4	2005-06	2-2
1988-89	2-2	2006-07	1-3
1989-90	2-2	2007-08	1-3
1990-91	4-0	2008-09	0-4
1991-92	3-1	2009-10	1-3
1992-93	3-1	2010-11	3-1
1993-94	2-2	2011-12	2-1
1994-95	3-1	2012-13	1-3
1995-96	3-1	2013-14	3-1
1996-97	4-0	Totals	85-74

GENERAL INFORMATION

Home Court: Pepsi Center (19,155)
Radio: KRWZ (950 AM)
Jason Kosmicki
Television: Altitude Sports & Entertainment
Chris Marlowe, Scott Hastings
Team Colors: Blue, Gold

LARGEST WINNING MARGIN

OKC:	47	1/15/91	at Seattle	146-99
Denver:	54	3/16/08	at Denver	116-168

CURRENT STREAKS VS. NUGGETS

SITE	LAST WIN	SCORE	LAST LOSS	SCORE	STREAK
At Home	3/24/14	117-96	3/19/13	104-114	Won 2
At Denver	12/17/13	105-93	1/9/14	88-101	Lost 1
Overall	3/24/14	117-96	3/19/13	104-114	Won 1

2013-2014 SEASON SERIES (3-1) OKLAHOMA CITY THUNDER VS. DENVER

PLAYER	G-GS	MIN	FG-FGA	PCT	3FG-FGA	PCT	FT-FTA	PCT	OFF	DEF	TOT/AVG	AST	PF-DQ	STL	TO	BLK	PTS	AVG
Durant, K	4-4	140:04	39-89	.438	7-27	.259	40-46	.870	3	18	215.3	21	6-0	7	12	1	125	31.3
Westbrook, R	2-2	74:19	19-41	.463	4-8	.500	9-14	.643	3	22	251/2.5	15	3-0	0	13	0	51	25.5
Butler, C	1-0	29:03	10-19	.526	3-7	.429	0-0	.000	0	4	44.0	0	4-0	0	0	0	23	23.0
Jackson, R	4-2	102:32	17-39	.436	6-13	.462	11-12	.917	3	13	164/4.0	20	7-0	8	12	1	51	12.8
Ibaka, S	4-4	119:06	20-44	.455	1-1	1.000	5-6	.833	14	20	348/5.5	5	13-0	1	10	46	11.5	
Fisher, D	4-0	83:50	9-23	.391	7-15	.467	5-5	1.000	0	11	112/8.8	5	11-0	3	1	0	30	7.5
Lamb, J	4-0	86:42	9-34	.2														



DETROIT PISTONS

THE PALACE OF AUBURN HILLS
6 Championship Dr.
Auburn Hills, MI 48326 • 248-377-0100

Stan Van Gundy
Head Coach



DIRECTORY

Principal Owner: Tom Gores
President of Basketball Operations/Head Coach: Stan Van Gundy
General Manager: Jeff Bowser
Assistant Coaches: Bob Beyer, Brendan Malone, Malik Allen, Tim Hardaway, Charles Klask
Director of Sports Medicina/Head Athletic Trainer: Jon Ishop
Vice President, Public Relations: Kevin Grigg
Director, Public Relations: Cletus Lewis
Public Relations Coordinator: Michelle Fikany
Public Relations Coordinator: Michael Horan

2014-15 VS. PISTONS (ALL TIMES CENTRAL)				
11/14/14	Friday	at Oklahoma City	7:00 p.m.	
12/7/14	Sunday	at Detroit	5:00 p.m.	

2013-14 VS. PISTONS				
Date	Site	W/L	Score	
11/8/13	Detroit	W	119-110	
4/16/14	OKC	W	112-111	

THUNDER VS. PISTONS ALL-TIME

YEAR	TOTAL	YEAR	TOTAL
1967-68	1-6	1991-92	1-1
1968-69	2-4	1992-93	2-0
1969-70	3-3	1993-94	1-1
1970-71	1-3	1994-95	2-0
1971-72	4-0	1995-96	1-1
1972-73	4-2	1996-97	1-1
1973-74	1-5	1997-98	2-0
1974-75	2-2	1998-99	0-1
1975-76	2-3	1999-00	0-2
1976-77	3-1	2000-01	0-2
1977-78	3-1	2001-02	1-1
1978-79	3-0	2002-03	1-1
1979-80	2-0	2003-04	1-1
1980-81	2-0	2004-05	1-1
1981-82	1-1	2005-06	0-2
1982-83	2-0	2006-07	0-2
1983-84	1-1	2007-08	0-2
1984-85	1-1	2008-09	1-1
1985-86	0-2	2009-10	2-0
1986-87	0-2	2010-11	2-0
1987-88	1-1	2011-12	1-0
1988-89	0-2	2012-13	2-0
1989-90	1-1	2013-14	2-0
1990-91	1-1	Totals	65-62

GENERAL INFORMATION

Home Court: The Palace of Auburn Hills (21,165)
Radio: Detroit Sports 105.1 FM
George Blaha, Mark Champion, Rick Mahorn
Television: FS Detroit
George Blaha, Greg Kelsner
Team Colors: Red, White, and Blue

LARGEST WINNING MARGIN

OKC:	40	3/12/95	at Detroit	134-94
Detroit:	31	10/26/70	at Detroit	111-142

CURRENT STREAKS VS. PISTONS

SITE	LAST WIN	SCORE	LAST LOSS	SCORE	STREAK
At Home	4/16/14	112-111	11/11/07	103-107	Won 6
At Detroit	11/8/13	119-110	12/26/08	88-90	Won 4
Overall	4/16/14	112-111	12/26/08	88-90	Won 10

2013-2014 SEASON SERIES (2-0) OKLAHOMA CITY THUNDER VS. DETROIT

PLAYER	G-GS	MIN	FG-FGA	PCT	3FG-FGA	PCT	FT-FTA	PCT	OFF	DEF	TOT/AVG	AST	PF-DQ	STL	TO	BLK	PTS	AVG
Durant, K	3-3	129:10	31-63	.492	7-17	.412	30-34	.882	2	22	248.0	19	9-0	2	14	3	99	33.0
Westbrook, R	2-2	77:42	23-45	.511	4-10	.400	15-20	.750	2	8	105.0	12	5-0	8	6	0	65	32.5
Ibaka, S	3-3	123:48	23-36	.639	0-1	.000	20-24	.833	12	22	3411.3	2	9-0	1	7	7	66	22.0
Jackson, R	1-1	78:48	14-32	.438	2-7	.286	4-4	1.000	1	6	93.0	10	3-0	3	7	0	34	11.3
Lamb, J	3-0	71:31	11-25	.440	7-15	.467	0-0	.000	0	6	62.0	4	5-0	0	2	29	9.7	
Sefolosha, T	3-3	95:48	6-16	.375	4-7	.571	4-5	.800	5	14	196.3	2	3-0	3	5	1	20	6.7
Perkins, K	2-2	36:20	4-7	.571	0-0	.000	2-4	.500	2	13	157.5	2	4-0	3	1	10	5.0	
Adams, S	3-1	39:23	6-8	.750	0-0	.000	2-4	.500	7	5	124.0	1	11-1	1	2	1	14	4.7
Fisher, D	2-0	20:27	2-7	.286	0-2	.000	3-4	.750	1	1	21.0	1	4-0	2	0	0	7	3.5
Collinson, N	3-0	53:05	3-11	.273	0-2	.000	3-4	.750	4	4	82.7	5	8-0	1	3	1	9	3.0
Jones, P	2-0	14:50	1-3	.333	0-1	.000	0-0	.000	0	2	21.0	1	2-0	0	0	0	2	1.0
Thabeet, H	1-0	4:07	0-0	.000	0-0	.000	0-0	.000	0	1	11.0	0	2-0	0	1	0	0	0.0
Gomes, R	0-0	0:00	0-0	.000	0-0	.000	0-0	.000	0	0	0.0	0	0-0	0	0	0	0	0.0
Roberson, A	0-0	0:00	0-0	.000	0-0	.000	0-0	.000	0	0	0.0	0	0-0	0	0	0	0	0.0
Ivey, R	0-0	0:00	0-0	.000	0-0	.000	0-0	.000	0	0	0.0	0	0-0	0	0	0	0	0.0
THUNDER	3-15	745:00	124-253	.490	24-62	.387	83-103	.806	36	106	17056.7	59	65-4	25	49	16	355	118.3
PISTONS	2-10	480:00	81-174	.466	19-50	.380	40-58	.690	31	60	11059.5	45	44-0	19	28	16	231	115.5

2013-2014 SEASON SERIES (0-2) DETROIT PISTONS VS. OKLAHOMA CITY THUNDER

PLAYER	G-GS	MIN	FG-FGA	PCT	3FG-FGA	PCT	FT-FTA	PCT	OFF	DEF	TOT/AVG	AST	PF-DQ	STL	TO	BLK	PTS	AVG
Smith, J	1-1	33:10	10-20	.500	3-7	.429	2-3	.667	1	7	88.0	2	6-1	1	2	1	25	25.0
Monroe, G	2-2	76:44	17-32	.531	0-0	.000	8-14	.571	12	11	2311.5	12	5-0	3	6	4	42	21.0
Stuckey, R	1-0	23:06	5-7	.714	2-2	1.000	5-7	.714	2	0	22.0	3	1-0	0	2	0	17	17.0
Caldwell-Pope, K	2-1	50:13	11-21	.524	5-7	.714	3-5	.600	3	3	63.0	0	6-0	2	1	30	15.0	
Jennings, B	2-2	59:27	9-26	.346	4-15	.267	6-9	.667	0	9	94.5	18	7-0	4	11	0	28	14.0
Drummond, A	2-2	50:35	11-19	.579	0-0	.000	4-8	.500	10	6	168.0	0	10-1	3	1	3	26	13.0
Singler, K	2-1	61:04	8-18	.444	3-8	.375	6-6	1.000	1	1	21.0	3	1-0	1	0	0	25	12.5
Bynum, W	0-0	12:35	2-7	.286	0-0	.000	4-4	1.000	0	1	11.0	0	1-0	0	0	0	8	8.0
Dilorme, G	2-0	21:22	3-8	.375	0-3	.000	2-2	1.000	1	5	63.0	0	4-0	0	0	1	8	4.0
Siva, P	1-0	18:22	2-4	.500	0-1	.000	0-0	.000	0	0	0.0	0	2-0	0	1	0	4	4.0
Billups, C	1-1	28:22	1-6	.167	1-5	.200	0-0	.000	0	5	55.0	2	1-0	2	3	0	3	3.0
Jerebko, J	2-0	28:54	2-5	.400	1-2	.500	0-0	.000	1	3	42.0	0	2-0	2	0	0	5	2.5
Mitchell, T	1-0	6:06	0-1	.000	0-0	.000	0-0	.000	0	1	11.0	0	0-0	1	0	0	0	0.0
Harrington, J	0-0	0:00	0-0	.000	0-0	.000	0-0	.000	0	0	0.0	0	0-0	0	0	0	0	0.0
Villanueva, C	0-0	0:00	0-0	.000	0-0	.000	0-0	.000	0	0	0.0	0	0-0	0	0	0	0	0.0
PISTONS	2-10	480:00	81-174	.466	19-50	.380	40-58	.690	31	60	11059.5	45	44-0	19	28	16	231	115.5
THUNDER	2-10	480:00	75-168	.466	11-40	.275	70-85	.824	41	60	11059.5	45	44-0	19	28	16	231	115.5

GOLDEN STATE WARRIORS

1011 Broadway
Oakland, CA 94607 • 510-986-2200

Steve Kerr
Head Coach



DIRECTORY

Co-Executive Chairman & CEO: Joe Lacob
Co-Executive Chairman: Peter Guber
General Manager: Bob Myers
Head Coach: Steve Kerr
Associate Head Coach: Alvin Gentry
Assistant Coaches: Ron Adams, Luke Walton
Assistant Coach/Player Development: Jarron Collins, Bruce Fraser
Head Athletic Trainer: JoHan Wang
Vice President, Communications: Raymond Ridder
Senior Director, Public Relations: Dan Martinez
Manager, Public Relations: Brett Winkler
Assistant, Public Relations: Matt de Nesnera

2014-15 VS. WARRIORS (ALL TIMES CENTRAL)				
11/23/14	Sunday	at Oklahoma City	6:00 p.m.	
12/18/14	Thursday	at Golden State	9:30 p.m.	
1/5/15	Monday	at Golden State	9:30 p.m.	
1/16/15	Friday	at Oklahoma City	7:00 p.m.	

2013-14 VS. WARRIORS				
Date	Site	W/L	Score	
11/14/13	Golden State	L	115-116	
11/29/13	OKC	W	113-112 (OT)	
1/17/14	OKC	W	127-121	

THUNDER VS. WARRIORS ALL-TIME

YEAR	TOTAL	YEAR	TOTAL
1967-68	1-7	1992-93	4-1
1968-69	3-4	1993-94	4-1
1969-70	4-3	1994-95	4-1
1970-71	3-3	1995-96	4-0
1971-72	2-4	1996-97	4-0
1972-73	3-4	1997-98	3-1
1973-74	3-3	1998-99	2-1
1974-75	3-4	1999-00	4-0
1975-76	3-4	2000-01	4-0
1976-77	3-1	2001-02	4-0
1977-78	2-2	2002-03	2-2
1978-79	1-3	2003-04	1-3
1979-80	6-0	2004-05	2-2
1980-81	3-3	2005-06	1-2
1981-82	5-1	2006-07	1-3
1982-83	3-3	2007-08	1-2
1983-84	2-4	2008-09	2-2
1984-85	3-3	2009-10	3-1
1985-86	4-2	2010-11	2-1
1986-87	2-2	2011-12	3-0
1987-88	5-1	2012-13	3-1
1988-89	4-2	2013-14	2-1
1989-90	3-2	Totals	134-98
1990-91	1-3	vs. San Fran.	11-17
1991-92	2-3	vs. G.S.	123-81

GENERAL INFORMATION

Home Court: ORACLE Arena (19,596)
Radio: KNBR (680/1050 AM)
Tim Royce, Tom Tolbert
Television: Comcast SportsNet Bay Area
Bob Fitzgerald, Jim Barnett
Team Colors: Warriors Royal Blue, California Golden Yellow

LARGEST WINNING MARGIN

OKC:	45	2/14/71	at Seattle	146-101
Golden State:	36	3/15/75	at Golden State	84-120

CURRENT STREAKS VS. WARRIORS

SITE	LAST WIN	SCORE	LAST LOSS	SCORE	STREAK
At Home	1/17/14	127-121	12/8/08	102-112	Won 10
At Golden State	4/11/13	116-97	11/14/13	115-116	Lost 1
Overall	1/17/14	127-121	11/14/13	115-116	Won 1

2013-2014 SEASON SERIES (2-1) OKLAHOMA CITY THUNDER VS. GOLDEN STATE

PLAYER	G-GS	MIN	FG-FGA	PCT	3FG-FGA	PCT	FT-FTA	PCT	OFF	DEF	TOT/AVG	AST	PF-DQ	STL	TO	BLK	PTS	AVG
Durant, K	3-3	129:10	31-63	.492	7-17	.412	30-34	.882	2	22	248.0	19	9-0	2	14	3	99	33.0
Westbrook, R	2-2	77:42	23-45	.511	4-10	.400	15-20	.750	2	8	105.0	12	5-0	8	6	0	65	32.5
Ibaka, S	3-3	123:48	23-36	.639	0-1	.000	20-24	.833	12	22	3411.3	2	9-0	1	7	7	66	22.0
Jackson, R	1-1	78:48	14-32	.438	2-7	.286	4-4</											



HOUSTON ROCKETS

TOYOTA CENTER
1510 Polk Street
Houston, TX 77002 • 713-758-7200

Kevin McHale
Head Coach



DIRECTORY

Owner: Leslie Alexander
General Manager: Daryl Morey
Head Coach: Kevin McHale
Assistant Coaches: J.B. Bickerstaff, Chris Finch, Greg Buckner
VP of Basketball Operations/Athletic Trainer: Keith Jones
Director of Media & Player Relations: Tracey Hughes
Media Relations Manager: Brian Travis
Media Relations Coordinator: Jenny Zehentner

2014-15 VS. ROCKETS (ALL TIMES CENTRAL)

11/16/14	Sunday	at Oklahoma City	6:00 p.m.
1/15/15	Thursday	at Houston	7:00 p.m.
4/5/15	Sunday	at Oklahoma City	12:00 p.m.

2013-14 VS. ROCKETS

Date	Site	W/L	Score
12/29/13	OKC	W	117-86
1/16/14	Houston	W	104-92
3/11/14	OKC	W	106-98
4/4/14	Houston	L	111-107

THUNDER VS. ROCKETS ALL-TIME

YEAR	TOTAL	YEAR	TOTAL
1967-68	5-3	1992-93	3-1
1968-69	3-3	1993-94	2-2
1969-70	2-4	1994-95	4-0
1970-71	1-5	1995-96	4-0
1971-72	3-3	1996-97	1-3
1972-73	2-2	1997-98	3-1
1973-74	3-1	1998-99	1-2
1974-75	3-1	1999-00	3-1
1975-76	2-2	2000-01	2-2
1976-77	1-3	2001-02	2-2
1977-78	4-0	2002-03	2-2
1978-79	2-2	2003-04	3-1
1979-80	1-1	2004-05	1-3
1980-81	1-4	2005-06	1-3
1981-82	3-2	2006-07	0-3
1982-83	4-1	2007-08	0-4
1983-84	2-3	2008-09	0-3
1984-85	2-3	2009-10	1-3
1985-86	2-3	2010-11	3-1
1986-87	4-1	2011-12	2-2
1987-88	2-3	2012-13	2-1
1988-89	2-2	2013-14	3-1
1989-90	2-2	Totals	104-92
1990-91	2-2	vs. San Diego	11-17
1991-92	3-1	vs. Houston	93-75

GENERAL INFORMATION

Home Court: Toyota Center (18,055)
Radio: KMBE SportsTalk (790 AM)
Craig Ackerman, Joel Blank
Spanish Radio: KEYH (850 AM)
Adrian Chavarria
Television: Comcast SportsNet Houston
Bill Worrell, Clyde Drexler, Matt Bullard
Team Colors: Red, White, and Silver

LARGEST WINNING MARGIN

OKC:	56	12/6/86	at Houston	136-80
Houston:	40	4/13/97	at Houston	73-113

CURRENT STREAKS VS. ROCKETS

SITE	LAST WIN	SCORE	LAST LOSS	SCORE	STREAK
At Home	3/11/14	106-98	3/13/12	103-104	Won 3
At Houston	1/16/14	104-92	4/4/14	107-111	Lost 1
Overall	3/11/14	106-98	4/4/14	107-111	Lost 1

2013-2014 SEASON SERIES (3-1) OKLAHOMA CITY VS. HOUSTON

PLAYER	G-GS	MIN	FG-FGA	PCT	3FG-FGA	PCT	FT-FTA	PCT	OFF	DEF	TOT/AVG	AST	PF-DQ	STL	TO	BLK	PTS	AVG
Durant, K	4-4	166:51	38-79	.481	13-27	.481	50-57	.877	2	33	35/8.8	22	9-0	1	18	2	139	34.8
Westbrook, R	1-1	30:08	6-14	.429	1-4	.250	11-14	.786	0	4	4/4.0	7	2-0	2	0	0	28	24.0
Ibaka, S	4-4	136:39	31-55	.564	3-7	.429	3-4	.75	15	30	45/11.3	7	15-0	2	8	17	68	17.0
Jackson, R	4-3	116:55	29-53	.547	5-19	.263	2-2	1.000	2	11	13/3.3	20	7-0	8	4	0	65	16.3
Butler, C	2-0	63:52	8-20	.400	6-12	.500	2-2	1.000	0	9	9/4.5	2	7-0	0	1	0	24	12.0
Lamb, J	4-0	73:35	15-29	.517	6-14	.429	3-3	1.000	0	8	8/2.0	6	7-0	2	5	1	39	9.8
Sefolosha, T	2-2	58:01	7-16	.438	1-8	.125	3-3	1.000	1	7	8/4.0	3	2-0	2	0	0	18	9.0
Fisher, D	4-0	81:57	4-18	.222	4-10	.400	3-4	.750	0	4	4/1.0	9	9-0	4	0	0	16	3.8
Adams, S	4-2	52:59	6-11	.545	0-0	.000	3-4	.750	4	11	15/3.8	3	10-1	0	4	2	15	3.8
Perkins, K	2-2	48:54	3-6	.500	0-0	.000	0-0	.000	2	15	17/8.5	2	9-0	3	2	2	6	3.0
Collison, N	4-0	49:08	5-12	.417	1-1	1.000	0-0	.000	3	9	12/3.0	5	7-0	0	3	1	11	2.8
Jones, P	3-1	48:15	4-10	.400	0-3	.000	0-2	.000	2	10	12/4.0	0	7-0	0	0	1	8	2.7
Gomes, R	1-0	6:16	1-2	.500	0-0	.000	0-0	.000	0	1	1/1.0	0	0-0	0	0	0	2	2.0
Roberson, A	2-0	20:51	0-0	.000	0-2	.000	0-0	.000	1	5	6/3.0	2	5-0	1	1	0	0	0.0
Thabeet, H	2-0	9:39	0-0	.000	0-0	.000	0-0	.000	0	1	1/0.5	0	3-0	0	1	1	0	0.0
Williams, R	0-0	0:00	0-0	.000	0-0	.000	0-0	.000	0	0	0/0.0	0	0-0	0	0	0	0	0.0
Ivey, R	0-0	0:00	0-0	.000	0-0	.000	0-0	.000	0	0	0/0.0	0	0-0	0	0	0	0	0.0
THUNDER	4-20	960:00	157-329	.477	40-107	.374	80-95	.842	32	158	214/53.5	88	99-1	27	56	28	434	108.5
ROCKETS	4-20	960:00	130-324	.401	41-118	.347	86-123	.699	38	132	204/51.0	67	77-2	23	52	16	387	96.8

2013-2014 SEASON SERIES (1-3) HOUSTON ROCKETS VS. OKLAHOMA CITY

PLAYER	G-GS	MIN	FG-FGA	PCT	3FG-FGA	PCT	FT-FTA	PCT	OFF	DEF	TOT	AST	PF-DQ	STL	TO	BLK	PTS	AVG
Harden, J	4-4	156:41	26-68	.382	9-26	.346	30-35	.857	2	25	27/6.8	27	6-0	3	13	2	91	22.8
Parsons, C	4-4	163:16	20-59	.339	11-31	.355	20-24	.833	3	15	18/4.5	10	12-0	5	7	0	71	17.8
Brooks, A	2-0	47:18	9-22	.409	6-14	.429	4-4	1.000	2	1	3/1.5	5	4-0	2	2	1	28	14.0
Jones, T	4-4	116:08	18-36	.500	0-0	.000	6-9	.667	8	28	36/9.0	5	6-0	5	6	4	10.5	
Howard, D	3-3	88:00	13-38	.342	0-0	.000	3-15	.200	7	20	27/9.0	3	12-0	1	6	5	29	9.7
Asik, O	2-1	48:00	5-9	.556	0-0	.000	6-8	.750	5	12	17/8.5	2	3-0	0	2	0	16	8.0
Casspi, O	2-0	36:49	6-12	.500	1-5	.200	2-4	.500	3	4	7/3.5	0	2-0	1	2	0	15	7.5
Lin, J	4-3	110:17	10-34	.294	2-13	.154	6-8	.750	3	7	10/2.5	8	4-0	1	8	1	28	7.0
Garca, F	4-0	74:38	10-17	.588	7-12	.583	1-4	.250	1	9	5/1.3	3	14-0	3	2	1	28	7.0
Motiejunas, D	4-0	53:12	9-15	.600	3-5	.600	3-6	.500	3	8	11/2.8	0	6-0	0	1	0	24	6.0
Canaan, I	2-0	25:29	3-8	.375	2-5	.400	2-2	1.000	0	2	2/1.0	0	2-0	0	2	0	10	5.0
Hamilton, J	1-0	9:14	0-2	.000	0-0	.000	3-4	.750	0	3	3/3.0	0	1-0	0	0	0	3	3.0
Beverly, P	1-1	24:42	1-4	.250	0-0	.000	0-0	.000	1	1	2/2.0	3	5-0	2	0	0	2	2.0
Brewer, R	1-0	6:16	0-0	.000	0-0	.000	0-0	.000	0	0	0/0.0	0	0-0	0	0	0	0	0.0
Smith, G	0-0	0:00	0-0	.000	0-0	.000	0-0	.000	0	0	0/0.0	0	0-0	0	0	0	0	0.0
ROCKETS	4-20	960:00	130-324	.401	41-118	.347	86-123	.699	38	132	204/51.0	67	77-2	23	52	16	387	96.8
THUNDER	4-20	960:00	157-329	.477	40-107	.374	80-95	.842	32	158	214/53.5	88	99-1	27	56	28	434	108.5



INDIANA PACERS

BANKERS LIFE FIELDHOUSE
125 S. Pennsylvania St.
Indianapolis, IN 46204 • 317-917-2500

Frank Vogel
Head Coach



DIRECTORY

Owner, Chairman & CEO: Herbert Simon
President of Basketball Operations: Larry Bird
Head Coach: Frank Vogel
Associate Head Coach: Nate McMillan
Assistant Coaches: Dan Burke, Popeye Jones
Head Athletic Trainer/Team Administrator: Josh Corbeil
Director/Indiana Pacers Media Relations: David Benner
Senior Public Information Manager: Krissy Myers
Media Relations Assistant: Wes Kaminski

2014-15 VS. PACERS (ALL TIMES CENTRAL)

2/24/15	Tuesday	at Oklahoma City	7:00 p.m.
4/12/15	Sunday	at Indiana	5:00 p.m.

2013-14 VS. PACERS

Date	Site	W/L	Score
12/8/13	OKC	W	118-94
4/13/14	Indiana	L	97-102

THUNDER VS. PACERS ALL-TIME

YEAR	TOTAL	YEAR	TOTAL
1976-77	2-2	1996-97	1-1
1977-78	3-1	1997-98	2-0
1978-79	4-0	1998-99	Did Not Play
1979-80	2-0	1999-00	1-1
1980-81	2-0	2000-01	1-1
1981-82	1-1	2001-02	2-0
1982-83	1-1	2002-03	0-2
1983-84	1-1	2003-04	0-2
1984-85	2-0	2004-05	2-0
1985-86	0-2	2005-06	1-1
1986-87	1-1	2006-07	2-0
1987-88	1-1	2007-08	1-1
1988-89	1-1	2008-09	0-2
1989-90	1-1	2009-10	1-1
1990-91	1-1	2010-11	2-0
1991-92	2-0	2011-12	0-1
1992-93	0-2	2012-13	2-0
1993-94	1-1	2013-14	1-1
1994-95	1-1	Totals	46-33
1995-96	0-2		

GENERAL INFORMATION

Home Court: Bankers Life Fieldhouse (18,165)
Radio: 1070 The Fan
Mark Boyle, Bob Leonard
Television: FSN Indiana
Quinn Buckner, Chris Denari, TBD
Team Colors: Navy Blue, Gold

LARGEST WINNING MARGIN

OKC:	24	12/8/13	at OKC	118-94
Indiana:	30	10/26/77	at Indiana	120-90

CURRENT STREAKS VS. PACERS

SITE	LAST WIN	SCORE	LAST LOSS	SCORE	STREAK
At Home	12/8/13	118-94	4/5/09	99-117	Won 4
At Indiana	4/13/14	97-75	4/13/14	97-102	Lost 1
Overall	12/8/13	118-94	4/13/14	97-102	Lost 1

2013-2014 SEASON SERIES (1-1) OKLAHOMA CITY THUNDER VS. INDIANA PACERS

PLAYER	G-GS	MIN	FG-FGA	PCT	3FG-FGA	PCT	FT-FTA	PCT	OFF	DEF	TOT/AVG	AST	PF-DQ	STL	TO	BLK	PTS	AVG
Durant, K	2-2	76:53	27-50	.540	4-14	.286	16-16	1.000	2	12	14/7.0	6	2-0	2	4	0	74	37.0
Westbrook, R	2-2	65:01	18-40	.450	4-16	.250	7-8	.875	5	11	16/8.0	20	4-0	2	9	0	47	23.5
Butler, C	1-0	30:08	6-10</															



LOS ANGELES CLIPPERS

LOS ANGELES CLIPPERS TRAINING CENTER

6951 S. Centinela Ave.

Playa Vista, CA 90094 • (310) 862-6000

Glenn "Doc" Rivers
Head Coach



DIRECTORY

Owner: Steve Ballmer

President, Basketball Operations & Head Coach:

Glenn "Doc" Rivers

General Manager: Dave Wohl

Assistant Coaches: Mike Woodson, Sam Cassell,

Armond Hill, Brendan O'Connor

Head Athletic Trainer: Jasen Powell

Vice President, Communications: Seth Burton

Director, Communications: Dennis Rogers

Assistant Director, Communications: Ta'Nisha Cooper

Assistant Director, Communications: Steven Esparza

Communications Assistant: Aubrey Freckman

2014-15 VS. CLIPPERS (ALL TIMES CENTRAL)

10/30/14	Thursday	at Los Angeles	9:30 p.m.
2/8/15	Sunday	at Oklahoma City	12:00 p.m.
3/11/15	Wednesday	at Oklahoma City	7:00 p.m.

2013-14 VS. CLIPPERS

Date	Site	W/L	Score
11/13/13	L.A.	L	103-111
11/21/13	OKC	W	105-91
2/23/14	OKC	L	117-125
4/9/14	L.A.	W	107-101

THUNDER VS. CLIPPERS ALL-TIME

YEAR	TOTAL	YEAR	TOTAL
1970-71	3-1	1994-95	5-0
1971-72	4-0	1995-96	4-0
1972-73	2-2	1996-97	3-1
1973-74	2-2	1997-98	4-0
1974-75	1-3	1998-99	3-0
1975-76	2-2	1999-00	3-1
1976-77	1-3	2000-01	4-0
1977-78	3-1	2001-02	3-1
1978-79	2-2	2002-03	3-1
1979-80	3-3	2003-04	4-0
1980-81	1-5	2004-05	1-2
1981-82	5-1	2005-06	1-3
1982-83	6-0	2006-07	2-2
1983-84	3-3	2007-08	1-2
1984-85	4-2	2008-09	1-3
1985-86	3-3	2009-10	2-1
1986-87	4-2	2010-11	2-2
1987-88	5-1	2011-12	1-3
1988-89	4-1	2012-13	3-0
1989-90	2-3	2013-14	2-2
1990-91	3-2	Totals	126-70
1991-92	3-2	vs. Buffalo	18-14
1992-93	4-1	vs. San Diego	20-14
1993-94	4-1	vs. L.A.	88-42

GENERAL INFORMATION

Home Court: STAPLES Center (19,060)

Radio: KFNB 980

Brian Sieman, Ralph Lawler, Michael Smith

Spanish Radio: ESPN Deportes (1330 AM)

Celso Gaspar

Television: Prime Ticket

Ralph Lawler, Michael Smith

Team Colors: Red, White, and Blue

LARGEST WINNING MARGIN

OKC:	50	12/2/88	at Seattle	154-104
L.A. Clippers:	30	11/3/04	at Los Angeles	84-114

CURRENT STREAKS VS. CLIPPERS

SITE	LAST WIN	SCORE	LAST LOSS	SCORE	STREAK
At Home	11/21/13	105-91	2/23/14	117-125	Lost 1
At L.A.	4/9/14	107-101	11/13/13	103-111	Won 1
Overall	4/9/14	107-101	2/23/14	117-125	Won 1

2013-2014 SEASON SERIES (2-2) OKLAHOMA CITY THUNDER VS. L.A. CLIPPERS

PLAYER	G-GS	MIN	FG-FGA	PCT	3FG-FGA	PCT	FT-FTA	PCT	OFF	DEF	TOT	AVG	AST	PF-DQ	STL	TO	BLK	PTS	AVG
Durant, K	4-4	167:13	41-93	.441	7-24	.292	41-49	.837	2	16	18/45	32	10-0	7	13	0	130	32.5	
Westbrook, R	4-4	124:07	27-68	.397	4-17	.235	16-22	.727	7	19	26/65	27	12-0	6	12	0	74	18.5	
Ibaka, S	4-4	115:51	29-44	.659	1-2	.500	6-7	.857	4	16	20/50	3	12-0	1	5	9	65	16.3	
Jackson, R	4-0	103:48	12-34	.353	4-11	.364	6-8	.750	1	13	14/35	13	8-0	1	9	1	34	8.5	
Sefolosha, T	4-4	104:00	9-22	.409	4-12	.333	5-5	1.000	2	10	12/30	7	12-0	11	5	1	27	6.8	
Perkins, K	2-2	41:40	6-9	.667	0-0	.000	0-0	.000	3	5	8/40	1	3-0	0	1	1	12	6.0	
Fisher, D	4-0	58:30	7-18	.389	5-10	.500	4-4	1.000	0	7	7/18	2	6-0	5	5	0	23	5.8	
Adams, S	4-2	80:49	7-12	.583	0-0	.000	7-13	.538	9	15	24/60	2	12-0	1	3	6	21	5.3	
Lamb, J	3-0	49:42	6-17	.353	1-7	.143	2-2	1.000	2	6	8/27	3	3-0	2	3	1	15	5.0	
Butler, C	1-0	19:53	2-5	.400	0-1	.000	0-0	.000	1	2	3/30	1	3-0	0	1	1	4	4.0	
Thabeet, H	1-0	14:27	2-4	.500	0-0	.000	0-1	.000	1	4	5/50	0	3-0	0	0	4	4.0		
Collison, N	4-0	63:27	6-7	.857	0-0	.000	3-5	.600	6	12	18/45	5	11-0	2	2	0	15	3.8	
Jones, P	3-0	8:46	2-3	.667	1-1	1.000	1-2	.500	0	2	2/07	0	0-0	0	1	1	6	2.0	
Gomes, R	1-0	5:58	1-1	1.000	0-0	.000	0-0	.000	0	0	0/00	0	4-0	0	1	0	2	2.0	
Roberson, A	1-0	1:49	0-0	.000	0-0	.000	0-0	.000	0	0	0/00	0	1-0	0	0	0	0	0.0	
THUNDER	4-20	960:00	157-337	.466	27-85	.318	91-118	.771	38	127	204/510	96	100-0	36	61	21	432	108.0	
CLIPPERS	4-20	960:00	155-345	.449	35-113	.310	83-122	.680	53	134	232/580	105	88-1	39	66	13	428	107.0	

2013-2014 SEASON SERIES (2-2) LOS ANGELES CLIPPERS VS. OKLAHOMA CITY THUNDER

PLAYER	G-GS	MIN	FG-FGA	PCT	3FG-FGA	PCT	FT-FTA	PCT	OFF	DEF	TOT	AVG	AST	PF-DQ	STL	TO	BLK	PTS	AVG
Griffin, B	4-4	150:19	37-75	.493	1-2	.500	24-34	.706	15	26	41/103	19	15-0	5	15	1	99	24.8	
Crawford, J	3-1	94:42	27-49	.551	1-2	.500	10-13	.769	1	6	7/23	10	4-0	3	10	1	74	24.7	
Paul, C	4-2	155:13	25-55	.455	7-21	.333	17-20	.850	2	23	25/63	48	9-0	5	10	1	74	18.5	
Jordan, D	4-4	137:32	18-28	.643	0-0	.000	11-27	.407	13	32	45/113	1	12-0	5	8	7	47	11.8	
Barnes, M	3-2	69:41	11-28	.393	7-16	.438	2-2	1.000	8	10	18/60	4	9-0	3	2	3	31	10.3	
Redick, J	3-3	79:58	9-31	.290	4-18	.222	5-5	1.000	0	8	8/27	10	6-0	4	4	0	27	9.0	
Turkoglu, H	1-0	11:51	3-7	.429	2-4	.500	1-2	.500	0	3	3/30	0	3-0	1	0	0	9	9.0	
Collison, D	4-0	81:45	10-30	.333	1-8	.125	6-7	.857	5	6	11/28	8	4-0	9	5	0	27	6.8	
Dudley, J	4-2	84:19	7-21	.333	2-10	.200	3-6	.500	4	3	7/18	3	9-0	3	5	0	19	4.8	
Davis, G	1-0	11:52	2-4	.500	0-0	.000	0-0	.000	2	4	6/60	0	2-0	1	1	0	4	4.0	
Hollins, R	3-0	26:00	4-4	1.000	0-0	.000	1-2	.500	2	4	6/20	0	8-1	0	2	1	9	3.0	
Bullock, R	4-0	47:07	2-11	.182	1-10	.100	2-2	1.000	1	5	6/15	1	6-0	1	2	0	7	1.8	
Mullens, B	2-0	9:45	0-2	.000	0-2	.000	0-0	.000	0	4	4/20	0	1-0	0	0	0	1	0.5	
Green, W	0-0	0:00	0-0	.000	0-0	.000	0-0	.000	0	0	0/00	0	0-0	0	0	0	0	0.0	
Jamison, A	0-0	0:00	0-0	.000	0-0	.000	0-0	.000	0	0	0/00	0	0-0	0	0	0	0	0.0	
CLIPPERS	4-20	960:00	155-345	.449	35-113	.310	83-122	.680	53	134	232/580	105	88-1	39	66	13	428	107.0	
THUNDER	4-20	960:00	157-337	.466	27-85	.318	91-118	.771	38	127	204/510	96	100-0	36	61	21	432	108.0	




LOS ANGELES LAKERS

555 N. Nash St.

El Segundo, CA 90245 • 310-426-6000

Byron Scott
Head Coach



DIRECTORY

President/Governor: Jeanie Buss

General Manager: Mitch Kupchak

Head Coach: Byron Scott

Assistant Coaches: Paul Pressey, Jim Eyen, Mark Madsen

Athletic Trainer: Gary Vitti

Vice President, Public Relations: John Black

Senior Manager, Public Relations: Alison Bogli

Manager, Public Relations: Calder Hynes

Coordinator, Public Relations: Daniel Ramirez

Assistant, Public Relations: Matt Fleer

2014-15 VS. LAKERS (ALL TIMES CENTRAL)

12/19/14	Thursday	at Los Angeles	9:30 p.m.
3/1/15	Sunday	at Los Angeles	2:30 p.m.
3/24/15	Tuesday	at Oklahoma City	7:00 p.m.

2013-14 VS. LAKERS

Date	Site	W/L	Score
12/13/13	OKC	W	122-97
2/13/14	L.A.	W	107-103
3/9/14	L.A.	L	110-114
3/13/14	OKC	W	131-102

THUNDER VS. LAKERS ALL-TIME

YEAR	TOTAL	YEAR	TOTAL
1967-68	4-4	1991-92	4-1
1968-69	1-5	1992-93	4-1
1969-70	0-6	1993-94	5-0
1970-71	2-4	1994-95	1-4
1971-72	1-5	1995-96	2-2
1972-73	0-6	1996-97	1-3
1973-74	3-4	1997-98	3-1
1974-75	6-2	1998-99	2-2
1975-76	3-3	1999-00	1-3
1976-77	1-3	2000-01	4-0
1977-78	3-1	2001-02	1-3
1978-79	2-2	2002-03	2-2
1979-80	2-4	2003-04	1-3
1980-81	0-6	2004-05	3-1
1981-82	2-4	2005-06	1-2
1982-83	1-5	2006-07	1-3
1983-84	3-3	2007-08	0-4
1984-85	3-3	2008-09	0-3
1985-86	2-4	2009-10	1-3
1986-87	2-4	2010-11	1-2
1987-88	2-4	2011-12	2-1
1988-89	2-4	2012-13	3-1
1989-90	0-4	2013-14	3-1
1990-91	2-3	Totals	93-139

GENERAL INFORMATION

Home Court: STAPLES Center (18,997)

Radio: ESPNLA Radio (710 AM)

John Ireland, Mychal Thompson

Spanish Radio: ESPN Deportes (1330 AM)

Television: Time Warner Cable Sportsnet

Bill McDonald, Stu Lantz

Spanish Television: Time Warner Cable Deportes

Adrian Garcia Marquez, Francisco Pinto


Team Colors: Purple and Gold



MEMPHIS GRIZZLIES

FEDEXFORUM
191 Beale Street
Memphis, TN 38103 • 901-205-1234

Dave Joergler
Head Coach



DIRECTORY

Controlling Owner: Robert J. Pera
General Manager: Chris Wallace
Head Coach: Dave Joergler
Assistant Coaches: Elston Turner, Jeff Bzdelik, Bob Thornton, Shawn Respert, Duane Ticknor
Head Athletic Trainer and VP of Player Care: Drew Graham
Director, Communications and Publications: Jason Wallace
Senior Coordinator, Communications and Publications: Ross Wooden
Coordinator, Communications and Publications: Kerri Harper

2014-15 VS. GRIZZLIES (ALL TIMES CENTRAL)				
11/7/14	Friday	at Oklahoma City	7:00 p.m.	
1/31/15	Saturday	at Memphis	7:00 p.m.	
2/11/15	Wednesday	at Oklahoma City	7:00 p.m.	
4/3/15	Friday	at Memphis	7:00 p.m.	

2013-14 VS. GRIZZLIES				
Date	Site	W/L	Score	
12/11/13	Memphis	W	116-110	
1/14/14	Memphis	L	87-90	
2/3/14	OKC	W	86-77	
2/28/14	OKC	W	113-107	

GENERAL INFORMATION

Home Court: FedExForum (18,119)
Radio: WMFS (92.9 FM ESPN/680 AM)
Eric Hasseltine, Hank McDowell, Elliot Perry
Television: Sport South
Pete Pranic, Sean Tuohy, Brevin Knight, Rob Fischer
Team Colors: Memphis Midnight, Beale Street Blue, Smoke Blue, and Grizzlies Gold

LARGEST WINNING MARGIN

OKC:	40	4/3/98	at Vancouver	138-98
Memphis:	25	3/8/06	at Seattle	74-99
	25	11/8/05	at Memphis	69-94

THUNDER VS. GRIZZLIES ALL-TIME

YEAR	TOTAL	YEAR	TOTAL
1995-96	3-1	2006-07	2-1
1996-97	4-0	2007-08	1-3
1997-98	4-0	2008-09	3-1
1998-99	2-1	2009-10	2-1
1999-00	4-0	2010-11	1-3
2000-01	3-1	2011-12	3-1
2001-02	4-0	2012-13	1-2
2002-03	3-1	2013-14	3-1
2003-04	3-1	Totals	50-21
2004-05	3-0	vs. Vancouver	20-3
2005-06	1-3	vs. Memphis	30-18

CURRENT STREAKS VS. GRIZZLIES

SITE	LAST WIN	SCORE	LAST LOSS	SCORE	STREAK
At Home	2/28/14	113-107	11/14/12	97-107	Won 2
At Memphis	12/11/13	116-110	1/14/14	110-114	Lost 1
Overall	2/28/14	113-107	1/14/14	110-114	Won 2

2013-2014 SEASON SERIES (1-3) OKLAHOMA CITY THUNDER VS. MEMPHIS

PLAYER	G-GS	MIN	FG-FGA	PCT	3FG-FGA	PCT	FT-FTA	PCT	OFF DEF TOT/AVG	AST	PF-DQ	STL	TO	BLK	PTS	AVG	
Durant, K	4-4	157-54	44-85	.518	6-20	.300	29-34	.853	3 21	24-6.0	20	2-0	6	17	3	123	30.8
Westbrook, R	2-2	56-53	14-24	.583	3-7	.429	17-18	.944	1 7	8-4.0	15	2-0	5	4	0	48	24.0
Ibaka, S	4-4	132-23	28-55	.509	1-4	.250	3-3	1.000	9 28	37-9.3	5	14-0	1	8	10	60	15.0
Jackson, R	4-2	129-30	23-51	.451	6-15	.400	8-8	1.000	3 10	13-3.3	10	8-0	3	12	0	60	15.0
Lamb, J	4-0	80-04	13-29	.448	4-12	.333	4-6	.667	2 9	11-2.8	3	9-0	1	5	0	34	8.5
Adams, S	4-1	84-41	5-12	.417	0-0	.000	8-14	.571	13 11	24-6.0	1	16-0	3	5	6	18	4.5
Fisher, D	4-0	65-53	5-14	.357	5-11	.455	3-4	.750	0 2	2.0	4	5-0	3	2	0	18	4.5
Roberson, A	2-1	19-26	2-3	.667	1-1	1.000	2-2	1.000	2 3	5-2.5	0	4-0	1	3	0	7	3.5
Jones, P	3-0	39-55	3-9	.333	1-3	.333	3-6	.500	1 4	5-1.7	0	0-0	2	1	0	10	3.3
Sefolosha, T	3-2	53-57	3-10	.300	1-5	.200	2-3	.667	1 4	5-1.7	3	3-0	3	0	9	3.0	3.0
Collison, N	4-0	61-02	3-7	.429	0-1	.000	4-6	.667	5 12	17-4.3	5	7-0	0	3	4	10	2.5
Perkins, K	3-3	56-00	1-4	.250	0-0	.000	1-2	.500	3 11	14-4.7	3	12-0	1	6	3	3	1.0
Thabeet, H	2-0	22-23	1-2	.500	0-0	.000	0-2	.000	2 3	5-2.5	0	4-0	1	1	1	2	1.0
Gomes, R	0-0	0-0	0-0	.000	0-0	.000	0-0	.000	0 0	0-0.0	0	0-0	0	0	0	0	0.0
THUNDER	4-20	960-00	145-305	.475	28-79	.354	84-108	.778	45 125	203-50.8	69	92-0	30	70	27	402	100.5
GRIZZLIES	4-20	960-00	139-322	.432	22-61	.361	74-96	.771	40 104	186-46.5	84	89-1	38	55	11	374	93.5

2013-2014 SEASON SERIES (1-3) MEMPHIS GRIZZLIES VS. OKLAHOMA CITY

PLAYER	G-GS	MIN	FG-FGA	PCT	3FG-FGA	PCT	FT-FTA	PCT	OFF DEF TOT/AVG	AST	PF-DQ	STL	TO	BLK	PTS	AVG	
Randolph, Z	4-4	133-29	23-62	.371	0-0	.000	20-30	.667	14 30	44/11.0	7	9-0	5	8	1	66	16.5
Lee, C	3-3	106-02	15-32	.469	5-12	.417	10-11	.909	1 6	7-2.3	25	4-0	3	9	0	45	15.0
Konley, M	3-3	98-22	15-41	.366	5-15	.333	10-10	1.000	1 6	7-2.3	25	4-0	3	9	0	45	15.0
Gasol, M	3-3	95-03	15-28	.536	0-0	.000	12-17	.706	0 10	10-3.3	5	6-0	1	4	1	42	14.0
Bayless, J	1-1	19-35	5-10	.500	0-2	.000	1-2	.500	0 0	0-0.0	0	3-0	0	0	0	11	11.0
Miller, M	4-0	83-03	14-27	.519	7-12	.583	4-5	.800	4 5	9-2.3	5	4-0	2	2	0	39	9.8
Leuer, J	2-0	34-56	5-15	.333	2-3	.667	5-5	1.000	1 6	7-3.5	2	5-0	2	2	2	17	8.5
Johnson, J	3-0	65-47	10-21	.476	1-6	.167	2-2	1.000	3 7	10-3.3	10	7-0	4	3	4	23	7.7
Kovacs, K	4-1	63-26	10-21	.476	0-0	.000	8-10	.800	7 9	16-4.0	1	14-1	2	5	2	28	7.0
Aller, T	1-0	17-25	3-3	1.000	0-0	.000	0-0	.000	1 2	3-3.0	3	5-0	1	1	0	6	6.0
Prince, T	4-4	117-14	10-29	.345	2-5	.400	0-2	.000	2 7	9-2.3	12	4-0	6	1	0	22	5.5
Calathes, N	4-1	77-03	8-20	.400	0-5	.000	0-0	.000	2 6	8-2.0	10	8-0	6	5	0	16	4.0
Davis, E	2-0	28-18	4-7	.571	0-0	.000	0-0	.000	2 5	7-3.5	2	5-0	0	2	0	8	4.0
Franklin, J	2-0	20-17	2-7	.333	0-1	.000	2-2	1.000	0 1	1-0.5	0	6-0	2	3	0	6	3.0
Pondexter, Q	0-0	0-00	0-0	.000	0-0	.000	0-0	.000	0 0	0-0.0	0	0-0	0	0	0	0	0.0
GRIZZLIES	4-20	960-00	139-322	.432	22-61	.361	74-96	.771	40 104	186-46.5	84	89-1	38	55	11	374	93.5
THUNDER	4-20	960-00	145-305	.475	28-79	.354	84-108	.778	45 125	203-50.8	69	92-0	30	70	27	402	100.5



MIAMI HEAT

AMERICAN AIRLINES ARENA
601 Biscayne Blvd.
Miami, FL 33132 • 786-777-4328

Erik Spoelstra
Head Coach



DIRECTORY

Managing General Partner: Micky Arison
President: Pat Riley
Head Coach: Erik Spoelstra
Assistant Head Coach: David Fizdale
Assistant Coaches: Juwan Howard, Keith Smart, Dan Craig, Chris Quinn
Head Athletic Trainer: Jay Sabol
Vice President, Sports Media Relations: Tim Donovan
Senior Director, Sports Media Relations: Rob Wilson
Director, Sports Media Relations: Michael Lissack
Manager, Sports Media Relations: Nick Maiorana

2014-15 VS. HEAT (ALL TIMES CENTRAL)				
1/20/15	Tuesday	at Miami	6:30 p.m.	
3/22/15	Sunday	at Oklahoma City	2:00 p.m.	

2013-14 VS. HEAT

Date	Site	W/L	Score
1/29/14	Miami	W	112-95
2/20/14	OKC	L	81-103

GENERAL INFORMATION

Home Court: American Airlines Arena (19,600)
Radio: The Ticket (104.3 FM)
Mike Inglis, John Crotty
Spanish Radio: WAQI (710 AM)
Jose Paneda, Joe Pujala
Television: Sun Sports
Eric Reid, Tony Fiorentino, Jason Jackson
Team Colors: Red, Yellow, Black, and White

LARGEST WINNING MARGIN

OKC:	32	1/12/96	at Seattle	113-81
Miami:	22	2/20/14	at OKC	81-103

THUNDER VS. HEAT ALL-TIME

YEAR	TOTAL	YEAR	TOTAL
1988-89	4-0	2002-03	2-0
1989-90	2-0	2003-04	0-2
1990-91	2-0	2004-05	2-0
1991-92	1-1	2005-06	0-2
1992-93	1-1	2006-07	0-2
1993-94	1-1	2007-08	1-1
1994-95	2-0	2008-09	0-2
1995-96	2-0	2009-10	2-0
1996-97	2-0	2010-11	1-1
1997-98	2-0	2011-12	1-1
1998-99	Did Not Play	2012-13	0-2
1999-00	1-1	2013-14	1-1
2000-01	1-1	Totals	31-21
2001-02	0-2		

CURRENT STREAKS VS. HEAT

SITE	LAST WIN	SCORE	LAST LOSS	SCORE	STREAK
At Home	3/25/12	103-87	2/20/14	81-103	Lost 2
At Miami	1/29/14	112-95	12/25/12	97-103	Won 1
Overall	1/29/14	112-95	2/20/14	81-103	Lost 1

2013-2014 SEASON SERIES (1-1) OKLAHOMA CITY THUNDER VS. MIAMI

PLAYER	G-GS	MIN	FG-FGA	PCT	3FG-FGA	PCT	FT-FTA	PCT	OFF DEF TOT/AVG	AST	PF-DQ	STL	TO	BLK	PTS	AVG	
Durant, K	2-2	79-44	22-45	.489	5-15	.333	12-15	.800	1 14	15-7.5	8	6-0	4	9	0	61	30.5
Ibaka, S	2-2	68-25	15-31	.484	0-1	.000	6-8	.750	11 5	16-8.0	2	5-0	1	4	2	36	18.0
Westbrook, R	1-1	23-53	3-11	.273	0-2	.000	8-10	.800	3 2	5-5.0	2	1-0	3	4	0	14	14.0
Jackson, R	2-1	66-32	6-16	.375	1-5	.200	7-9	.778	0 6	6-3.0	9	5-0	4	6	1	20	10.0
Lamb, J	2-0	55-32	8-19	.421	4-12	.333	0-0	.000	2 2	4-2.0	6	3-0	2	4	0	20	10.0
Fisher, D	2-0	33-10	6-10														



MILWAUKEE BUCKS

BMO HARRIS BRADLEY CENTER
1001 N. Fourth Street
Milwaukee, WI 53203 • 414-227-0500

Jason Kidd
Head Coach



DIRECTORY

Owners: Wes Edens and Marc Lasry
General Manager: John Hammond
Head Coach: Jason Kidd
Assistant Coaches: Joe Prunty, Eric Hughes, Greg Foster, Sean Sweeney, Josh Oppenheimer
Head Athletic Trainer: Scott Barthloma
Vice President of Public Relations: Dan Smyczek
Public Relations Manager: Mark Rosenberg
Public Relations Coordinator: Kristen Deahl

2014-15 VS. BUCKS (ALL TIMES CENTRAL)				
11/11/14	Tuesday	at Milwaukee		7:00 p.m.
12/9/14	Tuesday	at Oklahoma City		7:00 p.m.

2013-14 VS. BUCKS				
Date	Site	W/L	Score	
11/16/13	Milwaukee	W	92-79	
1/11/14	OKC	W	101-85	

THUNDER VS. BUCKS ALL-TIME

YEAR	TOTAL	YEAR	TOTAL
1968-69	5-3	1991-92	1-1
1969-70	1-5	1992-93	2-0
1970-71	1-5	1993-94	2-0
1971-72	0-6	1994-95	2-0
1972-73	1-5	1995-96	2-0
1973-74	2-4	1996-97	1-1
1974-75	3-1	1997-98	1-1
1975-76	3-2	1998-99	0-1
1976-77	3-1	1999-00	1-1
1977-78	3-1	2000-01	2-0
1978-79	2-2	2001-02	2-0
1979-80	4-2	2002-03	1-1
1980-81	0-2	2003-04	1-1
1981-82	2-0	2004-05	1-1
1982-83	2-0	2005-06	1-1
1983-84	1-1	2006-07	1-1
1984-85	0-2	2007-08	1-1
1985-86	0-2	2008-09	0-2
1986-87	0-2	2009-10	1-1
1987-88	1-1	2010-11	1-1
1988-89	1-1	2011-12	1-0
1989-90	0-2	2012-13	1-1
1989-90	0-2	2013-14	2-0
1990-91	1-1	Totals	65-66

GENERAL INFORMATION

Home Court: BMO Harris Bradley Center (18,717)
Radio: 620 WTMJ
Ted Davis, Dennis Krause
Television: FOX Sports Wisconsin
Jim Paschke, Jon McGlocklin, Sidney Moncrief
Team Colors: Forest Green, Red, and Silver

LARGEST WINNING MARGIN

OKC:	31	1/22/91	at Seattle	132-101
Milwaukee:	44	12/19/72	at Milwaukee	77-121

CURRENT STREAKS VS. BUCKS

SITE	LAST WIN	SCORE	LAST LOSS	SCORE	STREAK
At Home	1/11/14	101-85	4/17/13	89-95	Won 1
At Milwaukee	11/16/13	92-79	1/2/10	97-103 (OT)	Won 4
Overall	1/11/14	101-85	4/17/13	89-95	Won 2

2013-2014 SEASON SERIES (2-0) OKLAHOMA CITY THUNDER VS. MILWAUKEE

PLAYER	G-GS	MIN	FG-FGA	PCT	3FG-FGA	PCT	FT-FTA	PCT	OFF	DEF	TOT/AVG	AST	PF	DD	STL	TO	BLK	PTS	AVG
Durant, K	4-4	151:00	45-84	536	11-23	478	18-21	857	4	26	307/5.27	10-0	7	13	7	119	28.8		
Westbrook, R	1-1	33:14	10-20	500	1-3	333	5-8	625	0	3	3/3.0	4	1-0	1	3	0	26	26.0	
Ibaka, S	2-2	66:26	13-27	481	1-3	333	5-8	625	10	27	37/18.5	2	3-0	0	3	7	32	16.0	
Sefolosha, T	1-1	38:49	6-16	375	2-6	333	0-0	000	3	3	6/6.0	4	2-0	2	1	2	14	14.0	
Lamb, J	2-0	54:14	9-21	429	4-8	500	2-2	1000	2	4	6/3.0	4	3-0	3	4	1	24	12.0	
Jackson, R	2-1	44:00	6-18	333	0-3	000	1-2	500	1	2	3/1.5	5	3-0	2	4	1	13	6.5	
Fisher, D	2-0	43:56	4-11	364	2-6	333	0-0	000	2	4	6/3.0	5	5-0	2	1	0	10	5.0	
Collison, N	2-0	38:44	3-8	375	0-1	000	1-2	500	2	5	7/3.5	3	5-0	0	0	0	7	3.5	
Perkins, K	2-2	39:11	2-6	333	0-0	000	1-4	250	4	9	13/6.5	3	6-0	0	6	0	5	2.5	
Roberson, A	1-1	12:46	1-1	1000	0-0	000	0-0	000	1	0	1/1.0	0	1-0	0	0	0	2	2.0	
Adams, S	2-0	24:39	0-6	000	0-0	000	3-6	500	6	6	12/6.0	2	4-0	1	2	3	15	7.5	
Jones, P	1-0	6:44	0-1	000	0-1	000	0-0	000	0	0	0/0.0	0	0-0	0	0	0	0	0.0	
Gomes, R	0-0	0:00	0-0	000	0-0	000	0-0	000	0	0	0/0.0	0	0-0	0	0	0	0	0.0	
Thabeet, H	0-0	0:00	0-0	000	0-0	000	0-0	000	0	0	0/0.0	0	0-0	0	0	0	0	0.0	
THUNDER	2-10	480:00	69-168	411	15-42	357	40-54	741	33	76	123/61.5	41	35-0	13	29	13	193	96.5	
BUCKS	2-10	480:00	62-167	371	20-53	377	20-29	690	27	65	104/52.0	40	44-0	14	32	10	164	82.0	

2013-2014 SEASON SERIES (0-2) MILWAUKEE BUCKS VS. OKLAHOMA CITY


PLAYER	G-GS	MIN	FG-FGA	PCT	3FG-FGA	PCT	FT-FTA	PCT	OFF	DEF	TOT/AVG	AST	PF	DD	STL	TO	BLK	PTS	AVG
Mayo, O	2-1	65:25	12-30	400	9-19	474	5-7	714	1	5	6/3.0	4	4-0	4	5	0	38	19.0	
Knight, B	1-1	34:40	6-15	400	1-3	125	0-0	000	1	1	2/2.0	4	1-0	1	13	0	13	13.0	
Middleton, K	2-2	67:29	8-28	286	3-7	429	3-5	600	4	6	10/5.0	4	6-0	2	1	0	22	11.0	
Henson, J	1-0	16:08	5-8	625	0-0	000	0-0	000	2	4	6/6.0	1	5-0	0	1	2	10	10.0	
Ridnour, L	2-0	48:19	7-15	467	4-7	571	0-0	000	0	3	1/1.5	10	2-0	1	4	0	18	9.0	
Raduljica, M	1-0	16:43	3-6	500	0-0	000	3-3	1000	2	3	3/3.0	0	5-0	1	0	0	9	9.0	
Ilyasova, E	1-1	25:53	3-9	333	2-4	500	0-0	000	1	2	3/3.0	2	4-0	0	2	0	8	8.0	
Antetokounmpo, G	1-1	53:19	6-15	400	0-0	000	3-4	750	5	11	16/6.0	3	3-0	2	6	4	15	7.5	
Pachulia, Z	2-1	36:40	3-13	231	0-1	000	1-1	1000	3	13	13/13.0	3	3-0	2	3	0	7	7.0	
Walters, N	1-1	27:49	3-10	300	0-2	000	1-1	1000	2	4	6/6.0	4	2-0	0	2	0	7	7.0	
Udoh, E	2-1	62:17	5-12	417	0-0	000	3-6	500	7	10	17/8.5	2	5-0	1	0	3	13	6.5	
Neal, G	1-0	18:48	1-5	200	1-1	1000	1-2	500	0	3	3/3.0	0	1-0	0	3	0	4	4.0	
Sanders, L	1-1	6:30	0-1	000	0-0	000	0-0	000	0	4	4/4.0	0	3-0	0	1	1	0	0.0	
Butler, C	0-0	0:00	0-0	000	0-0	000	0-0	000	0	0	0/0.0	0	0-0	0	0	0	0	0.0	
BUCKS	2-10	480:00	62-167	371	20-53	377	20-29	690	27	65	104/52.0	40	44-0	14	32	10	164	82.0	
THUNDER	2-10	480:00	69-168	411	15-42	357	40-54	741	33	76	123/61.5	41	35-0	13	29	13	193	96.5	



MINNESOTA TIMBERWOLVES

TARGET CENTER
600 First Avenue North
Minneapolis, MN 55403 • 612-673-1600

Flip Saunders
Head Coach



DIRECTORY

Owner: Glen Taylor
President of Basketball Operations/Head Coach: Flip Saunders
Assistant Coaches: Sam Mitchell, Sid Lowe, Ryan Saunders, David Adelman
Director of Medical Operations/Head Athletic Trainer: Gregg Farnam
Vice President of Communications: Brad Ruiter
Public Relations Manager: Aaron Seehusen
Communications Manager: Dan Bell
Public Relations Coordinator: Alex King

2013-14 VS. TIMBERWOLVES (ALL TIMES CENTRAL)				
11/1/13	Friday	at Minnesota		7:00 p.m.
12/1/13	Sunday	at Oklahoma City		6:00 p.m.
1/4/14	Saturday	at Minnesota		7:00 p.m.
2/5/14	Wednesday	at Oklahoma City		7:00 p.m.

2013-14 vs. TIMBERWOLVES

Date	Site	W/L	Score
11/1/13	Minnesota	L	81-100
12/1/13	OKC	W	113-103
1/4/14	Minnesota	W	115-111
2/5/14	OKC	W	106-97

GENERAL INFORMATION

Home Court: Target Center (19,356)
Radio: WCCO AM 830
Alan Horton
Television: Fox Sports North
Dave Benz, Jim Peterson
Team Colors: Blue, Green, and Silver

LARGEST WINNING MARGIN

OKC:	37	2/14/96	at Seattle	130-93
	37	12/5/92	at Seattle	124-87
Minnesota:	42	1/7/09	at Minnesota	87-129

CURRENT STREAKS VS. TIMBERWOLVES

SITE	LAST WIN	SCORE	LAST LOSS	SCORE	STREAK
At Home	2/5/14	106-97	11/28/08	103-105	Won 7
At Minnesota	1/4/14	115-111	11/1/13	81-100	Won 1
Overall	2/5/14	106-97	11/1/13	81-100	Won 3

2013-2014 SEASON SERIES (3-1) OKLAHOMA CITY THUNDER VS. MINNESOTA

PLAYER	G-GS	MIN	FG-FGA	PCT	3FG-FGA	PCT	FT-FTA	PCT	OFF	DEF	TOT/AVG	AST	PF	DD	STL	TO	BLK	PTS	AVG
Durant, K	4-4	151:00	45-84	536	11-23	478	18-21	857	4	26	307/5.27	10-0	7	13	7	119	28.8		
Westbrook, R	1-1	33:14	7-15	467	3-7	571	1-2	500	1	1	2/2.0	5	3-0	3	1	1	19	19.0	
Jackson, R	4-3	106:48	23-40	575	3-12	250	7-7	1000	2	13	15/3.8	21	11-0	3	14	0	56	14.0	
Ibaka, S	2-2	66:26	13-27	481	1-3	333	5-8	625	10	27	37/18.5	2	3-0	0	3	7	32	16.0	
Lamb, J	4-0	83:16	16-40	400	4-14	286	5-5	1000	9	18	27/6.8	3	13-0	2	11	7	50	12.5	
Fisher, D	4-0	74:11	13-24	542	7-15	467	4-5	800	0	6	6/1.5	10	11-0	0	6	0	37	9.3	
Sefolosha, T																			



NEW ORLEANS PELICANS

5800 Airline Drive
Metairie, LA 70003 • 504-593-4700

Monty Williams
Head Coach



DIRECTORY

Owner/Chairman of the Board: Tom Benson
General Manager: Dell Demps
Head Coach: Monty Williams
Assistant Coaches: Randy Ayers, Dave Hanners, Bryan Gates, Fred Vinson, Kevin Hanson
Head Athletic Trainer: Duane Brooks
Senior Vice President of Communications/Broadcasting: Greg Bensel
Director of Basketball Communications: Matt Ryan

2014-15 VS. PELICANS (ALL TIMES CENTRAL)				
12/21/14	Tuesday	at New Orleans	7:00 p.m.	
12/21/14	Sunday	at Oklahoma City	6:00 p.m.	
2/4/15	Wednesday	at New Orleans	7:00 p.m.	
2/6/15	Friday	at Oklahoma City	7:00 p.m.	

2013-14 VS. PELICANS				
Date	Site	W/L	Score	
12/6/13	New Orleans	W	109-95	
4/11/14	OKC	W	116-94	
4/14/14	New Orleans	L	89-101	

THUNDER VS. PELICANS ALL-TIME				
YEAR	TOTAL	YEAR	TOTAL	
1988-89	1-1	2003-04	2-0	
1989-90	4-0	2004-05	3-0	
1989-91	2-0	2005-06	1-3	
1991-92	1-1	2006-07	2-2	
1992-93	1-1	2007-08	0-3	
1993-94	2-0	2008-09	0-4	
1994-95	0-2	2009-10	2-1	
1995-96	2-0	2010-11	3-1	
1996-97	0-2	2011-12	3-0	
1997-98	1-1	2012-13	4-0	
1998-99	Did Not Play	2013-14	2-1	
1999-00	1-1	Totals	40-27	
2000-01	2-0	vs. Charlotte	18-10	
2001-02	1-1	vs. New Orleans	22-17	
2002-03	0-2			

GENERAL INFORMATION

Home Court: Smoothie King Center (16,867)
Radio: WWL (105.3 FM)
Sean Kelley, John DeShazier
Television: Fox Sports New Orleans
Joel Myers, David Wesley, Jen Hale
Team Colors: Blue, Gold, and Red

LARGEST WINNING MARGIN

OKC: 40 11/7/89 at Seattle 128-88
New Orleans: 31 1/16/08 at New Orleans 92-123

CURRENT STREAKS VS. PELICANS

SITE	LAST WIN	SCORE	LAST LOSS	SCORE	STREAK
At Home	4/11/14	116-94	1/6/10	92-97	Won 8
At New Orleans	12/6/13	109-95	4/14/14	89-101	Lost 1
Overall	4/11/14	116-94	4/14/14	89-101	Lost 1

2013-2014 SEASON SERIES (2-1) OKLAHOMA CITY THUNDER VS. NEW ORLEANS

PLAYER	G-GS	MIN	FG-FGA	PCT	3FG-FGA	PCT	FT-FTA	PCT	OFF	DEF	TOT/AVG	AST	PF-DQ	STL	TO	BLK	PTS	AVG
Durant, K	3-3	109:19	30-58	.517	5-16	.313	16-20	.800	2	19	217/7.0	15	3-0	4	10	6	81	27.0
Westbrook, R	2-2	61:52	18-33	.545	3-10	.300	10-11	.909	2	4	63/3.1	11	4-0	4	5	1	49	24.5
Ibaka, S	3-3	107:55	18-33	.545	0-2	.000	19-22	.864	11	28	39/13.0	5	8-0	2	5	12	55	18.3
Butler, C	2-0	47:01	8-14	.571	4-7	.571	4-4	1.000	0	7	73/5.3	3	5-0	4	2	0	24	12.0
Jackson, R	3-1	79:40	10-28	.357	2-7	.286	8-8	1.000	1	9	10/3.3	15	8-0	3	4	1	30	10.0
Roberson, A	1-0	6:23	3-3	1.000	0-0	.000	0-0	1.000	1	1	2/2.0	0	0-0	0	1	0	6	6.0
Fisher, D	3-0	59:09	5-12	.417	4-10	.400	1-1	1.000	0	6	6/2.0	6	1-0	3	0	0	15	5.0
Jones, P	1-0	14:32	2-6	.333	1-2	.500	0-0	.000	1	1	2/2.0	0	0-0	0	0	0	5	5.0
Lamb, J	3-0	34:57	5-13	.385	2-5	.400	2-2	1.000	1	2	3/1.0	2	8-0	0	2	1	14	4.7
Collison, N	3-0	47:58	4-10	.400	0-2	.000	4-8	.500	2	5	7/2.3	3	4-0	1	6	2	12	4.0
Sefolosha, T	3-3	71:26	5-12	.417	0-5	.000	1-2	.500	2	9	11/3.7	5	6-0	0	3	1	11	3.7
Perkins, K	3-3	54:23	4-10	.400	0-0	.000	0-0	.000	2	10	12/4.0	4	4-0	1	3	2	8	2.7
Adams, S	3-0	15:51	2-3	.667	0-0	.000	0-1	.000	1	3	4/1.3	0	3-0	0	0	0	4	1.3
Gomes, R	1-0	5:24	0-0	.000	0-0	.000	0-0	.000	0	1	1/1.0	0	0-0	0	0	0	0	0.0
Thabeet, H	1-0	4:10	0-1	.000	0-0	.000	0-0	.000	0	0	0/0.0	0	1-0	0	1	0	0	0.0
THUNDER	3-15	720:00	114-236	.483	21-66	.318	65-79	.823	26	105	161/53.7	69	65-0	23	43	27	314	104.7
PELICANS	1-5	720:00	103-253	.407	21-63	.333	63-83	.759	37	86	145/48.3	62	59-0	21	41	12	290	96.7

2013-2014 SEASON SERIES (1-2) NEW ORLEANS PELICANS VS. OKLAHOMA CITY

PLAYER	G-GS	MIN	FG-FGA	PCT	3FG-FGA	PCT	FT-FTA	PCT	OFF	DEF	TOT/AVG	AST	PF-DQ	STL	TO	BLK	PTS	AVG
Evans, T	3-2	76:04	22-45	.489	2-11	.182	19-23	.826	1	11	124/4.0	14	0-0	4	5	0	65	21.7
Anderson, R	1-1	38:32	5-17	.294	1-6	.167	7-8	.875	1	1	44/4.0	2	0-0	2	2	1	18	18.0
Gordon, E	1-1	33:48	7-14	.500	1-1	1.000	-3-3	.333	0	1	1/1.0	3	4-0	1	3	1	16	16.0
Holiday, J	1-1	32:51	6-12	.500	0-2	.000	4-5	.800	4	4	8/8.0	6	3-0	4	5	0	16	16.0
Milne, A	2-1	41:26	8-16	.500	0-0	.000	6-6	1.000	0	4	10/5.0	0	10-0	0	3	1	22	11.0
Mulla, D	3-2	73:00	11-26	.423	4-13	.308	2-2	1.000	4	6	4/1.3	8	5-0	5	4	0	28	9.3
Rivers, A	3-2	60:19	9-18	.500	4-4	1.000	4-5	.800	0	8	8/2.7	8	5-0	1	2	0	26	8.7
Babbitt, L	2-0	44:46	6-10	.600	4-8	.500	1-2	.500	1	7	8/4.0	7	5-0	1	0	0	17	8.5
Morrow, A	3-0	75:02	7-24	.292	2-7	.286	6-7	.857	1	7	8/2.7	3	4-0	1	5	1	22	7.3
Withey, J	3-2	66:43	6-19	.316	0-0	.000	6-10	.600	8	6	14/4.7	2	6-0	0	1	4	18	6.0
Roberts, B	2-0	20:01	3-8	.375	1-3	.333	4-4	1.000	1	1	2/1.0	1	3-0	0	0	0	11	5.5
Southerland, J	2-0	16:46	4-9	.444	2-4	.500	0-2	.000	0	4	4/2.0	0	1-0	0	0	1	11	5.5
Smith, J	1-1	24:13	2-8	.250	0-0	.000	1-2	.500	1	1	12/12.0	1	3-0	0	0	0	4	4.0
Amimu, A	3-0	70:57	5-20	.250	0-3	.000	1-2	.500	10	8	18/6.0	5	6-0	0	0	0	17	5.5
Ely, M	1-0	9:49	1-3	.333	0-0	.000	0-0	.000	0	1	1/1.0	0	1-0	0	0	0	2	2.0
Amundson, L	1-0	8:03	1-3	.333	0-0	.000	0-0	.000	3	1	4/4.0	0	1-0	1	1	2	2	2.0
Stiemsma, G	1-1	25:13	0-1	.000	0-1	.000	1-2	.500	0	4	4/4.0	1	2-0	1	1	2	1	1.0
Childress, J	1-0	2:28	0-0	.000	0-0	.000	0-0	.000	0	1	1/1.0	1	0-0	0	0	0	0	0.0
Davis, A	0-0	0:00	0-0	.000	0-0	.000	0-0	.000	0	0	0/0.0	0	0-0	0	0	0	0	0.0
PELICANS	3-15	720:00	103-253	.407	21-63	.333	63-83	.759	37	86	145/48.3	62	59-0	21	41	12	290	96.7
THUNDER	3-15	720:00	114-236	.483	21-66	.318	65-79	.823	26	105	161/53.7	69	65-0	23	43	27	314	104.7



NEW YORK KNICKS

MADISON SQUARE GARDEN
Two Pennsylvania Plaza
New York, NY 10121 • 212-465-6471

Derek Fisher
Head Coach



DIRECTORY

Executive Chairman, The Madison Square Garden Company: James L. Dolan
President: Phil Jackson
Head Coach: Derek Fisher
Associate Head Coach: Kurt Rambis
Assistant Coaches: Jim Clemons, Rasheed Hazzard, Brian Keefe, Joshua Longstaff
Head Athletic Trainer: Roger Hinds
Vice President, Public Relations: Jonathan Supranowitz
Director, Media Relations: Gregg Schwartz

2014-15 VS. KNICKS (ALL TIMES CENTRAL)				
11/28/14	Friday	at Oklahoma City	7:00 p.m.	
1/28/15	Wednesday	at New York	7:00 p.m.	

2013-14 VS. KNICKS				
Date	Site	W/L	Score	
12/25/13	New York	W	123-94	
2/9/14	OKC	W	112-100	

THUNDER VS. KNICKS ALL-TIME

YEAR	TOTAL	YEAR	TOTAL
1967-68	3-4	1990-91	1-1
1968-69	0-6	1991-92	0-2
1969-70	2-4	1992-93	1-1
1970-71	3-2	1993-94	1-1
1971-72	2-3	1994-95	2-0
1972-73	0-4	1995-96	1-1
1973-74	0-4	1996-97	2-0
1974-75	2-2	1997-98	1-1
1975-76	4-0	1998-99	Did Not Play
1976-77	2-1	1999-00	0-2
1977-78	1-2	2000-01	1-1
1978-79	2-2	2004-05	2-0
1979-80	2-0	2005-06	0-2
1980-81	0-2	2006-07	1-1
1981-82	2-0	2007-08	2-0
1982-83	1-1	2008-09	1-1
1983-84	1-1	2009-10	2-0
1984-85	0-2	2010-11	1-1
1985-86	1-1	2011-12	1-0
1986-87	2-0	2012-13	1-1
1987-88	2-0	2013-14	2-0
1988-89	1-1	Totals	59-63
1989-90	1-1		

GENERAL INFORMATION

Home Court: Madison Square Garden (19,812)
Radio: ESPN Radio (98.7 FM)
Mike Crispino, Brendan Brown
Television: MSG Network
Mike Breen, Walt Frazier
Team Colors: Orange



ORLANDO MAGIC

AMWAY CENTER
8701 Maitland Summit Blvd.
Orlando, FL 32810 • 407-916-2400

Jacque Vaughn
Head Coach



DIRECTORY

Senior Chairman: Rich DeVos
General Manager: Rob Hennigan
Head Coach: Jacque Vaughn
Assistant Coaches: James Borrego, Wes Unseld Jr., Brett Gunning
Athletic Trainer: Keon Weise
Senior Vice President of Public Relations: Joel Glass
Director of Communications: George Galante
Assistant Director of Communications: Trish Wingerson
Communications Manager: Melanie Curtisinger

2014-15 VS. MAGIC (ALL TIMES CENTRAL)

1/18/15 Sunday at Orlando 5:00 p.m.
2/2/15 Monday at Oklahoma City 7:00 p.m.

2013-14 VS. MAGIC

Date Site W/L Score
12/15/13 OKC W 101-98
2/7/14 Orlando L 102-103

GENERAL INFORMATION

Home Court: Amway Center (18,846)
Radio: ESPN 580 Orlando (580 AM)
Dennis Neumann, Richie Adubato
Spanish Radio: ElOrlandoMagic.com
Joey Colon
Television: FOX Sports Florida
David Steele, Jeff Turner
Team Colors: Blue, Silver, and Black

LARGEST WINNING MARGIN

OKC: 40 12/17/94 at Seattle 124-84
Orlando: 31 2/18/94 at Orlando 93-124

CURRENT STREAKS VS. MAGIC

SITE	LAST WIN	SCORE	LAST LOSS	SCORE	STREAK
At Home	12/15/13	101-98	11/12/08	92-109	Won 5
At Orlando	3/22/13	97-89	2/7/14	102-103	Lost 1
Overall	12/15/13	101-98	2/7/14	102-103	Lost 1

2013-2014 SEASON SERIES (1-1) OKLAHOMA CITY THUNDER VS. NEW YORK

PLAYER	G-GS	MIN	FG-FGA	PCT	3FG-FGA	PCT	FT-FTA	PCT	OFF	DEF	TOT/AVG	AST	PF-DQ	STL	TO	BLK	PTS	AVG
Durant, K	2-2	77:16	21-40	.525	4-9	.444	11-12	.917	0	14	14/7.0	17	4-0	1	8	3	57	28.5
Westbrook, R	1-1	33:09	7-22	.318	0-5	.000	6-6	1.000	3	9	12/12.0	6	1-0	2	5	1	20	20.0
Ibaka, S	2-2	60:21	12-19	.632	1-1	1.000	6-6	.833	2	6	8/4.0	2	5-0	0	0	7	30	15.0
Lamb, J	2-0	48:52	10-16	.625	4-5	.800	0-0	.000	1	6	7/3.5	7	4-0	1	2	1	24	12.0
Jackson, R	2-1	55:34	8-24	.333	0-5	.000	6-6	1.000	0	6	6/3.0	9	2-0	3	1	0	22	11.0
Sefolosa, T	2-2	52:07	6-15	.400	2-7	.286	0-0	.000	1	6	7/3.5	2	4-0	5	1	0	14	7.0
Fisher, D	2-0	31:54	3-7	.429	3-7	.429	2-2	1.000	0	0	0/0.0	1	1-0	1	1	0	11	5.5
Jones, P	1-0	10:34	2-4	.500	1-2	.500	0-0	.000	0	2	2/2.0	0	1-0	0	0	0	5	5.0
Perkins, K	2-2	44:45	3-6	.500	0-0	.000	2-3	.667	3	6	9/4.5	2	8-0	1	3	2	8	4.0
Collison, N	2-0	33:47	2-4	.500	0-0	.000	2-2	1.000	3	3	6/3.0	2	4-0	0	2	1	6	3.0
Adams, S	2-0	31:42	2-3	.667	0-0	.000	2-2	1.000	2	6	8/4.0	0	5-0	2	6	1	6	3.0
Roberson, A	0-0	00:00	0-0	.000	0-0	.000	0-0	.000	0	0	0/0.0	0	0-0	0	0	0	0	0.0
Thabeet, H	0-0	00:00	0-0	.000	0-0	.000	0-0	.000	0	0	0/0.0	0	0-0	0	0	0	0	0.0
THUNDER	2-10	480:00	76-160	.475	15-41	.366	36-39	.923	15	64	89/44.5	48	39-0	16	30	16	203	101.5
MAGIC	2-10	480:00	75-162	.463	12-36	.333	39-52	.750	19	62	98/49.0	44	31-0	17	25	4	201	100.5

2013-2014 SEASON SERIES (1-1) ORLANDO MAGIC VS. OKLAHOMA CITY

PLAYER	G-GS	MIN	FG-FGA	PCT	3FG-FGA	PCT	FT-FTA	PCT	OFF	DEF	TOT/AVG	AST	PF-DQ	STL	TO	BLK	PTS	AVG
Affalo, A	2-2	75:42	12-31	.387	3-9	.333	14-15	.933	0	6	6/3.0	7	0-0	1	2	0	41	20.5
Oladipo, V	2-1	54:54	10-19	.526	1-4	.250	8-12	.667	0	9	9/4.5	5	7-0	3	6	1	29	14.5
Harris, T	2-1	57:03	9-25	.360	0-4	.000	8-10	.800	4	5	9/4.5	4	5-0	3	2	1	26	13.0
Davis, G	2-2	56:44	11-19	.579	0-1	.000	3-5	.600	4	10	14/7.0	4	5-0	3	2	25	12.5	
Vucevic, N	2-2	66:12	10-21	.476	0-0	.000	3-4	.750	7	19	26/13.0	3	3-0	1	2	0	23	11.5
Nelson, J	2-2	62:55	7-19	.368	7-14	.500	1-2	.500	0	1	1/0.5	13	2-0	1	6	0	22	11.0
O'Quinn, K	2-0	21:20	5-8	.625	0-0	.000	1-2	.500	1	2	3/1.5	1	3-0	2	0	0	11	5.5
Harkless, M	2-0	44:42	3-7	.429	1-2	.500	1-2	.500	2	4	6/3.0	3	2-0	2	0	0	8	4.0
Nicholson, A	2-0	20:44	4-7	.571	0-0	.000	0-0	.000	0	4	4/2.0	1	2-0	1	1	0	8	4.0
Moore, E	2-0	19:44	4-6	.667	0-2	.000	0-0	.000	1	2	3/1.5	3	1-0	1	0	1	8	4.0
Maxiell, J	0-0	00:00	0-0	.000	0-0	.000	0-0	.000	0	0	0/0.0	0	0-0	0	0	0	0	0.0
Price, R	0-0	00:00	0-0	.000	0-0	.000	0-0	.000	0	0	0/0.0	0	0-0	0	0	0	0	0.0
Lamb, D	0-0	00:00	0-0	.000	0-0	.000	0-0	.000	0	0	0/0.0	0	0-0	0	0	0	0	0.0
MAGIC	2-10	480:00	75-162	.463	12-36	.333	39-52	.750	19	62	98/49.0	44	31-0	17	25	4	201	100.5
THUNDER	2-10	480:00	76-160	.475	15-41	.366	36-39	.923	15	64	89/44.5	48	39-0	16	30	16	203	101.5



PHILADELPHIA 76ERS

WELLS FARGO CENTER
3601 South Broad Street
Philadelphia, PA 19148 • 215-339-7666

Brett Brown
Head Coach



DIRECTORY

Managing Owner: Josh Harris
Co-Managing Owner: David Blitzer
President of Basketball Operations & General Manager: Sam Hinkie
Head Coach: Brett Brown
Assistant Coaches: Chad Iske, Lloyd Pierce, Vance Walberg
Head Athletic Trainer: Kevin Johnson
Director of Public Relations: Mike Preston
Public Relations Coordinator: Sean McCloskey,
Publisher: Rebecca Timms
Director of Statistical Information: Harvey Pollack

2014-15 VS. 76ERS (ALL TIMES CENTRAL)

12/5/14 Friday at Philadelphia 6:00 p.m.
3/4/15 Wednesday at Oklahoma City 7:00 p.m.

2013-14 VS. 76ERS

Date Site W/L Score
1/25/14 Philadelphia W 103-91
3/4/14 OKC W 125-92

THUNDER VS. 76ERS ALL-TIME

YEAR	TOTAL	YEAR	TOTAL
1967-68	0-7	1991-92	0-2
1968-69	0-6	1992-93	1-1
1969-70	6-0	1993-94	2-0
1970-71	2-3	1994-95	2-0
1971-72	1-4	1995-96	2-0
1972-73	3-1	1996-97	2-0
1973-74	4-0	1997-98	2-0
1974-75	2-2	1998-99	1-0
1975-76	2-2	1999-00	0-2
1976-77	2-2	2000-01	1-1
1977-78	1-3	2001-02	1-1
1978-79	3-1	2002-03	1-1
1979-80	1-1	2003-04	1-1
1980-81	0-2	2004-05	1-1
1981-82	0-2	2005-06	1-1
1982-83	0-2	2006-07	0-2
1983-84	1-1	2007-08	0-2
1984-85	0-2	2008-09	1-1
1985-86	1-1	2009-10	2-0
1986-87	0-2	2010-11	2-0
1987-88	1-1	2011-12	1-0
1988-89	1-1	2012-13	2-0
1989-90	1-1	2013-14	2-0
1990-91	1-1	Totals	61-63

GENERAL INFORMATION

Home Court: The Center (20,328)
Radio: The Fanatic (95.7 FM/950 AM)
Tom McGinnis
Television: Comcast SportsNet, The Comcast Network
Mark Zumoff, Malik Rose
Team Colors: Red, White, and Blue

LARGEST WINNING MARGIN

OKC: 56 3/6/93 at Seattle 149-93
Philadelphia: 38 12/20/67 at Seattle 122-160

CURRENT STREAKS VS. 76ERS

SITE	LAST WIN	SCORE	LAST LOSS	SCORE	STREAK
At Home	1/25/14	103-91	12/31/07	90-98	Won 5
At Philadelphia	3/4/14	125-92	11/15/08	85-110	Won 5
Overall	3/4/14	125-92	11/15/08	85-110	Won 10

2013-2014 SEASON SERIES (2-0) OKLAHOMA CITY THUNDER VS. PHILADELPHIA

PLAYER	G-GS	MIN	FG-FGA	PCT	3FG-FGA	PCT	FT-FTA	PCT	OFF	DEF	TOT/AVG	AST	PF-DQ	STL	TO	BLK	PTS	AVG
Durant, K	2-2	76:48	26-37	.703	3-10	.300	19-25	.760	1	22	23/11.5	13	5-0	4	6	2	74	37.0
Ibaka, S	2-2	60:15	17-26	.654	0-0	.000	5-6	.833	4	11	15/7.5	2	3-0	1	7	8	39	19.5
Westbrook, R	1-1	20:17	4-9	.444	1-3	.333	4-4	1.000	1	9	10/10.0	14	2-0	3	6	0	13	13.0
Sefolosa, T	1-1	31:06	3-7	.429	2-5	.400	3-4	.750	0	1	11/11.0	0	1-0	0	2	0	11	11.0
Jackson, R	2-1	54:03	6-18	.333	0-4	.000	7-7	1.000	1	7	8/4.0	7	3-0	3	8	0	19	9.5
Jones, P	2-1	35:19	7-9	.778	1-1	1.000	3-3	1.000	2	5	7/3.5	3	1-0	0	0	2	18	9.0
Collison, N	2-0	38:53	5-7	.714	0-1	.000	4-5	.800	1	7	8/4.0	5	5-0	3	0	1	14	7.0
Thabeet, H	1-0	17:55	3-3	1.000	0-0	.000	1-2	.500	1	2	3/3.0	0	4-0	0	2	2	7	7.0
Lamb, J	2-0	34:01	5-17	.294	2-8	.250	0-0	.000	1	3	4/2.0	1	3-0	4	0	1	12	6.0
Fisher, D	2-0	32:57	3-9	.333	2-7	.286	2-2	1.000	2	5	4/2.0	5	3-0	2	4	0	10	5.0
Perkins, K	1-1	21:04	1-4	.250	0-0	.000	1-2	.500	2	2	7/7.0	1	3-0	0	3	0	3	3.0
Butler, C	1-0	25:42	1-4	.250	0-2	.000	0-0	.000	0	5	5/5.0	1	4-0	1	1	1	2	2.0
Adams, S	2-1	23:04	1-1	1.000	0-0	.000	1-6	.167	2	2	2/2.0	1	3-0	0	2	1	3	1.5
Roberson, A	2-0	8:36	1-1	1.000	0-0	.000	1-2	.500	0	2	2/1.0	1	3-0	1	1	0	3	1.5
Ivey, R	0-0	00:00	0-0	.000	0-0	.000	0-0	.000	0	0	0/0.0	0	0-0	0	0	0	0	0.0
THUNDER	2-10	480:00	83-152	.546	11-41	.268	51-68	.750	18	83	121/60.5	54	43-0	22	42	18	228	114.0
76ERS	2-10	480:00	66-184	.359	14-57	.246	37-53	.698	32	50	99/49.5	42	50-0	28	33	4	183	91.5

2013-2014 SEASON SERIES (0-2) PHILADELPHIA 76ERS VS. OKLAHOMA CITY THUNDER

PLAYER	G-GS	MIN	FG-FGA	PCT	3FG-FGA	PCT	FT-FTA	PCT	OFF	DEF	TOT/AVG	AST	PF-DQ	STL	TO	BLK	PTS	AVG
Anderson, J	2-2	60:18	14-32	.438	7-19	.368	4-6	.667	4	3	7/3.5	5	6-0	6	0	1	39	19.5
Turner, E	1-1	34:12	4-11	.364	0-3	.000	7-8	.875	0	5	5/5.0	6	2-0	0	1	0	15	15.0
Mullens, B	1-0	20:15	5-9	.556	3-4	.750	2-2	1.000	1	5	6/6.0	2	2-0	0	0	0	15	15.0
Hawes, S	1-1	32:25	6-1															



PHOENIX SUNS

US AIRWAYS CENTER
201 E. Jefferson Street
Phoenix, AZ 85004 • 602-379-7900

Jeff Hornacek
Head Coach



DIRECTORY

Managing Partner: Robert Sarver
President of Basketball Operations: Lon Babby
General Manager: Ryan McDonough
Head Coach: Jeff Hornacek
Assistant Coaches: Jerry Sichting, Mike Longabardi, Kenny Gattison, Mark West
VP of Athletic Care/Head Athletic Trainer: Aaron Nelson
Vice President, Basketball Communications: Julie Fie
Managers, Basketball Communications: DC Headley, Cole Mickelson
Assistant to VP Basketball Communications: Lori Cook

2014-15 VS. SUNS (ALL TIMES CENTRAL)				
12/14/14	Sunday	at Oklahoma City	6:00 p.m.	
12/31/14	Wednesday	at Oklahoma City	7:00 p.m.	
2/26/15	Thursday	at Phoenix	9:30 p.m.	
3/29/15	Sunday	at Phoenix	8:00 p.m.	

2013-14 VS. SUNS				
Date	Site	W/L	Score	
11/3/13	OKC	W	103-96	
3/6/14	Phoenix	L	122-128	
4/6/14	Phoenix	L	115-122	

THUNDER VS. SUNS ALL-TIME

YEAR	TOTAL	YEAR	TOTAL
1968-69	3-3	1992-93	3-2
1969-70	3-4	1993-94	3-2
1970-71	2-3	1994-95	1-4
1971-72	2-3	1995-96	4-0
1972-73	2-4	1996-97	2-2
1973-74	3-4	1997-98	2-2
1974-75	3-4	1998-99	0-3
1975-76	3-4	1999-00	2-2
1976-77	1-3	2000-01	1-3
1977-78	2-2	2001-02	2-2
1978-79	3-1	2002-03	3-1
1979-80	2-4	2003-04	2-2
1980-81	1-5	2004-05	1-2
1981-82	3-3	2005-06	2-2
1982-83	1-5	2006-07	1-2
1983-84	4-2	2007-08	0-4
1984-85	1-5	2008-09	0-4
1985-86	1-5	2009-10	2-1
1986-87	5-1	2010-11	3-1
1987-88	4-2	2011-12	3-0
1988-89	1-4	2012-13	4-0
1989-90	2-3	2013-14	1-2
1990-91	2-3	Totals	98-123
1991-92	2-3		

GENERAL INFORMATION

Home Court: US Airways Center (18,422)
Radio: KTAR (620 AM)
Al McCoy, Tim Kempton
Spanish Radio: KSUN (1400 AM)
Ivan Valenzuela, Gerardo Romo, Arturo Ochoa
Television: Fox Sports Arizona
Steve Albert, Eddie Johnson, Ann Meyers Drysdale
Team Colors: Purple, Orange, Black, Gray, and Yellow

LARGEST WINNING MARGIN

OKC:	44	4/2/88	at Seattle	151-107
Phoenix:	30	12/25/71	at Phoenix	86-116

CURRENT STREAKS VS. SUNS

SITE	LAST WIN	SCORE	LAST LOSS	SCORE	STREAK
At Home	11/3/13	103-96	12/19/10	110-113	Won 6
At Phoenix	2/10/13	97-69	4/6/14	115-122	Lost 2
Overall	11/3/13	103-96	4/6/14	115-122	Lost 2

2013-2014 SEASON SERIES (1-2) OKLAHOMA CITY THUNDER VS. PHOENIX

PLAYER	G-GS	MIN	FG-FGA	PCT	3FG-FGA	PCT	FT-FTA	PCT	OFF	DEF	TOT/AVG	AST	PF-DQ	STL	TO	BLK	PTS	AVG
Durant, K	3-3	126:46	35-71	.493	9-29	.310	26-30	.867	3	25	28/9.3	9	3-0	4	10	0	105	35.0
Westbrook, R	3-3	96:42	30-64	.469	6-20	.300	24-28	.857	4	13	17/5.7	24	1-1	5	12	2	90	30.0
Ibaka, S	3-3	97:26	14-28	.500	0-1	.000	10-11	.909	6	15	21/7.0	3	12-2	3	3	38	12.7	
Butler, C	2-0	55:36	5-17	.294	5-11	.455	4-4	1.000	0	2	2/1.0	1	7-0	0	0	1	19	9.5
Jackson, R	3-0	78:33	10-28	.357	1-8	.125	4-4	1.000	2	12	14/4.7	10	6-2	2	4	1	25	8.3
Fisher, D	3-0	69:06	6-16	.375	2-4	.500	3-3	1.000	1	5	6/2.0	4	6-0	3	1	19	6.3	
Lamb, J	3-0	37:06	7-13	.538	1-6	.167	2-2	1.000	0	2	2/0.7	1	11-2	2	0	1	17	5.7
Collison, N	3-0	45:43	6-7	.857	0-0	.000	2-2	1.000	2	4	6/2.0	2	7-2	4	1	14	4.7	
Perkins, K	2-2	29:32	3-6	.500	0-0	.000	1-4	.250	1	3	4/2.0	1	4-0	1	1	0	7	3.5
Sefolosha, T	2-1	23:32	1-5	.200	0-3	.000	0-0	.000	0	1	1/1.0	1	2-0	0	0	0	2	2.0
Jones, P	2-1	20:32	1-3	.333	0-1	.000	0-0	.000	0	2	2/1.0	1	3-0	0	1	2	2.0	
Adams, S	2-1	20:08	7-11	.636	0-0	.000	0-0	.000	4	1	5/2.5	0	4-0	1	1	2	1.0	
Roberson, A	2-1	18:44	0-0	.000	0-0	.000	0-0	.000	1	3	4/2.0	1	4-0	0	0	1	0	0.0
Williams, R	0-0	0:00	0-0	.000	0-0	.000	0-0	.000	0	0	0/0.0	0	0-0	0	0	0	0	0.0
Thabeet, H	0-0	0:00	0-0	.000	0-0	.000	0-0	.000	0	0	0/0.0	0	0-0	0	0	0	0	0.0
THUNDER	3-15	720:00	120-256	.469	24-83	.289	76-88	.864	24	88	140/46.7	58	79-1	21	36	12	340	113.3
SUNS	3-15	720:00	119-237	.502	40-87	.460	68-82	.739	28	95	150/50.0	59	71-0	23	51	7	346	115.3

2013-2014 SEASON SERIES (1-2) PHOENIX SUNS VS. OKLAHOMA CITY

PLAYER	G-GS	MIN	FG-FGA	PCT	3FG-FGA	PCT	FT-FTA	PCT	OFF	DEF	TOT/AVG	AST	PF-DQ	STL	TO	BLK	PTS	AVG
Green, G	3-1	107:24	26-47	.553	18-30	.600	16-20	.800	2	13	15/5.0	4	11-0	4	9	1	86	28.7
Bladesoe, E	2-2	71:32	13-30	.433	2-10	.200	16-23	.696	2	9	11/5.5	18	4-0	6	13	0	44	22.0
Dragic, G	3-3	95:37	24-46	.522	4-10	.400	6-10	.600	3	7	7/2.3	11	6-2	4	0	58	19.3	
Morris, M	3-0	75:45	14-27	.519	0-2	.000	12-14	.857	3	10	13/4.3	7	9-0	1	7	0	40	13.3
Tucker, P	3-3	122:09	11-17	.647	7-11	.636	6-8	.750	4	17	21/7.0	9	12-2	4	3	2	35	11.7
Frye, C	3-3	75:19	12-27	.444	4-14	.286	4-4	1.000	3	9	12/4.0	2	8-0	1	4	3	32	10.7
Morris, M	3-0	65:17	11-19	.579	4-7	.571	2-2	1.000	1	10	11/3.7	2	6-2	3	0	28	9.3	
Ben, A	1-1	11:11	2-3	.667	0-0	.000	2-3	.667	3	0	3/2.0	0	5-0	0	0	6	6.0	
Plum, M	2-2	42:08	3-7	.429	0-0	.000	2-2	1.000	5	6	11/5.5	0	6-0	0	3	1	8	4.0
Christmas, D	1-0	5:50	1-2	.500	1-2	.500	1-1	1.000	1	1	2/2.0	0	0-0	1	0	0	4	4.0
Randolph, S	2-0	11:37	1-3	.333	0-0	.000	0-2	.000	2	6	8/4.0	1	2-0	2	0	2	1.0	
Kravtsov, V	1-0	4:34	0-1	.000	0-0	.000	1-2	.500	1	0	1/1.0	0	0-0	0	0	0	1	1.0
Smith, I	3-0	28:09	1-8	.125	0-1	.000	0-0	.000	1	7	8/2.7	5	2-2	2	1	0	2	0.7
Goodwin, A	1-0	3:28	0-0	.000	0-0	.000	0-0	.000	0	0	0/0.0	0	0-0	0	0	0	0	0.0
SUNS	3-15	720:00	119-237	.502	40-87	.460	68-82	.739	28	95	150/50.0	59	71-0	23	51	7	346	115.3
THUNDER	3-15	720:00	120-256	.469	24-83	.289	76-88	.864	24	88	140/46.7	58	79-1	21	36	12	340	113.3



PORTLAND TRAIL BLAZERS

THE ROSE GARDEN
One Center Court, Suite 200
Portland, OR 97227 • 503-234-9291

Terry Stotts
Head Coach



DIRECTORY

Owner: Paul Allen
General Manager: Neil Olshley
Head Coach: Terry Stotts
Assistant Coaches: Jay Triano, David Vanterpool, Nate Tibbetts, Kim Hughes, Dale Osbourne
Head Athletic Trainer: Geoff Clark
Senior Vice President of Communications and Public Engagement: Michael Lewellen
Vice President of Basketball Communications: Jim Taylor
Sports Communications Director: Collin Romer

2014-15 VS. TRAIL BLAZERS (ALL TIMES CENTRAL)				
10/29/14	Wednesday	at Portland	9:30 p.m.	
12/23/14	Tuesday	at Oklahoma City	7:00 p.m.	
2/27/15	Friday	at Portland	9:30 p.m.	
4/13/15	Monday	at Oklahoma City	7:00 p.m.	

2013-14 VS. TRAIL BLAZERS

Date	Site	W/L	Score
12/4/13	Portland	L	104-111
12/31/13	OKC	L	94-98
1/21/14	OKC	W	105-97
2/11/14	Portland	W	98-95

THUNDER VS. TRAIL BLAZERS ALL-TIME

YEAR	TOTAL	YEAR	TOTAL
1970-71	4-2	1993-94	4-1
1971-72	6-0	1994-95	3-2
1972-73	4-3	1995-96	3-1
1973-74	3-3	1996-97	3-1
1974-75	6-2	1997-98	4-0
1975-76	3-3	1998-99	2-2
1976-77	1-3	1999-00	0-4
1977-78	1-3	2000-01	2-2
1978-79	3-1	2001-02	1-3
1979-80	5-1	2002-03	0-4
1980-81	2-4	2003-04	2-2
1981-82	3-3	2004-05	3-1
1982-83	3-3	2005-06	3-1
1983-84	2-4	2006-07	2-2
1984-85	2-4	2007-08	2-2
1985-86	1-5	2008-09	1-3
1986-87	2-4	2009-10	1-3
1987-88	3-3	2010-11	3-1
1988-89	4-2	2011-12	3-1
1989-90	2-3	2012-13	4-0
1990-91	0-4	2013-14	2-2
1991-92	1-4	Totals	112-104
1992-93	3-2		

GENERAL INFORMATION

Home Court: Moda Center (19,980)
Radio: FOX Sports Radio 620 AM
Brian Wheeler, Antonio Harvey
Television: KGW (Ch. 8), Comcast SportsNet
Mike Barrett, Mike Rice
Team Colors: Scarlet, Black, and White

LARGEST WINNING MARGIN

OKC:	39	4/2/06	at Seattle	122-83
Portland:	35	4/28/99	at Portland	84-119

CURRENT STREAKS VS. TRAIL BLAZERS

SITE	LAST WIN	SCORE	LAST LOSS	SCORE	STREAK
At Home	1/21/14	105-97	12/31/13	94-98	Won 1
At Portland	2/11/14	98-95	12/4/13	104-111	Won 1
Overall	2/11/14	98-95	12/31/13	94-98	Won 2

2013-2014 SEASON SERIES (2-2) OKLAHOMA CITY THUNDER VS. PORTLAND

PLAYER	G-GS	MIN	FG-FGA	PCT	3FG-FGA	PCT	FT-FTA	PCT	OFF	DEF	TOT/AVG	AST	PF-DQ	STL	TO	BLK	PTS	AVG
Durant, K	4-4	154:31	55-102	.539	11-22	.500	31-36	.861	6	30	36/9.0	9	10-3	3	17	2	152	38.0
Westbrook, R	1-1	29:33	7-17	.412	2-4	.500	5-5	1.000	1	2	3/3.0	5	2-0	0	3	0	21	21.0
Jackson, R	4-3	128:22	23-61	.377	4-8	.500	6-8	.750	4	18	22/5.5	17	6-0	3	3	1	56	14.0
Lamb, J	4-0	97:42	22-42	.524	2-7	.286	2-5	.400	3	14	17/4.3	5	4-0	3</				



SACRAMENTO KINGS

SLEEP TRAIN ARENA
One Sports Parkway
Sacramento, CA 95834 • 916-928-0000

Michael Malone
Head Coach



DIRECTORY

Ownership: Vivek Ranadive
General Manager: Pete D'Alessandro
Head Coach: Michael Malone
Assistant Coaches: Tyrone Corbin, Chris Jent, Corliss Williamson, Micah Nori
Head Athletic Trainer: Manny Romero
Director, Media Relations: Chris Clark
Director, Basketball Information: Darryl Arata
Coordinator, Media Relations: Rahsaan Gethers

2014-15 VS. KINGS (ALL TIMES CENTRAL)

11/9/14	Sunday	at Oklahoma City	6:00 p.m.
12/16/14	Tuesday	at Sacramento	9:30 p.m.
1/7/15	Wednesday	at Sacramento	9:00 p.m.
4/10/15	Friday	at Oklahoma City	7:00 p.m.

2013-14 VS. KINGS

Date	Site	W/L	Score
12/3/14	Sacramento	W	97-95
1/19/14	OKC	W	108-93
3/28/14	OKC	W	94-81
4/8/14	Sacramento	W	107-92

THUNDER VS. KINGS ALL-TIME

YEAR	TOTAL	YEAR	TOTAL
1967-68	1-6	1994-95	2-3
1968-69	3-3	1995-96	4-0
1969-70	2-4	1996-97	3-1
1973-74	4-2	1997-98	3-1
1974-75	3-1	1998-99	2-2
1975-76	3-2	1999-00	2-2
1976-77	3-1	2000-01	2-2
1977-78	2-1	2001-02	2-2
1978-79	3-2	2002-03	1-3
1979-80	3-3	2003-04	1-3
1980-81	3-2	2004-05	3-1
1981-82	3-2	2005-06	1-3
1982-83	4-1	2006-07	1-2
1983-84	4-1	2007-08	1-3
1984-85	2-3	2008-09	2-1
1985-86	0-5	2009-10	3-1
1986-87	3-2	2010-11	4-0
1987-88	4-1	2011-12	3-1
1988-89	5-1	2012-13	3-0
1989-90	2-2	2013-14	4-0
1990-91	4-1	Totals	135-81
1991-92	4-1	vs. Cincinnati	18-11
1992-93	4-1	vs. K.C./Omaha	39-25
1993-94	5-0	vs. Sacramento	79-45

GENERAL INFORMATION

Home Court: Sleep Train Arena (17,317)
Radio: KHKT 1140 (1140 AM)
Gary Gerould
Television: Comcast SportsNet
Grant Napear, Jerry Reynolds, Kayte Christensen
Team Colors: Black, Silver, and White

LARGEST WINNING MARGIN

OKC: 35 12/20/90 at Sacramento 110-75
Sacramento: 33 2/18/00 at Sacramento 85-118

CURRENT STREAKS VS. KINGS

SITE	LAST WIN	SCORE	LAST LOSS	SCORE	STREAK
At Home	3/28/14	94-81	3/30/08	107-120	Won 10
At Sacramento	4/8/14	107-92	2/9/12	101-106	Won 4
Overall	4/8/14	107-92	2/9/12	101-106	Won 10

2013-2014 SEASON SERIES (4-0) OKLAHOMA CITY THUNDER VS. SACRAMENTO

PLAYER	G-GS	MIN	FG-FGA	PCT	3FG-FGA	PCT	FT-FTA	PCT	OFF	DEF	TOT/AVG	AST	PF-DQ	STL	TO	BLK	PTS	AVG
Durant, K	4-4	131-34	35-80	.583	9-17	.529	30-32	.938	1	21	22/5.5	22	5-0	8	9	5	109	27.3
Westbrook, R	2-2	56-54	14-31	.452	1-7	.143	4-4	1.000	3	10	13/6.5	13	3-0	1	11	0	33	16.5
Ibaka, S	4-4	121-04	25-49	.510	1-2	.500	9-11	.818	6	21	27/6.8	3	8-0	1	6	8	60	15.0
Butler, C	2-0	52-37	10-20	.500	8-12	.667	1-2	.500	0	8	8/4.0	5	3-0	1	1	0	29	14.5
Jackson, R	3-2	89-23	3-7	.378	5-10	.500	9-10	.900	2	11	14/3.3	13	7-0	1	4	0	42	14.0
Lamb, J	4-0	94-42	18-38	.474	9-18	.500	2-5	.400	1	8	9/2.3	7	8-0	3	3	1	47	11.8
Collison, N	4-0	66-46	11-18	.611	0-1	.000	3-5	.600	6	14	20/5.0	8	10-0	2	3	2	25	6.3
Sefolosha, T	3-3	62-15	5-10	.500	3-4	.750	2-2	1.000	2	8	10/3.3	3	5-0	3	3	0	15	5.0
Williams, R	1-0	6-33	2-3	.667	0-1	.000	0-0	.000	0	0	0/0.0	1	1-0	0	0	4	4.0	
Perkins, K	3-3	55-24	3-10	.300	0-1	.000	0-0	.000	5	5	10/3.3	7	7-0	1	5	1	11	3.7
Adams, S	4-1	75-05	1-6	.167	0-0	.000	11-18	.611	9	10	19/4.8	2	16-1	4	5	3	13	3.3
Fisher, D	4-0	82-04	5-22	.227	1-11	.091	0-0	.000	1	6	7/1.8	8	10-0	5	0	11	2.8	
Roberson, A	3-1	22-22	3-4	.750	0-0	.000	0-0	.000	0	0	0/0.0	0	2-0	0	0	1	6	2.0
Jones, P	3-0	16-38	0-6	.000	0-1	.000	1-2	.500	2	4	6/2.0	1	0-0	0	0	1	1.3	
Thabeat, H	3-0	24-29	0-3	.000	0-0	.000	0-0	.000	0	2	4/1.3	0	0-0	1	1	0	0	0.0
Ivey, R	1-0	2-11	0-1	.000	0-1	.000	0-0	.000	0	1	1/1.0	0	0-0	0	0	0	0	0.0
Gomes, R	0-0	0-0	0-0	.000	0-0	.000	0-0	.000	0	0	0/0.0	0	0-0	0	0	0	0	0.0
THUNDER	4-20	960-00	146-318	.459	37-86	.430	77-102	.755	40	129	210/52.5	93	89-1	31	53	21	406	101.5
KINGS	4-20	960-00	133-333	.399	27-78	.346	68-91	.747	57	121	210/52.5	71	80-1	27	56	16	361	90.3

2013-2014 SEASON SERIES (0-4) SACRAMENTO KINGS VS. OKLAHOMA CITY

PLAYER	G-GS	MIN	FG-FGA	PCT	3FG-FGA	PCT	FT-FTA	PCT	OFF	DEF	TOT/AVG	AST	PF-DQ	STL	TO	BLK	PTS	AVG
Thomas, I	2-1	60-29	20-36	.556	7-16	.438	15-16	.938	0	1	1/0.5	9	3-0	0	1	0	62	31.0
Outlaw, T	2-1	87-56	17-33	.515	6-12	.500	1-2	.500	2	7	9/4.5	6	4-0	1	0	4	41	20.5
Cousins, D	3-3	84-32	18-49	.367	0-0	.000	8-12	.667	8	24	32/10.7	4	11-0	4	13	5	44	14.7
McLemore, B	4-3	134-09	15-43	.349	7-20	.350	15-17	.882	1	14	15/3.8	9	9-0	3	5	1	52	13.0
Vasquez, G	1-1	26-37	4-10	.400	2-2	1.000	0-0	.000	0	1	1/1.0	7	0-0	0	1	0	12	12.0
Thompson, J	4-3	127-59	17-37	.459	0-0	.000	8-12	.667	20	21	41/10.3	3	13-0	0	5	5	42	10.5
McCallum, R	2-2	91-07	9-30	.300	2-4	.500	0-3	.000	1	5	8/3.0	10	6-0	2	0	0	8	8.0
Salmons, J	1-0	26-26	3-8	.375	2-4	.500	0-0	.000	0	0	0/0.0	3	2-0	1	1	1	8	8.0
Cunningham, J	1-0	6-23	1-2	.500	0-0	.000	6-6	1.000	0	1	1/1.0	1	2-0	1	0	0	8	8.0
Gay, R	2-2	47-50	6-18	.333	0-4	.000	1-1	.500	2	2	4/2.0	5	5-0	0	7	0	13	6.5
Williams, D	3-1	77-23	6-15	.400	0-0	.000	7-10	.700	4	4	5/1.7	4	0-0	0	0	0	19	6.3
Hays, C	1-1	17-30	3-3	1.000	0-0	.000	0-0	.000	3	8	9/3.0	0	0-0	2	0	0	8	8.0
Landry, C	1-0	8-51	3-4	.750	0-0	.000	1-1	1.000	1	3	4/4.0	0	1-0	0	0	0	6	6.0
Acy, Q	3-0	58-16	5-15	.333	0-2	.000	2-5	.400	8	12	20/6.7	2	8-1	3	2	2	12	4.0
Evans, R	1-1	18-25	1-4	.250	0-0	.000	2-2	1.000	3	3	6/6.0	1	1-0	2	3	0	4	4.0
Patterson, P	1-0	32-35	1-9	.111	0-2	.000	1-2	.500	4	4	5/1.7	0	0-0	1	1	1	3	3.0
Thorton, M	2-1	39-50	2-11	.182	1-7	.143	0-0	.000	2	5	7/3.5	6	3-0	1	1	1	5	2.5
Gray, A	3-0	17-38	2-2	1.000	0-0	.000	0-0	.000	1	3	4/1.3	0	3-0	0	1	0	4	1.3
Fredette, J	1-0	8-54	0-3	.000	0-0	.000	0-0	.000	0	0	0/0.0	0	0-0	0	0	0	0	0.0
Ndoye, H	1-0	7-10	0-1	.000	0-0	.000	0-0	.000	0	3	3/3.0	0	0-0	0	0	0	0	0.0
Reed, W	0-0	0-0	0-0	.000	0-0	.000	0-0	.000	0	0	0/0.0	0	0-0	0	0	0	0	0.0
KINGS	4-20	960-00	133-333	.399	27-78	.346	68-91	.747	57	121	210/52.5	71	80-1	27	56	16	361	90.3
THUNDER	4-20	960-00	146-318	.459	37-86	.430	77-102	.755	40	129	210/52.5	93	89-1	31	53	21	406	101.5



SAN ANTONIO SPURS

AT&T CENTER
One AT&T Center
San Antonio, TX 78219 • 210-444-5500

Gregg Popovich
Head Coach



DIRECTORY

Chairman & CEO: Peter M. Holt
President of Basketball Operations/Head Coach: Gregg Popovich
President of Sports Franchises/General Manager: R.C. Buford
Assistant Coaches: Ettore Messina, Jim Boylen, Ime Udoka, Chip Engelland, Chad Forcier, Becky Hammon
Head Athletic Trainer: Will Sevensen
Senior Director of Basketball Communications: Tom James

Basketball Communications Manager: Kris Davis
Basketball Communications Senior Coordinator: Mitch Heckart

GENERAL INFORMATION

Home Court: AT&T Center (18,581)
Radio: WOAI (1200 AM)
Bill Schoening
Spanish Radio: KCOR (1350 AM)
Paul Castro
Television: KENS (Ch. 5), KMYS (Ch. 35), FOX Sports Southwest (Ch. 26)
Bill Land, Sean Elliott, Andrew Monaco
Team Colors: Silver, Black, and White

LARGEST WINNING MARGIN

OKC: 38 4/18/01 at Seattle 105-67
San Antonio: 41 3/25/07 at Seattle 79-120

CURRENT STREAKS VS. SPURS

SITE	LAST WIN	SCORE	LAST LOSS	SCORE	STREAK
At Home	4/3/14	106-94	3/16/12	105-114	Won 4
At San Antonio	1/22/14	111-105	3/11/13	93-105	Won 2
Overall	4/3/14	106-94	3/11/13	93-105	Won 5

2013-2014 SEASON SERIES (4-0) OKLAHOMA CITY THUNDER VS. SAN ANTONIO

PLAYER	G-GS	MIN	FG-FGA	PCT	3FG-FGA	PCT	FT-FTA	PCT	OFF	DEF	TOT/AVG	AST	PF-DQ	STL	TO	BLK	PTS	AVG
Durant, K	4-4	154-57	39-85	.459	5-19	.263	22-23	.957	1	31	32/8.0	15	9-0	3	24	3	105	26.3
Westbrook, R	3-3	97-07	25-58	.431	3-14	.214	11-13	.846	2	6	8/2.7	22	5-0	6	7	0	64	21.3
Jackson, R	4-1	125-09	36-63	.571	8-11	.727	5-6	.833	3	10	13/3.3	18	5-0	5	4	0	85	21.3
Ibaka, S	4-4	147-42	25-54	.463	2-5	.400	4-6	.667	9	37	46/11.5	3	7-0	5	5	16	56	14.0
Lamb, J	4-0	60-36	12-27	.444	5-12	.417	0-0	.000	1	6	7/1.8	8	4-0	0	0	0	29	7.3
Fisher, D	4-0	58-53	7-11	.636	5-8	.625	3-3	1.000	0	4	4/1.0	3	10-0	2	1	0	22	5.5
Roberson, A	1-1	14-45	2-2	1.														



TORONTO RAPTORS

AIR CANADA CENTRE
50 Bay Street, Suite 500
Toronto, Canada M5J 2L2 • 416-815-5600

Dwane Casey
Head Coach



DIRECTORY

Chairman of the Board, NBA Governor:

Lawrence M. Tanenbaum

President & General Manager: Masai Ujiri

Head Coach: Dwane Casey

Assistant Coaches: Bill Bayno, Nick Nurse, Jesse Mermuys,

Tom Sterner, Jama Mahlalela

Head Athletic Trainer: Scott McCullough

Director, Media Relations: Jim LaBumard

Manager, Media Relations: Roven Yau

Coordinator, Media Relations: Phil Summers

2014-15 VS. RAPTORS (ALL TIMES CENTRAL)

11/4/14 Tuesday at Toronto 6:30 p.m.
3/8/15 Sunday at Oklahoma City 6:00 p.m.

2013-14 VS. RAPTORS

Date Site W/L Score
12/22/13 OKC L 98-104
3/21/14 Toronto W 119-118 (2OT)

GENERAL INFORMATION

Home Court: Air Canada Centre (19,800)

Radio: Sportsnet 590 The FAN, TSN Radio 1050 Toronto

Paul Jones, Eric Smith, Jack Armstrong, Sherman Hamilton

Television: TSN, Sportsnet

Matt Devlin, Leo Rautins, Jack Armstrong

Team Colors: Red, Silver, and Black

LARGEST WINNING MARGIN

OKC: 44 1/15/97 at Seattle 122-78
Toronto: 17 1/23/00 at Toronto 77-94

CURRENT STREAKS VS. RAPTORS

SITE	LAST WIN	SCORE	LAST LOSS	SCORE	STREAK
At Home	11/6/12	108-88	12/22/13	98-104	Lost 1
At Toronto	3/21/14	119-118 (2OT)	12/3/10	99-111	Won 2
Overall	3/21/14	119-118 (2OT)	12/22/13	98-104	Won 1

2013-2014 SEASON SERIES (1-1) OKLAHOMA CITY THUNDER VS. TORONTO

PLAYER	G-GS	MIN	FG-FGA	PCT	3FG-FGA	PCT	FT-FTA	PCT	OFF	DEF	TOT/AVG	AST	PF-DQ	STL	TO	BLK	PTS	AVG
Durant, K	2-2	89:35	20-48	.417	9-19	.474	26-31	.839	2	18	20/10.0	10	5-0	1	11	1	75	37.5
Westbrook, R	2-2	54:24	13-30	.433	2-6	.333	14-15	.933	2	10	12/6.0	6	2-0	3	8	0	42	21.0
Jackson, R	2-0	63:01	8-26	.308	1-9	.111	14-14	1.000	1	15	16/8.0	8	4-0	1	6	1	31	15.5
Ibaka, S	2-2	76:20	10-24	.417	1-4	.250	1-1	1.000	5	6	11/5.5	1	9-0	1	2	2	22	11.0
Jones, P	1-0	11:37	3-4	.750	0-1	.000	2-2	1.000	2	1	3/3.0	0	1-0	0	1	1	8	8.0
Fisher, D	2-0	52:06	4-11	.364	3-10	.300	3-3	1.000	1	2	3/1.5	1	5-0	1	1	0	14	7.0
Sefolosha, T	1-1	17:39	1-2	.500	0-0	.000	2-2	1.000	1	1	2/2.0	1	5-0	0	0	0	5	5.0
Collison, N	2-0	35:23	3-5	.600	0-0	.000	3-4	.750	2	3	5/2.5	2	4-0	1	1	1	9	4.5
Butler, C	1-0	35:37	1-9	.111	1-4	.250	1-2	.500	1	1	2/2.0	2	6-1	5	0	1	4	4.0
Lamb, J	2-0	27:22	3-9	.333	1-5	.200	0-0	.000	0	1	1/0.5	1	2-0	2	0	1	7	3.5
Adams, S	2-1	28:54	0-5	.000	0-0	.000	0-0	.000	5	7	12/6.0	2	5-0	1	3	0	0	0.0
Perkins, K	1-0	18:47	0-1	.000	0-0	.000	0-0	.000	0	3	3/3.0	0	4-0	2	0	0	0	0.0
Roberson, A	1-1	14:07	0-0	.000	0-0	.000	0-0	.000	0	4	4/4.0	1	6-1	1	0	0	0	0.0
Thabeet, H	1-0	5:08	0-0	.000	0-0	.000	0-0	.000	0	0	0/0.0	0	0-0	0	0	0	0	0.0
Shakur, M	0-0	0:00	0-0	.000	0-0	.000	0-0	.000	0	0	0/0.0	0	0-0	0	0	0	0	0.0
THUNDER	2-10	530:00	66-174	.379	19-59	.322	66-74	.892	22	72	116/58.0	35	58-2	17	33	11	217	108.5
RAPTORS	2-10	530:00	77-192	.401	16-49	.327	62-62	.839	26	73	125/62.5	39	61-1	17	34	10	222	111.0

2013-2014 SEASON SERIES (1-1) TORONTO RAPTORS VS. OKLAHOMA CITY

PLAYER	G-GS	MIN	FG-FGA	PCT	3FG-FGA	PCT	FT-FTA	PCT	OFF	DEF	TOT/AVG	AST	PF-DQ	STL	TO	BLK	PTS	AVG
DeRozan, D	2-2	86:51	16-43	.372	0-3	.000	18-21	.857	0	10	10/5.0	7	7-0	2	8	0	50	25.0
Lowry, K	2-2	83:47	12-32	.375	8-17	.471	15-16	.938	3	10	13/6.5	13	7-0	7	4	0	47	23.5
Johnson, A	2-2	81:56	19-30	.633	1-2	.500	3-4	.750	11	14	25/12.5	5	8-0	3	4	5	42	21.0
Vasquez, G	2-0	46:21	10-17	.588	3-8	.375	5-6	.833	0	9	9/4.5	8	10-1	0	5	0	28	14.0
Valanciunas, J	2-2	80:51	9-21	.429	0-0	.000	3-4	.750	5	14	19/9.5	1	6-0	3	2	21	10.5	
Salmons, J	2-0	49:07	5-16	.313	1-9	.111	3-5	.600	0	7	7/3.5	2	8-0	2	5	1	14	7.0
Patterson, P	1-0	16:11	2-3	.667	1-1	1.000	0-0	.000	1	1	2/2.0	0	1-0	0	0	0	5	5.0
Ross, T	2-2	44:47	3-9	.333	2-8	.250	0-0	.000	0	5	5/2.5	2	8-0	2	0	0	8	4.0
Hansbrough, T	2-0	31:59	1-8	.125	0-0	.000	5-6	.833	6	3	9/4.5	0	4-0	1	2	2	9	3.5
De Colo, N	1-0	7:09	0-3	.000	0-1	.000	0-0	.000	0	0	0/0.0	0	2-0	0	0	0	0	0.0
Novak, S	2-0	1:03	0-0	.000	0-0	.000	0-0	.000	0	0	0/0.0	0	0-0	0	0	0	0	0.0
Buycks, D	0-0	0:00	0-0	.000	0-0	.000	0-0	.000	0	0	0/0.0	0	0-0	0	0	0	0	0.0
Hays, C	0-0	0:00	0-0	.000	0-0	.000	0-0	.000	0	0	0/0.0	0	0-0	0	0	0	0	0.0
Fields, L	0-0	0:00	0-0	.000	0-0	.000	0-0	.000	0	0	0/0.0	0	0-0	0	0	0	0	0.0
Stone, J	0-0	0:00	0-0	.000	0-0	.000	0-0	.000	0	0	0/0.0	0	0-0	0	0	0	0	0.0
RAPTORS	2-10	530:00	77-192	.401	16-49	.327	62-62	.839	26	73	125/62.5	39	61-1	17	34	10	222	111.0
THUNDER	2-10	530:00	66-174	.379	19-59	.322	66-74	.892	22	72	116/58.0	35	58-2	17	33	11	217	108.5



UTAH JAZZ

ENERGYSOLUTIONS ARENA
310 W. South Temple
Salt Lake City, UT 84101 • 801-325-2500

Quin Snyder
Head Coach



DIRECTORY

Owner: Gail Miller

General Manager: Dennis Lindsey

Head Coach: Quin Snyder

Assistant Coaches: Brad Jones, Antonio Lang, Alex Jensen,

Mike Wells, Johnnie Bryant

Head Athletic Trainer: Gary Briggs

Director, Communications: Jonathan Rinehart

Senior Manager, Communications: Derek Garduño

Manager, Communications: Caroline Burleson

2014-15 VS. JAZZ (ALL TIMES CENTRAL)

11/18/14 Tuesday at Utah 8:00 p.m.
11/26/14 Wednesday at Oklahoma City 7:00 p.m.
1/9/15 Friday at Oklahoma City 7:00 p.m.
3/28/15 Saturday at Utah 8:00 p.m.

2013-14 VS. JAZZ

Date Site W/L Score
10/30/13 Utah W 101-98
11/24/13 OKC W 95-73
1/7/14 Utah L 101-112
3/30/14 OKC W 116-96

THUNDER VS. JAZZ ALL-TIME

YEAR	TOTAL	YEAR	TOTAL
1974-75	3-1	1996-97	1-3
1975-76	3-1	1997-98	2-2
1976-77	3-1	1998-99	2-2
1977-78	2-2	1999-00	2-2
1978-79	3-0	2000-01	0-4
1979-80	5-1	2001-02	1-3
1980-81	4-1	2002-03	2-2
1981-82	5-0	2003-04	1-3
1982-83	5-0	2004-05	3-1
1983-84	1-4	2005-06	3-1
1984-85	3-2	2006-07	2-2
1985-86	2-3	2007-08	0-4
1986-87	3-2	2008-09	1-3
1987-88	1-4	2009-10	3-1
1988-89	3-1	2010-11	3-1
1989-90	1-3	2011-12	2-1
1990-91	1-3	2012-13	3-1
1991-92	3-1	2013-14	3-1
1992-93	2-2	Totals	94-74
1993-94	3-1	vs. New Orleans	14-5
1994-95	1-3	vs. Utah	80-69
1995-96	3-1		

GENERAL INFORMATION

Home Court: EnergySolutions Arena (19,911)

Radio: KZNS (1280 AM/95.7 FM "The Zone")

David Locke, Ron Boone

Television: ROOT Sports

Craig Bolerjack, Matt Harpring

Team Colors: Navy, Dark Yellow, Dark Green, and Gray

LARGEST WINNING MARGIN

OKC: 34 11/13/77 at Seattle 117-83
Utah: 36 11/26/86 at Utah 91-127

CURRENT STREAKS VS. JAZZ

SITE	LAST WIN	SCORE	LAST LOSS	SCORE	STREAK
At Home	3/30/14	116-96	10/31/10	99-120	Won 6
At Utah	210/30/13	101-98	1/7/14	101-112	Lost 1
Overall	3/30/14	116-96	1/7/14	101-112	Won 1

2013-2014 SEASON SERIES (3-1) OKLAHOMA CITY THUNDER VS. UTAH

PLAYER	G-GS	MIN	FG-FGA	PCT	3FG-FGA	PCT	FT-FTA	PCT	OFF	DEF	TOT/AVG	AST	PF-DQ	STL	TO	BLK	PTS	AVG
Durant, K	4-4	139:49	35-80	.438	10-28	.357	60-65	.923	0	26	26/6.5	17	8-0	10	10	2	140	35.0
Westbrook, R	1-1	24:36	5-11	.455	0-2	.000	9-9	1.000	8	5	5/5.0	4	3-0	1	2	0	19	19.0
Butler, C	1-0	26:06	5-8	.625	5-5	1.000	0-0	.000	0	2	2/2.0	1	2-0	0	0	0	15	15.0
Jackson, R	3-3	100:00	16-33	.485	3-9	.333	9-12	.750	3	7	10/3.3	16	4-0	11	9	0	44	14.7
Ibaka, S	3-3	98:08	19-41	.463	0-0	.000	4-6	.667	7	20	27/9.0	2	6-0	1	2	9	42	14.0
Lamb, J	4-0	91:54	16-41	.390	2-13	.154	2-3	.667	1	11	12/3.0	6	9-0	4	3	0	36	9.0
Sefolosha, T	3-3	79:08	11-24	.458	3-10	.300	2-2	1.000	1	8	9/3.0	5	4-0	4	2	2	27	9.0
Collison, N	4-0	73:10	9-12	.750	1-1	1.000	3-4	.750	8	11	19/4.8	5	12-0	6	2	22	5.5	
Perkins, K	3-3	64:33	7-15	.467	0-0	.000	0-0	.000	7	7	14/4.7	4	12-0	2	3	1	14	4.7
Jones, P	4-1	45:45	7-11	.636	3-4	.750	1-2	.500	1	7	8/2.0	1	8-0	1	2	1	18	4.5
Adams, S	4-1	75:11	8-15	.533	0-0	.000	1-3	.333	7	16	23/5.8	3	13-0	3	6	0	17	4.3
Fisher, D	4-0	65:02	4-15	.267	1-8	.125	3-4	.750	0	10	10/2.5	10	8-0	3	3	0	12	3.0
Thabeet, H	1-0	19:00	1-1	1.000	0-0	.000	0-0	.000	0	1	1/1.0	0	5-0	0	1	2	2	2.0
Gomes, R																		



WASHINGTON WIZARDS

VERIZON CENTER

601 F Street NW

Washington, DC 20004 • 202-661-5000

Randy Wittman
Head Coach



DIRECTORY

Majority Owner: Ted Leonsis
President: Ernie Grunfeld
Head Coach: Randy Wittman
Assistant Coaches: Don Newman, Don Zierden, Roy Rogers, Pat Sullivan, Howard Eisley
Head Athletic Trainer: Eric Waters
Senior Director, Communications: Scott Hall
Director, Communications: Patrick Rees
Manager, Communications: Daren Jenkins

2014-15 VS. WIZARDS (ALL TIMES CENTRAL)

1/2/15 Friday at Oklahoma City 7:00 p.m.
1/21/15 Wednesday at Washington 7:00 p.m.

2013-14 VS. WIZARDS

Date Site W/L Score
11/10/13 OKC W 106-105 (OT)
2/1/14 Washington L 81-96

THUNDER VS. WIZARDS ALL-TIME

YEAR	TOTAL	YEAR	TOTAL
1967-68	2-5	1991-92	2-0
1968-69	2-4	1992-93	2-0
1969-70	4-2	1993-94	2-0
1970-71	2-3	1994-95	2-0
1971-72	3-2	1995-96	1-1
1972-73	0-4	1996-97	2-0
1973-74	2-2	1997-98	1-1
1974-75	1-3	1998-99	0-1
1975-76	1-3	1999-00	2-0
1976-77	3-1	2000-01	2-0
1977-78	1-3	2001-02	1-1
1978-79	2-2	2002-03	1-1
1979-80	1-1	2003-04	1-1
1980-81	1-1	2004-05	0-2
1981-82	1-1	2005-06	1-1
1982-83	1-1	2006-07	0-2
1983-84	1-1	2007-08	0-2
1984-85	2-0	2008-09	1-1
1985-86	1-1	2009-10	2-0
1986-87	1-1	2010-11	2-0
1987-88	2-0	2011-12	0-1
1988-89	1-1	2012-13	1-1
1989-90	2-0	2013-14	1-1
1990-91	2-0	Totals	66-59

GENERAL INFORMATION

Home Court: Verizon Center (20,356)
Radio: WNEW 99.1 FM/WFED 1500 AM
Dave Johnson, Glenn Consor
Television: Comcast SportsNet
Steve Buchhantz, Phil Chenier, Chris Miller
Team Colors: Red, White, and Blue

LARGEST WINNING MARGIN

OKC: 29 10/25/78 at Seattle 121-92
29 2/15/00 at Seattle 114-85
Washington: 41 11/11/05 at Washington 96-137

CURRENT STREAKS VS. WIZARDS

SITE	LAST WIN	SCORE	LAST LOSS	SCORE	STREAK
At Home	11/10/13	106-105 (OT)	3/26/08	99-104	Won 5
At Washington	3/14/11	116-89	2/1/14	81-96	Lost 3
Overall	11/10/13	106-105 (OT)	2/1/14	81-96	Lost 1

2013-2014 SEASON SERIES (1-1) OKLAHOMA CITY THUNDER VS. WASHINGTON

PLAYER	G-GS	MIN	FG-FGA	PCT	3FG-FGA	PCT	FT-FTA	PCT	OFF	DEF	TOT/AVG	AST	PF-DQ	STL	TO	BLK	PTS	AVG
Durant, K	2-2	83:56	20-44	.455	1-10	.100	18-19	.947	4	13	17/8.5	13	5-0	0	10	1	59	29.5
Ibaka, S	2-2	77:16	17-30	.567	0-3	.000	5-6	.833	5	15	20/10.0	1	5-0	1	2	7	39	19.5
Westbrook, R	1-1	30:01	4-16	.250	3-7	.429	2-2	1.000	3	1	4/4.0	4	3-0	1	5	0	13	13.0
Jackson, R	2-1	62:46	12-27	.444	0-5	.000	0-0	.000	0	15	15/7.5	8	6-0	4	10	0	24	12.0
Sefolosha, T	2-2	63:37	7-13	.538	2-2	1.000	0-0	.000	4	12	16/8.0	6	2-0	3	2	1	16	8.0
Lamb, J	2-0	42:05	5-13	.385	1-7	.143	3-3	1.000	0	3	3/1.5	1	1-0	2	0	0	14	7.0
Jones, P	2-0	35:00	3-9	.333	1-4	.250	3-4	.750	1	7	8/4.0	2	2-0	0	0	1	10	5.0
Fisher, D	2-0	19:23	2-6	.333	2-6	.333	0-1	.000	1	2	3/1.5	1	2-0	0	0	0	6	3.0
Collison, N	1-0	18:07	1-1	1.000	0-0	.000	0-0	.000	2	1	3/3.0	0	0-0	0	2	0	2	2.0
Adams, S	2-0	33:10	1-5	.200	0-0	.000	1-2	.500	3	2	5/2.5	0	5-0	0	3	3	3	1.5
Perkins, K	2-2	39:39	0-6	.000	0-0	.000	1-2	.500	4	6	10/5.0	4	5-0	0	4	0	1	0.5
Gomes, R	0-0	0:00	0-0	.000	0-0	.000	0-0	.000	0	0	0/0.0	0	0-0	0	0	0	0	0.0
Roberson, A	0-0	0:00	0-0	.000	0-0	.000	0-0	.000	0	0	0/0.0	0	0-0	0	0	0	0	0.0
Thabeet, H	0-0	0:00	0-0	.000	0-0	.000	0-0	.000	0	0	0/0.0	0	0-0	0	0	0	0	0.0
THUNDER	2-10	505:00	72-170	.424	10-44	.227	33-39	.846	27	77	116/58.0	40	38-0	11	38	13	187	93.5
WIZARDS	2-10	505:00	81-177	.458	20-53	.377	19-35	.543	15	69	100/50.0	51	37-0	14	24	9	201	100.5

2013-2014 SEASON SERIES (1-1) WASHINGTON WIZARDS VS. OKLAHOMA CITY

PLAYER	G-GS	MIN	FG-FGA	PCT	3FG-FGA	PCT	FT-FTA	PCT	OFF	DEF	TOT/AVG	AST	PF-DQ	STL	TO	BLK	PTS	AVG
Beal, B	2-2	76:19	16-35	.457	7-14	.500	2-2	1.000	1	6	7/3.5	4	1-0	1	3	0	41	20.5
Ariza, T	2-2	80:04	14-28	.500	4-9	.444	1-6	.167	2	9	11/5.5	4	7-0	2	2	1	33	16.5
Hilario, N	2-2	52:26	13-18	.722	1-1	1.000	4-12	.333	5	7	12/6.0	7	8-0	1	3	1	31	15.5
Wall, J	2-2	74:35	10-24	.323	1-7	.143	6-7	.857	0	9	9/4.5	23	2-0	6	6	1	27	13.5
Gortat, M	2-2	74:59	11-22	.500	0-0	.000	5-5	1.000	1	21	22/11.0	4	5-0	1	1	5	25	12.5
Harrington, A	1-0	22:21	4-10	.400	3-6	.500	0-0	.000	0	1	1/1.0	2	2-0	0	2	0	11	11.0
Webster, M	2-0	50:47	6-19	.316	3-14	.214	3-3	1.000	1	7	8/4.0	1	4-0	1	1	1	18	9.0
Temple, G	1-0	14:06	3-4	.750	1-1	1.000	0-0	.000	1	1	2/2.0	2	1-0	0	0	0	7	7.0
Seraphin, K	2-0	22:36	3-5	.600	0-0	.000	0-0	.000	2	2	4/2.0	1	4-0	1	0	0	6	3.0
Booker, T	1-0	23:20	1-4	.250	0-0	.000	0-0	.000	2	4	6/6.0	1	1-0	0	2	0	2	2.0
Maynor, E	1-0	13:20	0-1	.000	0-1	.000	0-0	.000	0	2	2/2.0	2	2-0	1	2	0	0	0.0
Rice, G	0-0	0:00	0-0	.000	0-0	.000	0-0	.000	0	0	0/0.0	0	0-0	0	0	0	0	0.0
Vesely, J	0-0	0:00	0-0	.000	0-0	.000	0-0	.000	0	0	0/0.0	0	0-0	0	0	0	0	0.0
Singleton, C	0-0	0:00	0-0	.000	0-0	.000	0-0	.000	0	0	0/0.0	0	0-0	0	0	0	0	0.0
Porter, O	0-0	0:00	0-0	.000	0-0	.000	0-0	.000	0	0	0/0.0	0	0-0	0	0	0	0	0.0
WIZARDS	2-10	505:00	81-177	.458	20-53	.377	19-35	.543	15	69	100/50.0	51	37-0	14	24	9	201	100.5
THUNDER	2-10	505:00	72-170	.424	10-44	.227	33-39	.846	27	77	116/58.0	40	38-0	11	38	13	187	93.5

MEDIA INFORMATION





THUNDER BROADCASTERS



BRIAN DAVIS THUNDER PLAY-BY-PLAY

Brian Davis is entering his seventh season as the television voice for the Oklahoma City Thunder. He serves as part of a Thunder broadcasting team on FOX Sports Oklahoma that has been awarded three regional Heartland Emmy Awards since 2008.

A veteran basketball broadcaster, Davis returned to the NBA in 2004 as host of Seattle Sonics broadcasts. He regularly covered the Chicago Bulls during the Michael Jordan era and became a contributor to NBA Radio, hosting game broadcasts and serving as sideline reporter for the network during the Playoffs, including the NBA Finals. He later hosted Bulls broadcasts on FSN Chicago and occasionally called Sonics games in Seattle. He has an extensive play-by-play resume at the college level, including the Big Ten, Pac-10, Conference USA and the Mid-American Conference.

Davis has called games at the professional level in three other sports: football, as radio voice of the Seattle Seahawks; hockey, in a reserve role with Chicago Blackhawks; and soccer, with Major League Soccer's Chicago Fire. He has also worked as a preseason play-by-play announcer for the NFL's Arizona Cardinals.

As a sports anchor for CBS Radio and its Chicago all-news affiliate, Davis covered major events including the Olympics, NBA Finals and Stanley Cup Finals. His resume includes play-by-play on national college football broadcasts for Westwood One Radio. He is an accomplished interviewer and talk show host and has won several professional awards, including one for investigative journalism during his days as a news reporter in Chicago.

Davis holds a journalism degree from Northwestern University. He and his wife, Judy, have two adult children and make their home in Oklahoma City.



MICHAEL CAGE THUNDER TELEVISION ANALYST

Michael Cage joins the Thunder broadcasting team in 2014 as its television analyst for all FOX Sports Oklahoma broadcasts.

Cage played 15 seasons from 1984-2000 as a power forward in the NBA with the Los Angeles Clippers, Seattle SuperSonics, Cleveland Cavaliers, Philadelphia 76ers and New Jersey Nets. He led the NBA in rebounding in 1988, capturing the title by grabbing 30 rebounds in the final game of the regular season.

A native of West Memphis, Ark., Cage was a first-round draft pick of the Clippers in 1984 following a successful career at San Diego State University. At SDSU he was named a second-team All-American in 1984 and twice was selected as Western Athletic Conference Player of the Year. The Aztecs retired his jersey (No. 44) in 1984. He was also a member of the gold-medal winning 1983 United States team in the Pan American Games, and he is a member of both the Arkansas Sports Hall of Fame and the San Diego State Hall of Fame.

Following his playing career, Cage has worked as both a broadcaster and a high school and AAU basketball coach. His broadcasting experience includes serving as TV analyst for the Memphis Grizzlies, FOX Sports West, Prime Ticket and Westwood One radio. Cage coached Mater Dei High School in Los Angeles to back-to-back state titles in 2013-14 and a national championship in 2014. He also served as a guest coach for the Cleveland Cavaliers at the 2013 NBA Summer League in Las Vegas.

Cage has a long history of giving back to the community during and after his NBA playing career. The Michael Cage Foundation works with young athletes to mentor, teach and share life lessons.



LESLEY McCASLIN THUNDER COURTSIDE TELEVISION AND WEB REPORTER

Lesley McCaslin joined the Thunder in 2012 as the team's courtside TV reporter on FOX Sports Oklahoma and web reporter for Thunder.NBA.com.

McCaslin came to the Thunder from Dallas, where she has worked as an anchor and reporter on FOX Sports Southwest, covering the Dallas Mavericks, Texas Rangers, and Big 12 and Conference USA football. Her career also includes Texas high school football broadcasts and local TV sports reporting in Texas markets Austin and Abilene. She grew up in west Texas and graduated from the University of Texas at Austin.

As host and courtside/web reporter, McCaslin anchors the team's pregame show Thunder Live, provides courtside reports during the game broadcasts and is a frequent video contributor to the team website, Thunder.NBA.com, covering Thunder Basketball and community events.



THUNDER BROADCASTERS



MATT PINTO THUNDER RADIO BROADCASTER

Oklahoma City Thunder radio broadcaster Matt Pinto is a veteran NBA play-by-play announcer who has been with the franchise since 2007. The 2014-15 season is his 25th as an NBA play-by-play broadcaster.

Prior to joining the franchise, Pinto was in Los Angeles, where he has served as the radio voice of the NBA's Clippers for two seasons. From 1997-2005, Pinto was on the Dallas Mavericks' broadcast team, serving as the radio play-by-play voice from 1997-2001 and the television voice from 2001-05. While in Dallas, Pinto also worked as a talk show host for KESN radio and was the play-by-play announcer of the NCAA Division IAA regional game of the week for The Football Network. In 1997, Pinto was named best play-by-play announcer for the state of Texas by the Associated Press.

From 1990-97, Pinto was the radio play-by-play voice of the NBA's Charlotte Hornets, where he was recognized in 1992 as the Premier Sportscaster in North Carolina by the Charlotte Observer. Pinto was also the television play-by-play voice of UNC-Charlotte basketball games and was an occasional host of ESPN national sports talk shows, as well as serving as the play-by-play voice of Westwood One college basketball.

Before joining the NBA ranks, Pinto worked in the sports broadcasting field in Honolulu, Boston, Los Angeles and Amarillo, Texas.

During his time with the Thunder, Pinto has been twice honored with a Heartland Regional Emmy Award for his contributions to Oklahoma City Thunder telecasts. The broadcaster has four children, Tamara, Daryl, Nash and Gabriela.



ELENO ORNELAS THUNDER SPANISH RADIO PLAY-BY-PLAY ANNOUNCER

Eleno Ornelas joined the Thunder in 2009 as the Spanish radio play-by-play announcer, calling all Thunder home games.

Ornelas also serves as the Texas Rangers coordinator of Spanish broadcasting and the play-by-play announcer for all Rangers Spanish radio broadcasts. He joined the Rangers Spanish radio broadcast team in 2000, contributing both play-by-play and analysis before becoming the full-time play-by-play announcer in 2003. He has done radio play-by-play for the Dallas Mavericks and covered the Dallas Cowboys.

Ornelas, is a native of Juarez, Mexico and was a professional baseball announcer in that country before coming to Texas. He has an extensive background as an administrator in the Mexican amateur baseball leagues in north Texas, serving as president of the Dallas League from 1993-98.

2014-15 OKLAHOMA CITY THUNDER RADIO NETWORK

Flagship	WWLS (98.1 FM The Sports Animal) Oklahoma City
KQTZ.....	(105.9 FM), Altus/Hobart, Okla.
KKBI.....	(106.1 FM), Broken Bow/Idabel, Okla.
KADS.....	(1240 AM The Sports Animal), Elk City, Okla.
KXRC.....	(1390 AM), Enid, Okla.
KXCA.....	(1050 AM, 1380 AM, 93.7 FM The Ticket), Lawton, Okla.
KMCO.....	(101.3 FM), McAlester, Okla.
KWPN.....	(640 AM ESPN), Oklahoma City
WKY.....	(930 AM La Indomable) Spanish broadcast/home games only, Oklahoma City
KAKC.....	(1430 AM The Buzz), Tulsa, Okla.
KSIW.....	(1450 AM The Sports Animal), Woodward, Okla.

Live streaming of games within 75 miles of OKC at www.thesportsanimal.com



BASKETBALL COMMUNICATIONS STAFF



MATT TUMBLESON

DIRECTOR OF BASKETBALL COMMUNICATIONS

Matt Tumbleson begins his fourth season as the Thunder's Director of Basketball Communications. Tumbleson and the Basketball Communications staff are responsible for promoting the endeavors of the Thunder players, coaches and front office staff both on and off the court. He is also responsible for managing the day-to-day requests from local, national and international media.

Prior to joining the Thunder, Tumbleson served three-plus years as the primary media contact for the Memphis Grizzlies for all business operations, FedExForum and team content away from the court. During the 2010-11 season, Tumbleson took over all team on-court communications initiatives in addition to his previous responsibilities as the Senior Manager of Communications and Publications. Before his stint in Memphis, the Illinois native worked on the team side of communications for the New Jersey Nets and San Antonio Spurs. During the 2005-06 season, Tumbleson worked for both the Spurs media relations and basketball operations department.

Matt resides in Edmond with his wife, Christina and two children, Teddy and Audrey.



MICHAEL RAVINA

MANAGER OF BASKETBALL COMMUNICATIONS

Michael Ravina enters his seventh season with the club as Manager of Basketball Communications. The San Rafael, CA native came to Oklahoma City after spending the previous three seasons with the Golden State Warriors Public Relations department.

In his current role, Ravina will serve as a liaison between the Thunder and local, national and international media. Additionally, Ravina assists in the teams credentialing process, and share duties associated with team travel.

Ravina is a 2005 graduate of Syracuse University with a degree in Communications and Rhetorical Studies and a minor in Spanish Language, Literature and Linguistics.



JOHN READ

MANAGER OF BASKETBALL COMMUNICATIONS

John Read enters his sixth full season with the Oklahoma City Thunder after joining the organization in March of 2009. The Mission Viejo, CA native is a 2006 graduate of Loyola Marymount University with a degree in Business Finance.

Read joined the Thunder after starting the 2008-09 NBA season with the Dallas Mavericks front office. His NBA experience dates back to 2004 when he began working as an intern with the Los Angeles Lakers Public Relations Department.

MEDIA INFORMATION



The following information has been established to assist in your coverage of the Oklahoma City Thunder and to provide a professional working environment for all members of the media.

PR HOTLINE 405-208-4801

The Oklahoma City Thunder PR Hotline is updated daily with practice times, shoot-around times and media availability times.

CHESAPEAKE ENERGY ARENA is located in downtown Oklahoma City at the corner of Reno Avenue and Robinson Avenue. Chesapeake Energy Arena sits in the heart of a downtown renaissance, just steps away from the Cox Convention Center, as well as hotels, restaurants and entertainment venues in downtown Oklahoma City and Bricktown.

PARKING is available on a limited basis and can be requested by calling the Basketball Communications Department. Please confirm your credential and parking spot prior to arriving at the game. Media parking is located in the Cox Convention Center parking garage located just north of the Chesapeake Energy Arena. Media with confirmed parking should enter the Cox Center parking garage off Robinson street just north of Reno.

TELEPHONES are provided in the media workroom and, on a limited basis, courtside. A request for a dedicated phone line can be made by calling the public relations department 24 hours prior to tip-off.

MEDIA SEATING is located on the scorer's table, the second row scorer's table, setion 116 and section 103. Media seats will be assigned by the Basketball Communications department and we ask that you please do not switch assigned seats without prior approval from the Basketball Communications department. Seating charts can be found in the media workroom.

MEDIA DINING is provided to working media and will be served in the media dining area 2.5 hours prior to tip-off on game day.

PHOTOGRAPHERS can find photo charts with their assigned spots in the media workroom. All lanes are assigned and photographers cannot switch assigned lanes without approval from a member of the Basketball Communications department. Please be considerate of fans seated directly behind you. For the safety of players, and in accordance with league rules, rubber lenses must be used and photographers are not allowed on the floor at anytime during the game. Remote cameras and tripods are not allowed on the floor. Use of a flash bulb is prohibited.

PHOTOGRAPHERS ARE PROHIBITED TO SHOOT FROM THE GRANDSTAND AREA WITHOUT PRIOR APPROVAL FROM THE PUBLIC RELATIONS DEPARTMENT.

INTERVIEW REQUESTS requiring special accommodations should be made in advance by contacting the public relations department. For player and coach interview requests, please contact Matt Tumbleson at mtumbleson@thunder-nba.com.

GAME NOTES AND STATISTICS are available in the media room two hours before each game, during the game and after the game. Statistics are distributed to the media seating areas after each quarter. Statisticians for radio and television broadcasts can be arranged by contacting the basketball communications department.



MEDIA INFORMATION

MEDIA COVERING THE THUNDER



DARNELL MAYBERRY
THE OKLAHOMAN



ANTHONY SLATER
THE OKLAHOMAN



BERRY TRAMEL
THE OKLAHOMAN



JENNI CARLSON
THE OKLAHOMAN



BOB BARRY JR.
KFOR-TV



DEAN BLEVINS
KWTN-TV



BRYAN KEATING
KOCO-TV



MICHAEL KINNEY
NORMAN TRANSCRIPT



MYRON PATTON
KOKH-TV



RANDY RENNER
NBA.COM



JOHN ROHDE
107.7 THE FRANCHISE



ROYCE YOUNG
ESPN.COM




INTEGRIS Thunder Development Center

The Oklahoma City Thunder began calling the INTEGRIS Thunder Development Center home just prior to the start of the 2011-12 season. The 53,000 square foot state-of-the-art practice facility features two full-sized basketball courts, a 27-seat team classroom and a hydrotherapy area which was designed to benefit the Thunder's medical and training staff in the prevention and rehabilitation of injuries.

Funding for the construction of the practice facility and renovations to the team's Chesapeake Energy Arena comes from a one-cent sales tax approved by Oklahoma City voters on March 4, 2008. The 15-month tax took effect on

January 1, 2009 and ran through March 31, 2010. As part of the lease agreement, the Thunder will make an annual rent payment to the City of Oklahoma City.

During the groundbreaking ceremony in August of 2009, Oklahoma City Mayor Mick Cornett commented, "Having the Thunder in Oklahoma City has been a tremendous sense of pride for our community. When the citizens of Oklahoma City passed the Big League



City initiative to renovate the city's downtown arena and build an NBA-leading practice facility, we all looked forward to this day."

INTEGRIS is the official health care provider of the Oklahoma City Thunder.

