



2017  
2018



MEDIA  
GUIDE



## OCTOBER / NOVEMBER

SUN	MON	TUE	WED	THU	FRI	SAT
15	16	17	18	19 <b>TNT</b> NYK 7:00	20	21 <b>FSO</b> UTA 8:00
22 <b>FSO</b> MIN 6:00	23	24	25 <b>FSO</b> IND 7:00	26	27 <b>FSO</b> MIN 7:00	28 <b>FSO</b> CHI 7:00
29	30	31 <b>FSO</b> MIL 7:00	1	2	3 <b>FSO</b> BOS 8:30	4
5 <b>FSO</b> POR 8:00	6	7 <b>FSO</b> SAC 9:00	8	9 <b>FSO</b> DEN 9:30	10 <b>FSO</b> LAC 8:00	11
12 <b>DAL</b> 6:00	13	14	15 <b>CHI</b> 7:00	16	17 <b>FSO</b> SAS 7:00	18
19	20 <b>FSO</b> NOP 7:00	21	22 <b>FSO</b> GSW 7:00	23	24 <b>FSO</b> DET 7:00	25 <b>FSO</b> DAL 7:30
26	27	28	29 <b>FSO</b> ORL 6:00	30		

## DECEMBER

SUN	MON	TUE	WED	THU	FRI	SAT
				1 <b>FSO</b> MIN 7:00	2	
3 <b>FSO</b> SAS 6:00	4	5 <b>FSO</b> UTA 7:00	6	7 <b>FSO</b> BKN 9:00	8	9 <b>FSO</b> MEM 8:00
10	11 <b>FSO</b> CHA 7:00	12	13 <b>FSO</b> IND 6:00	14	15 <b>FSO</b> PHI 6:30	16 <b>FSO</b> NYK 6:30
17	18 <b>FSO</b> DEN 7:00	19	20 <b>FSO</b> UTA 7:00	21	22 <b>FSO</b> ATL 7:00	23 <b>FSO</b> UTA 7:00
24	25 <b>ABC</b> HOU 7:00	26	27 <b>FSO</b> TOR 7:00	28	29 <b>FSO</b> MIL 7:00	30
31 <b>DAL</b> 6:00						

★ At Mexico City

## JANUARY

SUN	MON	TUE	WED	THU	FRI	SAT
	1	2	3 <b>FSO</b> LAL 9:30	4 <b>FSO</b> LAC 9:30	5	6
7 <b>FSO</b> PHX 7:00	8	9 <b>FSO</b> POR 7:00	10 <b>FSO</b> MIN 7:00	11	12	13 <b>FSO</b> CHA 4:00
14	15 <b>FSO</b> SAC 7:00	16	17 <b>FSO</b> LAL 7:00	18	19	20 <b>ABC</b> CLE 2:30
21	22	23 <b>FSO</b> BKN 7:00	24	25 <b>TNT</b> WAS 7:00	26	27 <b>FSO</b> DET 4:00
28 <b>FSO</b> PHI 5:00	29	30 <b>FSO</b> WAS 6:00	31			

## FEBRUARY

SUN	MON	TUE	WED	THU	FRI	SAT
				1 <b>FSO</b> DEN 9:30	2 <b>FSO</b> NOP 8:00	3
4 <b>ABC</b> LAL 1:00	5	6 <b>TNT</b> GSW 9:30	7	8 <b>FSO</b> LAL 9:30	9	10
11 <b>FSO</b> MEM 6:00	12	13 <b>FSO</b> CLE 7:00	14 <b>FSO</b> MEM 7:00	15	16	17
18 <b>ALL STAR GAME</b> 7:00	19	20	21	22 <b>FSO</b> SAC 9:00	23	24 <b>ABC</b> GSW 7:30
25	26 <b>FSO</b> ORL 7:00	27	28 <b>FSO</b> DAL 7:30			

## MARCH

SUN	MON	TUE	WED	THU	FRI	SAT
				1	2 <b>FSO</b> PHX 8:00	3 <b>FSO</b> POR 9:00
4	5	6 <b>TNT</b> HOU 7:00	7	8 <b>FSO</b> PHX 7:00	9	10 <b>ABC</b> SAS 7:30
11	12 <b>FSO</b> SAC 7:00	13 <b>FSO</b> ATL 6:30	14	15	16 <b>FSO</b> LAC 7:00	17
18 <b>FSO</b> TOR NOON	19	20 <b>FSO</b> BOS 7:00	21	22	23 <b>FSO</b> MIA 7:00	24
25 <b>FSO</b> POR 6:00	26	27	28	29 <b>TNT</b> SAS 7:00	30 <b>FSO</b> DEN 7:00	31

## APRIL

SUN	MON	TUE	WED	THU	FRI	SAT
1 <b>FSO</b> NOP 5:00	2	3 <b>TNT</b> GSW 7:00	4	5	6	7 <b>ABC</b> HOU 7:30
8	9 <b>FSO</b> MIA 6:30	10	11 <b>FSO</b> MEM 7:00	12	13	14



ALL TIMES CENTRAL (CT)

@okcthunder



### 2017-18 Oklahoma City Thunder Media Guide

The 2017-18 Oklahoma City Thunder media guide was written and edited by Matt Tumbleson, John Read, Laila Wani and Shelby Willingham. Special statistical assistance was provided by Elias Sports Bureau. All photos were provided by NBA Entertainment unless otherwise noted. This publication was printed at Southwestern Stationery and Bank Supply, Inc., Oklahoma City, OK. Special thanks to Daren Shepherd for his work on the production, design and layout of the media guide.

The information contained in this publication was compiled by the Oklahoma City Thunder and is provided as a courtesy to fans and the press and may be used only for personal or editorial purposes. Any commercial use of this information is prohibited without the prior written consent of the Oklahoma City Thunder. All NBA and team insignias depicted in this publication are the property of NBA Properties, Inc. and the respective teams of the NBA and may not be reproduced for commercial purposes without the prior written consent of NBA Properties, Inc. (c) Copyright 2017 Oklahoma City Thunder.

## TABLE OF CONTENTS



### GENERAL INFORMATION

General Information.....	4
<b>THUNDER OWNERSHIP GROUP</b>	
Clayton I. Bennett.....	6
Board of Directors.....	7

### PLAYERS

Photo Roster.....	10
Roster.....	11
Alex Abrines.....	12
Steven Adams.....	14
Carmelo Anthony.....	17
Nick Collison.....	21
Raymond Felton.....	24
Terrance Ferguson.....	27
Paul George.....	28
Jerami Grant.....	32
Josh Huestis.....	34
Dakari Johnson.....	36
Patrick Patterson.....	38
Andre Roberson.....	42
Kyle Singler.....	45
Russell Westbrook.....	48
PJ Dozier.....	55
Daniel Hamilton.....	56
How the Thunder was built.....	57

### BASKETBALL OPERATIONS

Sam Presti.....	59
Billy Donovan.....	60
Adrian Griffin, Maurice Cheeks.....	61
Mark Bryant, Darko Rajakovic, Vin Bhavnani.....	62
Royal Ivey, Billy Schmidt.....	63
Troy Weaver, Rob Hennigan, Will Dawkins.....	64
Paul Rivers, Dr. Donnie Strack.....	65
Joe Sharpe, Marc St. Yves, Matt Tumbleson.....	66
Basketball Operations Staff.....	67
Oklahoma City Blue.....	69
NBA G-League Directory.....	71

### GENERAL INFORMATION

NBA Cares.....	72
Thunder in the Community.....	73
Uniforms and Official Marks.....	74
Rumble the Bison.....	75
Chesapeake Energy Arena.....	76
Chesapeake Energy Arena Ticket Map.....	78

### THUNDER STAFF

Danny Barth, Brian Byrnes.....	80
Christine Berney, Tony Driscoll.....	81
Scott Loft, Dan Mahoney.....	82
Katy Semtner.....	83
Thunder Staff.....	84
Staff Directory.....	88

### REGULAR SEASON REVIEW

Regular Season Statistics.....	93
Miscellaneous Statistics.....	94
Game-By-Game Results.....	95
Game-By-Game Statistics.....	97
Team Highs and Lows.....	99
Individual Highs.....	100
Individual and Team Highs.....	101
Game Leaders/Back-To-Back Sets.....	102
Injuries/Starting Lineups.....	103
Transactions.....	104

### NBA REVIEW

Standings.....	107
League Leaders.....	108
Offense/Defense Statistics.....	109
Award Winners.....	111
NBA Playoffs.....	112
Playoff Structure/Attendance.....	113
All-NBA G League Teams.....	114

### ALL-TIME RECORDS

Year-By-Year Record.....	117
All-Time Coaching Records.....	118
Opening Night.....	119
All-Time Opening-Night Starting Lineups.....	120
High-Low Scoring Games/Win-Loss Streaks.....	121
All-Time Winning-Losing Streaks/Win-Loss Margins.....	122
Overtime Results.....	122
Team Records.....	126
Opponent Team Records.....	127
Individual Records.....	128
Opponent Individual Records.....	129
All-Time Career Leaders.....	130
Oklahoma City Team Records.....	131
Oklahoma City Opponent Team Records.....	132
Oklahoma City Individual Records.....	133
Oklahoma City Opponent Individual Records.....	134
Greatest Individual Performances.....	135
Opponent Greatest Individual Performances.....	136
All-Time + Points Performances.....	137
All-Time + Rebounds Performances.....	139
All-Time - Club.....	140
Award Winners.....	141
League Leaders/All-Stars.....	142
Year-By-Year Statistical Leaders.....	143
Year-By-Year Statistics.....	144
All-Time High Performances.....	149

### ALL-TIME PLAYOFF RECORDS

Oklahoma City Era Team Playoff Records.....	152
Oklahoma City Era Individual Playoff Records.....	153
All-Time Thunder Postseason Records.....	154
All-Time Opponent Postseason Records.....	155
All-Time Individual Postseason Records.....	156
All-Time Individual Postseason Records.....	157
All-Time Individual Opponent Postseason Records.....	158
All-Time Postseason Leaders.....	158
In The Playoffs, The Last Time.....	160

### THUNDER OPPONENTS

Atlanta Hawks.....	164
Boston Celtics.....	165
Brooklyn Nets.....	166
Charlotte Hornets.....	167
Chicago Bulls.....	168
Cleveland Cavaliers.....	169
Dallas Mavericks.....	170
Denver Nuggets.....	171
Detroit Pistons.....	172
Golden State Warriors.....	173
Houston Rockets.....	174
Indiana Pacers.....	175
Los Angeles Clippers.....	176
Los Angeles Lakers.....	177
Memphis Grizzlies.....	178
Miami Heat.....	179
Milwaukee Bucks.....	180
Minnesota Timberwolves.....	181
New Orleans Pelicans.....	182
New York Knicks.....	183
Orlando Magic.....	184
Philadelphia 76ers.....	185
Phoenix Suns.....	186
Portland Trail Blazers.....	187
Sacramento Kings.....	188
San Antonio Spurs.....	188
Toronto Raptors.....	190
Utah Jazz.....	191
Washington Wizards.....	192

### MEDIA INFORMATION

Brian Davis, Michael Cage, Lesley McCaslin, Nick Gallo.....	194
Matt Pinto, Eleno Ornelas.....	195
Basketball Communications.....	196
Media Information.....	197
Media Regularly Covering the Thunder.....	198
INTEGRIS Thunder Development Center.....	198





## GENERAL INFORMATION

Corporate Office Address	Oklahoma City Thunder 208 Thunder Drive Oklahoma City, OK 73102 405-208-4800
INTEGRIS Thunder Development Center	9600 N. Oklahoma Ave. Oklahoma City, OK 73114 405-208-4800
Home Court	Chesapeake Energy Arena (18,203)
Team Colors	Thunder Blue, Sunset, Yellow and Dark Blue
Television	Fox Sports Oklahoma
Radio	WWLS, 640 AM, 98.1 FM
TV Play-by-Play Announcer	Brian Davis
TV Color Analyst	Michael Cage
Sideline Reporters	Lesley McCaslin, Nick Gallo
Radio Play-by-Play Announcer	Matt Pinto
Website	okcthunder.com

### 2017-18 NATIONAL BASKETBALL ASSOCIATION KEY DATE

October 16.....	Rosters set for NBA Opening Day
October 17.....	Start of the 2017-18 NBA Regular Season (NBA Tip-Off 2017)
January 5.....	10-day contracts may now be signed
January 10.....	All contracts are guaranteed for the remainder of the season
January 15.....	Last day to sign NBA Two-Way contracts
February 8.....	NBA Trade Deadline (3 p.m. ET)
February 16-18.....	NBA All-Star 2018 (Los Angeles, CA)
March 1.....	Playoff Eligibility Waiver Deadline
April 11.....	Regular Season ends
April 13.....	Rosters set for NBA Playoffs 2018, 3 p.m. ET
April 14.....	NBA Playoffs 2018 begin
April 22.....	NBA Early Entry Eligibility Deadline (11:59 p.m. ET)
April 30/May 1.....	Conference Semifinals begin (possible move up to April 28-29)
May 15-16.....	Conference Finals begin (possible move up to May 13-14)
May 31.....	NBA Finals 2017 begin
June 11.....	NBA Draft Early Entry Entrant Withdrawal Deadline (5 p.m. ET)
June 17.....	The Finals 2018 latest possible date
June 21.....	NBA Draft 2018

### NBA ALIGNMENT

#### WESTERN CONFERENCE

##### NORTHWEST DIVISION

Denver Nuggets  
Minnesota Timberwolves  
Oklahoma City Thunder  
Portland Trail Blazers  
Utah Jazz

##### PACIFIC DIVISION

Golden State Warriors  
Los Angeles Clippers  
Los Angeles Lakers  
Phoenix Suns  
Sacramento Kings

##### SOUTHWEST DIVISION

Dallas Mavericks  
Houston Rockets  
Memphis Grizzlies  
New Orleans Pelicans  
San Antonio Spurs

#### EASTERN CONFERENCE

##### CENTRAL DIVISION

Chicago Bulls  
Cleveland Cavaliers  
Detroit Pistons  
Indiana Pacers  
Milwaukee Bucks

##### SOUTHEAST DIVISION

Atlanta Hawks  
Charlotte Hornets  
Miami Heat  
Orlando Magic  
Washington Wizards

##### ATLANTIC DIVISION

Boston Celtics  
New Jersey Nets  
New York Knicks  
Philadelphia 76ers  
Toronto Raptors

## THUNDER OWNERSHIP GROUP

### THE PROFESSIONAL BASKETBALL CLUB, LLC

## PROFESSIONAL BASKETBALL CLUB, LLC



**CLAYTON I. BENNETT**

Chairman, Oklahoma City Thunder  
Chairman, Dorchester Capital



## BOARD OF DIRECTORS



**GEORGE B. KAISER**  
President, GBK Corporation  
Chairman, BOK Financial



**G. JEFFREY RECORDS, JR.**  
Chairman and CEO,  
MidFirst Bank



**WILLIAM M. CAMERON**  
Chairman and CEO,  
American Fidelity Assurance Company



**ROBERT E. HOWARD II**  
Chairman,  
Howard Investments



**JAY SCARAMUCCI**  
President,  
Balon Corporation



**EVERETT R. DOBSON**  
Managing Partner,  
Dobson Partnerships





## PLAYERS



## PHOTO ROSTER



ALEX  
ABRINES



STEVEN  
ADAMS



CARMELO  
ANTHONY



NICK  
COLLISON



PJ  
DOZIER



RAYMOND  
FELTON



TERRANCE  
FERGUSON



PAUL  
GEORGE



JERAMI  
GRANT



DANIEL  
HAMILTON



JOSH  
HUESTIS



DAKARI  
JOHNSON



PATRICK  
PATTERSON



ANDRE  
ROBERSON



HYLE  
SINGLER



RUSSELL  
WESTBROOK

## ROSTER



NO	PLAYER	POS	HT	WT	BIRTHDATE	FROM	YEARS PRO
8	Alex Abrines	G	6-6	190	08/01/1993	FC Barcelona/Spain	2
12	Steven Adams	C	7-0	255	07/20/1993	Pittsburgh/New Zealand	5
7	Carmelo Anthony	F	6-8	240	05/29/1984	Syracuse/USA	15
4	Nick Collison	F	6-10	255	10/26/1980	Kansas/USA	14
35	PJ Dozier**	G	6-6	205	10/25/1996	South Carolina/USA	R
2	Raymond Felton	G	6-1	205	06/26/1984	North Carolina/USA	13
23	Terrance Ferguson	G	6-7	184	05/17/1998	Adelaide 36ers/USA	R
13	Paul George	F	6-9	220	05/02/1990	Fresno State/USA	8
9	Jerami Grant	F	6-9	220	03/12/1994	Syracuse/USA	4
25	Daniel Hamilton**	G	6-7	195	08/08/1995	Connecticut/USA	R
34	Josh Huestis	F	6-7	230	12/19/1991	Stanford/USA	3
44	Dakari Johnson	C	7-0	255	09/22/1995	Kentucky/USA	R
54	Patrick Patterson	F	6-9	230	03/14/1989	Kentucky/USA	8
21	Andre Roberson	G/F	6-7	210	12/04/1991	Colorado/USA	5
15	Kyle Singler	F	6-8	228	05/04/1988	Duke/USA	6
0	Russell Westbrook	G	6-3	200	11/12/1988	UCLA/USA	10

\*\*Signed to a two-way contract

### HEAD COACH

Billy Donovan (Providence)

### ASSISTANT COACHES

Adrian Griffin (Seton Hall)

Maurice Cheeks (West Texas State)

Mark Bryant (Seton Hall)

Darko Rajakovic (BK University, Serbia)

Vin Bhavnani (USC)

Royal Ivey (Texas)

### DIRECTOR OF QUALITY CONTROL

Billy Schmidt (Wake Forest)

### VICE PRESIDENT OF HUMAN & PLAYER PERFORMANCE

Dr. Donnie Strack (Indianapolis)

### SENIOR ATHLETIC TRAINER

Joe Sharpe (Old Dominion)

### SENIOR ATHLETIC PERFORMANCE COACH

Andrew Paul (Missouri State)





8

## ALEX ABRINES

POSITION: Guard HEIGHT: 6-6 WEIGHT: 190

## BIRTHDATE

8/1/93

## BIRTHPLACE

Palma, Majorca, Spain

## HOW ACQUIRED

Signed by Oklahoma City on 7/23/16. Originally drafted by Oklahoma City as the 32nd overall pick of the 2013 NBA Draft.

## CURRENT NBA SEASON

2nd NBA Season



## 2016-17 AVERAGES

Appeared in 68 games (six starts), averaging 6.0 points and 1.3 rebounds in 15.5 minutes per game.

## 2016-17 NOTES

Connected on a Thunder rookie record 94 three-pointers (94-of-247, 38.1 percent 3FG). The 38.1 percent from beyond the arc ranked sixth amongst rookies. Led team in scoring once. Scored a career-high with 19 points vs. LA Lakers (2/24) on a career-best 7-of-13 shooting. Was a member of Team World during the Rising Stars Challenge at All-Star 2017 in New Orleans. Scored 10-plus points 17 times. Connected on 3 or more three-pointers 13 times. Nine DNP – Coach's Decision. Two DNP – Inactive (back spasms). Three DNP – Inactive (left knee sprain).

## PLAYOFFS

Appeared in five games and averaged 4.8 points and 1.8 rebounds in 16.0 minutes per game. **2017:** Scored the first points of his playoff career on 4/21 vs. Houston.

## INTERNATIONAL CAREER

Appeared in 230 games and averaged 7.2 points and 1.6 rebounds in 16.9 minutes. Began playing basketball professionally in his native Spain with Unicaja Malaga during the 2011-12 season. The following year, signed with FC Barcelona and played four seasons there. Named EuroLeague's Rising Star concluding the 2015-16 season. In the same year, received All-Spanish Liga Endesa Honorable Mention honors. As a member of the Spanish National Team, won a gold medal at the 2011 FIBA Europe Under-18 Championship, a bronze medal at the 2012 FIBA Europe Under-20 Championship, and a bronze medal at the 2016 Olympic Games in Rio de Janeiro, Brazil. **2015-16:** Appeared in 52 games

with FC Barcelona and averaged 9.6 points, 2.2 rebounds, 1.1 assists and 0.7 steals in 19.6 minutes. Made the Spanish National Team. Liga Endesa Finalist and Supercup Winner. **2014-15:** Appeared in 50 games with FC Barcelona and averaged 8.5 points, 1.7 rebounds, 1.2 assists and 0.7 steals in 18.7 minutes. Made the Spanish National Team. Spanish Cup Finalist. Liga Endesa Champion. Played in six games during the World Cup in Spain. **2013-14:** Appeared in 59 games with FC Barcelona and averaged 7.5 points, 1.5 rebounds and 0.8 assists in 18.1 minutes. Made the Spanish National Under-20 team for the second year and led team to the Euroleague Final Four and Spanish ACB Finals. **2012-13:** Appeared in 45 games with FC Barcelona and averaged 4.0 points and 1.0 rebounds in 11.0 minutes. Made the Spanish National Under-20 Team and appeared in six European Championship Under-20 games in Slovenia. **2011-12:** Appeared in 24 games with Unicaja Malaga and averaged 4.2 points and 1.5 assists in 15.2 minutes. Made the Spanish National Under-18 Team and led that team to the Spanish Under-18 Championship Semifinals and European Under-18 Championship Finals. Appeared at the FIBA Eurobasket Under-18 All-Star game in Lithuania.



## REGULAR SEASON Career Highs

Minutes ..... 35 ..... 2/26/17 ..... OKC vs New Orleans  
Field Goals ..... 7 ..... 2/24/17 ..... OKC vs Los Angeles Lakers  
Field Goal Attempts ..... 13 ..... 2/24/17 ..... OKC vs Los Angeles Lakers  
Three-Point Field Goals ..... 5 ..... 2/24/17 ..... OKC vs Los Angeles Lakers (2 Times)  
Three-Point Attempts ..... 11 ..... 2/24/17 ..... OKC vs Los Angeles Lakers (2 Times)  
Free Throws ..... 4 ..... 1/15/17 ..... OKC at Sacramento (3 Times)  
Free Throw Attempts ..... 5 ..... 1/15/17 ..... OKC at Sacramento (3 Times)  
Offensive Rebounds ..... 3 ..... 4/12/17 ..... OKC vs Denver  
Defensive Rebounds ..... 3 ..... 4/12/17 ..... OKC vs Denver (5 Times)  
Rebounds ..... 6 ..... 4/12/17 ..... OKC vs Denver  
Assists ..... 3 ..... 3/14/17 ..... OKC vs Brooklyn (3 Times)  
Steals ..... 3 ..... 3/26/17 ..... OKC at Houston  
Turnovers ..... 2 ..... 1/15/17 ..... OKC at Sacramento (6 Times)  
Blocks ..... 1 ..... 4/11/17 ..... OKC vs Minnesota (9 Times)  
Points ..... 19 ..... 2/24/17 ..... OKC vs Los Angeles Lakers

## NBA REGULAR SEASON STATISTICS

SEASON/TEAM	G-GS	MIN	FGM-FGA	PCT	3-PT FG			Rebounds							Averages				
					FGM-FGA	PCT	FTM-FTA	OFF	DEF	TOT	AST	STL	TO	BLK	PTS	RPG	APG	PPG	
16-17 OKC	68-6	1055	134-341	.393	94-247	.381	44-49	.898	18	68	86	40	37	33	8	406	1.3	0.6	6.0
TOTALS	68-6	1055	134-341	.393	94-247	.381	44-49	.898	18	68	86	40	37	33	8	406	1.3	0.6	6.0

## NBA PLAYOFF STATISTICS

SEASON/TEAM	G-GS	MIN	FGM-FGA	PCT	3-PT FG FGM-FGA	PCT	FTM-FTA	PCT	Rebounds				AST	STL	TO	BLK	PTS	Averages		
									OFF	DEF	TOT							RPG	APG	PPG
16-17 OKC	5-0	80	8-23	.348	5-17	.294	3-4	.750	2	7	9	4	0	0	0	0	24	1.8	0.8	4.8
TOTALS	5-0	80	8-23	.348	5-17	.294	3-4	.750	2	7	9	4	0	0	0	0	24	1.8	0.8	4.8





# 12 STEVEN ADAMS

POSITION: Center HEIGHT: 7-0 WEIGHT: 255

## BIRTHDATE

7/20/93

## BIRTHPLACE

Rotorua, New Zealand

## COLLEGE

Pittsburgh

## HOW ACQUIRED

Selected by the Oklahoma City Thunder in the first round (No. 12 overall) of the 2013 NBA Draft.

## CURRENT NBA SEASON

5th NBA season



## CAREER AVERAGES

Appeared in 311 games (247 starts) and averaged 7.5 points, 6.4 rebounds and 1.0 blocks in 23.7 minutes.

## 2016-17 AVERAGES

Appeared in 80 games (all starts), averaging 11.3 points, 7.7 rebounds, 1.1 assists and 1.11 steals in 29.9 minutes per game.

## 2016-17 NOTES

Recorded new career highs in points (905), rebounds (613), assists (86), steals (89) and minutes (2389). Shot 57.1 percent from the field (374-of-655), which ranked seventh best in the NBA. Grabbed a career high 10 offensive rebounds vs. Memphis (2/3), setting a new Thunder single-game record. Established a new career high with 24 points alongside 10 rebounds vs. Houston (12/9). Scored 20 or more points seven times. Scored in double figures 48 times, including a streak of six straight games from 12/5-12/17, tied for the longest streak in his career. Recorded 10-plus rebounds 26 times. Registered 16 double-doubles, a single-season career high. One DNP – Concussion. One NWT – Concussion.

## NBA CAREER

**2015-16:** Appeared in 80 games (80 starts) and averaged 7.9 points, 6.7 rebounds and 1.11 blocks in 25.2 minutes. Blocked a career high 89 shots. Scored a then career high with 17 points at San Antonio (4/12). Scored 12 points and 11 rebounds at Philadelphia (3/18). Recorded his first double-double of the season with 11 points and 12 rebounds vs. Portland (12/16). 25 games of double-digit scoring. 12 games of double-digit rebounds. Nine games with three-plus blocked shots. Six double-doubles. Led team in scoring once and rebounds 11 times. Two games DNP – Right Elbow Strain. **2014-15:** Selected to participate in the BBVA Compass Rising Stars Challenge at All-Star Weekend for the second consecutive season. Set a career high for blocked shots with six blocks vs. Houston on 11/16. Blocked multiple shots in three consecutive games from 11/14 to 11/18, a career-best multi-block streak. Secured a then-career high 15 rebounds alongside 16 points in a win at San Antonio (12/25). Pulled down a career-best 20 rebounds at Washington (1/21). Career-best streak

of four consecutive double-doubles from 3/18 to 3/25. Ten double-doubles. Grabbed 10-plus rebounds in 24 games. Scored in double figures 22 times. Missed one game due to a migraine. Missed 11 games due to right hand, fourth metacarpal fracture. **2013-14:** Appeared in 81 games (20 starts) and averaged 3.3 points, 4.1 rebounds (9th among NBA rookies) and 0.70 blocks (9th among NBA Rookies) in 14.8 minutes. Named to the NBA All-Rookie Second Team. Oklahoma City went 11-9 during his 20 starts. On 1/29, named to the BBVA Compass Rising Stars Challenge as part of All-Star Weekend. Registered a blocked shot in 37 games. Recorded first career double-double with 17 points and 10 rebounds at Detroit (11/8). Made first career start at LA Clippers (11/13). Scored in double figures three times. Set a career high with four blocks vs. Memphis (2/3). Set a career high with six steals at Dallas (3/24). One DNP-Coach's Decision.

## PLAYOFFS

Appeared in 41 games (23 starts) and averaged 7.1 points, 6.8 rebounds and 1.1 blocks in 25.4 minutes. **2017:** In 5 games (5 starts), averaged 8.0 points, 6.8 rebounds, 1.8 blocks, 1.4 assists and 1.2 steals in 31.4 minutes. Scored a career high 18 points in Game 4 of the opening round vs. Houston (4/23). **2016:** In 18 games (18 starts), averaging 10.1 points, 9.5 rebounds and 0.9 blocks in 30.7 minutes. Recorded nine consecutive games of double-digit rebounds, from Game 5 of the opening round vs. Dallas (4/25) to Game 2 of the Western Conference

## REGULAR SEASON Career Highs

Minutes	44	02/03/17	OKC vs. Memphis
Field Goals	11	01/09/17	OKC at Chicago
Field Goal Attempts	16	10/26/16	OKC at Phoenix
Three-Point Field Goals	1	12/13/16	OKC at Portland (3 Times)
Three-Point Attempts	8	12/09/16	OKC vs. Houston (Twice)
Free Throws	12	12/25/14	OKC at San Antonio
Free Throw Attempts	10	02/03/17	OKC vs. Memphis
Offensive Rebounds	10	01/21/15	OKC at Washington
Defensive Rebounds	20	01/21/15	OKC at Washington
Rebounds	4	02/24/17	OKC vs. LA Lakers (3 Times)
Assists	6	03/24/14	OKC vs. Denver
Steals	6	10/28/16	OKC vs. Phoenix
Turnovers	6	11/16/14	OKC vs. Houston
Blocked Shots	24	12/09/16	OKC vs. Houston
Points	24	12/09/16	OKC vs. Houston

Finals (5/18). Scored a then postseason career-best 16 points with 12 rebounds and two blocks in Game 1 of the Western Conference Finals (5/16). Notched 16 points (6-of-8 shooting) with 11 boards and two blocks vs. San Antonio on 5/8. Pulled down a playoff career high 17 rebounds while scoring 12 points in a win at San Antonio on 5/2. Scored 15 points with 10 boards vs. Dallas on 4/25. Six double-doubles. **2014:** Appeared in 18 games and averaged 3.9 points, 4.1 rebounds and 1.3 blocks in 18.4 minutes. Recorded 10 points (5 of 7 shooting) and 11 rebounds in a career-best 40 minutes during a series-clinching win at the Los Angeles Clippers in Game 6 of the Western Conference Semifinals.

## COLLEGE

**2012-13 (Freshman):** Named to the Big East All-Rookie Team as well as Big East Preseason Rookie of the Year. Started in all 32 of his career games played. Ranked first all-time at Pitt in field goal percentage (.571), second in blocked shots (63), and sixth in rebounds for freshman seasons (192). Ranked first on team in rebounds (6.3 rpg) and blocks (2.0 bpg). Ranked fifth on team in scoring with 7.2 points per game. Scored in double figures on six occasions. Scored a career high 16 points along with 10 rebounds against Bethune Cookman. Grabbed a season-high 14 rebounds along with eight points against Duquesne. Scored 13 points along with 11 rebounds in an NCAA Tournament game against Wichita State. Blocked a career high five shots against South Florida.

## PERSONAL

First lottery pick and first-round pick to come out of New Zealand in NBA Draft history. One of eighteen siblings, six of whom played basketball for New Zealand. All of his brothers stand around 6-10 to 6-11 and his sisters 6-5 to 6-6. His half-sister, Valerie, is a 2008 and 2016 Olympic champion and four-time world champion in the shot put.

## NBA REGULAR SEASON STATISTICS

SEASON/TEAM	G-GS	MIN	FGM-FGA	PCT	3-PT FG FGM-FGA	PCT	FTM-FTA	PCT	Rebounds	AST	STL	TO	BLK	PTS	RPG	APG	PPG
13-14 OKC	81-20	1197	93-185	.503	0-0	—	79-136	.581	142	190	332	43	40	71	57	265	4.1 0.5 3.3
14-15 OKC	70-67	1771	217-399	.544	0-0	—	103-205	.502	199	324	523	66	38	99	86	537	7.5 0.9 7.7
15-16 OKC	80-80	2014	261-426	.613	0-0	—	114-196	.582	219	314	533	61	42	84	89	636	6.7 0.8 7.9
16-17 OKC	80-80	2389	374-655	.571	0-1	.000	157-257	.611	281	332	613	86	89	146	78	905	7.7 1.1 11.3
TOTALS	311-247	7371	945-1665	.568	0-3	.000	453-794	.571	841	1160	2001	257	209	400	310	2343	6.4 0.8 7.5

## NBA PLAYOFF STATISTICS

SEASON/TEAM	G-GS	MIN	FGM-FGA	PCT	3-PT FG FGM-FGA	PCT	FTM-FTA	PCT	Rebounds	AST	STL	TO	BLK	PTS	RPG	APG	PPG
13-14 OKC	18-0	331	31-45	.689	0-0	.000	8-23	.348	22	52	74	4	1	10	24	70	4.1 0.2 3.9
15-16 OKC	18-18	553	68-111	.613	0-1	.000	46-73	.630	62	109	171	13	9	17	14	182	9.5 0.7 10.1
16-17 OKC	5-5	157	18-28	.643	0-0	.000	4-11	.364	17	17	34	7	6	4	9	40	6.8 1.4 8.0
TOTALS	41-23	1041	117-184	.636	0-1	.000	58-107	.542	101	178	279	24	16	47	31	292	6.8 0.6 7.1





7

## CARMELO ANTHONY

POSITION: Forward HEIGHT: 6-8 WEIGHT: 240

### BIRTHDATE

5/29/84

### BIRTHPLACE

Brooklyn, N.Y.

### COLLEGE

Syracuse

### HOW ACQUIRED

Traded for Enes Kanter, Doug McDermott and a second round draft pick on 9/25/17

### CURRENT NBA SEASON

15th NBA season

### CAREER AVERAGES

Appeared in 976 games (all starts) and averaged 24.8 points, 6.6 rebounds, 3.1 assists and 1.1 steals in 36.2 minutes per game.

### 2016-17 SEASON AVERAGES

Appeared in 74 games (all starts) and averaged 22.4 points, 5.9 rebounds and 2.9 assists in 34.3 minutes per game.

### 2016-17 NOTES

Led the Knicks in scoring 43 times, assists 13 times and rebounding 10 times. Scored a season-high 45 points on 1/29 at Atlanta, his 36<sup>th</sup> career 40+ point game, the most ever for a Knick versus the Hawks. Dished 10 assists on 1/7 at Milwaukee. Grabbed a season-high 14 rebounds on 11/25 vs. Charlotte. Carmelo Anthony is 25th all-time in scoring in the NBA at 24,156. Anthony is the 25th player in NBA history to eclipse the 24,000-point mark for his career. Over the last two seasons, Anthony passed the likes of Hall-of-Famers Charles Barkley, Larry Bird, Clyde Drexler, Robert Parish and Gary Payton. Anthony is 212 points from passing Allen Iverson for 24th on the all-time scoring list. Anthony eclipsed 10,000 points in his New York Knicks career on Mar. 12 at Brooklyn during the first quarter. He is the seventh player all-time to total 10,000 points in their Knicks tenure. He is the third player in NBA history to score at least 10,000 points with two franchises (Denver & New York Knicks). The other two are Kareem Abdul-Jabbar (L.A. Lakers & Milwaukee) and Elvin Hayes (Houston & Washington). Surpassed the 1000 steal mark and 6000 rebound mark and is now one of six players in NBA history with at least 24,000 points, 6,000 rebounds, 2,500 assists, 1,000 steals and 1,000 3PM. The other five are Kobe Bryant, Vince Carter, LeBron James, Dirk Nowitzki, and Paul Pierce.

### NBA CAREER

**2015-16:** Led Knicks in scoring (21.8), rebounding (7.7), assists (4.2) and mpg (35.1). Recorded career-highs 299 total assists and 4.2 assists. Ranked 13th in the League in scoring (21.8), marking 12th time in 13 pro seasons in which he ranked among NBA Top 20 in points. Led Knicks in scoring 52 times, assists 33 times, rebounds 20 times. Had 46 20+ scoring games and eight 30+ games (season-high 37 points, twice). Recorded team-highs of 22 double-doubles and 15 20/10 games. On three occasions (12/9 at Utah, 3/8





at Denver, 3/16 at Golden State), was only New York Knicks starter in double-figure scoring. Recorded six 20+ point halves. Scored 21,000th career point on 11/2 vs. San Antonio; 22,000th career point on Feb. 20 at Minnesota. Hit 1,000th career 3PT FGM (86th all-time) on 3/16 at Washington. **2014-15:** Played in a career-low 40 games (all starts) and averaged team-high 24.2 points. Fifth in NBA in scoring (24.2) at the time his season ended in mid-February. Recorded eight 30+ scoring games and one 40+ game (46 vs. Jazz, 11/14). Double-figure scoring in 39 of his 40 games. Scored 20,000th career point on 11/2 vs. Charlotte. **2013-14:** Second in NBA in scoring (27.4), led league in minutes (38.7). Over 77 games (all starts), averaged 27.4 points (second in NBA) and career-high 8.1 rebounds over League-leading and career-high 38.7 mpg. Had five 40+ scoring games and one 50+ game (career-high and Knicks record 62 vs. Bobcats, 1/24). Scored Knicks single-game record 62 points in win over Bobcats, 1/24 Broke Bernard King's all-time Knicks record (60 on Dec. 25, 1984 vs. Nets), established new NBA scoring mark for Garden IV (topping Kobe Bryant's 61 for Lakers on Feb. 2, 2009) and recorded NBA's single-game scoring high for 2013-14 season. KIA Eastern Conference Player of the Month for January. Eastern Conference Player of the Week twice (weeks ending Jan. 12 and Mar. 9). Recorded 22 double-doubles and one 20+ rebound game. Led Knicks in scoring (outright or tied) in each of season's first 27 games, prior to ankle injury. According to Elias, it was longest such streak since Hall of Famer Nate Archibald led the Kansas City Kings in scoring in each of the first 44 games of the 1972-73 season. Shot career-high .848 from the line with three streaks of 20+ FTM. **2012-13:** NBA scoring champion. Recorded third-best single-season scoring

average in Knicks franchise history (28.7), topped only by King's League-leading 32.9 in 1984-85 and Hall of Famer Richie Guerin's 29.5 in 1961-62. Recorded 31 30+ scoring games and eight 40+ efforts. Scored 20+ points in a half 30 times, 20+ points in a quarter twice. Scored 40+ points in three straight games, 4/2-5. On Apr. 2, 2013, scored season-high 50 points in win over Miami; followed up with 40 at Atlanta, Apr. 3; and 41 vs. Bucks, Apr. 5. Scored 20+ points in franchise record 31 straight games, Nov. 16-Feb. 1, averaging 30.0 points (930); broke team mark of 29 straight by Hall of Famer Richie Guerin in 1961-62. **2011-12:** In first full Knicks season, averaged 22.6 points (sixth in NBA). Had team-high 14 30+ scoring games, two 40+ efforts and eight double-doubles. Recorded his second career triple-double (first w/New York Knicks) on 4/17 vs. Celtics (35 pts, 12 rebs, 10 ast). Named KIA Eastern Conference Player of the Month for April (29.8 points); first Knick to be named POTM since Patrick Ewing (January 1995). **2010-11:** Combined with Nuggets and Knicks, averaged 25.6 points (third in NBA) in 77 games (all starts). Recorded 24 30+ scoring games (17 with Nuggets, seven with Knicks). With Nuggets,

#### REGULAR SEASON Career Highs

Minutes	55	12/18/13	New York at Milwaukee
FGM	23	1/24/14	New York at Charlotte
FGA	36	1/29/17	New York at Atlanta
3FGM	9	1/27/13	New York vs. Atlanta
3FGA	13	4/10/11	New York at Indiana
FTM	19	12/16/09	Denver vs. Houston (3 Times)
FTA	24	12/18/05	Denver at Atlanta
OR	12	12/10/07	Denver vs. Houston
DR	15	11/15/10	Denver at Phoenix
TR	22	11/15/10	Denver at Phoenix
Assists	11	2/4/09	Denver at Oklahoma City
Steals	6	10/31/13	New York at Chicago
TO	10	11/21/06	Denver vs. Chicago
Blocks	4	12/18/13	New York vs. Washington (3 Times)
Points	62	1/24/14	New York vs. Charlotte

#### NBA REGULAR SEASON STATISTICS

SEASON/TEAM	G-GS	MIN	FGM-FGA	PCT	3-PT FG				Rebounds				AST	STL	TO	BLK	PTS	Averages	
					FGM-FGA	PCT	FTM-FTA	PCT	OFF	DEF	TOT	RPG						APG	PPG
03-04 DEN	82-82	2995	624-1465	.426	69-214	.322	408-525	.777	183	315	498	227	97	247	41	1725	6.1	2.8	21.0
04-05 DEN	75-75	26-8	530-1230	.431	42-158	.266	456-573	.796	141	285	426	194	68	224	30	1558	5.7	2.6	20.8
05-06 DEN	80-80	2941	756-1572	.481	37-152	.243	573-709	.808	122	272	394	216	88	218	42	2122	4.9	2.7	26.5
06-07 DEN	65-65	2486	691-1453	.476	40-149	.268	459-568	.808	143	248	391	249	77	234	23	1881	6	3.8	28.9
07-08 DEN	77-77	2806	728-1481	.492	58-164	.354	464-590	.786	178	393	571	259	98	253	39	1978	7.4	3.4	25.7
08-09 DEN	66-66	2277	535-1207	.443	63-170	.371	371-468	.793	106	344	450	222	75	199	24	1504	6.8	3.4	22.8
09-10 DEN	69-69	2634	688-1502	.458	59-187	.316	508-612	.830	152	302	454	222	88	209	30	1943	6.6	3.2	28.2
10-11 DEN/NYK	77-77	2751	684-1503	.455	95-251	.378	507-605	.838	118	445	563	221	68	206	46	1970	7.3	2.9	25.6
11-12 NYK	55-55	1876	441-1025	.430	68-203	.335	295-367	.804	88	256	344	200	62	144	24	1245	6.3	3.6	22.6
12-13 NYK	67-67	2482	669-1489	.449	157-414	.379	425-512	.830	134	326	460	171	52	175	32	1920	6.9	2.6	28.7
13-14 NYK	77-77	2982	743-1643	.452	167-415	.402	459-541	.848	145	477	622	242	95	198	51	2112	8.1	3.1	27.4
14-15 NYK	40-40	1428	358-806	.444	61-179	.341	189-237	.797	72	192	264	122	40	89	17	966	6.6	3.1	24.2
15-16 NYK	72-72	2530	567-1307	.434	105-310	.331	334-403	.829	98	458	556	299	62	176	38	1573	7.7	4.2	21.8
16-17 NYK	74-74	2538	602-1389	.433	151-421	.359	304-365	.833	62	376	438	213	60	153	34	1659	5.9	2.9	22.4
TOTALS	976-976	35334	8616-19072	.452	1172-3387	.3467444	15865	.813	1742	4689	6431	3057	1030	2725	47214156	6.6	3.1	24.8	

#### NBA PLAYOFF STATISTICS

SEASON/TEAM	G-GS	MIN	FGM-FGA	PCT	3-PT FG FGM-FGA	PCT	FTM-FTA	PCT	Rebounds OFF DEF TOT	AST	STL	TO	BLK	PTS	RPG	APG	PPG
03-04 DEN	4-4	143	21-64	.328	2-11	.182	16-20	.800	7 26 33	11	5	17	0	60	8.3	2.8	15.0
04-05 DEN	5-5	180	35-83	.422	0-1	.000	26-32	.813	14 13 27	10	3	13	1	96	5.4	2.0	19.2
05-06 DEN	5-5	193	33-99	.333	0-4	.000	39-52	.750	12 21 33	14	4	15	1	105	6.6	2.8	21.0
06-07 DEN	5-5	210	47-98	.480	9-18	.500	31-39	.795	18 25 43	6	5	19	0	134	8.6	1.2	26.8
07-08 DEN	4-4	146	32-88	.364	2-8	.250	24-29	.828	19 19 38	8	2	12	1	90	9.5	2.0	22.5
08-09 DEN	16-16	612	146-322	.453	24-66	.364	119-144	.826	26 67 93	65	28	37	10	435	5.8	4.1	27.2
09-10 DEN	6-6	254	64-138	.463	6-19	.316	50-57	.877	14 37 51	20	12	21	3	184	8.5	3.3	30.7
10-11 DEN/NYK	4-4	156	33-88	.375	9-26	.346	29-34	.853	13 28 41	19	5	13	3	104	10.3	4.8	26.0
11-12 NYK	5-5	204	52-124	.419	4-18	.222	31-41	.756	13 28 41	11	6	14	1	139	8.2	2.2	27.8
12-13 NYK	12-12	481	126-310	.406	17-57	.298	77-87	.885	11 68 79	19	13	31	2	346	6.6	1.6	28.8
TOTALS	66-66	2579	589-1414	.417	73-228	.320	442-535	.826	147 332 479	183	83	192	22	1693	7.3	2.8	25.7

added two 40+ scoring games (including 50 pts on 2/7 vs. Rockets). With New York, averaged 26.3 points in 27 games (all starts). According to the Elias Sports Bureau, became third player in NBA history to score at least 25 points in each of his first four games with a team, joining Wilt Chamberlain of 1959-60 Warriors (10 straight games) and Dominique Wilkins of 1993-94 Clippers (four). Named NBA Eastern Conference Player of the Week twice, in back-to-back weeks in April, becoming first Knick ever to win POTW honors in successive weeks. Hauled in career-high 22 rebounds at Phoenix, Nov. 15, 2010. **2009-10:** Third in NBA with 28.2 points in 69 games (all starts). Had 31 30+ scoring games, seven 40+ games and one 50+ game. Scored team-high 27 points for West in NBA All-Star Game at Dallas, Feb. 14. Western Conference Player of the Month for October/November. 20+ points in each of first 20 games, a club record. **2008-09:** Averaged 22.8 points (seventh in NBA) in 66 games (all starts) in injury-shortened season... Dished off career-high 11 assists at Oklahoma City, 2/4. Scored 10,000th career point at Oklahoma City, Feb. 4; third-youngest player in NBA history to reach mark (LeBron James, Kobe Bryant. **2007-08:** Fourth in NBA in scoring (25.7). Joined Alex English as only players in Nuggets NBA history to average at least 25.0 points for three-consecutive seasons. Started NBA All-Star Game at New Orleans (18 pts). Missed five games in January (left ankle sprain). **2006-07:** Scored a career-high 28.9 points and was second in NBA in scoring to Lakers' Kobe Bryant (31.6). Western Conference Player of the Month for April (28.5 points). Scored 20 points in first NBA All-Star Game appearance, Feb. 18 at Las Vegas. Tied Alex English's team record of six-consecutive 30+ games twice (Nov. 8-18 and Nov. 22-Dec. 2). Recorded first career triple-double on Feb. 5 vs. Suns (31 pts, 10 reb, 10 ast). **2005-06:** All-NBA Third Team. Eighth in NBA with 26.5 points. Western Conference Player of the Month for March. Made five game-winning shots in the last five seconds (1/8 at Houston, 1/10 vs. Phoenix, 2/24 at Minnesota, 3/15 at Indiana, 4/6 vs. Lakers). **2004-05:** Four games with double-digit rebounds. Season-high nine assists on 12/10 at Toronto. 68 games scoring in double figures. 44 games with 20+ points. Seven games with 30+ points. Four double-doubles. MVP of got Milwaukee? Rookie Challenge at All-Star Weekend (31 pts). Missed six early-season games due to sprained ankles. **2003-04:** All-Rookie First Team. Finished second in got Milwaukee? Rookie of the Year voting to Cavs' LeBron James. Unanimous NBA All-Rookie First Team selection. Became first NBA rookie to lead a playoff team in scoring since Spurs' David Robinson in 1989-90. Led NBA rookies and was 12th overall in scoring (21.0). Set Nuggets rookie records for points (1,725), scoring average (21.0), FGM (624), FGA (1,465),

FTM (408), FTA (525) and minutes played (2,995). Named got Milwaukee? Western Conference Rookie of the Month six consecutive months (November through April), also earned two NBA Player of the Week honors. Competed in got Milwaukee? Rookie Challenge at All-Star Weekend. Scored Nuggets rookie record 41 points vs. Seattle, Mar. 30, becoming second-youngest NBA player (19 years, 305 days) to score 40 points in a game.

#### PLAYOFFS

**2012-13:** Averaged 28.8 points in 2013 Playoffs, second to Thunder's Kevin Durant (30.8 points) on 2013 NBA Playoff leader board. Marked third-highest scoring average in Knicks team history for a Playoff season (Bernard King 34.8 in 1984; Patrick Ewing 29.4 in 1990). Led Knicks in scoring in each of the 12 post-season games. Series-high 29.2 points in first round win over Boston, scoring 175 points for a Knicks Playoff record for a six-game series. Also established Knicks six-game series marks for FGM (61, later broken in Indiana series), FGA (160), FTM (44) and FTA (49). Series-high 36 points twice (Games One and Four). En route to 36 points in Game Four (Apr. 28 at Boston), went 10-35 FGA and 16-20 FTA; 35 FGA tied Bernard King's single-game club Playoff record (1984 vs. Detroit), and 20 FTA set a new club single-game Playoff mark (19 by Latrell Sprewell in 1999 vs. Atlanta). Had 21 points in Game Six series finale at Boston (May 3), including game- and series-clinching three-point bomb with 1:43 left (NY 84-75). Series-high 28.5 points in East Semis vs. Pacers; 65 FGM established a Knicks Playoff mark for a six-game series (had tied mark with 61 in the Boston series). **2011-12:** Averaged team-high 27.8 points in first-round Playoff loss to Heat. Spearheaded Game Four win with game-high 41 points, recording 14th 40+ scoring game in Knicks Playoff history. **2010-11:** Led all scorers with 26.0 points in first-round Playoff loss to Boston, tying all-time Knicks Playoff mark for FGA in a four-game series (88, also by Willis Reed vs. Baltimore in 1969). Tied career playoff high with 42 points, adding Playoff career-high 17 rebounds in Game 2 loss (Apr. 19). **2009-10:** Had 30.7 points in six Playoff games. 2008-09: Scored 27.2 points in 16 post-season games as Nuggets drove to West Finals. **2008-09:** Led the Nuggets to the Western Conference Finals vs. the Lakers. Scored in double figures in all 16 playoff games. Put forth a 41-point effort at Dallas on 5/11. One double-double. **2007-08:** Averaged 22.5 in four Playoff games vs. Lakers. **2006-07:** Scored 26.8 points in five Playoff games vs. Spurs. **2005-06:** In the opening round vs. the Clippers, scored in double figures in five games. One double-double. **2004-05:** Averaged 19.2 points, 5.4 rebounds and 2.0 assists in the opening round versus the Spurs. **2003-04:** Became



first NBA rookie to lead a playoff team in scoring since Spurs' David Robinson in 1989-90.

#### USA BASKETBALL

Four-time U.S. Olympian and three-time Olympic gold medalist. Member of gold medal-winning U.S. Olympic teams in 2008 (Beijing), 2012 (London) and 2016 (Rio); member of bronze medal-winning U.S. squad in 2004 (Athens). Only player in U.S. Olympic basketball history to participate in four Olympics and win three gold medals. All-time career U.S. men's Olympic basketball leader in a multitude of categories, including games (31), points (336), FGM (113), FGA (248), rebounds (125), FTM (53) and FTA (71).

#### COLLEGE

**2002-03 (Freshman):** Second Team All-America by The Associated Press as a freshman in 2002-03, leading Orangemen to 30-5 record and school's first NCAA Championship. Named Most Outstanding Player

of the 2003 Final Four and East Regional. Consensus national Freshman of the Year. Big East Conference Freshman of the Year and All-Big East First Team selection. Averaged 22.2 points (16th in nation) and 10.0 rebounds (19th). In national championship game victory over Kansas, scored 20 points, adding 10 rebounds and seven assists at New Orleans, Apr. 7, 2003. Scored season-high 33 points. In Final Four win over Texas, Apr. 5. His no. 15 college jersey was retired by Syracuse University on Feb. 23, 2013.

#### PERSONAL

Carmelo Kyam Anthony. Son of Mary Anthony. Chose the number 7 because his son's birthday is Mar. 7; also because his high school number (22) minus his number at Denver and Syracuse (15) is seven. At Oak Hill Academy, was named First Team All-America by USA Today and Parade Magazine and was named to McDonald's All-American Team.



# 4

## NICK COLLISON

**POSITION:** Forward **HEIGHT:** 6-10 **WEIGHT:** 255

#### BIRTHDATE

10/26/80

#### BIRTHPLACE

Orange City, Iowa

#### COLLEGE

Kansas

#### HOW ACQUIRED

Selected by the Seattle SuperSonics in the first round (No. 12 overall) of the 2003 NBA Draft.

#### CURRENT NBA SEASON

14th NBA season

#### CAREER AVERAGES

Appeared in 895 games (177 starts) and averaged 6.0 points, 5.2 rebounds and 1.0 assists in 20.7 minutes.

#### 2016-17 SEASON AVERAGES

Appeared in 20 games, averaging 1.7 points and 1.6 rebounds in 6.4 minutes per game.

#### 2016-17 NOTES

Scored season-high seven points twice (12/17 and 3/22). 62 DNP – Coach's Decision.

#### NBA CAREER

**2015-16:** Appeared in 59 games (four starts) and averaged 2.1 points and 2.9 rebounds in 11.8 minutes. Pulled down a season-best 11 rebounds (including six on the offensive end) in his first start of the season at Dallas (1/22). Scored a season-high 10 points (4-of-6 shooting) with five rebounds vs. Dallas (11/22). One game of double-digit scoring. 10-plus rebounds once. Twenty-two games DNP – Coach's Decision. **2014-15:** His 16 made three pointers on the year trumped his previous career-best total of four in the 2013-14 season. Matched a career-high with two three-point field goals at Utah (11/18), his fourth game in the season with multiple made three-pointers. Notched 10 points on 5-of-7 shooting along with five rebounds in 16 minutes in a win over Washington (1/2). Tallied a season-high 15 points with nine rebounds and two blocks in 28 minutes vs. Memphis (2/11). Totaled 13 points on 6-for-9 shooting along with five rebounds and two blocks vs. Atlanta (3/20). Scored in double figures 10 times. Six games DNP – Coach's Decision. Nine games DNP – Left Ankle Sprain. **2013-14:** Appeared in 81 games and averaged 4.2 points, 3.6 rebounds and 1.3 assists in 16.7 minutes. Scored in double figures three times. Posted a season-high 12 points on 5-of-6 shooting at Philadelphia (1/25). One game on Inactive List. **2012-13:** Averaged 5.1 points, 4.1 rebounds and 1.5 assists in 19.5 minutes. On the season, shot 59.5% from the field (176-296 FG). Scored in doubles figures on 11 occasions (including back to back outings on 12/29 & 12/3 and later on 3/22 & 3/24). Oklahoma City went a perfect 11-0 when Collison scored 10 or more points. Set a season-high with 14 points on 5-of-6 shooting during Oklahoma City win at Philadelphia (11/24). Recorded a season-high 10 rebounds on two separate occasions vs. San Antonio (12/17) and at Houston (12/29). Posted lone double-double of the year during win at Houston





(12/29). One game DNP - Inactive. **2011-12:** Scored in double figures on four occasions. Registered one double-double with 12 points on 6-of-7 shooting and 10 rebounds on 1/8 vs. San Antonio. Drew 28 offensive fouls (15th most in the NBA). **2010-11:** Ranked 5th in the NBA in offensive fouls drawn. Scored in double figures six times, including back-to-back outings 3/4 at Atlanta and 3/6 vs. Phoenix. Pulled-down 10+ rebounds on three occasions. Started game a perfect 6-of-6 from the field en route to 13 points 3/25 vs. Minnesota. Recorded lone double-double of the season with 13 points and 10 rebounds during OT win at Philadelphia (3/9). Pulled in a team-high 10 rebounds 2/13 at Golden State. Set a season-high with 19 points on 8-of-10 shooting to go along with a team-high nine rebounds 12/19 vs. Phoenix just one game after setting his previous season-high with 12 points on 5-of-6 shooting during win vs. Sacramento (12/17). **2009-10:** Appeared in 75 games and averaged 5.9 points, 5.1 rebounds, and .64 blocks in 20.8 minutes per contest. Scored in double-figures 13 times including outing vs. Denver (4/7) in which he led all reserves with 12 points on 4-of-7 FGs. Posted two double-doubles (10 points and 10 rebounds) vs. Dallas (1/15) and (11 points and 10 rebounds) at New Jersey (12/28). Scored in double

figures 2/26 vs. Minnesota as he converted 5-of-6 FG's en route to 10 points. Hit game-winning free throws with 4.5 seconds remaining in Oklahoma City win vs. Utah (12/31). Led all Oklahoma City reserves with 14 points on 5-of-8 FG's at Denver (12/14). After missing the previous four games due to injury (right knee), returned 12/2 vs. Philadelphia and led all Oklahoma City reserves with a season-high 18 points on 8-of-9 FG's while pulling-down a team-high seven rebounds. **2008-09:** Appeared in 71 games (40 starts). Recorded 11 double-doubles. Scored 10 or more points 27 times. 20 or more points three times. Grabbed 10-plus rebounds 14 times. Led or co-led team in rebounding 22 times. Season-high tying 21 points and 13 rebounds vs. Portland on 2/6. Tied career-high five assists at San Antonio on 12/14. Tied career-high four blocks at Charlotte on 12/3. Five games on Inactive



#### REGULAR SEASON Career Highs

Minutes	49	01/12/07	Seattle vs. Utah
Field Goals	12	01/31/07	Seattle at Houston (Twice)
Field Goal Attempts	19	01/31/07	Seattle at Houston
Three-Point Field Goals	2	11/18/14	OKC at Utah (4 times)
Three-Point Attempts	5	11/18/14	OKC at Utah (Twice)
Free Throws	9	01/12/07	Seattle vs. Utah
Free Throw Attempts	10	04/07/07	Seattle at Utah (Twice)
Offensive Rebounds	8	04/08/11	OKC vs. Denver (6 times)
Defensive Rebounds	16	12/05/07	Seattle vs. L.A. Clippers
Rebounds	21	03/26/08	Seattle vs. Washington (Twice)
Assists	5	01/27/14	OKC vs. Atlanta (9 times)
Steals	4	04/15/09	OKC at L.A. Clippers
Turnovers	5	01/07/15	OKC at Sacramento (3 times)
Blocked Shots	4	12/03/08	OKC at Charlotte (3 times)
Points	29	01/09/07	Seattle at Phoenix

#### NBA REGULAR SEASON STATISTICS

SEASON/TEAM	G-GS	MIN	FGM-FGA	PCT	3-PT FG FGM-FGA	PCT	Rebounds			AST	STL	TO	BLK	PTS	Averages				
							FTM-FTA	PCT	OFF DEF TOT						APG	PPG			
03-04 Seattle	Out for season - surgery on both shoulders																		
04-05 Seattle	82-4	1396	190-354	.537	0-3	.000	83-118	.703	156	220	376	32	34	62	50	4.63	4.6	0.4	5.6
05-06 Seattle	66-27	1448	207-394	.525	0-3	.000	79-113	.699	143	225	368	74	21	77	35	4.93	5.6	1.1	7.5
06-07 Seattle	82-56	2378	318-636	.500	0-2	.000	154-199	.774	229	437	666	82	48	123	66	7.90	8.1	1.3	9.8
07-08 Seattle	78-35	2223	322-641	.502	0-2	.000	123-167	.737	254	476	730	113	47	118	60	7.67	9.4	1.4	9.8
08-09 OKC	71-40	1831	243-428	.568	0-2	.000	98-136	.721	181	308	489	66	51	73	50	5.84	6.9	0.9	8.2
09-10 OKC	75-5	1557	182-309	.589	1-4	.250	74-107	.692	152	232	384	38	37	63	48	4.39	5.1	0.5	5.9
10-11 OKC	71-2	1524	137-242	.566	0-0	—	55-73	.753	119	197	316	69	42	55	31	3.29	4.5	1.0	4.6
11-12 OKC	63-0	1307	120-201	.597	0-1	.000	44-62	.710	119	150	274	82	33	61	28	2.84	4.3	1.3	4.5
12-13 OKC	81-2	1583	176-296	.595	0-4	.000	80-78	.769	123	210	333	121	51	69	30	4.12	4.1	1.5	5.1
13-14 OKC	81-0	1353	134-241	.556	4-17	.235	66-93	.710	116	177	293	104	30	71	28	3.38	3.6	1.3	4.2
14-15 OKC	66-2	1101	106-253	.419	16-60	.267	45-65	.692	90	160	250	90	35	45	25	2.73	3.8	1.4	4.1
15-16 OKC	59-4	699	50-109	.459	0-2	.000	23-33	.697	68	103	171	52	15	50	16	1.23	2.9	0.9	2.1
16-17 OKC	20-0	128	14-23	.609	0-1	.000	5-8	.625	9	22	31	12	2	4	2	3.32	1.6	0.6	1.7
TOTALS	895-177	18528	2199-4127	.533	21-101	.208	909-1252	.726	1759	2922	4631	935	446	861	469	5.38	5.2	1.0	6.0

#### NBA PLAYOFF STATISTICS

SEASON/TEAM	G-GS	MIN	FGM-FGA	PCT	3-PT FG			Rebounds				AST	STL	TO	BLK	PTS	Averages		
					FGM-FGA	PCT	FTM-FTA	PCT	OFF	DEF	TOT						APG	PPG	
04-05 Seattle	11-0	218	37-61	.607	1-1	1.000	17-27	.630	22	33	55	5	3	6	5	92	5.0	0.5	8.4
09-10 OKC	6-0	128	8-24	.333	0-1	.000	3-7	.429	12	16	28	2	5	4	1	19	4.7	0.3	6.2
10-11 OKC	17-0	413	48-76	.632	0-0	.000	18-23	.783	47	51	98	15	15	13	15	11.4	5.8	0.9	6.7
11-12 OKC	20-0	332	33-51	.647	0-0	.000	3-7	.429	30	37	67	19	12	12	5	6.9	4.6	0.8	5.4
12-13 OKC	11-0	178	22-47	.468	0-0	.000	11-12	.917	25	26	51	12	5	10	11	5.5	4.6	1.1	5.0
13-14 OKC	17-2	183	12-29	.414	2-5	.400	7-10	.700	12	26	38	13	4	6	7	3.3	2.2	0.8	1.9
15-16 OKC	9-0	79	4-6	.667	0-0	.000	1-2	.500	3	8	11	5	8	1	0	9	1.2	0.6	1.0
16-17 OKC	0-0	0	0-0	.000	0-0	.000	0-0	.000	0	0	0	0	0	0	0	0.0	0.0	0.0	0.0
TOTALS	91-2	1532	164-294	.558	3-7	.429	60-88	.682	151	197	348	71	52	52	44	39.1	3.8	0.8	4.3

list. Missed 11 games due to injury/illness. **2007-08:** Appeared in 78 games (35 starts). Averaged career highs in points (9.8), rebounds (9.4) and assists (1.4). Led or co-led the team in rebounding 41 times. Registered a team-high 23 double-doubles. Shot 50.2 percent (322-641) from the field (T-27th in NBA). Tied career highs with 21 rebounds and five assists vs. Washington on 3/26. Blocked a career-high tying four shots at Charlotte on 11/17. **2006-07:** One of three players on the team to appear in all 82 games (Wilcox and Wilkins), starting 56. Averaged 9.6 points, 8.1 rebounds, 1.0 assists, 0.8 blocks and 29.0 minutes. Led team with 66 blocks. Averaged 8.1 rpg (T-18th in NBA). Led or co-led the team in rebounding 33 times. Registered 18 double-doubles. Shot 50.0 percent (318-of-636) from the field (27th in NBA). Posted career highs of 29 points and 21 rebounds at Phoenix on 1/9 to become the 10th player in franchise history to record a 20/20 game, and the 40th overall 20/20 game in team history. Registered 25 points and 13 rebounds vs. Utah on 1/12. **2005-06:** Appeared in 66 games. Averaged 7.5 points and 5.6 rebounds. Led the team in rebounding 17 times. Registered eight double-doubles. Shot 52.5 percent (207-394) from the field. Recorded 20 points and 11 rebounds 4/18 at Sacramento. Suffered a partially-torn plantar fascia in his left foot vs. Utah on 3/5 and missed the ensuing 14 games. Recorded back-to-back double-doubles for the first time in his career with 17 points and a career-high 15 rebounds vs. Atlanta on 2/10 and 12 points and 11 rebounds at New Orleans/Oklahoma City on 2/8. Scored 20 points and grabbed 12 rebounds at Toronto on 11/13. **2004-05:** One of only two players on the team to appear in all 82 games (Ridnour). Averaged 5.6 points and 4.6 rebounds in 17.0 minutes. Shot 53.7 percent (190-354) from the field (1st among rookies). Averaged 4.6 rebounds (10th among rookies). Scored in double figures 13 times. Grabbed 10-plus rebounds five times. Led or co-led the team in rebounds 15 times. Registered four double-doubles. Scored 16 points twice (vs. Golden State on 2/16 and vs. the Lakers on 4/8). Grabbed 12 rebounds vs. Golden State on 2/16. Suffered a broken nose vs. Phoenix on 3/6. **2003-04:** Missed entire rookie season due to surgery on both shoulders. Had successful left shoulder surgery on 10/14. Had successful surgery on his right shoulder on 2/13.

#### PLAYOFFS

Appeared in postseason play in eight of his 13 NBA seasons while appearing in 91 playoff games (two starts) and recording averages of 4.3 points and 3.8 rebounds in 16.8 minutes. **2017:** DNP - Coach's Decision. **2016:** In nine games, averaging 1.0 points, 1.2 rebounds and 0.9 steals in 8.8 minutes. **2014:** Appeared in 17 games (two starts) and averaged 1.9 points and 2.2 rebounds in 10.8 minutes. **2013:** During 2013 postseason, appeared in 11 games and averaged 5.0 points, 4.6 rebounds and 1.1

assists in 16.2 minutes. Scored in double figures twice. **2012:** Appeared in 20 games and averaged 3.5 points, 3.4 rebounds and 1.0 assist in 16.6 minutes. Set a 2012 playoff-high with 10 rebounds vs. Miami in Game 1 of the NBA Finals. **2011:** In 17 games averaged 6.7 points and 5.8 rebounds in 24.3 minutes. **2010:** Averaged 3.2 points and 4.7 rebounds in six first round playoff games versus the LA Lakers. **2005:** Averaged 8.4 points and 5.0 rebounds in 11 games. Shot 60.7 percent from the floor (37-61). Scored a playoff-high 15 points and grabbed nine rebounds in Game 5 against Sacramento on 5/3.

#### COLLEGE HIGHLIGHTS

**2003:** NCAA All-Final Four Team. NABC National Player of the Year. Associated Press First-Team All-America. John R. Wooden All-American Team. *Basketball Times* First-Team All-American. USBWA First-Team All-American. Big 12 Player of the Year (Coaches). NABC First-Team All-American. First-Team All-Big 12 (AP and Coaches). First-Team Academic All-Big 12. Three-time Big 12 Player of the Week. **2002:** Honorable Mention AP All-America. Big 12 All-Tournament Team. Second-team All-Big 12. **2001:** Second-team AP All-Big 12. First-team All-Big 12 (coaches). *Sporting News* first-team All-Big 12. Second-team Academic All-Big 12. Two-time Big 12 Player of the Week. **2000:** Honorable Mention All-Big 12 (AP). Big 12 All-Freshman Team. Two-time Big 12 Rookie of the Week.

#### COLLEGE

**2002-03 (Senior):** Led Kansas to the NCAA title game against Syracuse. Averaged 18.5 points (2nd in Big 12), 10.0 rebounds (3rd in Big 12, 18th in the nation) and 1.9 blocks. Totaled 702 points, the seventh highest single-season total in school history. Scored a career-high 33 points against Duke in the Jayhawks' NCAA Sweet 16 win. Grabbed a career-high 23 rebounds vs. Texas. **2001-02 (Junior):** Named to the All-Big 12 Academic Second Team. Averaged 15.6 points, 8.3 rebounds and 2.2 blocks (1st in Big 12). Shot 59.2 percent from the field (245-414). **2000-01 (Sophomore):** Averaged 14.0 points, 6.7 rebounds and 1.6 blocks. Shot a career-high 59.7 percent from the field (187-313). **1999-2000 (Freshman):** Averaged 10.5 points and 6.9 rebounds. Started every game with the exception of Senior Day.

#### PERSONAL

Full name is Nicholas John Collison. Served as a member of 2003 USA Basketball World Championship Team that participated in Puerto Rico. Father Dave coached on the high-school level for 23 years, including Nick's team at Iowa Falls. Visited South Africa as part of the NBA's Without Borders program in 2012. Claimed Curb Your Enthusiasm as his favorite show of all-time. Favorite subject as a kid in school was history.





2

## RAYMOND FELTON

POSITION: Guard HEIGHT: 6-1 WEIGHT: 205

## BIRTHDATE

6/26/84

## BIRTHPLACE

Marion, S.C.

## HOW ACQUIRED

Signed as a free agent on 7/10/17

## CURRENT NBA SEASON

13th NBA season



## CAREER AVERAGES

Appeared in 856 games (657 starts) and averaged 11.9 points, 5.7 assists, 3.1 rebounds and 1.3 steals in 31.6 minutes per game.

## 2016-17 SEASON AVERAGES

Appeared in 80 games (11 starts) and averaged 6.7 points, 2.7 rebounds and 2.4 assists in 21.3 minutes.

## 2016-17 NOTES

Led or tied for the team lead in scoring once, assists six times and steals 16 times. Scored in double-figures 21 times & scored 20+ points once. Scored 10,000th career point at 10:55 in the first quarter on 2/6 at Toronto, becoming the 337th player in NBA history to reach the mark. Shot 7-of-7 from the field on 1/16 vs. Oklahoma City, his most makes without a miss in any career game. Scored 18 points in the third quarter on 12/30 at Houston, the highest scoring quarter of his career.

## NBA CAREER

**2015-16:** Appeared in a team-high 80 games (31 starts), and averaged 9.5 points, 3.2 rebounds, 3.6 assists and 0.9 steals in 27.4 minutes. Shot 84.7% (149-176 FT) from the line, which ranked 29th in the NBA. Tallied three double-doubles. Scored 10+ points 39 times, 15+ points 14 times and 20+ points four times. Tallied 10+ assists three times. Shot a perfect 4-of-4 from 3-point range in the fourth quarter on 11/24 at Memphis, his most made threes in any quarter of his career. Logged lone triple-double of the season (second career) with 10 points, a career-high-tying 11 rebounds (career-high 11 defensive rebounds) and 11 assists in 38 minutes on 12/12 vs. Washington, the first triple-double by a Maverick since Jason Kidd on 3/11/11 at Philadelphia. On 2/21 vs. Philadelphia, recorded his 1,000th career steal at the 7:10 mark of the 4th quarter, becoming the 151st player in NBA history to reach the milestone. **2014-15:** Appeared in 29 games (three starts), and averaged 3.7 points and 1.4 assists in 9.7 minutes. On 1/14 at Denver, made first start of the season, logging 10 points (4-12 FG, 2-2 FT), three rebounds, five assists, one steal and one block in 29 minutes. Made second start of the season on 4/10 at Denver, logging 13 points, including game-winning layup with 1.5 second left in 2OT, along with four rebounds, five assists and two steals in 30 minutes. **2013-14:** Appeared in 65 games (65 starts),

and averaged 9.7 points, 3.0 rebounds, 5.6 assists and 1.2 steals in 31.0 minutes. Posted two double-doubles. Scored 10+ points 29 times and 20+ points once. Logged 10+ assists four times...Tallied 3+ steals six times. **2012-13:** Appeared in 68 games (all starts), and averaged 13.9 points, 5.5 assists and 1.4 steals in 34.0 minutes. Led Knicks in scoring five times and in assists 39 times. Scored 20+ points 10 times. Tallied 10+ assists four times, the only player to record double-digit assists for the Knicks in 2012-13. Tallied 5+ assists without committing a turnover seven times. **2011-12:** Appeared in 60 games (56 starts), and averaged 11.4 points, 6.5 assists and 1.3 steals in 31.8 minutes while shooting a then career-high 80.6% (100-of-124 FT) from the line. Ranked 12th in assists among NBA leaders. Scored 20+ points six times, including one 30-point performance. Posted 10+ assists eight times. **2010-11:** Appeared in 75 games (54 starts) with New York and Denver, and averaged career-highs with 15.5 points, 8.3 assists and 1.7 steals in 36.5 minutes. Shot 35.3% (career highs 116-329) from 3-point range and 80.5% (194-241) from the line. Appeared in 54 games (all starts) with New York, and averaged 17.1 points and 9.0 assists in 38.4 minutes. Appeared in 21 games (zero starts) with Denver, and averaged 11.5 points and 6.5 assists in 31.6 minutes. Ranked sixth in

assists and eighth in steals among NBA leaders. Posted 10+ assists 30 times (27 with New York and three with Denver). Led Knicks in assists 51 times (in 54 games). On 1/11 at Portland, tied Knicks club record by handing out 14 assists without a turnover. **2009-10:** Appeared in 80 games (all starts), and averaged 12.1 points, 5.6 assists and 1.5 steals in 33.0 minutes. Shot career-high 45.9% (388-846 FG) from the field, career-high 38.5% (60-156 3FG) from 3-point range. Scored 20+ points six times. Logged 10+ assists five times. **2008-09:** Appeared in 82 games (81 starts), and averaged 14.2 points, 6.7 assists, a career-high 3.8 rebounds and 1.5 steals in 37.6 minutes. Appeared in all 82 games for the only time in his career. Logged a single-season career-high 3,086 total minutes. Recorded a career-high 126 total steals. Scored 20+ points 14 times and 30+ points twice. Tallied 10+ assists nine times. **2007-08:** Appeared in 79 games (all starts), and averaged 14.4 points and 7.4 assists in 37.6 minutes. Ranked seventh in assists and 22nd in minutes among NBA leaders. Scored 20+ points 13 times...Tallied 10+ assists 19 times. Ranked seventh in the NBA with 17 points/assists double-doubles. Made 22 straight FT from 2/22 - 3/5. **2006-07:** Appeared in 78 games (75 starts), and averaged 14.0 points, 7.0 assists and 1.5 steals in 36.3 minutes. Among NBA leaders, ranked 10th in assists and 14th in steals. Logged 11 points/assists double-doubles, leading Charlotte to a 9-2 record in such games. Posted 20+ points 11 times. Was one of only six players (S. Nash, D. Williams, J. Kidd, B. Davis & C. Paul) to tally 15+ assists in three or more contests. **2005-06:** Appeared in 80 games (54 starts), and averaged 11.9 points and 5.6 assists (21st in NBA) in 30.1 minutes. Named to NBA All-Rookie Second Team and finished 4th in T-Mobile Rookie of Year voting. Named T-Mobile Eastern Conference Rookie of the Month three times (February, March, April). Finished 4th in scoring and 2nd in assists among NBA rookies. Scored 20+ points 11 times and 30+ points twice. Posted 10+ assists 14 times.

## REGULAR SEASON CAREER HIGHS

Minutes	57	12/29/06	Charlotte vs Los Angeles Lakers
FGM	13	11/19/10	New York at Golden State (Twice)
FGA	30	12/8/12	New York at Chicago
3FGM	6	12/6/12	New York at Miami (Twice)
3FGA	11	11/28/10	New York at Detroit
FTM	13	11/21/07	Charlotte vs Washington
FTA	16	11/21/07	Charlotte vs Washington
OR	5	1/13/06	Charlotte vs Milwaukee
DR	11	12/12/15	Dallas vs Washington
TR	11	12/12/15	Dallas vs Washington (Twice)
Assists	19	12/30/06	Charlotte at Indiana
Steals	7	11/20/10	New York at LA Clippers (Twice)
TO	9	3/20/07	Charlotte vs Cleveland
Blocks	2	3/6/17	LA Clippers vs Boston (24 Times)
Points	35	11/19/10	New York at Golden State

## NBA REGULAR SEASON STATISTICS

SEASON/TEAM	G-GS	MIN	FGM-FGA	PCT	3-PT FG				Rebounds				AST	STL	TO	BLK	PTS	Averages		
					FGM-FGA	PCT	FTM-FTA	PCT	OFF	DEF	TOT	RPG						APG	PPG	
05-06 CHA	80-54	2406	345-883	.391	97-271	.358	161-222	.725	77	216	265	446	102	182	8	948	3.3	5.6	11.9	
06-07 CHA	78-75	2832	393-1024	.384	103-312	.330	204-256	.797	51	216	267	545	118	230	10	1093	3.4	7.0	14.0	
07-08 CHA	79-79	2272	412-967	.413	56-200	.280	260-325	.800	37	199	236	583	96	213	12	1140	3.0	7.4	14.4	
08-09 CHA	82-81	3086	442-1083	.408	59-207	.285	219-272	.805	54	256	310	553	126	228	30	1162	3.8	6.7	14.2	
09-10 CHA	80-80	2643	388-846	.459	60-156	.385	132-173	.763	53	235	288	446	123	168	22	968	3.6	5.6	12.1	
10-11 DEN/NYK	75-54	2737	427-1005	.425	116-329	.353	194-241	.805	48	221	269	625	125	221	11	1164	3.6	8.3	15.5	
11-12 POR	60-56	1906	261-642	.407	62-203	.305	100-124	.806	27	122	149	390	78	170	10	684	2.5	6.5	11.4	
12-13 NYK	68-68	2313	377-882	.427	93-258	.360	101-128	.789	51	143	194	372	94	155	14	948	2.9	5.5	13.9	
13-14 NYK	65-65	2017	240-608	.395	62-195	.318	88-122	.721	54	143	197	365	78	129	27	630	3.0	5.6	9.7	
14-15 DAL	29-3	281	43-106	.406	10-34	.294	12-15	.800	2	24	26	41	11	18	4	108	0.9	1.4	3.7	
15-16 DAL	80-31	2192	277-682	.406	60-213	.282	149-176	.847	36	222	258	284	68	121	15	763	3.2	3.6	9.5	
16-17 LAC	80-11	1700	221-514	.430	46-144	.319	50-64	.781	3	185	218	191	66	83	22	538	2.7	2.4	6.7	
TOTALS	856-657	27085	3826-9272	.413	824-2522	.327	1670-2118	.788	523	2154	2677	4841	1085	1918	18510146	3.1	5.7	11.9		

## NBA PLAYOFF STATISTICS

SEASON/TEAM	G-GS	MIN	FGM-FGA	PCT	3-PT FG			Rebounds			Averages								
					FGM-FGA	PCT	FTM-FTA	PCT	OFF	DEF	TOT	AST	STL	TO	BLK	PTS	RPG	APG	PPG
09-10 CHA	4-4	130	17-42	.405	4-13	.308	9-12	.750	3	7	10	20	2	6	0	47	2.5	5.0	11.8
10-11 DEN	5-0	152	18-50	.360	4-16	.250	18-24	.750	0	9	9	21	6	10	0	48	1.8	4.2	11.6
12-13 NYK	12-12	454	72-162	.444	9-28	.320	16-24	.667	17	24	41	56	20	20	5	169	3.4	4.7	14.1
14-15 DAL	3-1	36	4-15	.267	0-4	.000	3-3	1.000	1	6	7	4	0	0	11	2.3	1.3	3.7	
15-16 DAL	5-4	172	32-69	.464	4-14	.286	7-11	.636	2	21	23	23	6	12	0	75	4.6	4.6	15.0
16-17 LAC	7-0	127	15-32	.469	4-9	.444	5-5	1.000	2	8	10	10	6	3	0	39	1.4	1.4	5.6
TOTALS	36-21	1071	158-370	.427	25-84	.298	58-79	.734	25	85	100	134	40	51	5	399	2.8	3.7	11.1



## PLAYOFFS

Appeared in NBA postseason play with five teams in six seasons and averaged 11.1 points, 3.7 assists, 2.8 rebounds and 1.1 steals in 29.8 minutes per game. **2016-17:** Saw time in seven games and averaged 5.6 points, 1.4 assists and 1.4 rebounds in 18.1 minutes as a member of the Clippers. **2015-16:** Appeared in all five games (four starts) and averaged 15.0 points, 4.6 assists and 4.6 rebounds in 34.4 minutes while shooting 46.4% (32-of-69) from the field. **2014-15:** Appeared in three games (one start) and averaged 3.7 points, 2.3 rebounds and 1.3 assists in 12.0 minutes in the Mavericks opening round series against Houston. **2012-13:** Appeared in 12 games (all starts), and averaged 14.1 points and 4.7 assists in 37.8 minutes while shooting 44.4% (72-162 FG) from the field. Scored 20+ points twice. Scored in double-figures in 10-of-12 games. In First Round series vs. Boston, averaged 17.2 points, ranking second on team to Carmelo Anthony (29.2 ppg). 4/26 at Boston, dished out a postseason career-high 10 assists in Game 3 win on the road. 4/28 at Boston, poured in playoff career-high 27 points (10-21 FG, 4-9 3FG) in 48 minutes in Game 4 overtime loss. Averaged 11.0 points (3rd on team) in the Eastern Conference Semi-Finals against Indiana. **2010-11:** Averaged 11.6 points, 4.2 assists, 1.2 steals and 30.4 minutes in five First Round playoff games vs. Oklahoma City as a member of the Nuggets. **2009-10:** Helped lead Bobcats to first NBA playoff berth in franchise history. Started all four First Round games against Orlando, averaging 11.8 points and 5.0 assists in 32.5 minutes.

## COLLEGE

Averaged 12.5 points and 6.9 assists in 101 games over his three-year career at North Carolina. Became first player in Tar Heels history to total 1,000 points, 600 assists, 300 rebounds, 150 steals and 100 3-pointers. Fourth on Tar Heels list in career assists (698) and 3rd in assists per game (6.9). In his final (junior) season, was named to NCAA Final Four All-Tournament Team after helping lead North Carolina to 2005 NCAA title. Averaged 13.7 points and 6.8 assists in 2005 NCAA Tournament. Named First Team All-ACC, Honorable Mention All-ACC Defensive and Third Team Associated Press All-American. As a sophomore in 2003-04, led ACC and ranked 5th in the nation with 7.1 assists. In 2002-03, became the first freshman in UNC history to be voted team MVP.

## PERSONAL

Full name is Raymond Bernard Felton Jr. Has two older sisters, Charmaine and Juvonna. Charmaine attended North Greenville College on a softball scholarship and Juvonna went to Clafin College on a basketball scholarship. Named Naismith Award winner by the Atlanta Tipoff Club as the 2002 National High School

Player of the Year and was also Gatorade National Player of the Year. Led Latta High School (Latta, S.C.) to back-to-back state championships and a 104-9 record in his career. Two-time Mr. Basketball winner in South Carolina. Broke state career scoring record with 2,992 points. Helped lead East to victory in 2002 McDonald's All-America Game at MSG.



# 23 TERRANCE FERGUSON

POSITION: Guard HEIGHT: 6-7 WEIGHT: 184

## BIRTHDATE

5/17/98

## BIRTHPLACE

Tulsa, Okla.

## HOW ACQUIRED

Selected by the Oklahoma City Thunder in the first round (21st overall) of the 2017 NBA Draft.

## CURRENT NBA SEASON

Rookie

## INTERNATIONAL CAREER

Played one season with the Adelaide 36ers of Australia's National Basketball League. **2016-17:** Played in 30 games and averaged 4.6 points and 1.2 rebounds in 15.2 minutes per game. Scored in double figures four times, including a season-high 13 points twice.

## USA BASKETBALL

Part of gold-medal-winning teams in three different FIBA events, going 19-0 in major competitions over his career. At the 2015 FIBA U19 Worlds, averaged 6.1 points and 1.6 rebounds. At the FIBA U17 World Championship, started four of seven games and produced 9.0 points, 1.3 rebounds and 1.6 assists. At the 2013 U16 FIBA Americas, contributed 5.8 points, 3.8 rebounds and 2.0 assists.

## HIGH SCHOOL

While home schooled, played three years at Prime Prep Academy and his senior season at Advanced Prep International, both based in Dallas. Tallied 10 points and three rebounds in 16 minutes as a senior at the 2016 McDonald's All-American Game. Playing for the U.S. Junior National Select Team at the 2016 Nike Hoop Summit, scored 21 points in 15 minutes. Averaged 15.3 points and 2.3 assists in 28.0 minutes over six games at the 2015 adidas Nations. Shot 45.8 percent from three-point range.



## INTERNATIONAL STATISTICS

SEASON/TEAM	G-GS	MIN	FGM-FGA	PCT	3-PT. FG FGM-FGA	PCT	FTM-FTA	PCT	Rebounds					STL	TO	BLK	PTS	Averages		
									OFF	DEF	TOT	AST						RPG	APG	PPG
16-17 Adelaide	30-17	454.5	53-139	.381	21-67	.313	12-20	.600	14	20	34	18	7	28	8	139	1.1	0.6	4.6	
TOTALS	30-17	454.5	53-139	.381	21-67	.313	12-20	.600	14	20	34	18	7	28	8	139	1.1	0.6	4.6	





# 13 PAUL GEORGE

POSITION: Forward HEIGHT: 6-9 WEIGHT: 220

## BIRTHDATE

5/2/90

## BIRTHPLACE

Sun Valley, Calif.

## COLLEGE

Fresno State

## HOW ACQUIRED

From the Indiana Pacers in exchange for Victor Oladipo and Domantas Sabonis on 7/6/17.

## CURRENT NBA SEASON

8th NBA season



## CAREER AVERAGES

A four-time All-Star, appeared in 448 career games (400 starts), averaging 18.1 points, 6.3 rebounds, 3.2 assists and 1.7 steals in 32.8 minutes per game.

## 2016-17 SEASON AVERAGES

Appeared in 75 games (75 starts), averaging a career-high 23.7 points per game, 6.6 rebounds, and 3.3 assists and 1.6 steals over 35.8 minutes per game.

## 2016-17 NOTES

Posted career highs in all three shooting categories, finishing: 46.1 percent from the field, 39.3 percent from three-point range and a career-best 89.8 percent from the free throw line. Finished the season ranked 15th in the NBA in scoring, fifth in free throw percentage, 12th in three-point field goals made, 31st in three-point percentage, 14th in steals and ninth in minutes per game. His 195 three-point field goals made tied Reggie Miller's 1994-95 season total for the third-most in franchise history, while he teamed with C.J. Miles (169) to make more three-pointers in a season than any pair of Pacers teammates in franchise history. Scored in double figures 73 times, finished with 20 or more 51 times and 30 or more 19 times. Recorded 11 double-doubles on the season, including seven over the final two months of the season. George scored 20 or more points in each of the final 12 games of the season and 19 times over the final 22 outings for an average of 28.5 points per game. He averaged 33.0 points, 7.6 rebounds and 4.8 assists per game while shooting 54.4 percent from the field and 40.8 percent from three-point range while leading Indiana to a 5-1 record in April to help secure a playoff spot. He scored 30 or more points in four of those games with three double-doubles. Finished with a season-high 43 points in the team's double overtime loss at Cleveland, 4/2. He tied his career high with 16 field goals made. He also finished with nine rebounds and a season-high nine assists to become the first Pacers player in NBA franchise history to record 40+ points, 9+ rebounds and 9+ assists in the same game. Scored 37 points as he shot 13-for-27 from the field, 5-for-10 from three-point range and 6-for-7 from the line against Portland, 12/10. He scored 15 straight Indiana points in the fourth quarter to help the Pacers complete the comeback victory. Finished with a game-high 33 points in the overtime win over Sacramento, 1/27, as he set a new career high with 16 free throws made while tying his career best with 17 attempts from the line.

Earned his fifth Eastern Conference Player of the Week honor - most by any player in Pacers franchise history - behind averages of 31.7 points, 9.0 rebounds, 3.3 assists and 2.0 steals per game from April 4-8. Appeared in his fourth All-Star Game as he was selected as an Eastern Conference reserve. He shot 6-for-16 from the field and finished with 12 points, five rebounds and three assists in 22 minutes off the bench for the East in New Orleans on Feb. 19. Passed 7,000 career points in the win over New York, 1/7, and reached the 8,000 point mark in the win at Orlando, 4/8. Missed seven games due to injury.

## NBA CAREER

**2015-16:** After appearing in only six games during the 2014-15 season, George returned to the court to start 81 games while averaging 23.1 points, 7.0 rebounds, 4.1 assists and 1.9 steals in 33.1 minutes per game. Shot 41.8 percent from the field, 37.1 percent from three-point range and 86.0 percent from the free throw line. Among qualified league leaders, he finished 10th in the NBA in scoring. His 1,874 points scored marked the third-highest individual scoring total in Pacers NBA franchise history while his average of 23.1 points per game ranks fifth. Made a career-high 210 three-point field goals during the regular season, sixth in the NBA and second in franchise history behind Reggie Miller's total of 229 set during the 1996-97 season. Attempted more three-pointers (566) than any player in NBA franchise history. Made 454 free throws (sixth in the

NBA, fourth in franchise history) on 528 attempts (ninth in the NBA, fifth in franchise history) while shooting 86.0 percent from the foul line (21st in the NBA). Recorded a career-high 152 steals. Scored in double figures in 78 games, including new career highs with 51 games of 20 or more points and 21 games with 30 or more. Became the first Pacers player in NBA franchise history to score 40 or more points three times in one season, and the first player since Chuck Person in 1988-89 to score 45 or more points twice. In the win at Washington, 11/24, he scored 40 points and teamed with C.J. Miles (32) to become the first Pacers' duo since the 1977-78 season to post 40+/30+ scoring totals in the same game. Set a new career high with 48 points while shooting 15-27 from the field, 8-11 from three-point range and 10-13 from the free throw line at Utah, 12/5. Scored 20 points and set a new career high with seven steals at Houston on 1/10. Named Eastern Conference Player of the Month for November after averaging 27.2 points, 8.1 rebounds and 4.4 assists per game through the opening month of the season. Earned his fourth-career Eastern Conference Player of the Week honor after averaging 37.3 points, 6.7 rebounds and 2.3 assists per game from Nov. 24-29. He finished 30 or more points in three straight games for the first time in his career while shooting 54.7 percent from the field, 57.1 percent from three-point range and 86.7 percent from the free throw line during that span. Made his third-career All-Star Game appearance in February after being voted as a starter for the second time in his career. Passed the 5,000-point barrier in the win over Miami, 12/11. Grabbed the 3,000th rebound of his career against Milwaukee, 12/31. Recorded the 1,000th assist of his career at Denver, 1/17. Scored his 6,000th point in the win over Boston, 3/15. Recorded one DNP-CD, during the regular season finale at Milwaukee, 4/13. **2014-15:** Appeared in the final six games of the regular season, averaging 8.8 points, 3.7 rebounds and 1.0 assists in 15.2 minutes per game. Scored in double figures in four of his six appearances. Placed on the inactive list for the first 76 games of the regular season while rehabilitating a broken right leg. Made his season debut on April 5 as he finished with a season-high 13 points on 5-for-12 shooting and

## REGULAR SEASON Career Highs

Minutes	49	11/20/13	Indiana at NYK
Field Goals	16	04/02/17	Indiana at CLE (Twice)
Field Goal Attempts	33	04/02/17	Indiana at Cleveland
Three-Point Field Goals	9	11/21/12	Indiana vs. New Orleans
Three-Point Attempts	16	04/02/17	Indiana at Cleveland
Free Throws	16	01/27/17	Indiana vs. Sacramento
Free Throw Attempts	17	01/27/17	Indiana vs. Sacramento
Offensive Rebounds	4	02/06/17	Indiana vs. OKC (7 times)
Defensive Rebounds	16	11/03/12	Indiana vs. Sacramento
Rebounds	17	11/03/12	Indiana vs. Sacramento
Assists	12	02/13/13	Indiana vs. Charlotte
Steals	7	01/10/16	Indiana at Houston
Turnovers	7	03/02/16	Indiana at Milwaukee (6 times)
Blocked Shots	4	12/19/12	Indiana vs. Utah (3 times)
Points	48	12/05/15	Indiana at Utah

## NBA REGULAR SEASON STATISTICS

SEASON/TEAM	G-GS	MIN	FGM-FGA	PCT	3-Pt. FG		FTM-FTA	PCT	Rebounds					STL	TO	BLK	PTS	Averages		
					FGM-FGA	PCT			OFF	DEF	TOT	AST	PG					RPG	APG	PPG
10-11 IND	61-19	1265	179-395	.453	41-138	.297	77-101	.762	37	187	224	65	62	70	26	476	3.7	1.1	7.8	
11-12 IND	66-66	1958	281-639	.440	90-234	.385	146-182	.802	56	314	370	158	108	117	38	798	5.6	2.4	12.1	
12-13 IND	79-79	2972	493-1176	.419	170-469	.362	221-274	.807	88	515	603	327	143	233	51	1377	7.6	4.1	17.4	
13-14 IND	80-80	2898	577-1362	.424	182-500	.364	401-464	.864	64	478	542	283	151	224	22	1737	6.8	3.5	21.7	
14-15 IND	6-0	91	18-49	.367	9-22	.409	8-11	.727	4	18	22	6	5	12	1	53	3.7	1.0	8.8	
15-16 IND	81-81	2819	605-1449	.418	210-566	.371	454-528	.860	79	484	563	329	152	265	29	1874	7.0	4.1	23.1	
16-17 IND	75-75	2689	622-1348	.461	195-496	.393	336-374	.898	58	434	492	251	119	220	27	1775	6.6	3.3	23.7	
TOTALS	448-400	14692	2775-6418	.432	897-2425	.370	1643-1934	.850	386	2430	2816	2816	740	1141	194	8090	6.3	3.2	18.1	

## NBA PLAYOFF STATISTICS

SEASON/TEAM	G-GS	MIN	FGM-FGA	PCT	3-PT. FG			Rebounds					AST	STL	TO	BLK	PTS	Averages		
					FGM-FGA	PCT	FTM-FTA	PCT	OFF	DEF	TOT	PG						RPG	APG	PPG
2010-11 IND	5-5	133	10-33	.303	3-13	.231	7-8	.875	5	20	25	5	7	7	10	30	5.0	1.0	6.0	
2011-12 IND	11-11	371	37-95	.389	11-41	.268	22-28	.786	15	58	73	26	18	21	4	107	6.6	2.4	9.7	
2012-13 IND	19-19	780	119-277	.430	34-104	.327	93-128	.727	16	125	141	96	25	75	4	365	7.4	5.1	19.2	
2013-14 IND	19-19	781	138-315	.438	52-129	.403	101-128	.789	13	132	145	73	41	49	7	429	7.6	3.8	22.6	
2015-16 IND	7-7	275	56-123	.455	18-43	.419	61-64	.953	9	44	53	30	14	23	5	191	7.6	4.3	27.3	
2016-17 IND	4-4	172	34-88	.386	18-42	.429	26-30	.867	5	30	35	29	7	13	2	112	8.8	7.3	28.0	
TOTALS	65-65	2512	394-931	.423	136-372	.366	310-386	.803	63	409	472	259	112	188	37	1234	7.3	4.0	19.0	



3-for-6 from three-point range to go with two rebounds, two assists and two steals in 15 minutes off the bench in the win over Miami. **2013-14:** Finished ninth in the NBA and fifth in Pacers' NBA-franchise history with a career high 1,737 points during the regular season (21.7 points per game). Led the team and ranked fourth in the league with a career-high 151 steals in the regular season. Set new career highs in free throws made (401), free throw attempts (464), and free throw percentage, finishing ninth in the NBA at 86.4 percent. Tied Danny Granger's 2008-09 mark for third in franchise history with 182 three-point field goals during the regular season. His career-high 500 three-point attempts ranked second behind Reggie Miller (536, 1996-97) in club history. Averaged 6.8 rebounds per game with 13 games with 10 or more boards. Registered 50 games with 20 or more points – most in his career – including 11 games with 30 or more. The Pacers posted a 38-12 record when George scored 20+ points and an 8-3 mark when he reached 30 or more. Led the team in scoring in 49 games, rebounding 23 times and assists in 14 games. Became the first Pacer since Jermaine O'Neal (December, 2003) to earn Eastern Conference Player of the Month recognition in November after averaging 23.6 points, 6.1 rebounds, 3.3 assists and 2.1 steals per game in the opening month of the season. Earned Player of the Week honors twice during the regular season, becoming the second player in franchise history to receive the honor twice in one season (Ron Artest, 2003-04). He averaged 25.1 points, 7.9 rebounds and 4.0 assists per game in the week of Nov. 10. Also led the team to a 3-0 mark while averaging 23.2 points and shooting 61.9 percent from three-point range (13-for-21) in the week of Jan. 19. Scored a career-high 43 points at Portland, 12/2. Also set new career-highs by shooting 16-for-30 from the field and hit seven of his career-high 15 three-point attempts. His 15 three-point field goal attempts came one shy of the franchise record for most in one game held by Reggie Miller (at Milwaukee, 4/18/93). Recorded his second-career regular season triple-double with 10 points, 12 rebounds and a season-high 10 assists against Chicago, 3/21. Finished with 13 games with 10 or more rebounds and 12 double-doubles during the regular season. **2012-13:** The NBA's KIA Most Improved Player for the 2012-13 season, he was the only player in the NBA to average at least 17.0 points, 7.5 rebounds, 4.0 assists and 1.75 steals per game. Earned All-NBA Third Team and NBA All-Defensive Second Team honors. Finished 10th in the NBA with 170 3-pt FG and second in the Eastern Conference behind Atlanta's Kyle Korver (189). Posted a team-high 23 double-doubles, including his first career triple-double vs. Charlotte, 2/13 (23 points, 12 rebounds and a career-high 12 assists). Including three 30-point games, he tallied 20 or more points 34 times. The first Indiana player to be named the NBA Eastern Conference Player of the Week since Danny Granger in 2007-08, he

led the Pacers to a 3-0 record in the week ending Dec. 16 with averages of 23.3 ppg, 7.0 rpg, 4.3 apg and 1.7 spg. Second on the team with an average of 7.6 rebounds per game, his 23 games with 10 or more boards featured a career-best 17 in the Pacers' double-overtime win over Sacramento, 11/3. **2011-12:** Finished with averages of 12.1 points, 5.6 rebounds, 2.4 assists and 1.6 steals per game. Shot .440 from the field, .385 from three-point range and .802 from the free throw line. Scored in double-figures in 43 games, and 20 or more eight times. His 108 steals ranked sixth in the league. Ranked 14th in the NBA with a steals-to-turnover ratio of 0.923-to-1. Recorded a season-high 16 rebounds, including 13 defensive boards, in the Pacers' win over Oklahoma City, 4/6. Scored the 1,000th point of his NBA career against the Knicks, 3/17. **2010-11:** Averaged 7.8 points, 3.7 rebounds and 1.1 steals per game to earn NBA All-Rookie Second Team recognition. After making appearances in just eight of the season's first 29 games, and being on the Pacers' inactive list for 15 straight (11/28 to 12/28), he played in every one of the team's remaining 53 games and started the final 19. In his 19 starts, he shot better than 34 percent from 3-pt range (13-38), as opposed to 28 percent (28-100) as a reserve. Scored a season-high 23 points on 9-15 FG and 5-6 3-pt FG to go with six rebounds and four assists vs. Washington, 4/6. Was 7-11 from beyond the arc in the final six games. Shot 76.2 percent (77-101) from the foul line in 2011-12 and ranked eighth among NBA rookies with 50 or more games. Grabbed at least five boards 19 times with a season-high 10 vs. Philadelphia, 3/8.

#### PLAYOFFS

Appeared in 65 games (65 starts), averaging 19.0 points, 7.3 rebounds, 4.0 assists and 1.7 steals per game in his playoff career. Owns postseason shooting percentages of .423 from the field, .366 from three-point range and .803 from the free throw line. Has recorded 18 playoff double-doubles, including one triple-double with 23 points, 11 rebounds and 12 assists vs. Atlanta, 4/21/13. **2016-17:** Started all four games during Indiana's First Round series against Cleveland and led the team with 28.0 points, 8.8 rebounds and 7.3 assists per game. Shot 38.6 percent from the field, 42.9 percent from three-point range and 86.7 percent from the free throw line. Scored at least 29 points in three of the four games with two games of 30+ points. Led the Pacers with 36 points, 15 rebounds and nine assists in Game 3 against the Cavaliers, 4/20. **2015-16:** Started all seven games in Indiana's First Round series against the Raptors. Led all NBA players through the First Round in scoring with an average of 27.3 points per game to go with 7.6 rebounds, 4.3 assists and 2.0 steals per game. Shot 42.7 percent from the field and 41.9 percent from three-point range. Made and attempted at least 10 free throws in four of the team's seven games. Finished with 20 or more points in six games with two

games of 30 or more. Tied his playoff career high with 39 points as he shot 11-for-19 from the field, 5-for-11 from three-point range and 12-for-12 from the free throw line in Game 5 at Toronto, 4/26. Recorded three double-doubles with a high of 12 rebounds in Game 7, 5/1. **2013-14:** Started all 19 games in the Pacers' run to the Eastern Conference Finals. Averaged 22.6 points, 7.6 rebounds, 3.8 assists and 2.2 steals per game. Scored 20 or points in 12 games, including three games with 30 or more. Recorded a double-double in six of the seven games in the First Round series against the Hawks, including one in each of the first five games. Tied a playoff career-high with 14 rebounds to go with 12 points in Game 3 at Atlanta, 4/24. Averaged 23.9 points, 10.7 rebounds, 4.6 assists and 2.4 steals per game in seven games against Atlanta. Tied an Indiana-franchise playoff record with seven three-point field goals as he scored a career-high 39 points in the Game 4 road win at Washington, 5/11. Scored 37 points, including 21 in the fourth quarter (most in any period in his playoff career) in Indiana's Game 5 win over Miami, 5/28. **2012-13:** Started all 19 playoff games as the Pacers reached the Eastern Conference Finals. Averaged a team-high 19.2 points, 7.4 rebounds, 5.1 assists, and 1.3 steals per game while shooting 43.0 percent from the field. Scored in double figures in 17 of the 19 games with 11 games of 20 or more. Posted five double-doubles, including his first career playoff triple-double in Game 1 vs. Atlanta, 4/21, with 23 points, 11 rebounds, and a postseason career-high 12 assists. Scored 18 points and set a postseason career-high with 14 rebounds vs. New York, 5/14. Averaged 19.4 points per game and shot 44.1 percent from three-point range in the Eastern Conference Finals against Miami. **2011-12:** Started all 11 games as the Pacers reached the Eastern Conference Semifinals, averaging 9.7 points, 6.6 rebounds and 2.4 assists per game while shooting 38.9 percent from the field. Scored in double-figures in six games with a high of 17 points in Game 2 vs. Orlando, 4/30. Recorded two double-doubles, including the first of his playoff career with 10 points and 11 rebounds in the Game 2 win at Miami, 5/15. **2010-11:** Started all five games of the Pacers' First Round series with Chicago, averaging 6.0 points, 5.0 rebounds and 2.0 blocks in 26.4 minutes per game. Led the team with 10 blocked shots in the series, including a career-high four blocks in Game 2 at Chicago, 4/18.

#### ALL-STAR

Selected to appear on the Eastern Conference All-Star team four times and has started twice.

#### USA BASKETBALL

In his first game action in international play, George helped the United States Men's National Team earn the gold medal at the 2016 Olympic Games in Rio de

Janiero, Brazil. Appeared in all eight games and made two starts during the Olympics while finishing fourth on the team in scoring with 11.3 points per game to go with 4.5 rebounds and 1.9 assists per game. Led the United States with 12 steals. Shot 45.0 percent from the field, 28.0 percent from three-point range and 85.0 percent from the free throw line.

#### PERSONAL

The son of Paul and Paulette George, he has two older sisters - Teiosha, who played basketball at Pepperdine, and Portala, who played volleyball at CSU-San Bernardino. He enjoys listening to music, fishing, playing video games, hanging out with friends, and bowling. While at Fresno State, he was a participant and volunteer for "Read to Achieve". Spokesperson for the American Heart Association. During his senior season at Pete Knight H.S., he averaged 25 points, 12 rebounds, three assists, and three steals per game. He was named Golden League Most Valuable Player, Antelope Valley Press Player of the Year, and a member of the Daily News 2007-08 All-Area Boys' basketball team. He also participated in the Battle of the Valley All-Star Game.







9

## JERAMI GRANT

POSITION: Forward HEIGHT: 6-9 WEIGHT: 220

## BIRTHDATE

3/12/94

## BIRTHPLACE

Portland, Ore.

## College

Syracuse

## HOW ACQUIRED

Acquired from the Philadelphia 76ers on 11/1/16 along with a trade exception in exchange for forward Ersan Ilyasova and a protected draft pick

## CURRENT NBA SEASON

4th NBA season



## CAREER AVERAGES

Appeared in 222 games (67 starts), averaging 7.2 points, 3.4 rebounds, 1.2 assists and 1.20 blocks in 22.4 minutes per game.

## 2016-17 SEASON AVERAGES

Appeared in 80 games (four starts) with Philadelphia and Oklahoma City, averaging 5.5 points, 2.6 rebounds and 0.99 blocks in 19.1 minutes per game. In 78 games (four starts) with the Thunder, averaged 5.4 points, 2.6 rebounds and 0.96 blocks in 19.1 minutes per game.

## 2016-17 NOTES

Shot 43.1 percent (25-of-58) from corner three-point range. Scored in double figures nine times. Grabbed five or more rebounds 10 times. Blocked two or more shots 21 times. Season-high tying 15 points twice vs. Atlanta (12/19) and vs. Chicago (2/1). One DNP – Coach's Decision.

## NBA CAREER

**2015-16:** Appeared in 77 games, averaging 9.7 points, 4.7 rebounds, 1.8 assists. Scored a career-high tying 21 points on two separate occasions, against Detroit (1/27) and MIL (4/10). Recorded five blocks in a game on five different occasions. Recorded 127 total blocks. Scored in double-figures 34 times including four efforts of 20-plus points. Three double-doubles. Three DNP – Coach's Decision.  
**2014-15:** Appeared in 65 games as a rookie (11 starts), averaging 6.3 points, 6.0 rebounds, 1.2 assists and 1.05 blocks in 21.2 minutes per game. Scored 18 points against CLE (2/2). Recorded career-best eight blocks against New York Knicks (1/21). Scored in double figures 15 times. 12 games on the Inactive List. Three games DNP – Coach's Decision.

## COLLEGE

**2013-14 (Sophomore Season):** Started 20

of 32 games in his second season and led the Orange in rebounding and finished third in scoring. He finished eighth in the ACC in rebounding, racked up seven double-doubles and grabbed a career-high 14 rebounds against NC State. In November, he was chosen to the EA Sports Maui Invitational All-Tournament team after helping Syracuse beat Minnesota, California and Baylor for the championship. **2012-13 (Freshman Season):** Made his collegiate debut in the season opener against San Diego State. He recorded his first career points versus Wagner. Grant had 13 points against Villanova. He reached double figures for the second consecutive game with 10 points in 35 minutes at Louisville. Recorded 12 points and tied his season high with two steals at Villanova. In his first career start at Pittsburgh he played a season-high 40 minutes. Was 6-for-8 from the field and 2-for-2 from the free-throw line for a season-high 14 points against Notre Dame. He pulled down a season-best nine rebounds at Connecticut. Grant scored five points and tallied eight rebounds against Montana in the first round of the NCAA Tournament. He played 17 minutes and grabbed seven rebounds in the Final Four game with Michigan.



## REGULAR SEASON Career Highs

Minutes	43	4/10/16	Philadelphia vs Milwaukee
FGM	8	1/27/16	Philadelphia vs Detroit
FGA	17	4/2/16	Philadelphia vs Indiana
3FGM	3	1/16/17	OKC vs LA Clippers (7 Times)
3FGA	8	4/11/15	Philadelphia at Chicago
FTM	9	3/17/16	Philadelphia vs Washington
FTA	14	3/17/16	Philadelphia vs Washington
OR	5	11/11/16	Philadelphia vs Toronto
DR	8	2/28/16	Philadelphia vs Orlando (Twice)
TR	11	2/8/16	Philadelphia vs LA Clippers (Twice)
Assists	6	2/10/16	Philadelphia vs Sacramento
Steals	4	12/5/15	Philadelphia vs Denver
TO	5	4/2/16	Philadelphia vs Indiana (4 Times)
Blocks	8	1/21/15	Philadelphia vs New York
Points	21	4/10/16	Philadelphia vs Milwaukee

## NBA REGULAR SEASON STATISTICS

SEASON/TEAM	G-GS	MIN	FGM-FGA	PCT	3-PT. FG		FTM-FTA	PCT	Rebounds					AST	STL	TO	BLK	PTS	Averages		
					FGM-FGA	PCT			OFF	DEF	TOT	RPG	APG						PPG		
14-15 PHI	65-11	1377	124-352	.352	49-156	.314	114-193	.591	49	149	198	79	40	85	68	411	3.0	1.2	6.3		
15-16 PHI	77-52	2066	251-599	.419	35-146	.240	212-322	.658	99	262	361	135	54	110	127	749	4.7	1.8	9.7		
16-17 PHI	2-0	41	6-17	.353	0-2	.000	4-8	.500	0	6	6	0	3	4	16	3.0	0.0	8.0			
16-17 OKC	78-4	1490	146-311	.469	43-114	.377	86-139	.619	38	161	199	46	33	41	75	421	2.6	0.6	5.5		
TOTALS	22-67	4974	527-1279	.412	127-418	.304	416-662	.628	186	578	764	260	127	239	274	1597	3.4	1.2	7.2		

## NBA PLAYOFF STATISTICS

SEASON/TEAM	G-GS	MIN	FGM-FGA	PCT	3-PT FG FGM-FGA	PCT	FTM-FTA	PCT	Rebounds					AST	STL	TO	BLK	PTS	Averages		
									OFF	DEF	TOT	AST	STL						RPG	APG	PPG
16-17 OKC	5-0	111	19-31	0.613	2-6	0.333	6-7	0.857	7	12	19	4	1	3	2	46	3.8	0.8	9.2		
Totals	5-0	111	19-31	0.613	2-6	0.333	6-7	0.857	7	12	19	4	1	3	2	46	3.8	0.8	9.2		





# 34 JOSH HUESTIS

POSITION: Forward HEIGHT: 6-7 WEIGHT: 230

## BIRTHDATE

12/19/91

## BIRTHPLACE

Webster, Texas

## COLLEGE

Stanford

## HOW ACQUIRED

Selected by Oklahoma City in the first round (No. 29 overall) of the 2014 NBA Draft.

## CURRENT NBA SEASON

3rd NBA season

## 2016-17 SEASON AVERAGES

Appeared in two games, averaging 7.0 points, 4.5 rebounds, 1.5 assists and 1.50 blocks in 15.4 minutes per game.

## 2016-17

Recorded career-high tying seven points in career-high 24 minutes vs. Denver (4/12). In that game also blocked a career-best three shots. 73 games on the Inactive List. Seven DNP - Coach's Decision. Was assigned to the Blue on 15 separate occasions. The Blue was 20-12 when he played with the team.

## NBA G LEAGUE

**2016-17:** In 32 games (all starts) with the Blue, averaged 14.6 points, 6.2 rebounds, 1.3 assists and 1.72 blocks in 32.1 minutes. Recorded two double-doubles. Scored 20-plus points seven times and reached double-figure scoring 25 times. Grabbed 10 or more rebounds three times. Blocked three or more shots nine times. **2015-16:** Appeared in 25 games (25 starts) with the Blue and averaged 12.7 points, 5.3 rebounds and 1.44 blocks in 32.1 minutes. Scored in double-figures 17 times including 20-plus points three times. One 10-plus rebounds game. One double-double. Led team in scoring twice and rebounds once. **2015-16:** Appeared in 25 games (25 starts) with the Blue and averaged 12.7 points, 5.3 rebounds and 1.44 blocks in 32.1 minutes. Scored in double figures 17 times including 20-plus points three times. One 10-plus rebounds game. One double-double. Led team in scoing twice and rebounds once. **2014-15:** In 44 games (43 starts) with the Oklahoma City Blue, averaged 10.3 points, 5.7 rebounds, 1.1 assists and 1.6 blocks in 33.1 minutes. Finished 13th overall in the NBAGL for blocks per game (1.6) and 21st in three-pointers made per game (1.9). His 1.6 blocks per game ranked second among NBAGL players listed at or below a height of 6-7. One of only two players in the NBAGL to average over 1.5 blocks and 1.5 three-point field goals per game. Sunk a career-high seven three-pointers en route to a career-best 24 points at Iowa on 1/31. Swatted a career-best six shots to go with 17 points and seven rebounds at Austin on 12/6. Scored a then career-high 21 points on 7-of-9 shooting (including 4-of-5 from three) in a win over Rio Grande Valley on 12/10. Grabbed a career-best 11 boards on 1/3 at Texas. Tallied 21 points on 7-of-10 shooting (5-



of-8 from three) in a win over Austin on 1/24. Scored in double figures in 23 games. Three games of 20+ points. Three double-doubles. Four games of 10+ rebounds.

## PLAYOFFS

**2017:** DNP - Coach's Decision **2016:** Logged 10 minutes of play and averaged 1.5 points and 1.5 rebounds. Scored his first playoff bucket at Dallas on 4/21. Made his NBA postseason debut in Game 1 vs Dallas on 4/16.

## COLLEGE

**2013-14 (Senior):** Averaged 11.2 points, 8.2 rebounds,



1.2 assists, 1.9 blocks and 35.2 minutes in 36 games. Named to Pac-12 Defensive Team. Stanford's all-time leading shot blocker. Blocked 69 shots in 2013-14 and 190 over his career. Scored in double figures in 19 of 36 games played. Scored a season-high 22 points twice, against Arizona and UCLA. Scored 18 points twice, against Texas Southern and Northwestern. Blocked a season-high five shots against UCLA. Grabbed a season-high 18 rebounds against USC. Grabbed double digit rebounds in 10 of 36 games played. **2012-13 (Junior):** Averaged 10.5 points, 9.0 rebounds, 2.1 blocks and 32.1 minutes in 34 games. Named to Pac-12 Defensive Team. Scored a season-high 22 points against USC. Blocked a season-high 10 shots against Seattle. Blocked eight shots against Belmont. Grabbed a season-high 14 rebounds twice, against Belmont and Lafayette. **2011-12 (Sophomore):** Averaged 5.3 points, 4.8 rebounds, 2.1 blocks and 20.1 minutes in 37 games. Named Pac-12 Defensive Team Honorable Mention and Pac-12 All-Academic Honorable Mention. Scored a season-high 13 points twice, against Colorado and Utah. Grabbed a season-high 11 rebounds against Fresno State. **2010-11 (Freshman):** Averaged 2.2 points and 2.0 rebounds in 9.9 minutes per game. Scored a season-high 11 points against USC. Grabbed a season-high six rebounds against UC Riverside.

## PERSONAL

Given name is Josh Sutton Huestis. Born in Webster, Texas. 2010 graduate of C.M. Russell High School in Great Falls, Mont. Has three brothers - Christian, Derius and Holden, and one sister, Kava.

## REGULAR SEASON Career Highs

Minutes	24	04/12/17	OKC vs. Denver
Field Goals	3	04/12/17	OKC vs. Denver (Twice)
Field Goal Attempts	7	04/12/17	OKC vs. Denver
Three-Point Field Goals	2	04/06/16	OKC at Portland
Three-Point Attempts	2	02/01/17	OKC vs. Chicago (Twice)
Free Throws			
Free Throw Attempts	2	04/06/16	OKC at Portland (Twice)
Offensive Rebounds	2	04/12/17	OKC vs. Denver (Twice)
Defensive Rebounds	6	04/06/16	OKC at Portland
Rebounds	6	04/06/16	OKC at Portland
Assists	2	04/12/17	OKC vs. Denver (Twice)
Steals	1	04/06/16	OKC at Portland
Turnovers	2	04/06/16	OKC at Portland
Blocked Shots	3	04/12/17	OKC vs. Denver
Points	7	04/12/17	OKC vs. Denver (Twice)

## NBA REGULAR SEASON STATISTICS

SEASON/TEAM	G-GS	MIN	FGM-FGA	PCT	3-PT FG FGM-FGA	PCT	FTM-FTA	PCT	Rebounds	AST	STL	TO	BLK	PTS	RPG	APG	PPG
15-16 OKC	5-0	55	5-12	.417	4-6	.667	0-4	.000	2	8	10	0	1	3	2	14	2.0
16-17 OKC	2-0	31	6-11	.545	2-4	.500	0-1	.000	4	5	9	3	0	9	3	14	4.5
TOTALS	7-0	86	11-23	.478	6-10	.600	0-5	.000	6	13	19	3	1	19	5	28	2.7

## NBA PLAYOFF STATISTICS

SEASON/TEAM	G-GS	MIN	FGM-FGA	PCT	3-PT FG FGM-FGA	PCT	FTM-FTA	PCT	Rebounds	AST	STL	TO	BLK	PTS	RPG	APG	PPG
15-16 OKC	2-0	10	1-3	.333	1-2	.500	0-0	.000	1	2	3	0	0	0	3	1.5	0.0
16-17 OKC	0-0	0	0-0	.000	0-0	.000	0-0	.000	0	0	0	0	0	0	0	0.0	0.0
TOTALS	2-0	10	1-3	.333	1-2	.500	0-0	.000	1	2	3	0	0	0	3	1.5	0.0





# 44 DAKARI JOHNSON

POSITION: Center HEIGHT: 7-0 WEIGHT: 255

## BIRTHDATE

9/22/95

## BIRTHPLACE

Brooklyn, N.Y.

## COLLEGE

Kentucky

## HOW ACQUIRED

Selected by Oklahoma City in the second round (No. 48 overall) of the 2015 NBA Draft.

## CURRENT NBA SEASON

Rookie



## 2016-17 G LEAGUE AVERAGES

Appeared in 49 games (49 starts) and averaged 18.5 points, 7.9 rebounds, 2.2 assists and 1.27 blocks in 29.0 minutes

## 2016-17 G LEAGUE NOTES

Named First Team All-NBA G League. Earned Performer of the Week Honors on Feb. 6. Named to the Western Conference G League All-Star Team. Named Second Team All-Showcase. Set a career-high in rebounds with 15 on 12/17 vs. Grand Rapids. Earned Player of the Month honors for November. Set a career high in blocks (5) at Canton on 11/26. Recorded a career-high 30 points vs Texas on December 2. 13 double-doubles, a new single-season career high. Named NBA G League Performer of the Week on Nov. 20.

## NBA G LEAGUE

**2015-16:** Named First Team All-NBA G League. Earned Performer of the Week Honors on Feb. 6. Named to the Western Conference G League All-Star Team. Named Second Team All-Showcase. Set a career-high in rebounds with 15 on 12/17 vs. Grand Rapids. Earned Player of the Month honors for November. Set a career high in blocks (5) at Canton on 11/26. Recorded a career-high 30 points vs Texas on December 2. 13 double-doubles, a new single-season career high. Named NBA G League Performer of the Week on Nov. 20.

## COLLEGE

In 78 games at Kentucky, averaged 5.8 points, 4.3 rebounds and 0.8 blocks in 15.2 minutes. **2014-15 (Sophomore):** In 39 games, averaged 6.4 points, 4.6 rebounds and 0.9 blocks in 16.3 minutes. Tallied double-figures in scoring in 11 contests and rebounding on three occasions and collected two double-doubles. Recorded four blocks, twice, vs. UCLA and Buffalo. Helped Kentucky become the first team to ever post a 38-0 record before falling to Wisconsin in the Final Four National Semifinal. The win total tied for the most in NCAA history. The Wildcats, who won both the SEC regular-season and tournament crowns, became the first team to reach the NCAA Tournament semifinals with an undefeated record since UNLV in 1991. Played in two consecutive Final Fours. **2013-14 (Freshman):** In 39 games (18 starts), averaged 5.2 points and 3.9 rebounds. Started every game in the postseason. Tallied 10 points and seven rebounds – including five on the offensive end -- to help UK get past Wisconsin in the Final Four National Semifinal. Notched a season high in scoring with 15 points, while adding six rebounds in a season-high 31 minutes,

against Louisville in the Sweet 16. Grabbed a career-high 11 rebounds and scored nine points vs. LSU in the SEC Tournament.

## PERSONAL

Son of Makini Campbell. Comes from a family of basketball players, including his mother who played collegiately at Long Island University. An uncle (Kojo Campbell) suited up for Stony Brook, while a cousin

(Michael Murray) played at Coppin State. Averaged 17.0 points, 11.0 rebounds and 4.3 blocks per game in his only season at Montverde Academy in Florida. Led his high school squad to a national championship at the National High School Invitational where he claimed MVP honors. Named a McDonald's All-American as well as a Jordan Brand Classic selection. Represented the U.S. at the 2012 FIBA U17 World Championship where Team USA compiled an 8-0 record en route to a gold medal.



## NBA G LEAGUE REGULAR SEASON STATISTICS

SEASON/TEAM	G-GS	MIN	FGM-FGA	PCT	3-PT FG FGM-FGA	PCT	FTM-FTA	PCT	OFF	DEF	TOT	AST	STL	TO	BLK	PTS	Averages		
																	RPG	APG	PPG
15-16 OKC Blue	50-47	1380	251-474	.530	0-1	.000	136	.288	404	100	33	80	58	617	8.1	2.0	12.3		
16-17 OKC Blue	49-49	1421	344-618	.557	2-12	.167	216-316	.684	150	237	387	112	41	121	62	906	7.9	2.2	18.5
<b>TOTALS</b>	<b>99-96</b>	<b>2802</b>	<b>595-1092</b>	<b>.545</b>	<b>2-13</b>	<b>.154</b>	<b>331-514</b>	<b>.644</b>	<b>286</b>	<b>505</b>	<b>791</b>	<b>212</b>	<b>74</b>	<b>201</b>	<b>120</b>	<b>1523</b>	<b>8.0</b>	<b>0.7</b>	<b>15.4</b>

## NBA G LEAGUE PLAYOFF STATISTICS

SEASON/TEAM	G-GS	MIN	FGM-FGA	PCT	3-PT FG FGM-FGA	PCT	FTM-FTA	PCT	OFF	DEF	TOT	AST	STL	TO	BLK	PTS	Averages		
																	RPG	APG	PPG
16-17 OKC Blue	6-6	179	55-87	.632	0-0	.000	39-52	.750	28	32	60	8	2	16	5	149	10.0	1.3	24.8
<b>Totals</b>	<b>6-6</b>	<b>179</b>	<b>55-87</b>	<b>.632</b>	<b>0-0</b>	<b>.000</b>	<b>39-52</b>	<b>.750</b>	<b>28</b>	<b>32</b>	<b>60</b>	<b>8</b>	<b>2</b>	<b>16</b>	<b>5</b>	<b>149</b>	<b>10.0</b>	<b>1.3</b>	<b>24.8</b>





# 54 PATRICK PATTERSON

Position: Forward Height: 6-9 Weight: 230

## BIRTHDATE

3/14/89

## BIRTHPLACE

Washington D.C.

## COLLEGE

Kentucky

## HOW ACQUIRED

Signed on 7/10/17

## NBA EXPERIENCE

8th Season

## 2016-17 SEASON

Appeared in 65 contests, averaging 6.8 points, 4.5 rebounds and 24.6 minutes. Shot .372 (94-253) from three-point range. Inactive for four games, DND 10 times, NWT once and DNP-CD twice. Averaged 5.4 points, 4.1 rebounds and 22.6 minutes in eight games as a starter. Scored in double digits 21 times. Had four games with 10+ rebounds, including one double-double. Topped the bench in scoring 12 times. Led the team in rebounds six times and assists once. Scored 15 points Apr. 9 at New York; tied a season-best with six field goals. Made first start of the season Jan. 10 vs. Boston. Missed four games (Jan. 1-7) with a strained left knee. Left in the second quarter with a strained left knee Dec. 29 at Phoenix. Scored 15 points Dec. 26 at Portland; tied a career high with five made three-pointers on a career-high 11 attempts. Did not play (rest) Dec. 20 vs. Brooklyn. Scored a season-high 17 points (6-8 FG, 4-5 3PT, 1-1 FT) Dec. 3 vs. Atlanta. Recorded 14th career double-double with 14 points and a career high-tying 13 rebounds Nov. 30 vs. Memphis. Had a career-high four steals Nov. 23 at Houston. Scored in double figures in consecutive games (Nov. 20-21); totaling 25 points. Contributed 14 points in a season-high 36 minutes Nov. 21 at L.A. Clippers. Blocked a career-high five shots Oct. 31 vs. Denver.

## NBA CAREER

Has career averages of 7.9 points, 4.7 rebounds and 24.0 minutes in 477 games (73 starts) with Houston, Sacramento and Toronto. Averaging 8.0 points, 4.7 rebounds and 23.8 minutes as a starter. Shooting .459 (1,516-3,302) from the floor and .368 (411-1,117) from three-point range. Has 11 career 20-point performances. Collected 10 or more rebounds 27 times with 14 career double-doubles. Owns career playoff averages of

8.6 points, 4.5 rebounds and 28.6 minutes in 31 outings. **2015-16:** Averaged 6.9 points, 4.3 rebounds and 25.6 minutes in 79 games as a reserve. Made a career-best 106 three-pointers (106-293), shooting 36.2 percent. Scored in double figures in 22 games. Paced the squad in bench points 18 times. Dressed but did not play (rest) Apr. 12 vs. Philadelphia. Recorded 12 points with seven boards Apr. 2 at San Antonio. Scored in double figures a season high-tying three straight games (Mar. 25-28). Left the game with a sore left ankle in the fourth quarter Mar. 18 vs. Boston. Scored in double figures in three straight games (Jan. 9-18), averaging 11.3 points. Dished out a season-high five assists Dec. 26 at Milwaukee. Scored a season-best 18 points Dec. 20 vs. Sacramento; made four three-pointers. Led the team with a season-high 10 rebounds Dec. 5 vs. Golden State. Grabbed a team-high nine rebounds Nov. 28 at Washington. Recorded a team high-tying three assists Nov. 4 at Oklahoma City. Led the bench with a then season-high 16 points Nov. 1 vs. Milwaukee. Scored a bench-high

eight points during the season-opener Oct. 28 vs. Indiana. **2014-15:** Averaged 8.0 points, with career highs of 5.3 rebounds and 26.4 minutes in 79 games. Averaged 8.0 points and 3.3 rebounds, shooting .500 (12-24) from the field in four starts. Grabbed a career-high 433 rebounds. Made a then career-best 105 three-pointers (105-283), shooting a .371 percent. Recorded three double-doubles. Scored in double figures in 37 games. Paced the squad in rebounds 11 times. Tied his career high with six assists in back-to-back games (Apr. 1-3). Recorded a team high-tying four assists Mar. 24 at Detroit. Earned his third double-double with 14 points and a career high-tying 13 rebounds Jan. 23 at Philadelphia. Matched his career high with 13 rebounds Jan. 19 at Milwaukee. Gathered a career-high seven offensive rebounds Dec. 22 at Chicago. Scored in double figures in seven consecutive games (Dec. 8-19), averaging 12.7 points and shooting .633 (19-for-30) from three-point range. Set a career high with six assists Dec. 15 vs. Orlando. Recorded a season-high 19 points (five 3FG) with eight rebounds Dec. 8 vs. Denver; sent the game into overtime with a three-pointer with 28.9 seconds left in regulation time. Grabbed five-or-more rebounds in six straight games (Nov. 21-30), totaling 51 boards. Recorded his second straight double-double with 10 points and a career high-tying 13 rebounds Nov. 30 at L.A. Lakers. Posted his first double-double of the season with 10 points and 12 rebounds Nov. 28 vs. Dallas. Tallied 16 points (7-11 FG) vs. Utah on Nov. 15. Netted 14 points, making four three pointers, Nov. 5 at Boston.

## NBA REGULAR SEASON Career Highs

Minutes	42	4/5/13	Houston at Dallas
FGM	11	11/28/12	Houston at OKC
FGA	18	11/28/12	Houston at OKC
3FGM	5	12/26/16	Toronto at Portland (Twice)
3FGA	11	12/26/16	Toronto at Portland
FTM	6	1/21/15	Toronto at Memphis (Twice)
FTA	7	11/23/13	Toronto at LA Clippers (3 Times)
OR	7	12/22/14	Toronto at Chicago
DR	10	11/30/16	Toronto at Memphis (Twice)
TR	13	11/30/16	Toronto at Memphis (6 Times)
Assists	6	4/3/15	Toronto at Brooklyn (3 Times)
Steals	4	11/23/16	Toronto at Houston
TO	4	1/5/14	Toronto at Miami
Blocks	5	10/31/16	Toronto at Denver
Points	27	11/28/12	Houston at OKC

## NBA REGULAR SEASON STATISTICS

SEASON/TEAM	G-GS	MIN	FGM-FGA	PCT	3-PT FG FGM-FGA	PCT	FTM-FTA	PCT	Rebounds					STL	TO	BLK	Averages			
									OFF	DEF	TOT	AST					PTS	RPG	APG	PPG
10-11 HOU	52-6	868	149-267	0.558	0-2	0.000	30-42	0.714	86	114	200	41	17	31	37	328	3.8	0.8	6.3	
11-12 HOU	64-1	1483	225-511	0.44	0-3	0	40-57	0.702	112	174	286	53	27	49	36	490	4.5	0.8	7.7	
12-13 HOU/SAC	71-41	1775	319-623	0.512	51-132	0.386	48-63	0.762	113	224	337	81	31	61	40	737	4.7	1.1	10.4	
13-14 SAC/TOR	66-13	1533	225-489	0.46	55-151	0.364	50-71	0.704	117	225	342	78	55	85	37	655	5.3	1.2	8.5	
14-15 TOR	81-4	2156	240-535	0.449	105-283	0.371	63-80	0.788	127	306	433	155	60	54	44	648	5.3	1.9	8	
15-16 TOR	79-0	2020	204-493	0.414	106-293	0.362	29-34	0.853	77	265	342	94	53	65	32	543	4.3	1.2	6.9	
16-17 TOR	65-8	246	2-4-5-9	0.401	1-4-3-9	0.372	0-0-0-0	0.717	1	3.6	4.5	1.2	0.6	0.6	0.4	6.8	4.5	1.2	6.8	
<b>Totals</b>	<b>477-73</b>	<b>24</b>	<b>3.2-6.9</b>	<b>0.459</b>	<b>0.9-2.3</b>	<b>0.368</b>	<b>0.6-0.9</b>	<b>0.744</b>	<b>1.5</b>	<b>3.2</b>	<b>4.7</b>	<b>1.2</b>	<b>0.6</b>	<b>0.8</b>	<b>0.5</b>	<b>7.9</b>	<b>4.7</b>	<b>1.2</b>	<b>7.9</b>	

## NBA POST-SEASON STATISTICS

SEASON/TEAM	G-GS	MIN	FGM-FGA	PCT	3-PT FG FGM-FGA	PCT	FTM-FTA	PCT	Rebounds					STL	TO	BLK	Averages			
									OFF	DEF	TOT	AST					PTS	RPG	APG	PPG
13-14 TOR	7-0	199	26-48	.542	7-18	.389	14-18	.778	12	35	47	9	3	6	3	73	6.7	1.3	10.4	
14-15 TOR	4-0	106	15-27	.556	7-15	.467	4-4	1.000	46	10	56	3	3	0	41	3.5	1.3	10.3		
15-16 TOR	20-9	583	55-136	.404	21-70	.300	22-26	.846	29	48	77	24	7	18	9	153	3.9	1.2	7.7	
16-17 TOR	10-1	185	10-36	.278	8-26	.308	6-6	1.000	1	19	20	20	7	6	2	34	2.0	2.0	3.4	
<b>Totals</b>	<b>41-10</b>	<b>1073</b>	<b>106-247</b>	<b>.429</b>	<b>43-129</b>	<b>.333</b>	<b>46-54</b>	<b>.852</b>	<b>46</b>	<b>112</b>	<b>158</b>	<b>58</b>	<b>20</b>	<b>33</b>	<b>14</b>	<b>301</b>	<b>3.9</b>	<b>1.4</b>	<b>7.3</b>	



**2013-14:** Averaged 8.5 points, 5.3 rebounds and 23.6 minutes in 65 games (13 starts) with Sacramento and Toronto. Played in 48 games with the Raptors, averaging 9.1 points, 5.1 rebounds and 23.3 minutes. Averaged 11.4 points and 5.9 rebounds in seven games as a starter with the Raptors. Averaged 6.9 points, 5.8 rebounds and 24.4 minutes in 17 games (six starts) with Sacramento. Totaled 17 points (7-11 FG, 3-5 3FG) and five rebounds Apr. 9 vs. Philadelphia. Collected five-plus rebounds in a career high-tying eight consecutive games (Feb. 7-25). Scored in double figures in five straight games (Feb. 5-18), averaging 14.0 points. Made his first start for Toronto on Feb. 10 vs. New Orleans and scored a season-high 22 points on 7-for-11 shooting from the field. Scored the game-winning basket with 6.0 seconds left Jan. 27 at Brooklyn. Recorded his first double-double of the season Jan. 11 vs. Brooklyn with 14 points and a season-high 12 rebounds. Poured in 20 points Jan. 7 at Indiana; his first 20-point game as a Raptor. Had five points and five boards in his Toronto debut Dec. 13 vs. Philadelphia. Acquired from Sacramento on Dec. 9. Scored in double figures on four occasions with the Kings. **2012-13:** Averaged 10.4 points, 4.7 rebounds, 1.1 assists and 25.0 minutes in 71 games (started 41) with Houston and Sacramento. Averaged 8.0 points, 4.8 rebounds, 1.3 assists and 23.2 minutes in 24 games (started three) with Sacramento. Averaged 11.6 points, 4.7 rebounds, 1.1 assists and 25.9 minutes in 47 games (started 38) for the Rockets. Scored in double-figures in 37 games (nine with Kings), 20 or more points in six contests (one with Kings). Grabbed 10 or more rebounds in five games (one with Kings). Recorded four double-doubles (one with Kings). Led Kings in rebounding in three games. Recorded a career-high 27 points (11-18 FG, 2-3 3pt, 3-4 FT), six rebounds, two assists, and one steal in 38 minutes at Oklahoma City on Nov. 28. **2011-12:** In his second season with Houston, averaged 7.7 points, 4.5 rebounds and 23.2 mpg in 64 games (one start at center). Reached double-digit scoring 22 times, including one 20-point game. Posted three

double-figure rebounding games. Led (or tied) the Rockets in rebounds seven times. Finished the season with nine points (4-16 FG) and a season-high 11 rebounds vs. New Orleans on Apr. 26. Posted 10 points and 10 rebounds at Sacramento on Apr. 8, marking his lone double-double of the season. Led the Rockets with a then career-high 24 points (10-16 FG) in a 113-106 overtime win vs. Sacramento on Mar. 26; had 12 points (5-6 FG, 2-2 FT) in the fourth quarter and tied the game at 99 on a 22-foot jumper with 8.3 seconds left in regulation. Set a season high with four blocked shots Mar. 18 vs. Boston. Had 14 points and equaled his career-high four assists at Mar. 17 at the L.A. Clippers. Blocked Serge Ibaka at the rim with 1.7 seconds left to preserve a 104-103 win at Oklahoma City on Mar. 13. Pulled down 10 boards Mar. 2 vs. Denver. Made his only start of the season at center vs. Utah on Feb. 19, recording eight points and seven boards. **2010-11:** In his rookie season with the Rockets, averaged 6.3 points, 3.8 rebounds in 16.7 mpg in 52 games (six starts). Stood 16th among NBA rookies in scoring average and 11th in rebounds per game. Had 12 double-figure scoring games, including his first career 20-point outing. Notched five double-figure rebounding performances and four double-doubles. Notched his third consecutive double-double with 14 points (7-11 FG) and a career-high 13 rebounds off the bench vs. Utah on Mar. 20; became the first Rockets rookie to record three or more consecutive double-doubles since Yao Ming in 2002-03. Recorded 18 points (8-12 FG), 12 boards and a season-best four blocks in his third start vs. Boston on Mar. 18. Made the first start of his career vs. Phoenix on Mar. 14, registering 12 points and 10 boards. Recorded 18 points (9-12 FG) and a season-high three steals Mar. 8 at Phoenix. Led Houston with a season-high 20 points (8-11 FG), five boards and two blocks Feb. 22 at Detroit. Recorded his first career double-double with 15 points (6-9 FG) and 10 boards vs. Toronto on Dec. 31. Made his NBA regular season debut at Oklahoma City on Dec. 15.

## NBA G LEAGUE

Averaged 18.3 points (2010-11), 10.3 rebounds, 1.56 steals and 1.56 blocks in starting all nine games played with Rio Grande Valley. Scored 20 or more points in five contests.

## PLAYOFFS

**2016-17:** Appeared in 10 games (1 start) and averaged 6.6 points, a career-high 3.9 assists, 3.9 rebounds and 1.4 steals in 18.5 minutes. **2015-16:** Appeared in 20 games with nine starts. Averaged 7.7 points, 3.9 rebounds and a career playoff-high 29.2 minutes. Scored in double figures in four games, with one double-double. Had 10 points and six boards in a May 21 win vs. Cleveland. Started Game 7 on May 15 vs. Miami and recorded a double-double with 11 points and a career playoff-best 11 rebounds. Started Game 7 on May 1 vs. Indiana and totalled 11 points (3-5 3FG), 4 rebounds and 3 assists. Recorded 14 points (5-6 FG, 2-2 3FG, 2-2 FT) and six rebounds Apr. 18 vs. Indiana. **2014-15:** Averaged 10.3 points, 3.5 rebounds and 26.5 minutes in the four-game series vs. Washington. Shot .556 (15-27) from the field, .467 (7-15) from three-point range and 1.000 (4-4) from the foul line. Scored in double figures in three of the four games with 15 points (6-6 FG, 3-3 3FG) in Game 2 (Apr. 21). **2013-14:** Averaged 10.4 points, 6.7 rebounds (second on the team) and 28.5 minutes in seven outings off the bench against the Nets. Shot .542 (26-48) from the field. Scored in double figures in three games. Totaled 12 points and a personal series high-tying nine rebounds in Game 2 on Apr. 22 in Toronto. Had 17 points, going six-for-seven from the field and three-of-four from three-point range, in Game 3 at Brooklyn on Apr. 25. Equaled series high with nine boards Apr. 27 in a Game 4 win at Brooklyn. Was a perfect five-for-five from the field and six-for-six from the line en route to 16 points in Game 7 on May 4 at Air Canada Centre; also corralled eight rebounds in a high of 34 minutes.

## COLLEGE CAREER

An early entry candidate for the 2010 NBA Draft, finished his three-year career at Kentucky with averages of 16.1 points (.585, 617-1054 FG), 8.2 rebounds and 1.57 block in starting all 97 career games. Was one of five Wildcats picked in the opening round of the 2010 NBA Draft, which was the first time five players from one school were chosen in the first round of the draft. Became the 10th fastest player to reach the 1,000-point club at UK (58 games). Was a two-time All-SEC First Team pick as a junior and sophomore, as well as a second-team selection as a freshman. Earned first-team All-SEC, AP Honorable Mention All-America, USBWA All-District IV Team and NABC All-District 21 Second-Team honors as a junior. Was the only SEC player to rank in the league's top-five in scoring (17.9 points) and rebounding (9.3 rebounds) as a sophomore. Named first-team All-SEC and NABC Second-Team All-District in 2008-09. Led the SEC with 15 double-doubles in 2008-09, as well as becoming the first Wildcats player since Reggie Hanson in 1989 to record four straight double-doubles (Mar. 7-17). Garnered SEC Co-Freshman of the Year accolades by the league coaches. Was also named second-team All-SEC and NABC Second-Team All-District in 2007-08, adding SEC Freshman of the Week honors three times. His six double-doubles were the most for a UK freshman since Jamal Mashburn's six in 1990-91. Missed the final five games of 2007-08 with a stress fracture in his left ankle.

## PERSONAL

Full name is Patrick Davell Patterson. Graduated from Kentucky with a degree in communications. Considers himself a movie fanatic and enjoys playing video games. Also played soccer as a youth and was a member of the Cub Scouts. Was a 2007 McDonald's All-American as a high school senior at Huntington High (Huntington, WV). Named the MVP of the 2006 National Basketball Players Association Top-100 Camp.





# 21 ANDRE ROBERSON

POSITION: Guard/Forward HEIGHT: 6-7 WEIGHT: 210

## BIRTHDATE

12/04/91

## BIRTHPLACE

Las Cruces, N.M.

## COLLEGE

Colorado

## HOW ACQUIRED

Drafted by Minnesota as the 26th overall pick of the 2013 NBA Draft. Oklahoma City acquired Roberson's draft rights from Golden State (who acquired the pick earlier in the evening from Minnesota) in exchange for the draft rights to Archie Goodwin (selected No. 29 overall) and cash considerations.

## CURRENT NBA SEASON

5th NBA season



## CAREER AVERAGES

Appeared in 256 games (230 starts) and averaged 4.5 points and 3.9 rebounds in 21.9 minutes.

## 2016-17 AVERAGES

Appeared in 79 games (all starts), averaging 6.6 points, 5.1 rebounds, 1.0 assist, 1.19 steals and 1.00 blocks in 30.1 minutes per game.

## 2016-17

Named to the NBA All-Defensive Second Team. When Roberson was on the floor, Oklahoma City had the fourth best defensive rating (106.3). Additionally, was ranked the 5th best perimeter defender based on real plus-minus (RPM). Ranked in the 95th percentile for block rate. Registered 10-plus rebounds six times and five or more rebounds 38 times. Scored in double figures 16 times. Hit a career-high 3 three-pointers three times: vs. L.A. Lakers (2/24), vs. Atlanta (12/19) and vs. L.A. Clippers (11/11). Recorded two double-doubles. Scored a career-high 19 points on vs. L.A. Lakers (2/24). One DND – Left Knee Soreness. Two DNP – Coach's Decision.

## NBA CAREER

**2015-16:** Appeared in 70 games (all starts) and averaged 4.8 points and 3.6 rebounds in 22.2 minutes. Established new career-highs in points (337), field goal percentage (.496), three-point field goal percentage (.311), blocks (42), games played (70) and minutes (1553). Shot 28-79 (.354) from corner 3 this season. For the second consecutive season, he increased his three-point field goal percentage by six-plus percentage points. During the month of April he averaged 5.2 points, on .706 shooting from the floor (12-of-17 FG), and 5.4 rebounds in 20.2 minutes per game. Shot 6-of-7 from the field to score 13 points vs. L.A. Clippers (3/9). Pulled down a season-best 11 boards at Golden State Warriors (3/3). Scored a career-high 15 points on 7-of-9 shooting at L.A. Lakers (12/23). Seven games of double-digit scoring. Two game of double-digit rebounds. Led team rebounding twice. One game DNP – Flu-Like Symptoms. Nine games DNP – Right Knee Sprain. One game DNP – Rest. **2014-15:** Recorded his first career double-double with career highs in points (10) and rebounds (12) against Golden





State (12/18). Followed up the next night by tying his then-career high of 10 points while holding Kobe Bryant to nine points on 3-of-15 shooting at LA Lakers (12/19). Blocked a career-high four shots vs. Brooklyn (11/21). Shot 5-of-6 from the field (2-of-3 from three) to score a career-best 12 points at Denver (2/9). Tied his career high of 12 rebounds in a win over Dallas (2/19). One double-double. Scored in double figures in four games. Two games of 10-plus rebounds. Eight games DNP – Left Foot Sprain. Seven games DNP – Left Ankle Sprain. **2013-14:** Oklahoma City was 12-4 with Roberson in the starting lineup. Only player to start 10 or more games at both the NBA and G League levels. 26 DNP's – Coach's Decision. 16 DNP's – Inactive.

## PLAYOFFS

**2017:** In 20 games (18 starts) averaged 5.0 points, 5.2 rebounds, 1.2 steals and 1.0 blocks in 24.0 minutes. **2016:** In 18 games (18 starts), averaging 5.6 points, 5.6 rebounds, 1.3 steals and 1.1 blocks in 26.2 minutes. Notched his first career postseason double-double with playoff career highs in points (17) and rebounds (12) alongside a career-best five steals in Game 4 vs. Golden State (5/24). Sunk three three-pointers en route to 13 points vs. Golden State in Game 3 (5/22). Produced 14 points and seven rebounds vs. San Antonio in Game 6 (5/12) – shooting 5-of-8 from the field and 3-of-5 from three-point range. One double-double. **2014:** Appeared in two games and averaged 1.0 rebound in 4.5 minutes.

## REGULAR SEASON Career Highs

Minutes	41	02/09/16	OKC vs. Cleveland
Field Goals	8	02/24/17	OKC vs. LA Lakers
Field Goal Attempts	14	12/19/16	OKC at Atlanta
Three-Point Field Goals	3	02/24/17	OKC vs. LA Lakers (3 Times)
Three-Point Attempts	9	12/19/16	OKC vs. Atlanta
Free Throws	5	01/07/17	OKC vs. Denver
Free Throw Attempts	8	01/07/17	OKC vs. Denver
Offensive Rebounds	6	02/19/15	OKC vs. Dallas
Defensive Rebounds	11	10/28/17	OKC vs. Phoenix
Rebounds	12	02/19/15	OKC vs. Dallas (Twice)
Assists	5	11/01/14	OKC vs. Denver
Steals	5	01/13/17	OKC at Minnesota (Twice)
Turnovers	4	11/25/15	OKC vs. Brooklyn (Twice)
Blocked Shots	4	11/13/16	OKC vs. Orlando (3 Times)
Points	19	02/24/17	OKC vs. LA Lakers

## NBA REGULAR SEASON STATISTICS

SEASON/TEAM	G-GS	MIN	FGM-FGA	PCT	3-PT. FG		FTM-FTA	PCT	Rebounds			AST	STL	TO	BLK	PTS	Averages		
					FGM-FGA	PCT			OFF	DEF	TOT						PPG	RPG	APG
13-14 OKC	40-16	399	33-68	.485	2-13	.154	7-10	.700	36	58	94	15	19	19	10	7.5	2.4	0.4	1.9
14-15 OKC	67-65	1286	92-201	.458	21-85	.247	23-48	.479	60	195	255	70	53	46	29	22.8	3.8	1.0	3.4
15-16 OKC	70-70	1553	136-274	.496	32-103	.311	33-54	.611	79	172	251	47	53	35	42	33.7	3.6	0.7	4.8
16-17 OKC	79-79	2376	215-463	.464	45-184	.245	47-111	.423	98	305	403	79	94	51	79	52.2	5.1	1	6.6
TOTALS	256-230	5614	476-1006	.473	100-385	.260	110-223	.493	273	730	1003	211	219	151	160	116.2	3.9	0.8	4.5

## NBA POSTSEASON STATISTICS

SEASON/TEAM	G-GS	MIN	FGM-FGA	PCT	3-PT. FGA		FTM-FTA	PCT	Rebounds			AST	STL	TO	BLK	PTS	Averages		
					OFF	DEF			TOT	PPG	RPG						APG	PPG	
13-14 OKC	2-0	9	0-3	.000	0-0	---	0-0	---	0	2	2	0	0	0	0	0	1.0	0.0	0.0
15-16 OKC	18-18	471	40-86	.465	12-37	.324	8-20	.400	25	76	101	14	23	11	19	10.6	5.6	0.8	
16-17 OKC	5-5	185	24-46	.522	7-17	.412	3-21	.143	18	13	31	9	12	7	17	5.8	6.2	1.8	
TOTALS	25-23	665	64-135	.474	19-54	.352	11-41	.268	43	91	134	23	35	18	36	15.8	5.4	0.9	

## COLLEGE

The first Colorado player to lead the team in rebounding, blocked shots and steals for three consecutive seasons. The only CU player with career 1,000 points (1,012) and rebounds (1,045), 150 blocks (150) and steals (164), and 100 assists (119). Just 10 boards shy of becoming the school's all-time leading rebounder before leaving Colorado. In his tenure, the Buffs put together a school-record three consecutive 20-win seasons. **2012-13 (Junior):** The Pac-12 Conference's Defensive Player of The Year and a First-Team All Conference pick. Became the first CU player in 22 years to average a double-double (10.9 ppg, 11.2 rpg) in consecutive years. Finished second nationally in rebounding. Posted two 20-rebound games. His average of 2.2 steals per game ranked 30th in NCAA D-1 and second in the Pac-12. His 1.3 bpg average ranked eighth in the conference. Selected to the John R. Wooden and the Naismith Player of the Year preseason Top-50 Watch lists. **2011-12 (Sophomore):** All-Pac-12 First Team, All-Defensive Team and All-Tournament Team. Averaged a double-double on the year (11.6 ppg, 11.1 rpg). Set the CU single-season rebounding record (401). Ranked third nationally and first in the Pac-12 in rebounds per game (11.1). Led the Pac-12 in blocks (1.9 bpg). Finished tied for fifth in NCAA D-1 in double-doubles (20). **2010-11 (Freshman):** Set the CU freshman record for rebounds (297) and blocks (42). Only the fourth freshman in Big 12 history to lead his team in rebounds, steals (51) and blocks (42). Tied for second in the league in rebounding despite not starting a single game.

## PERSONAL

Full name is Andre Lee Roberson. Son of John and Lisa Roberson. Father played basketball collegiately at New Mexico State (1985-89) and professionally overseas for 12 years. Mother played volleyball at New Mexico State (1985-89). Majored in Communication at Colorado.



# 15 HYLE SINGLER

POSITION: Forward HEIGHT: 6-8 WEIGHT: 228

## BIRTHDATE

5/4/88

## BIRTHPLACE

Medford, Ore.

## COLLEGE

Duke

## HOW ACQUIRED

Acquired from Detroit Pistons on 2/19/15 along with D.J. Augustin in exchange for Reggie Jackson.

## CURRENT NBA SEASON

6th NBA season

## CAREER AVERAGES

Appeared in 344 games (172 starts) and averaged 6.7 points and 3.0 rebounds in 22.5 minutes.

## 2016-17 SEASON AVERAGES

Appeared in 32 games (two starts), averaging 2.8 points and 1.5 rebounds in 12.0 minutes per game.

## 2016-17

Scored in double-figures once. 35 DNP – Coach's Decision. 15 DNP – Inactive.

## NBA CAREER

**2015-16:** Appeared in 68 games (two starts) and averaged 3.4 points and 2.1 rebounds in 14.4 minutes. Tallied 11 points on 3-of-5 shooting from behind the three-point line at Sacramento Kings (2/29). Scored a season-high 11 points on 4-of-4 shooting (3-of-3 from three) vs. Chicago (1/20). Three games of double-digit scoring. Ten games DNP – Coach's Decision. Three games DNP – Lower Back Soreness. **2014-15:** Acquired by Oklahoma City from the Detroit Pistons through trade on 2/19. Swiped a season-high three steals vs. Houston (1/31). Tied a season-high six rebounds vs. Cleveland (1/27). Connected on a career-high six three-pointers vs. Philadelphia (1/17). Dished out a career-high five assists vs. Atlanta (1/9). Scored a season-high-tying 21 points vs. Philadelphia (12/6). Recorded his 200th career assist at Toronto (1/25) and recorded his 700th career rebound at Brooklyn (12/21). Scored in double figures in 12 games. Scored 20-plus points on three occasions. One game DNP – Coach's Decision. **2013-14:** Played in all 82 games (36 starts) averaging a career-high 9.6 points and 3.7 rebounds in 28.5 minutes per game. Played in all 82 games for the second consecutive season - one of only two Pistons (Greg Monroe) to do so this season. In 36 games as a starter, averaged 11.3 points, 3.8 rebounds and 1.3 assists. Led the team in scoring twice. Scored 10-plus points 42 times and 20-plus four times. Grabbed 10-plus rebounds once and recorded one points/rebounds double-double. Scored a career-high 22 points (9-13 FG) vs. Atlanta (11/22). Tied career-high 10 rebounds vs. Philadelphia (2/1) and dished out a season-high three assists six times. Recorded career-high five steals vs. Sacramento





(3/11) and blocked a season-high three shots at New Orleans (3/11). Made a career-high four 3-pointers three times [at Miami (12/3), vs. Atlanta (2/21) and vs. Cleveland (3/26)]. **2012-13:** Named to the 2012-13 NBA All-Rookie Second Team. Played in all 82 games (74 starts) averaging 8.8 points and 4.0 rebounds in 28.0 minutes per game. Was the only Piston to play in all 82 games. His 74 starts were the second-most by a rookie since 1981-82 (Kelly Tripucka - 82). Among NBA rookie league leaders, ranked fourth in scoring (8.8 ppg), sixth in rebounds (4.0 rpg), 10th in assists (0.9 apg), fifth in 3-point field goal percentage (.350), fifth in steals (0.7 spg), sixth in blocks (0.5 bpg) and second in minutes (28.0 mpg). Led the team in scoring once, in rebounds once and in assists twice. Scored 10-plus points 35 times and 20-plus once. Recorded one points/rebounds double-double. Scored then career-high 20 points vs. Cleveland (2/1), grabbed then career-high 10 rebounds vs. Portland (11/26) and dished out career-high tying five assists twice [vs. Portland (11/26) and vs. Boston (1/20)]. Blocked career-high four shots at Houston(11/10) and swiped career-high three steals five times. His 70 3-point field goals are the second most made by a rookie in franchise history (Brandon Knight - 105).

## INTERNATIONAL CAREER

Played the 2011-12 season in Spain with CB Lucentum Alicante (10 games) and Real Madrid (32 games including eight Euroleague games). In 10 games with

Alicante, averaged 14.4 points while shooting 46.7% from the field and 3.4 rebounds. Averaged 7.8 points and 2.2 rebounds in 24 Spanish League games for Real Madrid. Played in eight Euroleague games and averaged 8.1 points and 4.3 rebounds while helping Real Madrid reach the Spanish League championship finals.

## PLAYOFFS

In 2016, appeared in six games, averaging 1.3 points and 1.2 rebounds in 8.5 minutes. Made his NBA postseason debut vs. Dallas on 4/16, registering six points (2-of-2 from three-point range) with three rebounds.

## COLLEGE

Set Duke career records for games played (148-tied), consecutive games played (148), games started (147) and minutes played (4,887). Played in 125 Duke victories throughout his career which ranks second all-time in ACC history. Ranks fourth on Duke's all-time scoring list (2,392) and tied Johnny Dawkins for the school record for double-figure scoring games (129). Joined Art Heyman and Christian Laettner as the only three players in Duke history to top 600 points in three straight seasons and is the 11th player in school history to score 2,000-plus points. Named a honorable mention All-American by The Associated Press twice (sophomore and senior year) and first team All-ACC twice (junior and senior seasons). Was named as a finalist as a senior for the Wooden Award, Oscar Robertson Trophy, Naismith Trophy and Lowe's Senior Class Award. Led Duke to an NCAA title his junior year and was named NCAA Final Four Most Outstanding Player. Was named a second team All-ACC selection as a sophomore as well as ACC Rookie of the Year and third team All-ACC as a freshman. Is the only player in ACC history to amass over 2,000 points, 1,000 rebounds, 300 offensive rebounds, 250 three-point field goals, 200 assists, 100 blocked shots and 100 steals. **2010-11 (Senior):** Averaged 16.9 points, 6.8 rebounds, 1.6 assists and

34.8 minutes in 37 games. Finished fifth in the ACC in scoring, was selected to the ACC All-Tournament first team following Duke's three-game championship run and was a USBWA and NABC First Team All-District choice. Scored 20-plus points 12 times during the year. Matched a career-high with 30 points (5-5 3FG) against Oregon at the Rose Garden in Portland. **2009-10 (Junior):** Averaged a career-high 17.7 points, 7.0 rebounds, 2.4 assists, 1.0 steals and 35.9 minutes per game in a school-record-tying 40 starts. Shot a career-high 39.9% (85-213 3FG) from three-point range. Posted 19 points, nine rebounds and two blocks in the NCAA Championship game win over Butler en route to being named Final Four Most Outstanding Player.

Claimed MVP honors in the ACC Tournament by scoring 20 points (season-high 14-16 FT) vs. Georgia Tech, 27 points, eight rebounds and six assists vs. Miami and 25 points, 10 rebounds and two steals vs. Virginia Tech. Scored a career-high 30 points (8-10 3FG) earlier in the season vs. Georgia Tech in league play. **2008-09 (Sophomore):** Averaged 16.5 points, 7.7 rebounds, 2.4 assists, 1.5 steals, 1.0 blocks and 32.2 minutes per game in 37 games. Recorded nine double-doubles. **2007-08 (Freshman):** Started all 34 games as a freshman and ranked second on the team in scoring (13.3 ppg), three-pointers (51) and minutes played (28.6 mpg). Tied for the team lead in rebounds (5.8 rpg).



## REGULAR SEASON Career Highs

Minutes	46	03/15/14	Detroit vs. Indiana (Twice)
Field Goals	9	11/22/13	Detroit vs. Atlanta (Twice)
Field Goal Attempts	17	01/10/14	Detroit at Philadelphia (Twice)
Three-Point Field Goals	6	01/17/15	Detroit vs. Philadelphia
Three-Point Attempts	8	01/17/15	Detroit vs. Philadelphia
Free Throws	8	02/12/14	Detroit vs. Cleveland
Free Throw Attempts	8	02/12/14	Detroit vs. Cleveland (3 times)
Offensive Rebounds	5	02/01/14	Detroit vs. Philadelphia (6 times)
Defensive Rebounds	8	11/26/12	Detroit vs. Portland
Rebounds	10	02/01/14	Detroit vs. Philadelphia (Twice)
Assists	5	03/29/15	OKC at Phoenix (4 times)
Steals	5	03/11/14	Detroit vs. Sacramento
Turnovers	6	01/11/14	Detroit vs. Phoenix
Blocked Shots	4	11/10/12	Detroit at Houston
Points	22	11/22/13	Detroit vs. Atlanta

## NBA REGULAR SEASON STATISTICS

SEASON/TEAM	G-GS	MIN	FGM-FGA	PCT	3-PT. FG				Rebounds		Off		Def		TOT	AST	STL	TO	BLK	PTS	Averages		
					FGM-FGA	PCT	FTM-FTA	PCT	ORB	DRB	AST	STL	TO	BLK							RPG	APG	PPG
12-13 Detroit	82-74	2293	275-642	.428	70-200	.350	100-124	.806	109	221	330	77	57	98	37	720	4.0	0.9	8.8				
13-14 Detroit	82-36	2337	269-602	.447	94-246	.382	152-184	.826	116	187	303	75	61	79	38	784	3.7	0.9	9.6				
14-15 OKC/Detroit	80-58	1743	172-446	.386	96-241	.398	40-52	.769	33	161	194	85	47	55	21	480	2.4	1.1	6.0				
15-16 OKC	68-2	977	86-221	.389	30-97	.309	29-44	.659	50	91	141	24	30	32	9	231	2.1	0.4	3.4				
16-17 OKC	32-2	385	34-83	.410	7-37	.189	13-17	.765	8	40	48	9	7	11	5	88	1.5	0.3	2.8				
TOTALS	344-172	7735	836-1994	.419	297-821	.362	334-421	.793	316	700	1016	270	202	275	110	2303	3.0	0.8	6.7				

## NBA PLAYOFF STATISTICS

SEASON/TEAM	G-GS	MIN	FGM-FGA	PCT	3-Pt. FG		PCT	FTM-FTA	PCT	Rebounds				AST	STL	TO	BLK	PTS	Averages		
					FGM-FGA	PCT				OFF	DEF	TOT	RPG						APG	PPG	
15-16 OKC	6-0	51	3-9	.333	2-4	.500	0-2	.000	1	6	7	0	1	0	0	8	1.2	0.0	1.3		
16-17 OKC	1-0	10	0-1	.000	0-0	.000	0-0	.000	0	1	1	0	0	0	0	1.0	0.0	0.0			
TOTALS	7-0	61	3-10	.300	2-4	.500	0-2	.000	1	7	8	0	1	0	0	8	1.1	0.0	1.1		





0

# RUSSELL WESTBROOK

POSITION: Guard HEIGHT: 6-3 WEIGHT: 200

**BIRTHDATE**  
11/12/88

**BIRTHPLACE**  
Long Beach, Calif.

**COLLEGE**  
UCLA

**HOW ACQUIRED**  
Selected by the Oklahoma City Thunder in the first round (No. 4 overall) of the 2008 NBA Draft.

**CURRENT NBA SEASON**  
10th NBA season

## CAREER AVERAGES

Appeared in 587 games (570 starts) and averaged 21.5 points, 5.6 rebounds, 7.6 assists and 1.7 steals in 34.0 minutes.

## 2016-17 SEASON AVERAGES

Appeared in 81 games (all starts), averaging 31.6 points (First in NBA), 10.7 rebounds (Tenth in NBA), 10.4 assists (Third in NBA) and 1.63 steals in 34.6 minutes per game.

## 2016-17

Named 2017 Kia NBA Most Valuable Player. Became the first player since Oscar Robertson in 1961-62 to average a triple-double for the season. Led the league in scoring for the second time in his career. Earned his 42nd triple double of the season at Denver (4/9), giving him the most single-season triple-doubles in NBA history. It was his 79th career triple-double, moving him to fourth all-time. Recorded his 41st triple-double of his season vs. Milwaukee (4/4), tying Oscar Robertson for most triple-doubles in an NBA season. It was his seventh consecutive triple-double (3/22-4/4), making him the only player in NBA history to have two streaks of seven triple-doubles in one season. Recorded seven straight triple-doubles (11/25-12/9) for the first time in his career, tying Michael Jordan (1989) for the second-longest streak in NBA history. Became the first player in NBA history to record five straight 30-plus points triple-doubles from 3/26-4/2. Set an NBA record for most points in a triple-double with 57 at Orlando (3/29) to go along with 13 rebounds and 11 assists. Went 6-6 from the field and recorded his 35th triple double of the season vs. Philadelphia (3/22), the first triple-double in NBA history with a perfect field goal percentage. Recorded a career-high 58 points vs. Portland (3/7). Became the third player in the last 40 years to record at least 17 points, 17 rebounds and 17 assists vs. LA Lakers (2/24). Made a season-high 17 free throws without a miss vs. Memphis (2/3), matching his career-high for most foul shots in a game without missing. Earned Western Conference Player of the Month honors for November and February. Earned Western Conference Player of the Week honors four times. Was named to the Western Conference All-Star team for the sixth time in his career. Recorded 30-plus points 44 times, 40-

plus points 18 times and 50-plus points four times. Four straight games of 40-plus points from 2/26-3/3, longest streak in career, becoming the first player since Kobe Bryant in the 2011-12 season to score 40 or more in four straight games. Streak of 12 straight games with a double-double from 11/18-12-11, longest streak of career. Tallied 15-plus assists in back-to-back games (11/25-11/26) for the first time in his career. Became the first player in NBA history with 100-plus points, 30-plus rebounds and 30-plus assists in first three games of a season. Became the first player since Kareem Abdul-Jabbar (1/19/75) to register a triple-double that included 50-plus points vs. Phoenix (10/28). 42 triple-doubles. 62 double-doubles, second in the NBA.

## NBA CAREER

**2014-15:** Led the NBA in scoring with an average of 28.1 points and ranked second in steals (2.1) and fourth in assists (8.6). Named to the Western Conference All-Star team for the fourth time. Named the 2015 Kia All-Star MVP after leading the West to a 163-158 win on 41 points, five rebounds and three steals in 26 minutes at Madison Square Garden. Joined Wilt Chamberlain and Michael Jordan as the only three players to score 40 or more points in an

NBA All-Star Game, finishing one point shy of Chamberlain's ASG scoring record of 42 points. Named Western Conference Player of Month for April after averaging 32.5 points, 8.0 rebounds, 8.1 assists and 1.63 steals in. Earned Western Conference Player of the Month for March after averaging an NBA-high 30.9 points while ranking second in assists (10.20) and steals (2.5) and totaling four triple-doubles. Named Western Conference Player of the Month for February after averaging 31.2 points, 9.1 rebounds and 10.3 assists, joining Oscar Robertson as the only two players in NBA history to average 30 points, 10 assists and eight rebounds in a calendar month. Scored 20-plus points in a career-best 15 consecutive games (11/28-12/26). Recorded 20-plus points, 5-plus rebounds and 5-plus assists in a career-best nine consecutive games (11/28-12/16). Opened the 2014-15 season with a 38-point performance at Portland (10/29) which represented the second-most points for a Thunder player on opening night in the OKC era. Scored a then-career-high-tying 45 points on a career-best 18 made field goals (31 attempts) alongside six rebounds and six assists in a win at New Orleans (2/4). With that performance, he became the first player in the 2014-15 season to post 40-plus points, five-plus rebounds and five-plus assists. Became the fourth player in NBA history with at least 45 points, five rebounds and five assists in back-to-back games (joins Kobe Bryant, Wilt Chamberlain and Elgin Baylor) with performances on 2/4 and 2/6, both against New Orleans. Recorded 21 points, a career-high 17 assists and eight rebounds in just 27 minutes vs. Denver (2/22), joining Magic Johnson as the only two players in NBA history to finish with 20-plus points, 15-plus assists and five-plus rebounds in under 30 minutes played. Recorded his third triple-double of the season with 20 points, 11 rebounds

## REGULAR SEASON Career Highs

Minutes	50	3/23/12	OKC vs Minnesota
Field Goals	21	3/29/17	OKC vs Orlando
Field Goal Attempts	44	10/28/16	OKC vs Phoenix
Three-Point Field Goals	8	4/5/17	OKC vs Memphis (2 Times)
Three-Point Attempts	16	3/2/17	OKC vs Portland
Free Throws	20	2/1/09	OKC at Sacramento
Free Throw Attempts	22	3/18/15	OKC vs Boston (2 Times)
Offensive Rebounds	8	2/11/09	OKC vs Portland
Defensive Rebounds	17	12/27/17	OKC at Miami
Rebounds	19	2/3/16	OKC vs Orlando
Assists	22	12/17/16	OKC vs Phoenix (2 Times)
Steals	8	2/6/10	OKC at Golden State (2 Times)
Turnovers	11	2/11/17	OKC vs Golden State (2 Times)
Blocks	4	4/5/12	OKC vs Denver
Points	58	3/23/12	vs Trail Blazers

## NBA REGULAR SEASON STATISTICS

SEASON/TEAM	G-GS	MIN	FGM-FGA		PCT	3-Pt. FG		FTM-FTA		PCT	Rebounds			AST	STL	TO	BLK	PTS	Averages		
			PCT	FGM-FGA		PCT	FTM-FTA	OFF	DEF		TOT	RPG	APG						SPG		
08-09 OKC	82-65	2668	436-1095		.398	35-129		271	349-428	.815	178	221	399	435	11	274	16	1256	4.9	5.3	15.3
09-10 OKC	82-82	2812	485-1160		.418	23-104		221	329-422	.780	143	258	401	652	108	268	34	1322	4.9	8.0	16.1
10-11 OKC	82-82	2847	614-1390		.442	34-103		330	531-631	.842	121	258	379	670	155	316	30	1793	4.6	8.2	21.9
11-12 OKC	66-66	2331	578-1266		.457	62-196		316	340-413	.823	96	205	301	362	112	239	21	1558	4.6	5.5	23.6
12-13 OKC	82-82	2861	673-1535		.438	97-300		323	460-575	.800	111	317	428	607	145	273	24	1903	5.2	7.4	23.2
13-14 OKC	46-46	1412	346-791		.437	68-214		318	242-293	.826	55	208	263	319	88	177	7	1002	5.7	6.9	21.8
14-15 OKC	67-67	2302	627-1471		.426	86-288		299	546-654	.835	124	364	488	574	140	293	14	1886	7.3	8.6	28.1
15-16 OKC	80-80	2749	656-1444		.454	101-341		296	465-573	.812	145	481	626	834	163	342	20	1878	7.8	10.4	23.5
16-17 OKC	81-81	2802	824-1942		.425	200-583		343	710-840	.845	137	727	864	840	132	438	31	2558	10.7	10.4	31.6
TOTALS	668-651	22786	6239-12093		.433	706-2258		313	3972-4829	.823	1110	3039	4149	5293	1153	2620	197	15156	6.2	7.9	22.7

## NBA PLAYOFF STATISTICS

SEASON/TEAM	G-GS	MIN	FGM-FGA	PCT	3-PT. FG			Rebounds			AST	STL	TO	BLK	PTS	Averages			
					FG	PCT	FTM-FTA	PCT	OFF	DEF						TOT	APG	APG	PPG
09-10 OKC	6-6	212	43-91	.473	5-12	417	32-38	.842	10	26	36	10	14	1	123	6.0	6.0	20.5	
10-11 OKC	17-17	638	135-343	.394	14-48	292	121-142	.852	36	55	91	108	24	78	6	405	5.4	6.4	23.8
11-12 OKC	20-20	767	177-407	.435	18-65	277	89-111	.802	22	87	109	117	31	45	8	461	5.5	5.8	23.1
12-13 OKC	2-2	68	17-41	.415	2-9	222	12-14	.857	1	12	13	14	6	8	0	48	6.5	7.0	24.0
13-14 OKC	19-19	735	167-398	.420	28-100	280	145-164	.884	45	93	138	153	41	83	6	507	7.3	8.1	26.7
15-16 OKC	18-18	674	159-393	.405	34-105	324	116-140	.829	41	83	124	198	46	78	2	468	6.9	11.0	26.0
16-17 OKC	5-5	194	59-152	.388	13-49	265	56-70	0.800	9	49	58	54	12	30	2	187	11.6	10.8	37.4
TOTALS	87-87	3288	757-1825	.415	114-388	0.294	571-679	0.841	164	405	569	680	170	336	25	2199	6.5	7.8	25.3



and 10 assists in 28 minutes on vs. Indiana (2/24), becoming the fourth player (Larry Bird, Magic Johnson, Fat Lever) in the shot clock era to produce a triple-double in under 30 minutes played on three occasions. Used a career-high 49 points and 15 rebounds along with 10 assists to become the first player since Michael Jordan to four straight triple-doubles vs. Philadelphia (3/4). His 49 points marked the most in a triple-double performance in the past 30 years (tied with Larry Bird). First player in Thunder history to score 40-plus points in three consecutive games (2/28-3/5). Joined Magic Johnson as the only players in NBA history to post 30 points, 11 rebounds, 17 assists and four steals in a game (3/8 vs. Toronto). Recorded his sixth triple-double in an eight game stretch with 29 points, 12 assists and 10 boards vs. Minnesota (3/14). First player since Jason Kidd (2007-08) to have eight or more triple-doubles in a season. Scored a career-high 54 points with nine rebounds and eight assists at Indiana (4/12). Scored in double figures 66 times. Fifty-two games of 20-plus points. Twenty-nine games of 30-plus points. Eight games of 40-plus points. Thirty-one double-doubles. Eleven triple-doubles. Fourteen games DNP – Right Second Metacarpal Fracture. One game DNP – Right Zygomatic arch fracture. **2013-14:** Scored in double figures on 45 occasions, including 30 20-plus point efforts and seven 30-plus point outings. Posted 11 double-doubles, including two triple-doubles (eight career triple-doubles). Made season-debut vs. Phoenix (11/3) and recorded 21 points to go along with seven assists in 33 minutes. Registered a triple-double vs. New York (12/25), becoming fifth player to post a triple-double on Christmas Day. Returned to Thunder lineup vs. Miami (2/20) after missing the previous 27 games and scored 16 points to go along with five rebounds and three steals in 24 minutes. Recorded the second fastest triple-double in NBA history, logging just 20 minutes of action vs. Philadelphia (3/4) and finishing with 13 points, 10 rebounds and 14 assists. Posted a season-high 36 points on 13-of-22 shooting at Phoenix (3/6). Recorded 34 points, including a game-winning 3-point field goal in OT with 0.1 seconds remaining vs. Golden State (11/29). **2012-13:** In 82 games (82 starts), averaged 23.2 points (ranked sixth in the NBA), 5.2 rebounds, 7.4 assists (ranked seventh in NBA), 1.77 steals (ranked ninth in NBA) in 34.9 minutes. Named to the All-NBA Second Team for a third consecutive season. Scored 20-plus points 56 times including 16 30-plus point efforts (Oklahoma City was 12-4 this season when Westbrook scored 30-plus points). Recorded a team-best 23 double-doubles on the season.



Registered first triple-double of the season (sixth of his career) on at Milwaukee (3/30) with 23 points, 13 rebounds and 10 assists. Posted 10 or more assists on 16 occasions. Set a season-high with 38 points (12-23 FGs) on at Denver (3/1). Registered a career-high with 27 points during the first half alone on vs. LA Lakers (12/7). On the night, finished with a career-high five made 3-point field goals. At the end of the 2012-13 season, played in 394 consecutive games (longest streak in the NBA). Scored 30-plus points in four consecutive games (1/14–1/20) for the first time in his career. Set a season-high with 14 assists on at Sacramento (1/25). Named a reserve on the 2013 Western Conference All-Star Team (his 3rd consecutive appearance). In All-Star game, recorded 14 points, four rebounds, three assists and a steal in 18 minutes. **2011-12:** Named to the All-NBA Second Team for a second consecutive season. Finished the 2011-12 season with the fifth-highest scoring average in the league (23.6 ppg). Currently has the longest active games played streak in the NBA (312 games). Set a career-high with 45 points scored during 2OT win vs. Minnesota (3/23) after recording a career-high 17 made field goals. Along with teammate Kevin Durant, scored 40-plus points in the same game on two occasions (first duo to each score 40-plus points since Michael Jordan and Scottie Pippen accomplished the feat during the 1995-96 season). Recorded 21 points and five rebounds during his second career All-Star appearance in Orlando. Named the NBA's Western Conference Player of the Week on two occasions. Recorded 20-plus points in seven consecutive games (longest streak of his career) from 1/10–1/23. Scored 20-plus points on 43 occasions (Oklahoma City went 31-12 in those games), including 16 30-point efforts and two 40-point efforts. Handed out 10-plus assists four times. Registered 10-plus rebounds three times and tallied seven double-doubles on the season. Led the Thunder with 5.5 assists per game. **2010-11:** Received All-NBA Second Team honors after becoming just the fifth player in NBA history to record 4,000 points, 1,500 assists and 1,000 rebounds through three NBA seasons (Chris Paul, LeBron James, Anfernee Hardaway and Oscar Robertson). Registered three triple-doubles (tied for 2nd most in the NBA) and 31 double-doubles. Ranked 13th in the NBA in scoring, 9th in assists and 4th in steals. Only player to start every game for OKC. Scored 12 points during his first All-Star appearance at STAPLES Center in Los Angeles. Placed second in the Taco Bell Skills Challenge during All-Star weekend. Recorded third triple-double of the season (fifth of his career) during

2OT win vs. Washington (1/28). With his 35 points, 13 rebounds and 13 assists vs. Washington he becomes just the third player in the last 25 years to hit all three of those statistical marks. Scored 20+ points on 47 occasions and 30+ 12 times (11-1 OKC record). Scored 20+ points in six straight contests for the first time in his career (1/8 vs. Memphis – 1/22 vs. New York) and then again 2/27 vs. the L.A. Lakers – 3/9 at Philadelphia). Recorded five straight double-doubles for the first time in his career (1/8 vs. Memphis – 1/19 at Denver). Received the NBA's Player of the Week honors for the West Conference on five separate occasions. Scored 38 points including all 13 of OKC's triple overtime points to go along with a career-high 15 rebounds during OKC 3OT win at New Jersey on 12/1. Became the sixth player and just the second guard (Vince Carter) in the last 20 years to record 35+ points, 15+ rebounds and 9+ rebounds in a single game. Netted a career-high 43 points (13-14 FGs; 17-18 FTs) during OT win at Indiana (11/26). **2009-10:** One of four players to start all 82 games for Oklahoma City. Recorded 24 double-doubles on the season. Set a career-high with 16 assists 4/4 vs. Minnesota. Thunder went 23-5 when Westbrook recorded 10+ assists. Posted team-high assists totals in 67-of-82 games. Tallied 20+ points 24 times and 30+ points 4 times. Posted second career triple-double at Minnesota (2/21). In 38 minutes, tallied 22 points, 10 rebounds and 14 assists. Came one rebound shy of triple-double and finished with 31 points and 10 assists for his 12th double-double of the season at NY (2/20). Participated in T-Mobile Rookie-Sophomore Challenge and Youth Jam at All-Star Weekend in Dallas and led all scorers with 40 points on 18-29 FGs. Named NBA player of the week for contests played between February 1-7. During the seven day span Westbrook helped lead Oklahoma City to a 3-0 week, including two wins on the road (Golden State & New Orleans) while averaging 19.7 points, 9.7 assists, 8.0 rebounds and 3.3 steals. Posted double-figure assist totals in four straight games (12/28 – 1/4) and becomes first OKC player to accomplished the feat since Gary Payton did so in January of 2002 (1/3/02 – 1/10/02). Recorded 8th double-double of the season on 1/2 at Milwaukee with 17 points and 13 assists. With zero turnovers vs. the Bucks he recorded the most assists (13) without a turnover (in franchise history) since April 8, 2001 (Gary Payton; 15 assists, 0 TO's). On 12/26 vs. Charlotte, tallied 22 points and game-high six assists while committing zero turnovers in 35 min. Notched 4th double-double in OKC win at San Antonio (19 pts/11 asst) on 11/14. With his 11 assists and zero turnovers, matched



NBA season-high for most assists without a TO (Andre Miller). Recorded a then career-high with 13 assists during season opener 10/28 vs. Sacramento. With his 13 assists, he matched the entire assist total for the entire Kings' team. Recorded back-to-back double-doubles (pts/ast) in first two games of season. On 11/6 at Houston, set career-high with 14 made field goals and finished with a game-high 33 points. On 11/8 vs. Orlando, recorded third double-double of the season (17 points, 10 assists) and matched career-high with three made 3-point FG's. **2008-09:** Named to NBA's All-Rookie First Team. Ranked among rookie league-leaders in a number of statistical categories including scoring (4th, 15.3), assists (2nd, 5.3) steals (2nd, 1.36), minutes played (4th, 32.5), rebounds (7th, 4.9) and field-goal percentage (10th, .398). 10 or more points 71 times. 20-plus points 18 times. 30-plus points six times. 10 or more rebounds four times. 10 or more assists nine times. Ten double-doubles. One triple-double. Five-plus steals three times. Scored 10+ points in 25 consecutive games (1/16 vs. Detroit through 3/14 at

Phoenix). Recorded first triple-double in Thunder franchise history with 17 points, 10 rebounds and 10 assists vs. Dallas (3/2). Career-high 12 assists at Minnesota 1/7. Career-high 34 points including career-high 20 free throw makes (20-22 FT) at Sacramento (2/1). The 20 free throw makes represent the most a Kings opponent since they moved to Sacramento. Was named NBA T-Mobile Rookie of the Month in December and February.

### PLAYOFFS

Appeared in 82 games (82 starts) and averaged 24.5 points, 6.2 rebounds, 7.6 assists and 1.9 steals in 37.7 minutes. **2016:** In 18 games (18 starts), averaging 26.0 points, 11.0 assists, 6.9 rebounds and 2.6 steals in 37.7 minutes. Became the first player with a 35-point postseason triple-double vs the defending champions since Jerry West in 1969 - posting 36 points, 11 rebounds and 11 assists in Game 4 vs. Golden State (5/24). Scored 19 points in the third quarter of Game 1 of the Western Conference Finals (5/16) - the most points scored



in a quarter by a Thunder player during the OKC era. In the same game, swiped a seven steals - a career-high and franchise record. Totaled 10 points, four rebounds and three assists in the fourth quarter of Game 5 at San Antonio (5/10), finishing with 35 points, 11 boards and nine assists. The first player since Isaiah Thomas in 1985 to score 25 points with 15 assists in back-to-back playoff games with 26 points and 15 assists at Dallas on 4/21 followed by 25 points and 15 assists two nights later. Six games of 30+ points. Thirteen games of 20+ points. One triple-double. Fifteen double-doubles. Twelve games of 10+ assists, including three with 15+ assists. Four games of 10+ rebounds. **2014:** During the 2014 postseason, appeared in 19 games (19 starts) and averaged 26.7 points, 7.3 rebounds, 8.1 assists and 2.2 steals in 38.7 minutes. Recorded three triple-doubles (only player in 2014 playoffs to record a single triple-double), eight double-doubles, 16 games of 20+ points and six games of 30+ points. Dished out a franchise postseason-record 16 assists vs. Memphis on 5/3. **2013:** Underwent successful surgery on Apr. 27 to repair a lateral meniscus tear which was suffered in Game 2 vs. Houston in the opening round. Appeared in two games (two starts) during 2013 playoffs and averaged 24.0 points, 6.5 rebounds, 7.0 assists and 3.0 steals in 34.0 minutes. Recorded one double-double with 19 points to go along with 10 assists and eight rebounds during Game 1 vs. HOU. Nine DNP - lateral meniscus tear. **2012:** Posted a playoff career-high with 43 points on 20-of-32 shooting during Game 4 of the Finals at Miami. During the Thunder's second round series vs. the L.A. Lakers, Westbrook played a total of 178 minutes and committed a total of four turnovers. Recorded a 2012 playoff-high 12 assists during Game 5 win at San Antonio in the Western Conference Finals. Scored 20+ points 11 times during the 2012 playoffs. **2011:** Recorded a triple-double in Game 7 of the second round vs. Memphis with 14 points, 14 assists (playoff career-high) and 10 rebounds (playoff career-high) in 35 minutes. Westbrook becomes the fifth player in NBA history to register a triple-double in a playoff Game 7 (Scottie Pippen, James Worthy, Larry Bird and Jerry West). Scored a playoff career-high 40 points during Game 4 triple overtime victory over Memphis. Scored 20+ points 11 times while scoring 30+ on five occasions.

### ALL-STAR

Selected to appear on the Western Conference All-Star team six times and started in 2016. Named the All-Star MVP in both 2015 and 2016, the first time a player has received the award two consecutive years

since Bob Pettit who won it outright in 1958 and shared the honor with Elgin Baylor in 1959. In his six All-Star appearances, averaged 26.7 points, 5.3 rebounds, 3.3 assists and 2.0 steals in 21.2 minutes.

### USA BASKETBALL

Won a gold medal in 2012 as a member of the United States Olympic team as the US squad went a perfect 8-0 during Olympic competition. In London, Westbrook appeared in all eight games and posted averages of 8.5 points, 1.6 assists and 1.6 rebounds. In 2010, helped lead the USA Men's National Team to a gold medal during the 2010 FIBA World Championships played in Turkey. Westbrook received player of the game honors during the US win over Lithuania and proved to be integral part of the United States perfect 9-0 mark at the World Championships. He appeared in all nine games and averaged 9.1 points, 2.8 rebounds and 2.6 assists per contest.

### COLLEGE

Named Pac-10 Defensive Player of the Year as a sophomore. Earned Third Team All-Pac-10 honors and was named to the conference All-Defensive Team. **2007-08 (Sophomore):** Averaged 12.7 points, a team-leading 4.3 assists, 3.9 rebounds and 1.6 steals in each game. Played 1,318 minutes, the most by a Bruin since 1979 (when minutes began being tracked as a statistic). Led team with a career-high 22 points vs. Memphis in the Final Four on 4/5. Posted first career double-double with 14 points and a career-high-tying 11 rebounds vs. Western Kentucky in the Sweet Sixteen of the NCAA Tournament on 3/27. Tallied 16 points, four rebounds, five assists and a career-high five steals vs. Oregon on 2/23. Dished out a career-high nine assists vs. Youngstown State on 11/12. Pulled down a career-high-tying 11 rebounds vs. Stanford in the title game of the Pac-10 Tournament on 3/15. **2006-07 (Freshman):** Averaged 3.4 points and 0.7 assists in 9.0 minutes in each game. Scored a season-high 11 points twice. Recorded season highs of five rebounds, four assists and two steals in 32 minutes at West Virginia in his first career start on 2/10.

### PERSONAL

Parents are Russell Westbrook and Shannon Horton. Has one younger brother, Raynard. Recently published first fashion book titled, Style Drivers. Predominantly left handed except when it comes to shooting a basketball. Favorite subject in school growing up was math. Received the 2014-15 seasonlong NBA Community Assist Award.



## TWO-WAY PLAYERS



**35 PJ DOZIER**

**POSITION:** Guard **HEIGHT:** 6-6 **WEIGHT:** 205

### BIRTHDATE

10/25/96

### BIRTHPLACE

Columbia, S.C.

### COLLEGE

South Carolina

### HOW ACQUIRED

Signed to a two-way contract on 10/17/17

### CURRENT NBA SEASON

Rookie

## CAREER HIGHLIGHTS

Led South Carolina to their first Final Four berth in school history. Named to the 2017 East Regional All-Tournament Team. Named South Carolina's Mr. Basketball in high school. Played in the 2015 McDonald's All-American Game.

## COLLEGE

**2016-17 (Sophomore):** Appeared in 36 games (all starts) and averaged 13.9 points, 4.8 rebounds, 2.8 assists and 1.67 steals in 29.0 minutes per game. Led South Carolina in assists and ranked second in scoring and steals. During the Gamecocks' Final Four run, averaged 15.6 points, 4.8 rebounds and 2.4 assists. Led the team in scoring 11 times, in assists 17 times and in steals 15 times. Scored in double figures 25 times. Posted nine 20-point performances, including a career-high 26 vs. Clemson in Dec. Posted first career double-double with 15 points and 10 rebounds in win vs. Syracuse in Nov.

**2015-16 (Freshman):** Appeared in 34 games (28 starts) and averaged 6.7 points, 3.0 rebounds, 2.1 assists and 1.00 steals in 19.0 minutes. Scored in double figures nine times. Scored a season-high nine rebounds to go with 12 points against Hofstra.







# 25 DANIEL HAMILTON

POSITION: Guard HEIGHT: 6-7 WEIGHT: 195

**BIRTHDATE**  
8/8/95

**BIRTHPLACE**  
Los Angeles, Calif.

**COLLEGE**  
Connecticut

**HOW ACQUIRED**  
Drafted by Denver as the 56th overall pick of the 2016 NBA Draft. Oklahoma City acquired Hamilton's draft rights in exchange for cash considerations.

**CURRENT NBA SEASON**  
Rookie



## 2016-17 G LEAGUE AVERAGES

Appeared in 49 games (47 starts) and averaged 14.9 points, 8.0 rebounds and 4.7 assists in 31.2 minutes

## 2016-17 G LEAGUE NOTES

With the Blue, recorded the first triple-double of his career with 20 points, 12 rebounds and 10 assists on 12/28 vs. Reno. Established a career-high with 31 points on 12/17 vs. Grand Rapids. Set a franchise record with seven steals on 11/29 vs. the Los Angeles D-Fenders. One triple-double. 15 double-doubles. Led team in scoring seven times.

## COLLEGE

**2015-16 (Sophomore):** One of only two Division I players in the country (also LSU's Ben Simmons) with 450 points, 300 rebounds, and 150 assists. Has 12 double-doubles. Led the Huskies in scoring eight times, in rebounding 27 times in assists 26 times and in steals 13 times. Recorded the program's 11th-ever triple-double with an 11-point, 11-rebound, 11-assist effort vs. CCSU on Dec. 23. Set a season-best with 16 rebounds in a win vs. East Carolina (Feb. 7). Named the American Athletic Conference Championship Most Outstanding Player after scoring 63 points and pulling down 34 rebounds in the Huskies' three wins. Scored 28 points with a team-best 18 rebounds in the Huskies' two NCAA Tournament games in Des Moines, Iowa. **2014-15 (Freshman):** Ranked third on the team in points (10.9), second in assists (3.66) and first in rebounds (7.6). Led American Athletic Conference in rebounding in league games (9.1) and averaged 11.0 ppg. Led UConn with five double-doubles and scored double figures in 18 games. Scored a career-high 25 points against Memphis (2/19). Grabbed a career-high 17 rebounds against ECU (2/25), the highest total by a UConn player in four years and highest by a UConn freshman in 36 years. Ranked second on UConn in steals (33) and was third in 3-pointers made (46). Named the American Athletic Conference Rookie of the Week on 11/24, 1/26, 2/23, and 3/2. Earned a spot on the Conference Honor Roll after his double-double against Coppin State.

## NBA G LEAGUE REGULAR SEASON STATISTICS

SEASON/TEAM	G-GS	MIN	FGM-FGA	PCT	3-PT. FG FGM-FGA	PCT	FTM-FTA	PCT	Rebounds				AST	STL	TO	BLK	PTS	Averages		
									OFF	DEF	TOT							RPG	APG	PPG
16-17 OKC Blue	49-47	1528	262-615	.426	96-257	.374	112-146	.767	58	336	394	226	63	142	16	732	8.0	4.6	14.9	
TOTALS	49-47	1528	262-615	.426	96-257	.374	112-146	.767	58	336	394	226	63	142	16	732	8.0	4.6	14.9	

## NBA G LEAGUE PLAYOFF STATISTICS

SEASON/TEAM	G-GS	MIN	FGM-FGA	PCT	3-PT. FG FGM-FGA	PCT	FTM-FTA	PCT	Rebounds				AST	STL	TO	BLK	PTS	Averages		
									OFF	DEF	TOT							RPG	APG	PPG
16-17 OKC Blue	6-6	199	31-84	0.369	14-43	0.326	20-22	0.909	4	40	44	39	8	18	1	96	7.3	6.5	16.0	
TOTALS	6-6	199	31-84	0.369	14-43	0.326	20-22	0.909	4	40	44	39	8	18	1	96	7.3	6.5	16.0	



## HOW THE THUNDER WAS BUILT

VIA DRAFT:	Steven Adams	2013 NBA Draft – 12th overall pick
	Alex Abrines	2013 NBA Draft – 32nd overall pick
	Nick Collison	2003 NBA Draft – 12th overall pick
	Terrance Ferguson	2017 NBA Draft – 21st overall pick
	Daniel Hamilton	2016 NBA Draft – Acquired Hamilton's draft rights from Denver (selected #56 overall) in exchange for cash
	Josh Huestis	2014 NBA Draft – 29th overall pick
	Dakari Johnson	2015 NBA Draft – 48th overall pick
	Andre Roberson	2013 NBA Draft – Acquired Roberson's draft rights from Golden State (selected #26 overall) in exchange for the draft rights to Archie Goodwin (selected #29 overall) and cash considerations.
	Russell Westbrook	2008 NBA Draft – 4th overall pick

VIA TRADE:	Carmelo Anthony	Acquired from the New York Knicks in exchange for Enes Kanter, Doug McDermott and a second-round draft pick.
	Paul George	Acquired from the Indiana Pacers in exchange for Victor Oladipo and Domantas Sabonis.
	Jerami Grant	Acquired from the Philadelphia 76ers along with a trade exception in exchange for Ersan Ilyasova and a protected draft pick.
	Kyle Singler	Acquired from the Detroit Pistons along with D.J. Augustin in exchange for Reggie Jackson. Additionally, as part of a three team trade, the Thunder acquired Enes Kanter and Steve Novak in exchange for Kendrick Perkins, Grant Jerrett and the draft rights to Tibor Pleiss.

VIA FREE AGENCY:	PJ Dozier	Signed to a two-way contract on 10/17/2017
	Raymond Felton	Signed on 7/10/2017
	Patrick Patterson	Signed on 7/10/2017



## BASKETBALL OPERATIONS



**SAM PRESTI**  
**EXECUTIVE VICE PRESIDENT**  
**& GENERAL MANAGER**



Sam Presti is entering his 11th season with the Oklahoma City Thunder after being named the 11th General Manager in club history on June 7, 2007 at 29 years old. A year into his tenure with the Thunder, Presti was promoted to Executive Vice President and General Manager by Professional Basketball Club Chairman, Clayton I. Bennett.

During his 10-plus seasons with the Thunder, Presti has worked diligently to assemble the building blocks for long term success both on and off the court. Dating back to the start of the 2009-10 season, Presti and his staff have watched the Thunder amass the second-best record in the NBA during this span (behind only San Antonio).

Under Presti's guidance, within the first nine years of their existence, the Thunder has captured five Northwest Division Championships, reached the Conference Finals on four occasions, including the team's trip to the NBA Finals in 2012. Additionally, the Thunder is one of only three teams to finish with a record of .500 or better in each of the last eight seasons.

Throughout his tenure, Presti has led with consistent philosophies and values, but has used a diversity of roster building techniques to sustain several cycles of the Thunder. Over the last decade, Presti and his staff have enjoyed success with respect to the NBA Draft, beginning with the 2007 selection of Kevin Durant with the 2nd overall pick. Presti went on to draft Russell Westbrook and Serge Ibaka in 2008 with the 4th and 24th selections, respectively before taking James Harden with the 3rd overall pick in 2009. Other notable draft selections for Presti include Reggie Jackson with 24th pick in 2011 and the 2013 draft, where he selected franchise cornerstones in Steven Adams with the 12th overall pick and Andre Roberson with the 24th selection.

This past summer Presti completed a pair of landmark trades as the Thunder acquired four-time All-Star Paul George from the Indiana Pacers and 10-time All-Star Carmelo Anthony from the New York Knicks.

Under Presti's guidance, the Thunder advanced to the postseason in seven of the last eight seasons including five straight years (2010-2014) and at the conclusion 2012-13 season, Oklahoma City became just the second team in NBA history (Boston Celtics; 1955-1960) to increase its winning percentage for five consecutive seasons (while maintaining a winning percentage of .700 or better in two of those seasons). Dating back to the 2011-12 season, the Thunder became Western Conference Champions on the heels of the 2010-11 season in which the Thunder became the youngest team in the prior quarter century to reach the NBA's Western Conference Finals.

During the 2009-10 season, Oklahoma City experienced one of the largest turnarounds in NBA history. A year after winning 23 games, the Thunder concluded the 2009-10 season with a 50-32 record (.610) and captured the franchise's first playoff berth in Oklahoma City. The 27-win improvement was tied for the eighth largest improvement in NBA history. Presti was named NBA Executive of the Year by The Sporting News at the conclusion of the season.

Since moving to Oklahoma City in July of 2008, Presti has stressed the importance of community involvement for both Thunder players and staff. Under his leadership, Thunder players have made more than 2,200 community appearances in and around Oklahoma City. Presti has also made it policy for every new player and staff member to tour the Oklahoma City Memorial and Museum soon after joining the organization.

At the request of former NBA Commissioner David Stern and then Deputy Commissioner Adam Silver, Presti was named to the league's first ever Competition Committee in May of 2012. During his term, which will be completed at the end of the 2017-18 campaign, Presti was a part of the committee that enacted several rule changes, such as concussion protocol, a package of rules to increase game flow, player rest policies, anti-flopping rules, deliberate away from the play fouls, modifications to playoff seeding, qualification and tie-breakers, and adjustments to the NBA Finals scheduling format. Additionally, Presti was asked to serve on the NBA's Instant Replay Committee in 2009, which helped to lay the groundwork for rules changes that the Competition Committee would later make regarding instant replay expansion and the expanded use of the replay center.

Prior to joining the Thunder, Presti held a variety of roles with the San Antonio Spurs. After starting in 2000 as a video intern for Gregg Popovich, Presti moved up through the front office ranks in San Antonio before being elevated to the position of Vice President and Assistant General Manager. As a member of the Spurs, Presti was part of NBA Championship teams in 2003, 2005 and 2007, as well as five division titles.

Presti earned his bachelor's degree in 2000 in communications, politics and law and a minor in psychology from Emerson College in Boston, where he was the first Rhodes Scholar nominee in school history. The Concord, Mass. native served as team captain of the Emerson College basketball team during both his junior and senior seasons. In addition, Presti earned All-Academic honors two times and was twice selected to the Great Northeast Athletic Conference All-Tournament team. He was honored with the Emerson College Young Alumnus Award in 2005. Presti has also completed Harvard University's Continuing Education program on leadership and decision making.

Presti currently resides on the board of the Oklahoma City National Memorial and served as chairman of the Oklahoma Standard campaign, a movement built on the foundation of resilience, compassion, consistent acts of honor, service and kindness. In addition, he is also a member of the Oklahoma City Civic Center Board.

With the support of the Thunder, Presti has established the Forward Thinking Leadership Development Program within the Oklahoma City public schools. Presti has also spearheaded an initiative in collaboration with the University of Pennsylvania to bring resiliency and optimism training to local Oklahoma City area youth. Additionally, Presti is actively involved with PeacePlayers International (PPI), a global outreach program focused on bringing children and communities together through the game of basketball. He also serves on the Board of Directors of Shooting Touch, an organization that grants graduating college seniors the opportunity to travel the world and use the platform of basketball to help foster education and influence positive social change in third world global communities.

In 2016 Presti was awarded the Humanitarian Award from the Oklahoma Center for Community and Justice due to his work in the area of diversity and inclusion in the workplace. Additionally, he was named the 2016 Oklahoman of the Year by Oklahoma Magazine. Presti was recognized as Oklahoma City University's 2012-13 recipient of the Abe Lemons/Paul Hansen Award for Sports Excellence and he also won the Oklahoma March of Dimes Sports Headliner Special Award for 2013.

An accomplished drummer, Presti has produced three music CDs with all proceeds benefiting the Extra Ordinary Needs Fund at Children's Hospital in Boston. Also, Presti established the Keenan Smith-Anthony Halls Scholarship Fund at his former high school, Concord-Carlisle, to assist underserved students with their college tuition.

Presti and his wife, Shannon, have a son, Nicholas Rubin. Shannon continues to serve as the Director of Teen Leadership Initiatives for the YMCA of Greater Oklahoma City.





**BILLY DONOVAN**  
HEAD COACH



In two seasons with the Thunder, Billy Donovan has guided the Thunder to a record of 102-62 (.622), while becoming the first NBA head coach to win 100-plus games in his first two seasons after coming directly from the college ranks. Moreover, Donovan is one of only three current NBA head coaches to win 100+ games in the first two seasons with their respective teams. During the 2016-17 season, Donovan helped lead the Thunder to a 47-win season and a sixth seed in the Western Conference playoffs.

Donovan concluded his first year as head coach of the Thunder (2015-16) by leading the team to a 55-win season, a Northwest Division title and a spot in the Western Conference Finals. By accomplishing the feat, Donovan became just the third first year head coach in the last 15 years to win 55+ games during his first season.

Donovan was named the third head coach in Thunder history on April 30, 2105 after enjoying an incredibly successful college coaching career that spanned more than two decades.

During the previous 19 years as head coach at the University of Florida, Donovan led the Gators to two National Championships and four trips to the Final Four while amassing a record of 467-186 (.715).

During his tenure at Florida, Donovan led the program to 16 straight 20-win seasons, three 30-win seasons, 17 consecutive trips to the postseason and six SEC Championships. Under Donovan, Florida advanced to the Elite Eight in six of the past 10 seasons.

Donovan concluded his time at Florida with the second most wins for a SEC program (467) in the history of the conference. Additionally, his 35 NCAA tournament wins rank as the most all-time among SEC coaches. Donovan's win total is more than twice that of any other coach in Florida history.

After winning back-to-back national championships (2006 and 2007), Donovan led Florida to 18 straight postseason wins, the longest run for any program since John Wooden led UCLA to 28 straight postseason wins.

Donovan has been the recipient of numerous collegiate coaching awards including ESPN.com's National Coach of the Year (2001), the Wooden Award's "Legends of Coaching" Honor (2010) and SEC Coach of the Year (2011, 2013, 2014).

In addition to his responsibilities at Florida, Donovan has served as head coach of USA Basketball's U18 and U19 National Teams in each of the past three summers. As a head coach with USAB, Donovan's teams have captured three gold medals while going a perfect 19-0 during national team competition. Prior to leading the 2014 FIBA Americas U18 Team to the gold medal last summer in Colorado Springs, CO, Donovan guided the 2013 USA U19 World Championship Team to a perfect 9-0 record and the gold medal in Prague, Czech Republic, and the 2012 USA U18 National Team to a 5-0 slate and gold in Sao Sebastião do Paraíso, Brazil.

Donovan's coaching experience dates back to the 1989-90 season where he served as a graduate assistant coach at Kentucky. After five years with the Wildcats, Donovan was hired as head coach at Marshall, where he spent two years before leaving for Florida.

During the 2014-15 season, Donovan became the second youngest coach in NCAA history (Bob Knight) to claim 500 wins.

Prior to joining the coaching ranks, Donovan enjoyed a four-year playing career at Providence where he helped lead the Friars to their best season in school history and a trip to the Final Four in 1987. In addition, Donovan appeared in 44 games as a member of the New York Knicks during the 1987-88 season.

## BASKETBALL OPERATIONS



**ADRIAN GRIFFIN**  
ASSISTANT COACH

Adrian Griffin is set to begin his second season with the Thunder after previously serving as assistant coach with the Orlando Magic during the 2015-16 season.

Griffin spent five seasons (2010-15) as an assistant coach with Chicago. During the summer of 2014, he worked with the USA Basketball Men's National Team that captured the gold medal at the FIBA Basketball World Cup. Prior to joining the Bulls, he served as assistant coach/player development for two seasons

(2008-10) with Milwaukee.

As a player, Griffin appeared in 477 career NBA games (179 starts) during nine seasons with Boston, Dallas, Houston, Chicago and Seattle, averaging 4.0 points, 3.2 rebounds and 1.4 assists in 16.8 minutes. He also played in 48 career playoff outings, averaging 3.4 points and 3.0 rebounds in 13.2 minutes and helped Dallas reach the 2006 NBA Finals. Griffin also played one season in Italy and three seasons with Connecticut of the CBA. In 1998-99, he was named CBA Most Valuable Player and also earned CBA Finals MVP, leading Connecticut to the league championship.

Born on July 4, 1974 and a native of Wichita, Kansas, Griffin was a three-year starter at Seton Hall University. He has two daughters, Vanessa and Aubrey, and two sons, Alan and Adrian, Jr.



**MAURICE CHEEKS**  
ASSISTANT COACH

Maurice Cheeks is set to begin his third year after returning to the Thunder bench after the start of the 2015-16 season. Cheeks brings more than 30 years of NBA experience to the Thunder bench. Cheeks, who spent four seasons on the Thunder's staff from 2009-2013, returned to Oklahoma City after serving as the head coach of the Detroit Pistons during the 2013-14 season. Overall, Cheeks has amassed a head coaching record of 305-315 (.492) with the Pistons, Philadelphia 76ers and Portland Trail Blazers.

Before joining the Thunder in 2009, Cheeks served as head coach of the 76ers from 2005-2009, amassing a record of 122-147 and securing a playoff appearance in Philadelphia's 2007-08 campaign. Prior to joining the Sixers, Cheeks spent three-plus seasons as head coach of the Portland Trail Blazers (2001-05). During his time in Portland, he posted a 162-139 (.538) mark, accounting for the fourth-highest win total in Blazers coaching history. He helped the Blazers reach the NBA Playoffs twice, and his 2002-03 squad tied for second in the Pacific Division with a 50-32 record.

Preceding his work in Portland, Cheeks spent seven seasons as an assistant coach for the Sixers, working under head coaches John Lucas (1994-96), Johnny Davis (1996-97), and Larry Brown (1997-2001). In 2000-01 under Brown, Cheeks helped guide the 76ers to a record of 56-26 (.683) and a spot in the NBA Finals.

A 15-year NBA veteran, Cheeks retired from the NBA as its all-time leader in steals after playing with Philadelphia, San Antonio, New York, Atlanta and New Jersey. He was selected to the NBA's All-Defensive Team five times (First Team: 1983, 1984, 1985, 1986; Second Team: 1987) and played in four All-Star games (1983, 1986, 1987, 1988). A member of the 76ers' 1983 World Championship team, Cheeks was honored by the club through having his number (10) retired.

As an NBA player, Cheeks compiled career averages of 11.1 ppg, 6.7 apg and 2.1 spg in 1,101 games while shooting .523 from the field and .793 from the free throw line. A native of Chicago, he began his coaching career with the Quad City Thunder of the CBA. In his only season with Quad City, Cheeks helped guide the club to the CBA Championship.

The 1978 West Texas State (currently West Texas A&M) graduate was a four-year starter and three-time MVP in college. He finished his collegiate career third on the Buffs' all-time scoring list, averaging 16.8 points per game while shooting 56.8 percent from the field as a senior. Cheeks was selected in the second round of the 1978 NBA Draft (36th overall by the Sixers).



**MARK BRYANT****ASSISTANT COACH**

Mark Bryant is set to enter his 11th season as a Thunder assistant coach. During July of 2012, Bryant served as Head Coach of the Thunder's summer league team.

Prior to joining the Thunder's coaching staff, Bryant served as assistant coach/player development with the Orlando Magic from 2005-07.

Before his time in Orlando, Bryant spent the 2004-05 season with the Dallas Mavericks as a member of its player development staff.

Bryant enjoyed a 15-year playing career as the New Jersey native was a member of 10 different teams during his NBA playing tenure (1988-2003). Originally selected by Portland in the first round (21st pick overall) of the 1988 NBA Draft, Bryant helped the Blazers reach the NBA Finals in 1990 and 1992. He appeared in 797 regular season games during his NBA career with Portland, Houston, Phoenix, Chicago, Cleveland, Dallas, San Antonio, Philadelphia, Denver and Boston, averaging 5.4 ppg and 3.8 rpg in 16.9 mpg. Bryant also appeared in 79 career playoff games, averaging 3.5 ppg and 2.5 rpg in 12.2 mpg.

Bryant was a First Team All-Big East selection as a senior at Seton Hall in 1987-88, averaging 20.5 ppg and 9.1 rpg for the Pirates. The 6-9 forward led the school to its first-ever berth into the NCAA Tournament.

**DARKO RAJAKOVIC****ASSISTANT COACH**

Darko Rajakovic enters his sixth season with the Oklahoma City Thunder organization and fourth as assistant coach. A Serbian native, Rajakovic spent his first two seasons with the organization as head coach of the Tulsa 66ers. Rajakovic became the first head coach born outside of North America in NBA G League history. The 36-year-old boasts a diverse coaching background with an emphasis in player development.

Rajakovic holds a career NBA G League record of 51-49. During his two seasons with the 66ers, Tulsa has been assigned seven players from Oklahoma City a total of 50 times (the most in the league during that stretch).

Rajakovic has also seen five of his 66ers players receive NBA GATORADE Call-Ups to the NBA, including four to the Thunder (Grant Jerrett, Daniel Orton, Mustafa Shakur and Reggie Williams). He coached 11 Tulsa players over the past two years who were on an NBA roster in the 2013-14 season.

Prior to joining the 66ers, Rajakovic had spent the previous three years as the head coach of Espacio Torrelodones of the Spanish EBA League.

Rajakovic began his coaching career at 16 years old with BC Borac Cacak in Cacak, Serbia where he coached the club to two national tournaments.

Rajakovic received a basketball coaching degree from the Belgrade Basketball Academy in 2004 and a degree in sports management from BK University in Belgrade in 2006. Rajakovic speaks Serbian, Croatian and Bosnian languages as native, but is also fluent in English, Spanish and basic Greek.

**VIN BHAVNANI****ASSISTANT COACH**

Vin Bhavnani enters his 10th season with Oklahoma City and his second as an assistant coach. Bhavnani spent his past five years with the Thunder organization as Manager of Advance Scouting/Player Development and his first two years serving as the team's Video Coordinator. Prior to joining the Thunder, Bhavnani spent two seasons with the San Antonio Spurs as the assistant video coordinator. He started his NBA career with the Los Angeles Clippers as an intern in the video department in 2004.

Prior to joining the Clippers, Bhavnani spent one season as an assistant coach for the women's basketball team at Santa Monica Junior College. The Los Angeles, California, native is a 2003 graduate of the University of Southern California.

**ROYAL IVEY****ASSISTANT COACH**

Royal Ivey is set to begin his second season with the Oklahoma City Thunder as an assistant coach after spending the 2015-16 season as a player development assistant and the 2014-15 season as an assistant coach with the Oklahoma City Blue of the NBA G League. In his role as a player development assistant, Ivey became the first former Oklahoma City player to join the Thunder's coaching ranks.

During his season with the Blue, Ivey helped guide the team to a 28-22 record and an appearance in the NBA D-League Playoffs.

Ivey enjoyed a 10-year NBA playing career that included 61 appearances as a member of the Oklahoma City Thunder. In 492 career NBA games (114 starts) with Oklahoma City, Atlanta, Milwaukee and Philadelphia, Ivey averaged 3.3 points, 1.1 rebounds and 1.1 assists. Ivey was a member of the Thunder for a combined 208 regular season and playoff games. After playing Oklahoma City in 2010-11 and 2011-12, Ivey most recently joined the Thunder via a 10-day contract during the 2013-14 season.

Ivey was originally selected with the 37th overall pick in the 2004 NBA Draft by the Atlanta Hawks.

Born in New York City, Ivey attended the University of Texas as a four-year starter for the Longhorns basketball team. He holds a bachelor's degree in applied learning and science.

**BILLY SCHMIDT****DIRECTOR OF QUALITY CONTROL**

Billy Schmidt is set to begin his third season with the Thunder where he currently serves as a director of quality control after spending the past two decades coaching at the collegiate level.

Most recently, Schmidt spent the 2014-15 season at the University of Florida where he served under Billy Donovan as assistant to the head coach.

Before making the move to Gainesville, Schmidt spent the prior three seasons at Georgia Tech and eight seasons at the University of Dayton.

During his tenure at Dayton, Schmidt was named associate head coach prior to the start of the 2009-10 season. This came shortly after Schmidt was voted the Atlantic 10's top assistant coach in a poll of league coaches. During his eight seasons with Dayton, Schmidt helped lead the Flyers to 172 victories, two NCAA Tournament appearances and three NIT berths.

Schmidt moved to Dayton after nine seasons coaching in the SEC, Big East and Big Ten. Schmidt enjoyed a pair of coaching stops under Tommy Amaker at Seton Hall and Michigan.

Prior to Seton Hall, Schmidt worked under former Kevin O'Neill at Northwestern, where he was an assistant coach from 1997-2000, and at Tennessee from 1994-1997. Schmidt joined the Volunteer staff as an administrative assistant in 1994 and was promoted to an assistant coach in 1996.

A native of Stamford, Conn., Schmidt began his coaching career in the high school ranks, serving as an assistant coach to Steve Smith at Oak Hill Academy in Mouth of Wilson, Virginia, for two years (1992-94). During his tenure, Oak Hill won back-to-back national championships.

Schmidt graduated with honors from Wake Forest in 1992 with a Bachelor of Science degree in secondary education. While at Wake Forest, Schmidt was a manager and coaches' aide for the Demon Deacons program for four years (1988-92). He holds a Master's Degree in Sport Management from the University of Tennessee.





## BASKETBALL OPERATIONS



### TROY WEAVER

#### VICE PRESIDENT OF BASKETBALL OPERATIONS

Troy Weaver begins his 10th season with Oklahoma City and his first at the team's Vice President of Basketball Operations. Weaver spent the previous seven seasons serving as the Thunder's Vice President/Assistant General Manager. Weaver joined the Thunder in May of 2008 and assists General Manager Sam Presti with roster development and day-to-day basketball operations. In addition, he coordinates the team's player personnel matters including NBA Draft preparation, player free agency and summer league roster.

Weaver held the position of director of player personnel for the Utah Jazz in 2007-08. He spent three seasons (2004-07) as head scout for the Jazz before his promotion to director of player personnel.

Prior to joining the Jazz, Weaver was an assistant coach at Syracuse University for four seasons (2000-04). The Orangemen won the 2003 NCAA National Championship led by Weaver recruit Carmelo Anthony. In addition to his experience at Syracuse, Weaver spent time as an assistant coach at New Mexico (1999-2000) and Pittsburgh (1996-99).

Prior to his collegiate coaching days, Weaver amassed an 85-17 record as an AAU coach in Washington, D.C. He guided the DC Assault to the 1996 AAU Tournament of Champions.

Weaver graduated with an associate's degree from Prince George's Community College (MD) in 1991, where he also played one season of basketball.



### ROB HENNIGAN

#### VICE PRESIDENT OF INSIGHT & FORESIGHT

Rob Hennigan returns to the Thunder front office after spending the past five seasons as the General Manager of the Orlando Magic. In his current role with the Thunder, Hennigan will oversee key functions that include Strategic Planning, Data Science & Solutions and Information Management & Counsel.

During Hennigan's previous tenure in Oklahoma City (2008-2012), he helped lead a turnaround that saw Oklahoma City go from a 23-win team in 2008-09 to a spot in the NBA Finals in 2012. He most recently served as the team's Assistant General Manager/Player

Personnel.

Prior to joining the Thunder, Hennigan spent four seasons with the San Antonio Spurs. He was named Director of Basketball Operations in September of 2007 after starting with the organization as an intern during the 2004-05 season. The Spurs won the NBA World Championship in 2004-05 and 2006-07.

A native of Worcester, Mass., Hennigan graduated with a degree in broadcast journalism from Emerson College in 2004. He was named a Division III All-American, an Academic All-American as a senior and at the conclusion of his collegiate career, Hennigan finished as Emerson's all-time leading scorer.



### WILL DAWKINS

#### VICE PRESIDENT OF IDENTIFICATION & INTELLIGENCE

Will Dawkins begins his 10th year with the Thunder organization and his first as the team's Vice President of Identification & Intelligence. During Dawkins' 10 seasons, he has served in varying capacities including front office intern, assistant video coordinator, scouting coordinator and the previous five seasons as the team's Director of College Player Personnel.

In his current capacity, Dawkins is responsible for overseeing the professional and amateur evaluation departments both domestically and internationally. He also works closely with the Insight and Foresight department.

A native of Springfield, MA Dawkins led the High School of Commerce to the 2004 Division I State Championship, while earning the honor of Western Massachusetts Player of the Year. He went on to graduate from Emerson College with a degree in Broadcast Journalism. While at Emerson he served as captain of the men's basketball team and became a two time Arthur Ashe Sports Scholar All American. In 2015 he was inducted into the Springfield Massachusetts Sports Hall of Fame.

Dawkins, his wife, Tara and their one-year-old son "Trey" currently reside in Edmond.

## BASKETBALL OPERATIONS



### PAUL RIVERS

#### VICE PRESIDENT / CHIEF OF STAFF

Paul Rivers enters his 10th season with the Oklahoma City Thunder and his first as the team's Vice President / Chief of Staff. Prior to assuming his elevated position with the Thunder, Rivers served as the team's Director of Basketball Operations and previously spent three seasons with the club serving as Director of Basketball Administration & Technology.

In his current role with the team, Rivers works closely with various facets of the front office and basketball operations while overseeing both long term and day to day initiatives for the club. Rivers also oversees all aspects of the Thunder technology program and works closely with the Thunder coaching staff and leadership team to keep the organization on the leading edge of technological advances.

The Bloomfield Hills, MI. native was an integral part of the design and construction of the INTEGRIS Thunder Development Center in Northeast Oklahoma City. Rivers oversaw the layout design and overall construction of the facility on behalf of the Thunder organization.

Rivers served as a video coordinator with the Detroit Pistons from 2005-07, assisting the coaching staff during practices and games while also handling all of the club's video operations and footage.

Rivers began his NBA career with the San Antonio Spurs as a video coordinator during the 2004-05 season. Prior to joining the Spurs, he spent two years at Michigan State University. Rivers served as video coordinator under head coach Tom Izzo and the men's basketball team in 2003-04, and for the Spartans' women's basketball team during the 2002-03 season.



### DR. DONNIE STRACK

#### VICE PRESIDENT OF HUMAN & PLAYER PERFORMANCE

Dr. Strack begins his 10th season in Oklahoma City where he currently serves as the Vice President of Human & Player Performance. He is responsible for leading the medical and performance staff in providing comprehensive, evidence-based services for Thunder players through innovation, research, and integration of multiple health care professionals.

From 2005-2008, Dr. Strack was in private practice as a physical therapist at Orthopaedic Physical Therapy Services in Wellesley Hills, Mass. Dr. Strack graduated with a Doctor of Physical Therapy degree from the University of Indianapolis in 2005. He earned his undergraduate degree from the University of Indianapolis in 2002 and was awarded the Athletic Training Department Performance Award that same year.

Dr. Strack's first role with an NBA team came in the sixth grade as a ball boy for the Indiana Pacers. He later served as a Graduate Assistant athletic trainer for the Indiana Pacers from 2002-2005. Dr. Strack also served as an athletic trainer during the 2002 World Basketball Championships in Indianapolis and the RCA Tennis Championships in 2001 and 2002.

In 2010, Dr. Strack completed his post doctorate fellowship in manual therapy from Regis University. He is board certified in Orthopaedic Physical Therapy (OCS) by the American Board of Physical Therapy Specialties and is a Fellow in the American Academy of Orthopaedic Manual Physical Therapists (FAOMPT).

Dr. Strack lives in Arcadia with his wife, Sarah, and their 6 children – Ellabeth (10), Anderson (8), Lilajeon (7), Evaleigh (4), Harrison (2) and Islarose (newborn).





## BASKETBALL OPERATIONS



### JOE SHARPE SENIOR ATHLETIC TRAINER

Joe Sharpe enters his 10th season with the Thunder where he serves as the senior athletic trainer. Before joining the Thunder organization, Sharpe spent four seasons as head athletic trainer for the Charlotte Bobcats. Prior to Charlotte, Sharpe was the head strength and conditioning coach/assistant athletic trainer with the Minnesota Timberwolves for two seasons, which included the team's Midwest Division title and run to the Western Conference Finals.

Sharpe has been an active participant in the USA Basketball program dating back to 2002. During the summer of 2012 and 2016, Sharpe won a gold medal while serving as athletic trainer for the men's USA Basketball Olympic team.

During his time with USAB, Sharpe served on staff for one Olympic gold medal and two gold medals at the FIBA World championships. His involvement with USAB dates back more than a decade and includes volunteer service at the Under-18, Under-19, and men's national team levels.

In 2007, Sharpe participated in the NBA's Basketball Without Borders camp held in Johannesburg, South Africa.

Sharpe was previously the head basketball athletic trainer at the University of Connecticut during a nine-year stint with the Huskies that included its 1999 NCAA Championship season.

Joe and his wife, Jennifer, have two children, Joseph and Jayme.



### MARC ST. YVES VICE PRESIDENT OF LOGISTICS & ENGAGEMENT

Marc St. Yves enters his 39th season with the club and his first year as Vice President of Logistics & Engagement. He previously held the title of Director of Team Operations for the last nine years and prior to that, served as the team's equipment manager for 25 years.

St. Yves is responsible for all team operations including security, facility operations, equipment and travel. St. Yves travels full time with the team and is responsible for all of the club's logistical needs while on the road. He started his association with the Thunder organization as a 13-year-old ball boy during the team's 1979-80 season in Seattle. Five years later, he was named assistant equipment manager and became the franchise's primary equipment manager in 1985.

Marc and his wife, Karie, have one son Skylar. St. Yves hobbies include fly fishing, golf and outdoor pursuits.



### MATT TUMBLESON VICE PRESIDENT OF BASKETBALL COMMUNICATIONS & ENGAGEMENT

Matt Tumbleson begins his seventh season with the Oklahoma City Thunder and first as the team's Vice President of Basketball Communications & Engagement. He previously served as the Thunder's Director of Basketball Communications for six years.

Tumbleson and the Basketball Communications staff are responsible for promoting the endeavors of the Thunder players, coaches and front office staff both on and off the court. He is also responsible for managing the day-to-day requests from local, national and international media. Additionally, Tumbleson oversees the organization's Community and Lifestyle Services function.

Prior to joining the Thunder, Tumbleson served three-plus years as the primary media contact for the Memphis Grizzlies for all business operations, FedExForum and team content away from the court. During the 2010-11 season, Tumbleson took over all team on-court communications initiatives in addition to his previous responsibilities as the Senior Manager of Communications and Publications. Before his stint in Memphis, the Illinois native worked on the team side of communications for the New Jersey Nets and San Antonio Spurs. During the 2005-06 season, Tumbleson worked for both the Spurs media relations and basketball operations department.

Matt resides in Edmond with his wife, Christina, and their three children, Teddy, Audrey and Liv.







## BASKETBALL OPERATIONS STAFF



**MICHAEL ASHTON**  
PHYSICAL THERAPIST &  
ATHLETIC TRAINER



**OJ AWORO**  
PRO EVALUATION  
COORDINATOR



**BRANDON BARNETT**  
SENIOR PRO  
EVALUATION SCOUT



**ANGELA CHARLTON**  
DIRECTOR OF WELLNESS



**MICHAEL CHATMAN**  
DIRECTOR OF SECURITY



**CHRIS CONDIT**  
TRAVEL & LOGISTICS  
COORDINATOR



**WILLIE CRUZ**  
ATHLETIC PERFORMANCE  
COORDINATOR



**MIKE DAVIS**  
PHYSICAL THERAPIST



**GREG FLOOD**  
DATA SCIENCE &  
SOLUTIONS SCIENTIST



**JESSE GOULD**  
DIRECTOR OF PRO EVALUATION



**AMANDA GREEN**  
DIRECTOR OF INFORMATION  
MANAGEMENT & COUNSEL



**KEVIN HYDE**  
ATHLETIC PERFORMANCE  
COACH



**PAUL JOHNSON**  
PRO EVALUATION  
COORDINATOR



**DREW JONES**  
SENIOR PERFORMANCE ANALYSIS  
LEAD & PLAYER DEVELOPMENT COACH



**TONY KATZENMEIER**  
ATHLETIC TRAINER



**RYAN LAMBERT**  
SENIOR AMATEUR  
EVALUATION SCOUT



**BRIAN LAPSLEY**  
DATA SCIENCE & SOLUTIONS  
SOFTWARE DEVELOPER



**AYANA LAWSON**  
DIRECTOR OF COMMUNITY &  
LIFESTYLE SERVICES



**BLAKE MCLEAN**  
SENIOR PERFORMANCE  
SCIENCE LEAD



**BRANDON MILLER**  
SENIOR AMATEUR  
EVALUATION SCOUT



**ANDREW PAUL**  
SENIOR ATHLETIC  
PERFORMANCE COACH



**TOM PERRY**  
DIRECTOR OF DATA SCIENCE  
& SOLUTIONS



**SEBASTIAN PRUITT**  
PRO EVALUATION SCOUT



**JUDY RIDDLE**  
TRAVEL COORDINATOR



**JENNY RUSSELL**  
PERFORMANCE SCIENCE  
COORDINATOR



**STEVE SCALZI**  
DIRECTOR OF  
PERFORMANCE ANALYSIS



**RYAN SHEA**  
DATA SCIENCE &  
SOLUTIONS SCIENTIST



**JOHNNY SHULTS**  
SENIOR FACILITY  
OPERATIONS LEAD



**FORTUNE SOLOMON**  
PLAYER DEVELOPMENT  
ANALYST



**WYNN SULLIVAN**  
DIRECTOR OF  
STRATEGIC PLANNING



**WILSON TAYLOR**  
SENIOR LOGISTICS LEAD



**STEFFEN THOMAS**  
ATHLETIC PERFORMANCE  
COACH



**EZRA VAN NEGRI**  
STRATEGIC PLANNING ANALYST



**MIKE WILKS**  
SENIOR PRO  
EVALUATION SCOUT



**OLIVER WINTERBONE**  
DIRECTOR OF PLAYER  
DEVELOPMENT



**GLENN WONG**  
EXECUTIVE ASSISTANT



The Oklahoma City Blue will begin its 10th season as the Thunder's NBA G League affiliate. Originally purchased in 2008 by the Professional Basketball Club, LLC, the Thunder's development team played its first six seasons as the Tulsa 66ers before being relocated to Oklahoma City in 2014.

The Thunder has displayed a strong history of utilizing its G League affiliate and developing both players and staff. Since Oklahoma City entered a single-affiliate relationship before the 2008-09 season, the Thunder has assigned a player to its G League club 121 times – the most assignments by an NBA team during that span. Nineteen different Thunder players have been assigned in the past eight seasons.

Oklahoma City has been active in "calling up" players from its G League affiliate. The Thunder has called up a player from this club on 13 occasions since 2008 – the most call-ups between associated teams in that stretch.

The Thunder has also utilized its G League team through developing NBA coaches. The past three coaches of this team have received "call-ups" to the NBA ranks. Darko Rajakovic (2012-14) is an assistant coach with Oklahoma City and Dale Osbourne (2011-12) and Nate Tibbets (2009-11) are both assistants with Portland. During the 2015-16 season, current Head Coach Mark Daigneault was elevated to the Thunder bench on Feb. 17 and the Blue finished the season playing under Assistant Coach Jarell Christian.

Throughout last season, Thunder guard Semaj Christon and forward Josh Huestis were assigned to the Blue, as the team advanced to the Western Conference Finals for the first time under Daigneault. Christon was assigned for four games and averaged 18.0 points, 5.3 assists and 3.8 rebounds. Huestis was assigned for a total of 38 games, 32 regular season and six playoff, and averaged 15.1 points, 6.3 rebounds and 1.76 blocks per game.

The Blue will host 24 home games this upcoming season, with 22 games at the Cox Convention Center and two Field Trip Day games, one at the INTRUST Bank Arena in Wichita, Kansas and the other across the street at Chesapeake Energy Arena.



## MARK DAIGNEAULT HEAD COACH

Mark Daigneault (DAYG-nalt) enters his fourth season as head coach of the Oklahoma City Blue.

The Blue wrapped up a franchise record-setting season in 2016-17, tallying a franchise-record 34 wins, finishing as the regular-season Western Conference Champions and advancing to the Western Conference Finals for the first time under Daigneault.

In 2015-16, the Blue led the NBA G League in rebounding with 48.1 boards a game. Daigneault joined Billy Donovan's Thunder coaching staff midseason on Feb. 17 in place of Thunder assistant Maurice Cheeks, who was sidelined for six weeks due to hip surgery. Daigneault remained with the Thunder for the conclusion of the 2015-16 season and entirety of the Thunder's postseason campaign to the Western Conference Finals.

In his first season at the helm of the Thunder's NBA G League team, Daigneault led the Blue to a 28-22 record and an appearance in the NBAGL Western Conference Semifinals.

Under his watch the past three seasons, the Blue has seen four players called up to NBA rosters (Semaj Christon, Josh Huestis, Dwight Buycks and Reggie Williams) and five Thunder players assigned (Semaj Christon, Grant Jerrett, Josh Huestis, Mitch McGary and Cameron Payne).

Daigneault came to Oklahoma City after spending his previous four years working under Donovan at the University of Florida, where he most recently held the position of Assistant to the Head Coach. Throughout his four years at Florida, the Gators totaled a record of 120-30 (.800), won three SEC titles and advanced to the Elite Eight each year. In his final season with UF (2013-14), the Gators became the first SEC team to go 18-0 in conference play and went on to win the SEC Championship and advance to the Final Four.

Prior to his time at Florida, Daigneault spent three seasons as an assistant coach at Holy Cross. During Daigneault's tenure, the Crusaders finished as runner-up of the Patriot League Championship in 2008-09.

A 2007 graduate of the University of Connecticut, Daigneault served as a student manager with the Huskies under Jim Calhoun from 2003-07. While at UCONN, the Huskies won the 2004 NCAA Championship and claimed three Big East titles, posting a combined record of 103-32 (.763). A native of Leominster, Mass., Daigneault holds a master's degree in sports management from the University of Florida.



**DAVID AKINYOOYE**  
ASSISTANT COACH



**JARELL CHRISTIAN**  
ASSISTANT COACH



**TAJ FINGER**  
ASSISTANT COACH



**GRANT GIBBS**  
ASSISTANT COACH





## 2017-18 NBA OFFICE DIRECTORY

**NEW YORK**  
Olympic Tower  
645 Fifth Avenue  
New York, NY 10022  
Telephone: (212) 407-8000  
Fax: (212) 832-3861

**NEW JERSEY**  
100 Plaza Drive  
Secaucus, NJ 07094  
Telephone: (201) 865-1500  
Fax: (201) 974-5973

## INTERNATIONAL OFFICES

### EUROPE

#### Headquarters - NBA EMEA

Endeavour House  
189 Shaftesbury Avenue  
London, United Kingdom WC2H 8JR  
Telephone: +44-20-7420-8900

#### SPAIN

Leganitos Street 6th Floor  
28013 Madrid, Spain  
Ignasi Castello, Communications, Cell: +34-610-200-051

#### AFRICA

6th Floor GreenPark Corner, Cnr West Road South and Lower Road  
Morningside 2196  
Johannesburg, South Africa  
Telephone: +27-100-072-668

#### INDIA

Tower 1, 10th Floor  
Indiabulls Finance Center  
Senapati Bapat Marg Mumbai  
Maharashtra 400013  
Telephone: +91-22-6124-6100

### LATIN AMERICA

#### BRAZIL

Av Borges de Medeiros, 633  
Sala 301 - Leblon  
Rio de Janeiro, RJ, Brazil 22430-041  
Telephone: +55-21-3206-6400  
Fax: +55-21-2586-6001

#### MEXICO

Av. Prolongacion Paseo de la Reforma 1236, Planta baja  
Col. Desarrollo Santa Fe, CP. 05348  
Del. Cuajimalpa de Morelos, Ciudad de Mexico Mexico 01210

#### CANADA

50 Bay Street  
Suite 1402  
Toronto, Ontario  
Canada M5J 3A5  
Telephone: (416) 682-2000  
Fax: (416) 364-0205

### ASIA/PACIFIC

#### HONG KONG

Room 3101, Lee Gardens One  
33 Hysan Avenue  
Causeway Bay, Hong Kong  
Telephone: +852-2843-9600  
Fax: +852-2536-4808

#### TAIWAN

Suite 1303, No. 88, Section 2  
Chung Hsiao East Road  
Taipei, Taiwan ROC 100  
Telephone: +886-2-2397-8000  
Fax: +886-2-2358-1098

#### PHILIPPINES

Unit 1701, World Plaza Building  
5th Avenue corner 30th Street Bonifacio Global City  
Taguig, 1634 Philippines  
Jandric Lim, Communications; Cell: +63 (917) 791-9457

#### CHINA—BEIJING

19th Floor, Office Tower 2, China Central Place  
No. 79 Jianguo Road, Chaoyang District  
Beijing, China 100025  
Telephone: +86-10-5200-8200  
Fax: +86-10-5200-8202

#### CHINA—SHANGHAI

Unit 2703-2708, 27F, Tower 2 Plaza 66  
1366 Nanjing West Road, Jing An District  
Shanghai, China 200040  
Telephone: +86-21-6137-2200  
Fax: +86-21-6288-9920



## 2017-18 NBA G LEAGUE DIRECTORY



### NBA G League Office

Olympic Tower, 645 5th Avenue; New York, NY 10022  
Media Relations: Joanna Shapiro (jshapiro@nba.com);  
Mike Perrelli (mperrelli@nba.com)

**Agua Caliente Clippers of Ontario**  
Tel: (909) 409-9090  
Arena: Citizens Business Bank Arena  
Media Relations Contact: TBD  
Website: TBD  
NBA Affiliation: LA Clippers

#### Austin Spurs

13581 Pond Springs Road, Suite 108, Austin, TX 78729  
Tel: (512) 236-8333; Fax: (512) 236-8444  
Arena: H-E-B Center at Cedar Park  
Media Relations Contact: Perri Trivillion (ptrivillion@attcenter.com)  
Website: www.austinspurs.com  
NBA Affiliation: San Antonio

#### Canton Charge

1101 Market Avenue North; Canton, OH 44702  
Tel: (866) 444-1944; Fax: (330) 489-1703  
Arena: Canton Memorial Civic Center  
Media Relations Contact: Sean Wyatt (swyatt@cantoncharge.com)  
Website: www.cantoncharge.com  
NBA Affiliation: Cleveland

#### Delaware 87ers

300 Martin Luther King Blvd, Ste. 200; Wilmington, DE 19801  
Tel: (302) 504-7587; Fax: (302) 351-5370  
Arena: Bob Carpenter Center  
Media Relations Contact: Amanda Janczak (amandajanczak@sevens.com)  
Website: www.sevens.com  
NBA Affiliation: Philadelphia

#### Erie BayHawks

110 East 8th Street; Erie, PA 16501  
Tel: (814) 790-5600; Fax: (814) 790-5608  
Arena: Erie Insurance Arena  
Media Relations Contact: Billy Hartman (billy.hartman@nbaerie.com)  
Website: www.nbaerie.com  
NBA Affiliation: Atlanta

#### Fort Wayne Mad Ants

1910 St. Joe Center Rd, Suite 61; Fort Wayne, IN 46825  
Tel: (260) 469-4667; Fax: (260) 469-4674  
Arena: Allen County War Memorial Coliseum  
Media Relations Contact: Ryan Stevens (rstevens@ftwymadants.com)  
Website: www.ftwymadants.com  
NBA Affiliation: Indiana

#### Grand Rapids Drive

40 Monroe Center NW, Ste 11; Grand Rapids MI 49503  
Tel: (844) 473-7483  
Arena: DeltaPlex Arena  
Media Relations Contact: Sarah Parfet Jbara (spj@nbagrandsdrives.com)  
Website: www.nbagrandsdrives.com  
NBA Affiliation: Detroit

#### Greensboro Swarm

2411 West Gate City Blvd.; Greensboro, NC 27403  
Tel: (336) 907-3600  
Arena: Fieldhouse at the Greensboro Coliseum Complex  
Media Relations Contact: TBD  
Website: www.gsoswarm.com  
NBA Affiliation: Charlotte

#### Iowa Wolves

720 3rd Street; Des Moines, Iowa 50309  
Tel: (515) 564-8550; Fax: (515) 564-8551  
Arena: Wells Fargo Arena  
Media Relations Contact: Seth Nutting (seth.nutting@iawolves.com)  
Website: www.iawolves.com  
NBA Affiliation: Minnesota

#### Lakeland Magic

701 West Lime Street, Lakeland, FL 33815  
Tel: (863) 825-3258; Fax: (863) 825-3279  
Arena: RP Funding Center  
Media Relations Contact: Ashley Foss (afoss@lakelandmagic.com)  
Website: www.lakelandmagic.com  
NBA Affiliation: Orlando

#### Long Island Nets

168 39th Street, 8th Floor; Brooklyn, NY 11232  
Tel: (718) 215-2299; Fax: (718) 522-3544  
Arena: NYCB Live's Nassau Coliseum  
Media Relations Contact: Megan Walsh (mwalsh@brooklynets.com)  
Website: www.longislandnets.com  
NBA Affiliation: Brooklyn

#### Maine Red Claws

550 Forest Avenue; Portland, ME 04012  
Tel: (207) 210-6655; Fax: (207) 210-6659  
Arena: Portland Exposition Building  
Media Relations Contact: Evans Boston (eboston@maineredclaws.com)  
Website: www.maineredclaws.com  
NBA Affiliation: Boston

#### Memphis Hustle

191 Beale Street; Memphis, TN 28103  
Tel: (901) 205-1234; Fax: (901) 205-1244  
Arena: The Landers Center  
Media Relations Contact: Geoffrey Langham (glangham@grizzlies.com)  
Website: www.memphishustle.com  
NBA Affiliation: Memphis

#### Northern Arizona Suns

3201 N. Main Street; Prescott Valley, AZ 86314  
Tel: (928) 772-7867  
Arena: Prescott Valley Event Center  
Media Relations Contact: Jake Withee (jwithee@nazzsuns.com)  
Website: www.nazzsuns.com  
NBA Affiliation: Phoenix

#### Oklahoma City Blue

2018 Thunder Drive, Oklahoma City, OK 73102  
Tel: (405) 208-4800; Fax: (405) 429-7900  
Arena: Cox Convention Center  
Media Relations Contact: Laila Wani (lwani@okcthunder.com)  
Website: www.oklahomacityblue.com  
NBA Affiliation: Oklahoma City

#### Raptors 905

5600 Rose Cherry Place; Mississauga, ON L4Z4B6  
Tel: (416) 815-5600 Fax: (416) 357-9205  
Arena: Hershey Centre  
Media Relations Contact: Stefano Toniutti (stefano.toniutti@mlse.com)  
Website: www.raptors905.com  
NBA Affiliation: Toronto

#### Reno Bighorns

50 West Liberty Street, Ste. 201; Reno, NV 89501  
Tel: (775) 853-8200  
Arena: Reno Event Center  
Media Relations Contact: Kyle Jones (kjones@renobighorns.com)  
Website: www.renobighorns.com  
NBA Affiliation: Sacramento

#### Rio Grande Valley Vipers

4500 North 10th Street, Suite 315; McAllen, TX 78504  
Tel: (956) 972-1144; Fax: (956) 972-1150  
Arena: State Farm Arena  
Media Relations Contact: Anwar Chagollan (anwar@rgvfc.com)  
Website: www.rgvipers.com  
NBA Affiliation: Houston

#### Salt Lake City Stars

301 West South Temple; Salt Lake City, UT 84101  
Tel: (801) 325-2500  
Arena: Lifetime Activities Center - Bruin Arena  
Media Relations: Gina Calvert (gina.calvert@slcstars.com)  
NBA Affiliation: Utah

#### Santa Cruz Warriors

903 Pacific Avenue, Suite 101; Santa Cruz, CA 95060  
Tel: (831) 731-4396; Fax: (831) 466-3201  
Arena: Kaiser Permanente Arena  
Media Relations Contact: Massimo Degaudenzi (massimo@santacruzbasketball.com)  
Website: www.santacruzbasketball.com  
NBA Affiliation: Golden State

#### Sioux Falls Skyforce

2131 South Minnesota Ave; Sioux Falls, SD 57105  
Tel: (605) 332-0605; Fax: (605) 332-2305  
Arena: Sanford Pentagon  
Media Relations Contact: Matt Dykstra (mattydykstra@skyforceonline.com)  
Website: www.skyforceonline.com  
NBA Affiliation: Miami

#### South Bay Lakers

2275 E. Mariposa Ave.; El Segundo, CA 90245  
Tel: (310) 426-6000; Fax: (310) 426-6031  
Arena: Toyota Sports Center  
Media Relations Contact: Noah Camarena (ncamarena@sblakers.com)  
Website: www.sblakers.com  
NBA Affiliation: Los Angeles Lakers

#### Texas Legends

2601 Avenue of the Stars, Suite 300; Frisco, TX 75034  
Tel: (214) 469-0822; Fax: (214) 469-0823  
Arena: Dr. Pepper Arena  
Media Relations Contact: Britney Wynn (bwyynn@texlegends.com)  
Website: www.texlegends.com  
NBA Affiliation: Dallas

#### Westchester Knicks

198 Central Ave.; White Plains, NY 10606  
Tel: (914) 559-6888  
Arena: Westchester County Center  
Media Relations Contact: Katie Hatch (katie.hatch@msg.com)  
Website: www.westchesterknicks.com  
NBA Affiliation: New York

#### Windy City Bulls

5333 Prairie Stone Parkway; Hoffman Estates, IL 60192  
Tel: (847) 396-7070  
Arena: Sears Centre Arena  
Media Relations Contact: Shannon Jones (sjones@bulls.com)  
Website: www.windycitybulls.com  
NBA Affiliation: Chicago

#### Wisconsin Herd

549 High Avenue; Oshkosh, WI 54901  
Tel: (920) 233-4374; Fax: (920) 744-0238  
Arena: Oshkosh Arena  
Media Relations Contact: Mallory Steinberg (msteinberg@wisconsinherd.com)  
Website: www.wisconsinherd.com  
NBA Affiliation: Milwaukee





NBA CARES



**NBA Cares** is the league's global social responsibility program that builds on the NBA's mission of addressing important social issues. NBA Cares programs and participants have provided more than 4.1 million hours of hands-on service and created more than 1,115 places where kids and families can live, learn or play in communities around the world. The NBA also engages more than 18 million youth annually, inspiring play and teaching the values of the game. NBA Cares works with internationally recognized youth-serving programs that support education, youth and family development, and health-related causes, including: Thurgood Marshall College Fund, Special Olympics, YMCA of the USA, Boys & Girls Clubs of America, UNICEF, the Make-A-Wish Foundation, Share Our Strength and GLSEN.



OKLAHOMA CITY THUNDER IN THE COMMUNITY



Through Thunder programs, player initiatives and the Thunder Cares Foundation, the Thunder directly impacts individuals and organizations throughout the state every day of the year. The team has partnered with hundreds of Oklahoma non-profits, schools and civic organizations to give an assist to our neighbors in need.

Thunder community programs focus primarily on literacy, STEM education, fit-

ness and nutrition. Through all its efforts, the Thunder strives to spread smiles and share hope throughout the community we call home.

In 2016-17, the Thunder led the league in player community appearances. The Thunder Cares Foundation is on track to complete the building or renovation of 20 basketball courts by the end of this season since the initiative began in 2010.







## UNIFORMS AND OFFICIAL MARKS



PRIMARY ICON

HOME UNIFORM



ROAD UNIFORM



THUNDER PRIDE UNIFORM



## RUMBLE THE BISON

### BIRTHDATE

Unknown

### BIRTHPLACE

Arbuckle Mountains

### DEBUT

02/12/2009

### TALENTS/SKILLS

Drums, still walking, mini-trampoline dunking, juggling, unicycle, inline skating, belaying

### AWARDS

2009 NBA Mascot of the Year (voted by NBA Mascots)

### RUMBLE'S STORY:

For hundreds of years the tale has been told around Native American campfires. A great herd of American bison was lost in the Arbuckle Mountains during a ferocious storm – the kind only Oklahoma can produce.

Hail fell and tornadoes spun all around the herd as they stampeded, trying to find their way down to the safety of the plains.

One lone bison stayed behind as he helped each of his friends escape down a treacherous ravine. Once all of his friends were safe he began his descent only to find his way blocked by fallen boulders.

Lost, he climbed to the tallest peak; left to face the storm alone and searching for a way down the mountain, he was struck by a bolt of lightning.

The bolt did not destroy him, but, by the power of the god of thunder, changed him. Suddenly, he walked on two legs like a man. He possessed amazing strength and agility – he could jump higher, run faster, think more clearly than any beast.

But because he was no longer just a bison – and yet not a man – he was alone.

With many sightings, the legend grew through the years, of a mighty bison, with remarkable powers, roaming the hills alone.

Not until a group of men who carried similar powers came to Oklahoma City did he find somewhere he belonged. These men also possessed the power to jump higher, run faster, and perform acrobatic dunks more spectacular than anyone in the land. They too carried the roar of Thunder every time they took to the court.

So he joined their team. And the new legend of Rumble was born.



For Rumble appearances, please call 405.208.4800 or go to [okcthunder.com/rumble](http://okcthunder.com/rumble)







## CHESAPEAKE ENERGY ARENA



### CHESAPEAKE ENERGY ARENA

Home to the NBA's Oklahoma City Thunder, Chesapeake Energy Arena also plays host to major concerts, family shows, sporting events and the latest in show-stopping entertainment. While it is managed by SMG, Chesapeake Energy Arena is owned by the City of Oklahoma City and was the premier project of its visionary capital improvement program (MAPS) to finance new and upgraded sports, entertainment, cultural and convention facilities with a one-cent sales tax.

### IMPROVEMENTS

Oklahoma City voters overwhelmingly approved a one-cent sales tax in 2008 to fund major upgrades to Chesapeake Energy Arena. A series of renovations to the facility were completed in 2013. Upgrades include new state-of-the-art digital signage, a grand entrance, renovated concourses, new concession and restaurant options, team offices and a kids zone.

### LOCATION

Located near two major interstates, Chesapeake Energy Arena sits in the heart of a downtown renaissance, just

steps away from the Cox Convention Center, as well as hotels, restaurants and entertainment venues in downtown Oklahoma City and Bricktown.

### SEATING CAPACITIES

As a multi-purpose sports and entertainment facility, Chesapeake Energy Arena offers a variety of seating configurations with capacities ranging from less than 4,000 to over 18,000. The spacious 586,000-square-foot arena seats up to:

Basketball:	18,203
Concert (360-degree):	16,591
Concert (180-degree):	11,555
Concert (Theatre Style):	3,613

Accessible seats are available on each level of Chesapeake Energy Arena. The arena has a permanent ice floor, portable insulated flooring system and portable basketball floor to accommodate diverse event configurations. Chesapeake Energy Arena also offers an arena curtaining system with rigging capabilities for maximum flexibility.

## CHESAPEAKE ENERGY ARENA



### SUITES

Suite members enjoy an elevated view of the action and elite privileges from the comfort of a private suite. Suite members enjoy a personal suite attendant for in-suite food and beverage service, perfect for private dining and entertaining guests.

### TERRACE SUITES

Our terrace suites serve as an outstanding destination for the best in entertainment, networking, amenities and service. Perched "above the rim" atop Chesapeake Energy Arena's north and south baseline sections, terrace suites offer unparalleled luxury and astounding proximity to the sights, sounds and thrills generated from the action on the floor.

### CLUB SEATS

Cox Club Level members enjoy an elevated view of the action, elite privileges and many conveniences offered by our premier facility. These members have exclusive access to the Cox Club Level and its premium restaurants and bars, which are perfect for dining, entertaining and mingling with other club guests.

### LOCAL GASTROPUB

Located on the Cox Club Level, Local Gastropub offers upscale versions of traditional pub foods, plus a full-service bar with beer, wine and specialty cocktails. Along with the modern atmosphere, the gastropub features HDTVs and digital video boards. Guests can cap off their experience with a trip to the gelato case.

### THE COMMONS

The Commons features a dynamic central bar, upscale bar seating and fresh food options for fans on the Cox Club Level. The space connects the Grand Entrance to the Club Level on the south side of the arena.

### COURTSIDE CLUBS AND IN-SEAT SERVICE

Courtside members experience the game in the closest and most personal way possible. In addition to offering unparalleled proximity to the court, courtside memberships come with exclusive access to our premium courtside spaces, the Continental Courtside Club and the Pub, as well as behind-the-scenes views of the action and other exclusive privileges.

### THUNDER BOX

Located above Section 305, the Thunder Box offers a unique way to experience events at Chesapeake Energy Arena, perfect for company outings or other group events. With sightlines above all other seats in the arena, this location provides a private, all-inclusive environment, complete with added comfort and amenities not available in other locations.

### SKYBOXES AND SUMMIT SPACES

Skyboxes and Summit locations are private suites located above the 300 level, offering a view of every area of the inner bowl. These spaces are available for rent every game night and provide exclusive areas for smaller groups to gather.

### OLD NO. 7 CLUB

The Jack Daniel's Old No. 7 Club has transformed into a downtown destination for every event at Chesapeake Energy Arena. Guests at this upscale urban bar can enjoy a fun and energetic atmosphere, which transforms from a contemporary bar during game nights to an intimate postgame club. Top-shelf cocktails and premium beer are served alongside an updated menu of light appetizers to complement each guest's beverage of choice.

### BUDWEISER BREW HOUSE

The Budweiser Brew House is the largest restaurant in the arena open to all fans attending Thunder games. Located on the southwest side of Chesapeake Energy Arena and just inside the Grand Entrance, Budweiser Brew House is open on all Thunder game nights. For reservations, fans can call 405.601.4459.

### CONCESSION STANDS

Chesapeake Energy Arena features numerous concession stands and specialty vendors throughout the facility, offering guests a wide variety of food and beverage choices.

### SCOREBOARD

The scoreboard features a total of 10 full-motion video panels, providing an enhanced video and graphics presentation that keeps every fan in the middle of the action. The board also includes an LED ring to display video and text.

### PRESS FACILITIES

Media facilities include courtside seating and a working press area, as well as interview areas, dining areas and provisions for TV broadcast.

### LOCKER ROOMS

Chesapeake Energy Arena features four locker rooms, including one for the Oklahoma City Thunder and one for visiting NBA teams.

### BOX OFFICE

Chesapeake Energy Arena has a full-service box office located near the northeast entrance. For your convenience, the box office is open Monday through Friday from 10 a.m. to 6 p.m. Evening, weekend and holiday hours vary according to the Chesapeake Energy Arena event schedule. For further information or to purchase tickets online, please visit [chesapeakearena.com](http://chesapeakearena.com).





## CHESAPEAKE ENERGY ARENA TICKET MAP

### LOVE'S LOUD CITY

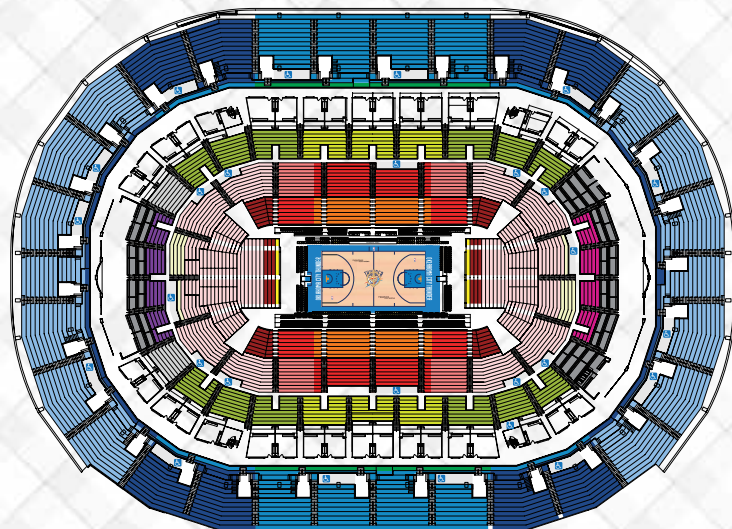
- Premier Balcony
- Balcony
- Mezzanine
- Loft

### COX CLUB LEVEL

- Baseline
- Center
- South Lower Terrace
- North Lower Terrace
- Terrace Suites

### LOWER LEVEL

- Champions Club
- Premier Sideline
- Low Post
- High Post
- Premier Baseline
- Baseline
- Baseline Loft



For season or group ticket information, call the Thunder office at 405.208.4800.

For single-game tickets sold by the team and authentic tickets from other fans, go to [okcthunder.com/tickets](http://okcthunder.com/tickets).

### CHESAPEAKE ENERGY ARENA FACTS AND FIGURES

CHESAPEAKE ENERGY ARENA OWNERSHIP	Chesapeake Energy Arena is owned by the City of Oklahoma City and managed by SMG, which is headquartered in Philadelphia, Pennsylvania.
OPENED	After breaking ground in the spring of 1999, construction began on the new downtown arena funded by MAPS, Oklahoma City's visionary capital improvement program designed to finance new and upgraded sports, entertainment, cultural and convention facilities with a one-cent sales tax. Doors opened June 8, 2002.
FIRST NBA GAME	New Orleans Hornets vs. Sacramento Kings, Nov. 1, 2005.
SEATING CAPACITY FOR THUNDER GAMES	18,203
LOCATION	Located near two major interstates, Chesapeake Energy Arena sits in the heart of a downtown renaissance, just steps away from the Cox Convention Center.
BOX OFFICE	Chesapeake Energy Arena has a full-service box office located near the northeast entrance.
ADDRESS	100 W. Reno Ave. • OKC, OK 73102
PHONE	405.602.8700

## BUSINESS OPERATIONS





## BUSINESS OPERATIONS



### **DANNY BARTH** EXECUTIVE VICE PRESIDENT AND CHIEF ADMINISTRATIVE OFFICER

An NBA executive since 1997, Danny Barth has served in his current position of executive vice president and chief administrative officer of the Oklahoma City Thunder since the team's inaugural season in 2008. In this role, he oversees all aspects of the team's business operations, driving its emphasis on building community partnerships and creating a first-class fan experience.

After overseeing the moving of the franchise's business operations to Oklahoma City, Barth shifted his focus to the team's growth and development, including overseeing the remodeling of Chesapeake Energy Arena to not only meet NBA requirements, but also to provide a strong fan-focused environment. The facility upgrades, which were completed in 2013, included new hospitality areas, enhanced seating and sightlines, modernized common areas and concourses, and the team's permanent corporate office.

Under Barth's leadership, the Thunder has become regarded throughout the industry as a leader in sports business and a model for best practices. Within its first five seasons, the team was recognized by ESPN The Magazine in its Ultimate Standings as the No. 1 professional sports franchise in North America and awarded Sports Team of the Year by the Sports Business Awards, presented by the Sports Business Journal. The national Make-A-Wish Foundation has honored the team with a Chris Greicius Celebrity Award, and Leadership Oklahoma has recognized the team with its Statewide Community Leadership Award.

Prior to his work with the Thunder, Barth served as interim president and CEO for two seasons with the Seattle Supersonics, having previously held positions as chief financial officer, vice president and controller for the team. He began his career with Price Waterhouse LLC, spending six years in the audit division in the corporation's Seattle and New York offices, where he specialized in retail and investment banking.

A graduate of Seattle University, Barth resides with his wife Julie and their two sons in Edmond.



### **BRIAN M. BYRNES** SENIOR VICE PRESIDENT, SALES AND MARKETING

Brian Byrnes joined the Thunder organization in April 2005, and developed and executed the strategic sales and marketing efforts to launch business operations in Oklahoma City in 2008. Byrnes' current responsibilities include oversight of ticket sales, retention and operations; luxury suite sales and hospitality; marketing and communications strategies such as brand management, advertising, promotions, graphic design, digital media, e-commerce and event presentation.

Capitalizing on the unique platform of being Oklahoma's first permanent major-league sports team, Byrnes continues to foster programming that extends the reach of the Thunder brand to fans throughout the region. Initiatives such as Thunder Alley and the Thunder Rewards Zone make the game-day experience accessible to all Thunder fans visiting Chesapeake Energy Arena. Year-round, the Blue Alliance connects local fans in towns across Oklahoma, while the OG&E ThunderBolt brings an interactive Thunder experience to regional fairs and neighborhood celebrations.

Previously, Byrnes served as executive vice president of business operations for the NHL's Phoenix Coyotes, guiding the organization through a rebranding that included a new corporate identity, logos and team uniforms. Prior to joining the Coyotes, Byrnes built nearly 10 years of experience with the NHL's Dallas Stars and MLB's Texas Rangers.

Byrnes is actively involved in the Thunder Cares Foundation, Allied Arts, Leadership Oklahoma City, the National Sports Forum and the Greater Oklahoma City Sports Consortium. A graduate of St. Mary's University in San Antonio, Byrnes and his wife Ashley reside with their three children in Edmond.

## BUSINESS OPERATIONS



### **CHRISTINE BERNEY** VICE PRESIDENT, COMMUNITY RELATIONS AND EXECUTIVE DIRECTOR, THUNDER CARES FOUNDATION

Christine Berney joined the Oklahoma City Thunder in 2008 and currently serves as vice president of Community Relations and executive director of the Thunder Cares Foundation.

During her tenure, Berney has helped establish the Thunder as a leader in the Oklahoma City community and as a partner with nonprofits across the state. She oversees the many ongoing community outreach programs and events the Thunder runs, as well as the Thunder Cares Foundation, which focuses on building and refurbishing community basketball courts across Oklahoma.

Berney's professional background includes public relations and community relations positions in both the corporate and nonprofit sectors. Originally from California, Berney earned her B.A. in English from Oregon State University and her M.F.A. in Creative Writing from the University of Massachusetts at Amherst.



### **TONY DRISCOLL** VICE PRESIDENT, BUSINESS DEVELOPMENT

Tony Driscoll serves the Thunder organization as vice president of Business Development, having joined the team in 2012. He leads the organization's efforts to foster relationships with existing business partners and to expand sponsorship opportunities.

Driscoll previously worked as vice president of sales and business development for the National Hot Rod Association (NHRA), headquartered out of Charlotte for the California-based organization.

Prior to that, he worked in several roles with the International Speedway Corporation (ISC), which owns and/or operates 13 NASCAR racetracks around the country. Over the course of 10 years with ISC, Driscoll rose to the position of senior director of partnership and integrated media sales, where he successfully developed and executed an expansive strategy to cultivate new partners, renew existing partnerships and integrate sales for numerous media outlets into the organization's corporate sales unit.

Driscoll is a graduate of Eastern Michigan University in Ypsilanti, Michigan.





## BUSINESS OPERATIONS



### SCOTT LOFT

#### VICE PRESIDENT, TICKET SALES, RETENTION AND DATABASE OPERATIONS

Scott Loft is an industry veteran with more than 25 years of professional sports leadership experience in the National Football League, National Hockey League and National Basketball Association.

Loft joined the Thunder in 2010 after three seasons with the Miami Dolphins and is responsible for the Thunder's overall strategy and tactics for all ticket sales, retention, database operations and business intelligence including season ticket sales, group ticket sales, executive suites and Club

Level memberships.

Loft's sports career started with the NBA's Philadelphia 76ers, where he spent nine seasons, culminating as the director of ticket sales. After his stint with the NBA, Loft became one of the first employees with the NHL's expansion Nashville Predators, where his ticket sales team became the first NHL or NBA franchise to qualify for expansion by selling more than 12,000 season tickets before the NHL franchise was awarded to the city of Nashville.

After five seasons in the NHL, Loft joined the NFL's Jacksonville Jaguars as executive director of ticket sales and marketing. Loft was chosen to be the Jaguars' sole attendee at the inaugural NFL Management Program at Stanford during the 2003 season, and his five years in Jacksonville were highlighted by the local oversight of the ticketing functions for Super Bowl XXXIX, which was played in Jacksonville in 2005. Loft then continued his NFL career with the Miami Dolphins, where he stayed until he joined the Thunder.

Prior to his career in sports, Loft received his undergraduate degree from Ball State University in Muncie, Indiana, and his master's degree from Temple University in Philadelphia. Loft currently lives in Edmond with his wife Cathy; their son, Josh, attends the University of Oklahoma.



### DAN MAHONEY

#### VICE PRESIDENT, BROADCASTING AND CORPORATE COMMUNICATIONS

Dan Mahoney joined the Oklahoma City Thunder in August 2008. In his role of vice president of Broadcasting and Corporate Communications, he oversees the Thunder business public relations efforts, website (okcthunder.com) and broadcasting operations.

Previously Mahoney served as a public relations consultant for the Professional Basketball Club, LLC and the New Orleans Hornets. From 1995-2003 he was director of communications for Oklahoma Governor Frank Keating. He later worked with Gov. Keating as senior vice president of communications and public affairs at the American Council of Life Insurers in Washington, D.C.

Consulting with Gooden Group of Edmond, Okla., Mahoney coordinated public relations efforts for the Skirvin Hilton Hotel, a historic Oklahoma City landmark which reopened in 2007 after being closed for 18 years. He also assisted the Hornets during their relocation and two-year stay in Oklahoma City from 2005-07.

As director of communications for Gov. Keating, Mahoney was responsible for public information coordination for the State of Oklahoma and the Governor's office. That included public information efforts during the 1995 bombing of the Murrah Federal Building in Oklahoma City. Following that tragedy, he consulted for businesses and other government agencies on crisis communications.

Mahoney spent 18 years in radio and television as a news director, news reporter and sportscaster in Richmond, Va.; Albuquerque, N.M.; and Oklahoma City. He is a native of Philadelphia and attended Virginia Commonwealth University and the University of New Mexico.

Mahoney served on the 20-year anniversary committee for the Oklahoma City National Memorial. He has two adult daughters who live in New York City.

## BUSINESS OPERATIONS



### KATY SEMTNER

#### VICE PRESIDENT, HUMAN RESOURCES

Katy Semtner joined the Oklahoma City franchise in January 2003. She serves as the team's vice president of Human Resources. Semtner's responsibilities include oversight of payroll, benefits, employee relations, recruitment, selection, orientation, performance management, compensation, policy creation, employment-law compliance and employee development.

Prior to joining the franchise, Semtner worked in human resources in the hospitality and nonprofit industries. She is a certified Senior Professional in Human Resources.

Semtner is a member of the Society for Human Resources Management, the Oklahoma City Human Resources Society and EWF International. The Seattle native is a graduate of the University of California at San Diego and an alumna of Leadership Oklahoma City.





## BUSINESS OPERATIONS STAFF



**KERRY ADDERLY**  
FAN INTERACTION SPECIALIST



**ADE AMUDA**  
MANAGER, EVENTS  
& ENTERTAINMENT  
DEVELOPMENT TEAM



**SARAH AMYX**  
ASSISTANT CONTROLLER



**BRANDON ANKNEY**  
GRAPHIC DESIGN  
SERVICES MANAGER



**BRAXTON BALL**  
INSIDE SALES REPRESENTATIVE



**ASHLEY BARNETT**  
MARKETING PROGRAMS &  
PROMOTIONS COORDINATOR



**CHRIS BATTLE**  
SENIOR ACCOUNT MANAGER



**BECKY BAUMAN**  
MANAGER, TICKET OPERATIONS



**ZACH BEECKER**  
STAFF PHOTOGRAPHER  
& ARCHIVIST



**TERAH BERNARDI**  
ACCOUNT EXECUTIVE,  
DEVELOPMENT TEAM SALES



**MATT BISHOP**  
WEBSITE & PUBLICATIONS  
COORDINATOR



**STACY BLOMSTROM**  
CONTROLLER



**SIMEON BOYLE**  
MOTION GRAPHICS  
ANIMATOR / EDITOR



**RACHEL BRADLEY**  
SEASON TICKET  
ACCOUNT MANAGER



**DANA BRESSLER**  
MANAGER, PREMIUM  
TICKET OPERATIONS



**SCOTT BRINSON**  
SEASON TICKET  
ACCOUNT MANAGER



**BLAKE BROADUS**  
EVENT PRESENTATION  
COORDINATOR



**DANIELLE BROWN**  
BUSINESS INTELLIGENCE  
ANALYST



**HEATHER BROWN**  
MANAGER, EVENT  
PRESENTATION



**JIM BRYLEWSKI**  
DIRECTOR, DEVELOPMENT TEAM  
BUSINESS OPERATIONS



**AIMEE CANAVAN**  
COORDINATOR, CORPORATE  
HOSPITALITY & SERVICES



**PAIGE CARTER**  
DANCE TEAM MANAGER



**JANAKI CASH**  
ACCOUNT EXECUTIVE,  
SEASON TICKET SALES



**JASE CHILCOAT**  
VIDEO PRODUCTION MANAGER



**KYLE COFER**  
MANAGER, PREMIUM SALES



**BRENT COFFMAN**  
MANAGER, SEASON  
TICKET RETENTION



**CLINTON CORLEY**  
VIDEO PHOTOGRAPHER / EDITOR



**KAITLYN COX**  
BUSINESS DEVELOPMENT  
ACCOUNT EXECUTIVE



**JOSEPH CRALL**  
FRONT-END DEVELOPER  
& MANAGER OF DIGITAL  
PRODUCTS



**CHANCE CRISLER**  
INSIDE SALES REPRESENTATIVE



## BUSINESS OPERATIONS STAFF



**ERIC DATE**  
EXECUTIVE PRODUCER  
& DIRECTOR, TV GAME  
BROADCASTS



**VIRIDIANA DIAZ**  
VIDEO PHOTOGRAPHER &  
GRAPHICS EDITOR



**MORGAN DICKENSON**  
GAME PRESENTATION &  
ENTERTAINMENT COORDINATOR



**JIMMY DO**  
WEBSITE & PUBLICATIONS  
COORDINATOR



**LAUREN DOGETT**  
BUSINESS DEVELOPMENT  
COORDINATOR



**COLE DOUGLAS**  
ACCOUNT EXECUTIVE,  
SEASON TICKET SALES



**NICOLE DOYLE**  
SEASON TICKET  
ACCOUNT MANAGER



**ROBYN DUMAS**  
SEASON TICKET  
ACCOUNT MANAGER



**JOY DYER**  
MANAGER, GUEST RELATIONS



**JODY EAST**  
DIRECTOR, CORPORATE  
HOSPITALITY



**JESSICA EDWARDS**  
MANAGER, COURTSIDE  
SERVICES



**WILL EIDAM**  
PARTNERSHIP ACTIVATION  
ACCOUNT MANAGER



**LAURA FLINTON**  
SEASON TICKET  
ACCOUNT MANAGER



**MICAH FRYSLIE**  
GRAPHIC DESIGNER



**KARINA HENDERSON**  
DIRECTOR, CORPORATE  
COMMUNICATIONS



**TRAVIS HERMAN**  
DIRECTOR, TICKET  
& PREMIUM SALES



**SEAN HEUSEL**  
SENIOR ACCOUNT EXECUTIVE,  
BUSINESS DEVELOPMENT



**KIM HEUSSNER**  
ACCOUNT EXECUTIVE,  
GROUP SALES



**MARLA HIBDON**  
EXECUTIVE ASSISTANT  
TO THE CHAIRMAN



**TRAVIS HIBDON**  
MASCOT COORDINATOR



**KARA HILLE**  
CORPORATE COMMUNICATIONS  
COORDINATOR



**MATT HINDERMAN**  
MANAGER, BROADCAST  
PRODUCTION



**RYAN HOCK**  
ACCOUNT EXECUTIVE,  
GROUP SALES



**JASON HOGSETT**  
BUSINESS DEVELOPMENT  
ACCOUNT EXECUTIVE



**BILL HOOKER**  
PRODUCER, MEDIA PRODUCTION



**SARAH JACKSON**  
SEASON TICKET  
ACCOUNT MANAGER



**KRYSTAL JONES**  
SENIOR GRAPHIC DESIGNER



**DAVID JONES**  
MANAGER, BROADCAST &  
TECHNICAL OPERATIONS



**JUSTIN JORDAN**  
MANAGER, INSIDE SALES &  
DEVELOPMENT TEAM SALES



**JOSH KARNETT**  
ACCOUNT EXECUTIVE,  
DEVELOPMENT TEAM SALES





## BUSINESS OPERATIONS STAFF



**ASHLEY KARTHER**  
REVENUE ACCOUNTANT



**MATT KELLER**  
MANAGER, IT OPERATIONS



**KARLIS KEZBERS**  
DIRECTOR, BUSINESS INTELLIGENCE  
& TICKET STRATEGY



**LINDSAY LAFLEUR**  
GROUP EVENTS & TICKET  
SALES COORDINATOR



**JESSICA LAMOTHE**  
INSIDE SALES REPRESENTATIVE



**TYLER LANE**  
DIRECTOR, INFORMATION  
TECHNOLOGY



**TODD LAWSON**  
IT APPLICATIONS COORDINATOR



**JOHN LEACH**  
DIRECTOR, EVENTS &  
ENTERTAINMENT



**ERIN LEWIS**  
MANAGER, BRAND MARKETING



**KATHERINE LOGAN**  
ACCOUNTS PAYABLE SPECIALIST



**KAYLEE LONSINGER**  
GUEST COMMUNICATION  
COORDINATOR



**KAYLAN LOWRIE**  
BUSINESS OPERATIONS  
COORDINATOR, DEVELOPMENT  
TEAM



**MAC MADDOX**  
MANAGER, GROUP & SEASON  
TICKET SALES



**WES MARTIN**  
GUEST RELATIONS TRAINING  
COORDINATOR



**TAYLOR MASK**  
ACCOUNT EXECUTIVE,  
DEVELOPMENT TEAM SALES



**MICHELLE MATTHEWS**  
MANAGER, YOUTH BASKETBALL  
PROGRAMS



**RON MATTHEWS**  
DIRECTOR, INTERACTIVE MEDIA  
& PUBLICATIONS



**HALEY MCCAIEB**  
GUEST RELATIONS ASSISTANT



**ASHLEY MCCLAIN**  
MANAGER, PARTNERSHIP  
ACTIVATION



**EMMA MCNEIL**  
BUSINESS DEVELOPMENT  
COORDINATOR



**STEVE MELTON**  
BROADCAST PRODUCER



**MICHAEL MOORE**  
MARKETING SERVICES  
COORDINATOR



**ABBY MORGAN**  
DIRECTOR, PARTNERSHIP  
ACTIVATION



**ALEX MORROW**  
INSIDE SALES REPRESENTATIVE



**KYLE MURPHY**  
BUSINESS DEVELOPMENT  
ACCOUNT EXECUTIVE



**DEREK MURRAY**  
SEASON TICKET  
ACCOUNT MANAGER



**AMY NEFF**  
HR & PAYROLL COORDINATOR



**ASHLEY NEWAY**  
INSIDE SALES REPRESENTATIVE



**LONNIE NICHOLS**  
ACCOUNT EXECUTIVE,  
PREMIUM SALES



**CHELSEY OLSON**  
INSIDE SALES REPRESENTATIVE



## BUSINESS OPERATIONS STAFF



**CHRIS O'SHEA**  
SEASON TICKET  
ACCOUNT MANAGER



**RYAN O'TOOLE**  
BUSINESS DEVELOPMENT  
ACCOUNT EXECUTIVE



**ROBERT POULAIN**  
GRAPHIC DESIGNER



**JASON QUINTERO**  
SENIOR MANAGER,  
GAME PRESENTATION &  
ENTERTAINMENT



**JACKSON REBER**  
COMMUNITY RELATIONS  
COORDINATOR



**PHILLIP RIGGS**  
IT SUPPORT COORDINATOR



**CARLA ROOT**  
PAYROLL SPECIALIST



**AUSTIN RYAN**  
ACCOUNT EXECUTIVE,  
DEVELOPMENT TEAM SALES



**MEGAN SALOMONE**  
MANAGER, PARTNERSHIP  
ACTIVATION



**CLAY SHEWEY**  
ACCOUNT EXECUTIVE,  
SEASON TICKET SALES



**DAVID SIMMONS**  
FACILITIES COORDINATOR



**JENNIFER SORRELS**  
OFFICE MANAGER &  
EXECUTIVE ASSISTANT



**CHRIS SORRELS**  
DIRECTOR, SEASON TICKET  
RETENTION & PREMIUM  
ACCOUNT SERVICES



**RAYNA STEWART**  
MANAGER, SUITE SERVICES



**MICHELLE TABRIZI**  
INSIDE SALES REPRESENTATIVE



**TYRUS TAYLOR**  
MANAGER, DIGITAL MEDIA  
PRODUCTION



**DAWN TURNER**  
DIRECTOR, MARKETING &  
BRAND MANAGEMENT



**COBY VAN LOAN**  
SEASON TICKET  
ACCOUNT MANAGER



**LISA WAITE**  
CREATIVE SERVICES DIRECTOR



**CLARK WAMRE**  
TICKET OPERATIONS  
COORDINATOR



**JENNIFER WATSON**  
COMMUNITY RELATIONS  
EVENTS MANAGER



**BRITTANY WEAVER**  
GUEST RELATIONS ASSISTANT



**MATTHEW WELLS**  
DIRECTOR, BROADCAST  
PRODUCTION



**JORDAN WETHERBEE**  
BUSINESS INTELLIGENCE  
ANALYST



**KELI WHITE**  
PARTNERSHIP ACTIVATION  
ACCOUNT MANAGER



**MARCUS WHITE**  
GUEST EXPERIENCE  
COORDINATOR



**KATRINA WILEY**  
DIRECTOR, HUMAN RESOURCES



**DEBBIE WILLIAMS**  
COMMUNITY RELATIONS  
PROGRAMS MANAGER



**JENNIFER YOUNG**  
ACCOUNT EXECUTIVE,  
SEASON TICKET SALES



**TANNA ZACH**  
MANAGER, MARKETING  
OUTREACH



**MICHAEL ZUBACH**  
VIDEO PHOTOGRAPHER &  
GRAPHICS EDITOR





## 2017-18 THUNDER BASKETBALL OPERATIONS

Chairman ..... Clayton I. Bennett

### BASKETBALL OPERATIONS

Executive Vice President & General Manager ..... Sam Presti  
Vice President of Basketball Operations ..... Troy Weaver  
Vice President / Chief of Staff ..... Paul Rivers  
Executive Assistant ..... Glenn Wong

### INSIGHT & FORESIGHT

Vice President of Insight & Foresight ..... Rob Hennigan

### INFORMATION MANAGEMENT & COUNSEL

Director of Information Management & Counsel ..... Amanda Green

### DATA SCIENCE & SOLUTIONS

Director of Data Science & Solutions ..... Tom Perry  
Data Science & Solutions Scientist ..... Greg Flood  
Data Science & Solutions Scientist ..... Ryan Shea  
Data Science & Solutions Software Developer ..... Brian Lapsley

### STRATEGIC PLANNING

Director of Strategic Planning ..... Wynn Sullivan  
Strategic Planning Analyst ..... Ezra Van Negri

### IDENTIFICATION & INTELLIGENCE

Vice President of Identification & Intelligence ..... Will Dawkins

### AMATEUR EVALUATION

Senior Amateur Evaluation Scout ..... Ryan Lambert  
Senior Amateur Evaluation Scout ..... Brandon Miller  
Amateur Evaluation Scout ..... Massimo Biasin  
Amateur Evaluation Scout ..... Aki Collins  
Amateur Evaluation Scout ..... Hank Smith  
Amateur Evaluation Scout ..... Russell Springmann

### PRO EVALUATION

Director of Pro Evaluation ..... Jesse Gould  
Senior Pro Evaluation Scout ..... Brandon Barnett  
Senior Pro Evaluation Scout ..... Mike Wilks  
Pro Evaluation Scout ..... Sebastian Pruiti  
Pro Evaluation Scout ..... Brendan Rooney  
Pro Evaluation Scout ..... Frank Zanin  
Pro Evaluation Coordinator ..... Paul Johnson  
Pro Evaluation Coordinator ..... OJ Aworo

### LOGISTICS & ENGAGEMENT

Vice President of Logistics & Engagement ..... Marc St. Yves

### LOGISTICS & FACILITY OPERATIONS

Senior Facility Operations Lead ..... Johnny Shults  
Senior Logistics Lead ..... Wilson Taylor  
Travel & Logistics Coordinator ..... Chris Condit  
Travel Coordinator ..... Judy Riddle

### SECURITY

Director of Security ..... Michael Chatman



## 2017-18 THUNDER BASKETBALL OPERATIONS

### BASKETBALL COMMUNICATIONS & ENGAGEMENT

Vice President of Basketball Communications & Engagement ..... Matt Tumbleson

### BASKETBALL COMMUNICATIONS

Senior Basketball Communications Lead ..... John Read  
Basketball Communications Coordinator ..... Laila Wani  
Basketball Communications Coordinator ..... Shelby Willingham

### COMMUNITY & LIFESTYLE SERVICES

Director of Community & Lifestyle Services ..... Ayana Lawson

### HUMAN & PLAYER PERFORMANCE

Vice President of Human & Player Performance ..... Donald Strack, DPT, ATC

### PHYSICAL SCIENCE

Senior Performance Science Lead ..... Blake McLean  
Senior Athletic Performance Coach ..... Andrew Paul  
Senior Athletic Trainer ..... Joe Sharpe  
Physical Therapist & Athletic Trainer ..... Michael Ashton  
Athletic Trainer ..... Tony Katzenmeier  
Athletic Performance Coach ..... Kevin Hyde  
Athletic Performance Coach ..... Steffen Thomas, DPT, CSCS  
Physical Therapist ..... Mike Davis, DPT  
Athletic Performance Coordinator ..... Willie Cruz, CSCS  
Performance Science Coordinator ..... Jenny Russell

### WELLNESS

Director of Wellness ..... Angela Charlton, Ph. D.

### BASKETBALL & TEAM PERFORMANCE

Head Coach ..... Billy Donovan

### THUNDER COACHING

Assistant Coach ..... Mark Bryant  
Assistant Coach ..... Maurice Cheeks  
Assistant Coach ..... Adrian Griffin  
Assistant Coach ..... Darko Rajakovic  
Assistant Coach ..... Vin Bhavnani  
Assistant Coach ..... Royal Ivey

### PERFORMANCE ANALYSIS

Director of Performance Analysis ..... Steve Scalzi  
Senior Performance Analysis Lead & Player Development Coach ..... Andrew Jones III  
Opposition Scout ..... Will Chapman

### QUALITY CONTROL

Director of Quality Control ..... Billy Schmidt

### PLAYER DEVELOPMENT

Director of Player Development ..... Oliver Winterbone  
Player Development Analyst ..... Fortune Solomon

### BLUE COACHING

Head Coach of the OKC Blue ..... Mark Daigneault  
Assistant Coach of the OKC Blue ..... David Akinyooye  
Assistant Coach of the OKC Blue ..... Jarell Christian  
Assistant Coach of the OKC Blue ..... Taj Finger  
Assistant Coach of the OKC Blue ..... Grant Gibbs





## 2017-18 THUNDER BUSINESS OPERATIONS

### EXECUTIVE TEAM

Executive Vice President, Chief Administrative Officer .....	Danny Barth
Senior Vice President, Sales and Marketing .....	Brian Byrnes
Vice President, Community Relations .....	Christine Berney
Vice President, Business Development .....	Tony Driscoll
Vice President, Ticket Sales, Retention & Database Operations .....	Scott Loft
Vice President, Broadcasting & Corporate Communications .....	Dan Mahoney
Vice President, Human Resources .....	Katy Semtner

### ADMINISTRATION

Office Manager & Executive Assistant .....	Jennifer Sorrels
Executive Assistant to the Chairman .....	Marla Hibdon
Facilities Coordinator .....	David Simmons

### BROADCASTING

Play-by-Play Announcer .....	Brian Davis
Broadcast Analyst .....	Michael Cage
Sideline and Broadcast Host .....	Lesley McCaslin
Radio Play-by-Play Announcer .....	Matt Pinto
Executive Producer and Director, Television Game Broadcasts .....	Eric Date
Broadcast Producer .....	Steve Melton
Director, Broadcast Production .....	Matthew Wells
Manager, Broadcast & Technical Operations .....	David Jones
Manager, Broadcast Production .....	Matt Hinderman
Video Photographer / Editor .....	Clinton Corley
Video Photographer and Graphics Editor .....	Vi Diaz, Michael Zubach

### BUSINESS DEVELOPMENT

Senior Account Executive, Business Development .....	Sean Heusel
Business Development Account Executive .....	Kaitlyn Cox, Jason Hogsett, Kyle Murphy, Ryan O'Toole
Director, Partnership Activation .....	Abby Morgan
Manager, Partnership Activation .....	Ashley McClain, Megan Salomone
Partnership Activation Account Manager .....	Will Eidam, Keli White
Business Development Coordinator .....	Lauren Doggett, Emma McNeil

### COMMUNICATIONS

Director, Corporate Communications .....	Karina Henderson
Corporate Communications Coordinator .....	Kara Hille

### COMMUNITY RELATIONS

Community Relations Events Manager .....	Jennifer Watson
Community Relations Programs Manager .....	Debbie Williams
Community Relations Coordinator .....	Jackson Reber

### CORPORATE HOSPITALITY

Director, Corporate Hospitality .....	Jody East
Coordinator, Corporate Hospitality and Services .....	Aimee Canavan

### DEVELOPMENT TEAM

Director, Development Team Business Operations .....	Jim Brylewski
Manager, Events & Entertainment, Development Team .....	Ade Amuda
Business Operations Coordinator, Development Team .....	Kaylan Lowrie

### EVENTS & ENTERTAINMENT

Director, Events & Entertainment .....	John Leach
Senior Manager, Game Presentation & Entertainment .....	Jason Quintero
Fan Interaction Specialist .....	Kerry Adderly
Mascot Coordinator .....	Travis Hibdon
Game Presentation & Entertainment Coordinator .....	Morgan Dickenson
Manager, Event Presentation .....	Heather Brown
Event Presentation Coordinator .....	Blake Broaddus

Dance Team Manager .....	Paige Carter
Producer, Media Production .....	Bill Hooker
Video Production Manager .....	Jase Chilcoat
Manager, Digital Media Production .....	Tyrus Taylor
Motion Graphics Animator / Editor .....	Simeon Boyle

### FINANCE

Controller .....	Stacy Blomstrom
Assistant Controller .....	Sarah Amyx
Revenue Accountant .....	Ashley Karther
Accounts Payable Specialist .....	Katherine Logan

## 2017-18 THUNDER BUSINESS OPERATIONS



### GUEST RELATIONS

Manager, Guest Relations .....	Joy Dyer
Guest Communication Coordinator .....	Kaylee Lonsinger
Guest Experience Coordinator .....	Marcus White
Guest Relations Training Coordinator .....	Wes Martin
Guest Relations Assistant .....	Haley McCaleb, Brittany Weaver

### HUMAN RESOURCES

Director, Human Resources .....	Katrina Wiley
Payroll Specialist .....	Carla Root
HR & Payroll Coordinator .....	Amy Neff

### INFORMATION TECHNOLOGY

Director, Information Technology .....	Tyler Lane
Manager, IT Operations .....	Matt Keller
IT Applications Coordinator .....	Todd Lawson
IT Support Coordinator .....	Phillip Riggs

### MARKETING

Director, Marketing & Brand Management .....	Dawn Turner
Manager, Brand Marketing .....	Erin Lewis
Marketing Services Coordinator .....	Michael Moore
Manager, Marketing Outreach .....	Tanna Zach
Marketing Programs & Promotions Coordinator .....	Ashley Barnett
Staff Photographer & Archivist .....	Zachary Beeker
Manager, Youth Basketball Programs .....	Michelle Matthews
Creative Services Director .....	Lisa Waite
Graphic Design Services Manager .....	Brandon Ankney
Senior Graphic Designer .....	Krystal Jones
Graphic Designer .....	Micah Frysle, Robert Poulain

### PREMIUM SALES

Manager, Premium Sales .....	Kyle Cofer
Account Executive, Premium Sales .....	Lonnie Nichols

### SEASON TICKET MEMBER RETENTION

Director, Season Ticket Retention & Premium Account Services .....	Chris Sorrels
Manager, Season Ticket Retention .....	Brent Coffman
Manager, Courtside Services .....	Jessica Edwards
Manager, Suite Services .....	Rayna Stewart
Senior Account Manager .....	Chris Battle
Season Ticket Account Manager .....	Rachel Bradley, Scott Brinson, Nicole Doyle, Robyn Dumas, Laura Flinton, Sarah Jackson, Derek Murray, Chris O'Shea, Coby Van Loan

### TICKET OPERATIONS & BUSINESS INTELLIGENCE

Director, Business Intelligence and Ticket Strategy .....	Karlis Kezbers
Manager, Ticket Operations .....	Becky Bauman
Manager, Premium Ticket Operations .....	Dana Bressler
Ticket Operations Coordinator .....	Clark Wamre
Business Intelligence Analyst .....	Danielle Brown, Jordan Wetherbee

### TICKET SALES

Director, Ticket and Premium Sales .....	Travis Herman
Manager, Group & Season Ticket Sales .....	Mac Maddox
Account Executive, Season Ticket Sales .....	Janaki Cash, Cole Douglas, Clay Shewey, Jennifer Young
Account Executive, Group Sales .....	Kim Heussner, Ryan Hock
Group Events & Ticket Sales Coordinator .....	Lindsay LaFleur
Manager, Inside Sales and Development Team Sales .....	Justin Jordan
Inside Sales Representative .....	Braxton Ball, Chance Crisler, Jessica Lamothe, Alex Morrow, Ashley Newey, Chelsey Olson, Michelle Tabrizi
Account Executive, Development Team Sales .....	Terah Bernardi, Josh Karnett, Taylor Mask, Austin Ryan

### WEBSITE

Director, Interactive Media & Publications .....	Ron Matthews
Front-End Developer & Manager of Digital Products .....	Joseph Crall
Digital and Broadcast Reporter .....	Nick Gallo
Websites & Publications Coordinator .....	Matt Bishop, Jimmy Do



## 2016-17 REGULAR SEASON REVIEW

## 2016-17 REGULAR SEASON STATISTICS



### 2016-17 FINAL STATISTICS (47-35)

PLAYER	G	GS	MIN	-FIELD GOALS-			-3-POINT FG--			-FREE THROWS-			--REBOUNDS--			AST	PF	DQ	STL	TO	BLK	PTS	AVG
				FG	FGA	PCT	FG	FGA	PCT	FT	FTA	PCT	OFF	DEF	TOT								
Westbrook	81	81	2802	824	1941	.425	200	583	.343	710	840	.845	137	727	864	840	190	0	132	437	31	2558	31.6
Oladipo	67	67	2223	412	932	.442	127	352	.361	116	154	.753	39	252	291	176	155	0	78	119	21	1067	15.9
Kanter	72	0	1533	402	737	.545	5	38	.132	224	285	.786	195	287	482	67	154	0	32	123	38	1033	14.3
Adams	80	80	2389	374	655	.571	0	1	.000	157	257	.611	281	332	613	86	195	1	89	146	78	905	11.3
Gibson (TOT)	78	71	1989	365	709	.515	3	13	.231	113	158	.715	158	327	485	73	163	2	41	105	65	846	10.8
Gibson (OKC)	23	16	487	89	179	.497	1	1	1.000	28	39	.718	38	65	103	13	40	0	14	28	15	207	9.0
McDermott (TOT)	66	5	1508	222	497	.447	77	208	.370	71	84	.845	20	159	179	58	79	0	13	38	5	592	9.0
McDermott (OKC)	22	1	430	56	124	.452	21	58	.362	12	17	.706	6	43	49	13	22	0	2	6	1	145	6.6
Huestis	2	0	31	6	11	.545	2	4	.500	0	1	.000	4	5	9	3	0	0	0	0	3	14	7.0
Roberson	79	79	2376	215	463	.464	45	184	.245	47	111	.423	98	305	403	79	204	2	94	51	79	522	6.6
Abrines	68	6	1055	134	341	.393	94	247	.381	44	49	.898	18	68	86	40	114	0	37	33	8	406	6.0
Sabonis	81	66	1631	192	481	.399	51	159	.321	44	67	.657	46	242	288	82	200	2	39	83	32	479	5.9
Morrow	40	7	627	86	223	.386	35	119	.294	23	26	.885	11	18	29	19	40	0	22	6	2	230	5.8
Lauvergne	50	0	739	111	244	.455	27	78	.346	37	58	.638	51	132	183	51	71	1	18	40	6	286	5.7
Grant (TOT)	80	4	1531	152	328	.463	43	116	.371	90	147	.612	38	167	205	46	149	0	33	44	79	437	5.5
Grant (OKC)	78	4	1490	146	311	.469	43	114	.377	86	139	.619	38	161	199	46	144	0	33	41	75	421	5.4
Payne	20	0	320	43	130	.331	16	52	.308	4	4	1.000	2	29	31	40	38	0	10	16	4	106	5.3
Ilyasova	3	0	62	6	16	.375	3	12	.250	0	0	---	2	14	16	1	5	0	3	4	1	15	5.0
Cole	13	0	125	16	52	.308	3	13	.231	8	10	.800	0	11	11	14	18	0	8	7	0	43	3.3
Christon	64	1	973	77	223	.345	12	63	.190	17	31	.548	19	68	87	130	79	0	28	43	7	183	2.9
Singler	32	2	385	34	83	.410	7	37	.189	13	17	.765	8	40	48	9	29	0	7	11	5	88	2.8
Collison	20	0	128	14	23	.609	0	1	.000	5	8	.625	9	22	31	12	17	0	2	4	2	33	1.7
THUNDER	82	-	19805	3237	7169	.452	692	2116	.327	1575	2113	.745	1002	2821	3823	1721	1715	6	648	1229	408	8741	106.6
OPPONENTS	82	-	19805	3215	6998	.459	724	2036	.356	1525	1996	.764	750	2583	3333	1758	1697	9	697	1129	450	8679	105.8

### 2016-17 FINAL HOME GAME STATISTICS (28-13)

PLAYER	G	GS	MIN	-FIELD GOALS-			-3-POINT FG--			-FREE THROWS-			--REBOUNDS--			AST	PF	DQ	STL	TO	BLK	PTS	AVG
				FG	FGA	PCT	FG	FGA	PCT	FT	FTA	PCT	OFF	DEF	TOT								
Westbrook	41	41	1422	422	962	.439	92	270	.341	339	400	.848	73	367	440	459	86	0	68	224	15	1275	31.1
Oladipo	35	35	1164	222	479	.463	73	183	.399	65	86	.756	16	136	150	99	77	0	38	68	6	582	16.6
Kanter	35	0	710	193	337	.573	2	16	.125	99	124	.798	78	144	222	31	72	0	16	61	26	487	13.9
Adams	41	41	1253	192	329	.584	0	0	---	91	154	.591	139	169	308	34	86	0	48	67	35	475	11.6
Gibson (TOT)	38	34	952	177	341	.519	0	4	.000	52	75	.693	69	161	230	37	81	1	18	44	34	406	10.7
Gibson (OKC)	12	8	243	42	86	.488	0	0	---	17	23	.739	17	35	52	7	21	0	4	15	9	101	8.4
McDermott (TOT)	36	2	815	127	282	.450	37	108	.343	32	35	.914	13	86	99	35	36	0	8	18	2	323	9.0
McDermott (OKC)	12	0	200	34	66	.515	10	25	.400	6	8	.750	2	20	22	8	10	0	1	3	1	84	7.0
Roberson	40	40	1268	133	267	.498	33	109	.303	28	63	.444	51	177	228	39	104	2	54	28	43	327	8.2
Huestis	2	0	31	6	11	.545	2	4	.500	0	1	.000	4	5	9	3	0	0	0	0	3	14	7.0
Grant (TOT)	41	0	696	87	157	.554	26	55	.473	44	71	.620	17	77	94	18	68	0	15	22	34	244	6.0
Grant (OKC)	39	0	655	81	140	.579	26	53	.491	40	63	.635	17	71	88	18	63	0	15	19	30	228	5.8
Morrow	20	3	312	46	117	.393	18	64	.281	9	10	.900	6	10	16	12	24	0	10	4	0	119	6.0
Abrines	34	3	529	67	171	.392	43	120	.358	23	24	.958	7	38	45	18	54	0	17	12	2	200	5.9
Sabonis	41	33	841	94	249	.378	22	78	.282	27	38	.711	22	124	146	41	100	1	21	42	19	237	5.8
Lauvergne	25	0	354	54	118	.458	15	44	.341	18	29	.621	25	64	89	22	40	1	9	18	3	141	5.6
Payne	9	0	124	19	54	.352	9	20	.450	0	0	---	0	7	7	16	13	0	2	5	1	47	5.2
Christon	33	0	508	43	116	.371	8	31	.258	11	19	.579	11	33	44	69	39	0	16	20	5	105	3.2
Cole	5	0	38	6	19	.316	0	3	.000	3	4	.750	0	3	3	5	4	0	3	2	0	15	3.0
Ilyasova	2	0	42	2	9	.222	1	7	.143	0	0	---	1	10	11	0	4	0	2	4	1	5	2.5
Singler	14	1	154	11	28	.393	1	13	.077	4	6	.667	1	19	20	3	13	0	2	6	2	27	1.9
Collison	12	0	67	9	16	.563	0	1	.000	4	7	.571	7	10	17	6	12	0	0	3	1	22	1.8
TEAM	41	-	9915	1676	3574	.469	355	1041	.341	784	1059	.740	475	1442	1917	890	822	4	326	621	202	4491	109.5
OPPONENTS	41	-	9915	1583	3530	.448	345	1028	.336	736	974	.756	400	1242	1642	806	856	7	360	560	186	4247	103.6

### 2016-17 FINAL ROAD GAME STATISTICS (19-22)

PLAYER	G	GS	MIN	-FIELD GOALS-			-3-POINT FG--			-FREE THROWS-			--REBOUNDS--			AST	PF	DQ	STL	TO	BLK	PTS	AVG
				FG	FGA	PCT	FG	FGA	PCT	FT	FTA	PCT	OFF	DEF	TOT								
Westbrook	40	40	1379	402	979	.411	108	313	.345	371	440	.843	64	360	424	381	104	0	64	214	16	1283	32.1
Oladipo	32	32	1058	190	453	.419	54	169	.320	51	68	.750	25	116	141	77	78	0	40	51	15	485	15.2
Kanter	37	0	823	209	400	.523	3	22	.136	125	161	.776	117	143	260	36	82	0	16	62	12	546	14.8
Adams	39	39	1136	182	326	.558	0	1	.000	66	103	.641	142	163	305	52	109	1	41	79	43	430	11.0
Gibson (TOT)	40	37	1036	188	368	.511	3	9	.333	61	83	.735	89	166	255	36	82	1	23	61	31	440	11.0
Gibson (OKC)	11	8	244	47	93	.505	1	1	1.000	11	16	.688	21	30	51	6	19	0	10	13	6	106	9.6
Ilyasova	1	0	20	4	7	.571	2	5	.400	0	0	---	1	4	5	1	1	0	1	0	0	10	10.0
McDermott (TOT)	30	3	692	95	215	.442	40	100	.400	39	49	.796	7	73	80	23	43	0	5	20	3	269	9.0
McDermott (OKC)	10	1	230	22	58	.379	11	33	.333	6	9	.667	4	23	27	5	12	0	1	3	0	61	6.1
Abrines	34	3	526	67	170	.394	51	127	.402	21	25	.840	11	30	41	22	60	0	20	21	6	206	6.1
Sabonis	40	33	791	98	232	.422	29	81	.358	17	29	.586	24	118	142	41	100	1	18	41	13	242	6.1
Lauvergne	25	0	384	57	126	.452	12	34	.353	19	29	.655	26	68	94	29	31	0	9	22	3	145	5.8
Morrow	20	4	315	40	106	.377	17	55	.309	14	16	.875	5	8	13	7	16	0	12	2	111	5.6	
Payne	11	0	197	24	76	.316	7	32	.219	4	4	1.000	2	22	24	24	25	0	8	11	3	59	5.4
Roberson	39	39	1108	82	196	.418	12	75	.160	19	48	.396	47	128	175	40	100	0	40	23	36	195	5.0
Grant (TOT)	39	4	835	65	171	.380	15	37	.405	27	46	.760	21	90	111	81	101	0	18	22	45	193	4.9
Grant (OKC)	39	4	835	65	171	.380	15	37	.405	27	46	.760	21	90	111	81	101	0	18	22	45	193	4.9
Cole	8	0	87	10	33	.303	3	10	.250	5	6	.833	0	8	8	9	14	0	5	5	0	28	3.5
Singler	18	21	231	55	148	.372	6	24	.250	9	11	.818	7	21	28	6	16	0	5	3	61	3.4	
Christion	31	1	465	34	107	.318	4	32	.125	6	12	.500	8	35	43	61	40	0	12	23	2	78	2.5
Collison	8	0	60	5	7	.714	0	0	---	1	1	1.000	2	12	14	6	5	0	2	1	1	11	1.4
TEAM	41	-	9890	1561	3595	.434	337	1075	.313	791	1054	.752	527	1379	1906	831	893	2	322	609	260	4250	103.1
OPPONENTS	41	-	9890	1632	3648	.471	339	1008	.376	789	1022	.772	350	1341	1691	952	841	2	338	569	264	4423	108.1





## 2016-17 MISCELLANEOUS STATISTICS

### THUNDER VS. THE NBA IN 2016-17

	RECORD	HOME	ROAD	OT
<b>OVERALL</b>	<b>47-35</b>	<b>28-13</b>	<b>19-22</b>	<b>4-1</b>
Atlantic	9-1	4-1	5-0	
Central	4-6	3-2	1-4	0-1
Southeast	5-5	2-3	3-2	2-0
<b>EASTERN</b>	<b>18-12</b>	<b>9-6</b>	<b>9-6</b>	<b>2-1</b>
Southwest	11-7	7-2	4-5	
Northwest	10-6	6-2	4-4	1-0
Pacific	8-10	6-3	2-7	1-0

Head Coach: Billy Donovan

Overall: 2 Years 102 Won 62 Lost .622 Pct.

W/Club: 2 Years 102 Won 62 Lost .622 Pct.

### TEAM WINNING AND LOSING STREAKS

OVERALL	HOME	ROAD
Loss- 1	Loss-1	Win-2
Long:Win-6	Win-5	Win - 3
Loss-4	Loss-3	Loss- 7

	WON	LOST	OFFENSE	VsOPP	HOME ATTENDANCE
Oct.	3	0			
Nov.	9	8	100+ 42-18	If Opp W/L to date:	41 Games
Dec.	9	5	100<	5-17	.500+ 18-21 746,323 Total
Jan.	7	8	Defense	.500- 28-14	18,203 Average
Feb.	7	4	100+ 24-32	18,203	High
Mar.	8	7	100< 23- 3	41 Sellouts	
Apr.	4	3			

### THUNDER MARGINS OF VICTORY/DEFEAT

MARGINS	1	2	3	4	5	6	7	8	9	10	11	12	13	14	15	16	17	18	19	20	21	22	23
Won By:	2	4	6	1	1	2	4	4	1	4	4	1	2	1	2	2	1	1	1				
Lost By:	5	2	2	3	1	1	2	1	2	1	2	4	1	1	2	2							
	24	25	26	27	28	29	30	31	32	33	34	35	36	37	38	39	40	41	42	43	44	45	46+
Won By:	1	1	1																				
Lost By:	1	1	1																				

At Start Of:	OVERALL	HOME	ROAD	FG%	OVERALL	HOME	ROAD
2nd-Ahead:	33-12	20-5	13-7	-44%	13-27	4-9	9-18
-Behind:	13-22	8-8	5-14	45-49%	17-5	14-2	3-3
-Tied:	1-1	0-0	1-1	50-54%	15-3	9-2	6-1
3rd-Ahead:	34-8	21-4	13-4	55-59%	2-0	1-0	1-0
-Behind:	9-25	5-8	4-17	+60%	0-0	0-0	0-0
-Tied:	4-2	2-1	2-1				
4th-Ahead:	33-4	22-2	11-2				
-Behind:	13-31	5-11	8-20				
-Tied:	1-0	1-0	0-0				

## 2016-17 GAME-BY-GAME RESULTS



Date	Opponent	Team/Opp	Home	Road	Total	High Scoring	High Rebounds	High Assists	Opponent Scoring	Atten.
Oct 26	@Philadelphia	W103-97	0-0	1-0	1-0	Westbrook-32	Kanter/Westbrook-12	Westbrook-9	Embiid-20	20,487
Oct 28	PHOENIX	W113-110(OT)	1-0	1-0	2-0	Westbrook-51	Westbrook-13	Westbrook-10	Warren-30	18,203
Oct 30	L.A. LAKERS	W113-96	2-0	1-0	3-0	Westbrook-33	Adams-12	Westbrook-16	Russell/Randle-20	18,203
Nov 2	@L.A. Clipper	W85-83	2-0	2-0	4-0	Westbrook-35	Kanter-12	Westbrook-5	Paul-15	19,060
Nov 3	@Golden State	L96-122	2-0	2-1	4-1	Oladipo-21	Lauvergne-7	Westbrook-10	Durant-39	19,596
Nov 5	MINNESOTA	W112-92	3-0	2-1	5-1	Westbrook-28	Kanter-10	Westbrook-8	Towns-33	18,203
Nov 7	MIAMI	W97-85	4-0	2-1	6-1	Kanter-24	Sabonis/ Kanter-10	Westbrook-11	J. Johnson-18	18,203
Nov 9	TORONTO	L102-112	4-1	2-1	6-2	Westbrook-36	Adams-12	Westbrook-7	DeRozan-37	18,203
Nov 11	L.A. ClipperS	L108-110	4-2	2-1	6-3	Westbrook-29	Westbrook-14	Westbrook-9	Griffin-25	18,203
Nov 13	ORLANDO	L117-119	4-3	2-1	6-4	Westbrook-41	Westbrook-12	Westbrook-16	Ibaka-31	18,203
Nov 14	@Detroit	L88-104	4-3	2-2	6-5	Westbrook-33	Westbrook-15	Westbrook-8	Harris-22	14,172
Nov 16	HOUSTON	W105-103	5-3	2-2	7-5	Westbrook-30	Oladipo-10	Westbrook-9	Anderson-14	18,203
Nov 18	BROOKLYN	W124-105	6-3	2-2	8-5	Westbrook-30	Westbrook-10	Westbrook-13	Lopez-22	18,203
Nov 20	INDIANA	L111-115(OT)	6-4	2-2	8-6	Westbrook-31	Westbrook-11	Westbrook-15	Teague-30	18,203
Nov 22	@L.A. LAKERS	L109-111	6-4	2-3	8-7	Westbrook-34	Westbrook-8	Westbrook-13	Clarkson-18	18,997
Nov 23	@Sacramento	L101-116	6-4	2-4	8-8	Westbrook-31	Westbrook-11	Westbrook-9	Cousins-36	17,608
Nov 25	@Denver	W132-129(OT)	6-4	3-4	9-8	Westbrook-36	Westbrook-11	Westbrook-17	Chandler-32	14,327
Nov 26	DETROIT	W106-88	7-4	3-4	10-8	Morrow-21	Westbrook-13	Westbrook-15	Harris-21	18,203
Nov 28	@NEW York	W112-103	7-4	4-4	11-8	Kanter/Westbrook-27	Westbrook-17	Westbrook-14	Rose-30	19,812
Nov 30	WASHINGTON	W126-115(OT)	8-4	4-4	12-8	Westbrook-35	Westbrook-14	Westbrook-11	Beal-31	18,203
Dec 4	NEW ORLEANS	W101-92	9-4	4-4	13-8	Westbrook-28	Westbrook-17	Westbrook-12	Davis-37	18,203
Dec 5	@Atlanta	W102-99	9-4	5-4	14-8	Westbrook-32	Westbrook-13	Westbrook-12	Millsap-24	14,654
Dec 9	HOUSTON	L99-102	9-5	5-4	14-9	Westbrook-27	Westbrook/ Adams-10	Westbrook-10	Harden-21	18,203
Dec 11	BOSTON	W99-96	10-5	5-4	15-9	Westbrook-37	Westbrook-12	Westbrook-6	Horford-19	18,203
Dec 13	@Portland	L95-114	10-5	5-5	15-10	Westbrook-20	Sabonis-9	Westbrook-6	Plumlee-18	19,505
Dec 14	@Utah	L89-109	10-5	5-6	15-11	Westbrook-27	Westbrook-6	Westbrook-5	Hood-25	19,911
Dec 17	PHOENIX	W114-101	11-5	5-6	16-11	Westbrook-26	Westbrook-11	Westbrook-22	Booker-31	18,203
Dec 19	ATLANTA	L108-110	11-6	5-6	16-12	Westbrook-46	Westbrook-11	Westbrook-7	Schroder-31	18,203
Dec 21	@NEW Orleans	W121-110	11-6	6-6	17-12	Westbrook-42	Kanter-13	Westbrook-7	Davis-34	16,375
Dec 23	@Boston	W117-112	11-6	7-6	18-12	Westbrook-45	Westbrook/ Adams-11	Westbrook-11	Thomas-34	18,624
Dec 25	MINNESOTA	W112-100	12-6	7-6	19-12	Westbrook-31	Sabonis/Westbrook-7	Westbrook-15	Towns-26	18,203
Dec 27	@Miami	W106- 94	12-6	8-6	20-12	Westbrook-29	Westbrook-17	Westbrook-11	Richardson-22	19,977
Dec 29	@Memphis	L 80-114	12-6	8-7	20-13	Westbrook-21	Adams-14	Christon-4	Gasol-25	18,119
Dec 31	L.A. CLIPPERS	W114- 88	13-6	8-7	21-13	Kanter-23	Westbrook-12	Westbrook-14	Speights/ Bass-18	18,203
Jan 2	@Milwaukee	L 94- 98	13-6	8-8	21-14	Westbrook-30	Adams-8	Westbrook-6	Antetokounmpo-26	17,423
Jan 4	@Charlotte	L112-123	13-6	8-9	21-15	Westbrook-33	Westbrook-15	Westbrook-8	Batum-28	18,418
Jan 5	@Houston	L116-118	13-6	8-10	21-16	Westbrook-49	Kanter-13	Westbrook-5	Harden-26	18,055
Jan 7	DENVER	W121-106	14-6	8-10	22-16	Westbrook-32	Westbrook-17	Westbrook-11	Chandler-24	18,203
Jan 9	@Chicago	W109- 94	14-6	9-10	23-16	Adams-22	Kanter-11	Westbrook-14	Wade-22	21,923
Jan 11	MEMPHIS	W103- 95	15-6	9-10	24-16	Westbrook-24	Westbrook-13	Westbrook-12	Conley-22	18,203
Jan 13	@Minnesota	L 86- 96	15-6	9-11	24-17	Kanter/Westbrook-21	Westbrook-11	Westbrook-12	Towns-29	16,644





## 2016-17 GAME-BY-GAME RESULTS

Date	Opponent	Team/Opp	Home	Road	Total	High Scoring	High Rebounds	High Assists	Opponent Scoring	Atten.
Jan 15	@Sacramento	W122-118	15-6	10-11	25-17	Westbrook-36	Kanter-12	Westbrook-10	Cousins-31	17,608
Jan 16	@L.A. Clipper	L 98-120	15-6	10-12	25-18	Westbrook-24	Lauvergne-9	Sabonis/Westbrook-4	Speights-23	19,060
Jan 18	@Golden State	L100-121	15-6	10-13	25-19	Westbrook-27	Westbrook-15	Westbrook-13	Durant-40	19,596
Jan 23	@Utah	W 97-95	15-6	11-13	26-19	Westbrook-38	Roberson/Westbrook-11	Westbrook-10	Hayward-17	19,911
Jan 25	@New Orleans	W114-105	15-6	12-13	27-19	Westbrook-27	Westbrook-12	Westbrook-10	Moore-18	15,277
Jan 26	DALLAS	W109-98	16-6	12-13	28-19	Westbrook-45	Roberson/ Westbrook-8	Oladipo/ Westbrook-3	Barnes-31	18,203
Jan 29	@Cleveland	L 91-107	16-6	12-14	28-20	Westbrook-20	Westbrook-12	Westbrook-10	Irving-29	20,562
Jan 31	@San Antonio	L 94-108	16-6	12-15	28-21	Westbrook-27	Adams-11	Westbrook-14	Leonard-36	18,418
Feb 1	CHICAGO	L100-128	16-7	12-15	28-22	Westbrook-28	Roberson/ Adams-6	Westbrook-8	Butler-28	18,203
Feb 3	MEMPHIS	W114-102	17-7	12-15	29-22	Westbrook-38	Westbrook-13	Westbrook-12	Gasol-31	18,203
Feb 5	PORTLAND	W105-99	18-7	12-15	30-22	Westbrook-42	Adams-13	Westbrook-8	Lillard-29	18,203
Feb 6	@Indiana	L 90-93	18-7	12-16	30-23	Westbrook-27	Westbrook-18	Westbrook-9	George-21	16,123
Feb 9	CLEVELAND	W118-109	19-7	12-16	31-23	Westbrook-29	Adams-13	Westbrook-11	Irving-28	18,203
Feb 11	GOLDEN STATE	L114-130	19-8	12-16	31-24	Westbrook-47	Roberson/Westbrook-11	Westbrook-8	Durant-34	18,203
Feb 13	@Washington	L 98-120	19-8	12-17	31-25	Westbrook/Lauvergne-17	Adams-11	Westbrook/Lauvergne/Grant-4	Morris-23	20,356
Feb 15	NEW YORK	W116-105	20-8	12-17	32-25	Westbrook-38	Westbrook-14	Westbrook-12	Anthony-30	18,203
Feb 24	L.A. LAKERS	W110-93	21-8	12-17	33-25	Abrines/ Roberson-19	Westbrook-18	Westbrook-17	Russell-29	18,203
Feb 26	NEW ORLEANS	W118-110	22-8	12-17	34-25	Westbrook-41	Westbrook-11	Westbrook-11	Davis-38	18,203
Feb 28	UTAH	W109-106	23-8	12-17	35-25	Westbrook-43	Westbrook-11	Westbrook-10	Hayward-19	18,203
Mar 2	@Portland	L109-114	23-8	12-18	35-26	Westbrook-45	Kanter-10	Westbrook-4	Lillard-33	19,875
Mar 3	@Phoenix	L111-118	23-8	12-19	35-27	Westbrook-48	Westbrook-17	Westbrook-9	Bledsoe-18	18,055
Mar 5	@Dallas	L 89-104	23-8	12-20	35-28	Westbrook-29	Kanter-10	Westbrook-5	Curry-22	20,232
Mar 7	PORTLAND	L121-126	23-9	12-20	35-29	Westbrook-58	Gibson-8	Westbrook-9	Crabbe-23	18,203
Mar 9	SAN ANTONIO	W102-92	24-9	12-20	36-29	Westbrook-23	Westbrook-13	Westbrook-13	Leonard-19	18,203
Mar 11	UTAH	W112-104	25-9	12-20	37-29	Westbrook-33	Westbrook-11	Westbrook-14	Exum-22	18,203
Mar 14	@Brooklyn	W122-104	25-9	13-20	38-29	Westbrook-25	Westbrook-12	Westbrook-19	Lopez-25	13,911
Mar 16	@Toronto	W123-102	25-9	14-20	39-29	Westbrook-24	Westbrook-10	Westbrook-16	DeRozan-22	19,800
Mar 18	SACRAMENTO	W110-94	26-9	14-20	40-29	Westbrook-28	Adams-13	Westbrook-10	Papagiannis-14	18,203
Mar 20	GOLDEN STATE	L 95-111	26-10	14-20	40-30	Oladipo-17	Kanter-10	Westbrook-7	Thompson-34	18,203
Mar 22	PHILADELPHIA	W122-97	27-10	14-20	41-30	Kanter-24	Westbrook/ Kanter-11	Westbrook-14	Stauskas-20	18,203
Mar 26	@Houston	L125-137	27-10	14-21	41-31	Westbrook-39	Westbrook-11	Westbrook-13	L. Williams-31	18,055
Mar 27	@Dallas	W 92-91	27-10	15-21	42-31	Westbrook-37	Westbrook-13	Westbrook-10	Noel/ Matthews-15	19,970
Mar 29	@Orlando	W114-106(OT)	27-10	16-21	43-31	Westbrook-57	Westbrook-13	Westbrook-11	Fournier-24	18,408
Mar 31	SAN ANTONIO	L 95-100	27-11	16-21	43-32	Westbrook-32	Westbrook-15	Westbrook-12	Leonard-28	18,203
Apr 2	CHARLOTTE	L101-113	27-12	16-21	43-33	Westbrook-40	Westbrook-13	Westbrook-10	Walker-29	18,203
Apr 4	MILWAUKEE	W110-79	28-12	16-21	44-33	Kanter-17	Westbrook-13	Westbrook-13	Beasley-14	18,203
Apr 5	@Memphis	W103-100	28-12	17-21	45-33	Westbrook-45	Adams-10	Westbrook-10	Gasol-23	17,298
Apr 7	@Phoenix	L 99-120	28-12	17-22	45-34	Westbrook-23	Westbrook-12	Westbrook-8	Booker-37	18,055
Apr 9	@Denver	W106-105	28-12	18-22	46-34	Westbrook-50	Westbrook-16	Westbrook-10	Gallinari-34	19,718
Apr 11	@Minnesota	W100-98	28-12	19-22	47-34	Oladipo-20	Sabonis/Oladipo/Adams-9	Oladipo/Christon-6	Towns-26	19,356
Apr 12	DENVER	L105-111	28-13	19-22	47-35	Gibson/ Grant-13	Gibson-7	Westbrook-8	Jokic-29	18,203

## 2016-17 GAME-BY-GAME STATISTICS



DATE	TM	@	OPP	WL	O	G	MIN	FG	FGA	FG%	FG3	FG3A	FG3%	FT	FTA	FT%	OREB	DREB	REB	AST	PF	DQ	STL	TO	BLK	PTS	PPG
10/26	OKC	@	PHI	W	-	1	240	39	94	.415	6	22	.273	19	26	.731	13	40	53	19	23	0	7	10	3	103	103.0
10/28	OKC	v	PHO	W	1	2	265	40	96	.417	5	21	.238	28	38	.737	14	43	57	13	24	0	11	22	3	113	108.0
10/30	OKC	V	LAL	W	-	3	240	45	95	.474	9	26	.346	14	17	.824	10	35	45	29	22	0	15	20	6	113	109.7
11/02	OKC	@	LAC	W	-	4	240	34	84	.405	5	20	.250	12	20	.600	10	42	52	14	24	0	8	22	4	85	103.5
11/03	OKC	@	GS	L	-	5	240	35	87	.402	10	27	.370	16	28	.571	13	28	41	20	20	0	8	16	6	96	102.0
11/05	OKC	v	MIN	W	-	6	240	45	86	.523	7	16	.438	15	24	.625	11	30	41	24	21	0	9	12	9	112	103.7
11/07	OKC	V	MIA	W	-	7	240	37	85	.435	9	28	.321	14	17	.824	10	37	47	24	18	0	8	18	5	97	102.7
11/09	OKC	v	TOR	L	-	8	240	31	74	.419	12	34	.353	28	31	.903	11	28	39	18	21	0	6	21	5	102	102.6
11/11	OKC	V	LAC	L	-	9	240	38	88	.432	16	28	.571	16	19	.842	9	36	45	21	27	0	3	17	1	108	103.2
11/13	OKC	v	ORL	L	-	10	240	47	92	.511	7	25	.280	16	26	.615	12	30	42	22	19	0	4	11	6	117	104.6
11/14	OKC	@	DET	L	-	11	240	33	88	.375	5	27	.185	17	22	.773	13	38	51	16	21	0	3	15	6	88	103.1
11/16	OKC	v	HOU	W	-	12	240	40	84	.476	12	25	.480	13	14	.929	5	39	44	25	15	0	7	16	7	105	103.3
11/18	OKC	V	BRK	W	-	13	240	49	89	.551	7	26	.269	19	24	.792	10	36	46	23	24	1	9	16	5	124	104.8
11/20	OKC	v	IND	L	1	14	265	44	101	.436	10	36	.278	13	18	.722	15	34	49	28	23	0	10	20	7	111	105.3
11/22	OKC	@	LAL	L	-	15	240	45	92	.489	11	27	.407	8	11	.727	11	29	40	29	14	0	11	16	6	109	105.5
11/23	OKC	@	SAC	L	-	16	240	32	76	.421	7	25	.280	30	38	.789	5	33	38	18	21	0	7	9	7	101	105.3
11/25	OKC	@	DEN	W	1	17	265	48	96	.500	13	26	.500	23	29	.793	7	33	40	29	21	0	11	12	4	132	106.8
11/26	OKC	v	DET	W	-	18	240	42	83	.506	8	23	.348	14	26	.538	10	33	43	23	16	0	4	11	3	106	106.8
11/28	OKC	@	NY	W	-	19	240	46	92	.500	8	22	.364	12	18	.667	17	36	53	25	22	0	4	14	7	112	107.1
11/30	OKC	v	WAS	W	1	20	265	46	95	.484	12	30	.400	22	31	.710	9	38	47	28	22	0	10	14	4	126	108.0
12/04	OKC	V	NO	W	-	21	240	41	89	.461	6	28	.214	13	26	.500	11	48	59	24	15	0	7	16	5	101	107.7
12/05	OKC	@	ATL	W	-	22	240	37	80	.463	10	31	.323	18	28	.643	8	35	43	26	27	0	9	19	5	102	107.4
12/09	OKC	V	HOU	L	-	23	240	34	81	.420	7	28	.250	24	31	.774	9	37	46	18	19	0	9	18	5	99	107.0
12/11	OKC	v	BOS	W	-	24	240	41	83	.494	3	21	.143	14	27	.519	15	34	49	17	9	0	9	13	7	99	106.7
12/13	OKC	@	POR	L	-	25	240	33	87	.379	8	27	.296	21	28	.750	16	27	43	18	21	0	10	21	2	95	106.2
12/14	OKC	@	UTA	L	-	26	240	30	82	.366	6	19	.316	23	27	.852	13	25	38	14	18	0	4	10	3	89	105.6
12/17	OKC	V	PHO	W	-	27	240	41	81	.506	7	16	.438	25	34	.735	10	32	42	28	21	0	12	14	4	114	105.9
12/19	OKC	v	ATL	L	-	28	240	39	87	.448	10	35	.286	20	26	.769	15	29	44	13	18	0	8	12	3	108	106.0
12/21	OKC	@	NO	W	-	29	240	45	88	.511	11	28	.393	20	24	.833	13	36	49	22	20	0	8	10	6	121	106.5
12/23	OKC	@	BOS	W	-	30	240	41	80	.513	11	26	.423	24	36	.667	10	34	44	27	21	0	5	13	6	117	106.8
12/25	OKC	V	MIN	W	-	31	240	42	82	.512	8	24	.333	20	24	.833	9	33	42	26	24	0	8	15	4	112	107.0
12/27	OKC	@	MIA	W	-	32	240	42	82	.512	5	19	.263	17	25	.680	14	32	46	21	21	0	3	17	4	106	107.0
12/29	OKC	@	MEM	L	-	33	240	25	74	.338	4	22	.182	26	38	.684	14	25	39	9	18	0	5	19	7	80	106.2
12/31	OKC	v	LAC	W	-	34	240	37	78	.474	10	29	.345	30	35	.857	8	36	44	25	20	1	9	9	6	114	106.4
01/02	OKC	@	MIL	L	-	35	240	36	78	.462	9	27	.333	13	19	.684	8	32	40	20	20	0	7	11	5	94	106.0
01/04	OKC	@	CHA	L	-	36	240	42	96	.438	9	30	.300	19	23	.826	14	37	51	22	31	0	6	14	3	112	106.2
01/05	OKC	@	HOU	L	-	37	240	41	91	.451	12	30	.400	22	27	.815	16	38	54	15	21	0	6	9	9	116	106.5
01/07	OKC	v	DEN	W	-	38	240	43	89	.483	12	36	.333	23	29	.793	6	43	49	23	20	0	8	12	11	121	106.8
01/09	OKC	@	CHI	W	-	39	240	47	83	.566	7	24	.292	8	11	.727	6	36	42	30	17	0	5	12	5	109	106.9
01/11	OKC	v	MEM	W	-	40	240	36	81	.444	8	26	.308	23	29	.793	11	42	53	21	18	0	5	16	4	103	106.8
01/13	OKC	@	MIN	L	-	41	240	33	85	.388	3	20	.150	17	21	.810	16	31	47	19	21	0	10	19	2	86	106.3
01/15	OKC	@	SAC	W	-	42	240	40	90	.444	9	28	.321	33	41	.805	17	27	44	20	28	0	14	19	4	122	106.7





## 2016-17 GAME-BY-GAME STATISTICS

DATE	TM	@	OPP	WL	O	G	MIN	FG	FGA	FG%	FG3	FG3A	FG3%	FT	FTA	FT%	OREB	DREB	REB	AST	PF	DQ	STL	TO	BLK	PTS	PPG
01/16	OKC	@	LAC	L	-	43	240	36	85	.424	10	30	.333	16	19	.842	9	27	36	18	15	0	10	15	4	98	106.5
01/18	OKC	@	GS	L	-	44	240	38	90	.422	8	28	.286	16	19	.842	13	23	36	23	22	0	11	19	6	100	106.3
01/23	OKC	@	UTA	W	-	45	240	36	83	.434	6	20	.300	19	25	.760	8	37	45	17	23	0	6	11	6	97	106.1
01/25	OKC	@	NO	W	-	46	240	42	91	.462	10	27	.370	20	28	.714	12	43	55	24	18	0	6	16	11	114	106.3
01/26	OKC	V	DAL	W	-	47	240	37	72	.514	9	22	.409	26	36	.722	7	36	43	13	17	0	7	17	2	109	106.3
01/29	OKC	@	CLE	L	-	48	240	37	100	.370	6	26	.231	11	16	.688	13	42	55	20	19	0	5	16	4	91	106.0
01/31	OKC	@	SA	L	-	49	240	30	85	.353	7	28	.250	27	32	.844	12	38	50	21	30	0	12	20	7	94	105.8
02/01	OKC	V	CHI	L	-	50	240	38	100	.380	10	37	.270	14	17	.824	11	26	37	17	23	0	6	9	4	100	105.7
02/03	OKC	V	MEM	W	-	51	240	38	80	.475	13	26	.500	25	33	.758	16	31	47	21	21	0	7	20	3	114	105.8
02/05	OKC	V	POR	W	-	52	240	40	98	.408	4	18	.222	21	28	.750	17	39	56	18	17	0	9	12	5	105	105.8
02/06	OKC	@	IND	L	-	53	240	34	88	.386	7	28	.250	15	21	.714	20	41	61	17	21	0	6	16	11	90	105.5
02/09	OKC	V	CLE	W	-	54	240	50	106	.472	8	27	.296	10	13	.769	17	34	51	24	23	0	10	14	5	118	105.7
02/11	OKC	V	GS	L	-	55	240	40	83	.482	6	24	.250	28	36	.778	12	31	43	20	23	0	7	19	8	114	105.9
02/13	OKC	@	WAS	L	-	56	240	34	96	.354	7	34	.206	23	30	.767	20	27	47	16	22	0	10	15	2	98	105.8
02/15	OKC	V	NY	W	-	57	240	41	88	.466	12	23	.522	22	31	.710	12	36	48	21	13	0	10	12	4	116	105.9
02/24	OKC	V	LAL	W	-	58	240	44	97	.454	10	24	.417	12	17	.706	14	45	59	28	14	0	9	17	6	110	106.0
02/26	OKC	V	NO	W	-	59	240	42	88	.477	6	21	.286	28	37	.757	16	37	53	17	29	1	4	13	0	118	106.2
02/28	OKC	V	UTA	W	-	60	240	39	76	.513	15	22	.682	16	23	.696	6	36	42	20	17	0	5	14	7	109	106.3
03/02	OKC	@	POR	L	-	61	240	34	86	.395	11	29	.379	30	32	.938	12	28	40	11	25	0	9	12	7	109	106.3
03/03	OKC	@	PHO	L	-	62	240	37	87	.425	9	35	.257	28	35	.800	11	36	47	14	30	1	10	19	5	111	106.4
03/05	OKC	@	DAL	L	-	63	240	33	82	.402	2	22	.091	21	30	.700	13	36	49	19	21	0	4	15	2	89	106.1
03/07	OKC	V	POR	L	-	64	240	44	85	.518	10	25	.400	23	30	.767	12	27	39	16	25	0	4	17	1	121	106.3
03/09	OKC	V	SA	W	-	65	240	41	89	.461	6	20	.300	14	21	.667	15	33	48	23	22	0	10	11	3	102	106.3
03/11	OKC	V	UTA	W	-	66	240	43	86	.500	8	23	.348	18	24	.750	12	31	43	23	20	0	7	12	7	112	106.3
03/14	OKC	@	BRK	W	-	67	240	44	89	.494	10	22	.455	24	34	.706	13	31	44	30	27	0	13	13	6	122	106.6
03/16	OKC	@	TOR	W	-	68	240	47	88	.534	14	25	.560	15	19	.789	10	37	47	33	22	1	10	18	1	123	106.8
03/18	OKC	V	SAC	W	-	69	240	41	82	.500	10	26	.385	18	25	.720	13	36	49	23	21	0	7	16	4	110	106.9
03/20	OKC	V	GS	L	-	70	240	37	87	.425	4	21	.190	17	31	.548	12	28	40	18	19	0	10	11	2	95	106.7
03/22	OKC	V	PHI	W	-	71	240	48	88	.545	4	16	.250	22	30	.733	18	36	54	26	17	0	7	16	8	122	106.9
03/26	OKC	@	HOU	L	-	72	240	47	94	.500	11	30	.367	20	28	.714	15	26	41	27	21	0	15	16	3	125	107.2
03/27	OKC	@	DAL	W	-	73	240	37	85	.435	6	23	.261	12	14	.857	11	37	48	17	21	0	10	18	7	92	107.0
03/29	OKC	@	ORL	W	1	74	265	43	102	.422	10	33	.303	18	28	.643	11	46	57	18	20	0	11	12	7	114	107.1
03/31	OKC	V	SA	L	-	75	240	33	81	.407	6	21	.286	23	27	.852	13	33	46	21	21	0	7	18	3	95	106.9
04/02	OKC	V	CHA	L	-	76	240	39	84	.464	12	31	.387	11	12	.917	7	35	42	19	20	0	10	24	5	101	106.8
04/04	OKC	V	MIL	W	-	77	240	40	84	.476	9	28	.321	21	25	.840	11	42	53	29	20	0	9	14	7	110	106.9
04/05	OKC	@	MEM	W	-	78	240	37	85	.435	14	31	.452	15	24	.625	12	32	44	19	20	0	8	12	3	103	106.8
04/07	OKC	@	PHO	L	-	79	240	34	92	.370	7	30	.233	24	33	.727	22	26	48	13	26	0	1	10	3	99	106.7
04/09	OKC	@	DEN	W	-	80	240	40	96	.417	6	25	.240	20	22	.909	18	36	54	19	19	0	7	12	3	106	106.7
04/11	OKC	@	MIN	W	-	81	240	37	86	.430	7	22	.318	19	25	.760	18	36	54	22	21	0	7	17	4	100	106.6
04/12	OKC	V	DEN	L	-	82	240	43	101	.426	8	25	.320	11	17	.647	14	37	51	20	24	1	10	12	8	105	106.6
TOTALS						82	19805	3237	7169	.452	692	2116	.327	1575	2113	.745	1002	2821	3823	1721	1715	6	648	1230	408	8741	106.6

## 2016-17 THUNDER HIGHS AND LOWS



### 2016-17 THUNDER TEAM HIGHS/LOWS

	HIGH	LOW
Points		
1st Quarter	40 points; 3/7 vs. POR	13 points; 11/13 vs. ORL
2nd Quarter	38 points; 4/12 vs. DEN	10 points; 3/27 at DAL
3rd Quarter	39 points; 3/16 at TOR	11 points; 1/23 at UTA
4th Quarter	38 points; 11/25 at DEN	18; (3x) MR: 3/5 at DAL
1st Half	69 points; 12/31 vs. LAC	35 points; 3/27 at DAL
2nd Half	70 points; 11/13 vs. ORL	36; (2x) MR: 1/13 at MIN
Overtime	21 points; 11/30 vs. WAS	8 points; 11/20 vs. IND
FG Made	50 FG; 2/9 vs. CLE	25 FG; 12/29 at MEM
FG Attempted	106 FGA; 2/9 vs. CLE	72 FGA; 1/26 vs. DAL
FG Percentage	.566; 1/9 at CHI	.338; 12/29 at MEM
3P Made	16; 11/11 vs. LAC	2; 3/5 at DAL
3P Attempted	37; 2/1 vs. CHI	16; (3x) MR: 3/22 vs. PHI
3P Percentage	.682; 2/28 vs. UTA	.091; 3/5 at DAL
FT Made	33; 1/15 at SAC	8; (2x) MR: 1/9 at CHI
FT Attempted	41; 1/15 at SAC	11; (2x) MR: 1/9 at CHI
FT Percentage	.938; 3/2 at POR	.500; 12/4 vs. NOP
Off. Rebounds	22; 4/7 at PHX	5 (2x) MR: 11/23 at SAC
Def. Rebounds	48; 12/4 vs. NOP	25; (2x) MR: 12/29 at MEM
Tot. Rebounds	61; 2/6 at IND	36; (2x) MR: 1/18 at GSW
Assists	33; 3/16 at TOR	9; 12/29 at MEM
Steals	15 (2x) MR: 3/26 at HOU	1; 4/7 at PHX
Turnovers	24; 4/2 vs. CHA	9 (4x); MR: 2/1 vs. CHI
Blocks	11 (3x) MR: 2/6 at IND	0; 2/26 vs. NOP

### 2016-17 OPPONENT HIGHS AND LOWS

	HIGH	LOW
Points		
1st Quarter	40 (2x) MR: 11/18 vs. BKN	12 points; 12/31 vs. LAC
2nd Quarter	42; (2x) MR: 3/26 at HOU	13 points; 10/28 vs. PHX
3rd Quarter	39 points; 2/1 vs. CHI	15 points; 12/5 at ATL
4th Quarter	39 points; 1/15 at SAC	13 points; 11/16 vs. HOU
1st Half	79 points; 3/26 at HOU	39; (2x) MR: 4/4 vs. MIL
2nd Half	73 points; 2/1 at CHI	39 points; 11/5 vs. MIN
Overtime	12 points; 11/20 vs. IND	4 points; 3/29 at ORL
FG Made	50 FG; 3/26 at HOU	29 FG; 4/4 vs. MIL
FG Attempted	101 FGA (2x) MR: 2/24 vs. LAL	71 FGA; 3/14 at BKN
FG Percentage	.633; 3/26 at HOU	.358; 4/4 vs. MIL
3P Made	20; 3/26 at HOU	1; 11/26 vs. DET
3P Attempted	42; 12/9 vs. HOU	12; 12/25 vs. MIN
3P Percentage	.591; 12/29 at MEM	.053; 11/26 vs. DET
FT Made	40; 1/4 at CHA	5; 12/11 vs. BOS
FT Attempted	49; 1/4 at CHA	8; 12/11 vs. BOS
FT Percentage	.941; 11/23 at SAC	.429; 2/24 vs. LAL
Off. Rebounds	17; 11/5 vs. MIN	2; 3/26 at HOU
Def. Rebounds	43; (2x) MR: 1/29 at CLE	19; 3/22 vs. PHI
Tot. Rebounds	53; 1/7 vs. DEN	25; 3/22 vs. PHI
Assists	35; 1/18 at GSW	11; 11/26 vs. DET
Steals	18; 4/2 vs. CHA	4 (6x) MR: 12/31 vs. LAC
Turnovers	22; (3x) MR: 1/15 at SAC	5; 11/28 at NYK
Blocks	14; 11/23 at GSW	1 (4x) MR: 2/26 vs. NOP





## 2016-17 INDIVIDUAL HIGHS

### 2016-17 THUNDER INDIVIDUAL HIGHS/LOWS

	HIGHS	PLAYER	OPPONENT	DATE
Minutes	45 (2x)	MR: Victor Oladipo	vs. WAS	11/30
FG Made	21 (2x)	MR: Russell Westbrook	at ORL	3/29
FG Attempted	44	Russell Westbrook	vs. PHX	10/28
3P Made	8 (2x)	MR: Russell Westbrook	at MEM	4/5
3P Attempted	16	Russell Westbrook	at POR	3/2
FT Made	17 (2x)	MR: Russell Westbrook	at PHX	3/3
FT Attempted	20	Russell Westbrook	vs. PHX	10/28
Off. Rebounds	11	Steven Adams	vs. MEM	2/3
Def. Rebounds	16 (3x)	MR: Russell Westbrook	vs. LAL	2/24
Tot. Rebounds	18 (2x)	MR: Russell Westbrook	vs. LAL	2/24
Assists	22	Russell Westbrook	vs. PHX	12/17
Steals	5 (3x)	MR: Russell Westbrook	at MEM	4/5
Blocks	5	Jerami Grant	at IND	2/6
Points	58	Russell Westbrook	vs. POR	3/7
Points in Quarter	23	Russell Westbrook	vs. PHX	10/28
Points in a Half	33	Russell Westbrook	vs. PHX	10/28

### 2016-17 OPPONENT INDIVIDUAL HIGHS AND LOWS

	HIGHS	PLAYER	OPPONENT	DATE
FG Made	15 (2x)	MR: Anthony Davis	vs. NOP	2/26
FG Attempted	28	Anthony Davis	vs. NOP	2/26
3P Made	7 (4x)	MR: Lou Williams	at HOU	3/26
3P Attempted	15	Klay Thompson	vs. GSW	3/20
FT Made	15	DeMarcus Cousins	vs. NOP	2/26
FT Attempted	17	DeMarcus Cousins	at SAC	1/15
Off. Rebounds	6 (3x)	MR: Tristan Thompson	at CLE	1/29
Def. Rebounds	15	Karl-Anthony Towns	at MIN	1/13
Tot. Rebounds	17	Karl-Anthony Towns	at MIN	1/13
Assists	15	John Wall	vs. WAS	11/30
Steals	6	Jeff Teague	vs. IND	11/20
Blocks	5 (2x)	MR: Marc Gasol	at MEM	12/29
Points	40	Kevin Durant	at GSW	1/18
Points in Quarter	24	Anthony Davis	vs. NOP	2/26
Points in a Half	29	Kevin Durant	at GSW	1/13

## 2016-17 INDIVIDUAL AND TEAM HIGHS



PLAYER	MINUTES	FIELD GOALS	FREE THROWS	OFFENSIVE REBOUNDS	DEFENSIVE REBOUNDS	TOTAL	ASSISTS	STEALS	TURNOVERS	BLOCKED SHOTS	POINTS
ALEX ABRINES	35C FEB. 26 vs N.O.	7C FEB. 24 vs LA-L	4C(3) JAN. 15 at Sac.	3C APR. 12 vs Den.	3C(7) APR. 12 vs Den.	6C APR. 12 vs Den.	3C(3) MAR. 14 at Brk.	3C MAR. 26 at Hou.	2C(6) JAN. 15 at Sac.	1C(8) APR. 11 at Minn.	19C FEB. 24 vs LA-L
STEVEN ADAMS	44C FEB. 3 vs Mem.	11C JAN. 9 at Chi.	8C(2) DEC. 9 vs Hou.	10C FEB. 3 vs Mem.	9 (3) MAR. 18 vs Sac.	14 DEC. 29 at Mem.	4T FEB. 24 vs LA-L	4 DEC. 13 at Port.	6C OCT. 28 vs Phoe.	4 (3) JAN. 25 at N.O.	24C DEC. 9 vs Hou.
SEMAJ CHRISTON	30C APR. 11 at Minn.	5C JAN. 2 at Milw.	2C(7) APR. 4 vs Milw.	2C(2) MAR. 26 at Hou.	6C APR. 4 vs Milw.	7C APR. 4 vs Milw.	6C(2) APR. 11 at Minn.	2C(6) APR. 2 vs Cha.	4C MAR. 26 at Hou.	1C(7) APR. 4 vs Milw.	11C JAN. 2 at Milw.
NICK COLLISON	16 DEC. 14 at Utah	3 (3) APR. 12 vs Den.	2 FEB. 3 vs Mem.	2 (3) APR. 12 vs Den.	3 (4) APR. 11 at Minn.	5 MAR. 22 at Minn.	3 NOV. 2 at LA-C	1 (2) MAR. 27 at Dall.	1 (4) FEB. 3 vs Mem.	1 (2) MAR. 22 vs Phil.	7 (2) MAR. 22 vs Phil.
TAJ GIBSON	40 DEC. 2 vs OKC.	10 DEC. 2 vs Clev.	6 JAN. 27 vs Miami	5 (8) MAR. 7 vs Port.	11 JAN. 14 vs N.O.	15 JAN. 14 vs N.O.	5 DEC. 2 vs Clev.	2 (8) MAR. 29 at Ori.	6T NOV. 20 at LA-L	4 JAN. 27 vs Miami	23 DEC. 2 vs Clev.
TAJ GIBSON OKC.	33 MAR. 2 at Port.	8 MAR. 14 at Brk.	5 APR. 12 vs Den.	5 MAR. 7 vs Port.	5 MAR. 11 vs Utah	5 MAR. 7 vs Port.	2 (2) MAR. 2 at Port.	2 (3) MAR. 29 at Ori.	4 MAR. 3 at Phoe.	2 (4) APR. 12 vs Den.	17 MAR. 14 at Brk.
JERAMI GRANT	34 JAN. 16 at LA-C	5 (4) APR. 12 vs Den.	5 (3) FEB. 15 vs N.Y.	3 FEB. 6 at Ind.	7 (2) APR. 11 at Minn.	8 (2) APR. 11 at Minn.	4 FEB. 13 at Wash.	3 NOV. 18 vs Brk.	2 (8) MAR. 16 at Tor.	5 FEB. 6 at Ind.	15 (2) FEB. 1 vs Chi.
JERAMI GRANT OKC.	34 JAN. 16 at LA-C	5 (4) APR. 12 vs Den.	5 (3) FEB. 15 vs N.Y.	3 FEB. 6 at Ind.	7 (2) APR. 11 at Minn.	8 (2) APR. 11 at Minn.	4 FEB. 13 at Wash.	3 NOV. 18 vs Brk.	2 (7) MAR. 16 at Tor.	5 FEB. 6 at Ind.	15 (2) FEB. 1 vs Chi.
JOSH HUESTIS	24C APR. 12 vs Den.	3C(2) APR. 12 vs Den.	0T APR. 12 vs Den.	2C(2) APR. 12 vs Den.	3 APR. 12 vs Den.	5 APR. 12 vs Den.	2C APR. 12 vs Den.	0 APR. 12 vs Den.	0	3C	7C(2)
ERSAN ILYASOVA	26 OCT. 30 vs LA-L	4 OCT. 26 at Phil.	0 OCT. 30 vs LA-L	1 (2) OCT. 30 vs LA-L	5 (2) OCT. 30 vs LA-L	6 OCT. 26 at Phil.	1 OCT. 30 vs LA-L	1 (3) OCT. 30 vs LA-L	2 (2) OCT. 30 vs LA-L	1 OCT. 26 at Phil.	10
ENES KANTER	34 DEC. 21 at N.O.	12 NOV. 28 at N.Y.	11T DEC. 31 vs LA-C	7 JAN. 15 at Sac.	10 MAR. 29 at Ori.	13 (2) JAN. 5 at Hou.	4 DEC. 25 vs Minn.	3T APR. 4 vs Milw.	4 (7) MAR. 16 at Tor.	3 (2) NOV. 28 at N.Y.	29 JAN. 15 at Sac.
JOFFREY LAUVERGNE	30 JAN. 16 at LA-C	6 (5) FEB. 13 at Wash.	4T(4) FEB. 13 at Wash.	4 (3) FEB. 5 vs Port.	7 (3) FEB. 3 vs Mem.	11 DEC. 4 vs N.O.	4T FEB. 13 vs N.Y.	2T(4) FEB. 15 vs N.Y.	3 (3) FEB. 3 vs Minn.	1 (6) FEB. 1 vs Chi.	17 FEB. 13 at Wash.
DOUG MCDEMOTT	40C APR. 7 at Phoe.	9 (2) JAN. 15 at Mem.	10C JAN. 15 at Mem.	2 (3) FEB. 24 vs LA-L	8C JAN. 7 vs Tor.	10C JAN. 7 vs Tor.	3 (4) DEC. 31 vs Milw.	1T(13) MAR. 31 at Atl.	3T(2) JAN. 20 at Atl.	1T(5) APR. 4 vs Milw.	31C JAN. 15 at Mem.
DOUG MCDEMOTT OKC.	40C APR. 7 at Phoe.	8 MAR. 18 vs Sac.	2 (4) MAR. 14 at Brk.	2 FEB. 24 vs LA-L	6 APR. 5 at Mem.	7 APR. 5 at Mem.	2 (2) APR. 4 vs Milw.	1T(2) MAR. 31 vs S.A.	2 FEB. 24 vs LA-L	1T APR. 4 vs Milw.	21 MAR. 18 vs Sac.
ANTHONY MORROW	31 NOV. 30 vs Wash.	8 NOV. 26 vs Det.	4 JAN. 31 at S.A.	2 NOV. 14 at Det.	2 (4) FEB. 9 vs Clev.	3 DEC. 4 vs N.O.	4 NOV. 30 vs Wash.	2 (5) FEB. 3 vs Mem.	1 (6) FEB. 3 vs Mem.	1 (2) NOV. 25 at Den.	21 NOV. 26 vs Det.
VICTOR OLADIPO	45 NOV. 30 vs Wash.	12 NOV. 16 vs Hou.	8 JAN. 15 at Sac.	3 (2) APR. 11 at Minn.	12 FEB. 5 vs Port.	12 FEB. 5 vs Port.	7 NOV. 25 at Den.	4 (3) MAR. 14 at Brk.	2 (3) APR. 11 at Minn.	2 (3) FEB. 5 vs Port.	29 NOV. 16 vs Hou.
CAMERON PAYNE	25 JAN. 18 at G.S.	6 FEB. 9 vs Clev.	2 (2) JAN. 31 at S.A.	1T(2) FEB. 6 at Ind.	4 (3) JAN. 29 at Clev.	4 (3) JAN. 29 at Clev.	5 FEB. 1 vs Chi.	2 (3) FEB. 13 at Wash.	3 FEB. 13 at Wash.	1T(4) FEB. 5 vs Port.	15 FEB. 9 vs Clev.
ANDRE ROBERSON	41C FEB. 9 vs Clev.	8C FEB. 24 vs LA-L	5C JAN. 7 vs Den.	5 (4) MAR. 31 vs S.A.	11C OCT. 28 vs S.A.	11 (6) MAR. 31 vs S.A.	4 (2) APR. 4 vs Milw.	5C(2) JAN. 13 at Minn.	3 (2) DEC. 23 at Bos.	4T NOV. 13 vs Ori.	19C FEB. 24 vs LA-L
DOMANTAS SABONIS	35C JAN. 31 at S.A.	8C DEC. 23 at Bos.	6C APR. 11 at Minn.	3C(3) FEB. 15 vs N.Y.	10C NOV. 7 vs Miami	10C(2) JAN. 31 at S.A.	5C NOV. 5 vs Minn.	2C(6) APR. 12 vs Den.	6C JAN. 31 at Brk.	2C(8) MAR. 14 at Bos.	20C DEC. 23 at Bos.
KYLE SINGLER	34 APR. 9 at Den.	4 (2) APR. 11 at Minn.	2 (6) APR. 12 vs Den.	2 (2) APR. 9 at Den.	6 APR. 12 vs Den.	6 APR. 12 vs Den.	3 APR. 9 at Den.	3 APR. 9 at Den.	2 (2) DEC. 17 vs Phoe.	1 (5) APR. 12 vs Den.	11 APR. 11 at Minn.
RUSSELL WESTBROOK	45 OCT. 28 vs Phoe.	21T(2) MAR. 29 at Ori.	17 (2) MAR. 3 at Phoe.	6 APR. 7 at Phoe.	17C DEC. 27 at Miami	18 (2) FEB. 24 vs LA-L	22C DEC. 17 vs Phoe.	4 (5) APR. 5 at Mem.	11T FEB. 11 vs G.S.	2 (6) MAR. 22 vs Phil.	58C MAR. 7 vs Port.
THUNDER High Games	265 (5) MAR. 29 at Ori.	50 FEB. 9 vs Clev.	33 JAN. 15 at Sac.	22 APR. 7 at Phoe.	48 DEC. 4 vs N.O.	61 FEB. 6 at Ind.	33 MAR. 16 at Tor.	15 (2) MAR. 26 at Hou.	24 APR. 2 vs Cha.	11 (3) FEB. 6 at Ind.	132 NOV. 25 at Den.
THUNDER Low Games	240 (77) APR. 12 vs Den.	25 DEC. 29 at Mem.	8 (2) JAN. 9 at Chi.	5 (2) NOV. 23 at Sac.	23 JAN. 18 at G.S.	23 JAN. 18 at G.S.	9 DEC. 29 at Mem.	1 APR. 7 at Phoe.	9 (4) FEB. 1 vs Chi.	0 FEB. 26 vs N.O.	80 DEC. 29 at Mem.
OPPONENTS High Games	265 (5) MAR. 29 at Ori.	50 MAR. 26 at Hou.	40 JAN. 4 at Cha.	17 NOV. 5 vs Minn.	43 (2) JAN. 29 at Clev.	53 (2) JAN. 29 at Ori.	35 JAN. 18 at G.S.	18 APR. 2 vs Cha.	23 FEB. 13 at Wash.	14 NOV. 3 at G.S.	137 MAR. 26 at Hou.
OPPONENTS Low Games	240 (77) APR. 12 vs Den.	29 APR. 4 vs Milw.	5 DEC. 11 vs Bos.	2 MAR. 26 at Hou.	19 MAR. 22 vs Phil.	25 MAR. 22 vs Phil.	11 NOV. 26 vs Det.	4 (8) FEB. 13 at Wash.	5 NOV. 28 at N.Y.	1 (4) FEB. 26 vs N.O.	79 APR. 4 vs Milw.

\*C\* indicates a new career-high. \*T\* a tied career-high.  
Numbers in parentheses indicate the number of games in which a player or team has reached a given total (if more than one).





## 2016-17 LEADERS/BACK-TO-BACK

### 2016-17 THUNDER GAME LEADERS

	Double Figures					Double-Doubles		Game Leaders		
	10+ Pts	20+ Pts	30+ Pts	10+ Reb	10+ Ast	Pt/Reb	Pt/Ast	Pts	Reb	Ast
Abrines	16							1		
Adams	48	7		25		16		1	14	
Christon	4									2
Cole	1									
Collison										
Gibson	11							1	1	
Grant	8							1		1
Huestis										
Kanter	60	13		18		18		7	13	
Lauvergne	8			1					2	1
McDermott	5	1								
Morrow	8	1						1		
Oladipo	56	18		2		2		3	3	2
Payne	2									
Roberson	16			6		2		1	4	

\*\*Westbrook owns four 50-plus point game and 18 40-plus point games

\*\*Westbrook owns four 50-plus point game and 18 40-plus point games

### THUNDER BACK-TO-BACK SETS

1.	11/2 at L.A. Clippers	W, 85-83	11/3 at Golden State	L, 96-122	1-1
2.	11/13 vs. Orlando	L, 117-119	11/14 at Detroit	L, 88-104	0-2
3.	11/22 at L.A. Lakers	L, 109-111	11/23 at Sacramento	L, 101-116	0-2
4.	11/25 at Denver	W, 132-129(OT)	11/26 vs Detroit	W, 106-88	2-0
5.	12/4 vs. New Orleans	W, 101-92	12/5 at Atlanta	W, 102-99	2-0
6.	12/13 at Portland	L, 95-114	12/14 at Utah	L, 89-109	0-2
7.	1/4 at Charlotte	L, 112-123	1/5 at Houston	L, 116-118	0-2
8.	1/15 at Sacramento	W, 122-118	1/16 at L.A. Clippers	L, 98-120	1-1
9.	1/25 at New Orleans	W, 114-105	1/26 vs. Dallas	W, 109-98	2-0
10.	1/31 at San Antonio	L, 94-108	2/1 vs. Chicago	L, 100-128	0-2
11.	2/5 vs. Portland	W, 105-99	2/6 at Indiana	L, 90-93	1-1
12.	3/2 at Portland	L, 109-114	3/3 at Phoenix	L, 111-118	0-2
13.	3/26 at Houston	L, 125-137	3/27 at Dallas	W, 92-91	1-1
14.	4/4 vs. Milwaukee	W, 110-79	4/5 at Memphis	W, 103-100	2-0
15.	4/11 at Minnesota	W, 100-98	4/12 vs. Denver	L, 105-111	1-1

(15 back-to-backs: 13-17 record total; 8-7 on the first night and 5-10 on the second night)

## 2016-17 INJURIES/STARTING LINEUPS



### 2016-17 THUNDER GAMES LOST DUE TO INJURY OR ILLNESS

Cameron Payne	10/26-12/31	34	right foot fracture
Semaj Christon	11/20	1	concussion
Victor Oladipo	12/13-12/29	9	right wrist sprain
Steven Adams	1/16-1/18	2	concussion
Enes Kanter	1/29-2/15	10	fractured right ulna
Alex Abrines	1/31-2/3	3	back spasms
Victor Oladipo	2/24-3/5	6	back spasms
Taj Gibson	3/31	1	illness
Alex Abrines	4/5-4/9	3	left knee sprain
Andre Roberson	4/7	1	left knee soreness
Doug McDermott	4/9-4/13	3	left knee soreness

### THUNDER STARTING LINEUPS

FORWARD	FORWARD	CENTER	GUARD	GUARD	GS	W	L
Sabonis	Roberson	Adams	Oladipo	Westbrook	48	27	21
Sabonis	Roberson	Adams	Grant	Westbrook	2	0	2
Sabonis	Roberson	Adams	Morrow	Westbrook	7	5	2
Sabonis	Roberson	Grant	Oladipo	Westbrook	2	0	2
Sabonis	Roberson	Adams	Abrines	Westbrook	6	3	3
Gibson	Roberson	Adams	Oladipo	Westbrook	14	11	3
Gibson	McDermott	Adams	Oladipo	Westbrook	1	0	1
Sabonis	Singler	Adams	Oladipo	Christon	1	1	0
Singler	Gibson	Adams	Oladipo	Westbrook	1	0	1

### Total: 9 Different Starting Lineups

STARTER	GS	W	L
Abrines	6	3	3
Adams	80	47	33
Christon	1	1	0
Collison			
Gibson	16	11	5
Grant	4	0	4
Huestis			
Kanter			
Lauvergne			
McDermott	1	0	1
Morrow	7	5	2
Oladipo	67	39	28
Payne			
Roberson	79	46	33
Sabonis	66	36	30
Singler	2	1	1
Westbrook	81	46	35





## 2016-17 TRANSACTIONS

June 23	Acquired rights to Daniel Hamilton for cash considerations
June 23	Acquired Victor Oladipo, Ersan Ilyasova, rights to Domantas Sabonis for Serge Ibaka
June 24	Exercised contract option of Ersan Ilyasova through 2016-17
June 30	Team tendered qualifying offer for Dion Waiters, making him a restricted free agent
July 18	Team rescinded qualifying offer for Dion Waiters, making him unrestricted free agent
July 23	Signed Alex Abrines to a 3-year, \$18M contract
August 8	Re-signed Russell Westbrook to a 3-year, \$85.7M contract extension 2017-18 (third year is a player option)
August 12	Signed first round pick Domantas Sabonis
August 13	Signed Ronnie Price to a 2-year contract
August 19	Signed Semaj Christon
August 30	Acquired Joffery Lauvergne for two 2017 second round picks
September 7	Submitted tender offer to Dakari Johnson
September 7	Submitted tender offer to Tomislav Zubcic
September 17	Waived Tomislav Zubcic
September 18	Tomislav Zubcic rights renounced
September 22	Signed free agent Alex Caruso
September 22	Signed free agent Chris Wright
September 22	Signed free agent Kaleb Tarczewski
October 17	Waived Alex Caruso
October 17	Signed free agent Reggie Williams
October 19	Waived Reggie Williams
October 24	Waived Chris Wright
October 24	Waived Kaleb Tarczewski
October 24	Waived Mitch McGary
October 24	Waived Reggie Williams
October 24	Waived Ronnie Price
October 29	Team exercised contract option for Cameron Payne through 2017-18
October 29	Team exercised contract option for Josh Huestis through 2017-18
October 31	Re-signed Steven Adams to multi-year contract extension
October 31	Re-signed Victor Oladipo to multi year contract extension
November 1	Acquired Jerami Grant for Ersan Ilyasova, 2020 first round pick
November 5	Assigned Josh Huestis to Oklahoma City Blue
November 5	Recalled Josh Huestis from Oklahoma City Blue
November 8	Assigned Josh Huestis to Oklahoma City Blue
November 8	Recalled Josh Huestis from Oklahoma City Blue
November 11	Assigned Josh Huestis to Oklahoma City Blue
November 12	Recalled Josh Huestis from Oklahoma City Blue
November 15	Assigned Josh Huestis to Oklahoma City Blue
November 16	Recalled Josh Huestis from Oklahoma City Blue
November 29	Assigned Josh Huestis to Oklahoma City Blue
December 3	Recalled Josh Huestis from Oklahoma City Blue
December 4	Assigned Josh Huestis to Oklahoma City Blue
December 18	Recalled Josh Huestis from Oklahoma City Blue
December 20	Assigned Josh Huestis to Oklahoma City Blue
December 21	Recalled Josh Huestis from Oklahoma City Blue
December 27	Assigned Josh Huestis to Oklahoma City Blue
January 1	Assigned Cameron Payne to Oklahoma City Blue
January 7	Recalled Cameron Payne from Oklahoma City Blue
January 12	Assigned Semaj Christon to Oklahoma City Blue
January 21	Recalled Josh Huestis and Semaj Christon from Oklahoma City Blue
January 26	Assigned Josh Huestis and Semaj Christon to Oklahoma City Blue
January 27	Recalled Josh Huestis and Semaj Christon from Oklahoma City Blue
February 2	Assigned Josh Huestis to Oklahoma City Blue
February 5	Recalled Josh Huestis from Oklahoma City Blue
February 23	Acquired Taj Gibson, Doug McDermott, 2018 second round pick for Cameron Payne, Joffrey Lauvergne and Anthony Morrow
February 25	Assigned Josh Huestis to Oklahoma City Blue
February 26	Recalled Josh Huestis from Oklahoma City Blue
February 27	Assigned Josh Huestis to Oklahoma City Blue
March 1	Signed unrestricted free agent Norris Cole
March 8	Recalled Josh Huestis from Oklahoma City Blue
March 18	Assigned Josh Huestis to Oklahoma City Blue
March 19	Recalled Josh Huestis from Oklahoma City Blue
March 23	Assigned Josh Huestis to Oklahoma City Blue
April 11	Recalled Josh Huestis from Oklahoma City Blue
April 13	Assigned Josh Huestis to Oklahoma City Blue
April 14	Recalled Josh Huestis from Oklahoma City Blue
April 15	Assigned Josh Huestis to Oklahoma City Blue
April 20	Recalled Josh Huestis from Oklahoma City Blue





## 2016-17 NBA REVIEW

## 2016-17 STANDINGS/HEAD-TO-HEAD



### NBA EASTERN CONFERENCE

ATLANTIC DIVISION		W	L	PCT	GB	HOME	ROAD	LAST-10	STREAK
Boston	53	29	.646	-	30-11	23-18	7-3	Won 3	
Toronto	51	31	.622	2	28-13	23-18	8-2	Won 4	
New York	31	51	.378	22	19-22	12-29	4-6	Won 1	
Philadelphia	28	54	.341	25	17-24	11-30	1-9	Lost 8	
Brooklyn	20	62	.244	33	13-28	7-34	5-5	Lost 2	
CENTRAL DIVISION		W	L	PCT	GB	HOME	ROAD	LAST-10	STREAK
Cleveland	51	31	.622	-	31-10	20-21	4-6	Lost 4	
Milwaukee	42	40	.512	9	23-18	19-22	5-5	Lost 1	
Indiana	42	40	.512	9	29-12	13-28	6-4	Won 5	
Chicago	41	41	.500	10	25-16	16-25	7-3	Won 2	
Detroit	37	45	.451	14	24-17	13-28	3-7	Lost 2	
SOUTHEAST DIVISION		W	L	PCT	GB	HOME	ROAD	LAST-10	STREAK
Washington	49	33	.598	-	30-11	19-22	5-5	Lost 1	
Atlanta	43	39	.524	6	23-18	20-21	6-4	Lost 1	
Miami	41	41	.500	8	23-18	18-23	6-4	Won 3	
Charlotte	36	46	.439	13	22-19	14-27	4-6	Lost 5	
Orlando	29	53	.354	20	16-25	13-28	3-7	Won 1	

### NBA WESTERN CONFERENCE

SOUTHWEST DIVISION		W	L	PCT	GB	HOME	ROAD	LAST-10	STREAK
San Antonio	61	21	.744	-	31-10	30-11	5-5	Lost 3	
Houston	55	27	.671	6	30-11	25-16	5-5	Won 1	
Memphis	43	39	.524	18	24-17	19-22	3-7	Lost 2	
New Orleans	34	48	.415	27	21-20	13-28	4-6	Won 1	
Dallas	33	49	.402	28	21-20	12-29	2-8	Won 1	
NORTHWEST DIVISION		W	L	PCT	GB	HOME	ROAD	LAST-10	STREAK
Utah	51	31	.622	-	29-12	22-19	7-3	Won 2	
Oklahoma City	47	35	.573	4	28-13	19-22	6-4	Lost 1	
Portland	41	41	.500	10	25-16	16-25	7-3	Lost 1	
Denver	40	42	.488	11	22-19	18-23	5-5	Won 2	
Minnesota	31	51	.378	20	20-21	11-30	3-7	Lost 6	
PACIFIC DIVISION		W	L	PCT	GB	HOME	ROAD	LAST-10	STREAK
Golden State	67	15	.817	-	36-5	31-10	9-1	Won 1	
L.A. Clippers	51	31	.622	16	29-12	22-19	8-2	Won 7	
Sacramento	32	50	.390	35	17-24	15-26	5-5	Lost 1	
L.A. Lakers	26	56	.317	41	17-24	9-32	5-5	Lost 1	
Phoenix	24	58	.293	43	15-26	9-32	2-8	Lost 1	

### HEAD-TO-HEAD WIN GRID

	ATL	BOS	BKN	CHA	CHI	CLE	DAL	DEN	DET	GS	HOU	IND	LAC	LAL	MEM	MIA	MIL	MIN	NO	NY	OKC	ORL	PHI	PHO	POR	SAC	SA	TOR	UTA	WAS	W	L	PCT	GB	LAST-10	STREAK			
ATLANTIC DIVISION																																							
BOS	1	-	4	2	1	1	2	0	3	1	1	3	1	2	2	4	2	2	1	3	0	3	3	1	1	1	0	1	2	2	53	29	.646	-	7-3	Won 3			
TOR	1	3	4	2	1	1	2	2	3	0	1	2	1	2	1	3	3	1	2	4	1	2	3	0	2	1	0	0	1	2	31	31	.622	2	8-2	Won 4			
NY	1	1	3	2	3	0	1	0	2	0	0	3	1	1	2	1	2	0	1	1	2	3	2	0	1	2	1	0	0	31	51	.378	22	4-6	Won 1				
PHI	0	1	2	2	1	0	1	1	1	0	0	1	1	1	0	2	2	1	1	1	2	0	1	1	2	0	1	1	0	29	54	.341	25	1-9	Lost 8				
BKN	2	0	-	1	1	0	1	2	0	0	1	1	1	1	0	0	0	1	1	2	0	1	1	2	0	1	0	0	0	20	62	.244	33	5-5	Lost 2				
CENTRAL DIVISION																																							
CLE	1	3	3	4	0	-	1	1	2	1	1	3	0	2	1	1	3	2	1	4	1	3	3	2	1	1	0	3	1	2	51	31	.622	-	4-6	Lost 4			
MIL	1	1	4	2	3	1	0	2	3	0	1	3	2	1	1	1	1	1	1	2	1	2	4	3	2	2	2	1	1	0	42	40	.512	9	5-5	Lost 1			
IND	2	0	3	2	2	1	1	0	4	0	2	-	2	1	1	1	1	1	1	2	4	3	1	1	2	0	1	1	1	1	42	40	.512	9	5-5	Lost 1			
CHI	1	2	3	2	-	4	0	0	2	1	0	2	0	1	1	2	1	0	2	0	1	3	3	1	1	2	2	2	2	1	41	41	.500	10	7-3	Won 2			
DET	2	1	1	3	2	2	2	2	-	0	1	1	2	1	2	1	2	1	2	1	1	2	1	1	2	0	1	0	1	1	37	45	.451	14	3-7	Lost 2			
SOUTHEAST DIVISION																																							
WAS	3	2	4	3	3	1	0	2	2	1	0	3	1	2	1	0	3	1	2	4	1	2	1	2	2	2	0	1	0	-	49	33	.598	-	5-5	Lost 1			
ATL	-	2	2	1	3	3	2	2	1	0	2	1	0	0	1	2	3	0	1	3	1	2	4	1	1	1	1	2	0	1	43	39	.524	6	6-4	Won 3			
MA	2	0	3	2	1	3	1	1	2	1	2	1	1	1	1	3	2	1	1	1	0	1	2	1	1	1	1	1	1	4	41	41	.500	8	6-4	Won 3			
CHA	3	0	3	-	1	0	2	2	1	0	0	2	0	2	1	2	1	1	0	1	2	4	1	1	1	1	1	1	0	2	1	36	46	.439	13	4-6	Lost 5		
ORL	2	0	2	0	1	0	1	0	3	0	0	0	0	0	1	1	3	1	0	1	1	-	3	1	1	1	1	1	1	2	29	53	.354	20	3-7	Won 1			
SOUTHWEST DIVISION																																							
SA	1	2	2	2	1	2	2	3	3	2	2	3	2	1	3	2	2	1	4	3	1	2	1	2	2	2	4	-	2	2	2	61	21	.744	-	5-5	Lost 3		
HOU	0	1	2	2	2	1	1	4	1	1	1	-	0	2	2	2	0	1	3	3	2	2	2	2	4	1	1	1	1	1	35	27	.671	6	5-5	Won 1			
MEM	1	0	1	1	1	1	2	3	1	1	2	1	1	1	1	1	1	1	1	1	3	2	1	1	1	1	1	1	1	1	43	39	.524	18	3-7	Lost 2			
NO	1	1	1	2	0	1	2	1	1	0	1	1	1	1	2	2	1	1	3	-	2	0	1	1	3	3	1	1	0	0	34	48	.415	27	4-6	Won 1			
DAL	0	0	2	0	2	1	-	1	0	0	0	1	2	4	2	1	2	1	2	1	1	1	1	1	2	1	1	0	1	2	33	49	.402	28	2-8	Won 1			
NORTHWEST DIVISION																																							
UTA	2	3	2	1	0	1	3	2	2	1	2	1	1	4	1	1	2	3	3	2	1	2	2	3	2	2	3	2	0	-	51	31	.622	-	7-3	Won 2			
OKC	1	2	2	0	1	1	2	3	1	0	1	0	2	2	3	2	1	3	4	2	-	1	2	2	1	2	1	1	3	1	47	35	.573	4	6-4	Lost 1			
POR	1	2	2	0	1	1	2	3	1	0	1	0	2	2	3	2	1	3	4	2	-	1	2	2	1	2	2	1	1	3	1	47	35	.573	4	6-4	Lost 1		
DEN	0	2	1	0	2	1	3	-	0	1	0	2	3	2	0	1	2	2	3	2	1	-	2	1	4	1	2	0	0	2	0	40	42	.488	11	5-5	Won 2		
MIN	2	0	1	1	2	0	2	2	0	1	1	1	2	2	1	0	1	-	0	0	1	2	1	3	1	1	0	1	1	1	31	51	.378	20	3-7	Lost 6			
PACIFIC DIVISION																																							
GS	2	1	1	2	2	1	1	3	2	2	-	3	2	4	-	1	2	3	4	2	2	2	2	4	4	3	1	2	2	1	67	15	.817	-	9-1	Won 1			
LAC	2	1	1	2	2	2	2	2	1	0	1	0	1	3	3	2	0	1	1	2	2	2	1	2	4	4	3	3	3	1	3	1	51	31	.622	16	8-2	Won 7	
SAC	1	1	1	1	0	1	2	2	2	1	0	0	0	2	2	0	0	3	2	2	1	1	1	1	3	2	0	2	2	1	37	41	.565	35	5-5	Lost 1			
LAL	2	1	1	0	1	1	0	3	0	1	0	1	1	1	1	1	1	0	0	1	2	1	1	2	0	1	1	1	1	0	0	24	58	.293	43	2-8	Lost 1		
PHO	1	1	0	1	1	0	3	0	1	0	1	0	1	2	2	1	0	0	1	2	2	1	1	-	1	1	1	2	0	0	0	24	58	.293	43	2-8	Lost 1		



SCORING AVERAGE	G	FG	FT	PTS	AVG	FIELD GOAL PCT.	FG	FGA	PCT
Westbrook, OKC.	81	824	710	2558	31.6	Jordan, LA-C	412	577	.714
Harden, Hou.	81	674	746	2356	29.1	Gobert, Utah	413	625	.661
Thomas, Bos.	76	682	590	2199	28.9	Capela, Hou.	362	563	.643
Davis, N.O.	75	770	519	2099	28.0	Howard, Atl.	388	613	.633
DeRozan, Tor.	74	721	545	2020	27.3	Gortat, Was.	390	674	.579
Lillard, Por.	75	661	488	2024	27.0	Jokic, Den.	494	854	.578
Cousins, Sac.-N.O.	72	647	517	1942	27.0	Adams, OKC.	374	655	.571
James, Cle.	74	736	358	1954	26.4	Whiteside, Mia.	542	973	.557
Leonard, S.A.	74	636	469	1888	25.5	Valanciunas, Tor.	391	702	.557
Curry, G.S.	79	675	325	1999	25.3	James, Cle.	736	1344	.548
Irving, Cle.	72	671	297	1816	25.2				
Towns, Min.	82	802	356	2061	25.1	3-PT FIELD GOAL PCT.	3FG	3GA	PCT
Durant, G.S.	62	551	336	1555	25.1	Konver, Atl.-Cle.	162	359	.451
Butler, Chi.	76	570	585	1816	23.9	Crabbe, Por.	134	302	.444
George, Ind.	75	622	336	1775	23.7	Ingles, Utah	123	279	.441
Wiggins, Min.	82	709	412	1933	23.6	Porter, Was.	148	341	.434
Walker, Cha.	79	643	304	1830	23.2	Redick, LA-C	201	468	.429
Wall, Was.	78	647	422	1805	23.1	Curry, Dal.	137	322	.425
Beal, Was.	77	637	282	1779	23.1	McCollum, Por.	185	439	.421
McCollum, Por.	80	692	268	1837	23.0	Harris, Den.	107	255	.420

REBOUNDS PER GAME	G	OFF	DEF	TOT	AVG
Drummond, Det.	81	395	803	1198	14.8
Whiteside, Mia.	77	293	795	1088	14.1
Drummond, Det.	81	345	770	1115	13.8
Jordan, LA-C	81	298	816	1114	13.8
Gobert, Utah	81	314	721	1035	12.8
Howard, Atl.	74	296	644	940	12.7
Towns, Min.	82	296	711	1007	12.3
Davis, N.O.	75	172	712	884	11.8
Love, Cle.	60	148	518	666	11.1
Cousins, Sac.-N.O.	72	152	642	794	11.0
Westbrook, OKC.	81	137	727	864	10.7
Vucevic, Orl.	75	176	603	779	10.4
Gortat, Was.	82	238	611	849	10.4
Jokic, Den.	73	212	506	718	9.8
Valanciunas, Tor.	80	226	533	759	9.5
Thompson, Cle.	78	286	429	715	9.2
Antetokounmpo, Mil.	80	142	558	700	8.8
James, Cle.	74	97	542	639	8.6
Randle, LA-L	74	150	486	636	8.6
Durant, G.S.	62	39	474	513	8.3

ASSISTS PER GAME	G	AST	AVG
Harden, Hou.	81	907	11.2
Wall, Was.	78	831	10.7
Westbrook, OKC.	81	840	10.4
Paul, LA-C	61	563	9.2
Rubio, Min.	75	682	9.1
James, Cle.	74	646	8.7
Teague, Ind.	82	639	7.8
Holiday, N.O.	67	488	7.3
Green, G.S.	76	533	7.0
Lowry, Tor.	60	417	7.0
Rondo, Chi.	69	461	6.7
Curry, G.S.	79	524	6.6
McConnell, Phi.	81	534	6.6
Payton, Or.	82	529	6.5
Bledsoe, Phil.	66	418	6.3
Schroder, Atl.	79	499	6.3
Conley, Mem.	69	433	6.3
Batum, Cha.	77	456	5.9
Thomas, Bos.	76	448	5.9
Lillard, Por.	75	440	5.9

FIELD GOAL PCT.	FG	FGA	PCT
Jordan, LA-C	412	577	.714
Gobert, Utah	413	625	.661
Capela, Hou.	362	563	.643
Howard, Atl.	388	613	.633
Gortat, Was.	390	674	.579
Jokic, Den.	494	854	.578
Adams, OKC.	374	655	.571
Whiteside, Mia.	542	973	.557
Valanciunas, Tor.	391	702	.557
James, Cle.	736	1344	.548

3-PT FIELD GOAL PCT.	3FG	3GA	PCT
Korver, Atl.-Cle.	162	359	.451
Crabbe, Por.	134	302	.444
Ingles, Utah	123	279	.441
Porter, Was.	148	341	.434
Redick, LA-C	201	468	.429
Curry, Dal.	137	322	.425
McCollum, Por.	185	439	.421
Harris, Den.	107	255	.420
Babbitt, Mia.	87	210	.414
Thompson, G.S.	268	647	.414

FREE THROW PCT.	FT	FTA	PCT
McCollum, Por.	268	294	.912
Thomas, Bos.	590	649	.909
Irving, Cle.	297	328	.905
Gallinari, Den.	349	387	.902
George, Ind.	336	374	.898
Curry, G.S.	325	362	.898
Lillard, Por.	488	545	.895
Bogdanovic, Brk.-Was	217	243	.893
Belinelli, Cha.	150	168	.893
Paul, LA-C	232	260	.892

STEALS PER GAME	G	STL	AVG
Green, G.S.	76	154	2.03
Wall, Was.	78	157	2.01
Paul, LA-C	61	119	1.95
Covington, Phi.	67	127	1.90
Butler, Chi.	76	143	1.88
Ariza, Hou.	80	147	1.84
Curry, G.S.	79	142	1.80
Leonard, S.A.	74	133	1.80
Rubio, Min.	75	128	1.71
McConnell, Phi	81	134	1.65

BLOCKS PER GAME	G	BLK	AVG
Gobert, Utah	81	214	2.64
Davis, N.O.	75	167	2.23
Turner, Ind.	81	172	2.12
Whiteside, Mia.	77	161	2.09
Porzingis, N.Y.	66	129	1.95
Antetokounmpo, Mil.	80	151	1.89
Jordan, LA-C	81	134	1.65
Lopez, Brk.	75	124	1.65
Durant, G.S.	62	99	1.60
Uhaka, Ori.-Tor.	79	124	1.57

MINUTES PER GAME	G	MIN	AVG
James, Cle.	74	2795	37.8
Lowry, Tor.	60	2244	37.4
Wiggins, Min.	82	3048	37.2
Butler, Chi.	76	2809	37.0
Towns, Min.	82	3031	37.0
Harden, Hou.	81	2947	36.4
Wall, Was.	78	2836	36.4
Davis, N.O.	75	2708	36.1
Lillard, Por.	75	2693	35.9
George, Ind.	75	2689	35.9

## OFFENSIVE/DEFENSIVE STATS

## TEAMS' STATISTICS

TEAM	G	--FIELD GOALS--			--3-PT FGs--			--FREE THROWS--			--REBOUNDS--			--MISCELLANEOUS--					--SCORING--		
		MADE	ATT.	PCT.	MADE	ATT.	PCT.	MADE	ATT.	PCT.	OFF.	DEF.	TOT.	AST	PF	DQ	STL	TOT	BLK	PTS	AVG
G.S.	82	3352	7140	495	982	2562	383	1457	1850	788	870	2873	3643	2491	1585	4	785	121	855	9903	118
Dn.	81	715	1619	442	785	1785	439	768	1015	758	678	2153	2678	1070	44	1	105	10	366	5109	63
Gen.	82	3372	7194	469	870	2365	368	1537	1966	774	966	2837	3803	2077	1567	3	568	1226	323	9161	111
Cleav.	82	3275	6963	470	1067	2739	384	1431	1913	748	843	2621	3518	1858	1486	8	539	1121	327	9048	110
Wash.	82	3388	7137	475	756	2030	372	1421	1812	784	766	2871	3514	1956	1745	11	693	1162	336	8953	108
Chi.	82	3823	8747	437	84	2145	74	1212	1615	74	1212	1615	3328	1912	1121	1	105	10	366	5109	63
Cos.	82	3168	6977	454	985	2741	359	1536	1903	807	743	2698	3441	2069	1686	6	617	1088	404	8857	106
Port.	82	3243	7059	459	882	2272	375	1513	1940	780	830	2750	3580	1713	1736	15	574	1126	408	8851	107
Pho.	82	3270	7260	450	615	2814	332	1676	2159	776	976	2712	3688	1604	2030	20	673	1264	399	8831	107
Ind.	82	3311	6917	463	783	2108	368	1575	1986	765	917	2703	3517	1874	1747	1	648	1204	408	8741	106
OKC.	82	3237	7169	452	692	2166	327	1575	2113	745	1002	2821	3823	1721	1715	6	648	1230	408	8741	106
Min.	82	3120	6987	444	877	2591	338	1592	2020	788	721	2879	3600	1756	1726	8	593	1356	387	8673	105
Bkk.	82	3235	6922	467	601	1793	343	1586	1986	799	938	2540	3478	1940	1646	9	654	1150	370	8657	105
San.	82	3865	8697	444	759	2127	351	1587	1986	799	938	2540	3478	1940	1646	9	654	1150	370	8657	105
Ind.	82	3221	6931	465	709	1885	376	1467	1811	810	742	2702	3444	1844	1597	7	669	1130	409	8618	105
Cha.	82	3093	7000	442	824	2347	351	1591	1953	815	721	2853	3574	1891	1360	7	571	942	390	8601	104
N.Y.	82	3224	7164	450	730	2110	346	1397	1853	754	933	2635	3569	1716	1698	13	674	1243	420	8575	104
Chi.	82	3229	7234	445	729	2116	342	1397	1853	754	933	2635	3569	1716	1698	13	674	1243	420	8575	104
N.O.	82	3210	7130	450	768	2196	350	1368	1825	750	703	2679	3582	1869	1490	5	638	1054	453	8556	104
Milw.	82	3182	6715	474	720	1946	370	1413	1839	768	723	2589	3312	1948	1660	7	666	1144	436	8497	103
Atl.	82	3203	7031	451	703	2103	334	1453	1839	768	723	2589	3312	1948	1660	7	666	1144	436	8497	103
Chi.	82	3120	6918	451	729	2137	341	1484	2039	728	842	2753	3635	1938	1491	5	672	1242	397	8459	103
Chi	82	3169	7141	444	623	1831	343	1474	1848	798	999	2797	3796	1851	1455	4	643	1112	393	8435	102
Sac	82	3105	6734	461	737	1960	376	1483	1913	775	715	2652	3636	1844	1667	9	627	1202	324	8430	102
San	82	3591	8468	434	737	2143	341	1470	1848	798	999	2797	3796	1851	1455	4	643	1112	393	8435	102
Det.	82	3269	7282	449	631	1919	332	1410	1586	719	908	2838	3746	1732	1467	4	574	973	310	8309	101
Orl	82	3139	7133	440	601	2139	328	1309	1753	747	807	2734	3541	1820	1584	5	580	1091	396	8288	101
Utah	82	3063	6515	466	791	2128	372	1401	1875	747	747	2714	3545	1651	1455	15	550	1118	410	8258	100
Dal	82	3385	7234	463	761	2134	356	1491	1875	747	747	2714	3545	1651	1455	15	550	1118	410	8258	100
Orl	82	2968	6750	440	879	2473	355	1215	1516	801	681	2516	3163	1705	1567	8	614	922	307	8029	99

### OPPONENTS' STATISTICS

TEAM	--FIELD GOALS--				--3-PT FGTS--			--FREE THROWS--				--REBOUNDS--			--MISCELLANEOUS--						--SCORING--	
	G	MADE	ATT.	PCT.	MADE	ATT.	PCT.	MADE	ATT.	PCT.	OFF.	DEF.	TOT.	AST	PF	QD	STL	TO	BLK	PTS	AV.	
Utah	2976	6723	443	671	1784	358	1308	1770	769	742	2554	3296	1463	1655	7	598	995	312	7935	96.8	8	
Cal	3033	6838	493	721	2015	315	1708	2152	814	818	2634	3183	1584	1682	4	618	933	312	7935	96.8	8	
Mern.	2894	6465	443	671	1784	358	1308	2202	753	761	2692	3453	1645	1708	10	574	1171	410	8199	100.0	0	
Cal	3035	6477	469	728	2040	380	1411	1822	772	727	2623	3650	1743	1591	6	535	1225	280	8269	100.0	0	
Idaho	3035	6477	469	728	2040	380	1411	1822	772	727	2623	3650	1743	1591	6	535	1225	280	8269	100.0	0	
Chil.	3238	7099	456	731	2121	345	1197	1557	770	843	2698	3441	1939	1541	6	602	099	378	8400	102.4	0	
Det.	3144	6830	460	767	2098	366	1346	1726	780	656	2861	3517	1929	1434	3	551	1046	390	8401	102.5	0	
Tor.	3052	6801	447	794	2240	354	1519	1498	780	831	2619	3450	1796	1666	5	547	1200	392	8411	102.6	0	
Wash.	3181	6731	481	713	2161	346	1404	1847	770	767	2679	3450	1796	1666	5	547	1200	392	8411	102.6	0	
Atl.	3178	7155	444	893	2502	357	1280	1658	772	876	2722	3598	1919	1768	14	1738	1262	424	8529	104.0	0	
G.S.	3181	7151	435	737	2207	324	1450	1905	761	963	2604	3567	1862	1588	4	705	1272	313	8549	104.3	0	
Cal	3181	6989	456	731	2121	345	1197	1496	775	732	2698	3441	1939	1541	6	602	099	378	8400	102.4	0	
C.C.	3237	7092	456	950	2576	369	1161	1496	775	732	2698	3441	1939	1541	6	602	099	378	8400	102.4	0	
Ind.	3151	6909	451	849	2389	355	1557	1794	789	879	2751	3630	1832	1599	8	661	1225	407	8636	105.3	0	
Nos.	3168	7035	450	731	2213	332	1570	2042	769	883	2769	3662	1951	1684	10	623	1141	425	8641	105.4	0	
O.K.C.	3236	7299	450	731	2213	332	1570	2042	769	883	2769	3662	1951	1684	10	623	1141	425	8641	105.4	0	
B.O.	3266	7299	450	863	2445	353	1293	1697	782	872	2901	3653	1921	1581	10	603	1144	348	8728	106.4	0	
Sac.	3154	6824	462	896	2462	364	1546	1788	826	826	2698	3515	1941	1646	10	614	1045	420	8748	106.7	0	
Minn.	3246	6929	462	896	2462	364	1546	1851	768	806	2508	3514	1896	1661	6	629	1169	413	8748	106.8	0	
Wash.	3246	6929	462	896	2462	364	1546	1851	768	806	2508	3514	1896	1661	6	629	1169	413	8748	106.8	0	
Ore.	3253	6978	466	810	2264	364	1485	1982	751	868	2661	3529	1870	1621	12	606	1257	377	8805	107.4	0	
Orl.	3304	7047	466	794	2121	364	1425	1860	766	799	2934	3733	1936	1532	9	622	1069	419	8827	107.6	0	
Cal	3259	7047	466	794	2121	364	1425	1860	766	799	2934	3733	1936	1532	9	622	1069	419	8827	107.6	0	
Phil.	3244	7043	461	729	2044	357	1650	2135	773	886	2802	3688	1859	1610	6	704	1241	446	8867	108.1	0	
Port.	3213	6965	455	762	2058	370	1706	2173	785	830	2782	3608	1868	1624	4	633	1052	431	8894	108.5	0	
Hou.	3375	7286	483	820	2349	343	1415	1919	778	878	2735	3613	1979	1674	11	697	1235	409	8985	109.6	0	
Cal	3375	7286	483	820	2349	343	1415	1919	778	878	2735	3613	1979	1674	11	697	1235	409	8985	109.6	0	
LA-L	3405	7583	483	830	2385	370	1499	1966	762	843	2801	3644	2110	1520	9	698	1188	440	9139	111.5	0	
Cal	3412	7445	458	792	2232	366	1581	2049	772	902	2965	3667	1888	1687	9	790	1092	457	9225	112.1	0	
Ark	3412	7445	458	792	2232	366	1581	2049	772	902	2965	3667	1888	1687	9	790	1092	457	9225	112.1	0	
Phoe.	3402	7004	457	792	2232	366	1581	2049	772	902	2965	3667	1888	1687	9	790	1092	457	9225	112.1	0	
Bvg S	3402	7004	457	792	2232	366	1581	2049	772	902	2965	3667	1888	1687	9	790	1092	457	9225	112.1	0	

### MISCELLANEOUS TEAM STATISTICS

TEAM	POINTS PER GAME		FIELD GOAL PERCENTAGE		TURNOVERS PER GAME		REBOUND PERCENTAGES		BELOW 100 PTS.		OVERTIME GAMES		DECIDED 3 PTS. OR LESS	DECIDED 10 PTS. OR MORE	
	OWN	OPP.	OWN	OPP.	OWN	OPP.	OWN	OPP.	OWN	OPP.	OWN	OPP.			
Atlanta	103.2	104.0	451	444	15.8	15.4	236	761	499	34	31	5	0	7	17
Boston	108.0	105.4	454	450	13.3	13.9	212	753	482	18	23	2	1	7	6
Brooklyn	104.8	112.5	444	418	16.5	13.1	196	773	486	28	10	2	1	7	1
Charlotte	104.9	104.7	442	456	11.5	13.1	199	796	497	26	24	0	6	0	9
Chicago	102.9	102.4	444	456	13.6	13.4	270	768	519	34	32	2	2	5	6
Cleveland	110.7	107.2	470	458	13.7	12.6	207	719	488	20	21	2	3	25	6
Dallas	97.9	100.8	440	469	11.9	14.9	181	776	479	47	40	2	2	4	6
Denver	111.1	111.2	469	477	15.0	12.0	273	787	530	13	12	0	3	5	24
Detroit	101.9	102.5	449	460	14.9	14.8	241	812	487	35	36	3	3	5	17
Golden State	115.9	104.3	495*	435*	14.8	15.5*	228	749	489	6	28	0	3	3	4
Houston	115.3	109.6	462	463	15.1	15.1	246	758	502	5	18	3	0	8	3
Indiana	105.1	105.3	465	451	13.8	14.9	212	755	483	26	22	4	2	4	3
LA Clippers	108.7	104.4	475	452	10.2	11.5	215	768	487	2	33	3	3	6	3
LA Lakers	104.6	111.5	450	483	15.2	14.5	250	758	504	28	15	1	0	2	4
Memphis	100.5	100.0	435	443	12.9	14.3	248	775	511	34	41	5	2	0	17
Miami	102.1	102.1	455	450	13.4	14.3	217	742	533	30	33	1	0	8	9
Milwaukee	103.6	103.8	474	458	14.0	14.7	215	754	485	31	28	1	3	8	2
Minnesota	105.6	106.7	467	478	14.0	14.3	212	759	516	24	23	2	3	7	10
New Orleans	104.3	106.3	450	450	12.9	14.0	215	750	485	27	22	1	0	1	18
New York	103.4	108.0	447	455	13.9	12.9	266	741	503	25	15	1	3	7	10
Oklahoma City	106.6	105.8	452	459	15.0	13.8	279	790	535*	22	26	4	1	12	7
Orlando	101.1	103.5	440	467	13.0	13.0	224	757	477	37	37	2	1	1	23
Philadelphia	102.4	108.1	442	461	16.7	15.1	224	753	488	34	15	1	4	9	8
Phoenix	107.7	113.3	450	467	15.4	14.9	260	784	512	18	11	3	3	9	5
Portland	107.9	108.5	459	455	13.7	12.8	270	765	499	19	21	2	6	11	18
Sacramento	106.2	108.7	461	462	14.6	14.0	230	703	486	36	19	1	2	6	1
San Antonio	105.3	98.1	459	443	13.4	14.4	240	776	508	23	44	4	1	8	5
Salt Lake	106.9	102.6	454	449	12.7	14.6	250	763	506	24	29	3	1	8	5
Utah	106.5	95.8*	470	465	13.6	16.1	232	783	532	32	32	3	3	9	4
Washington	109.2	107.4	475	466	14.2	15.3	241	755	498	12	19	4	3	9	6

\* - League Leader **REBOUND PERCENTAGES**

OFF. - Percentage of a given team's missed shots which that team rebounds.

DEF. - Percentage of opponents' missed shots which a given team rebounds.

TOT. - Average of offensive and defensive rebound percentages.



## OFFENSIVE/DEFENSIVE STATS

### TEAMS' STATISTICS (PER GAME)

TEAM	G	---FIELD GOALS---			---3-P.T. F.G.'S---			---FREE THROWS---			---REBOUNDS---			---MISCELLANEOUS---						
		MADE	ATT	PCT	MADE	ATT	PCT	MADE	ATT	PCT	OFF	DEF	TOT	AST	PF	QCE	STL	TO	BLK	PTS
All.	82	38.09	84.37	45.1	8.89	26.06	34.1	18.10	24.68	728	10.27	34.90	44.33	23.63	18.8	0.16	6.20	15.78	4.84	103.0
Atl.	82	35.01	85.09	43.9	12.01	26.43	45.5	18.73	24.87	807	8.79	32.06	44.30	22.56	20.0	0.07	7.53	13.66	4.75	108.2
Bk.	82	37.83	84.21	44.4	9.25	26.10	35.5	19.41	24.63	728	10.27	34.90	44.33	23.63	18.8	0.16	6.20	15.78	4.84	103.0
Chi.	82	37.72	85.37	44.2	10.05	28.62	35.1	19.40	23.82	815	8.79	34.79	43.59	26.06	19.59	0.09	6.96	11.49	4.76	104.6
Cha.	82	36.65	87.09	44.4	7.60	22.33	34.0	17.98	22.52	798	12.18	34.11	46.29	22.57	17.74	0.05	7.84	13.56	4.79	102.9
Dal.	82	36.94	84.37	44.2	13.01	33.88	38.4	17.45	22.37	808	10.27	34.90	44.33	23.63	18.8	0.16	6.20	15.78	4.84	103.0
Den.	82	36.20	82.32	44.0	10.71	30.16	35.5	18.42	24.89	801	7.89	30.68	38.57	20.79	19.9	0.10	4.99	11.82	4.74	97.9
Hou.	82	41.18	87.73	46.9	10.61	28.84	36.8	18.74	24.22	774	11.78	34.60	46.38	21.32	19.83	0.08	6.53	14.95	3.94	111.7
Det.	82	39.87	88.80	44.9	7.70	23.35	33.0	13.90	19.34	719	11.07	34.61	45.68	21.12	17.89	0.05	7.00	11.87	3.78	101.1
Ind.	82	43.07	87.31	47.4	8.83	27.74	31.7	17.77	24.34	798	10.27	34.90	44.33	23.63	18.8	0.16	6.20	15.78	4.84	103.0
La.	82	40.30	87.22	46.2	14.40	40.32	35.7	20.33	26.55	766	10.88	33.49	44.37	23.24	19.93	0.06	8.17	12.52	4.19	115.3
La.-C.	82	38.28	84.65	44.6	8.65	22.99	37.6	17.89	22.09	810	9.05	32.95	42.00	22.94	19.48	0.09	8.16	13.78	4.99	105.1
Ind.-C.	82	39.54	83.17	47.5	10.26	27.38	37.5	19.34	25.99	745	9.00	34.02	43.02	22.54	19.83	0.07	7.46	12.95	4.23	108.7
Mil.	82	37.30	87.37	45.3	9.35	26.73	34.6	17.04	23.75	754	10.27	34.90	44.33	23.63	18.8	0.16	6.20	15.78	4.84	103.0
Mem.	82	36.39	83.59	43.5	9.35	26.45	35.4	18.34	23.39	784	10.80	31.96	42.77	21.27	22.44	0.18	7.96	12.21	4.20	105.0
Miami	82	39.05	85.82	45.5	8.85	26.99	36.5	15.22	21.56	790	10.63	32.99	43.62	21.24	20.49	0.09	7.17	13.44	5.32	103.2
Mil.-O.	82	38.80	81.89	47.4	9.78	23.73	40.0	17.23	24.23	768	8.62	31.57	40.39	24.20	20.29	0.09	8.12	13.92	5.32	103.6
N.Y.	82	38.45	84.21	44	9.44	27.01	34.8	17.34	24.34	798	10.27	34.90	44.33	23.63	18.8	0.16	6.20	15.78	4.84	103.0
N.O.	82	35.15	86.95	45.0	9.37	26.78	35.0	16.68	22.26	750	8.57	35.11	43.68	22.79	18.17	0.06	7.78	12.85	5.32	104.3
O.K.	82	39.56	88.49	44.7	8.59	24.66	34.8	16.63	21.11	788	11.99	33.21	45.20	20.78	20.34	0.16	7.09	13.89	5.55	104.6
N.Y.C.	82	39.56	87.43	45.2	8.44	25.80	32.7	19.21	25.77	745	12.22	34.40	46.62	21.98	20.91	0.07	7.90	15.00	4.88	106.3
Orl.	82	38.29	86.48	44.5	8.86	26.40	33.5	17.98	23.28	774	10.27	34.90	44.33	23.63	18.8	0.16	6.20	15.78	4.84	103.0
Phil.	82	37.66	85.27	44.2	10.13	29.73	34.0	16.99	22.02	771	9.84	33.00	42.84	23.77	21.87	0.12	8.44	16.66	5.12	102.4
Phoe.	82	38.88	88.04	45.0	7.50	22.61	33.2	20.44	26.33	776	11.90	33.07	44.98	19.56	24.76	0.24	8.21	15.41	4.87	107.7
Port.	82	38.56	86.50	44.6	10.39	27.71	37.5	18.45	23.66	780	10.12	33.54	43.66	21.13	21.17	0.18	7.70	13.73	4.98	107.7
S.A.	82	39.17	87.12	45.9	9.28	27.12	33.9	17.89	23.75	754	10.27	34.90	44.33	23.63	18.8	0.16	6.20	15.78	4.84	103.0
S.O.	82	39.29	83.71	46.1	9.18	23.50	39.1	17.56	22.02	797	10.01	33.87	43.88	23.83	18.27	0.02	7.99	13.43	5.90	105.3
Tor.	82	41.36	87.43	46.4	8.84	24.34	36.3	19.70	24.73	796	10.62	32.63	43.26	21.50	20.83	0.07	8.26	12.70	4.88	106.9
Wash.	82	39.95	86.56	45.5	7.99	25.57	31.5	17.47	23.75	747	10.27	34.90	44.33	23.63	18.8	0.16	6.20	15.78	4.84	103.0
Wor.	82	39.12	87.04	47.5	9.22	25.76	37.2	17.33	22.70	784	10.28	33.25	42.85	23.85	18.28	0.13	8.45	15.17	4.10	109.2

### OPPONENTS' STATISTICS (PER GAME)

TEAM	G	--FIELD GOALS--			--3-PT. F.G.'S--			--FREE THROWS--			--REBOUNDS--			--MISCELLANEOUS--						
		MADE	ATT	PCT	MADE	ATT	PCT	MADE	ATT	PCT	OFF	DEF	TOT	AST	PF	QD	STL	TO	BLK	PTS
Arl.	82	37.15	86.07	432	8.28	24.49	33.8	16.66	22.07	755	11.51	34.49	46.50	22.05	18.29	0.66	8.61	16.15	5.01	95.2
Atl.	82	38.76	87.30	451	9.06	24.51	35.5	17.22	22.07	755	11.51	34.49	46.50	22.05	18.29	0.66	8.61	16.15	5.01	95.2
Bos.	82	38.63	85.79	450	8.96	26.99	332	15.15	24.50	769	10.77	33.77	44.54	22.07	19.29	0.12	7.60	13.91	5.18	94.4
Bk.	82	41.63	90.46	456	9.95	27.22	366	19.28	24.69	772	11.06	36.16	47.16	23.02	20.38	0.11	9.51	13.32	5.57	122.1
Brk.	82	38.48	86.56	456	9.11	31.41	293	14.16	24.31	764	10.41	34.54	44.95	22.07	19.29	0.11	7.54	13.32	5.57	122.1
Chi.	82	39.64	86.57	456	9.81	25.87	345	14.60	19.86	770	10.28	32.90	43.18	23.65	18.79	0.77	7.34	13.40	4.61	102.4
Clev.	82	40.65	88.83	458	10.37	28.70	361	15.50	20.05	773	11.00	33.22	44.22	23.68	20.61	0.06	7.29	12.60	4.26	107.2
Dal.	82	37.01	78.99	469	9.61	25.29	380	17.21	22.28	772	8.87	35.65	44.52	21.26	19.40	0.07	6.52	14.94	3.41	100.8
Det.	82	38.26	82.12	467	8.88	26.77	371	17.11	22.28	772	8.87	35.65	44.52	21.26	19.40	0.07	6.52	14.94	3.41	100.8
D.S.	82	38.34	83.29	460	9.35	25.69	366	16.41	21.05	780	8.00	34.89	42.89	23.52	17.49	0.04	6.72	12.76	4.13	102.5
Ind.	82	38.79	89.16	435	8.99	27.77	324	17.68	23.23	761	11.74	31.76	43.50	22.71	19.37	0.05	6.60	15.51	3.82	104.4
La.	82	41.16	88.85	463	10.05	28.13	348	17.26	21.88	778	10.41	33.33	44.06	23.33	20.41	0.14	8.50	15.06	4.95	104.6
La-C.	82	37.69	85.25	452	9.10	28.13	355	18.89	24.04	762	10.72	32.93	43.34	22.34	20.38	0.10	7.40	13.22	3.15	104.4
La-C.	82	38.57	85.35	451	9.18	26.27	360	18.05	23.38	772	10.21	32.93	43.34	22.34	20.38	0.10	7.40	13.22	3.15	104.4
La-L.	82	41.52	86.01	463	10.12	27.38	370	18.28	23.98	762	10.28	34.16	44.44	25.73	18.54	0.11	9.51	14.49	4.87	112.1
Mem.	82	37.84	82.60	454	8.73	28.44	340	20.02	24.04	762	10.28	34.16	44.44	25.73	18.54	0.11	9.51	14.49	4.87	112.1
Miami	82	37.90	84.20	454	7.79	27.73	343	18.51	23.66	782	10.21	33.38	43.59	19.65	18.66	0.06	6.78	13.67	4.85	101.5
Min.	82	38.00	82.94	456	9.95	28.18	353	17.85	23.17	771	10.29	32.15	42.44	24.07	19.26	0.07	7.43	14.07	4.57	103.8
Milw.	82	39.59	83.28	475	8.99	26.99	362	17.62	22.98	768	9.83	30.59	40.41	23.12	20.50	0.07	7.67	14.26	5.04	106.7
N.Y.	82	37.07	82.92	470	8.93	27.82	340	17.62	22.98	768	9.83	30.59	40.41	23.12	20.50	0.07	7.67	14.26	5.04	106.7
O.K.C.	82	39.74	87.35	455	9.83	28.21	348	18.70	24.24	771	11.62	33.11	44.73	21.78	18.49	0.07	7.50	12.93	4.60	108.0
N.Y.K.	82	39.21	85.34	459	8.83	24.83	396	18.60	24.34	764	9.15	31.50	40.65	21.44	20.49	0.11	8.51	13.77	5.49	108.0
Orl.	82	38.29	86.38	457	9.06	26.38	367	17.38	22.67	768	10.66	33.66	44.32	22.07	19.29	0.07	7.43	14.07	4.57	103.8
Phil.	82	39.56	85.89	461	8.89	24.93	357	20.12	26.04	773	10.80	34.17	44.98	22.67	19.63	0.07	8.59	15.13	5.44	108.1
Phoe.	82	40.24	86.22	467	10.06	26.33	362	22.78	29.11	783	10.24	33.80	44.06	22.17	22.22	0.06	6.09	14.90	5.30	113.1
Port.	82	39.18	86.21	463	9.25	25.10	370	20.80	26.50	785	10.10	33.88	44.06	22.07	19.29	0.07	7.43	14.07	4.57	103.8
Sac.	82	38.45	83.43	463	8.73	30.02	373	18.02	24.04	762	10.28	34.16	44.44	25.73	18.54	0.11	9.51	14.49	4.87	112.1
S.A.	82	36.96	83.40	443	8.15	23.68	344	16.04	20.79	771	9.76	31.71	41.46	21.43	19.79	0.04	7.44	14.44	4.04	98.1
Tor.	82	37.22	82.94	449	9.68	27.72	364	18.52	23.76	781	10.13	31.94	42.07	22.07	19.29	0.06	6.67	14.63	4.78	102.6
Was.	82	38.32	81.82	456	9.06	27.86	356	18.52	23.76	781	10.13	31.94	42.07	22.07	19.29	0.06	6.67	14.63	4.78	102.6
Wash.	82	39.67	85.10	468	9.88	27.12	364	18.16	24.71	751	10.59	32.45	43.04	22.80	19.77	0.15	7.39	15.33	4.60	102.6

ONE TEAM	39.05	85.41	.457	9.65	27.00	.358	17.84	23.11	.772	10.14	33.38	43.51	22.63	19.90	0.09	7.70	13.95	4.74	105.6
BOTH TEAMS	78.10	170.82	.457	19.31	54.00	.358	35.68	46.22	.772	20.27	66.76	87.03	45.25	39.80	0.18	15.41	27.90	9.49	211.2

### TEAMS' STATISTICS. RANK WITHIN LEAGUE

[illegible]

### OPPONENTS' STATISTICS, RANK WITHIN LEAGUE

[illegible]

### COMBINATION TEAM/OPPONENT STATISTICS, RANK WITHIN LEAGUE

	ATL	BOS	BRK	CHA	CIN	CLE	DAL	DENDET	GS	HOU	IND	LAC	LAL	MEM	MIA	MIL	MIN	NOR	NY	OKC	ORL	PHI	POR	SAC	SA	TOR	UTA	WAS	
Pts/game/diff.	19	8	29	15	14	7	23	12	21	1	3	17	4	30	13	10	16	20	22	11	18	27	26	18	25	2	5	7	9
Def. Reb. Pct.	15	25	28	27	4	20	7	2	12	18	10	24	23	7	9	11	12	3	29	5	1	21	19	16	26	14	8	16	13
Off. Reb. Pct.	18	27	29	2	21	22	7	3	1	12	10	14	23	6	11	12	26	20	30	3	9	9	16	12	24	16	8	14	17
Ft. %	27	29	18	2	22	28	3	3	22	14	26	10	23	8	11	23	26	20	30	30	3	9	16	12	24	16	8	14	17



## 2016-17 AWARD WINNERS

## Kia NBA Most Valuable Player Award

Kia NBA Rookie of the Year Award	Malcolm Brogdon, Milwaukee Bucks
Kia NBA Defensive Player of the Year Award	Draymond Green, Golden State Warriors
Kia NBA Sixth Man Award	Eric Gordon, Houston Rockets
Kia NBA Most Improved Player	Giannis Antetokounmpo, Milwaukee Bucks
J. Walter Kennedy Citizenship Award	LeBron James, Cleveland Cavaliers
NBA Sportsmanship Award	Kemba Walker, Charlotte Hornets
Twyman-Stokes Teammate of the Year Award	Dirk Nowitzki, Dallas Mavericks
NBA Cares Community Assist Award	Isiah Thomas, Boston Celtics
NBA Coach of the Year	Mike D'Antoni, Houston Rockets
NBA Executive of the Year Award	Bob Myers, Golden State Warriors
NBA All-Star Game Most Valuable Player	Anthony Davis, New Orleans Pelicans
Bill Russell NBA Finals Most Valuable Player	Kevin Durant, Golden State Warriors
Saner Strong Award	Monty Williams, San Antonio Spurs

## 2016-17 ALL-NBA TEAMS

FIRST TEAM			SECOND TEAM			THIRD TEAM		
Pos.	Player	Pts.	Pos.	Player	Pts.	Pos.	Player	Pts.
F	LeBron James, Cleveland (99)	498	F	Giannis Antetokounmpo, Milwaukee	258	F	Draymond Green, Golden State (4)	134
F	Kawhi Leonard, San Antonio (96)	490	F	Kevin Durant, Golden State (3)	239	F	Jimmy Butler, Chicago	107
C	Anthony Davis, New Orleans (45)	343	C	Rudy Gobert, Utah (43)	339	C	DeAndre Jordan, L.A. Clippers (3)	54
G	James Harden, Houston (100)	500	G	Stephen Curry, Golden State (1)	290	G	John Wall, Washington	129
G	DeMar DeRozan, Toronto	62						

## 2016-17 NBA ALL-DEFENSIVE TEAM

First Team votes in parentheses.			SECOND TEAM		
Pos.	Player	Pts.	Pos.	Player	Pts.
F	Draymond Green, Golden State (99)	198	F	Andre Roberson, Oklahoma City (3)	53
F	Kawhi Leonard, San Antonio (93)	192	F	Giannis Antetokounmpo (7)	38
C	Rudy Gobert, Utah (97)	196	C	Anthony Davis, New Orleans	35
G	Chris Paul, L.A. Clippers (61)	140	G	Tony Allen, Memphis (17)	60
G	Patrick Beverley, Houston (38)	110	G	Danny Green, San Antonio (21)	88

## 2016-17 NBA ALL-ROOKIE TEAM

First Team votes in parentheses. Chosen without regard to position.			
<b>FIRST TEAM</b>		<b>SECOND TEAM</b>	
<b>Player</b>	<b>Pts.</b>	<b>Player</b>	<b>Pts.</b>
Malcolm Brogdon, Milwaukee (100)	200	Jamal Murray, Denver (34)	126
Dario Saric, Philadelphia (100)	200	Jaylen Brown, Boston (24)	103
Joel Embiid, Philadelphia (82)	171	Marquese Chriss, Phoenix (20)	91
Buddy Hield, Sacramento (63)	154	Brandon Ingram, L.A. Lakers (11)	83
Willie Hernandez, New York (44)	128	Yogi Ferrell, Dallas (7)	63

## 2016-17 MONTHLY AWARD WINNERS

2010-11 MONTHLY AWARD WINNERS

## KIA NBA PLAYERS OF THE MONTH

October/November		October/November	
November:	LeBron James, Cleveland (Eastern)	November:	Tyronn Lue, Cleveland (Eastern)
	Russell Westbrook, Oklahoma City (Western)		Steve Kerr, Golden State (Western)
December:	John Wall, Washington (Eastern)	December:	Dwane Casey, Toronto (Eastern)
	James Harden, Houston (Western)		Mike D'Antoni, Houston (Western)
January:	Isaiah Thomas, Boston (Eastern)	January:	Scott Brooks, Washington (Eastern)
	Stephen Curry, Golden State (Western - tie)		Steve Kerr, Golden State (Western)
	Kevin Durant, Golden State (Western - tie)	February:	Eric Spoelstra, Miami (Eastern)
February:	LeBron James, Cleveland (Eastern)		Gregg Popovich, San Antonio (Western)
	Russell Westbrook, Oklahoma City (Western)	March:	Jason Kidd, Milwaukee (Eastern)
March:	Giannis Antetokounmpo, Milwaukee (Eastern)		Terry Stotts, Portland (Western)
	Damian Lillard, Portland (Western)	April:	Nate McMillan, Indiana (Eastern)
April:	Paul George, Indiana (Eastern)		Doc Rivers, L.A. Clippers (Western)
	Chris Paul, L.A. Clippers (Western)		

## KIA NBA ROOKIES OF THE MONTH

OCTOBER OF THE MONTH		NOVEMBER:	
October:	Joel Embiid, Philadelphia (Eastern)	November:	CJ McCollum, Portland
November:	Jamal Murray, Denver (Western)	December:	Isaiah Thomas, Boston
	Joel Embiid, Philadelphia (Eastern)	January:	Zach Randolph, Memphis
December:	Buddy Hield, New Orleans Pelicans (Western)	February:	Elfrid Payton, Orlando
January:	Joel Embiid, Philadelphia (Eastern)	March:	Jrue Holiday, New Orleans
	Marquese Chriss, Phoenix (Western)	April:	Jimmy Butler, Chicago
February:	Dario Saric, Philadelphia (Eastern)		
	Yogi Ferrell, Dallas (Western)		
March:	Dario Saric, Philadelphia (Eastern)		
	Buddy Hield, Sacramento (Western)		
April:	Willy Hernanomez, New York (Eastern)		





## 2017 NBA PLAYOFFS

### EASTERN CONFERENCE FIRST ROUND

#### BOSTON VS. CHICAGO (CELTICS WIN 4-2)

Apr. 16 CHI 106 at BOS 102  
Apr. 18 CHI 111 at BOS 97  
Apr. 21 BOS 104 at CHI 87  
Apr. 23 BOS 104 at CHI 95  
Apr. 26 CHI 97 at BOS 108  
Apr. 28 BOS 105 at CHI 83

#### CLEVELAND VS. INDIANA (CAVS WIN 4-0)

Apr. 15 IND 108 at CLE 109  
Apr. 17 IND 111 at CLE 117  
Apr. 20 CLE 119 at IND 114  
Apr. 23 CLE 106 at IND 102

#### TORONTO VS. MILWAUKEE (RAPTORS WIN 4-2)

Apr. 15 MIL 97 at TOR 83  
Apr. 18 MIL 100 at TOR 106  
Apr. 20 TOR 77 at MIL 104  
Apr. 22 TOR 87 at MIL 76  
Apr. 24 MIL 93 at TOR 118  
Apr. 27 TOR 92 at MIL 89

#### WASHINGTON VS. ATLANTA (WIZARDS WIN 4-2)

Apr. 16 ATL 107 at WAS 114  
Apr. 19 ATL 101 at WAS 109  
Apr. 22 WAS 98 at ATL 116  
Apr. 24 WAS 101 at ATL 111  
Apr. 26 ATL 99 at WAS 103  
Apr. 28 WAS 115 at ATL 99

### EASTERN CONFERENCE SEMIFINALS

#### BOSTON VS. WASHINGTON (CELTICS WIN 4-3)

Apr. 30 WAS 111 at BOS 123  
May 2 WAS 119 at BOS 129  
May 4 BOS 89 at WAS 116  
May 7 BOS 102 at WAS 121  
May 10 WAS 101 at BOS 123  
May 12 BOS 91 at WAS 92  
May 15 WAS 105 at BOS 115

#### CLEVELAND VS. TORONTO (CAVS WIN 4-0)

May 1 TOR 105 at CLE 116  
May 3 TOR 103 at CLE 125  
May 5 CLE 115 at TOR 94  
May 7 CLE 109 at TOR 102

### EASTERN CONFERENCE FINALS

#### CLEVELAND VS. BOSTON (CAVS WIN 4-1)

May 17 CLE 117 at BOS 104  
May 19 CLE 130 at BOS 86  
May 21 BOS 111 at CLE 108  
May 23 BOS 99 at CLE 112  
May 25 CLE 135 at BOS 102

### WESTERN CONFERENCE FIRST ROUND

#### GOLDEN STATE VS. PORTLAND (WARRIORS WIN 4-0)

Apr. 16 POR 109 at GSW 121  
Apr. 19 POR 81 at GSW 110  
Apr. 22 GSW 119 at POR 113  
Apr. 24 GSW 128 at POR 103

#### HOUSTON VS. OKLAHOMA CITY (ROCKETS WIN 4-1)

Apr. 16 OKC 87 at HOU 118  
Apr. 19 OKC 111 at HOU 115  
Apr. 21 HOU 113 at OKC 115  
Apr. 23 HOU 113 at OKC 109  
Apr. 25 OKC 99 at HOU 105

#### SAN ANTONIO VS. MEMPHIS (SPURS WIN 4-2)

Apr. 15 MEM 82 at SAS 111  
Apr. 17 MEM 82 at SAS 96  
Apr. 20 SAS 94 at MEM 105  
Apr. 22 SAS 108 at MEM 110  
Apr. 25 MEM 103 at SAS 116  
Apr. 27 SAS 103 at SAS 96

#### UTAH VS. LOS ANGELES CLIPPERS (UTAH WINS 4-3)

Apr. 15 UTA 96 at LAC 95  
Apr. 18 UTA 91 at LAC 99  
Apr. 21 LAC 111 at UTA 106  
Apr. 23 LAC 98 at UTA 105  
Apr. 25 UTA 96 at LAC 92  
Apr. 28 LAC 98 at UTA 93  
Apr. 30 UTA 104 at LAC 91

### WESTERN CONFERENCE SEMIFINALS

#### GOLDEN STATE VS. UTAH (WARRIORS WIN 4-0)

May 2 UTA 94 at GSW 106  
May 4 UTA 104 at GSW 115  
May 6 GSW 102 at UTA 91  
May 8 GSW 121 at UTA 95

#### SAN ANTONIO VS. HOUSTON (SPURS WIN 4-2)

May 1 HOU 126 at SAS 99  
May 3 HOU 96 at SAS 121  
May 5 SAS 103 at HOU 92  
May 7 SAS 104 at HOU 125  
May 9 HOU 107 at SAS 110  
May 11 SAS 114 at HOU 75

### WESTERN CONFERENCE FINALS

#### GOLDEN STATE VS. SAN ANTONIO (WARRIORS WIN 4-0)

May 14 SAS 111 at GSW 113  
May 16 SAS 100 at GSW 136  
May 20 GSW 120 at SAS 108  
May 22 GSW 129 at SAS 115

### 2017 NBA FINALS

#### GOLDEN STATE VS. CLEVELAND (WARRIORS WIN 4-1)

June 1 CLE 91 at GSW 113  
June 4 CLE 113 at GSW 132  
June 7 GSW 118 at CLE 113  
June 9 GSW 116 at CLE 137  
June 12 CLE 120 at GSW 129

## NBA PLAYOFF STRUCTURE/ATTENDANCE



### 2018 NBA PLAYOFF STRUCTURE



Eight teams from each conference qualify for the NBA Playoffs. The three division winners and the team with the next-best record from each conference will receive the top four seeds and will be ranked Nos. 1-4 according to their regular-season records. The remaining four teams in each conference will be seeded 5-8 according to their won-lost records. In each round of the playoffs, the team with the better regular-season won-lost record gets the home-court advantage.

All rounds of the playoffs are a best-of-seven series. Each best-of-seven series will play 2-2-1-1-1 format.

### 2016-17 FINAL REGULAR SEASON ATTENDANCE

TEAM	HOME ATTENDANCE			ROAD ATTENDANCE		
	G	ATT	AVG	G	ATT	AVG
Atlanta Hawks	41	654,306	15,959	41	730,479	17,817
Boston Celtics	41	760,690	18,553	41	750,843	18,313
Brooklyn Nets	41	632,608	15,429	41	727,958	17,755
Charlotte Hornets	41	710,643	17,333	41	720,119	17,654
Chicago Bulls	41	888,882	21,680	41	739,359	18,033
Cleveland Cavaliers	41	843,042	20,562	41	779,880	19,021
Dallas Mavericks	41	811,336	19,789	41	718,291	17,519
Denver Nuggets	41	605,585	14,770	41	714,236	17,420
Detroit Pistons	41	655,141	15,979	41	725,680	17,770
Golden State Warriors	41	803,436	19,596	41	779,621	19,015
Houston Rockets	41	695,903	16,973	41	743,761	18,141
Indiana Pacers	41	684,578	16,697	41	731,786	17,848
Los Angeles Clippers	41	782,609	19,088	41	733,478	17,890
Los Angeles Lakers	41	776,917	18,949	41	745,860	18,192
Memphis Grizzlies	41	677,314	16,520	41	723,881	17,656
Miami Heat	41	805,400	19,644	41	730,566	17,819
Milwaukee Bucks	41	648,952	15,828	41	735,056	17,928
Minnesota Timberwolves	41	607,203	14,810	41	742,174	18,102
New Orleans Pelicans	41	663,099	16,173	41	740,577	18,063
New York Knickerbockers	41	810,741	19,774	41	735,028	17,928
Oklahoma City Thunder	41	746,323	18,203	41	753,331	18,374
Orlando Magic	41	727,875	17,753	41	710,690	17,334
Philadelphia 76ers	41	710,557	17,331	41	705,569	17,209
Phoenix Suns	41	708,639	17,284	41	722,367	17,619
Portland Trail Blazers	41	792,029	19,318	41	719,788	17,556
Sacramento Kings	41	721,928	17,608	41	717,065	17,489
San Antonio Spurs	41	755,347	18,423	41	743,388	18,131
Toronto Raptors	41	813,050	19,830	41	734,953	17,926
Utah Jazz	41	806,142	19,662	41	705,701	17,212
Washington Wizards	41	697,107	17,003	41	735,927	17,949
National Basketball Association	1230	21,997,412	17,884	1230	21,997,412	17,884
TOTALS	1230	21,997,412	17,884	1230	21,997,412	17,884



## ALL-NBA G LEAGUE TEAMS



### FIRST TEAM

Quinn Cook – Canton  
Vander Blue – Los Angeles  
Keith Benson – Sioux Falls  
**Dakari Johnson – Oklahoma City**  
Edy Tavares – Raptors 905

### SECOND TEAM

Josh Magette – Los Angeles  
Briante Weber – Sioux Falls  
Abdel Nader – Maine  
Alex Poythress – Fort Wayne  
Shawn Long – Delaware

### THIRD TEAM

Marcus Georges-Hunt – Maine  
Axel Toupane – Raptors 905  
John Holland – Canton  
Jalen Jones – Maine  
Eric Moreland – Canton

### 2016-17 ALL-NBA G LEAGUE ALL-ROOKIE TEAM

Isaiah Taylor – Rio Grande Valley  
David Nwaba – Los Angeles  
Abdel Nader – Maine  
Jalen Jones – Maine  
Alex Poythress – Fort Wayne

### 2016-17 ALL-NBA G LEAGUE ALL-DEFENSIVE TEAM

Briante Weber – Sioux Falls  
David Nwaba – Los Angeles  
Eric Moreland – Canton  
Keith Benson – Sioux Falls  
Edy Tavares – Raptors 905





## ALL-TIME RECORDS

## YEAR-BY-YEAR RECORD



Season	Home	Road	Neutral	Overall
1967-68	9-19	7-24	7-16	23-59
1968-69	18-18	6-29	6-5	30-52
1969-70	22-14	10-26	4-6	36-46
1970-71	27-13	11-30	0-1	38-44
1971-72	28-12	18-22	1-1	47-35
1972-73	16-25	10-29	0-2	26-56
1973-74	22-19	14-27	0-0	36-46
1974-75	24-17	19-22	0-0	43-39
1975-76	31-10	12-29	0-0	43-39
1976-77	27-14	13-28	0-0	40-42
1977-78	31-10	16-25	0-0	47-35
1978-79*	31-10	21-20	0-0	52-30
1979-80	33-8	23-18	0-0	56-26
1980-81	22-19	12-29	0-0	34-48
1981-82	31-10	21-20	0-0	52-30
1982-83	29-12	19-22	0-0	48-34
1983-84	32-9	10-31	0-0	42-40
1984-85	20-21	11-30	0-0	31-51
1985-86	24-17	7-34	0-0	31-51
1986-87	25-16	14-27	0-0	39-43
1987-88	32-9	12-29	0-0	44-38
1988-89	31-10	16-25	0-0	47-35
1989-90	30-11	11-30	0-0	41-41
1990-91	28-13	13-28	0-0	41-41
1991-92	28-13	19-22	0-0	47-35
1992-93	32-8	21-19	2-0	55-27
1993-94	37-4	26-15	0-0	63-19
1994-95	32-9	25-16	0-0	57-25
1995-96	38-3	26-15	0-0	64-18
1996-97	31-10	26-15	0-0	57-25
1997-98	35-6	26-15	0-0	61-21
1998-99	17-8	8-17	0-0	25-25
1999-00	24-17	21-20	0-0	45-37
2000-01	26-15	18-23	0-0	44-38
2001-02	26-15	19-22	0-0	45-37
2002-03	25-16	15-26	0-0	40-42
2003-04	20-20	15-25	2-0	37-45
2004-05	26-15	26-15	0-0	52-30
2005-06	22-19	13-28	0-0	35-47
2006-07	20-21	11-30	0-0	31-51
2007-08	13-28	7-34	0-0	20-62
2008-09	15-26	8-33	0-0	23-59
2009-10	27-14	23-18	0-0	50-32
2010-11	30-11	25-16	0-0	55-27
2011-12	26-7	21-12	0-0	47-19
2012-13	34-7	26-15	0-0	60-22
2013-14	34-7	25-16	0-0	59-23
2014-15	29-12	16-25	0-0	45-37
2015-16	32-9	23-18	0-0	55-27
2016-17	28-13	19-22	0-0	47-35
<b>TOTALS</b>	<b>1330-669</b>	<b>834-1166</b>	<b>22-31</b>	<b>2186-1866</b>
<b>PCT.</b>	<b>.665</b>	<b>.417</b>	<b>.415</b>	<b>.539</b>

\* Won NBA Championship





## COACHES RECORDS

### COACHES YEAR-BY-YEAR

SEASON	COACH	WL	PCT	FINISH	PLAYOFFS PCT
1967-68	Al Bianchi	23-59	.280	5th/West	Did not qualify
1968-69	Al Bianchi	30-52	.366	6th/West	Did not qualify
1969-70	Lenny Wilkens	36-46	.439	5th/West	Did not qualify
1970-71	Lenny Wilkens	38-44	.463	4th/Pacific	Did not qualify
1971-72	Lenny Wilkens	47-33	.573	3rd/Pacific	Did not qualify
1972-73	Tom Nissalke	13-32			
	Bucky Buckwalter	13-24			
	Total	26-56	.317	4th/Pacific	Did not qualify
1973-74	Bill Russell	36-46	.439	3rd/Pacific	Did not qualify
1974-75	Bill Russell	43-39	.524	2nd/Pacific	4-5 .444
1975-76	Bill Russell	43-39	.524	2nd/Pacific	2-4 .333
1976-77	Bill Russell	40-42	.488	4th/Pacific	Did not qualify
1977-78	Bob Hopkins	5-17			
	Lenny Wilkens	42-18			
	Total	47-35	.573	3rd/Pacific	13-9 .590
1978-79	Lenny Wilkens	52-30	.634	1st/Pacific	12-5 .706
1979-80	Lenny Wilkens	56-26	.683	2nd/Pacific	7-8 .467
1980-81	Lenny Wilkens	34-48	.415	6th/Pacific	Did not qualify
1981-82	Lenny Wilkens	52-30	.634	2nd/Pacific	3-5 .375
1982-83	Lenny Wilkens	48-34	.585	3rd/Pacific	0-2 .000
1983-84	Lenny Wilkens	42-40	.512	3rd/Pacific	2-3 .400
1984-85	Lenny Wilkens	31-51	.378	4th/Pacific	Did not qualify
1985-86	Bernie Bickerstaff	31-51	.378	5th/Pacific	Did not qualify
1986-87	Bernie Bickerstaff	39-43	.475	4th/Pacific	7-7 .500
1987-88	Bernie Bickerstaff	44-38	.537	3rd/Pacific	2-3 .400
1988-89	Bernie Bickerstaff	47-35	.573	3rd/Pacific	3-5 .375
1989-90	Bernie Bickerstaff	41-41	.500	4th/Pacific	Did not qualify
1990-91	K.C. Jones	41-41	.500	5th/Pacific	2-3 .400
1991-92	K.C. Jones	18-18			
	Bob Kloppenburg	2-2			
	George Karl	27-15			
	Total	47-35	.573	4th/Pacific	4-5 .444
1992-93	George Karl	55-27	.670	2nd/Pacific	10-9 .526
1993-94	George Karl	63-19	.768	1st/Pacific	2-3 .400
1994-95	George Karl	57-25	.695	2nd/Pacific	1-3 .250
1995-96	George Karl	64-18	.780	1st/Pacific	13-8 .619
1996-97	George Karl	57-25	.695	1st/Pacific	6-6 .500
1997-98	George Karl	61-21	.753	1st/Pacific	4-6 .400
1998-99	Paul Westphal	25-25	.500	5th/Pacific	Did not qualify
1999-00	Paul Westphal	45-37	.549	4th/Pacific	2-3 .400
2000-01	Paul Westphal	6-9			
	Nate McMillan	38-29			
	Total	44-38	.537	5th/Pacific	Did not qualify
2001-02	Nate McMillan	45-37	.549	4th/Pacific	2-3 .400
2002-03	Nate McMillan	40-42	.488	5th/Pacific	Did not qualify
2003-04	Nate McMillan	37-45	.451	5th/Pacific	Did not qualify
2004-05	Nate McMillan	52-30	.634	1st/Pacific	Did not qualify
2005-06	Bob Weiss	13-17	.433	1st/Northwest	6-5 .545
	Bob Hill	22-30	.423		
	Total	35-47	.427	3rd/Northwest	Did not qualify
2006-07	Bob Hill	31-51	.378	5th/Northwest	Did not qualify
2007-08	P.J. Carlesimo	20-62	.244	5th/Northwest	Did not qualify
2008-09	P.J. Carlesimo	1-12			
	Scott Brooks	22-47			
	Total	23-59	.280	5th/Northwest	Did not qualify
2009-10	Scott Brooks	50-32	.610	4th/Northwest	2-4 .333
2010-11	Scott Brooks	55-27	.671	1st/Northwest	9-8 .529
2011-12	Scott Brooks	47-19	.712	1st/Northwest	13-7 .650
2012-13	Scott Brooks	60-22	.732	1st/Northwest	5-6 .455
2013-14	Scott Brooks	59-23	.720	1st/Northwest	10-9 .526
2014-15	Scott Brooks	45-37	.549	2nd/Northwest	Did not qualify
2015-16	Billy Donovan	55-27	.671	1st/Northwest	11-7 .611
2016-17	Billy Donovan	47-35	.573	2nd/Northwest	1-4 .200
<b>TOTALS</b>	<b>2186-1866</b>	<b>.539</b>			<b>158-157</b>

Note: Bickerstaff's 1988-89 total includes six games he did not coach due to illness (Tom Newell, 0-1/Bob Kloppenburg, 1-4).

McMillan's 2001-02 total includes one game he did not coach due to a family illness (Dwane Casey, 1-0).

McMillan's 2004-05 total includes four games he did not coach due to family circumstances (Dwane Casey, 2-2).

Hill's 2006-07 total includes one game he did not coach due to illness (Gordon Chiesa, 0-1).

### COACHES OVERALL RECORDS

COACH	REGULAR SEASON RECORD	PCT	PLAYOFF RECORD	PCT
Al Bianchi	53-111	.323	0-0	---
Lenny Wilkens	478-402	.543	37-32	.536
Tom Nissalke	13-32	.289	0-0	---
Bucky Buckwalter	13-24	.351	0-0	---
Bill Russell	162-166	.494	6-9	.400
Bob Hopkins	5-17	.227	0-0	---
Bernie Bickerstaff	202-208	.493	12-15	.444
K.C. Jones	59-59	.500	2-3	.400
Bob Kloppenburg	2-2	.500	0-0	---
George Karl	384-150	.719	40-40	.500
Paul Westphal	76-71	.517	2-3	.400
Nate McMillan	212-183	.551	8-8	.500
Bob Weiss	13-17	.433	0-0	---
Bob Hill	53-81	.396	0-0	---
P.J. Carlesimo	21-74	.221	0-0	---
Scott Brooks	338-207	.620	39-36	.520
Billy Donovan	164-102	.622	12-11	.522
<b>TOTALS</b>	<b>2186-1866</b>	<b>.539</b>	<b>158-157</b>	<b>.502</b>

## ON OPENING NIGHT



### HOME OPENERS (30-16)

DATE	OPPONENT	RESULT	SCORE
10/20/67	San Diego	L	114-121
10/19/68	San Francisco	L	95-107
10/25/69	L.A. Lakers	L	106-130
*10/14/70	Detroit	L	117-123
10/16/71	Milwaukee	L	91-98
10/20/72	Golden State	L	92-101
10/12/73	Capital (Wash.)	W	103-102
10/18/74	Detroit	L	95-100
*10/24/75	Portland	W	105-97
*10/24/76	N.Y. Nets	W	104-93
10/21/77	Portland	L	99-106
*10/13/78	Chicago	W	104-86
10/17/79	L.A. Lakers	W	112-110
*10/10/80	L.A. Lakers	L	98-99
*10/31/81	Phoenix	W	94-84
*10/29/82	Houston	W	128-95
*10/28/83	Golden State	L	109-110
*10/26/84	Utah	W	102-94
11/2/85	Chicago	W	118-100
11/1/86	Sacramento	W	114-103
11/7/87	Phoenix	W	112-96
11/5/88	Denver	W	142-141 (OT)
*11/3/89	Minnesota	W	106-94
*11/3/90	Houston	W	118-106
*11/1/91	Phoenix	L	95-99
11/7/92	Houston	W	89-85
*11/6/93	L.A. Lakers	W	129-101
*11/4/94	Utah	W	110-103
11/4/95	L.A. Lakers	W	103-89
11/2/96	Portland	W	104-93
11/1/97	Dallas	L	81-89
*2/5/99	Dallas	W	92-86 (OT)
11/4/99	Dallas	W	106-96
11/1/00	Denver	W	112-99
11/1/01	San Antonio	W	114-108
*10/30/02	Phoenix	W	86-73
*10/30/03	L.A. Clippers	W	109-100
11/5/04	Atlanta	W	106-85
*11/2/05	L.A. Clippers	L	93-101
*11/1/06	Portland	L	106-110
11/1/07	Phoenix	L	99-106
*10/29/08	Milwaukee	L	87-98
*10/28/09	Sacramento	W	102-89
*10/27/10	Chicago	W	106-95
*12/25/11	Orlando	W	97-89
11/2/12	Portland	W	106-92
11/3/13	Phoenix	W	103-96
11/1/14	Denver	W	102-91
*10/28/15	San Antonio	W	112-106
10/28/16	Phoenix	W	113-110 (OT)

\*Season Opening Games (25-25)

### ROAD OPENERS (19-27)

DATE	OPPONENT	RESULT	SCORE
*10/13/67	San Francisco	L	116-144
*10/7/68	San Diego	L	110-128
*10/14/69	New York	L	101-126
10/25/70	Milwaukee	L	107-126
*10/12/71	Buffalo	W	123-90
*10/10/72	New York	L	89-113
*10/10/73	Phoenix	L	111-115
*10/17/74	Phoenix	L	97-114
10/28/75	Chicago	L	90-101
10/26/76	Indiana	L	90-120
*10/19/77	Golden State	L	84-116
10/17/78	New York	W	120-109
*10/14/79	San Diego	L	93-98
10/12/80	Portland	L	96-107
11/1/81	Portland	L	94-104
10/31/82	San Diego	W	127-109
10/30/83	Kansas City	W	128-116
10/30/84	Portland	L	83-115
*10/26/85	Dallas	L	95-101
*10/31/86	Portland	W	127-110
*11/6/87	L.A. Lakers	L	109-113
*11/4/88	Utah	W	104-97
11/4/89	Sacramento	L	100-107
11/9/90	Denver	W	135-129
11/7/91	Utah	W	103-95
*11/6/92	at Houston	W	111-94
11/8/93	Utah	W	101-100
11/15/94	New Jersey	L	106-112
*11/3/95	Utah	L	94-112
*11/1/96	Utah	L	91-99
*10/31/97	Portland	W	91-83
2/10/99	Golden State	W	89-82
*11/2/99	L.A. Clippers	W	104-92
*10/31/00	Vancouver	L	88-94
*10/30/01	Sacramento	L	95-101
11/1/02	Golden State	W	106-93
10/31/03	L.A. Clippers	W	124-105
*11/3/04	L.A. Clippers	L	84-114
11/8/05	Memphis	L	69-94
11/3/06	L.A. Lakers	L	112-118
*10/31/07	Denver	L	103-120
11/1/08	Houston	L	77-89
10/30/09	Detroit	W	91-83
10/29/10	Detroit	W	105-104
12/26/11	Minnesota	W	104-100
*11/1/12	San Antonio	L	84-86
*10/30/13	Utah	W	101-98
10/29/14	Portland	L	89-106
10/30/15	Orlando	W	139-136 (2OT)
*10/26/16	Philadelphia	W	103-97

Note: In 1992, the team played their opening game in Yokohama, Japan, defeating the Houston Rockets 111-94. In 2003, the team played their opening game in Saitama, Japan, defeating the L.A. Clippers 109-100.





## ALL-TIME OPENING-NIGHT STARTING LINEUPS

1967	Walt Hazzard Rod Thorn Bob Rule Bud Olsen Tom Meschery	1977	Don "Slick" Watts Fred Brown Mike Green Paul Silas Bruce Seals	1987	Nate McMillan Dale Ellis Alton Lister Xavier McDaniel Tom Chambers	1997	Gary Payton Hersey Hawkins Aaron Williams Dettlef Schrempf Vin Baker
1968	Art Harris Rod Thorn Bob Rule Al Tucker Tom Meschery	1978	Dick Snyder Fred Brown Tom LaGarde Jack Sikma John Johnson	1988	Nate McMillan Dale Ellis Alton Lister Michael Cage Derrick McKey	1998	Gary Payton Billy Owens Olden Polynice Dettlef Schrempf Vin Baker
1969	Lenny Wilkens Art Harris Bob Rule Bob Boozer Tom Meschery	1979	Dennis Johnson Gus Williams Jack Sikma John Johnson Lonnie Shelton	1989	Nate McMillan Dale Ellis Michael Cage Derrick McKey Xavier McDaniel	1999	Gary Payton Brent Barry Horace Grant Ruben Patterson Vin Baker
1970	Lenny Wilkens Dick Snyder Bob Rule Don Kojis Tom Meschery	1980	Paul Westphal Vinnie Johnson Jack Sikma Lonnie Shelton John Johnson	1990	Gary Payton Desmond Mason Patrick Ewing Derrick Lewis Vin Baker	2000	Gary Payton Desmond Mason Patrick Ewing Rashard Lewis Vin Baker
1971	Lenny Wilkens Dick Snyder Bob Rule Garfield Heard Spencer Haywood	1981	Gus Williams Bill Hanzlik Jack Sikma Wally Walker Lonnie Shelton	1991	Nate McMillan Ricky Pierce Benoit Benjamin Derrick McKey Michael Cage	2001	Gary Payton Brent Barry Calvin Booth Rashard Lewis Vin Baker
1972	Butch Beard Dick Snyder Jim McDaniels John Brisker Spencer Haywood	1982	Gus Williams David Thompson Jack Sikma Danny Vranes Lonnie Shelton	1992	Gary Payton Ricky Pierce Benoit Benjamin Derrick McKey Shawn Kemp	2002	Gary Payton Brent Barry Predrag Drobnjak Rashard Lewis Reggie Evans
1973	Fred Brown Dick Snyder Spencer Haywood Jim McDaniels John Brisker	1983	Al Wood Gus Williams Jack Sikma Danny Vranes Tom Chambers	1993	Gary Payton Kendall Gill Sam Perkins Dettlef Schrempf Shawn Kemp	2003	Brent Barry Ronald Murray Calvin Booth Rashard Lewis Vladimir Radmanovic
1974	Fred Brown Archie Clark Jim Fox Kennedy McIntosh Spencer Haywood	1984	Al Wood Gerald Henderson Jack Sikma Danny Vranes Tom Chambers	1994	Gary Payton Kendall Gill Sam Perkins Dettlef Schrempf Shawn Kemp	2004	Luke Ridnour Ray Allen Jerome James Rashard Lewis Reggie Evans
1975	Don "Slick" Watts Fred Brown Tom Burleson Talvin Skinner Leonard Gray	1985	Al Wood Gerald Henderson Jack Sikma Danny Vranes Tom Chambers	1995	Gary Payton Hersey Hawkins Ervin Johnson Dettlef Schrempf Shawn Kemp	2005	Luke Ridnour Ray Allen Johan Petro Rashard Lewis Reggie Evans
1976	Don "Slick" Watts Fred Brown Tom Burleson Bruce Seals Leonard Gray	1986	Michael Phelps Gerald Henderson Alton Lister Xavier McDaniel Tom Chambers	1996	Gary Payton Hersey Hawkins Jim McIlvaine Dettlef Schrempf Shawn Kemp	2006	Luke Ridnour Ray Allen Mohamed Sene Rashard Lewis Chris Wilcox
2007	Earl Watson Kevin Durant Nick Collison Damien Wilkins Chris Wilcox	2008	Earl Watson Kevin Durant Johan Petro Jeff Green Nick Collison	2009	Russell Westbrook Thabo Sefolosha Kevin Durant Jeff Green Nenad Krstic	2010	Russell Westbrook Thabo Sefolosha Kevin Durant Jeff Green Nenad Krstic
2011	Russell Westbrook Thabo Sefolosha Kevin Durant Serge Ibaka Kendrick Perkins	2012	Russell Westbrook Thabo Sefolosha Kevin Durant Serge Ibaka Kendrick Perkins	2013	Reggie Jackson Thabo Sefolosha Kevin Durant Serge Ibaka Kendrick Perkins	2014	Russell Westbrook Andre Roberson Perry Jones Serge Ibaka Steven Adams
2015	Russell Westbrook Andre Roberson Kevin Durant Serge Ibaka Steven Adams	2016	Russell Westbrook Andre Roberson Domantas Sabonis Victor Oladipo Steven Adams				

### LEADERS FOR MOST STARTS ON OPENING NIGHT

Gary Payton	12	Russell Westbrook	7	Vin Baker	5	Derrick McKey	5
Kevin Durant	8	Fred Brown	6	Tom Chambers	5	Dick Snyder	5
Jack Sikma	8	Dettlef Schrempf	6	Serge Ibaka	5		
Rashard Lewis	7	Thabo Sefolosha	5	Shawn Kemp	5		

## HIGH/LOW SCORING GAMES - WIN/LOSS STREAKS



HIGHEST SCORING GAMES				OPPONENTS HIGHEST SCORING GAMES			
POINTS	OPPONENT	DATE	SCORE	POINTS	OPPONENT	DATE	SCORE
154	at Milwaukee (5OT)	11/9/89	154-155	168	at Denver	3/16/08	168-116
154	L.A. Clippers	12/2/88	154-104	160	Philadelphia	12/20/67	122-160
152	at Phoenix (2OT)	1/22/06	152-149	155	at Milwaukee (5OT)	11/9/89	154-155
151	Denver (2OT)	4/6/08	151-147	153	Cin. in Clev.	11/24/67	133-153
151	Phoenix	4/2/88	151-107	151	at L.A. Lakers	2/2/68	113-151
150	L.A. Clippers	4/14/94	150-101	151	at L.A. Lakers	1/21/68	123-151
149	Minnesota (2OT)	3/23/12	149-140	150	St. Louis in Port.	3/7/68	133-150
149	Philadelphia	3/6/93	149-93	149	at Phoenix (2OT)	1/22/06	152-149
147	Denver	3/18/83	147-117	149	at L.A. Lakers	11/22/70	124-149
146	Denver	1/15/91	146-99	149	Philadelphia	2/14/68	125-149
146	San Francisco	2/14/71	146-101	148	at San Diego	11/14/69	112-148
146	Philadelphia	11/15/69	146-136	147	Denver (2OT)	4/6/08	151-147
146	San Francisco	2/11/68	146-118	147	Dallas	11/6/86	124-147
				147	at Baltimore	2/16/68	118-147

LOWEST SCORING GAMES				OPPONENTS LOWEST SCORING GAMES			
POINTS	OPPONENT	DATE	SCORE	POINTS	OPPONENT	DATE	SCORE
65	Houston	11/16/14	65-69	56	Utah	2/16/99	71-56
65	Detroit	3/7/04	65-86	58	Milwaukee	2/21/03	88-58
65	at L.A. Clippers	11/18/90	65-78	64	New York	2/21/97	84-64
66	Houston	4/4/08	66-79	66	at Cleveland	2/25/97	72-66
69	at Memphis	11/8/05	69-94	67	San Antonio	4/18/01	105-67
70	New Jersey	11/25/03	70-93	68	at New Jersey	11/17/04	79-68
71	at San Antonio	2/24/07	71-102	68	Denver	2/22/98	88-68
71	Utah	2/16/99	71-56	68	Vancouver	12/21/95	92-68
71	at L.A. Lakers	3/19/96	71-94	69	Houston	11/16/14	69-65
72	Portland	4/3/09	72-107	69	at Phoenix	2/10/13	97-69
72	Houston	11/29/02	72-83	69	Charlotte	11/26/12	114-69
72	at Cleveland	2/25/97	72-66	70	Phoenix	4/16/03	84-70
73	at Milwaukee	2/27/05	73-99	70	at Charlotte	2/18/90	85-70
73	San Antonio	12/19/03	73-87	70	at Dallas	11/25/89	117-70
73	San Antonio	3/6/01	73-101	71	Memphis	3/28/03	95-71
73	at Houston	4/13/97	73-113	71	Miami	12/7/02	100-71
73	at Denver	10/31/85	73-90	71	Golden State	2/9/99	90-71

LONGEST WINNING STREAKS						
STREAK	COACH	DATES OF STREAK	END OF STREAK	STREAK ENDED BY	SCORE	
14	George Karl	2/3/96 to 3/5/96	3/6/96	at Washington	88-99	
12	Scott Brooks	11/16/12 to 12/19/12	12/20/12	at Minnesota	93-99	
12	Lenny Wilkens	10/29/82 to 11/19/82	11/21/82	New Jersey	91-111	
11	George Karl	11/7/96 to 11/24/96	11/26/96	at Charlotte	89-97	
10	Scott Brooks	1/16/14 to 1/31/14	2/1/14	at Washington	81-96	
10	George Karl	1/3/95 to 1/24/95	1/26/95	Utah	108-120	
10	George Karl	11/6/93 to 11/26/93	11/27/93	at Cleveland	90-101	
10	George Karl	2/13/93 to 3/6/93	3/8/93	at Indiana	99-105	
9	Scott Brooks	12/6/13 to 12/21/13	12/22/13	Toronto	98-104	
9	Scott Brooks	1/29/10 to 2/21/10	2/23/10	Phoenix	102-104	
9	Nate McMillan	11/5/04 to 11/19/04	11/21/04	at Boston	83-102	
9	George Karl	1/2/97 to 1/22/97	1/23/97	at L.A. Clippers	100-102	
9	George Karl	3/21/96 to 4/5/96	4/6/96	at Portland	92-95	
9	George Karl	3/20/94 to 4/5/94	4/7/94	at Denver	90-104	
9*	Bill Russell	3/26/75 to 10/26/75	10/28/75	at Chicago	90-101	

\* Streak over two seasons

LONGEST LOSING STREAKS						
STREAK	COACH	DATES OF STREAK	END OF STREAK	STREAK ENDED BY	SCORE	
14	P.J. Carlesimo/Scott Brooks	11/5/08 to 11/28/08	11/29/08	Memphis	111-103	
14	P.J. Carlesimo	12/31/07 to 1/27/08	1/29/08	San Antonio	88-85	
13*	P.J. Carlesimo	4/9/07 to 11/13/07	11/14/07	at Miami	104-95	
12*	Al Bianchi/Lenny Wilkens	3/15/69 to 10/28/70	10/31/70	Cincinnati	129-121	
10	Al Bianchi	12/12/68 to 12/29/68	12/30/68	Phoenix	120-118	
9	Tom Nissalke	10/29/72 to 11/15/72	11/17/72	Philadelphia	105-92	
8	Bernie Bickerstaff	2/4/87 to 2/19/87	2/21/87	Washington	110-93	
8*	L. Wilkens/B. Bickerstaff	4/5/85 to 10/31/85	11/2/85	Chicago	118-100	
8	Lenny Wilkens	12/30/82 to 1/14/83	1/16/83	Kansas City	111-96	
8	Al Bianchi	11/1/67 to 11/14/67	11/17/67	San Diego	130-124	
7	Bernie Bickerstaff	3/25/89 to 4/6/89	4/8/89	at Dallas	114-90	
7	Lenny Wilkens	3/22/85 to 4/2/85	4/4/85	at Utah	119-118	
7	Lenny Wilkens	3/15/81 to 3/27/81	3/29/81	Golden State	96-92	
7	Tom Nissalke	12/13/72 to 12/25/72	12/26/72	at Golden State	97-95	

\* Streak over two seasons





## WINNING/LOSING STREAKS & MARGINS OF VICTORY

### LONGEST HOME WINNING STREAKS

STREAK	COACH	DATES OF STREAK	END OF STREAK	STREAK ENDED BY	SCORE
29*	Bill Russell	2/11/76 to 12/10/76	12/12/76	Houston	92-96
17	George Karl	1/11/94 to 1/24/95	1/26/95	Utah	108-120
17	Bernie Bickerstaff	1/29/88 to 1/29/89	1/31/89	New Jersey	112-118
17	Bernie Bickerstaff	1/18/87 to 1/22/88	1/24/88	L.A. Lakers	109-116
17*	Lenny Wilkens	2/10/78 to 10/27/79	11/8/79	New York	100-104
14	Scott Brooks	1/6/12 to 3/7/12	3/9/12	Cleveland	90-96
14*	George Karl	4/19/93 to 12/21/93	12/23/93	Phoenix	86-87
14	George Karl	11/21/92 to 1/18/93	1/27/93	San Antonio	99-119
13	Scott Brooks	11/3/13 to 12/19/13	12/22/13	Toronto	98-104
13*	George Karl	3/13/97 to 11/2/97	11/5/97	Atlanta	95-117
13*	George Karl	3/22/94 to 11/5/94	11/9/94	Sacramento	100-108
12	Scott Brooks	11/18/12 to 12/31/12	1/2/13	Brooklyn	93-110
12	George Karl	2/22/98 to 4/2/98	4/6/98	Phoenix	92-102
12	George Karl	11/4/97 to 12/20/97	12/23/97	Minnesota	103-112
11	George Karl	12/17/96 to 1/22/97	1/26/97	L.A. Lakers	103-104
11	George Karl	1/21/96 to 2/28/96	3/10/96	San Antonio	105-106
11	Lenny Wilkens	1/6/84 to 2/15/84	2/17/84	Boston	100-111
10	George Karl	12/1/95 to 1/16/96	1/19/96	New York	97-100
10	Lenny Wilkens	1/6/82 to 2/18/82	2/19/82	Atlanta	122-127
10	Lenny Wilkens	10/28/79 to 12/5/79	12/9/79	Chicago	112-121
10*	Lenny Wilkens	3/4/79 to 10/24/79	10/26/79	Phoenix	86-92

\* Streak over two seasons

### LONGEST ROAD WINNING STREAKS

STREAK	COACH	DATES OF STREAK	END OF STREAK	STREAK ENDED BY	SCORE
10	George Karl	1/3/95 to 2/5/95	2/15/95	at L.A. Lakers	96-102
8	Scott Brooks	12/6/13 to 1/4/14	1/7/14	at Utah	101-112
8	Nate McMillan	1/24/02 to 2/27/02	3/1/02	at New York	87-89
8	George Karl	12/9/97 to 1/9/98	1/11/98	at New York	91-92
8	George Karl	11/7/96 to 11/24/96	11/26/96	at Charlotte	89-97
8	Lenny Wilkens	10/31/82 to 11/27/82	12/5/82	at Kansas City	103-106
7	George Karl	2/3/96 to 3/5/96	3/6/96	at Washington	88-99
6	Scott Brooks	1/16/14 to 1/31/14	2/1/14	at Washington	81-96
6	Nate McMillan	12/8/04 to 1/3/05	1/5/05	at Orlando	87-105
6	Paul Westphal	1/4/00 to 1/20/00	1/21/00	at Boston	86-111
6	George Karl	2/6/93 to 2/26/93	3/8/93	at Indiana	99-105
6	Lenny Wilkens	1/2/79 to 1/25/79	1/26/79	at San Antonio	108-125

### LONGEST HOME LOSING STREAKS

STREAK	COACH	DATES OF STREAK	END OF STREAK	STREAK ENDED BY	SCORE
11	P.J. Carlesimo/Scott Brooks	11/5/08 to 12/16/08	12/19/08	Toronto	91-83
9	P.J. Carlesimo/Bob Hill	4/9/07 to 11/28/07	11/30/07	Indiana	95-93
9	Al Bianchi	2/14/68 to 3/18/68	3/19/68	Chicago	122-104
6	P.J. Carlesimo	12/31/07 to 1/27/08	1/29/08	San Antonio	88-85
6	Lenny Wilkens	3/22/85 to 4/11/85	11/2/85	Chicago	118-100
6	Tom Nissalke	10/29/72 to 11/12/72	11/17/72	Philadelphia	105-92
6	Al Bianchi	12/24/67 to 1/8/68	1/28/68	Baltimore	135-126
5	Paul Westphal	3/18/00 to 3/29/00	3/31/00	Sacramento	123-108
5	Al Bianchi	12/12/68 to 12/29/68	12/30/68	Phoenix	120-118

### LONGEST ROAD LOSING STREAKS

STREAK	COACH	DATES OF STREAK	END OF STREAK	STREAK ENDED BY	SCORE
15	Bob Hill	12/2/07 to 2/5/07	2/7/07	at Indiana	103-102
14*	Bill Russell	3/23/76 to 12/1/76	12/3/76	at Philadelphia	121-112
13	Tom Nissalke	11/21/72 to 12/25/72	12/26/72	at Golden State	97-95
12	P.J. Carlesimo	3/4/08 to 4/11/08	4/16/08	at Golden State	126-121
12	Bernie Bickerstaff	11/28/89 to 1/31/90	2/2/90	at Indiana	87-86
11*	Al Bianchi/Lenny Wilkens	3/15/69 to 11/2/69	11/4/69	at Detroit	116-102
10	P.J. Carlesimo	12/15/07 to 2/4/08	2/6/08	at Sacramento	105-92
10	Lenny Wilkens	3/4/84 to 3/29/84	3/31/84	at San Antonio	124-106

\* Streak over two seasons

### LARGEST MARGINS OF VICTORY

MARGIN	OPPONENT	DATE	SCORE
56	Philadelphia	3/6/93	149-93
56	at Houston	12/6/86	136-80
50	L.A. Clippers	12/2/88	154-104
49	L.A. Clippers	4/14/94	150-101
47	Denver	1/15/91	146-99
47	at Dallas	11/25/89	117-70
45	at New Orleans	2/27/13	119-74
45	Charlotte	11/26/12	114-69
45	San Francisco	2/14/71	146-101
44	Toronto	1/15/97	122-78
44	Phoenix	4/2/88	151-107
41	at L.A. Clippers	4/15/09	126-85
40	L.A. Lakers	12/19/15	118-78
40	at Vancouver	4/3/98	138-98
40	Golden State	12/17/96	123-83
40	Philadelphia	3/23/96	129-89
40	at Detroit	3/12/95	134-94
40	Orlando	12/17/94	124-84
40	Charlotte	11/7/89	128-88

### LARGEST MARGINS OF DEFEAT

MARGIN	OPPONENT	DATE	SCORE
52	at Denver	3/16/08	116-168
47	Boston	11/20/68	92-139
44	Dallas	4/11/85	80-124
44	at Milwaukee	12/19/72	77-121
42	at Minnesota	1/7/09	87-129
42	Denver	2/27/08	96-138
41	San Antonio	3/25/07	79-120
41	at Washington	11/11/05	96-137
40	at Boston	2/5/03	74-114
40	at Houston	4/13/97	73-113
39	at San Antonio	3/25/15	91-130
39	at Milwaukee	12/11/73	91-130
38	at Atlanta	3/15/72	96-134
38	at L.A. Lakers	2/2/68	113-151
38	Philadelphia	12/20/67	122-160



## ALL-TIME OVERTIME RESULTS

DATE	OPPONENT	RESULT	3/13/83	at Kansas City	W, 120-115 (2OT)
10/21/67	at San Diego	W, 117-110	4/5/83	at San Diego	W, 115-109 (2OT)
11/19/67	Detroit	W, 132-130	4/16/83	at Golden State	L, 122-133
2/5/68	Cincinnati (at Phoenix)	W, 132-129	12/30/83	Philadelphia	W, 97-93
11/15/68	Phoenix	W, 128-124 (2OT)	1/31/84	at Utah	L, 94-98
12/6/68	San Francisco	W, 109-100	2/29/84	at Dallas	W, 127-124 (2OT)
1/29/69	Boston (at Philadelphia)	W, 124-122	12/13/84	Los Angeles	W, 124-122
2/25/69	at L.A. Lakers	L, 111-114	11/16/85	at San Antonio	L, 95-97
3/16/69	at Atlanta	L, 127-131	11/30/85	at Denver	W, 131-123 (OT)
12/6/69	Baltimore (at Philadelphia)	W, 132-129	1/18/86	at Sacramento	L, 96-98
1/24/70	L.A. Lakers	L, 121-122	1/23/86	at Portland	L, 107-117 (2OT)
1/30/70	at San Diego	L, 117-119	2/4/86	at San Antonio	L, 119-124
1/22/71	Cincinnati	W, 132-131	2/22/86	at Chicago	L, 125-129 (3OT)
2/5/71	Atlanta	L, 120-121	12/2/86	Chicago	L, 109-115
12/19/71	Phoenix	W, 130-127	1/21/87	at Philadelphia	L, 123-129
2/13/72	at Portland	W, 127-117	1/31/87	Phoenix	W, 118-112
2/29/72	at Baltimore	W, 118-117	3/10/87	at Houston	W, 136-127 (2OT)
10/22/72	Portland	W, 120-119	3/23/87	at New York	W, 126-121
12/3/72	at Cleveland	L, 103-105	4/7/87	Phoenix	L, 125-127
12/13/72	Milwaukee	L, 103-104	1/16/88	at L.A. Clippers	W, 114-112
2/16/73	Golden State	W, 114-108	1/30/88	at San Antonio	L, 102-112 (2OT)
12/19/73	at Houston	W, 124-118	2/15/88	Dallas	L, 122-128
1/4/74	Chicago	W, 103-101	2/23/88	at Chicago	L, 97-104
3/8/74	at Buffalo	W, 123-117	3/8/88	at Golden State	W, 121-116
11/29/74	at Philadelphia	W, 121-119	3/18/88	at San Antonio	W, 118-110
1/1/75	Washington	W, 123-118	4/16/88	at Phoenix	L, 119-121
1/12/75	Chicago	L, 123-127 (2OT)	11/5/88	Denver	W, 142-141
1/16/75	at Houston	W, 127-125	12/23/88	at Cleveland	L, 107-119
2/9/75	Buffalo	L, 93-99	4/17/89	at Golden State	W, 116-109
3/11/75	at Houston	W, 122-117	4/21/89	at L.A. Clippers	W, 139-136
3/21/75	at L.A. Lakers	L, 109-112	11/9/89	at Milwaukee	L, 154-155 (5OT)
11/14/75	Cleveland	W, 100-97	11/14/89	Dallas	L, 109-113
11/25/75	at New York	W, 128-127	2/16/90	at Philadelphia	L, 96-100
1/9/76	at Phoenix	W, 112-110	4/3/90	Portland	W, 136-134
2/8/76	Phoenix	L, 101-107	4/19/90	at Sacramento	W, 130-118
12/21/76	at Chicago	L, 101-103 (2OT)	11/13/90	New York	L, 110-116
1/30/77	San Antonio	L, 118-126	12/1/90	Portland	L, 124-130 (3OT)
2/11/77	Golden State	W, 114-107	2/19/91	at Philadelphia	L, 104-107
2/15/77	at San Antonio	L, 106-109	3/5/91	Cleveland	L, 111-113
11/2/77	at Indiana	W, 106-104	3/15/91	Minnesota	L, 96-100
12/18/77	Washington	W, 111-109	3/16/91	Utah	L, 98-104
2/10/78	Denver	W, 126-123	11/14/91	at Cleveland	L, 109-115
2/28/78	at Kansas City	W, 114-107	11/22/91	Chicago	L, 109-112
2/9/79	at Milwaukee	L, 116-118	11/26/91	Golden State	W, 136-130
3/11/79	at Atlanta	L, 111-113	12/26/91	at Sacramento	W, 115-106
3/30/79	at Phoenix	L, 111-113	1/2/92	Miami	W, 113-109
11/30/79	at Kansas City	W, 107-102	1/14/92	Charlotte	L, 116-117
1/2/80	Washington	L, 134-139 (2OT)	2/27/92	at Utah	W, 130-124
1/20/80	at Boston	W, 108-106 (2OT)	1/22/93	at Golden State	W, 118-114 (2OT)
2/27/80	Philadelphia	L, 98-101	2/4/93	at New Jersey	L, 103-113
11/15/80	Houston	W, 143-139	3/2/93	Cleveland	W, 108-105
1/2/81	Philadelphia	L, 117-120	11/13/93	Atlanta	W, 97-89
1/21/81	at New Jersey	L, 122-126	12/8/93	at San Antonio	W, 109-107
2/10/81	Boston	W, 108-107	DATE	OPPONENT	RESULT
2/19/82	Atlanta	L, 122-127 (4OT)	12/10/94	at L.A. Clippers	W, 132-127 (2OT)
3/30/82	at Denver	L, 142-145	1/10/95	at Golden State	W, 128-118
DATE	OPPONENT	RESULT	1/28/95	L.A. Lakers	L, 121-128
4/8/82	at San Diego	W, 117-115	2/9/95	Chicago	W, 126-118
12/14/82	Phoenix	L, 109-114	3/3/95	at Phoenix	L, 118-122





## ALL-TIME OVERTIME RESULTS

12/12/95	at Dallas	L, 101-112	4/6/08	Denver	W, 151-147 (2OT)
12/30/95	at Phoenix	W, 123-112	1/10/09	at Chicago	W, 109-98
1/19/96	New York	L, 97-100	1/12/09	at New Jersey	L, 99-103
2/3/96	at Houston	W, 104-103	1/28/09	Memphis	W, 114-102
3/5/96	at Cleveland	W, 107-101 (2OT)	2/1/09	at Sacramento	L, 118-122
4/5/96	Phoenix	W, 130-121 (2OT)	2/27/09	at Dallas	L, 108-100
11/20/96	at Washington	W, 115-110 (2OT)	11/3/09	L.A. Lakers	L, 98-101
2/23/97	at Utah	W, 89-87	1/2/10	at Milwaukee	L, 97-103
3/18/97	at Chicago	L, 87-89	1/13/10	San Antonio	L, 108-109
2/13/98	at L.A. Lakers	W, 113-108	2/20/10	at New York	W, 121-118
3/3/98	at Miami	W, 97-91	4/6/10	at Utah	L, 139-140
3/8/98	at Minnesota	W, 99-98	11/4/10	at Portland	W, 107-106
2/5/99	Dallas	W, 92-86	11/26/10	at Indiana	W, 110-106
2/17/99	Sacramento	L, 106-109	12/1/10	at New Jersey	W, 123-120 (3OT)
4/6/99	Sacramento	L, 106-112	1/26/11	at Minnesota	W, 118-117
4/15/99	at Sacramento	W, 99-98	1/28/11	Washington	W, 124-117 (2OT)
1/9/00	at Golden State	W, 100-95	2/8/11	Memphis	L, 101-105
3/5/00	at Minnesota	L, 100-105	3/6/11	Phoenix	W, 122-118
4/10/00	at L.A. Lakers	L, 103-106	3/9/11	at Philadelphia	W, 110-105
4/18/00	at Sacramento	W, 119-112	3/29/11	Golden State	W, 115-114
1/24/01	at L.A. Clippers	W, 114-110	4/13/11	Milwaukee	L, 106-110
3/1/01	at Cleveland	W, 101-99	2/6/12	at Portland	W, 111-107
3/4/01	at Minnesota	L, 111-119	2/19/12	Denver	W, 124-118
3/11/01	at L.A. Lakers	W, 109-97	3/23/12	Minnesota	W, 149-140 (2OT)
4/15/01	Dallas	L, 99-107	4/22/12	at L.A. Lakers	L, 106-114 (2OT)
11/5/01	at Orlando	W, 123-119 (2OT)	11/21/12	L.A. Clippers	W, 117-111
11/6/01	at Miami	L, 85-87	11/24/12	at Philadelphia	W, 116-109
12/7/01	Miami	L, 94-98	12/27/12	Dallas	W, 111-105
12/21/01	at Golden State	W, 111-108	1/18/13	at Dallas	W, 117-114
3/7/02	Charlotte	W, 92-89	1/20/13	at Denver	L, 118-121
11/26/02	at Atlanta	L, 116-119	3/20/13	at Memphis	L, 89-90
12/4/02	Indiana	L, 111-114	11/10/13	Washington	W, 106-105
12/20/02	New Orleans	L, 86-88	11/29/13	Golden State	W, 113-112
1/17/03	Memphis	W, 103-97	3/21/14	at Toronto	W, 119-118 (2OT)
2/3/03	at New Jersey	L, 108-109	3/25/14	at Dallas	L, 119-128
3/21/03	Denver	W, 101-99	11/14/14	Detroit	L, 89-96
4/1/03	at Chicago	W, 101-94	12/23/14	Portland	L, 111-115
12/16/03	at Phoenix	L, 91-92	12/31/14	Phoenix	W, 137-134
1/5/04	Portland	W, 119-108	1/21/15	at Washington	W, 105-103
1/10/04	at Golden State	L, 110-113	2/26/15	at Phoenix	L, 113-117
2/25/04	Utah	L, 92-93	3/4/15	Philadelphia	W, 123-118
3/27/04	at Portland	L, 108-115	10/30/15	at Orlando	W, 139-136 (2OT)
12/1/04	Utah	W, 129-119	12/13/15	Utah	W, 104-98
1/18/05	at Denver	L, 110-116	1/26/16	at New York	W, 128-122
3/25/05	New York	W, 109-101	2/27/16	Golden State	L, 119-123
11/4/05	Minnesota	W, 107-102	4/12/16	at San Antonio	L, 98-102
11/13/05	at Toronto	W, 126-121	10/28/16	Phoenix	W, 113-110
12/13/05	Golden State	L, 107-110	11/20/16	Indiana	L, 111-115
1/22/06	at Phoenix	W, 152-149 (2OT)	11/25/16	at Denver	W, 132-129
2/12/06	Denver	L, 112-120	11/30/16	Washington	W, 126-115
11/11/06	at Atlanta	W, 113-112	3/29/17	Orlando	W, 114-106
12/18/06	at Memphis	L, 126-134 (2OT)			
1/12/07	Utah	W, 122-114			
<b>DATE</b>	<b>OPPONENT</b>	<b>RESULT</b>	<b>TOTALS</b>	<b>226 OVERTIME GAMES</b>	<b>125-101 (.553)</b>
			<b>(HOME: 55-44, ROAD: 69-57, NEUTRAL: 3-0)</b>		
			<b>DOUBLE-OVERTIME: 19-6</b>		
			<b>TRIPLE-OVERTIME: 1-2</b>		
			<b>QUADRUPLE-OVERTIME: 0-1</b>		
			<b>QUINTUPLE-OVERTIME: 0-1</b>		



## TEAM RECORDS

### MOST POINTS SCORED

Game:	154	at Milwaukee (5OT)	11/9/89
	154	L.A. Clippers	12/2/88
Half:	86	at Orlando	10/30/15
	86	Minnesota	3/23/12
	86	Miami	1/5/90
	86	Baltimore	2/13/70
Quarter:	51	Baltimore	2/13/70

### FEWEST POINTS SCORED

Game:	65	Detroit	3/7/04
	65	at L.A. Clippers	11/18/90
Half:	25	at L.A. Clippers	4/16/12
	25	Houston	4/4/08
	25	at Miami	3/12/04
Quarter:	6	Houston	3/8/05

### FIELD GOALS MADE

Game:	67	Denver	3/18/83
Half:	38	Denver	3/18/83
Quarter:	20	5 times, last, at L.A. Lakers	3/4/87
Low game:	20	Houston	11/16/14

### FIELD GOALS ATTEMPTED

Game:	131	Baltimore (at Philadelphia)	12/6/69
Half:	75	Cincinnati	1/22/71
Quarter:	42	Philadelphia	11/20/67
Low game:	59	at Golden State	2/13/11
	59	Detroit	3/7/04
	59	Denver	2/24/95

### FIELD GOAL PERCENTAGE

Highest:	.661	at Philadelphia	1/21/02
	(.41-62)		
Lowest:	.294	2 times, last, Houston	11/16/14
	(20-68)		

### FREE THROWS MADE

Game:	52	Philadelphia	11/15/69
Half:	*36	at Denver	4/7/91
Quarter:	20	4 times, last, vs. Golden State	12/5/10
Low game:	1	Detroit	11/14/14

### FREE THROWS ATTEMPTED

Game:	67	Philadelphia	11/15/69
Half:	45	at New York	2/17/68
Quarter:	30	Dallas	3/15/92
Low game:	4	Dallas	1/7/85

### FREE THROW PERCENTAGE

Highest:	1.000	13 times, last, Miami	1/17/16
	(12-12)		
Low game:	.167	Detroit	11/14/14
	(1-6)		

### THREE-POINT FIELD GOALS MADE

Game:	18	at Philadelphia	11/16/04
	18	Boston	2/22/04

### THREE-POINT FIELD GOALS ATTEMPTED

Game:	41	at Boston	12/10/03
-------	----	-----------	----------

### REBOUNDS

Game:	94	Phoenix (2OT)	11/15/68
Half:	52	L.A. Lakers	2/8/68
Quarter:	28	5 times, last, at Detroit	2/7/80
Low game:	19	Phoenix	4/14/99

### ASSISTS

Game:	52	Denver	3/18/83
Half:	28	Milwaukee	11/24/68
Quarter:	16	Kansas City	3/31/82
Low game:	6	Portland	11/1/09

### STEALS

Game:	**27	Toronto	1/15/97
Half:	15	Toronto	1/15/97
	15	Minnesota	4/13/93
Quarter:	11	Toronto	1/15/97
Low game:	0	2 times, last, at Minnesota	1/15/16

### BLOCKED SHOTS

Game:	16	2 times, last, Golden State	2/6/13
Low game:	0	Many times, last, New Orleans	2/26/17

### TURNOVERS

Game:	36	Atlanta	10/24/73
	36	at New York	2/17/68
Half:	23	New York	2/22/70
Quarter:	16	at Buffalo	3/4/75
Low game:	2	L.A. Lakers	3/5/13

\* Tied NBA Record

\*\* NBA Record





## OPPONENT TEAM RECORDS

### MOST POINTS SCORED

Game:	168	at Denver	3/16/08
Half:	95	Philadelphia	12/20/67
Quarter:	53	New York (at Philadelphia)	12/26/67
	53	Philadelphia	12/20/67

### FEWEST POINTS SCORED

Game:	56	Utah	2/16/99
Half:	20	New Orleans	1/4/75
Quarter:	6	New Orleans/Oklahoma City	4/4/07

### FIELD GOALS MADE

Game:	64	L.A. Lakers	4/12/85
Half:	38	Philadelphia	12/20/67
Quarter:	20	4 times, last, Cleveland	2/5/80
Low game:	20	New York	2/21/97

### FIELD GOALS ATTEMPTED

Game:	131	Boston	10/17/70
Half:	72	Boston	10/17/70
Low game:	61	at Cleveland	2/25/97
	61	at Sacramento	4/21/95

### FIELD GOAL PERCENTAGE

Highest:	.671	Phoenix	1/6/86
	(47-70)		
Lowest:	.284	L.A. Lakers	4/11/16
	(23-81)		

### FREE THROWS MADE

Game:	51	Dallas	11/6/86
Half:	31	at L.A. Lakers	4/5/88
Quarter:	20	Brooklyn	1/2/13
Low game:	2	3 times, last, at Miami	11/9/02

### FREE THROWS ATTEMPTED

Game:	65	Detroit	2/16/79
	65	San Diego	12/28/67
Half:	40	Philadelphia	12/20/67
Quarter:	24	4 times, last, L.A. Clippers	3/11/15
Low game:	4	3 times, last, Portland	2/26/07

### FREE THROW PERCENTAGE

Highest:	1.000	19 times, last, New Orleans	11/18/15
	(9-9)		

### THREE-POINT FIELD GOALS MADE

Game:	20	at Houston	3/26/17
-------	----	------------	---------

### THREE-POINT FIELD GOALS ATTEMPTED

Game:	45	at Golden State	4/16/08
-------	----	-----------------	---------

### REBOUNDS

Game:	99	Philadelphia (at New York)	12/12/67
Half:	52	at Detroit	1/19/68
Quarter:	36	at Detroit	1/19/68
Low game:	23	Minnesota	2/14/96

### ASSISTS

Game:	45	L.A. Lakers	2/21/84
Half:	26	Philadelphia	12/20/67
Quarter:	15	4 times, last, at L.A. Lakers	10/24/80
Low game:	7	twice, last L.A. Lakers	3/26/10

### STEALS

Game:	23	at Golden State	12/6/75
Half:	13	at Golden State	12/6/75
Low game:	0	L.A. Lakers	3/5/13

### BLOCKED SHOTS

Game:	20	at Philadelphia	3/9/84
Half:	15	at New Jersey	2/1/94
Low game:	0	Many times, last, Sacramento	2/29/16

### TURNOVERS

Game:	43	at L.A. Lakers	2/15/74
Half:	23	New Orleans	1/4/75



## INDIVIDUAL RECORDS

### POINTS

Game:	58	Russell Westbrook	Portland	3/7/17
	58	Fred Brown	at Golden State	3/23/74
Half:	34	Russell Westbrook	at Minnesota	4/15/15
	34	Bob Rule	Philadelphia	11/15/69
Quarter:	25	Bob Rule	Philadelphia	11/15/69

### REBOUNDS

Game:	30	Jim Fox	L.A. Lakers	12/26/73
Half:	21	Marvin Webster	at Atlanta	11/1/77
Quarter:	12	Jim Fox	at Buffalo	3/2/73
	12	Don Smith	Phoenix	1/15/72
	12	Bob Rule	New York	12/22/67

### ASSISTS

Game:	25	Nate McMillan	L.A. Clippers	2/23/87
Half:	17	Nate McMillan	L.A. Clippers	2/23/87
Quarter:	11	Avery Johnson	Miami	1/5/90
	11	Nate McMillan	L.A. Clippers	2/23/87

### STEALS

Game:	10	Gus Williams	New Jersey	2/22/78
	10	Fred Brown	at Philadelphia	12/3/76
Half:	8	Gus Williams	at Washington	1/23/79
	8	Fred Brown	at Philadelphia	12/3/76

### BLOCKED SHOTS

Game:	11	Serge Ibaka	Dallas	2/19/15
-------	----	-------------	--------	---------

### FIELD GOALS MADE

Game:	24	Fred Brown	at Golden State	3/23/74
Half:	13	Gary Payton	L.A. Clippers	12/27/01
	13	Fred Brown	at Golden State	3/23/74
	13	Spencer Haywood	at Golden State	12/26/72
Quarter:	10	Gus Williams	at Golden State	11/10/81
	10	Bob Rule	Philadelphia	11/15/69

### FIELD GOALS ATTEMPTED

Game:	44	Russell Westbrook	Phoenix	10/28/16
Half:	24	Russell Westbrook	Portland	2/5/17
	24	Russell Westbrook	at Indiana	4/12/15

### THREE-POINT FIELD GOALS MADE

Game:	9	Dale Ellis	L.A. Clippers	4/20/90
-------	---	------------	---------------	---------

### THREE-POINT FIELD GOALS ATTEMPTED

Game:	17	Ray Allen	Denver	1/23/07
	17	Gary Payton	at Minnesota	12/23/99

### FREE THROWS MADE

Game:	22	Kevin Durant	at Utah	10/30/13
Half:	16	Russell Westbrook	Boston	3/18/15
Quarter:	12	Shawn Kemp	at Phoenix	4/14/92

### FREE THROWS ATTEMPTED

Game:	27	Spencer Haywood	Kansas City-Omaha	1/1/73
Half:	18	Russell Westbrook	Boston	3/18/15
	18	Lenny Wilkens	at Philadelphia	11/8/69
Quarter:	15	Shawn Kemp	at Phoenix	4/14/92





## OPPONENT INDIVIDUAL RECORDS

### POINTS

Game:	60	Tom Chambers	at Phoenix	3/24/90
Half:	35	Tom Chambers	at Phoenix	3/24/90
Quarter:	25	Gerald Green	at Phoenix	3/6/14
	25	Steve Smith	at Atlanta	3/14/97

### REBOUNDS

Game:	38	Wilt Chamberlain	Philadelphia	12/20/67
Half:	24	Wilt Chamberlain	Philadelphia	12/20/67
Quarter:	14	Bill Russell	at Boston	11/8/68
	14	Wilt Chamberlain	Philadelphia	12/20/67

### ASSISTS

Game:	23	Magic Johnson	at L.A. Lakers	2/21/84
Half:	18	Magic Johnson	at L.A. Lakers	2/21/84
Quarter:	12	Magic Johnson	at L.A. Lakers	2/21/84

### STEALS

Game:	10	Jerry West	at L.A. Lakers	12/7/73
Half:	6	Thaddeus Young	at Philadelphia	1/25/14
	6	Michael Williams	at Minnesota	2/24/93

### BLOCKED SHOTS

Game:	12	Hakeem Olajuwon	at Houston (OT)	3/10/87
Half:	7	Hakeem Olajuwon	Houston (at Japan)	11/7/92
	7	Joel Przybilla	Portland	4/2/06

### FIELD GOALS MADE

Game:	23	Antawn Jamison	Golden State	12/3/00
Half:	15	Tom Chambers	at Phoenix	3/24/90
Quarter:	10	Ralph Sampson	Houston	1/6/84

### FIELD GOALS ATTEMPTED

Game:	44	Kobe Bryant	L.A. Lakers (OT)	1/14/08
	39	Nate Archibald	at Kansas City-Omaha	11/15/72
Half:	24	Elvin Hayes	at San Diego	11/22/68

### THREE-POINT FIELD GOALS MADE

Game:	*12	Stephen Curry	Golden State (OT)	2/27/16
	*12	Kobe Bryant	at L.A. Lakers	1/7/03

### THREE-POINT FIELD GOALS ATTEMPTED

Game:	18	Kobe Bryant	at L.A. Lakers	1/7/03
-------	----	-------------	----------------	--------

### FREE THROWS MADE

Game:	21	Connie Hawkins	at Phoenix	1/17/70
Half:	15	Dwight Howard	vs. Orlando	1/13/11
	15	Allen Leavell	at Houston	11/14/82
	15	Connie Hawkins	at Phoenix	1/17/70
Quarter:	12	Allen Leavell	at Houston	11/14/82

### FREE THROWS ATTEMPTED

Game:	30	Wilt Chamberlain	Philadelphia (at Boston)	12/1/67
Half:	18	Wilt Chamberlain	Philadelphia (at New York)	12/12/67
Quarter:	15	Wilt Chamberlain	Philadelphia (at New York)	12/12/67

\* Tied NBA Record

## ALL-TIME CAREER LEADERS



### POINTS

1.	Gary Payton	18,207
2.	Kevin Durant	17,566
3.	<b>Russell Westbrook</b>	<b>15,156</b>
4.	Fred Brown	14,018
5.	Jack Sikma	12,034
6.	Rashard Lewis	10,251
7.	Shawn Kemp	10,148
8.	Gus Williams	9,676
9.	Dale Ellis	9,405
10.	Xavier McDaniel	8,438

### REBOUNDS

1.	Jack Sikma	7,729
2.	Shawn Kemp	5,978
3.	<b>Nick Collison</b>	<b>4,681</b>
4.	Kevin Durant	4,518
5.	Gary Payton	4,240
6.	<b>Russell Westbrook</b>	<b>4,149</b>
7.	Michael Cage	3,975
8.	Spencer Haywood	3,954
9.	Serge Ibaka	3,875
10.	Rashard Lewis	3,595

### STEALS

1.	Gary Payton	2,107
2.	Nate McMillan	1,544
3.	<b>Russell Westbrook</b>	<b>1,153</b>
4.	Fred Brown	1,149
5.	Gus Williams	1,086
6.	Don "Slick" Watts	833
7.	Shawn Kemp	775
8.	Kevin Durant	774
9.	Jack Sikma	774
10.	Rashard Lewis	708

### GAMES PLAYED

1.	Gary Payton	999
2.	Fred Brown	963
3.	<b>Nick Collison</b>	<b>895</b>
4.	Nate McMillan	796
5.	Jack Sikma	715
6.	<b>Russell Westbrook</b>	<b>668</b>
7.	Kevin Durant	641
8.	Shawn Kemp	625
9.	Rashard Lewis	617
10.	Serge Ibaka	524

### PERSONAL FOULS

1.	Gary Payton	2,577
2.	<b>Nick Collison</b>	<b>2,500</b>
3.	Jack Sikma	2,473
4.	Nate McMillan	2,408
5.	Shawn Kemp	2,379
6.	Fred Brown	1,937
7.	<b>Russell Westbrook</b>	<b>1,616</b>
8.	Serge Ibaka	1,491
9.	Rashard Lewis	1,477

### SCORING AVERAGE (MINIMUM 200 GAMES)

1.	Kevin Durant	27.4
2.	Spencer Haywood	24.9
3.	Ray Allen	24.6
4.	<b>Russell Westbrook</b>	<b>21.5</b>
5.	Bob Rule	21.4
6.	Dale Ellis	20.9
7.	Xavier McDaniel	20.7
8.	Tom Chambers	20.4
9.	Gus Williams	20.3
10.	Lenny Wilkens	19.5

### ASSISTS

1.	Gary Payton	7,384
2.	<b>Russell Westbrook</b>	<b>5,293</b>
3.	Nate McMillan	4,893
4.	Fred Brown	3,160
5.	Gus Williams	2,865
6.	Lenny Wilkens	2,777
7.	Kevin Durant	2,363
8.	Jack Sikma	2,345
9.	Don "Slick" Watts	2,274
10.	Luke Ridnour	1,805

### BLOCKED SHOTS

1.	Serge Ibaka	1,300
2.	Shawn Kemp	959
3.	Jack Sikma	705
4.	Kevin Durant	639
5.	Alton Lister	500
6.	<b>Nick Collison</b>	<b>469</b>
7.	Tom Burleson	420
8.	Derrick McKey	375
9.	Rashard Lewis	362
10.	Nate McMillan	356

### MINUTES

1.	Gary Payton	36,858
2.	Jack Sikma	24,707
3.	Fred Brown	24,422
4.	Kevin Durant	24,208
5.	<b>Russell Westbrook</b>	<b>22,786</b>
6.	Rashard Lewis	20,921
7.	Nate McMillan	20,462
8.	Shawn Kemp	18,609
9.	<b>Nick Collison</b>	<b>18,528</b>
10.	Gus Williams	16,262





## ALL-TIME CAREER LEADERS

### FIELD GOALS MADE

1.	Gary Payton	7,292
2.	Fred Brown	6,006
3.	Kevin Durant	5,912
4.	<b>Russell Westbrook</b>	<b>5,239</b>
5.	Jack Sikma	4,493
6.	Gus Williams	3,978
7.	Rashard Lewis	3,762
8.	Shawn Kemp	3,672
9.	Dale Ellis	3,611
10.	Xavier McDaniel	3,496

### FIELD GOALS ATTEMPTED

1.	Gary Payton	15,562
2.	Fred Brown	12,568
3.	Kevin Durant	12,228
4.	<b>Russell Westbrook</b>	<b>12,093</b>
5.	Jack Sikma	9,539
6.	Gus Williams	8,374
7.	Rashard Lewis	8,162
8.	Dale Ellis	7,246
9.	Xavier McDaniel	7,074
10.	Shawn Kemp	7,054

### FREE THROWS MADE

1.	Kevin Durant	4,599
2.	<b>Russell Westbrook</b>	<b>3,972</b>
3.	Jack Sikma	3,044
4.	Shawn Kemp	2,780
5.	Gary Payton	2,706
6.	Tom Chambers	2,150
7.	Lenny Wilkens	1,926
8.	Fred Brown	1,896
9.	Spencer Haywood	1,795
10.	Detlef Schrempf	1,774

### FREE THROWS ATTEMPTED

1.	Kevin Durant	5,212
2.	<b>Russell Westbrook</b>	<b>4,829</b>
3.	Shawn Kemp	3,808
4.	Gary Payton	3,726
5.	Jack Sikma	3,641
6.	Tom Chambers	2,603
7.	Lenny Wilkens	2,460
8.	Gus Williams	2,216
9.	Fred Brown	2,211
10.	Spencer Haywood	2,207

### THREE-POINT FIELD GOALS MADE

1.	Kevin Durant	1,143
2.	Rashard Lewis	973
3.	Gary Payton	917
4.	Ray Allen	869
5.	<b>Russell Westbrook</b>	<b>706</b>
6.	Dale Ellis	699
7.	Brent Barry	669
8.	Sam Perkins	592
9.	Vladimir Radmanovic	510
10.	Hersey Hawkins	469

### THREE-POINT FIELD GOALS ATTEMPTED

1.	Kevin Durant	3,008
2.	Gary Payton	2,855
3.	Rashard Lewis	2,519
5.	<b>Russell Westbrook</b>	<b>2,258</b>
5.	Ray Allen	2,252
6.	Dale Ellis	1,674
7.	Brent Barry	1,560
8.	Sam Perkins	1,549
9.	Vladimir Radmanovic	1,352
10.	Hersey Hawkins	1,216

### FIELD GOAL PERCENTAGE (MINIMUM 1,000 ATTS.)

1.	James Donaldson	.584
2.	<b>Steven Adams</b>	<b>.568</b>
3.	Enes Kanter	.562
4.	<b>Nick Collison</b>	<b>.533</b>
5.	Chris Wilcox	.530
6.	Serge Ibaka	.523
7.	Michael Cage	.522
8.	Shawn Kemp	.521
9.	Ruben Patterson	.513
10.	Sedale Threatt	.509

### FREE THROW PERCENTAGE (MINIMUM 500 ATTS.)

1.	Ricky Pierce	.906
2.	Ray Allen	.899
3.	Eddie A. Johnson	.891
4.	Kevin Durant	.882
5.	Hersey Hawkins	.876
6.	Fred Brown	.858
7.	Luke Ridnour	.855
8.	Dick Snyder	.843
9.	Jack Sikma	.836
10.	James Harden	.835

## OKLAHOMA CITY TEAM RECORDS



### MOST POINTS SCORED

Game	149	Minnesota (2OT)	3/23/2012
Half	86	2 times, last, Orlando	10/30/2015
Quarter	47	Minnesota	4/15/2015

### THREE POINT FIELD GOALS ATTEMPTED

Game	37	2 times, last, Chicago	2/1/2017
Half	24	2 times, last, at Orlando	3/29/2017
Quarter	17	at LA Clippers	3/9/2014

### FIELD GOALS MADE

Game	60	Minnesota	3/23/2012
Half	33	Minnesota	3/23/2012
Quarter	18	Golden State	1/17/2014

### THREE-POINT FIELD GOAL PERCENTAGE

Highest	0.682	Utah	2/28/2017
	(15-22)		
Lowest	0.000	2 times, last, at New Jersey	12/28/2009
	(0-4)		

### FIELD GOALS ATTEMPTED

Game	113	Minnesota	3/23/2012
Half	66	at Orlando	10/30/2015
Quarter	33	at Orlando	4/11/2010

### REBOUNDS

Game	64	at Golden State	1/5/2015
Half	34	2 times, last, Portland	2/5/2017
Quarter	20	4 times, last, New Orleans	12/4/2016

### FIELD GOAL PERCENTAGE

Highest	0.636	at Brooklyn	1/31/2014
	(49-77)		
Lowest	0.294	Houston	11/16/2014
	(20-68)		

### ASSISTS

Game	36	at LA Clippers	4/15/2009
Half	21	Denver	2/22/2015
Quarter	13	3 times, last, at Denver	4/5/2016

### FREE THROWS MADE

Game	44	Phoenix	12/31/2014
Half	30	Golden State	12/5/2010
Quarter	20	Golden State	12/5/2010

### STEALS

Game	17	2 times, last, at Portland	2/9/2010
Half	11	4 times, L.A. Lakers	10/30/2016
Quarter	8	at Memphis	12/8/2015

### FREE THROWS ATTEMPTED

Game	49	Phoenix	12/31/2014
Half	33	Golden State	12/5/2010
Quarter	22	at Denver	4/5/2011

### BLOCKED SHOTS

Game	17	at Sacramento	2/9/2012
Half	12	at Sacramento	2/9/2012
Quarter	9	at Sacramento	2/9/2012

### FREE THROW PERCENTAGE

Highest	1.000	6 times, last, Miami	1/17/2016
	(12-12)		
Lowest	0.167	Detroit (OT)	11/14/2014
	(1-6)		

### TURNOVERS

Game	27	at LA Clippers	10/30/2014
Half	18	Dallas	11/6/2013
Quarter	11	2 times, last, Charlotte	4/10/2009
Low	2	L.A. Lakers	3/5/2013

### THREE-POINT FIELD GOALS MADE

Game	16	2 times, last, LA Clippers	11/11/2016
Half	12	Utah	2/28/2017
Quarter	7	at Utah	4/6/2010





## OKLAHOMA CITY OPPONENT TEAM RECORDS

### MOST POINTS SCORED

Game	140	3 times, last, Minnesota	3/23/2012
Half	79	3 times, last, Houston	3/26/2017
Quarter	44	LA Clippers	2/23/2014

### FIELD GOALS MADE

Game	56	Dallas	4/1/2015
Half	30	3 times, last, Dallas	3/26/2017
Quarter	18	Sacramento	4/24/2012

### FIELD GOALS ATTEMPTED

Game	108	Washington	1/28/2011
Half	63	Washington	1/28/2011
Quarter	33	Denver	2/4/2009

### FIELD GOAL PERCENTAGE

Highest	0.633	at Houston	3/26/2017
	(50-79)		
Lowest	0.284	L.A. Lakers	4/11/2016
	(23-81)		

### FREE THROWS MADE

Game	40	at Charlotte	1/4/2017
Half	26	at Sacramento	4/11/2011
Quarter	20	Brooklyn	1/2/2013

### FREE THROWS ATTEMPTED

Game	50	Houston	4/5/2015
Half	34	Houston	4/5/2015
Quarter	24	LA Clippers	3/11/2015

### FREE THROW PERCENTAGE

Highest	1.000	11 times, last, New Orleans	11/18/2015
	(9-9)		
Lowest	0.375	Detroit	1/16/2009
	(3-8)		

### THREE-POINT FIELD GOALS ATTEMPTED

Game	20	at Houston	3/26/2017
Half	12	2 times, last, at Portland	1/10/2016
Quarter	9	at Houston	1/16/2014

### THREE POINT FIELD GOALS ATTEMPTED

Game	44	at Portland	1/10/2016
Half	25	at Houston	4/3/2016
Quarter	15	Houston	12/9/2016

### THREE-POINT FIELD GOAL PERCENTAGE

Highest	0.714	at Charlotte	3/17/2010
	(5-7)		
Lowest	0.000	2 times, last, at Washington	3/14/2011
	(0-9)		

### REBOUNDS

Game	65	at Los Angeles Lakers	4/22/2012
Half	38	at Los Angeles Lakers	4/22/2012
Quarter	24	at Milwaukee	3/30/2013

### ASSISTS

Game	36	at Toronto	3/27/2009
Half	23	Phoenix	3/7/2012
Quarter	13	Houston	3/26/2017

### STEALS

Game	18	2 times, last, Charlotte	4/2/2017
Half	11	2 times, last, at LA Clippers	11/13/2013
Quarter	8	2 times, last, Sacramento	11/9/2014

### BLOCKED SHOTS

Game	16	2 times, last, LA Lakers	11/3/2009
Half	9	Orlando	11/12/2008
Quarter	6	Indiana	2/16/2016

### TURNOVERS

Game	26	L. A. Lakers	11/3/2009
Half	16	2 times, last, at LA Clippers	3/3/2013
Quarter	12	New Jersey	12/29/2010
Low	4	at Charlotte	1/2/2016



## OKLAHOMA CITY INDIVIDUAL RECORDS

### POINTS

Game	58	Russell Westbrook	Portland	3/7/2017
Half	34	Russell Westbrook	at Minnesota	4/15/2015
Quarter	23	3 times, last, Russell Westbrook	Phoenix	10/28/2016

### REBOUNDS

Game	22	Serge Ibaka	Dallas	2/19/2015
Half	13	Serge Ibaka	Phoenix	3/7/2013
	13	Steven Adamas	at Phoenix	3/29/2015
Quarter	10	3 times, last, Enes Kanter	at Minnesota	4/15/2015

### ASSISTS

Game	22	Russell Westbrook	Phoenix	12/17/2016
Half	12	6 times, last, Russell Westbrook	LA Clippers	12/31/2017
Quarter	10	Russell Westbrook	Denver	2/22/2015

### STEALS

Game	8	Russell Westbrook	Golden State	2/6/2010
Half	5	5 times, last, Russell Westbrook	San Antonio	4/7/2015
Quarter	4	3 times, last, Reggie Jackson	at Houston	1/16/2014

### BLOCKED SHOTS

Game	11	Serge Ibaka	Denver	2/19/2012
Half	7	3 times, last, Serge Ibaka	Denver	2/19/2012
Quarter	6	3 times, last, Serge Ibaka	Cleveland	3/9/2012

### FIELD GOALS MADE

Game	21	Russell Westbrook	at Indiana	4/12/2015
	21	Russell Westbrook	Portland	2/5/2017
Half	12	Russell Westbrook	at Indiana	4/12/2015
	12	Russell Westbrook	Portland	2/5/2017
Quarter	9	Russell Westbrook	at Indiana	4/12/2015

### FIELD GOALS ATTEMPTED

Game	44	Russell Westbrook	Phoenix	10/28/2016
Half	24	Russell Westbrook	Portland	2/5/2017
	24	Russell Westbrook	at Indiana	4/12/2015
Quarter	15	Kevin Durant	at Golden State	4/11/2010
	15	Russell Westbrook	Portland	3/7/2017

### THREE-POINT FIELD GOALS MADE

Game	8	Russell Westbrook	at Houston	1/5/2017
	8	Russell Westbrook	at Memphis	4/5/2017
Half	7	Russell Westbrook	at Memphis	4/5/2017
Quarter	4	17 times, last, Doug McDermott	Utah	2/28/2017

### THREE-POINT FIELD GOALS ATTEMPTED

Game	16	Russell Westbrook	at Portland	3/2/2017
Half	11	Russell Westbrook	Charlotte	4/2/2017
	11	Russell Westbrook	at Orlando	3/29/2017
Quarter	8	Russell Westbrook	at Houston	1/5/2017

### FREE THROWS MADE

Game	24	Kevin Durant	at LA Clippers	1/23/2009
Half	16	Russell Westbrook	Boston	3/18/2015
Quarter	11	Kevin Durant	at Utah	1/7/2014

### FREE THROWS ATTEMPTED

Game	26	Kevin Durant	at LA Clippers	1/23/2009
Half	18	Russell Westbrook	Boston	3/18/2015
Quarter	13	Kevin Durant	at Utah	1/7/2014





## OKLAHOMA CITY OPPONENT INDIVIDUAL RECORDS

<b>POINTS</b>				
Game	51	Kevin Love	Minnesota (2OT)	3/23/2012
Half	32	Tyreke Evans	at New Orleans	4/14/2014
Quarter	25	Gerald Green	at Phoenix	3/6/2014
<b>REBOUNDS</b>				
Game	23	Dwight Howard	at Orlando	12/5/2008
Half	16	Zach Randolph	at Memphis	12/11/2009
Quarter	13	Zach Randolph	at Memphis	12/11/2009
<b>ASSISTS</b>				
Game	19	Rajon Rondo	Sacramento	1/4/2016
Half	13	Rajon Rondo	Sacramento	1/4/2016
Quarter	8	4 times, last, Chris Paul	LA Clippers	11/21/2013
<b>STEALS</b>				
Game	8	Thaddeus Young	at Philadelphia	1/25/2014
Half	6	Thaddeus Young	at Philadelphia	1/25/2014
Quarter	4	11 times, last, Aaron Gordon	at Orlando	3/29/2017
<b>BLOCKED SHOTS</b>				
Game	10	Dwight Howard	Orlando	11/12/2008
<b>FIELD GOALS MADE</b>				
Game	18	Monta Ellis	at Golden State	2/7/2012
Half	12	Lamaricus Aldridge	at Portland	12/4/2013
Quarter	9	Isaiah Thomas	Sacramento	12/14/2012
	9	Anthony Davis	New Orleans	2/26/2017
<b>FIELD GOALS ATTEMPTED</b>				
Game	33	2 times, last, Demarcus Cousins	at Sacramento	2/29/2016
Half	20	Devin Booker	at Phoenix	4/7/2017
Quarter	15	Lou Williams	at L.A. Lakers	1/8/2015
<b>THREE-POINT FIELD GOALS MADE</b>				
Game	12	Stephen Curry	Golden State (OT)	2/27/2016
Half	7	Damian Lillard	at Portland	1/10/2016
Quarter	6	Gerald Green	at Phoenix	3/6/2014
	6	Troy Daniels	at Memphis	12/29/2016
<b>THREE-POINT FIELD GOALS ATTEMPTED</b>				
Game	16	Stephen Curry	Golden State (OT)	2/27/2016
Half	11	Damian Lillard	at Portland	1/10/2016
Quarter	8	5 times, last, Troy Daniels	at Memphis	12/29/2016
<b>FREE THROWS MADE</b>				
Game	18	DeMarcus Cousins	at Sacramento	4/11/2011
Half	15	Dwight Howard	Orlando	1/13/2011
Quarter	10	DeMarcus Cousins	at Sacramento	1/15/2017
<b>FREE THROWS ATTEMPTED</b>				
Game	22	DeAndre Jordan	LA Clippers	3/11/2015
Half	17	2 times, last, Demarcus Cousins	at Sacramento	4/11/2011
Quarter	16	DeAndre Jordan	LA Clippers	3/11/2015

## GREATEST INDIVIDUAL PERFORMANCES



<b>POINTS</b>			
58	Russell Westbrook	Portland	3/7/17
58	Fred Brown	at Golden State	3/23/74
57	Russell Westbrook	at Orlando	3/29/17
54	Russell Westbrook	at Indiana	4/12/15
54	Kevin Durant	vs. Golden State	1/17/14
54	Ray Allen	Utah (OT)	1/12/07
53	Dale Ellis	at Milwaukee (3OT)	11/9/89
52	Kevin Durant	at Dallas (OT)	1/18/13
51	Kevin Durant	at Toronto (2OT)	3/21/14
51	Kevin Durant	Denver (OT)	2/19/12
51	Spencer Haywood	Kansas City-Omaha	1/3/73
50	Russell Westbrook	at Denver	4/9/17
50	Rashard Lewis	L.A. Clippers (at Japan)	10/31/03
49	Russell Westbrook	at Houston	1/5/17
49	Russell Westbrook	Philadelphia (OT)	3/4/15
49	Dale Ellis	Sacramento	1/5/89
49	Bob Rule	Philadelphia	11/15/69
48	Russell Westbrook	at Phoenix	3/3/17
48	Russell Westbrook	at Memphis	11/16/15
48	Russell Westbrook	New Orleans	2/6/15
48	Spencer Haywood	Cleveland	1/7/72
48	Kevin Durant	at Utah	1/7/14
48	Kevin Durant	at Minnesota	1/4/14
<b>REBOUNDS</b>			
30	Jim Fox	L.A. Lakers	12/26/73
29	Marvin Webster	at Atlanta	11/1/77
29	Jim Fox	Golden State	2/16/73
27	Bob Rule	New York	12/22/67
25	Jack Sikma	at Utah	2/10/83
25	Jack Sikma	Kansas City	12/17/82
25	Spencer Haywood	L.A. Lakers	3/25/73
25	Pete Cross	Portland	1/1/71
24	Chris Wilcox	Houston	4/4/06
24	Marvin Webster	at Indiana (OT)	11/2/77
24	Spencer Haywood	Capital (Washington)	12/14/73
24	Spencer Haywood	at Philadelphia	12/12/73
24	Spencer Haywood	Portland	12/18/71
24	Pete Cross	Cleveland	11/13/70
24	Don Smith	Phoenix	10/21/70
<b>ASSISTS</b>			
25	Nate McMillan	L.A. Clippers	2/23/87
22	Russell Westbrook	Phoenix	12/17/16
21	Nate McMillan	Sacramento	3/31/87
20	Gus Williams	Dallas	12/9/83
19	Russell Westbrook	at Brooklyn	3/14/17
19	Russell Westbrook	L.A. Clippers	3/9/16
19	Nate McMillan	at Portland	2/18/89
19	Lenny Wilkens	L.A. Lakers	10/30/71
19	Lenny Wilkens	Portland	10/23/70
18	Russell Westbrook	Indiana	2/19/16
18	Gary Payton	at Houston	11/5/02
18	Avery Johnson	Miami	1/5/90
18	Don "Slick" Watts	at Chicago (2OT)	12/21/76
18	Lenny Wilkens	Phoenix	11/29/69
17	Russell Westbrook	L.A. Lakers	2/24/17
17	Russell Westbrook	at Denver	11/25/16
17	Russell Westbrook	Miami	3/22/15
17	Russell Westbrook	Toronto	3/8/15
17	Russell Westbrook	Denver	2/22/15
17	Five Others		





## OPPONENT GREATEST INDIVIDUAL PERFORMANCES

### POINTS

60	Tom Chambers	at Phoenix	3/24/90
53	Wilt Chamberlain	Philadelphia	12/20/67
52	Bob McAdoo	Buffalo	3/17/76
52	Wilt Chamberlain	Philadelphia (at Boston)	12/1/67
51	Kevin Love	Minnesota (2OT)	3/23/12
51	Antawn Jamison	Golden State	12/3/00
51	Lew Alcindor	Milwaukee	2/19/71
50	Kobe Bryant	at L.A. Lakers	4/15/07
50	Elvin Hayes	at San Diego	11/20/70
49	Elvin Hayes	at San Diego (OT)	1/30/70
48	Monta Ellis	at Golden State	2/7/12
48	Kobe Bryant	L.A. Lakers (OT)	1/14/08
48	Kiki Vandeweghe	Portland	3/5/87
48	Nate Archibald	at Kansas City-Omaha	1/16/73
48	Hal Greer	Philadelphia	2/5/69

### REBOUNDS

38	Wilt Chamberlain	Philadelphia	12/20/67
37	Wilt Chamberlain	Philadelphia (at Boston)	12/1/67
33	Bob Lanier	at Detroit	12/22/72
33	Wilt Chamberlain	L.A. Lakers	2/12/69
32	Moses Malone	at Houston	2/11/82
32	Bill Bridges	at Philadelphia	3/19/72
30	Michael Cage	at L.A. Clippers	4/24/88
29	Lew Alcindor	Milwaukee	2/19/71
29	Nate Thurmond	San Francisco	11/25/69
29	Nate Thurmond	San Francisco	12/24/67

### ASSISTS

23	Magic Johnson	at L.A. Lakers	2/21/84
21	Gary Grant	at L.A. Clippers	1/18/90
21	Magic Johnson	at L.A. Lakers	4/23/89
20	Nick Van Exel	at Denver	12/2/00
20	Lenny Wilkens	at Cleveland	11/27/73
19	Rajon Rondo	Sacramento	1/4/16
19	Jason Kidd	Phoenix	3/4/99
19	Tim Hardaway	at Golden State	2/18/95
19	John Stockton	Utah	2/27/92
19	Magic Johnson	at L.A. Lakers	3/4/87
19	Nate Archibald	Kansas City	11/10/72
18	Mike Bibby	Vancouver	1/12/01
18	Jason Kidd	at Dallas (OT)	12/12/95
18	John Stockton	at Utah	1/24/94
18	Tim Hardaway	at Golden State	4/25/93
18	Magic Johnson	L.A. Lakers	4/4/89
18	Reggie Theus	Sacramento	2/25/86
18	Johnny Moore	at San Antonio	11/6/83
18	Nate Archibald	Boston	2/16/83
18	Magic Johnson	at L.A. Lakers	2/16/82
18	Wes Matthews	at Atlanta	3/1/81



## ALL-TIME 40+ POINTS PERFORMANCES

PLAYER	OPPONENT	DATE	POINTS	PLAYER	OPPONENT	DATE	POINTS
Russell Westbrook	at Memphis	4/5/17	45	Russell Westbrook	at Portland	3/2/17	45
Russell Westbrook	Portland	3/7/17	58	Russell Westbrook	Dallas	1/26/17	45
Fred Brown	at Golden State	3/23/74	58	Russell Westbrook	at Boston	12/23/17	45
Russell Westbrook	at Orlando	3/29/17	57	Russell Westbrook	at New Orleans	2/4/15	45
Russell Westbrook	at Indiana	4/12/15	54	Russell Westbrook	Minnesota (2OT)	3/23/12	45
Kevin Durant	vs. Golden State	1/17/14	54	Kevin Durant	at Utah (OT)	4/6/10	45
Ray Allen	Utah (OT)	1/12/07	54	Kevin Durant	San Antonio	3/22/10	45
Dale Ellis	at Milwaukee	11/11/89	53	Kevin Durant	Golden State	1/31/10	45
Kevin Durant	at Dallas (OT)	1/18/13	52	Rashard Lewis	Orlando	1/11/06	45
Russell Westbrook	Phoenix	10/28/16	51	Walt Hazzard	Cincinnati (at Phoenix)(OT)	2/5/68	45
Kevin Durant	at Toronto (2OT)	3/21/14	51	Walt Hazzard	San Diego	12/28/67	45
Kevin Durant	Denver (OT)	2/19/12	51	Bob Rule	at L.A. Lakers	12/14/69	45
Spencer Haywood	Kansas City-Omaha	1/3/73	51	Kevin Durant	Phoenix (OT)	12/31/14	44
Russell Westbrook	at Denver	4/9/17	50	Kevin Durant	at Indiana	4/6/12	44
Rashard Lewis	L.A. Clippers (at Japan)	10/31/03	50	Kevin Durant	Denver	12/25/10	44
Russell Westbrook	at Houston	1/5/17	49	Ray Allen	Denver	1/23/07	44
Russell Westbrook	Philadelphia (OT)	3/4/15	49	Gary Payton	at Minnesota (OT)	3/4/01	44
Dale Ellis	Sacramento	1/5/89	49	Spencer Haywood	at Portland (OT)	2/13/72	44
Bob Rule	Philadelphia	11/15/69	49	Russell Westbrook	Utah	2/28/17	43
Russell Westbrook	at Phoenix	3/3/17	48	Russell Westbrook	at Chicago	3/5/15	43
Russell Westbrook	New Orleans	2/6/15	48	Kevin Durant	at Dallas (OT)	3/25/14	43
Kevin Durant	at Utah	1/7/14	48	Kevin Durant	at L.A. Lakers	2/13/14	43
Kevin Durant	at Minnesota	1/4/14	48	Kevin Durant	at Minnesota (2OT)	3/23/12	43
Spencer Haywood	Cleveland	1/7/72	48	Kevin Durant	New Orleans	2/2/11	43
Russell Westbrook	Golden State	2/11/17	47	Russell Westbrook	at Indiana (OT)	11/26/10	43
Kevin Durant	at Minnesota (OT)	1/26/11	47	Gary Payton	L.A. Clippers	12/27/01	43
Dale Ellis	Detroit	1/22/88	47	Gary Payton	at Houston	4/16/00	43
Dale Ellis	San Antonio	1/9/88	47	Dale Ellis	at Sacramento (OT)	4/19/90	43
John Brisker	at Kansas City-Omaha	11/25/73	47	Russell Westbrook	Portland	2/5/17	42
Bob Rule	L.A. Lakers	11/21/69	47	Russell Westbrook	at New Orleans	12/21/16	42
Bob Rule	Cincinnati	3/1/69	47	Kevin Durant	Detroit	4/16/14	42
Kevin Durant	New Orleans	2/17/09	47	Kevin Durant	Houston	3/11/14	42
Russell Westbrook	Atlanta	12/19/16	46	Kevin Durant	Philadelphia	3/4/14	42
Kevin Durant	Portland	1/21/14	46	Kevin Durant	L.A. Clippers	2/23/14	42
Kevin Durant	at L.A. Clippers	1/23/09	46	Kevin Durant	at Utah	10/30/13	42
Dale Ellis	at Utah	11/4/88	46	Kevin Durant	at L.A. Lakers	1/11/13	42
Tom Chambers	Houston	1/6/88	46				
Bob Rule	at Cincinnati	3/13/68	46				

### 40+ POINTS LEADERS

Kevin Durant	43	Gary Payton	6	Walt Hazzard	3	Shawn Kemp	1
Russell Westbrook	30	Fred Brown	5	Xavier McDaniel	3	Dick Snyder	1
Dale Ellis	14	Gus Williams	4	James Harden	1	Lenny Wilkens	1
Ray Allen	8	Rashard Lewis	3	Vin Baker	1	Damien Wilkins	1
Bob Rule	8	Tom Chambers	3	John Brisker	1		
Spencer Haywood	7						





## ALL-TIME 40+ POINTS PERFORMANCES, CONT.

Kevin Durant	at Golden State	4/16/08	42	Kevin Durant	Miami	2/14/13	40
Ray Allen	at Phoenix (2OT)	1/22/06	42	Kevin Durant	Dallas	12/27/12	40
Ray Allen	Portland (OT)	1/5/04	42	James Harden	at Phoenix	4/18/12	40
Shawn Kemp	at L.A. Clippers (2OT)	12/10/94	42	Kevin Durant	Minnesota (2OT)	3/23/12	40
Dale Ellis	L.A. Lakers	1/3/89	42	Russell Westbrook	Denver (OT)	2/19/12	40
Dale Ellis	at Sacramento	1/26/88	42	Kevin Durant	Washington (2OT)	1/28/11	40
Tom Chambers	Sacramento	12/17/87	42	Kevin Durant	Memphis	1/8/11	40
Tom Chambers	at Houston (2OT)	3/10/87	42	Kevin Durant	at Golden State	4/11/10	40
Gus Williams	Utah	1/15/82	42	Kevin Durant	Minnesota	4/4/10	40
Fred Brown	at Cleveland	12/30/76	42	Kevin Durant	Indiana	1/9/10	40
Spencer Haywood	at Golden State	12/26/72	42	Kevin Durant	at New Jersey	12/28/09	40
Bob Rule	San Diego (at Eugene)	2/18/70	42	<b>PLAYER</b>	<b>OPPONENT</b>	<b>DATE</b>	<b>POINTS</b>
Bob Rule	Detroit	11/16/68	42	Kevin Durant	L.A. Clippers	11/15/09	40
Russell Westbrook	New Orleans	2/26/17	41	Ray Allen	New York (OT)	3/25/05	40
Russell Westbrook	Orlando	11/13/16	41	Ray Allen	Utah (OT)	2/25/04	40
Kevin Durant	New York	2/9/14	41	Ray Allen	at L.A. Clippers	3/1/03	40
Kevin Durant	Atlanta	1/27/14	41	Gary Payton	Indiana (OT)	12/4/02	40
Kevin Durant	at Phoenix	1/14/13	41	Gary Payton	at Vancouver	3/13/00	40
Kevin Durant	at Atlanta	12/19/12	41	Dale Ellis	at Utah	2/1/88	40
Kevin Durant	Golden State	12/8/08	41	Xavier McDaniel	at New York (OT)	3/23/87	40
Damien Wilkins	at Atlanta (2OT)	11/16/97	41	Dale Ellis	at Sacramento	3/15/87	40
Rashard Lewis	at Toronto (OT)	11/13/05	41	Dale Ellis	at Phoenix	2/28/87	40
Ray Allen	L.A. Clippers	1/24/04	41	Dale Ellis	at Philadelphia (OT)	1/21/87	40
Gary Payton	Washington	2/15/00	41	Spencer Haywood	Portland	3/30/75	40
Vin Baker	Indiana	2/4/98	41	Fred Brown	at Philadelphia (OT)	11/29/74	40
Xavier McDaniel	Portland (3OT)	12/1/90	41	Fred Brown	at Portland	11/23/74	40
Xavier McDaniel	New York	1/20/88	41	Spencer Haywood	L.A. Lakers	10/30/74	40
Dale Ellis	at L.A. Clippers (OT)	1/16/88	41	Spencer Haywood	Buffalo	2/11/73	40
Dale Ellis	at L.A. Clippers	4/16/87	41				
Gus Williams	at San Diego (OT)	4/8/82	41				
Gus Williams	at Phoenix	3/21/82	41				
Gus Williams	Phoenix	11/28/79	41				
Fred Brown	at New Orleans	11/9/75	41				
Dick Snyder	at Atlanta	1/19/74	41				
Lenny Wilkens	Atlanta	11/29/70	41				
Bob Rule	Boston	12/26/69	41				
Walt Hazzard	at Detroit	1/19/68	41				
Russell Westbrook	Charlotte	4/2/17	40				
Russell Westbrook	Houston	4/5/15	40				
Russell Westbrook	at Portland	2/27/15	40				
Russell Westbrook	at Denver	2/9/15	40				
Russell Westbrook	at at New York	1/28/15	40				
Russell Westbrook	Portland (OT)	12/23/14	40				



## ALL-TIME 20+ REBOUNDS PERFORMANCES

PLAYER	OPPONENT	DATE	REBOUNDS	PLAYER	OPPONENT	DATE	REBOUNDS
Jim Fox	L.A. Lakers	12/26/73	30	James Bailey	L.A. Lakers	12/12/80	21
Marvin Webster	at Atlanta	11/1/77	29	Jack Sikma	at Kansas City (OT)	11/30/79	21
Jim Fox	Golden State (OT)	2/16/73	29	Marvin Webster	at Philadelphia	2/12/78	21
Bob Rule	New York	12/22/67	27	Marvin Webster	at L.A. Lakers	12/16/77	21
Jack Sikma	at Utah	2/10/83	25	Spencer Haywood	at Buffalo	3/8/74	21
Jack Sikma	Kansas City	12/17/82	25	Spencer Haywood	at Detroit	3/1/74	21
Spencer Haywood	L.A. Lakers	3/25/73	25	Jim Fox	Chicago	1/4/74	21
Pete Cross	Portland	1/1/71	25	Spencer Haywood	Cincinnati	2/26/72	21
Chris Wilcox	Houston	4/4/06	24	Pete Cross	Cincinnati	2/10/72	21
Marvin Webster	at Indiana (OT)	11/2/77	24	Don Smith	at Philadelphia	12/01/71	21
Spencer Haywood	Capital	12/14/73	24	Pete Cross	at Cincinnati	1/9/71	21
Spencer Haywood	at Philadelphia	12/12/73	24	Tom Black	San Diego	12/20/70	21
Spencer Haywood	Portland	12/18/71	24	Don Smith	Portland	10/23/70	21
Pete Cross	Cleveland	11/13/70	24	Bob Rule	Detroit	11/19/67	21
Don Smith	Phoenix	10/21/70	24	George Wilson	at St. Louis	11/8/67	21
Michael Cage	Minnesota	12/6/91	23	Enes Kanter	at Portland	4/6/16	20
Jack Sikma	Denver	1/5/79	23	Serge Ibaka	Golden State (OT)	2/27/16	20
Marvin Webster	Washington	12/18/77	23	Steven Adams	at Washington (OT)	1/21/15	20
Spencer Haywood	at L.A. Lakers	12/7/73	23	Serge Ibaka	at Milwaukee	11/16/13	20
Spencer Haywood	Detroit	10/28/73	23	Serge Ibaka	Phoenix	3/7/12	20
Serge Ibaka	Dallas	2/19/15	22	Shawn Kemp	at Houston (in Japan)	11/7/92	20
Chris Wilcox	Washington	3/21/07	22	Michael Cage	at Washington	11/19/91	20
Shawn Kemp	at Dallas (OT)	12/12/95	22	Michael Cage	Sacramento	2/23/90	20
Michael Cage	Indiana	11/9/91	22	Michael Cage	Phoenix	12/13/88	20
Jack Sikma	Portland	12/18/84	22	Jack Sikma	Houston	4/8/84	20
Jack Sikma	Cleveland	3/2/79	22	Jack Sikma	Denver	2/7/84	20
Spencer Haywood	Atlanta	10/24/73	22	Jack Sikma	Utah	12/28/83	20
Jim Fox	at Buffalo	3/2/73	22	Jack Sikma	at Detroit	1/26/83	20
Spencer Haywood	Atlanta	2/23/73	22	Jack Sikma	at L.A. Lakers	1/3/82	20
Spencer Haywood	Boston	2/16/72	22	Jack Sikma	Phoenix	10/25/80	20
Don Smith	Phoenix	1/15/72	22	Jack Sikma	San Antonio	11/2/79	20
Pete Cross	Cincinnati	1/22/71	22	Jack Sikma	at San Diego (OT)	4/4/79	20
Pete Cross	at Portland	10/30/70	22	Jack Sikma	at Philadelphia	12/2/78	20
Pete Cross	San Francisco	11/27/70	22	Jack Sikma	at Kansas City	2/28/78	20
Tom Meschery	Phoenix (2OT)	11/15/68	22	Tom Burleson	at Philadelphia	12/3/76	20
Bob Rule	Philadelphia	12/18/68	22	Tom Burleson	at Golden State	2/7/76	20
Nick Collison	Washington	3/26/08	21	Spencer Haywood	Philadelphia	2/25/74	20
Nick Collison	at Phoenix	1/9/07	21	Spencer Haywood	at Detroit	1/17/73	20
Reggie Evans	Charlotte	2/5/05	21	Pete Cross	Detroit	2/23/72	20
Shawn Kemp	at Detroit	11/15/95	21	Spencer Haywood	Detroit	2/23/72	20
Shawn Kemp	at Charlotte	1/31/92	21	Don Smith	Buffalo	10/28/71	20
Michael Cage	at L.A. Clippers	4/1/90	21	Spencer Haywood	Detroit	3/11/71	20
Alton Lister	Cleveland	3/2/87	21	Spencer Haywood	San Francisco	2/14/71	20
Alton Lister	Phoenix (OT)	1/31/87	21	Spencer Haywood	at Detroit	1/19/71	20
Jack Sikma	Houston	12/9/84	21	Pete Cross	Baltimore	1/17/71	20
Jack Sikma	Portland	4/13/82	21	Pete Cross	L.A. Lakers	12/11/70	20
Jack Sikma	Phoenix	4/6/82	21	Bob Rule	Milwaukee	11/28/68	20
Jack Sikma	at Denver	1/9/82	21	Bob Rule	at Milwaukee	11/12/68	20
Jack Sikma	Portland	11/25/81	21	<b>TOTAL: 97</b>			

### 20+ REBOUNDS LEADERS

Jack Sikma	21	Marvin Webster	5	Alton Lister	2	Enes Kanter	1
Spencer Haywood	18	Jim Fox	4	Chris Wilcox	2	Tom Meschery	1
Pete Cross	10	Shawn Kemp	4	Steven Adams	1	George Wilson	1
Michael Cage	6	Serge Ibaka	4	James Bailey	1	<b>TOTAL:</b>	<b>97</b>
Bob Rule	5	Tom Burleson	2	Tom Black	1		
Don Smith	5	Nick Collison	2	Reggie Evans	1		





## ALL-TIME 20-20 CLUB

PLAYER	DATE	OPPONENT	POINTS	REBOUNDS	
Bob Rule	11/19/67	New York (OT)	31	21	
Bob Rule	11/12/68	at Milwaukee	28	20	
Bob Rule	11/28/68	Milwaukee	27	20	
Bob Rule	12/18/68	Philadelphia	36	22	
Spencer Haywood	1/19/71	at Detroit	24	20	
Spencer Haywood	2/14/71	San Francisco	25	20	
Spencer Haywood	3/11/71	Detroit	28	20	
Spencer Haywood	12/18/71	Portland	32	24	
Spencer Haywood	2/16/72	Boston	26	22	
Spencer Haywood	2/23/72	Detroit	38	20	
Spencer Haywood	2/26/72	Cincinnati	38	21	
Spencer Haywood	1/17/73	at Detroit	28	20	
Spencer Haywood	2/23/73	Atlanta	29	22	
Spencer Haywood	3/25/73	L.A. Lakers	25	25	
Spencer Haywood	10/24/73	Atlanta	21	22	
Spencer Haywood	10/28/73	Detroit	22	23	
Spencer Haywood	12/7/73	at L.A. Lakers	29	23	
Spencer Haywood	12/14/73	Capital (Washington)	26	24	
Jim Fox	12/26/73	L.A. Lakers	25	30	
Spencer Haywood	2/23/74	Philadelphia	37	20	
Spencer Haywood	3/8/74	at Buffalo (OT)	31	21	
Tom Burleson	2/7/76	at Golden State	26	20	
Marvin Webster	12/18/77	Washington	21	23	
Jack Sikma	12/2/78	at Philadelphia	29	20	
Jack Sikma	1/5/79	Denver	23	23	
Jack Sikma	10/25/80	Phoenix	22	20	
Jack Sikma	4/13/82	Portland	22	21	
Jack Sikma	12/12/82	Kansas City	26	25	
Jack Sikma	1/26/83	at Detroit	26	20	
Jack Sikma	2/10/83	at Utah	39	25	
Jack Sikma	12/28/83	Utah	20	20	
Jack Sikma	4/8/84	Houston	29	20	
Jack Sikma	12/18/84	Portland	27	22	
Michael Cage	11/9/91	Indiana	23	22	
Michael Cage	11/19/91	at Washington	20	20	
Shawn Kemp	1/31/92	at Charlotte	22	21	
Shawn Kemp	11/7/92	at Houston (in Japan)	29	20	
Shawn Kemp	11/15/95	at Detroit	23	21	
Chris Wilcox	4/4/06	Houston	26	24	
Nick Collison	1/9/07	at Phoenix	29	21	
Chris Wilcox	3/21/07	Washington	27	22	
Serge Ibaka	2/19/15	Dallas	21	22	
Enes Kanter	4/6/16	at Portland	33	20	
TOTAL: 43					
Spencer Haywood	16	Chris Wilcox	2	Enes Kanter	1
Jack Sikma	10	Serge Ibaka	1	Marvin Webster	1
Bob Rule	4	Tom Burleson	1	TOTAL:	43
Shawn Kemp	3	Nick Collison	1		
Michael Cage	2	Jim Fox	1		

## AWARD WINNERS



### ALL-NBA TEAM

1971-72	Spencer Haywood (First Team)
1972-73	Spencer Haywood (First Team)
1973-74	Spencer Haywood (Second Team)
1974-75	Spencer Haywood (Second Team)
1979-80	Dennis Johnson (Second Team)
	Gus Williams (Second Team)
1981-82	Gus Williams (First Team)
1988-89	Dale Ellis (Third Team)
1993-94	Shawn Kemp (Second Team)
	Gary Payton (Third Team)
1994-95	Shawn Kemp (Second Team)
	Gary Payton (Second Team)
	Detlef Schrempf (Third Team)
1995-96	Shawn Kemp (Second Team)
	Gary Payton (Second Team)
1996-97	Gary Payton (Second Team)
1997-98	Gary Payton (First Team)
	Vin Baker (Second Team)
1998-99	Gary Payton (Second Team)
1999-00	Gary Payton (First Team)
2000-01	Gary Payton (Third Team)
2001-02	Gary Payton (Second Team)
2004-05	Ray Allen (Second Team)
2009-10	Kevin Durant (First Team)
2010-11	Kevin Durant (First Team)
	Russell Westbrook (Second Team)
2011-12	Kevin Durant (First Team)
	Russell Westbrook (Second Team)
2012-13	Kevin Durant (First Team)
	Russell Westbrook (Second Team)
2013-14	Kevin Durant (First Team)
2014-15	Russell Westbrook (Second Team)
2015-16	Russell Westbrook (First Team)
	Kevin Durant (Second Team)
2016-17	Russell Westbrook (First Team)

### NBA ALL-DEFENSIVE TEAM

1975-76	Don "Slick" Watts (First Team)
1978-79	Dennis Johnson (First Team)
1979-80	Dennis Johnson (First Team)
1981-82	Lonnie Shelton (Second Team)
	Jack Sikma (Second Team)
1984-85	Danny Vranes (Second Team)
1993-94	Gary Payton (First Team)
	Nate McMillan (Second Team)
1994-95	Gary Payton (First Team)
	Nate McMillan (Second Team)
1995-96	Gary Payton (First Team)
1996-97	Gary Payton (First Team)
1997-98	Gary Payton (First Team)
1998-99	Gary Payton (First Team)
1999-00	Gary Payton (First Team)
2000-01	Gary Payton (First Team)
2001-02	Gary Payton (First Team)
2009-10	Thabo Sefolosha (Second Team)

2011-12	Serge Ibaka (First Team)
2012-13	Serge Ibaka (First Team)
2013-14	Serge Ibaka (First Team)
2016-17	Andre Roberson (Second Team)

### NBA ALL-ROOKIE TEAM

1967-68	Bob Rule (First Team)
	Al Tucker (First Team)
1968-69	Art Harris (First Team)
1974-75	Tom Burleson (First Team)
1977-78	Jack Sikma (First Team)
1985-86	Xavier McDaniel (First Team)
1987-88	Derrick McKey (First Team)
1990-91	Gary Payton (Second Team)
2000-01	Desmond Mason (Second Team)
2001-02	Vladimir Radmanovic (Second Team)
2007-08	Kevin Durant (First Team)
	Jeff Green (First Team)
2008-09	Russell Westbrook (First Team)
2009-10	James Harden (Second Team)
2013-14	Steven Adams (Second Team)

### KIA NBA MOST VALUABLE PLAYER

2016-17	Russell Westbrook
2013-14	Kevin Durant

### T-MOBILE NBA ROOKIE OF THE YEAR

2007-08	Kevin Durant
---------	--------------

### NBA DEFENSIVE PLAYER OF THE YEAR

1995-96	Gary Payton
---------	-------------

### NBA MOST IMPROVED PLAYER

1986-87	Dale Ellis
---------	------------

### KIA SIXTH MAN OF THE YEAR

2011-12	James Harden
---------	--------------

### NBA COACH OF THE YEAR

1986-87	Bernie Bickerstaff
2009-10	Scott Brooks

### NBA FINALS MOST VALUABLE PLAYER

1979	Dennis Johnson
------	----------------

### J. WALTER KENNEDY CITIZENSHIP AWARD

1975-76	Don "Slick" Watts
---------	-------------------

### NBA EXECUTIVE OF THE YEAR

1982-83	Zollie Volchok
1993-94	Bob Whitsitt

### NBA SPORTSMANSHIP AWARD

1998-99	Hersey Hawkins
2002-03	Ray Allen

### SEASON-LONG KIA COMMUNITY ASSIST AWARD

2014-15	Russell Westbrook
---------	-------------------





## LEAGUE LEADERS/ALL-STARS

### LEAGUE LEADERS

PLAYER	YEAR	CATEGORY	AVG/PCT
Lenny Wilkens	1969-70	Assists	9.1
Don "Slick" Watts	1975-76	Assists	8.1
Don "Slick" Watts	1975-76	Steals	3.18
Fred Brown	1979-80	Three-Point FG Pct.	.443
Dana Barros	1991-92	Three-Point FG Pct.	.446
Nate McMillan	1993-94	Steals	2.96
Gary Payton	1995-96	Steals	2.85
Dale Ellis	1997-98	Three-Point FG Pct.	.464
Brent Barry	2000-01	Three-Point FG Pct.	.476
Kevin Durant	2009-10	Points	30.1
Kevin Durant	2010-11	Points	27.7
Kevin Durant	2011-12	Points	28.0
Serge Ibaka	2011-12	Blocks	3.65
Kevin Durant	2012-13	Free Throw Pct.	.905
Serge Ibaka	2012-13	Blocks	3.03
Kevin Durant	2013-14	Points	32.0
Russell Westbrook	2014-15	Points	28.1
Russell Westbrook	2016-17	Points	31.6

### NBA RECORD HOLDERS

PLAYER	DATE/SEASON	CATEGORY	RECORD
Nate McMillan	2/23/87	Assists	Tied rookie single-game record: 25
Dale Ellis	11/9/89	Minutes	Broke record for most minutes played in a single game: 69
Ray Allen	2005-06	Three-pointers made	Broke record for most three-pointers made in a season: 269
Russell Westbrook	2016-17	Triple-doubles	Broke record for most triple-doubles in a season: 42

### ALL-STAR GAME PARTICIPANTS

1968	Walt Hazzard	1997	Shawn Kemp*, Gary Payton*, Detlef Schrempf
1969	Lenny Wilkens*	1998	Gary Payton*, Vin Baker
1970	Bob Rule, Lenny Wilkens		Coaches George Karl, Dwane Casey, Tim Grgurich, Terry Stotts, Bob Weiss, Trainer Frank Furtado
1971	Lenny Wilkens#		
1972	Spencer Haywood*		
1973	Spencer Haywood*	2000	Gary Payton
1974	Spencer Haywood	2001	Gary Payton
1975	Spencer Haywood*	2002	Gary Payton
1976	Fred Brown		Trainer Mike Shimensky
1979	Dennis Johnson, Jack Sikma		Gary Payton
	Coaches Lenny Wilkens, Les Habegger	2003	Ray Allen
		2004	Ray Allen
1980	Dennis Johnson, Jack Sikma	2005	Rashard Lewis
	Coaches Lenny Wilkens, Les Habegger, Trainer Frank Furtado	2006	Ray Allen
		2007	Kevin Durant
1981	Paul Westphal*, Jack Sikma	2010	Kevin Durant*
1982	Lonnie Shelton*, Jack Sikma, Gus Williams*	2011	Russell Westbrook
			Kevin Durant*#
1983	David Thompson*, Jack Sikma, Gus Williams	2012	Russell Westbrook
			Coaches Scott Brooks
1984	Jack Sikma		Maurice Cheeks, Rex Kalamian
1985	Jack Sikma		Mark Bryant, Brian Keefe
1987	Tom Chambers*#		Kevin Durant*
	Trainer Frank Furtado	2013	Russell Westbrook
1988	Xavier McDaniel		Kevin Durant*
1989	Dale Ellis*	2014	Coaches Scott Brooks
1993	Shawn Kemp		Rex Kalamian, Robert Pack,
1994	Shawn Kemp*, Gary Payton		Mark Bryant, Brian Keefe
	Coaches George Karl, Bob Kloppenburg,	2015	Kevin Durant
	Tim Grgurich, Terry Stotts		Russell Westbrook#
1995	Shawn Kemp*, Gary Payton	2016	Kevin Durant*
	Detlef Schrempf		Russell Westbrook*#
1996	Shawn Kemp*, Gary Payton,	2017	Russell Westbrook
	Coaches George Karl, Dwane Casey, Tim Grgurich,		
	Terry Stotts, Bob Weiss		

\* Starter  
# All-Star Game Most Valuable Player

## YEAR-BY-YEAR STATISTICAL LEADERS



### SCORING

#### MINIMUM 70 GAMES OR 1,400 POINTS

YEAR	PLAYER	G	PTS	AVG	YEAR	PLAYER	G	PTS	AVG
67-68	Walt Hazzard	79	1894	24.0	92-93	Ricky Pierce	77	1403	18.2
68-69	Bob Rule	82	1965	24.0	93-94	Shawn Kemp	79	1431	18.1
69-70	Bob Rule	80	1695	24.6	94-95	Gary Payton	82	1689	20.6
70-71	Lenny Wilkens	71	1403	19.8	95-96	Shawn Kemp	79	1550	19.6
71-72	Spencer Haywood	73	1914	26.2	96-97	Gary Payton	82	1785	21.8
72-73	Spencer Haywood	77	2251	29.2	97-98	Vin Baker	82	1574	19.2
73-74	Spencer Haywood	75	1761	23.5	98-99	Gary Payton	50	1084	21.7
74-75	Spencer Haywood	68	1525	22.4	99-00	Gary Payton	82	1982	24.2
75-76	Fred Brown	76	1757	23.1	00-01	Gary Payton	79	1823	23.1
76-77	Fred Brown	72	1236	17.2	01-02	Gary Payton	82	1815	22.1
77-78	Gus Williams	79	1431	18.1	02-03	Rashard Lewis	77	1396	18.1
78-79	Gus Williams	76	1457	19.2	03-04	Rashard Lewis	80	1421	17.8
79-80	Gus Williams	82	1816	22.1	04-05	Ray Allen	78	1867	23.9
80-81	Jack Sikma	82	1530	18.7	05-06	Ray Allen	78	1955	25.1
81-82	Gus Williams	80	1875	23.4	06-07	Ray Allen	55	1454	26.4
82-83	Gus Williams	80	1600	20.0	07-08	Kevin Durant	80	1624	20.3
83-84	Jack Sikma	82	1563	19.1	08-09	Kevin Durant	74	1871	25.3
84-85	Tom Chambers	81	1739	21.5	09-10	Kevin Durant	82	2472	30.1
85-86	Jack Sikma	80	1371	17.1	10-11	Kevin Durant	78	2161	27.7
86-87	Dale Ellis	82	2041	24.9	11-12	Kevin Durant	66	1850	28.0
87-88	Dale Ellis	75	1938	25.8	12-13	Kevin Durant	81	2280	28.1
88-89	Dale Ellis	82	2253	27.5	13-14	Kevin Durant	81	2593	32.0
89-90	Xavier McDaniel	69	1471	21.3	14-15	Russell Westbrook	67	1886	28.1
90-91	Derrick McKey	73	1115	15.3	15-16	Kevin Durant	72	2029	28.2
91-92	Ricky Pierce	78	1690	21.7	16-17	Russell Westbrook	81	2558	31.6

### REBOUNDING

#### MINIMUM 70 GAMES OR 800 REBOUNDS

YEAR	PLAYER	G	REB	AVG	YEAR	PLAYER	G	REB	AVG
67-68	Tom Meschery	82	840	10.2	92-93	Shawn Kemp	78	833	10.7
68-69	Bob Rule	82	941	11.5	93-94	Shawn Kemp	79	851	10.8
69-70	Bob Rule	80	825	10.3	94-95	Shawn Kemp	82	893	10.9
70-71	Pete Cross	79	949	12.0	95-96	Shawn Kemp	79	904	11.4
71-72	Spencer Haywood	73	926	12.7	96-97	Shawn Kemp	81	807	10.0
72-73	Spencer Haywood	77	995	12.9	97-98	Vin Baker	82	656	8.0
73-74	Spencer Haywood	75	1007	13.4	98-99	Olden Polynice	50	488	8.9
74-75	Tom Burleson	82	572	7.0	99-00	Horace Grant	76	593	7.8
75-76	Tom Burleson	82	742	9.0	00-01	Patrick Ewing	79	585	7.4
76-77	Tom Burleson	82	551	6.7	01-02	Rashard Lewis	71	498	7.0
77-78	Marvin Webster	82	1035	12.6	02-03	Rashard Lewis	77	503	6.5
78-79	Jack Sikma	82	1013	12.4	03-04	Rashard Lewis	80	518	6.5
79-80	Jack Sikma	82	908	11.1	04-05	Reggie Evans	79	736	9.3
80-81	Jack Sikma	82	852	10.4	05-06	Rashard Lewis	78	390	5.0
81-82	Jack Sikma	82	1038	12.7	06-07	Nick Collison	82	666	8.1
82-83	Jack Sikma	75	856	11.4	07-08	Nick Collison	78	730	9.4
83-84	Jack Sikma	82	911	11.1	08-09	Jeff Geen	78	519	6.7
84-85	Tom Chambers	81	579	7.1	09-10	Kevin Durant	82	623	7.6
85-86	Jack Sikma	80	748	9.4	10-11	Serge Ibaka	82	622	7.6
86-87	Alton Lister	75	705	9.4	11-12	Kevin Durant	66	527	8.0
87-88	Alton Lister	82	627	7.6	12-13	Kevin Durant	81	640	7.9
88-89	Michael Cage	80	765	9.6	13-14	Serge Ibaka	81	709	8.8
89-90	Michael Cage	82	821	10.0	14-15	Steven Adams	70	523	7.5
90-91	Shawn Kemp	81	679	8.4	15-16	Enes Kanter	78	664	8.1
91-92	Michael Cage	82	728	8.9	16-17	Russell Westbrook	81	864	10.7





## YEAR-BY-YEAR STATISTICAL LEADERS

### ASSISTS

MINIMUM 70 GAMES OR 400 ASSISTS

YEAR	PLAYER	G	AST	AVG	YEAR	PLAYER	G	AST	AVG
67-68	Walt Hazzard	79	493	6.2	92-93	Nate McMillan	73	384	5.3
68-69	Lenny Wilkens	82	674	8.2	93-94	Gary Payton	82	494	6.0
69-70	Lenny Wilkens	75	683	9.1	94-95	Gary Payton	82	583	7.1
70-71	Lenny Wilkens	71	654	9.2	95-96	Gary Payton	81	608	7.5
71-72	Lenny Wilkens	80	766	9.6	96-97	Gary Payton	82	583	7.1
72-73	Fred Brown	79	438	5.5	97-98	Gary Payton	82	679	8.3
73-74	Fred Brown	82	414	5.1	98-99	Gary Payton	50	436	8.7
74-75	Don "Slick" Watts	82	499	6.1	99-00	Gary Payton	82	732	8.9
75-76	Don "Slick" Watts	82	661	8.1	00-01	Gary Payton	79	642	8.1
76-77	Don "Slick" Watts	79	630	8.0	01-02	Gary Payton	82	737	9.0
77-78	Gus Williams	79	294	3.7	02-03	Gary Payton	52	457	8.8
78-79	John Johnson	82	358	4.4	03-04	Antonio Daniels	71	298	4.2
79-80	John Johnson	81	424	5.2	04-05	Luke Ridnour	82	483	5.9
80-81	Vinnie Johnson	81	341	4.2	05-06	Luke Ridnour	79	550	7.0
81-82	Gus Williams	80	547	6.8	06-07	Earl Watson	77	437	5.7
82-83	Gus Williams	80	643	8.0	07-08	Earl Watson	78	531	6.8
83-84	Gus Williams	80	675	8.4	08-09	Russell Westbrook	82	435	5.3
84-85	Gerald Henderson	79	559	7.1	09-10	Russell Westbrook	82	652	8.0
85-86	Gerald Henderson	82	487	5.9	10-11	Russell Westbrook	82	670	8.2
86-87	Nate McMillan	71	583	8.2	11-12	Russell Westbrook	66	362	5.5
87-88	Nate McMillan	82	702	8.6	12-13	Russell Westbrook	82	607	7.4
88-89	Nate McMillan	75	696	9.3	13-14	Kevin Durant	81	445	5.5
89-90	Nate McMillan	82	598	7.3	14-15	Russell Westbrook	67	574	8.6
90-91	Gary Payton	82	528	6.4	15-16	Russell Westbrook	80	834	10.4
91-92	Gary Payton	81	506	6.2	16-17	Russell Westbrook	81	840	10.4

### MINUTES PLAYED

MINIMUM 70 GAMES OR 2,000 MINUTES

YEAR	PLAYER	G	MIN	AVG	YEAR	PLAYER	G	MIN	AVG
67-68	Tom Meschery	82	2857	34.8	92-93	Shawn Kemp	78	2582	33.1
68-69	Lenny Wilkens	82	3463	42.2	93-94	Gary Payton	82	2881	35.1
69-70	Bob Rule	80	2959	37.0	94-95	Gary Payton	82	3015	36.8
70-71	Lenny Wilkens	71	2641	37.2	95-96	Gary Payton	81	3162	39.0
71-72	Spencer Haywood	73	3167	43.4	96-97	Gary Payton	82	3213	39.2
72-73	Spencer Haywood	77	3259	42.3	97-98	Gary Payton	82	3145	38.4
73-74	Spencer Haywood	75	3038	40.5	98-99	Gary Payton	50	2008	40.2
74-75	Spencer Haywood	68	2529	37.2	99-00	Gary Payton	82	3425	41.8
75-76	Don "Slick" Watts	82	2776	33.8	00-01	Gary Payton	79	3244	41.1
76-77	Don "Slick" Watts	79	2627	33.3	01-02	Gary Payton	82	3301	40.3
77-78	Marvin Webster	82	2910	35.5	02-03	Gary Payton	52	2123	40.8
78-79	Jack Sikma	82	2958	36.1	03-04	Rashard Lewis	80	2931	36.6
79-80	Dennis Johnson	81	2937	36.3	04-05	Ray Allen	78	3064	39.3
80-81	Jack Sikma	82	2920	35.6	05-06	Ray Allen	76	3022	38.3
81-82	Jack Sikma	82	3049	37.2	06-07	Ray Allen	55	2219	40.3
82-83	Gus Williams	80	2761	34.6	07-08	Kevin Durant	80	2768	34.6
83-84	Jack Sikma	82	2993	36.5	08-09	Kevin Durant	74	2885	39.0
84-85	Tom Chambers	81	2923	36.1	09-10	Kevin Durant	82	3239	39.5
85-86	Jack Sikma	80	2790	34.9	10-11	Kevin Durant	78	3038	38.9
86-87	Dale Ellis	82	3073	37.5	11-12	Kevin Durant	66	2546	38.6
87-88	Dale Ellis	75	2790	37.2	12-13	Kevin Durant	81	3119	38.5
88-89	Dale Ellis	82	3193	38.9	13-14	Kevin Durant	81	3122	38.5
89-90	Xavier McDaniel	69	2432	35.2	14-15	Russell Westbrook	67	2302	34.4
90-91	Derrick McKay	73	2503	34.3	15-16	Russell Westbrook	80	2750	34.4
91-92	Ricky Pierce	78	2658	34.1	16-17	Russell Westbrook	81	2802	34.6

## YEAR-BY-YEAR STATISTICAL LEADERS



### STEALS

MINIMUM 70 GAMES OR 125 STEALS

YEAR	PLAYER	G	ST	AVG	YEAR	PLAYER	G	ST	AVG
73-74	Fred Brown	82	136	1.66	95-96	Gary Payton	81	231	2.85
74-75	Don "Slick" Watts	82	190	2.32	96-97	Gary Payton	82	197	2.40
75-76	Don "Slick" Watts	82	261	3.18	97-98	Gary Payton	82	185	2.26
76-77	Don "Slick" Watts	79	214	2.71	98-99	Gary Payton	50	109	2.18
77-78	Gus Williams	79	185	2.34	99-00	Gary Payton	82	153	1.87
78-79	Gus Williams	76	158	2.10	00-01	Gary Payton	79	127	1.61
79-80	Gus Williams	82	200	2.44	01-02	Brent Barry	81	147	1.81
80-81	Fred Brown	78	88	1.13	02-03	Brent Barry	75	113	1.51
81-82	Gus Williams	80	172	2.15	03-04	Rashard Lewis	80	99	1.24
82-83	Gus Williams	80	182	2.28	04-05	Luke Ridnour	82	94	1.15
83-84	Gus Williams	80	189	2.36	05-06	Luke Ridnour	79	123	1.56
84-85	Gerald Henderson	79	140	1.77	06-07	Earl Watson	77	99	1.29
85-86	Gerald Henderson	82	138	1.68	07-08	Kevin Durant	80	78	0.98
86-87	Nate McMillan	71	125	1.76	08-09	Russell Westbrook	82	110	1.34
87-88	Nate McMillan	82	169	2.06	09-10	Kevin Durant	82	112	1.37
88-89	Nate McMillan	75	156	2.08	10-11	Russell Westbrook	82	155	1.89
89-90	Nate McMillan	82	140	1.71	11-12	Russell Westbrook	66	112	1.70
90-91	Gary Payton	82	165	2.01	12-13	Russell Westbrook	82	145	1.77
91-92	Gary Payton	81	165	2.04	13-14	Kevin Durant	81	103	1.27
92-93	Nate McMillan	73	173	2.37	14-15	Russell Westbrook	67	140	2.09
93-94	Nate McMillan	73	216	2.96	15-16	Russell Westbrook	80	163	2.04
94-95	Gary Payton	82	204	2.49	16-17	Russell Westbrook	81	132	1.63

### BLOCKED SHOTS

MINIMUM 70 GAMES OR 100 BLOCKED SHOTS

YEAR	PLAYER	G	BS	AVG	YEAR	PLAYER	G	BS	AVG
73-74	Spencer Haywood	75	106	1.41	95-96	Shawn Kemp	79	127	1.61
74-75	Tom Burleson	82	153	1.87	96-97	Jim McIlvaine	82	164	2.00
75-76	Tom Burleson	82	150	1.83	97-98	Jim McIlvaine	78	137	1.76
76-77	Mike Green	76	129	1.70	98-99	Vin Baker	34	34	1.00
77-78	Marvin Webster	82	162	1.98	99-00	Vin Baker	79	66	0.84
78-79	Dennis Johnson	80	97	1.21	00-01	Patrick Ewing	79	91	1.15
79-80	Dennis Johnson	81	82	1.01	01-02	Rashard Lewis	71	40	0.56
80-81	James Bailey	82	143	1.74	02-03	Predrag Drobnjak	82	38	0.46
81-82	James Donaldson	82	139	1.70	03-04	Calvin Booth	71	101	1.42
82-83	James Donaldson	82	101	1.23	04-05	Jerome James	80	111	1.39
83-84	Jack Sikma	82	92	1.12	05-06	Rashard Lewis	78	50	0.64
84-85	Jack Sikma	68	91	1.34	06-07	Nick Collison	82	66	0.80
85-86	Jack Sikma	80	73	0.91	07-08	Kevin Durant	80	75	0.94
86-87	Alton Lister	75	180	2.40	08-09	Kevin Durant	74	53	0.72
87-88	Alton Lister	82	139	1.70	09-10	Serge Ibaka	73	97	1.33
88-89	Alton Lister	82	180	2.20	10-11	Serge Ibaka	82	198	2.41
89-90	Derrick McKay	80	81	1.01	11-12	Serge Ibaka	66	241	3.65
90-91	Shawn Kemp	81	123	1.52	12-13	Serge Ibaka	80	243	3.03
91-92	Shawn Kemp	64	124	1.94	13-14	Serge Ibaka	81	219	2.70
92-93	Shawn Kemp	78	146	1.87	14-15	Serge Ibaka	64	155	2.42
93-94	Shawn Kemp	79	166	2.10	15-16	Serge Ibaka	78	148	1.90
94-95	Shawn Kemp	82	122	1.49	16-17	Andre Roberson	79	79	1.00





## YEAR-BY-YEAR STATISTICAL LEADERS

### FIELD GOAL PERCENTAGE

MINIMUM 250 FG MADE

YEAR	PLAYER	FG	FGA	PCT	YEAR	PLAYER	FG	FGA	PCT
67-68	Bob Rule	568	1162	.489	92-93	Derrick McKey	387	780	.496
68-69	Bob Rule	776	1655	.469	93-94	Shawn Kemp	533	990	.538
69-70	Dick Snyder	456	863	.528	94-95	Shawn Kemp	545	997	.547
70-71	Dick Snyder	645	1215	.531	95-96	Shawn Kemp	526	937	.561
71-72	Dick Snyder	496	937	.529	96-97	Shawn Kemp	526	1032	.510
72-73	Jim Fox	316	613	.515	97-98	Vin Baker	631	1164	.542
73-74	Dick Snyder	572	1189	.481	98-99	Detlef Schrempf	259	549	.472
74-75	Archie Clark	455	919	.495	99-00	Ruben Patterson	354	661	.536
75-76	Fred Brown	742	1522	.488	00-01	Ruben Patterson	370	749	.494
76-77	Fred Brown	534	1114	.479	01-02	Brent Barry	401	790	.508
77-78	Marvin Webster	427	851	.502	02-03	Brent Barry	264	577	.458
78-79	Lonnie Shelton	446	859	.519	03-04	Ray Allen	447	1017	.440
79-80	Lonnie Shelton	425	802	.530	04-05	Rashard Lewis	532	1151	.462
80-81	Vinnie Johnson	419	785	.534	05-06	Rashard Lewis	538	1151	.467
81-82	James Donaldson	255	419	.609	06-07	Chris Wilcox	433	819	.529
82-83	James Donaldson	289	496	.583	07-08	Chris Wilcox	334	638	.524
83-84	Danny Vranes	258	495	.521	08-09	Kevin Durant	661	1390	.476
84-85	Tim McCormick	269	483	.557	09-10	Nenad Krstic	281	560	.502
85-86	Tim McCormick	253	444	.570	10-11	Serge Ibaka	335	617	.543
86-87	Dale Ellis	785	1530	.516	11-12	Serge Ibaka	262	490	.535
87-88	Dale Ellis	764	1519	.503	12-13	Serge Ibaka	446	778	.595
88-89	Derrick McKey	487	970	.502	13-14	Serge Ibaka	524	978	.536
89-90	Sedale Threatt	303	599	.506	14-15	Serge Ibaka	374	786	.476
90-91	Sedale Threatt	433	835	.519	15-16	Steven Adams	261	426	.613
91-92	Michael Cage	307	542	.566	16-17	Steven Adams	374	655	.571

### FREE THROW PERCENTAGE

MINIMUM 125 FT MADE

YEAR	PLAYER	FT	FTA	PCT	YEAR	PLAYER	FT	FTA	PCT
67-68	Bob Weiss	213	254	.838	92-93	Eddie Johnson	234	257	.911
68-69	Lenny Wilkens	547	710	.770	93-94	Ricky Pierce	189	211	.896
69-70	Bob Boozer	263	320	.822	94-95	Detlef Schrempf	437	521	.839
70-71	Dick Snyder	302	361	.837	95-96	Hersey Hawkins	247	283	.873
71-72	Dick Snyder	218	259	.842	96-97	Hersey Hawkins	258	295	.875
72-73	Dick Snyder	186	216	.861	97-98	Hersey Hawkins	177	204	.868
73-74	Dick Snyder	194	224	.866	98-99	Hersey Hawkins	119	132	.902
74-75	Archie Clark	161	193	.834	99-00	Brent Barry	127	157	.809
75-76	Fred Brown	273	314	.869	00-01	Rashard Lewis	176	213	.826
76-77	Fred Brown	168	190	.884	01-02	Desmond Mason	201	237	.848
77-78	Fred Brown	176	196	.898	02-03	Ray Allen	138	150	.920
78-79	Fred Brown	183	206	.888	03-04	Ray Allen	245	271	.904
79-80	Jack Sikma	235	292	.805	04-05	Luke Ridnour	159	180	.883
80-81	Fred Brown	173	208	.832	05-06	Ray Allen	324	359	.903
81-82	Jack Sikma	447	523	.855	06-07	Ray Allen	279	309	.903
82-83	Jack Sikma	400	478	.837	07-08	Kevin Durant	391	448	.873
83-84	Jack Sikma	411	480	.856	08-09	Kevin Durant	452	524	.863
84-85	Jack Sikma	335	393	.852	09-10	Kevin Durant	756	840	.900
85-86	Jack Sikma	355	411	.864	10-11	Kevin Durant	594	675	.880
86-87	Tom Chambers	535	630	.849	11-12	Kevin Durant	431	501	.860
87-88	Tom Chambers	419	519	.807	12-13	Kevin Durant	679	750	.905
88-89	Dale Ellis	377	462	.816	13-14	Reggie Jackson	158	177	.893
89-90	Sedale Threatt	130	157	.828	14-15	Kevin Durant	146	171	.854
90-91	Ricky Pierce	148	160	.925	15-16	Kevin Durant	447	498	.898
91-92	Ricky Pierce	417	455	.916	16-17	Russell Westbrook	710	840	.845

## YEAR-BY-YEAR STATISTICS



Year	G	FGM	FGA	PCT	3FGM	3FGA	PCT	FTM	FTA	PCT	REB	AST	STL	TO	BS	PTS	AVG
67-68	82	3772	8593	.439	---	---	---	2188	3042	.719	5338	1998	---	---	---	9732	118.7
68-69	82	3543	8149	.435	---	---	---	2105	2979	.707	4498	1927	---	---	---	9191	112.1
69-70	82	3709	8029	.462	---	---	---	2171	2851	.761	4312	2214	---	---	---	9589	116.9
70-71	82	3664	8034	.456	---	---	---	2101	2790	.753	4456	2049	---	---	---	9429	115.0
71-72	82	3461	7457	.464	---	---	---	2035	2659	.765	4123	1976	---	---	---	8957	109.2
72-73	82	3447	7681	.449	---	---	---	1606	2080	.772	4161	1958	---	---	---	8500	103.7
73-74	82	3584	8056	.445	---	---	---	1606	2095	.767	4029	2106	689	1622	294	8774	107.0
74-75	82	3488	7653	.456	---	---	---	1475	1970	.749	3721	1997	837	1610	378	8451	103.1
75-76	82	3542	7730	.458	---	---	---	1642	2309	.711	3715	1935	866	1615	355	8726	106.4
76-77	82	3439	7639	.450	---	---	---	1646	2386	.690	3788	1772	932	1759	503	8524	104.0
77-78	82	3445	7715	.447	---	---	---	1675	2352	.712	4057	1799	782	1636	429	8565	104.5
78-79	82	3504	7484	.468	---	---	---	1732	2298	.754	3901	1973	690	1586	398	8740	106.6
79-80	82	3554	7565	.470	59	189	.312	1730	2253	.768	3930	2043	750	1496	428	8897	108.5
80-81	82	3343	7145	.468	32	117	.274	1813	2376	.763	3601	1945	628	1524	438	8531	104.0
81-82	82	3505	7178	.488	38	153	.248	1747	2362	.740	3647	2103	691	1351	460	8795	107.3
82-83	82	3597	7277	.494	29	138	.210	1796	2459	.730	3721	2278	677	1533	437	9019	110.0
83-84	82	3460	7083	.488	27	140	.193	1918	2460	.780	3396	2233	636	1360	350	8865	108.1
84-85	82	3277	6910	.474	45	185	.243	1777	2305	.771	3306	2185	649	1493	343	8376	102.1
85-86	82	3335	7059	.472	79	300	.263	1815	2331	.779	3401	1977	745	1435	295	8564	104.4
86-87	82	3593	7451	.482	191	571	.335	1948	2571	.758	3768	2184	705	1509	450	9325	113.7
87-88	82	3544	7443	.476	221	638	.346	1826	2442	.748	3627	2146	775	1376	447	9135	111.4
88-89	82	3564	7478	.477	293	774	.379	1775	2379	.746	3635	2083	864	1403	494	9196	112.1
89-90	82	3466	7243	.479	231	650	.355	1606	2167	.741	3578	1874	701	1336	335	8769	106.9
90-91	82	3500	7117	.492	136	427	.319	1608	2143	.750	3395	2042	861	1404	380	8744	106.6
91-92	82	3380	7128	.474	205	647	.317	1772	2263	.783	3539	1877	775	1323	448	8737	106.5





## YEAR-BY-YEAR STATISTICS

Year	G	FGM	FGA	PCT3FGM	3FGA	PCT	FTM	FTA	PCT	REB	AST	STL	TO	BS	PTS	AVG	
92-93	82	3473	7140	.486	218	610	.357	1720	2259	.761	3476	1906	944	1267	409	8884	108.3
93-94	82	3338	6901	.484	242	722	.335	1769	2374	.745	3381	2112	1053	1262	365	8687	105.9
94-95	82	3310	6741	.491	491	1305	.376	1944	2564	.758	3405	2115	917	1295	392	9055	110.4
95-96	82	3074	6401	.480	581	1596	.364	1843	2424	.760	3403	1999	882	1441	393	8572	104.5
96-97	82	2995	6415	.467	559	1583	.353	1725	2295	.752	3281	1931	904	1231	388	8274	100.9
97-98	82	3052	6458	.473	621	1569	.396	1521	2109	.721	3156	1986	804	1145	376	8246	100.6
98-99	50	1756	3976	.442	309	899	.344	922	1354	.681	2098	1087	393	765	201	4743	94.9
99-00	82	3108	6946	.447	546	1611	.339	1363	1960	.695	3525	1878	657	1152	345	8125	99.1
00-01	82	3029	6649	.456	466	1169	.399	1454	1986	.732	3421	1792	657	1252	409	7978	97.3
01-02	82	3131	6681	.469	489	1292	.378	1263	1672	.755	3301	1926	698	1124	364	8014	97.7
02-03	82	2887	6599	.437	456	1291	.353	1325	1780	.744	3348	1775	679	1085	295	7555	92.1
03-04	82	2939	6590	.446	723	1936	.373	1363	1782	.765	3225	1782	661	1188	387	7964	97.1
04-05	82	2882	6498	.444	666	1824	.365	1683	2131	.790	3352	1487	553	1113	338	8113	98.9
05-06	82	3077	6711	.459	605	1631	.371	1652	2104	.785	3246	1696	622	1208	306	8411	102.6
06-07	82	3047	6628	.460	525	1451	.362	1511	1911	.791	3250	1695	631	1268	301	8130	99.1
07-08	82	3125	7032	.444	313	939	.333	1436	1866	.770	3659	1748	531	1310	400	7999	97.5
08-09	82	2999	6716	.447	328	949	.346	1626	2069	.786	3469	1663	608	1330	371	7952	97.0
09-10	82	3063	6629	.462	418	1229	.340	1778	2210	.805	3567	1639	654	1227	481	8322	101.5
10-11	82	3066	6609	.464	487	1403	.347	1977	2401	.823	3507	1672	654	1156	487	8596	104.8
11-12	66	2462	5228	.471	472	1317	.358	1406	1744	.806	2883	1224	498	1079	539	6802	103.1
12-13	82	3126	6504	.481	598	1588	.377	1819	2196	.828	3579	1753	679	1253	624	8669	105.7
13-14	82	3194	6782	.471	664	1839	.361	1653	2052	.806	3668	1794	678	1256	501	8705	106.2
14-15	82	3184	7119	.447	632	1864	.339	1524	2020	.754	3896	1681	598	1205	454	8524	104.0
15-16	82	3372	7082	.476	678	1946	.348	1616	2067	.782	3987	1883	603	1305	487	9038	110.2
16-17	82	3237	7169	.452	692	2116	.327	1575	2113	.745	3823	1721	648	1230	408	8741	106.6

## ALL-TIME HIGH PERFORMANCES



### ALL-TIME SEASON-HIGH TEAM PERFORMANCES

Points	9,732	1967-68	Avg. 118.7
Field Goals Made	3,772	1967-68	Avg. 46.0
Field Goals Attempted	8,593	1967-68	Avg. 104.8
Field Goal Percentage	.494	1982-83	
Three-Point Field Goals Made	723	2003-04	Avg. 8.8
Three-Point Field Goals Attempted	2116	2016-17	Avg. 25.8
Three-Point Field Goal Percentage	.399	2000-01	
Free Throws Made	2,171	1969-70	Avg. 26.5
Free Throws Attempted	3,042	1967-68	Avg. 37.1
Free Throw Percentage	.828	2012-13	
Offensive Rebounds	1,456	1977-78	Avg. 17.8
Defensive Rebounds	2,916	2015-16	Avg. 35.6
Total Rebounds	5,338	1967-68	Avg. 65.1
Assists	2,278	1982-83	Avg. 27.8
Steals	1,053	1993-94	Avg. 12.8
Blocked Shots	624	2012-13	Avg. 7.61
Most Turnovers	1,759	1976-77	Avg. 21.5
Fewest Turnovers	1,085	2002-03	Avg. 13.2
Personal Fouls	2,380	1987-88	Avg. 29.0

### ALL-TIME SEASON-HIGH INDIVIDUAL PERFORMANCES

Points	2,593	Kevin Durant	2013-14
Scoring Average	32.0	Kevin Durant	2013-14
Field Goals Made	889	Spencer Haywood	1972-73
Field Goals Attempted	1,941	Russell Westbrook	2016-17
Field Goal Percentage	.613	Steven Adams	2015-16
Three-Point Field Goals Made	269	Ray Allen	2005-06
Three-Point Field Goals Attempted	653	Ray Allen	2005-06
Three-Point Field Goal Percentage	.514	Detlef Schrempf	1994-95
Free Throws Made	756	Kevin Durant	2009-10
Free Throws Attempted	840	Russell Westbrook	2016-17
		Kevin Durant	2009-10
Free Throw Percentage	.925	Ricky Pierce	1990-91
Offensive Rebounds	361	Marvin Webster	1977-78
Defensive Rebounds	815	Jack Sikma	1981-82
Total Rebounds	1,038	Jack Sikma	1981-82
Average Rebounds	13.4	Spencer Haywood	1973-74
Assists	840	Russell Westbrook	2016-17
Average Assists	10.425	Russell Westbrook	2015-16
Steals	261	Don "Slick" Watts	1975-76
Average Steals	3.18	Don "Slick" Watts	1975-76
Blocked Shots	242	Serge Ibaka	2012-13
Average Blocked Shots	3.65	Serge Ibaka	2011-12
Minutes Played	3,463	Lenny Wilkens	1968-69
Average Minutes Played	43.4	Spencer Haywood	1971-72

### MISCELLANEOUS INDIVIDUAL RECORDS

Most Consecutive Free Throws Made:	75	Ricky Pierce	11/15/91 to 12/11/91
Most Consecutive Field Goals Made in a Game:	14	Gary Payton	1/4/95 at Cleveland
Most Consecutive Field Goals Made:	17	Enes Kanter	2/25/16 to 2/29/16
	17	Lonnie Shelton	3/15/79 to 3/17/79





## ALL-TIME PLAYOFF RECORDS





## OKLAHOMA CITY ERA TEAM PLAYOFF RECORDS

### Thunder Records

#### MOST POINTS SCORED:

Game:	133	Golden State	5/22/16
Half:	133	at Memphis (3OT)	5/9/11
Quarter:	73	at Dallas	4/21/16
Quarter:	45	Golden State	5/22/16

#### FIELD GOALS MADE:

Game:	46	Golden State	5/22/16
Half:	46	Houston	4/21/17
Quarter:	28	Dallas	5/23/11
Quarter:	17	Golden State	5/22/16

#### FIELD GOALS ATTEMPTED:

Game:	97	at Houston	4/19/17
Half:	51	LA Lakers	5/21/12
Quarter:	29	at Houston	4/19/17

#### FREE THROWS MADE:

Game:	42	at Memphis (3OT)	5/9/11
Half:	42	LA Lakers	4/24/10
Quarter:	27	at Dallas	5/17/11
Quarter:	15	Golden State	5/24/16
	15	at Dallas	5/17/11
	15	at Memphis	5/9/11

#### FREE THROWS ATTEMPTED:

Game:	50	at Memphis (3OT)	5/9/11
Half:	31	at Dallas	5/17/11
Quarter:	20	Golden State	5/24/16

#### THREE-POINT FIELD GOALS MADE:

Game:	15	at Dallas	4/21/16
-------	----	-----------	---------

#### REBOUNDS:

Game:	58	at Memphis (OT)	4/26/14
Half:	34	Dallas	5/23/11
Quarter:	23	Lakers	5/21/12

#### ASSISTS:

Game:	28	at Dallas	4/21/16
Half:	28	Houston	4/21/13
Quarter:	16	at Dallas	4/21/16
Quarter:	10	at LA Clippers	5/9/14

#### STEALS:

Game:	16	Golden State	5/24/16
Half:	9	Golden State	5/24/16
Quarter:	9	at San Antonio	5/27/12
	6	Houston	4/21/17
	6	Golden State	5/24/16
	6	at Miami	6/17/12
	6	at San Antonio	6/4/12

#### BLOCKS:

Game:	17	at L.A. Lakers	4/20/10
Half:	10	Houston	5/1/13
Quarter:	8	Houston	5/1/13

#### TURNOVERS:

Game:	25	Dallas (OT)	5/23/11
Half:	13	at Memphis	4/26/14
Low Game:	13	Dallas	5/23/11
Low Half:	4	LA Lakers	5/14/12
	1	LA Lakers	5/14/12
	1	Memphis	4/21/14

### Opponent Records

#### MOST POINTS SCORED:

Game:	124	at San Antonio	4/30/16
Half:	73	at San Antonio	4/30/16
Quarter:	43	at San Antonio	4/30/16

#### FIELD GOALS MADE:

Game:	51	at San Antonio	4/30/16
Half:	29	at San Antonio	4/30/16
Quarter:	29	at San Antonio	5/19/14
Quarter:	18	at San Antonio	4/30/16

#### FIELD GOALS ATTEMPTED:

Game:	111	at Memphis (3OT)	5/9/11
Half:	49	Houston	4/24/13
Quarter:	28	Houston	4/24/13

#### FREE THROWS MADE:

Game:	41	at LA Lakers	5/18/12
Half:	26	at LA Lakers	5/18/12
Quarter:	17	at LA Lakers	5/18/12

#### FREE THROWS ATTEMPTED:

Game:	45	at Denver	4/23/11
Half:	30	at Denver	4/23/11
Quarter:	20	at Denver	4/23/11

#### THREE-POINT FIELD GOALS MADE:

Game:	21	Golden State	5/28/16
-------	----	--------------	---------

#### REBOUNDS:

Game:	57	Houston	4/24/13
Half:	31	Houston	4/24/13
	31	Memphis	5/7/11
	31	LA Lakers	4/20/10 (2nd)
	31	LA Lakers	4/20/10 (1st)
Quarter:	20	at Houston	4/16/17

#### ASSISTS:

Game:	39	at San Antonio	4/30/16
Half:	22	at San Antonio	4/30/16
Quarter:	13	at San Antonio	4/30/16

#### STEALS:

Game:	15	Dallas (OT)	5/23/11
Half:	9	Dallas	5/23/11
Quarter:	6	Denver	4/22/11
	6	at LA Lakers	4/27/10

#### BLOCKS:

Game:	12	at Houston	4/27/13
Half:	7	at L.A. Lakers	4/27/10
Quarter:	5	at Houston	4/27/13
	5	at L.A. Lakers	4/27/10

#### TURNOVERS:

Game:	22	at Houston	4/29/13
Half:	13	Golden State	5/24/16
	13	at San Antonio	5/27/12
	13	San Antonio	5/31/12
Low Game:	6	Memphis	4/19/14
	6	at LA Clippers	5/9/14
Low Half:	1	Memphis	4/19/14

## OKLAHOMA CITY ERA INDIVIDUAL PLAYOFF RECORDS



### Thunder Records

#### POINTS:

Game:	51	Russell Westbrook at Houston	4/19/17
Half:	29	Russell Westbrook at Houston	4/25/17
	29	Russell Westbrook at Houston	4/19/17
	29	Kevin Durant vs. San Antonio	5/8/16
Quarter:	20	Russell Westbrook at Houston	4/25/17

#### REBOUNDS:

Game:	19	Kevin Durant vs. LA Lakers	4/22/10
Half:	13	Kevin Durant vs. Dallas	5/23/11
Quarter:	8	Kevin Durant at LA Clippers	5/15/14
	8	Kevin Durant vs. Dallas	5/23/11

#### ASSISTS:

Game:	16	Russell Westbrook vs. Memphis	5/3/14
Half:	8	Russell Westbrook at LA Clippers	5/15/14
	8	Russell Westbrook vs. Memphis	5/3/14
Quarter:	7	Russell Westbrook at LA Clippers	5/15/14

#### STEALS:

Game:	7	Russell Westbrook at Golden State	5/16/16
Half:	4 (5x) MR:	Russell Westbrook at Golden State	5/16/16
Quarter:	4	Thabo Sefolosha vs. San Antonio	5/31/12
	4	Thabo Sefolosha vs. San Antonio	5/27/12

#### BLOCKS:

Game:	9	Serge Ibaka vs. Denver	4/27/11
Half:	5	Andre Roberson vs. Houston	4/23/17
	5	Serge Ibaka vs. LA Lakers	5/16/12
	5	Serge Ibaka vs. Denver	4/27/11
Quarter:	5	Serge Ibaka vs. Denver	4/27/11

#### FIELD GOALS MADE:

Game:	20	Russell Westbrook at Miami	6/19/12
Half:	11	Russell Westbrook at Miami	6/19/12
	11	Kevin Durant vs. San Antonio	6/2/12
Quarter:	7	Kevin Durant at Golden State	5/18/16
	7	Kevin Durant vs. LA Clippers	5/7/14
	7	Russell Westbrook at Miami	6/19/12
	7	Kevin Durant vs. San Antonio	6/2/12

#### FIELD GOALS ATTEMPTED:

Game:	43	Russell Westbrook at Houston	4/19/17
Half:	28	Russell Westbrook at Houston	4/19/17
	28	Russell Westbrook at Houston	4/19/17

#### FREE THROWS MADE:

Game:	18	Kevin Durant at Dallas	5/17/11
Half:	14	Kevin Durant at Dallas	5/17/11
Quarter:	8	Kevin Durant at Dallas	5/17/11

#### FREE THROWS ATTEMPTED:

Game:	19	Kevin Durant at Dallas	5/17/11
Half:	14	Kevin Durant at Dallas	5/17/11
Quarter:	9	Kevin Durant vs. Memphis	5/15/13
	9	Kevin Durant vs. Houston	5/1/13
	9	Kevin Durant at Dallas	5/17/11
	9	Russell Westbrook at Denver	4/23/11

### Opponent Records

#### POINTS:

Game:	48	Dirk Nowitzki at Dallas	5/17/11
Half:	27	Dirk Nowitzki at Dallas	5/17/11
Quarter:	19	Klay Thompson vs. Golden State	5/28/16
	19	Klay Thompson vs. Golden State	5/24/16

#### REBOUNDS:

Game:	21	Marc Gasol at Memphis (3OT)	5/9/11
Half:	21	Zach Randolph at Memphis (OT)	5/7/11
Quarter:	17	Marc Gasol at Memphis	5/9/11
Quarter:	10	Marc Gasol at Memphis	5/9/11

#### ASSISTS:

Game:	16	Chris Paul at LA Clippers	5/9/14
Half:	10	Tony Parker vs. San Antonio	6/6/12
Quarter:	7	Zaza Pachulia vs. Dallas	4/25/16

#### STEALS:

Game:	7	Jason Kidd vs. Dallas	4/28/12
Half:	5	Patrick Beverley vs. Houston	4/23/17
	5	Tony Allen vs. Memphis	5/7/13
	5	Jason Kidd vs. Dallas	4/28/12
Quarter:	5	Patrick Beverley vs. Houston	4/23/17

#### BLOCKS:

Game:	6	Marc Gasol at Memphis	5/13/13
Half:	4	Marc Gasol at Memphis	5/13/13
	4	Tim Duncan vs. San Antonio	5/31/12
Quarter:	3	Clint Capela at Houston	4/19/17
	3	Danny Green at San Antonio	4/30/16
	3	Marc Gasol at Memphis	5/13/13

#### FIELD GOALS MADE:

Game:	18	Kobe Bryant vs. LA Lakers	5/21/12
Half:	12	LaMarcus Aldridge at San Antonio	4/30/16
Quarter:	7	Kawhi Leonard at San Antonio	5/10/16
	7	LaMarcus Aldridge at San Antonio	4/30/16
	7	Tony Parker vs. San Antonio	6/6/12
	7	Dirk Nowitzki at Dallas	5/19/11

#### FIELD GOALS ATTEMPTED:

Game:	33	Kobe Bryant vs. LA Lakers	5/21/12
Half:	20	James Harden at Houston	4/16/17
Quarter:	11	(6x) MR: James Harden at Houston	4/16/17

#### FREE THROWS MADE:

Game:	24	Dirk Nowitzki at Dallas	5/17/11
Half:	19	Dirk Nowitzki at Dallas	5/17/11
Quarter:	13	Dirk Nowitzki at Dallas	5/17/11

#### FREE THROWS ATTEMPTED:

Game:	24	Dirk Nowitzki at Dallas	5/17/11
Half:	19	Dirk Nowitzki at Dallas	5/17/11
Quarter:	16	Omer Asik vs. Houston	5/1/13





## ALL-TIME THUNDER POSTSEASON RECORDS

### MOST POINTS SCORED:

Game:	133	Golden State	5/22/16
	133	at Memphis (3OT)	5/9/11
Half:	73	at Dallas	4/21/16
Quarter:	45	Golden State	5/22/16

### FEWEST POINTS SCORED:

Game:	68	L.A. Lakers	5/6/98
Half:	26	at San Antonio	5/3/02
Quarter:	10	2 times, MR at MEM	5/7/11

### FIELD GOALS MADE:

Game:	52	at Dallas	4/23/87
Half:	29	Houston	4/21/82
Quarter:	17	Golden State	5/22/16
Fewest Game:	25	L.A. Lakers	5/6/98

### FIELD GOALS ATTEMPTED:

Game:	107	at Dallas	4/23/87
Half:	63	at Dallas	4/23/87
Quarter:	35	Milwaukee	4/15/80
Fewest Game:	53	at Utah	5/26/96

### FIELD GOAL PERCENTAGE:

Highest:	.615	Golden State	4/28/92
Lowest:	.318	L.A. Lakers	4/29/95

### FREE THROWS MADE:

Game:	47	at Denver	5/5/78
Half:	32	Portland	4/2/80
Quarter:	20	Phoenix	5/17/79
Fewest Game:	5	at San Antonio	5/21/14

### FREE THROWS ATTEMPTED:

Game:	62	at Denver	5/5/78
Half:	36	Portland	4/2/80
Quarter:	25	at Phoenix	5/17/79
Fewest Game:	9	at Utah	5/6/93

### FREE THROW PERCENTAGE:

Highest:	1.000	at Houston	5/3/13
Lowest:	.478	at Washington	5/20/79

### REBOUNDS:

Game:	71	Portland	4/23/78
Half:	37	at Dallas	4/24/84
Quarter:	23	L.A. Lakers	5/21/12
Fewest Game:	25	at Denver	5/2/94
	25	at Phoenix	6/1/93

### ASSISTS:

Game:	38	Houston	5/14/87
Half:	24	Houston	4/21/82
Quarter:	14	Houston	4/21/82
Fewest Game:	10	at Chicago	6/7/96

### STEALS:

Game:	18	at Golden State	4/16/75
Fewest Game:	1	at LA Clippers	5/9/14

### BLOCKS:

Games:	17	at L.A. Lakers	4/20/10
Half:	14	Houston	4/23/17
Fewest Game:	1	16 times, MR: MEM	5/3/14

### TURNOVERS:

Game:	31	at Phoenix	5/6/79
Half:	18	at Phoenix	4/18/76
Quarter:	11	at Phoenix	5/8/79
	11	at Phoenix	4/20/76
	11	at Golden State	4/16/75
Fewest Game:	4	LA Lakers	5/14/12

## ALL-TIME OPPONENT POSTSEASON RECORDS



### MOST POINTS SCORED:

Game:	151	at Dallas	4/23/87
Half:	77	at Dallas	4/23/87
Quarter:	43	at San Antonio	4/30/16
	43	at Dallas	4/23/87

### FEWEST POINTS SCORED:

Game:	70	Dallas	4/16/16
Half:	29	L.A. Lakers	4/27/96
Quarter:	10	Houston	4/25/82

### FIELD GOALS MADE:

Game:	59	at Dallas	4/23/87
Half:	31	at Dallas	4/23/87
Quarter:	18	at San Antonio	4/30/16
Fewest Game:	21	Phoenix	4/27/97

### FIELD GOALS ATTEMPTED:

Game:	114	at Golden State	4/22/75
Half:	62	at Golden State	4/22/75
Quarter:	32	at Golden State	4/22/75
Fewest Game:	64	L.A. Lakers	5/12/98

### FIELD GOAL PERCENTAGE:

Highest:	.615	at Phoenix	4/27/76
Lowest:	.269	Phoenix	4/27/97

### FREE THROWS MADE:

Game:	57	at Phoenix	6/5/93
Half:	39	at Phoenix	6/5/93
Quarter:	24	at Phoenix	6/5/93
Fewest Game:	5	at Golden State	5/30/16

### FREE THROWS ATTEMPTED:

Game:	64	at Phoenix	6/5/93
Half:	41	at Phoenix	6/5/93
Quarter:	24	at Phoenix	6/5/93
Fewest Game:	8	at Golden State	5/30/16

### FREE THROW PERCENTAGE:

Highest:	1.000	at Dallas	4/19/84
Lowest:	.462	Houston	5/4/96

### REBOUNDS:

Game:	64	at L.A. Lakers	4/14/78
Half:	39	at Washington	6/4/78
Quarter:	21	Detroit	4/8/75
Fewest Game:	22	Golden State	4/28/92

### ASSISTS:

Game:	39	at San Antonio	4/30/16
Half:	22	at San Antonio	4/30/16
Quarter:	13	at San Antonio	4/30/16
Fewest Game:	11	LA Lakers	5/16/12
	11	at San Antonio	4/22/02
	11	Portland	4/6/80

### STEALS:

Game:	22	at Golden State	4/14/75
Half:	13	at Golden State	4/14/75
Fewest Game:	0	Phoenix	4/15/76

### BLOCKS:

Games:	16	at Phoenix	5/24/93
Half:	9	at Phoenix	5/24/93
Fewest Game:	0 (3x)	MR: Dallas	4/16/16

### TURNOVERS:

Game:	27	Detroit	4/12/75
Half:	18	Detroit	4/12/75
Quarter:	12	Sacramento	4/26/96
Fewest Game:	6	3x, MR: at LAC	5/9/14





## ALL-TIME INDIVIDUAL POSTSEASON RECORDS

### Thunder Records

#### POINTS:

Game:	51	Russell Westbrook at Houston	4/19/17
Half:	31	Gus Williams at Dallas	4/17/84
	31	Fred Brown vs. Phoenix	4/15/76
Quarter:	23	Gus Williams at Dallas	4/17/84

#### REBOUNDS:

Game:	23	Marvin Webster at Denver	4/6/80
Half:	15	Marvin Webster vs. Portland	4/23/76
Quarter:	10	Paul Silas at Milwaukee	4/18/80

#### ASSISTS:

Game:	16	Russell Westbrook vs. Memphis	5/3/14
	16	Nate McMillan vs. Houston	5/14/87
Half:	11	Nate McMillan vs. LA Lakers	5/25/87
Quarter:	8	Gus Williams vs. Dallas	4/21/84

#### STEALS:

Game:	7	Russell Westbrook at Golden State	5/16/16
Half:	5	Nate McMillan vs. Phoenix	5/20/93
	5	Gus Williams vs. Dallas	4/21/84
	5	Lonnie Shelton vs. LA Lakers	4/27/80

#### BLOCKS:

Game:	9	Serge Ibaka vs. Denver	4/27/11
Half:	5	Andre Roberson vs. Houston	4/23/17
	5	Serge Ibaka vs. LA Lakers	5/16/12
	5	Serge Ibaka vs. Denver	4/27/11
	5	Shawn Kemp at Phoenix	5/26/93
	5	Dennis Johnson at Washington	5/28/78

#### FIELD GOALS MADE:

Game:	20	Russell Westbrook at Miami	6/19/12
	20	Xavier McDaniel vs. LA Lakers	5/23/87
Half:	14	Gus Williams at Dallas	4/27/84
Quarter:	11	Gus Williams at Dallas	4/17/84

#### FIELD GOALS ATTEMPTED:

Game:	43	Russell Westbrook at Houston	4/19/17
Half:	28	Russell Westbrook at Houston	4/19/17

#### FREE THROWS MADE:

Game:	18	Kevin Durant at Dallas	5/17/11
Half:	14	Kevin Durant at Dallas	5/17/11
Quarter:	10	Shawn Kemp vs. Golden State	4/28/92
	10	Gus Williams vs. LA Lakers	4/25/79

#### FREE THROWS ATTEMPTED:

Game:	19	Kevin Durant at Dallas	5/17/11
Half:	14	Kevin Durant at Dallas	5/17/11
Quarter:	11	Shawn Kemp vs. Golden State	4/28/92

### Opponent Records

#### POINTS:

Game:	50	Karl Malone at Utah	4/22/00
Half:	27	Dirk Nowitzki at Dallas	5/17/11
	27	Michael Jordan vs. Chicago	6/9/96
Quarter:	19 (4x)	MR: Klay Thompson vs. Golden State	5/28/16

#### REBOUNDS:

Game:	25	Hakeem Olajuwon vs. Houston	5/14/87
Half:	15	Charles Barkley at Phoenix	6/5/93
Quarter:	12	Charles Barkley at Phoenix	6/5/93

#### ASSISTS:

Game:	19	Norm Nixon at LA Lakers	4/22/79
Half:	11	Magic Johnson vs. LA Lakers	5/25/87
	11	Norm Nixon at LA Lakers	4/22/79
Quarter:	8	Magic Johnson vs. LA Lakers	5/25/87

#### STEALS:

Game:	8	Tim Hardaway vs. Golden State	4/30/92
	8	Rick Barry at Golden State	4/14/75
Half:	5	Jason Kidd vs. Dallas	4/28/12
	5	Tim Hardaway vs. Golden State	4/30/92
	5	Rick Barry at Golden State	4/14/75
	5	Dave Bing at Detroit	4/10/75

#### BLOCKS:

Game:	8	Shaquille O'Neal vs. LA Lakers	5/12/98
	8	Dikembe Mutombo vs. Denver	5/7/94
	8	Hakeem Olajuwon vs. Houston	5/16/93
	8	George Johnson vs. Golden State	4/24/75
Half:	6	George Johnson vs. Golden State	4/24/75

#### FIELD GOALS MADE:

Game:	19	Hakeem Olajuwon vs. Houston	5/14/87
Half:	12	LaMarcus Aldridge at San Antonio	4/30/16
Quarter:	8	James Worthy at LA Lakers	5/19/87

#### FIELD GOALS ATTEMPTED:

Game:	33	Kobe Bryant vs. LA Lakers	5/21/12
	33	Hakeem Olajuwon vs. Houston	5/14/87
Half:	18	Kobe Bryant vs. LA Lakers	5/21/12

#### FREE THROWS MADE:

Game:	24	Dirk Nowitzki at Dallas	5/17/11
Half:	19	Dirk Nowitzki at Dallas	5/17/11
	19	Charles Barkley at Phoenix	6/5/93
Quarter:	13	Dirk Nowitzki at Dallas	5/17/11

#### FREE THROWS ATTEMPTED:

Game:	24	Dirk Nowitzki at Dallas	5/17/11
Half:	20	Charles Barkley at Phoenix	6/5/93
Quarter:	16	Omer Asik vs. Houston	5/1/13

## ALL-TIME INDIVIDUAL POSTSEASON RECORDS



### POINTS:

51	Russell Westbrook at Houston	4/19/17
45	Fred Brown vs. Phoenix	4/15/76
43	Russell Westbrook at Miami Heat	6/19/12
43	Dale Ellis vs. Dallas	4/28/87
42	Xavier McDaniel vs. LA Lakers	5/23/87
41	Kevin Durant vs. San Antonio	5/8/16
41	Kevin Durant at Houston	4/27/13
41	Kevin Durant vs. Denver	4/27/11
41	Kevin Durant vs. Denver	4/17/11
40	Russell Westbrook vs. San Antonio	5/27/14
40	Kevin Durant at LA Clippers	5/11/14
40	Kevin Durant at Dallas	5/17/11
40	Russell Westbrook at Memphis	5/9/11
39	Kevin Durant at LA Clippers	5/15/14
39	Kevin Durant vs. Memphis	5/15/11

### REBOUNDS:

23	Marvin Webster vs. Portland	4/23/78
20	Shawn Kemp at Phoenix	5/1/97
20	Shawn Kemp vs. Golden State	4/20/92
20	Tom Burlson at Phoenix	4/20/76
19	Kevin Durant vs. LA Lakers	4/22/10
19	Shawn Kemp at Golden State	4/25/92
19	Marvin Webster vs. Washington	6/7/78
18	Shawn Kemp at LA Lakers	5/4/95
18	Shawn Kemp at Houston	5/10/96
18	Shawn Kemp at LA Lakers	5/4/95

### ASSISTS:

16	Russell Westbrook vs. Memphis	5/3/14
16	Nate McMillan vs. Houston	5/14/87
15	Russell Westbrook vs. San Antonio	5/8/16
15	Russell Westbrook at Dallas	4/23/16
15	Russell Westbrook at Dallas	4/21/16
15	Nate McMillan vs. LA Lakers	5/23/87
15	Gus Williams vs. Dallas	4/21/84
14	Russell Westbrook vs. Memphis	5/15/11
14	Gary Payton at Phoenix	5/1/97
14	Gus Williams vs. Dallas	4/26/84
13	Russell Westbrook at Golden State	5/30/16
13	Russell Westbrook at LA Clippers	5/9/14
13	Russell Westbrook vs. Memphis	4/29/14
13	Gary Payton at LA Lakers	5/10/98
13	Gary Payton at LA Lakers	5/8/98
13	Gary Payton vs. Houston	5/15/97
13	John Johnson vs. Washington	5/27/79

### STEALS:

7	Russell Westbrook at Golden State	5/16/16
6	Russell Westbrook vs. San Antonio	5/31/14
6	Thabo Sefolosha vs. San Antonio	5/31/12
6	Hersey Hawkins at Houston	5/7/97
6	Shawn Kemp at Sacramento	5/2/96
6	Nate McMillan vs. Phoenix	5/30/93
6	Sedale Threatt vs. LA Lakers	5/12/89
6	Dennis Johnson vs. Portland	4/6/80
6	Slick Watts at Detroit	4/10/75

### FIELD GOALS MADE:

20	Russell Westbrook at Miami	6/19/12
20	Xavier McDaniel vs. LA Lakers	5/23/87
19	Fred Brown vs. Phoenix	4/15/76
18	Dale Ellis vs. Dallas	4/28/87
17	Gus Williams at Dallas	4/17/87
17	Gus Williams vs. LA Lakers	4/18/79
15	Russell Westbrook at LA Lakers	5/19/12
15	Russell Westbrook at Memphis	5/9/11
15	Dale Ellis vs. Dallas	5/14/87
15	Fred Brown at LA Lakers	4/22/80
15	Gus Williams at Denver	5/14/78
15	Gus Williams at Portland	4/21/78

### FIELD GOALS ATTEMPTED:

43	Russell Westbrook at Houston	4/19/17
33	Kevin Durant vs. Dallas	4/18/16
33	Russell Westbrook at Memphis	5/9/11
33	Gus Williams vs. LA Lakers	4/18/79
32	Russell Westbrook at Miami	6/19/12
31	Kevin Durant vs. Golden State	5/28/16
31	Russell Westbrook vs. Memphis	4/29/14
30	Kevin Durant at Golden State	5/16/16
30	Kevin Durant at Houston	4/27/13
30	Russell Westbrook at Denver	4/25/11
30	Dale Ellis at Houston	5/12/87
30	Fred Brown vs. Washington	5/21/78

### FREE THROWS MADE:

18	Kevin Durant at Dallas	5/17/11
17	Russell Westbrook vs. San Antonio	5/31/14
16	Kevin Durant at Memphis	5/9/11
15	Kevin Durant at LA Clippers	5/11/14
14	Russell Westbrook vs. San Antonio	5/27/14
14	Russell Westbrook vs. LA Clippers	5/13/14
14	Kevin Durant at Memphis	5/1/14
14	Kevin Durant vs. Dallas	4/30/12
14	Russell Westbrook at Dallas	5/17/11
14	Kevin Durant vs. LA Lakers	4/30/10
14	Shawn Kemp vs. Houston	5/9/97
14	Shawn Kemp at Chicago	6/5/96
14	Benoit Benjamin vs. Portland	4/30/91
14	Tom Chambers vs. Houston	5/14/87
14	Jack Sikma vs. San Antonio	4/27/82

### FREE THROWS ATTEMPTED:

19	Kevin Durant at Dallas	5/17/11
18	Russell Westbrook vs. San Antonio	5/31/14
18	Kevin Durant at LA Clippers	5/11/14
18	Russell Westbrook at Dallas	5/17/11
18	Kevin Durant at Memphis	5/9/11
17	Marvin Webster at Denver	5/5/78
16	Russell Westbrook vs. LA Clippers	5/13/14
16	Kevin Durant vs. Houston	5/1/13
16	Kevin Durant vs. Dallas	4/30/12
16	Shawn Kemp vs. Houston	5/9/97
16	Shawn Kemp at Phoenix	5/1/97
16	Shawn Kemp at Chicago	6/7/96
16	Shawn Kemp at Chicago	6/5/96
16	Gary Payton vs. Sacramento	4/46/96
16	Tom Chambers vs. Houston	5/14/87
16	Gus Williams at Phoenix	4/6/79
16	Marvin Webster at Phoenix	6/7/78





## ALL-TIME INDIVIDUAL OPPONENT POSTSEASON RECORDS

### POINTS:

50	Karl Malone at Utah	4/22/00
49	Hakeem Olajuwon vs. Houston	5/14/87
48	Dirk Nowitzki at Dallas	5/17/11
44	Charles Barkley at Phoenix	6/5/93
43	Charles Barkley at Phoenix	6/1/93
42	Kobe Bryant vs. LA Lakers	5/21/12
42	Rex Chapman vs. Phoenix	4/25/97
41	Klay Thompson vs. Golden State	5/28/16
41	LaMarcus Aldridge at San Antonio	5/2/16
40	Dirk Nowitzki vs. Dallas	5/23/11
39	Kobe Bryant at LA Lakers	4/20/10
39	Shaquille O'Neal at LA Lakers	5/10/98
39	Clyde Drexler at Portland	4/26/91
39	James Worthy vs. LA Lakers	5/23/87
39	Paul Westphal at Phoenix	4/20/76
39	Rick Barry at Golden State	4/14/75

### REBOUNDS:

25	Hakeem Olajuwon vs. Houston	5/14/87
24	Charles Barkley at Phoenix	6/5/93
23	Moses Malone at Houston	4/23/82
21	Marc Gasol at Memphis	5/9/11
21	Zach Randolph at Memphis	5/7/11
20	Charles Barkley at Houston	5/13/97
20	Dennis Rodman at Chicago	6/7/96
20	Elvin Hayes at Washington	5/28/78
19	Dennis Rodman at Chicago	6/16/96
19	Brian Williams vs. Denver	5/7/94

### ASSISTS:

19	Norm Nixon at LA Lakers	4/22/79
17	John Stockton at Utah	5/14/92
16	Chris Paul at LA Clippers	5/9/14
15	John Stockton at Utah	5/6/93
15	John Stockton at Utah	5/6/92
14	Chris Paul vs. LA Clippers	5/13/14
14	Jason Kidd at Phoenix	5/1/97
14	John Stockton at Utah	5/8/92
14	Magic Johnson vs. LA Lakers	5/12/89
14	Magic Johnson vs. LA Lakers	5/7/89
14	Johnny Moore vs. San Antonio	4/28/82
13	Lebron James at Miami	6/21/12
13	John Stockton vs. Utah	5/12/92

### STEALS:

8	Tim Hardaway vs. Golden State	4/30/92
7	Jason Kidd vs. Dallas	4/28/12
6	Magic Johnson at LA Lakers	4/23/80
5	Tony Allen vs. Memphis	5/7/13
5	James Harden at Houston	4/29/13
5	Jason Kidd at Dallas	5/19/11
5	John Stockton at Utah	5/14/92
5	Magic Johnson at LA Lakers	5/7/89
5	Quinn Buckner vs. Milwaukee	4/20/80
5	Paul Westphal vs. Phoenix	4/25/76
5	Paul Westphal at Phoenix	4/20/76
5	Butch Beard at Golden State	4/16/75
5	Rick Barry at Golden State	4/22/75
5	Dave Bing at Detroit	4/10/75

### FIELD GOALS MADE:

19	Hakeem Olajuwon vs. Houston	5/14/87
18	LaMarcus Aldridge at San Antonio	4/30/16
18	Kobe Bryant vs. LA Lakers	5/21/12
18	Karl Malone at Utah	4/22/00
16	Tony Parker at San Antonio	5/29/12
16	Charles Barkley at Phoenix	6/1/93
16	James Worthy vs. LA Lakers	5/23/87
16	David Thompson at Denver	5/14/78
16	Paul Westphal at Phoenix	4/20/76
16	Rick Barry at Golden State	4/14/75
15	LaMarcus Aldridge at San Antonio	5/2/16
15	Shaquille O'Neal at LA Lakers	5/10/98
15	James Worthy vs. LA Lakers	5/14/89
15	George Gervin at San Antonio	4/30/82
15	Kareem Abdul-Jabbar at LA Lakers	4/25/80
15	Lionel Hollins vs. Portland	4/26/78
15	Kareem Abdul-Jabbar vs. LA Lakers	4/16/78

### FIELD GOALS ATTEMPTED:

33	Kobe Bryant vs. LA Lakers	5/21/12
33	Hakeem Olajuwon vs. Houston	5/14/87
32	Karl Malone at Utah	4/22/00
31	Klay Thompson vs. Golden State	5/28/16
31	George Gervin at San Antonio	4/30/82
30	Alex English at Denver	4/29/88
30	Paul Westphal vs. Phoenix	5/4/79
29	Kobe Bryant vs. LA Lakers	4/22/10
29	Karl Malone at Utah	5/24/96
29	Tim Hardaway vs. Golden State	4/30/92
28	Kobe Bryant at LA Lakers	5/19/12
28	Kobe Bryant at LA Lakers	4/20/10
28	Moses Malone at Houston	4/23/82
28	Kareem Abdul-Jabbar at LA Lakers	4/23/80
28	Lionel Hollins vs. Portland	4/26/78
28	Kareem Abdul-Jabbar at LA Lakers	4/16/78

### FREE THROWS MADE:

24	Dirk Nowitzki at Dallas	5/17/11
19	Charles Barkley at Phoenix	6/5/93
18	Kobe Bryant at LA Lakers	5/18/12
17	James Harden vs. Houston	4/24/13
17	Karl Malone at Utah	5/14/92
16	Zach Randolph at Memphis	5/9/11
15	Sarunas Marciulionis vs. Golden State	4/28/92
14	Kobe Bryant at LA Lakers	5/19/12
14	Dirk Nowitzki vs. Dallas	5/23/11
14	Tim Duncan at San Antonio	4/22/02
14	Kevin Johnson vs. Phoenix	6/5/93

### FREE THROWS ATTEMPTED:

24	Dirk Nowitzki at Dallas	5/17/11
22	Charles Barkley at Phoenix	6/5/93
20	James Harden vs. Houston	4/24/13
20	Shaquille O'Neal at LA Lakers	5/10/98
18	Omer Asik vs. Houston	5/1/13
18	Kobe Bryant at LA Lakers	5/18/12
18	Karl Malone at Utah	5/14/92
17	Kobe Bryant at LA Lakers	5/19/12
17	Zach Randolph at Memphis	5/9/11
17	Calvin Natt vs. Portland	4/22/83

## ALL-TIME POSTSEASON LEADERS



### POINTS

1.	Kevin Durant	2,620
2.	<b>Russell Westbrook</b>	<b>2,199</b>
3.	Gary Payton	1,668
4.	Gus Williams	1,602
5.	Shawn Kemp	1,386
6.	Fred Brown	1,197
7.	Jack Sikma	1,035
8.	Serge Ibaka	971
9.	Dennis Johnson	967
10.	Detlef Schrempf	868

### REBOUNDS

1.	Shawn Kemp	789
2.	Kevin Durant	730
3.	Jack Sikma	677
4.	Serge Ibaka	599
5.	<b>Russell Westbrook</b>	<b>569</b>
6.	Gary Payton	412
7.	Sam Perkins	375
8.	Kendrick Perkins	364
9.	Paul Silas	360
10.	<b>Nick Collison</b>	<b>348</b>

### STEALS

1.	<b>Russell Westbrook</b>	<b>170</b>
2.	Gary Payton	156
3.	Gus Williams	139
4.	Nate McMillan	131
5.	Kevin Durant	99
6.	Shawn Kemp	93
7.	Dennis Johnson	78
8.	Hersey Hawkins	75
9.	Fred Brown	74
10.	Thabo Sefolosha	73

### GAMES PLAYED

1.	Nate McMillan	98
2.	Gary Payton	94
T3.	<b>Nick Collison</b>	<b>91</b>
T3.	Kevin Durant	91
5.	Serge Ibaka	89
6.	<b>Russell Westbrook</b>	<b>87</b>
7.	Fred Brown	83
8.	Shawn Kemp	74
9.	Sam Perkins	71
10T.	Thabo Sefolosha	69
10T.	Jack Sikma	69
10T.	Gus Williams	69

### SCORING AVG (MIN. 10 GMS)

1.	Kevin Durant	28.8
2.	Ray Allen	26.5
3.	<b>Russell Westbrook</b>	<b>25.3</b>
4.	Gus Williams	23.2
5.	Tom Chambers	21.6
6.	Tom Burleson	20.7
7.	Xavier McDaniel	20.0
8.	Dale Ellis	18.8
9.	Shawn Kemp	18.2
10.	Dennis Johnson	17.9

### ASSISTS

1.	<b>Russell Westbrook</b>	<b>680</b>
2.	Gary Payton	572
3.	Nate McMillan	505
4.	Gus Williams	365
5.	Kevin Durant	340
6.	John Johnson	266
7.	Dennis Johnson	198
8.	Fred Brown	193
9.	Detlef Schrempf	169
10.	Jack Sikma	165

### BLOCKED SHOTS

1.	Serge Ibaka	222
2.	Shawn Kemp	133
3.	Kevin Durant	106
4.	Dennis Johnson	59
5.	Marvin Webster	58
6.	Jack Sikma	57
7.	Sam Perkins	55
8T.	Kendrick Perkins	49
8T.	Derrick McKey	49
10.	<b>Steven Adams</b>	<b>47</b>

### MINUTES

1.	Kevin Durant	3,816
2.	Gary Payton	3,627
3.	<b>Russell Westbrook</b>	<b>3,288</b>
4.	Serge Ibaka	2,761
5.	Shawn Kemp	2,678
6.	Gus Williams	2,485
7.	Jack Sikma	2,473
8.	Nate McMillan	2,186
9.	Sam Perkins	2,112
10.	Dennis Johnson	2,100

### FIELD GOALS MADE

1.	Kevin Durant	877
2.	<b>Russell Westbrook</b>	<b>757</b>
3.	Gary Payton	657
4.	Gus Williams	648
5.	Fred Brown	499
6.	Shawn Kemp	471
7.	Serge Ibaka	402
8.	Jack Sikma	400
9.	Dennis Johnson	357
10.	Detlef Schrempf	303

### FIELD GOALS ATTEMPTED

1.	Kevin Durant	1,926
2.	<b>Russell Westbrook</b>	<b>1,825</b>
3.	Gary Payton	1,447
4.	Gus Williams	1,339
5.	Fred Brown	1,082
6.	Shawn Kemp	933
7.	Jack Sikma	891
8.	Dennis Johnson	840
9.	Serge Ibaka	784
10.	Sam Perkins	645

### FREE THROWS MADE

1.	Kevin Durant	682
2.	<b>Russell Westbrook</b>	<b>571</b>
3.	Shawn Kemp	411
4.	Gus Williams	301
5.	Gary Payton	250
6.	Dennis Johnson	248
7.	Jack Sikma	235
8.	Detlef Schrempf	211
9.	James Harden	190
10.	Fred Brown	186

### FREE THROWS ATTEMPTED

1.	Kevin Durant	804
2.	<b>Russell Westbrook</b>	<b>679</b>
3.	Shawn Kemp	555
4.	Gus Williams	411
5.	Gary Payton	357
6.	Dennis Johnson	330
7.	Jack Sikma	290
8.	Detlef Schrempf	264
9.	Fred Brown	227
10.	James Harden	225

### 3-POINT FIELD GOALS MADE

1.	Kevin Durant	184
2.	<b>Russell Westbrook</b>	<b>114</b>
3.	Gary Payton	104
4.	Sam Perkins	102
5.	Hershey Hawkins	66
6.	James Harden	61
7.	Derek Fisher	54
8.	Detlef Schrempf	51
9.	Dale Ellis	42
10T.	Serge Ibaka	41
10T.	Serge Ibaka	41

### 3-POINT FIELD GOALS ATT.

1.	Kevin Durant	559
2.	<b>Russell Westbrook</b>	<b>388</b>
3.	Gary Payton	291
4.	Sam Perkins	271
5.	James Harden	170
5.	Hershey Hawkins	166
7.	Thabo Sefolosha	149
8.	Derek Fisher	140
9.	Nate McMillan	128
10.	Detlef Schrempf	124





## IN THE PLAYOFFS, THE LAST TIME THE THUNDER...

Scored 110+ points	Houston, 4/21/17	W, 115-113
Scored 120+ points	Golden State, 5/22/16	W, 133-105
Shot 50% or higher	Houston, 4/21/17	.554 (46-83); W, 115-113
Shot 55% or higher	at Dallas, 4/21/16	.577 (45-78); W, 131-102
Shot 60% or higher	Memphis, 5/3/14	.609 (42-69); W, 120-109
Shot 80% from the free throw line	Houston, 4/19/17	.857 (24-28); L, 111-115
Shot 90% from the free throw line	San Antonio, 5/6/16	.900 (18-20); L, 96-100
Made 10+ three-pointers	at Houston, 4/25/17	10 3-PT FG; L, 99-105
Made 15+ three-pointers	at Dallas, 4/21/16	15 3-PT FG; W, 131-102
Shot 50% or higher from three-point range	at Dallas, 4/21/16	.556 (15-27); W, 131-102
Shot 60% or higher from three-point range	at L.A. Lakers, 5/10/98	.615 (8-13); L, 100-112
Grabbed 50+ rebounds	Golden State, 5/24/16	54 rebounds; W, 118-94
Grabbed 55+ rebounds	Dallas, 4/18/16	56 rebounds; W, 108-70
Grabbed 60+ rebounds	at Memphis, 5/9/12	62 rebounds; W, 133-123 (3OT)
Handed out 25+ assists	at Dallas, 4/23/16	26 assists; W, 119-108
Handed out 30+ assists	at Phoenix, 5/1/97	33 assists; W, 122-115 (OT)
Had 10+ steals	Houston, 4/23/17	13 steals; L, 109-113
Had 15+ steals	Golden State, 5/24/16	16 steals; W, 118-94
Had 10+ blocks	Golden State, 5/28/16	10 blocks; L, 101-108
Had five starters score in double-figures	Golden State, 5/24/16	Adams, Durant, Ibaka, Roberson, Westbrook
Had six players score in double-figures	Golden State, 5/24/16	Adams, Durant, Ibaka, Roberson, Waiters, Westbrook
Had two players score 20+ points	Houston, 4/21/17	Westbrook (32), Gibson (20)
Had three players score 20+ points	at Dallas, 4/21/16	Durant (34), Westbrook (26), Kanter (21)
Had four players score 20+ points	at Phoenix, 4/27/76	Seals (24), Watts (24), Brown (22), Burleson (22)
Had two players score 30+ points	at Golden State, 5/26/16	Durant (40), Westbrook (31)
Had a player score 20+ points and 30+ points	Houston, 4/21/17	Westbrook (32), Gibson (20)
Had a player score 30+ points and 40+ points	at Golden State, 5/26/16	Durant (40), Westbrook (31)
Had two players record a double-double	Golden State, 5/24/16	Westbrook (36 pts/11 ast/11 reb)
	Durant (26 pts, 11 reb)	Roberson (17 pts/12 reb)
Had three players record a double-double	Golden State, 5/24/16	Westbrook (36 pts/11 ast/11 reb)
		Durant (26 pts, 11 reb) Roberson (17 pts/12 reb)
Had a reserve score 20+ points	at Dallas, 4/23/16	Kanter (28)
Had a reserve score 30+ points	at Memphis, 4/26/14	Jackson (32)
Had a player foul out	at Golden State, 5/26/16	Roberson
Had a player ejected	at Dallas, 4/23/16	Durant



## IN THE PLAYOFFS, THE LAST TIME THE THUNDER...


### IN THE PLAYOFFS, THE LAST TIME A THUNDER PLAYER...

Scored 30+ points	Russell Westbrook, at Houston, 4/25/17	47 points
Scored 40+ points	Russell Westbrook, at Houston, 4/25/17	47 points
Grabbed 15+ rebounds	Steven Adams, at San Antonio, 5/2/16	17 rebounds
Grabbed 20+ rebounds	Shawn Kemp, at Phoenix, 5/1/97	20 rebounds
Handed out 10+ assists	Russell Westbrook, vs. Houston, 4/23/17	14 assists
Handed out 15+ assists	Russell Westbrook, vs. San Antonio, 5/8/16	15 assists
Had a 20/20 game	Shawn Kemp, at Phoenix, 5/1/97	24 pts/20 rebs

### IN THE PLAYOFFS, THE LAST TIME A THUNDER OPPONENT PLAYER...

Scored 30+ points	James Harden, at Houston, 4/25/17	34 points
Scored 40+ points	James Harden, vs. Houston, 4/21/17	44 points
Scored 50+ points	Karl Malone, at Utah, 4/22/00	50 points
Grabbed 15+ rebounds	Tim Duncan, vs. San Antonio, 5/31/14	16 rebounds
Grabbed 20+ rebounds	Marc Gasol, at Memphis, 5/9/11	21 rebounds
Handed out 10+ assists	Tony Parker, at San Antonio, 4/30/16	12 assists
Handed out 15+ assists	Chris Paul, at LA Clippers, 5/9/14	16 assists
Had a 20/20 game	Marc Gasol, at Memphis, 5/9/11	26 pts/21 rebs





## THUNDER OPPONENTS





# ATLANTA HAWKS

**CENTENNIAL TOWER**  
101 Marietta Street, Suite 1900  
Atlanta, GA 30303 • 404-878-3800

**Mike Budenholzer**  
Head Coach



## DIRECTORY

**Principal Owner & Chair of Board of Directors/NBA Governor:** Tony Ressler  
**Vice Chair of Board of Directors:** Grant Hill  
**Alternate NBA Governor:** Steven Price  
**General Manager/Head of Basketball Operations:** Travis Schlenk  
**Head Coach:** Mike Budenholzer  
**Assistant Coaches:** Darvin Ham, Taylor Jenkins, Charles Lee, Patrick St. Andrews, Ben Sullivan  
**Head Athletic Trainer:** Scottie Parker  
**Senior Vice President of Public Relations:** Garin Narain  
**Senior Director of Media Relations:** Jon Steinberg  
**Senior Manager of Media Relations:** Jason Roose

## GENERAL INFORMATION

**Home Court:** Philips Arena (18,047)  
**Radio:** 92.9 The Game  
Steve Holman  
**Television:** FOX Sports Southeast  
Bob Rathbun, Dominique Wilkens, Andre Aldridge, Rebecca Kaple  
**Team Colors:** Torch Red, Georgia Granite Gray, Volt Green

## LARGEST WINNING MARGIN

OKC:	24	4/3/93	at Seattle	129-105
Atlanta:	38	3/15/72	at Atlanta	96-134

## CURRENT STREAKS VS. HAWKS

SITE	LAST WIN	SCORE	LAST LOSS	SCORE	STREAK
At Home	12/10/15	107-94	12/19/16	108-110	Lost 1
At Atlanta	12/5/16	102-99	11/30/15	100-106	Won 1
Overall	12/5/16	102-99	12/19/16	108-110	Lost 1

## ALL-TIME OKLAHOMA CITY VS. ATLANTA

Date	Site	W/L	Score
11/9/08	vs ATL	L	85-89
12/23/08	@ ATL	L	88-99
2008-09 Overall 0-2 Home 0-1 Road 0-1			
1/18/10	@ ATL	W	94-91
2/2/10	vs ATL	W	106-99
2009-10 Overall 2-0 Home 1-0 Road 1-0			
12/31/10	vs ATL	W	103-94
3/4/11	@ ATL	W	111-104
2010-11 Overall 2-0 Home 1-0 Road 1-0			
3/3/12	@ ATL	L	90-97
2011-12 Overall 0-1 Home 0-0 Road 0-1			
11/4/12	vs ATL	L	95-104
12/19/12	@ ATL	W	100-92
2012-13 Overall 1-1 Home 1-0 Road 0-1			
12/10/13	@ ATL	W	101-92
1/27/14	vs ATL	W	111-109
2013-14 Overall 2-0 Home 1-0 Road 1-0			
1/23/15	@ ATL	L	93-103
3/20/15	vs ATL	W	123-115
2014-15 Overall 1-1 Home 1-0 Road 0-1			
11/30/15	@ ATL	L	100-106
12/10/15	vs ATL	W	107-94
2015-16 Overall 1-1 Home 1-0 Road 0-1			
12/5/16	@ ATL	W	102-99
12/19/16	vs ATL	L	108-110
2016-17 Overall 1-1 Home 0-1 Road 1-0			

## 2017-18 VS. HAWKS (All Times Central)

12/22/17	Friday	at OKC	7:00 p.m.
3/3/18	Tuesday	at Atlanta	6:30 p.m.

## 2015-16 VS. HAWKS

Date	Site	W/L	Score
12/5/16	Atlanta	W	102-99
12/19/16	OKC	L	108-110

## THUNDER VS. HAWKS ALL-TIME

YEAR	TOTAL	YEAR	TOTAL
1967-68	0-8	1993-94	1-1
1968-69	2-4	1994-95	2-0
1969-70	2-5	1995-96	2-0
1970-71	2-3	1996-97	1-1
1971-72	4-1	1997-98	1-1
1972-73	1-3	1998-99	Did Not Play
1973-74	0-4	1999-00	1-1
1974-75	1-3	2000-01	1-1
1975-76	3-1	2001-02	2-0
1976-77	2-1	2002-03	1-1
1977-78	1-2	2003-04	1-1
1978-79	3-1	2004-05	2-0
1979-80	2-0	2005-06	2-0
1980-81	1-1	2006-07	2-0
1981-82	1-1	2007-08	1-1
1982-83	1-1	2008-09	1-1
1983-84	1-1	2009-10	2-0
1984-85	1-1	2010-11	2-0
1985-86	1-1	2011-12	0-1
1986-87	0-2	2012-13	1-1
1987-88	0-2	2013-14	2-0
1988-89	1-1	2014-15	1-1
1989-90	1-1	2015-16	1-1
1990-91	1-1	2016-2017	1-1
1991-92	1-1	<b>Totals</b>	<b>65-65</b>
1992-93	1-1	vs. St. Louis	0-8
		vs. Atlanta	64-56



# BOSTON CELTICS

226 Causeway Street, 4th Floor  
Boston, MA 02114 • 617-854-8000

**Brad Stevens**  
Head Coach



## DIRECTORY

**Managing Partner, Governor & Chief Executive Officer:** Wyc Grousbeck  
**President of Basketball Operations:** Danny Ainge  
**Head Coach:** Brad Stevens  
**Assistant Coaches:** Jamie Young, Jay Larranaga, Micah Shrewsberry, Walter McCarty, Jerome Allen  
**Athletic Trainer:** TBD  
**Vice President of Media Services/Alumni Relations:** Jeff Twiss  
**Senior Vice President of Communications:** Christian Megliola

## GENERAL INFORMATION

**Home Court:** TD Garden (18,624)  
**Radio:** CBS Radio Boston  
Sean Grande, Cedric Maxwell  
**Television:** Comcast SportsNet  
Mike Gorman, Tom Heinsohn, Abby Chin, Brian Scalabrine  
**Team Colors:** Green, Gold, Black, Brown, Beige and White

## LARGEST WINNING MARGIN

OKC:	39	12/29/95	at Seattle	124-85
Boston:	47	11/20/68	at Seattle	92-139

## CURRENT STREAKS VS. CELTICS

SITE	LAST WIN	SCORE	LAST LOSS	SCORE	STREAK
At Home	12/11/16	99-96	11/15/15	85-100	Won 1
At Boston	12/23/16	117-112	11/23/12	100-108	Won 3
Overall	12/23/16	117-112	11/15/15	85-100	Won 3

## ALL-TIME OKLAHOMA CITY VS. BOSTON

Date	Site	W/L	Score
11/5/08	OKC vs BOS	L	83-96
3/29/09	OKC @ BOS	L	84-103
2008-09 Overall 0-2 Home 0-1 Road 0-1			
12/4/09	OKC vs BOS	L	87-105
3/31/10	OKC @ BOS	W	109-104
2009-10 Overall 1-1 Home 0-1 Road 1-0			
11/7/10	OKC vs BOS	L	83-92
11/19/10	OKC @ BOS	W	89-84
2010-11 Overall 1-1 Home 0-1 Road 1-0			
1/16/12	OKC @ BOS	W	97-88
2/22/12	OKC vs BOS	W	119-104
2011-12 Overall 2-0 Home 1-0 Road 1-0			
11/23/12	OKC @ BOS	L	100-108
3/10/13	OKC vs BOS	W	91-79
2012-13 Overall 1-1 Home 1-0 Road 0-1			
1/5/14	OKC vs BOS	W	119-96
1/24/14	OKC @ BOS	W	101-83
2013-14 Overall 2-0 Home 1-0 Road 1-0			
11/12/14	OKC @ BOS	W	109-94
3/18/15	OKC vs BOS	W	122-118
2014-15 Overall 2-0 Home 1-0 Road 1-0			
11/15/15	OKC vs BOS	L	85-100
3/16/16	OKC @ BOS	W	130-109
2015-16 Overall 1-1 Home 0-1 Road 1-0			
12/11/16	OKC vs BOS	W	99-96
3/16/16	OKC @ BOS	W	117-112
2016-17 Overall 1-1 Home 0-1 Road 1-0			





# BROOKLYN NETS

390 Murray Hill Parkway  
East Rutherford, NJ 07073 • 201-935-8888

**Kenny Atkinson**  
Head Coach



## DIRECTORY

**Principal Owner:** Mikhail Prokhorov

**General Manager:** Sean Marks

**Head Coach:** Kenny Atkinson

**Assistant Coaches:** Jacque Vaughn, Chris Fleming,  
Bret Brielmaier

**Head Athletic Trainer/Physical Therapist:** Lloyd Beckett

**Senior Director of Public Relations:** Aaron Harris

**Senior Manager of Public Relations:** Eli Pearlstein

**Senior Manager of Public Relations:** Mitch Heckart

**Public Relations Coordinator:** Megan Walsh

## 2017-18 VS. NETS (ALL TIMES CENTRAL)

12/7/17	Thursday	at Brooklyn	9:00 p.m.
1/23/18	Tuesday	at Oklahoma City	7:00 p.m.

## 2016-17 VS. NETS

Date	Site	W/L	Score
11/18/16	OKC	W	124-105
3/14/17	Brooklyn	W	122-104

## THUNDER VS. NETS ALL-TIME

YEAR	TOTAL	YEAR	TOTAL
1976-77	3-1	1997-98	2-0
1977-78	2-2	1998-99	0-1
1978-79	4-0	1999-00	2-0
1979-80	1-1	2000-01	1-1
1980-81	1-1	2001-02	1-1
1981-82	2-0	2002-03	1-1
1982-83	0-2	2003-04	0-2
1983-84	1-1	2004-05	2-0
1984-85	0-2	2005-06	1-1
1985-86	2-0	2006-07	2-0
1986-87	2-0	2007-08	0-2
1987-88	2-0	2008-09	1-1
1988-89	0-2	2009-10	2-0
1989-90	2-0	2010-11	2-0
1990-91	1-1	2011-12	1-0
1991-92	2-0	2012-13	1-1
1992-93	1-1	2013-14	1-1
1993-94	1-1	2014-15	0-2
1994-95	1-1	2015-16	1-1
1995-96	2-0	2016-17	2-0
1996-97	1-1	<b>Totals</b>	<b>54-32</b>

## GENERAL INFORMATION

**Home Court:** Barclays Center (17,732)

**Radio:** WFAN (660AM/101.9 FM)

Chris Carrino, Tim Capstraw

**Television:** YES Network: TBD

**Team Colors:** Black, White

## LARGEST WINNING MARGIN

OKC:	30	11/21/89	at Seattle	114-84
Brooklyn:	35	11/11/00	at New Jersey	91-126

## CURRENT STREAKS VS. NETS

SITE	LAST WIN	SCORE	LAST LOSS	SCORE	STREAK
At Home	11/18/16	124-105	11/21/14	92-94	Won 2
At Brooklyn	3/14/17	122-104	1/24/16	106-116	Won 1
Overall	3/14/17	122-104	1/24/16	106-116	Won 2

## ALL-TIME OKLAHOMA CITY VS. BROOKLYN

1/12/09	OKC	@	NJN	L 99-103 (OT)
1/26/09	OKC	vs	NJN	W 94-85
2008-09 Overall 1-1 Home 1-0 Road 0-1				
12/28/09	OKC	@	NJN	W 105-89
3/12/10	OKC	vs	NJN	W 104-102
2009-10 Overall 2-0 Home 1-0 Road 1-0				
12/1/10	OKC	@	NJN	W 123-120 (3OT)
12/29/10	OKC	vs	NJN	W 114-93
2010-11 Overall 2-0 Home 1-0 Road 1-0				
1/21/12	OKC	@	NJN	W 84-74
12/4/12	OKC	@	BRK	W 117-111
2011-12 Overall 2-0 Home 1-0 Road 1-0				
1/2/13	OKC	vs	BRK	L 93-110
2012-13 Overall 0-1 Home 0-1 Road 0-0				
1/2/14	OKC	vs	BRK	L 93-95
1/31/14	OKC	@	BRK	W 120-95
2013-14 Overall 1-1 Home 0-1 Road 1-0				
11/3/14	OKC	@	BRK	L 85-116
11/21/14	OKC	vs	BRK	L 92-94
2014-15 Overall 0-2 Home 0-1 Road 0-1				
11/25/15	OKC	vs	BRK	W 110-99
1/24/16	OKC	@	BRK	L 106-116
2015-16 Overall 1-1 Home 1-0 Road 0-1				
11/18/16	OKC	vs	BRK	W 124-105
3/14/17	OKC	@	BRK	W 122-104
2016-17 Overall 2-0 Home 1-0 Road 1-0				



# CHARLOTTE HORNETS

TIME WARNER CABLE ARENA  
333 East Trade Street  
Charlotte, NC 28202 • (704) 688-8600

**Steve Clifford**  
Head Coach



## DIRECTORY

**Chairman:** Michael Jordan

**General Manager:** Rich Cho

**Head Coach:** Steve Clifford

**Associate Head Coach:** Stephen Silas

**Assistant Coaches:** Stephen Silas, Pat Delany, Steve

Hetzel, Mike Batiste, Bruce Kruetzer, Eddie Jordan

**Head Athletic Trainer:** Steve Stricker

**Vice President, Communications:** Mike Cristaldi

**Director, Communications:** Josh Rosen

**Senior Manager, Communications:** Brian Travis

## 2017-18 VS. HORNETS (ALL TIMES CENTRAL)

12/11/17	Monday	at OKC	7:00 p.m.
1/3/18	Saturday	at Charlotte	4:00 p.m.

## 2016-17 VS. HORNETS

Date	Site	W/L	Score
1/4/17	Charlotte	L	112-123
4/2/17	OKC	L	101-113

## THUNDER VS. HORNETS ALL-TIME

YEAR	TOTAL
2004-05	2-0
2005-06	1-1
2006-07	2-0
2007-08	0-2
2008-09	1-1
2009-10	1-1
2010-11	2-0
2011-12	1-0
2012-13	2-0
2013-14	2-0
2014-15	2-0
2015-16	2-0
2016-17	0-2
<b>Totals</b>	<b>18-7</b>

## GENERAL INFORMATION

**Home Court:** Spectrum Center (19,077)

**Radio:** WFNZ

Steve Martin, Matt Carroll

**Television:** FOX Sports Southeast

Eric Collins, Dell Curry, Stephanie Ready

**Team Colors:** Purple, Teal, Black, Cool Gray, and Light Blue

## LARGEST WINNING MARGIN

OKC:	27	3/10/12	at OKC	122-95
Charlotte:	13	2/6/06	at Charlotte	106-119

## CURRENT STREAKS VS. HORNETS

SITE	LAST WIN	SCORE	LAST LOSS	SCORE	STREAK
At Home	1/20/16	109-95	4/2/17	101-113	Lost 1
At Charlotte	1/2/16	109-90	1/4/17	112-123	Lost 1
Overall	1/20/16	109-95	4/2/17	101-113	Lost 2

## ALL-TIME OKLAHOMA CITY VS. CHARLOTTE

12/3/08	OKC	@	CHA	L 97-103
4/10/09	OKC	vs	CHA	W 84-81
2008-09 Overall 1-1 Home 1-0 Road 0-1				
12/26/09	OKC	vs	CHA	W 98-91
3/17/10	OKC	@	CHA	L 92-100
2009-10 Overall 1-1 Home 1-0 Road 0-1				
12/21/10	OKC	@	CHA	W 99-81
3/18/11	OKC	vs	CHA	W 99-82
2010-11 Overall 2-0 Home 1-0 Road 1-0				
3/10/12	OKC	vs	CHA	W 122-95
2011-12 Overall 1-0 Home 1-0 Road 0-0				
11/26/12	OKC	vs	CHA	W 114-69
3/8/13	OKC	@	CHA	W 116-94
2012-13 Overall 2-0 Home 1-0 Road 1-0				
12/27/13	OKC	@	CHA	W 89-85
3/2/14	OKC	vs	CHA	W 116-99
2013-14 Overall 2-0 Home 1-0 Road 1-0				
12/26/14	OKC	vs	CHA	W 98-75
2/21/15	OKC	@	CHA	W 110-103
2014-15 Overall 2-0 Home 1-0 Road 1-0				
1/2/16	OKC	@	CHA	W 109-90
1/20/16	OKC	vs	CHA	W 109-95
2015-16 Overall 2-0 Home 1-0 Road 1-0				
1/4/17	OKC	vs	CHA	L 112-123
4/2/17	OKC	@	CHA	L 101-113
2016-17 Overall 0-2 Home 0-1 Road 0-1				





# CHICAGO BULLS

**UNITED CENTER**  
1901 West Madison Street  
Chicago, IL 60612 • 312-455-4000

**Fred Hoiberg**  
Head Coach



## DIRECTORY

**Chairman:** Jerry Reinsdorf  
**Executive Vice President-Basketball Operations:** John Paxson

**General Manager:** Gar Forman

**Head Coach:** Fred Hoiberg

**Associate Head Coach:** Jim Boylen

**Assistant Coaches:** Pete Myers, Randy Brown, Mike Wilhelm, Charlie Henry

**Head Athletic Trainer:** Jeff Tanaka

**Senior Director of Public and Media Relations:** Tim Hallam

**Senior Manager of Public and Media Relations:** Matt Yob

**Manager of Public and Media Relations:** Beth Esler

**Manager of Public and Media Relations:** Kristen Deahl

## GENERAL INFORMATION

**Home Court:** United Center (20,917)

**Radio:** WLS (AM 890)

Chuck Swirsky, Bill Wennington

**Spanish Radio:** WRTO (1200 AM)

Omar Ramos, Matt Moreno

**Television:** WGN (Ch. 9), NBC Sports Chicago

Neil Funk, Stacey King

**Team Colors:** Red, Black, White

## LARGEST WINNING MARGIN

OKC:	36	2/28/70	at Seattle	140-104
Chicago:	33	1/11/69	at Chicago	86-119

## CURRENT STREAKS VS. BULLS

SITE	LAST WIN	SCORE	LAST LOSS	SCORE	STREAK
At Home	3/15/15	109-100	2/1/17	100-128	Lost 1
At Chicago	1/9/17	109-94	11/5/15	98-104	Won 1
Overall	1/9/17	109-94	2/1/17	100-128	Lost 1

## ALL-TIME OKLAHOMA CITY VS. CHICAGO

1/10/09	OKC	@	CHI	W 109-98 (OT)	11/8/12	OKC	@	CHI	W 97-91
3/18/09	OKC	vs	CHI	L 96-103	2/24/13	OKC	vs	CHI	W 102-72
2008-09 Overall 1-1 Home 0-1 Road 1-0									
1/4/10	OKC	@	CHI	W 98-85	12/19/13	OKC	vs	CHI	W 107-95
1/27/10	OKC	vs	CHI	L 86-96	3/17/14	OKC	@	CHI	W 97-85
2009-10 Overall 1-1 Home 0-1 Road 1-0									
10/27/10	OKC	vs	CHI	W 106-95	3/5/15	OKC	@	CHI	L 105-108
12/6/10	OKC	@	CHI	L 90-99	3/15/15	OKC	vs	CHI	W 109-100
2010-11 Overall 1-1 Home 1-0 Road 0-1									
4/1/12	OKC	vs	CHI	W 92-78	11/5/15	OKC	@	CHI	L 98-104
2011-12 Overall 1-0 Home 1-0 Road 0-0									
					12/25/15	OKC	vs	CHI	L 96-105
2015-16 Overall 0-2 Home 0-1 Road 0-1									
1/9/17	OKC	@	CHI	W 109-94	1/9/17	OKC	@	CHI	W 109-94
2/1/17	OKC	vs	CHI	L 100-128	2/1/17	OKC	vs	CHI	L 100-128
2016-17 Overall 1-1 Home 0-1 Road 1-0									

## 2017-18 VS. BULLS (ALL TIMES CENTRAL)

10/28/17	Saturday	at Chicago	7:00 p.m.
11/15/17	Wednesday	at OKC	7:00 p.m.

## 2016-17 VS. BULLS

Date	Site	W/L	Score
1/9/17	Chicago	W	109-94
2/1/17	OKC	L	100-128

## THUNDER VS. BULLS ALL-TIME

YEAR	TOTAL	YEAR	TOTAL
1967-68	5-3	1994-95	2-0
1968-69	3-4	1995-96	1-1
1969-70	3-4	1996-97	0-2
1970-71	2-4	1997-98	1-1
1974-75	0-4	1998-99	1-0
1975-76	3-2	1999-00	1-1
1976-77	2-2	2000-01	2-0
1977-78	2-2	2001-02	1-1
1978-79	4-0	2002-03	2-0
1979-80	4-2	2003-04	2-0
1980-81	1-1	2004-05	1-1
1981-82	1-1	2005-06	2-0
1982-83	2-0	2006-07	0-2
1983-84	2-0	2007-08	0-2
1984-85	0-2	2008-09	1-1
1985-86	1-1	2009-10	1-1
1986-87	0-2	2010-11	1-1
1987-88	1-1	2011-12	1-0
1988-89	0-2	2012-13	2-0
1989-90	1-1	2013-14	2-0
1990-91	0-2	2014-15	1-1
1991-92	0-2	2015-16	0-2
1992-93	0-2	2016-17	1-1
1993-94	1-1	<b>Totals</b>	<b>70-73</b>



# CLEVELAND CAVALIERS

**QUICKEN LOANS ARENA**  
One Center Court  
Cleveland, OH 44115 • 216-420-2000  
216-420-2000

**Tyronn Lue**  
Head Coach



## DIRECTORY

**Majority Owner/Chairman:** Dan Gilbert

**General Manager:** Kobe Altman

**Head Coach:** Tyronn Lue

**Associate Head Coach:** Larry Drew

**Assistant Coaches:** Jim Boylan, Mike Longabardi, James Posey, Damon Jones

**Head Athletic Trainer:** Stephen Spiro

**Senior Vice President, Communications:** Tad Carper

**Director of Basketball Communications:** B.J. Evans

**Basketball Communications Senior Manager:** Jeff Schaefer

**Basketball Communications Coordinator:** Cherome Owens

**Basketball Communications Assistant:** Alyssa Dombrowski

## 2017-18 VS. CAVALIERS (ALL TIMES CENTRAL)

1/20/18	Saturday	at Cleveland	2:30 p.m.
2/13/18	Tuesday	at OKC	7:00 p.m.

## 2016-17 VS. CAVALIERS

Date	Site	W/L	Score
1/19/17	Cleveland	L	91-107
2/9/17	OKC	W	118-109

## THUNDER VS. CAVALIERS ALL-TIME

YEAR	TOTAL	YEAR	TOTAL
1970-71	4-0	1994-95	2-0
1971-72	4-0	1995-96	2-0
1972-73	1-3	1996-97	2-0
1973-74	2-2	1997-98	2-0
1974-75	2-2	1998-99	Did Not Play
1975-76	1-3	1999-00	2-0
1976-77	1-3	2000-01	2-0
1977-78	1-3	2001-02	2-0
1978-79	2-2	2002-03	1-1
1979-80	2-0	2003-04	0-2
1980-81	2-0	2004-05	2-0
1981-82	2-0	2005-06	1-1
1982-83	1-1	2006-07	1-1
1983-84	1-1	2007-08	1-1
1984-85	1-1	2008-09	0-2
1985-86	1-1	2009-10	0-2
1986-87	1-1	2010-11	2-0
1988-89	1-1	2011-12	0-1
1989-90	1-1	2012-13	1-1
1990-91	1-1	2013-14	1-1
1991-92	1-1	2014-15	1-1
1992-93	1-1	2015-16	0-2
1993-94	1-1	2016-17	1-1
		<b>Totals</b>	<b>62-47</b>

## GENERAL INFORMATION

**Home Court:** Quicken Loans Arena (20,562)

**Radio:** WTAM (1100 AM)

John Michael, Jim Chones, Mike Snyder

**Spanish Radio:** LA MEGA (87.7 FM)

Rafael Hernández Brito

**Television:** FOX Sports Ohio

Fred McLeod, Austin Carr, Allie Clifton

**Team Colors:** Wine, Gold

## LARGEST WINNING MARGIN

OKC:	35	11/3/80	at Seattle	118-83
Cleveland:	35	11/26/08	at Cleveland	82-117

## CURRENT STREAKS VS. CAVALIERS

SITE	LAST WIN	SCORE	LAST LOSS	SCORE	STREAK
At Home	2/9/17	118-109	12/17/15	100-104	Won 1
At Cleveland	3/20/14	102-95	1/19/17	91-107	Lost 3
Overall	2/9/17	118-109	1/19/17	91-107	Won 1

## ALL-TIME OKLAHOMA CITY VS. CLEVELAND

11/26/08	OKC	@	CLE	L 82-117	11/11/12	OKC	vs	CLE	W 106-91
12/21/08	OKC	vs	CLE	L 91-102	2/2/13	OKC	@	CLE	L 110-115
2008-09 Overall 0-2 Home 0-1 Road 0-1									
12/13/09	OKC	vs	CLE	L 89-102	2/26/14	OKC	vs	CLE	L 104-114
1/23/10	OKC	@	CLE	L 99-100	3/20/14	OKC	@	CLE	W 102-95
2009-10 Overall 0-2 Home 0-1 Road 0-1									
12/12/10	OKC	vs	CLE	W 106-77	12/11/14	OKC	vs	CLE	W 103-94
3/13/11	OKC	@	CLE	W 95-75	1/25/15	OKC	@	CLE	L 98-108
2010-11 Overall 2-0 Home 1-0 Road 1-0									
3/9/12	OKC	vs	CLE	L 90-96	12/17/15	OKC	@	CLE	L 100-104
2011-12 Overall 0-1 Home 0-1 Road 0-0									
					2/21/16	OKC	vs	CLE	L 92-115
2015-16 Overall 0-2 Home 0-1 Road 0-1									
1/29/17	OKC	@	CLE	L 91-107	1/29/17	OKC	@	CLE	L 91-107
2/9/17	OKC	vs	CLE	W 118-109	2/9/17	OKC	vs	CLE	W 118-109
2016-17 Overall 1-1 Home 1-0 Road 0-1									





# DALLAS MAVERICKS

AMERICAN AIRLINES CENTER  
2500 Victory Avenue  
Dallas, TX 75219 • 214-665-4660

Rick Carlisle  
Head Coach



## DIRECTORY

**Owner:** Mark Cuban  
**President of Basketball Operations/GM:** Donn Nelson  
**Head Coach:** Rick Carlisle  
**Assistant Coaches:** Kaleb Canales, Melvin Hunt, Jamahl Mosley, Darrell Armstrong, Larry Shyatt  
**Head Athletic Trainer:** Casey Smith  
**Vice President of Basketball Communications:** Sarah Melton

## 2017-18 VS. MAVERICKS (ALL TIMES CENTRAL)

11/12/17	Sunday	at OKC	6:00 p.m.
11/25/17	Saturday	at Dallas	7:30 p.m.
12/31/17	Sunday	at OKC	6:00 p.m.
2/28/18	Wednesday	at Dallas	7:30 p.m.

## 2016-17 VS. MAVERICKS

Date	Site	W/L	Score
1/26/17	OKC	W	109-98
3/5/17	Dallas	L	89-104
3/27/17	Dallas	W	92-91

## THUNDER VS. MAVERICKS ALL-TIME

YEAR	TOTAL	YEAR	TOTAL
1980-81	4-1	1999-00	3-1
1981-82	4-1	2000-01	1-3
1982-83	3-2	2001-02	1-3
1983-84	4-1	2002-03	2-2
1984-85	0-5	2003-04	1-3
1985-86	2-3	2004-05	1-3
1986-87	0-5	2005-06	0-3
1987-88	2-3	2006-07	0-4
1988-89	2-2	2007-08	1-3
1989-90	2-2	2008-09	1-2
1990-91	2-2	2009-10	2-2
1991-92	4-0	2010-11	1-2
1992-93	3-1	2011-12	3-1
1993-94	4-0	2012-13	4-0
1994-95	4-0	2013-14	1-2
1995-96	2-2	2014-15	1-3
1996-97	3-1	2015-16	4-0
1997-98	2-2	2016-17	2-1
1998-99	3-0	<b>Totals</b>	<b>79-71</b>

## GENERAL INFORMATION

**Home Court:** American Airlines Center (19,200)  
**Radio:** ESPN Radio (103.3 FM)  
Chuck Cooperstein, Brad Davis  
**Spanish Radio:** ESPN Deportes (1540 AM)  
Victor Villalba  
**Television:** FOX Sports Southwest  
Mark Followill, Derek Harper, Jeff Wade  
**Team Colors:** Blue, Black, Silver

## LARGEST WINNING MARGIN

OKC:	47	11/25/89	at Dallas	117-70
Dallas:	44	4/11/85	at Seattle	80-124

## CURRENT STREAKS VS. MAVERICKS

SITE	LAST WIN	SCORE	LAST LOSS	SCORE	STREAK
At Home	1/26/17	109-98	4/1/15	131-135	Won 3
At Dallas	3/27/17	92-91	3/5/17	89-104	Won 1
Overall	3/27/17	92-91	3/5/17	89-104	Won 1

## ALL-TIME OKLAHOMA CITY VS. DALLAS

12/13/08	OKC	@	DAL	L 99-103	11/6/13	OKC	vs	DAL	W 107-93
2/27/09	OKC	@	DAL	L 108-110 (OT)	3/16/14	OKC	vs	DAL	L 86-109
3/2/09	OKC	vs	DAL	W 96-87	3/25/14	OKC	@	DAL	L 119-128 (OT)
2008-09 Overall 1-2 Home 1-0 Road 0-2									
12/16/09	OKC	vs	DAL	L 86-100	12/28/14	OKC	@	DAL	L 107-112
1/15/10	OKC	@	DAL	L 98-99	2/19/15	OKC	vs	DAL	W 104-89
2/16/10	OKC	vs	DAL	W 99-86	3/16/15	OKC	@	DAL	L 115-119
4/3/10	OKC	@	DAL	W 121-116	4/1/15	OKC	vs	DAL	L 131-135
2009-10 Overall 2-2 Home 1-1 Road 1-1									
11/24/10	OKC	vs	DAL	L 103-111	11/22/15	OKC	vs	DAL	W 117-114
12/27/10	OKC	vs	DAL	L 93-103	1/13/16	OKC	vs	DAL	W 108-89
1/6/11	OKC	@	DAL	W 99-95	1/22/16	OKC	@	DAL	W 109-106
2010-11 Overall 1-2 Home 0-2 Road 1-0									
12/29/11	OKC	vs	DAL	W 104-102	2/24/16	OKC	@	DAL	W 116-103
1/2/12	OKC	@	DAL	L 87-100	2015-16 Overall 4-0 Home 2-0 Road 2-0				
2/1/12	OKC	@	DAL	W 95-86	11/22/15	OKC	vs	DAL	W 117-114
3/5/12	OKC	vs	DAL	W 95-91	1/13/16	OKC	vs	DAL	W 108-89
2011-12 Overall 3-1 Home 2-0 Road 1-1									
12/27/12	OKC	vs	DAL	W 111-105 (OT)	1/22/16	OKC	@	DAL	W 109-106
1/18/13	OKC	@	DAL	W 117-114 (OT)	2/24/16	OKC	@	DAL	W 116-103
2/4/13	OKC	vs	DAL	W 112-91	2015-16 Overall 4-0 Home 2-0 Road 2-0				
3/17/13	OKC	@	DAL	W 107-101	11/22/15	OKC	vs	DAL	W 117-114
2012-13 Overall 4-0 Home 2-0 Road 2-0									
					1/26/17	OKC	vs	DAL	W 109-98
					3/5/17	OKC	@	DAL	L 89-104
					3/27/17	OKC	@	DAL	W 92-91
2016-17 Overall 2-1 Home 1-0 Road 1-1									



# DENVER NUGGETS

PEPSI CENTER  
1000 Chopper Circle  
Denver, CO 80204 • 303-405-1100

Michael Malone  
Head Coach



## DIRECTORY

**Owner:** E. Stanley Kroenke  
**President of Basketball Operations:** Tim Connelly  
**General Manager:** Arturas Karnisovas  
**Head Coach:** Michael Malone  
**Assistant Coaches:** Wes Unseld Jr., Micah Nori, Jordi Fernandez, Ryan Bowen, Bob Weiss  
**Head Athletic Trainer:** Dan Shimensky  
**Director of Media Relations:** Tim Gelt  
**Assistant Director of Media Relations:** Nick O'Hayre

## 2017-18 VS. NUGGETS (ALL TIMES CENTRAL)

11/9/17	Thursday	at Denver	9:30 p.m.
12/18/17	Monday	at OKC	7:00 p.m.
2/1/18	Thursday	at Denver	9:30 p.m.
3/30/18	Friday	at OKC	7:00 p.m.

## 2016-17 VS. NUGGETS

Date	Site	W/L	Score
11/25/15	Denver	W	132-129
1/7/17	OKC	W	121-106
4/9/17	Denver	W	106-105
4/12/17	OKC	L	105-111

## THUNDER VS. NUGGETS ALL-TIME

YEAR	TOTAL	YEAR	TOTAL
1976-77	0-4	1998-99	2-2
1977-78	3-1	1999-00	3-1
1978-79	1-3	2000-01	2-2
1979-80	5-1	2001-02	1-3
1980-81	2-3	2002-03	3-1
1981-82	2-3	2003-04	2-2
1985-86	3-2	2004-05	2-2
1986-87	3-2	2005-06	2-2
1987-88	1-4	2006-07	1-3
1988-89	2-2	2007-08	1-3
1989-90	2-2	2008-09	0-4
1990-91	4-0	2009-10	1-3
1991-92	3-1	2010-11	3-1
1992-93	3-1	2011-12	2-1
1993-94	2-2	2012-13	1-3
1994-95	3-1	2013-14	3-1
1995-96	3-1	2014-15	3-1
1996-97	4-0	2015-16	4-0
1997-98	4-0	2016-17	3-1
		<b>Totals</b>	<b>95 - 76</b>

## GENERAL INFORMATION

**Home Court:** Pepsi Center (19,520)  
**Radio:** Altitude Radio Network  
Jason Kosmicki  
**Television:** Altitude Sports & Entertainment  
Chris Marlowe, Scott Hastings, Ally Sturm  
**Team Colors:** Blue, Gold

## LARGEST WINNING MARGIN

OKC:	47	1/15/91	at Seattle	146-99
Denver:	54	3/16/08	at Denver	116-168

## CURRENT STREAKS VS. NUGGETS

SITE	LAST WIN	SCORE	LAST LOSS	SCORE	STREAK
At Home	1/7/17	121-106	4/12/17	105-111	Lost 1
At Denver	4/9/17	106-105	11/19/14	100-107	Won 3
Overall	4/9/17	106-105	4/12/17	105-111	Lost 1

## ALL-TIME OKLAHOMA CITY VS. DENVER

12/09	OKC	vs	DEN	L 120-122	11/18/13	OKC	vs	DEN	W 115-113
2/4/09	OKC	vs	DEN	L 113-114	12/17/13	OKC	@	DEN	W 105-93
3/11/09	OKC	@	DEN	L 99-112	1/9/14	OKC	@	DEN	L 88-101
4/8/09	OKC	@	DEN	L 112-122	3/24/14	OKC	vs	DEN	W 117-96
2008-09 Overall 0-4 Home 0-2 Road 0-2									
12/14/09	OKC	@	DEN	L 93-102	11/1/14	OKC	vs	DEN	W 102-91
1/29/10	OKC	vs	DEN	W 101-84	11/19/14	OKC	@	DEN	L 100-107
3/3/10	OKC	@	DEN	L 90-119	2/9/15	OKC	@	DEN	W 124-114
4/7/10	OKC	vs	DEN	L 94-98	2/22/15	OKC	vs	DEN	W 119-94
2009-10 Overall 1-3 Home 1-1 Road 0-2									
12/25/10	OKC	vs	DEN	W 114-106	11/1/15	OKC	vs	DEN	W 117-93
1/19/11	OKC	@	DEN	L 107-112	12/27/2015	OKC	vs	DEN	W 122-112
4/5/11	OKC	@	DEN	W 101-94	1/19/2016	OKC	@	DEN	W 110-104
4/7/11	OKC	vs	DEN	W 104-89	4/5/2016	OKC	@	DEN	W 124-102
2010-11 Overall 3-1 Home 2-0 Road 1-1									
2/19/12	OKC	vs	DEN	W 124-118 (OT)	11/25/16	OKC	@	DEN	W 132-129
3/15/12	OKC	@	DEN	W 103-90	1/7/17	OKC	vs	DEN	W 121-106
4/25/12	OKC	vs	DEN	L 101-106	4/9/17	OKC	@	DEN	W 106-105
2011-12 Overall 2-1 Home 1-1 Road 1-0									
1/16/13	OKC	vs	DEN	W 117-97	4/12/17	OKC	vs	DEN	L 105-111
1/20/13	OKC	@	DEN	L 118-121 (OT)	2016-17 Overall 4-0 Home 2-0 Road 2-0				
3/1/13	OKC	@	DEN	L 103-105					
3/19/13	OKC	vs	DEN	L 104-114					
2012-13 Overall 1-3 Home 1-1 Road 0-2									





# DETROIT PISTONS

THE PALACE OF AUBURN HILLS  
6 Championship Dr.  
Auburn Hills, MI 48326 • 248-377-0100

Stan Van Gundy  
Head Coach



## DIRECTORY

**Owner:** Tom Gores  
**President of Basketball Operations/Head Coach:** Stan Van Gundy  
**Associate Head Coach:** Bob Beyer  
**Assistant Coaches:** Malik Allen, Tim Hardaway, Charles Klask, Aaron Gray, Rex Walters  
**Director of Sports Medicine/Head Athletic Trainer:** Jon Ishop  
**Vice President, Public Relations:** Kevin Grigg  
**Senior Director, Public Relations:** Cletus Lewis  
**Manager, Public Relations:** Michelle Fikany  
**Manager, Public Relations:** Michael Horan

## GENERAL INFORMATION

**Home Court:** Little Caesars Arena (20,491)  
**Radio:** WXYT 97.1 FM  
**George Blaha, Mark Champion, Rick Mahorn**  
**Television:** FS Detroit  
**George Blaha, Greg Kelsner**  
**Team Colors:** Red, White, Blue

## LARGEST WINNING MARGIN

OKC: 40 3/12/95 at Detroit 134-94  
Detroit: 31 10/26/70 at Detroit 111-142

## CURRENT STREAKS VS. PISTONS

SITE	LAST WIN	SCORE	LAST LOSS	SCORE	STREAK
At Home	11/26/16	106-88	11/14/14	89-96 (OT)	Won 2
At Detroit	12/7/14	96-94	11/14/16	88-104	Lost 3
Overall	11/26/16	106-88	11/14/16	88-104	Won 1

## ALL-TIME OKLAHOMA CITY VS. DETROIT

12/26/08	OKC	@	DET	L 88-90	11/9/12	OKC	vs	DET	W 105-94
1/16/09	OKC	vs	DET	W 89-79	11/12/12	OKC	@	DET	W 92-90
2008-09 Overall 1-1 Home 1-0 Road 0-1									
10/30/09	OKC	@	DET	W 91-83	11/8/13	OKC	@	DET	W 119-110
12/18/09	OKC	vs	DET	W 109-98	4/16/14	OKC	vs	DET	W 112-111
2009-10 Overall 2-0 Home 1-0 Road 1-0									
10/29/10	OKC	@	DET	W 105-104	11/14/14	OKC	vs	DET	W 89-96 (OT)
3/11/11	OKC	vs	DET	W 104-94	12/7/14	OKC	@	DET	W 96-94
2010-11 Overall 2-0 Home 1-0 Road 1-0									
1/23/12	OKC	vs	DET	W 99-79	11/27/15	OKC	vs	DET	W 103-87
2011-12 Overall 1-0 Home 1-0 Road 0-0									
11/14/16	OKC	@	DET	W 106-88	3/29/16	OKC	@	DET	W 82-88
2015-16 Overall 1-1 Home 1-0 Road 0-1									
11/14/16	OKC	@	DET	W 88-104	11/14/16	OKC	vs	DET	W 106-88
3/29/16	OKC	vs	DET	W 106-88	2016-17 Overall 1-1 Home 1-0 Road 0-1				

## 2017-18 VS. PISTONS (ALL TIMES CENTRAL)

11/24/17 Friday at OKC 7:00 p.m.  
1/28/18 Saturday at Detroit 6:00 p.m.

## 2015-16 VS. PISTONS

Date	Site	W/L	Score
11/14/16	Detroit	L	88-104
11/26/16	OKC	W	106-88

## THUNDER VS. PISTONS ALL-TIME

YEAR	TOTAL	YEAR	TOTAL
1967-68	1-6	1992-93	2-0
1968-69	2-4	1993-94	1-1
1969-70	3-3	1994-95	2-0
1970-71	1-3	1995-96	1-1
1971-72	4-0	1996-97	1-1
1972-73	4-2	1997-98	2-0
1973-74	1-5	1998-99	0-1
1974-75	2-2	1999-00	0-2
1975-76	2-3	2000-01	0-2
1976-77	3-1	2001-02	1-1
1977-78	3-1	2002-03	1-1
1978-79	3-0	2003-04	1-1
1979-80	2-0	2004-05	1-1
1980-81	2-0	2005-06	0-2
1981-82	1-1	2006-07	0-2
1982-83	2-0	2007-08	0-2
1983-84	1-1	2008-09	1-1
1984-85	1-1	2009-10	2-0
1985-86	0-2	2010-11	2-0
1986-87	0-2	2011-12	1-0
1987-88	1-1	2012-13	2-0
1988-89	0-2	2013-14	2-0
1989-90	1-1	2014-15	1-1
1990-91	1-1	2015-16	1-1
1991-92	1-1	2016-17	1-1
		<b>Totals</b>	<b>68-65</b>



# GOLDEN STATE WARRIORS

1011 Broadway  
Oakland, CA 94607 • 510-986-2200

Steve Kerr  
Head Coach



## DIRECTORY

**Owner & CEO:** Joe Lacob  
**Owner:** Peter Guber  
**President, Basketball Operations/General Manager:** Bob Myers  
**Head Coach:** Steve Kerr  
**Assistant Coaches:** Ron Adams, Mike Brown, Jarron Collins  
**Head Athletic Trainer:** Drew Yoder  
**Vice President, Communications:** Raymond Ridder

## 2017-18 VS. WARRIORS (ALL TIMES CENTRAL)

11/22/17 Wednesday at OKC 7:00 p.m.  
2/6/18 Tuesday at Golden State 9:30 p.m.  
2/24/18 Saturday at Golden State 7:30 p.m.  
4/3/18 Tuesday at OKC 7:00 p.m.

## 2016-17 VS. WARRIORS

Date	Site	W/L	Score
11/3/16	Golden State	L	96-122
1/18/17	Golden State	L	100-121
2/11/17	OKC	L	114-130
3/20/17	OKC	L	95-111

## THUNDER VS. WARRIORS ALL-TIME

YEAR	TOTAL	YEAR	TOTAL
1967-68	1-7	1993-94	4-1
1968-69	3-4	1994-95	4-1
1969-70	4-3	1995-96	4-0
1970-71	3-3	1996-97	4-0
1971-72	2-4	1997-98	3-1
1972-73	3-4	1998-99	2-1
1973-74	3-3	1999-00	4-0
1974-75	3-4	2000-01	4-0
1975-76	3-4	2001-02	4-0
1976-77	3-1	2002-03	2-2
1977-78	2-2	2003-04	1-3
1978-79	1-3	2004-05	2-2
1979-80	6-0	2005-06	1-2
1980-81	3-3	2006-07	1-3
1981-82	5-1	2007-08	1-2
1982-83	3-3	2008-09	2-2
1983-84	2-4	2009-10	3-1
1984-85	3-3	2010-11	2-1
1985-86	4-2	2011-12	3-0
1986-87	2-4	2012-13	3-1
1987-88	5-1	2013-14	2-1
1988-89	4-2	2014-15	1-3
1989-90	3-2	2015-16	0-3
1990-91	1-3	2016-17	0-4
1991-92	2-3	<b>Totals</b>	<b>135-108</b>
1992-93	4-1	vs. San Fran.	11-17
		vs. G.S.	124-91

## GENERAL INFORMATION

**Home Court:** ORACLE Arena (19,596)  
**Radio:** KGMZ (95.7 The Game)  
**Tim Roye**  
**Television:** NBC Sports Bay Area  
**Bob Fitzgerald, Jim Barnett,**  
**Team Colors:** Warriors Royal Blue, California Golden Yellow

## LARGEST WINNING MARGIN

OKC: 45 2/14/71 at Seattle 146-101  
Golden State: 36 3/15/75 at Golden State 84-120

## CURRENT STREAKS VS. WARRIORS

SITE	LAST WIN	SCORE	LAST LOSS	SCORE	STREAK
At Home	1/16/15	127-115	3/20/17	95-111	Lost 3
At Golden State	4/11/13	116-97	1/18/17	100-121	Lost 7
Overall	1/16/15	127-115	3/20/17	95-111	Lost 5

## ALL-TIME OKLAHOMA CITY VS. GOLDEN STATE

12/8/08	OKC	vs	GSW	L 102-112	2/6/13	OKC	vs	GSW	W 119-98
12/31/08	OKC	vs	GSW	W 107-100	4/11/13	OKC	@	GSW	W 116-97
1/21/09	OKC	@	GSW	W 122-121	2012-13 Overall 3-1 Home 2-0 Road 1-1				
2/21/09	OKC	@	GSW	L 120-133					
2008-09 Overall 2-2 Home 1-1 Road 1-1					11/14/13	OKC	@	GSW	L 115-116
12/7/09	OKC	vs	GSW	W 104-88	11/29/13	OKC	vs	GSW	W 113-112 (OT)
1/31/10	OKC	vs	GSW	W 112-104	1/17/14	OKC	vs	GSW	W 127-121
2/6/10	OKC	@	GSW	W 104-95	2013-14 Overall 2-1 Home 1-0 Road 1-0				
4/11/10	OKC	@	GSW	L 117-120					
2009-10 Overall 3-1 Home 2-0 Road 1-1					11/23/14	OKC	vs	GSW	L 86-91
12/5/09	OKC	vs	GSW	W 114-109	12/18/14	OKC	@	GSW	L 109-114
2/13/11	OKC	@	GSW	L 94-100	1/5/15	OKC	@	GSW	L 91-117
3/29/11	OKC	vs	GSW	W 115-114 (OT)	1/16/15	OKC	vs	GSW	W 127-115
2010-11 Overall 2-1 Home 2-0 Road 0-1					2014-15 Overall 1-3 Home 1-1 Road 0-2				
1/27/12	OKC	@	GSW	W 120-109	2/6/16	OKC	@	GSW	L 108-116
2/7/12	OKC	@	GSW	W 119-116	2/27/16	OKC	vs	GSW	L 118-121 (OT)
2/17/12	OKC	vs	GSW	W 110-87	3/3/16	OKC	@	GSW	L 106-121
2011-12 Overall 3-0 Home 1-0 Road 2-0					2015-16 Overall 0-3 Home 0-1 Road 0-2				
11/14/16	OKC	@	GSW	W 119-116	11/3/16	OKC	@	GSW	L 96-122
2/7/12	OKC	@	GSW	W 110-87					
3/20/17	OKC	vs	GSW	L 95-111					
2016-17 Overall 0-4 Home 0-2 Road 0-2									





# HOUSTON ROCKETS

TOYOTA CENTER  
1510 Polk Street  
Houston, TX 77002 • 713-758-7200

Mike D'Antoni  
Head Coach



## DIRECTORY

**Owner:** Leslie Alexander  
**General Manager:** Daryl Morey  
**Head Coach:** Mike D'Antoni  
**Assistant Coaches:** Jeff Bzdelik, Roy Rogers, Brett Gunning  
**Head Athletic Trainer:** Jason Biles  
**Senior Director, Media & Player Relations:** Tracey Hughes  
**Manager, Media Relations:** Sean McCloskey  
**Coordinator, Media Relations:** Jenny Zehentner

### 2017-18 VS. ROCKETS (ALL TIMES CENTRAL)

Date	Day	Location	Time
12/25/17	Monday	at Oklahoma City	7:00 p.m.
3/6/18	Tuesday	at Oklahoma City	7:00 p.m.
4/7/18	Saturday	at Houston	7:30 p.m.

### 2016-17 VS. ROCKETS

Date	Site	W/L	Score
11/16/16	OKC	W	105-103
12/9/16	OKC	L	99-102
1/5/17	Houston	L	116-118
3/26/17	Houston	L	125-137

### THUNDER VS. ROCKETS ALL-TIME

YEAR	TOTAL	YEAR	TOTAL
1967-68	5-3	1993-94	2-2
1968-69	3-3	1994-95	4-0
1969-70	2-4	1995-96	4-0
1970-71	1-5	1996-97	1-3
1971-72	3-3	1997-98	3-1
1972-73	2-2	1998-99	1-2
1973-74	3-1	1999-00	3-1
1974-75	3-1	2000-01	2-2
1975-76	2-2	2001-02	2-2
1976-77	1-3	2002-03	2-2
1977-78	4-0	2003-04	3-1
1978-79	2-2	2004-05	1-3
1979-80	1-1	2005-06	1-3
1980-81	1-4	2006-07	0-3
1981-82	3-2	2007-08	0-4
1982-83	4-1	2008-09	0-3
1983-84	2-3	2009-10	1-3
1984-85	2-3	2010-11	3-1
1985-86	2-3	2011-12	2-2
1986-87	4-1	2012-13	2-1
1987-88	2-3	2013-14	3-1
1988-89	2-2	2014-15	0-3
1989-90	2-2	2015-16	2-2
1990-91	2-2	2016-17	1-3
1991-92	3-1	<b>TOTALS</b>	<b>107-100</b>
1992-93	3-1	vs. San Diego	11-17
		vs. Houston	96-83

## GENERAL INFORMATION

**Home Court:** Toyota Center (18,055)  
**Radio:** Sports Talk 790 (KBME 790 AM)  
**Craig Ackerman, Matt Thomas**  
**Spanish Radio:** La Ranchera (KEYH 850 AM)  
**Adrian Chavarria**  
**Television:** AT&T SportsNet  
**Bill Worrell, Matt Bullard, Clyde Drexler, Craig Ackerman**  
**Team Colors:** Red, White, Silver

### LARGEST WINNING MARGIN

OKC:	Score	Date	Location	Score
56	12/6/86	at Houston	136-80	
40	4/13/97	at Houston	73-113	

### CURRENT STREAKS VS. ROCKETS

SITE	LAST WIN	SCORE	LAST LOSS	SCORE	STREAK
At Home	11/16/16	105-103	12/9/16	99-102	Lost 1
At Houston	1/16/14	104-92	3/26/17	125-137	Lost 6
Overall	11/16/16	105-103	3/26/17	125-137	Lost 3

### ALL-TIME OKLAHOMA CITY VS. HOUSTON


Date	Site	W/L	Score
11/1/08	OKC	@	HOU L 77-89
11/17/08	OKC	vs	HOU L 89-100
1/9/09	OKC	vs	HOU L 96-98
2008-09 Overall 0-3 Home 0-2 Road 0-1			
11/6/09	OKC	@	HOU L 94-105
11/29/09	OKC	vs	HOU L 91-100
12/19/09	OKC	@	HOU L 90-95
3/24/10	OKC	vs	HOU W 122-104
2009-10 Overall 1-3 Home 1-1 Road 0-2			
11/17/10	OKC	vs	HOU W 116-99
11/28/10	OKC	@	HOU L 98-99
12/15/10	OKC	vs	HOU W 117-105
1/12/11	OKC	@	HOU W 118-112
2010-11 Overall 3-1 Home 2-0 Road 1-1			
1/6/12	OKC	vs	HOU W 109-94
1/7/12	OKC	@	HOU W 98-95
2/15/12	OKC	@	HOU L 95-96
3/13/12	OKC	vs	HOU L 103-104
2011-12 Overall 2-2 Home 1-1 Road 1-1			
11/28/12	OKC	vs	HOU W 120-98
12/29/12	OKC	@	HOU W 124-94
2/20/13	OKC	@	HOU L 119-122
2012-13 Overall 2-1 Home 1-0 Road 1-1			
12/29/13	OKC	vs	HOU W 117-86
1/16/14	OKC	@	HOU W 104-92
3/11/14	OKC	vs	HOU W 106-98
4/4/14	OKC	@	HOU L 107-111
2013-14 Overall 3-1 Home 2-0 Road 1-1			
11/16/14	OKC	vs	HOU L 65-69
1/15/15	OKC	@	HOU L 101-112
4/5/15	OKC	vs	HOU L 112-115
2014-15 Overall 0-3 Home 0-2 Road 0-1			
11/2/15	OKC	@	HOU L 105-110
1/29/16	OKC	vs	HOU W 116-108
3/22/16	OKC	vs	HOU W 111-107
4/3/16	OKC	@	HOU L 110-118
2015-16 Overall 2-2 Home 2-0 Road 0-2			
11/16/16	OKC	vs	HOU W 105-103
12/9/16	OKC	vs	HOU L 99-102
1/5/17	OKC	@	HOU L 116-118
3/26/17	OKC	@	HOU L 125-137
2016-17 Overall 1-3 Home 1-1 Road 0-2			



# INDIANA PACERS

BANKERS LIFE FIELDHOUSE  
125 S. Pennsylvania St.  
Indianapolis, IN 46204 • 317-917-2500

Nate McMillan  
Head Coach



## DIRECTORY

**Owner, Chairman & CEO:** Herbert Simon  
**President of Basketball Operations:** Kevin Pritchard  
**Head Coach:** Nate McMillan  
**Assistant Coaches:** Bill Bayno, Dan Burke, Popeye Jones  
**Senior Director of Medical Operations/**  
**Head Athletic Trainer:** Josh Corbell  
**Director of Indiana Pacers Media Relations:** David Benner

### 2017-18 VS. PACERS (ALL TIMES CENTRAL)

Date	Day	Location	Time
10/25/17	Wednesday	at OKC	7:00 p.m.
12/13/17	Wednesday	at Indiana	6:00 p.m.

### 2016-17 VS. PACERS

Date	Site	W/L	Score
11/20/16	OKC	L	111-115
2/6/17	Indiana	L	90-93

### THUNDER VS. PACERS ALL-TIME

YEAR	TOTAL	YEAR	TOTAL
1976-77	2-2	1997-98	2-0
1977-78	3-1	1998-99	Did Not Play
1978-79	4-0	1999-00	1-1
1979-80	2-0	2000-01	1-1
1980-81	2-0	2001-02	2-0
1981-82	1-1	2002-03	0-2
1982-83	1-1	2003-04	0-2
1983-84	1-1	2004-05	2-0
1984-85	2-0	2005-06	1-1
1985-86	0-2	2006-07	2-0
1986-87	1-1	2007-08	1-1
1987-88	1-1	2008-09	0-2
1988-89	1-1	2009-10	1-1
1989-90	1-1	2010-11	2-0
1990-91	1-1	2011-12	0-1
1991-92	2-0	2012-13	2-0
1992-93	0-2	2013-14	1-1
1993-94	1-1	2014-15	1-1
1994-95	1-1	2015-16	1-1
1995-96	0-2	<b>Totals</b>	<b>48-35</b>
1996-97	1-1		

## GENERAL INFORMATION

**Home Court:** Bankers Life Fieldhouse (17,923)  
**Radio:** 1070 The Fan/107.5 FM  
**Mark Boyle, Bob Leonard**  
**Television:** FSN Indiana  
**Quinn Buckner, Chris Denari, Jeremiah Johnson**  
**Team Colors:** Navy Blue, Gold

### LARGEST WINNING MARGIN

OKC:	Score	Date	Location	Score
24	12/8/13	at OKC	118-94	
30	10/26/77	at Indiana	120-90	

### CURRENT STREAKS VS. PACERS

SITE	LAST WIN	SCORE	LAST LOSS	SCORE	STREAK
At Home	2/24/15	105-92	11/20/16	111-115	Lost 2
At Indiana	3/19/16	115-111	2/6/17	90-93	Lost 1
Overall	3/19/16	115-111	2/6/17	90-93	Lost 2

### ALL-TIME OKLAHOMA CITY VS. INDIANA

Date	Site	W/L	Score
11/10/08	OKC	@	IND L 99-107
4/5/09	OKC	vs	IND L 99-117
2008-09 Overall 0-2 Home 0-1 Road 0-1			
1/9/10	OKC	vs	IND W 108-102
3/21/10	OKC	@	IND L 101-121
2009-10 Overall 1-1 Home 1-0 Road 0-1			
11/26/10	OKC	@	IND W 110-106 (OT)
3/2/11	OKC	vs	IND W 113-89
2010-11 Overall 2-0 Home 1-0 Road 1-0			
4/6/12	OKC	@	IND L 98-103
2011-12 Overall 0-1 Home 0-0 Road 0-1			
12/9/12	OKC	vs	IND W 104-93
4/5/13	OKC	@	IND W 97-75
2012-13 Overall 2-0 Home 1-0 Road 1-0			
12/8/13	OKC	vs	IND W 118-94
4/13/14	OKC	@	IND L 97-102
2013-14 Overall 1-1 Home 1-0 Road 0-1			
2/24/15	OKC	vs	IND W 105-92
4/12/15	OKC	@	IND L 104-116
2014-15 Overall 1-1 Home 1-0 Road 0-1			
2/19/16	OKC	vs	IND L 98-101
3/19/16	OKC	@	IND W 115-111
2015-16 Overall 1-1 Home 0-1 Road 1-0			
11/20/16	OKC	vs	IND L 111-115
2/6/17	OKC	@	IND L 90-93
2016-17 Overall 0-2 Home 0-1 Road 0-1			





# LOS ANGELES CLIPPERS

LOS ANGELES CLIPPERS TRAINING CENTER

6951 S. Centinela Ave.  
Playa Vista, CA 90094 • (310) 862-6000 Glenn "Doc" Rivers  
Head Coach



## DIRECTORY

**Owner:** Steve Ballmer  
**President, Basketball Operations & Head Coach:**  
Glenn "Doc" Rivers  
**Assistant Coaches:** Mike Woodson, Sam Cassell,  
Brenden O'Connor, Armond Hill, Patrick Sullivan, John Welch  
**Director of Medical Services/Head Athletic Trainer:**  
Jasen Powell  
**Vice President, Basketball Communications:** Seth Burton

### 2017-18 VS. CLIPPERS (ALL TIMES CENTRAL)

11/10/17	Friday	at OKC	8:00 p.m.
1/4/18	Thursday	at L.A.	9:30 p.m.
3/16/18	Friday	at OKC	7:00 p.m.

### 2016-17 VS. CLIPPERS

Date	Site	W/L	Score
11/2/16	L.A.	W	85-83
11/11/16	OKC	L	108-110
12/31/16	OKC	W	114-88
1/16/17	L.A.	L	98-120

### THUNDER VS. CLIPPERS ALL-TIME

YEAR	TOTAL	YEAR	TOTAL
1970-71	3-1	1995-96	4-0
1971-72	4-0	1996-97	3-1
1972-73	2-2	1997-98	4-0
1973-74	2-2	1998-99	3-0
1974-75	1-3	1999-00	3-1
1975-76	2-2	2000-01	4-0
1976-77	1-3	2001-02	3-1
1977-78	3-1	2002-03	3-1
1978-79	2-2	2003-04	4-0
1979-80	3-3	2004-05	1-2
1980-81	1-5	2005-06	1-3
1981-82	5-1	2006-07	2-2
1982-83	6-0	2007-08	1-2
1983-84	3-3	2008-09	1-3
1984-85	4-2	2009-10	2-1
1985-86	3-3	2010-11	2-2
1986-87	4-2	2011-12	1-3
1987-88	5-1	2012-13	3-0
1988-89	4-1	2013-14	2-2
1989-90	2-3	2014-15	1-2
1990-91	3-2	2015-16	3-1
1991-92	3-2	2016-17	2-2
1992-93	4-1	<b>Totals</b>	<b>132-75</b>
1993-94	4-1	vs. Buffalo	18-14
1994-95	5-0	vs. San Diego	20-14
		vs. L.A.	94-47

## GENERAL INFORMATION

**Home Court:** STAPLES Center (19,060)  
**Radio:** AM 570  
Brian Sieman  
**Spanish Radio:** ESPN Deportes (1330 AM)  
Armando Garcia  
**Television:** Prime Ticket  
Ralph Lawler, Michael Smith  
**Team Colors:** Red, White, Blue, Black

### LARGEST WINNING MARGIN

OKC: 50 12/2/88 at Seattle 154-104  
L.A. Clippers: 30 11/3/04 at Los Angeles 84-114

### CURRENT STREAKS VS. CLIPPERS

SITE	LAST WIN	SCORE	LAST LOSS	SCORE	STREAK
At Home	12/31/16	114-88	11/11/16	108-110	Won 1
At L.A.	11/2/16	85-83	1/16/17	98-120	Lost 1
Overall	12/31/16	114-88	1/16/17	98-120	Lost 1

### ALL-TIME OKLAHOMA CITY VS. L.A. CLIPPERS

11/19/08	OKC	vs	LAC	L 88-108
12/16/08	OKC	vs	LAC	L 88-98
1/23/09	OKC	@	LAC	L 104-107
4/15/09	OKC	@	LAC	W 126-85
2008-09 Overall 1-3 Home 0-2 Road 1-1				
11/11/09	OKC	@	LAC	W 83-79
11/15/09	OKC	vs	LAC	L 93-101
3/5/10	OKC	@	LAC	W 104-87
2009-10 Overall 2-1 Home 0-1 Road 2-0				
11/3/10	OKC	@	LAC	L 92-107
2/22/11	OKC	vs	LAC	W 111-88
4/2/11	OKC	@	LAC	L 92-98
4/6/11	OKC	vs	LAC	W 112-108
2010-11 Overall 2-2 Home 2-0 Road 0-2				
1/30/12	OKC	@	LAC	L 100-112
3/21/12	OKC	vs	LAC	W 114-91
4/11/12	OKC	vs	LAC	L 98-100
4/16/12	OKC	@	LAC	L 77-92
2011-12 Overall 1-3 Home 1-1 Road 0-2				
11/21/12	OKC	vs	LAC	W 117-111 (OT)
1/22/13	OKC	@	LAC	W 109-97
3/3/13	OKC	@	LAC	W 108-104
2012-13 Overall 3-0 Home 1-0 Road 2-0				
11/13/13	OKC	@	LAC	L 103-111
11/21/13	OKC	vs	LAC	W 105-91
2/23/14	OKC	vs	LAC	L 117-125
4/9/14	OKC	@	LAC	W 107-101
2013-14 Overall 2-2 Home 1-1 Road 1-1				
10/30/14	OKC	@	LAC	L 90-93
2/8/15	OKC	vs	LAC	W 131-108
3/11/15	OKC	vs	LAC	L 108-120
2014-15 Overall 1-2 Home 1-1 Road 0-1				
12/21/15	OKC	@	LAC	W 100-99
3/2/16	OKC	@	LAC	L 98-103
3/9/16	OKC	vs	LAC	W 120-108
3/31/16	OKC	vs	LAC	W 119-117
2015-16 Overall 3-1 Home 2-0 Road 1-1				
11/2/16	OKC	@	LAC	W 85-83
11/11/16	OKC	vs	LAC	L 108-110
12/31/16	OKC	vs	LAC	W 114-88
1/16/17	OKC	@	LAC	L 98-120
2016-17 Overall 2-2 Home 1-1 Road 1-1				



# LOS ANGELES LAKERS

555 N. Nash St.  
El Segundo, CA 90245 • 310-426-6000

Luke Walton  
Head Coach



## DIRECTORY

**President/Governor:** Jeanie Buss  
**President, Basketball Operations:** Magic Johnson  
**General Manager:** Rob Pelinka  
**Head Coach:** Luke Walton  
**Associate Head Coach:** Brian Shaw  
**Assistant Coaches:** Brian Keefe, Jesse Mermuys,  
Mark Madsen, Jed Buechler, Miles Simon  
**Athletic Trainer:** Marco Nunez  
**Director, Media Relations:** Alison Bogli

### 2016-17 VS. LAKERS (ALL TIMES CENTRAL)

1/3/18	Wednesday	at L.A.	9:30 p.m.
1/17/18	Wednesday	at OKC	7:00 p.m.
2/4/18	Sunday	at OKC	1:00 p.m.
2/8/18	Thursday	at L.A.	9:30 p.m.

### 2015-16 VS. LAKERS

Date	Site	W/L	Score
10/30/16	OKC	W	113-96
11/22/16	L.A.	L	109-111
2/24/17	OKC	W	110-93

### THUNDER VS. LAKERS ALL-TIME

YEAR	TOTAL	YEAR	TOTAL
1967-68	4-4	1992-93	4-1
1968-69	1-5	1993-94	5-0
1969-70	0-6	1994-95	1-4
1970-71	2-4	1995-96	2-2
1971-72	1-5	1996-97	1-3
1972-73	0-6	1997-98	3-1
1973-74	3-4	1998-99	2-2
1974-75	6-2	1999-00	1-3
1975-76	3-3	2000-01	4-0
1976-77	1-3	2001-02	1-3
1977-78	3-1	2002-03	2-2
1978-79	2-2	2003-04	1-3
1979-80	2-4	2004-05	3-1
1980-81	0-6	2005-06	1-2
1981-82	2-4	2006-07	1-3
1982-83	1-5	2007-08	0-4
1983-84	3-3	2008-09	0-3
1984-85	3-3	2009-10	1-3
1985-86	2-4	2010-11	1-2
1986-87	2-4	2011-12	2-1
1987-88	2-4	2012-13	3-1
1988-89	2-4	2013-14	3-1
1989-90	0-4	2014-15	3-0
1990-91	2-3	2015-16	4-0
1991-92	4-1	<b>Totals</b>	<b>100-139</b>

## GENERAL INFORMATION

**Home Court:** STAPLES Center (18,997)  
**Radio:** ESPNLA Radio (710 AM)  
John Ireland, Mychal Thompson  
**Spanish Radio:** ESPN Deportes (1330 AM)  
Fernando Gonzalez, Jose "Pepe" Mantilla  
**Television:** Spectrum SportsNet  
Bill McDonald, Stu Lantz  
**Spanish Television:** Spectrum Deportes  
Adrian Garcia Marquez, Francisco Pinto  
**Team Colors:** Purple, Gold

### LARGEST WINNING MARGIN

OKC: 40 12/19/15 at Oklahoma City 118-78  
L.A. Lakers: 38 2/2/68 at Los Angeles 113-151

### CURRENT STREAKS VS. LAKERS

SITE	LAST WIN	SCORE	LAST LOSS	SCORE	STREAK
At Home	2/24/17	110-93	2/27/11	87-90	Won 10
At L.A.	1/8/16	117-113	11/22/16	109-111	Lost 1
Overall	2/24/17	110-93	11/22/16	109-111	Won 1

### ALL-TIME OKLAHOMA CITY VS. L.A. LAKERS

2/10/09	OKC	@	LAL	L 98-105
2/24/09	OKC	vs	LAL	L 93-107
3/24/09	OKC	vs	LAL	L 89-107
2008-09 Overall 0-3 Home 0-2 Road 0-1				
11/3/09	OKC	vs	LAL	L 98-101 (OT)
11/22/09	OKC	@	LAL	L 85-101
12/22/09	OKC	@	LAL	L 108-111
3/26/10	OKC	vs	LAL	W 91-75
2009-10 Overall 1-3 Home 1-1 Road 0-2				
1/17/11	OKC	@	LAL	L 94-101
2/27/11	OKC	@	LAL	L 87-90
4/10/11	OKC	@	LAL	W 120-106
2010-11 Overall 1-2 Home 0-1 Road 1-1				
2/23/12	OKC	vs	LAL	W 100-85
3/29/12	OKC	@	LAL	W 102-93
4/22/12	OKC	@	LAL	L 106-114 (2OT)
2011-12 Overall 2-1 Home 1-0 Road 1-1				
12/7/12	OKC	vs	LAL	W 114-108
1/11/13	OKC	@	LAL	W 116-101
1/27/13	OKC	@	LAL	L 96-105
3/5/13	OKC	vs	LAL	W 122-105
2012-13 Overall 3-1 Home 2-0 Road 1-1				
12/13/13	OKC	vs	LAL	W 122-97
2/13/14	OKC	@	LAL	W 107-103
3/9/14	OKC	@	LAL	L 110-114
3/13/14	OKC	vs	LAL	W 131-102
2013-14 Overall 3-1 Home 2-0 Road 1-1				
12/19/14	OKC	@	LAL	W 104-103
3/1/15	OKC	@	LAL	W 108-101
3/24/15	OKC	vs	LAL	W 127-117
2014-15 Overall 3-0 Home 1-0 Road 2-0				
12/19/15	OKC	vs	LAL	W 118-78
12/23/15	OKC	@	LAL	W 120-85
1/8/16	OKC	@	LAL	W 117-113
4/11/16	OKC	vs	LAL	W 112-79
2015-16 Overall 4-0 Home 2-0 Road 2-0				
10/30/16	OKC	vs	LAL	W 113-96
11/22/16	OKC	@	LAL	L 109-111
3/24/17	OKC	vs	LAL	W 110-93
2016-17 Overall 2-1 Home 2-0 Road 0-1				





# MEMPHIS GRIZZLIES

FEDEXFORUM  
191 Beale Street  
Memphis, TN 38103 • 901-205-1234

David Fizdale  
Head Coach



## DIRECTORY

**Controlling Owner:** Robert J. Pera  
**General Manager:** Chris Wallace  
**Head Coach:** David Fizdale  
**Associate Head Coach:** J.B. Bickerstaff  
**Assistant Coaches:** Keith Smart, Bob Bender, Nick Van Exel, Adam Mazarei  
**Head Athletic Trainer:** Jim Scholler  
**Director of Communications and Publications:**  
Jason Wallace  
**Manager of Communications and Publications:**  
Ross Wooden  
**Coordinator, Communications and Publications:**  
Geoff Langham  
**Coordinator, Communications and Publications:**  
Maggie Yang

### 2017-18 VS. GRIZZLIES (ALL TIMES CENTRAL)

12/9/17	Saturday	at Memphis	8:00 p.m.
2/11/18	Sunday	at OKC	6:00 p.m.
2/14/18	Wednesday	at Memphis	7:00 p.m.
4/11/18	Wednesday	at OKC	7:00 p.m.

### 2016-17 VS. GRIZZLIES

Date	Site	W/L	Score
12/29/16	Memphis	L	80-114
1/11/17	OKC	W	103-95
2/3/17	OKC	W	114-102
4/5/17	Memphis	W	103-100

### THUNDER VS. GRIZZLIES ALL-TIME

YEAR	TOTAL	YEAR	TOTAL
1995-96	3-1	2007-08	1-3
1996-97	4-0	2008-09	3-1
1997-98	4-0	2009-10	2-1
1998-99	2-1	2010-11	1-3
1999-00	4-0	2011-12	3-1
2000-01	3-1	2012-13	1-2
2001-02	4-0	2013-14	3-1
2002-03	3-1	2014-15	1-3
2003-04	3-1	2015-16	2-1
2004-05	3-0	2016-17	3-1
2005-06	1-3	<b>Totals</b>	<b>56-26</b>
2006-07	2-1	vs. Vancouver	20-3
		vs. Memphis	36-23

### LARGEST WINNING MARGIN

OKC:	40	4/3/98	at Vancouver	138-98
Memphis:	34	12/29/16	at Memphis	80-114

### CURRENT STREAKS VS. GRIZZLIES

SITE	LAST WIN	SCORE	LAST LOSS	SCORE	STREAK
At Home	2/3/17	114-102	11/7/14	89-91	Won 4
At Memphis	4/5/17	103-100	12/29/16	80-114	Won 1
Overall	4/5/17	103-100	12/29/16	80-114	Won 3

### ALL-TIME OKLAHOMA CITY VS. MEMPHIS

11/29/08	OKC	@	MEM	W 111-103	11/14/12	OKC	vs	MEM	L 97-107
12/10/08	OKC	vs	MEM	L 102-108	1/31/13	OKC	vs	MEM	W 106-89
1/28/09	OKC	vs	MEM	W 114-102 (OT)	3/20/13	OKC	@	MEM	L 89-90 (OT)
2/28/09	OKC	@	MEM	W 99-92	2012-13	Overall 1-2	Home 1-1	Road 0-1	
2008-09	Overall 3-1	Home 1-1	Road 2-0		12/11/13	OKC	@	MEM	W 116-100
12/11/09	OKC	@	MEM	W 102-94	1/14/14	OKC	@	MEM	L 87-90
1/22/10	OKC	@	MEM	L 84-86	2/3/14	OKC	vs	MEM	W 86-77
4/14/10	OKC	vs	MEM	W 114-105	2/28/14	OKC	vs	MEM	W 113-107
2009-10	Overall 2-1	Home 1-0	Road 1-1		2013-14	Overall 3-1	Home 2-0	Road 1-1	
1/4/11	OKC	@	MEM	L 105-110	11/7/14	OKC	vs	MEM	L 89-91
1/8/11	OKC	vs	MEM	W 109-100	1/31/15	OKC	@	MEM	L 74-85
2/8/11	OKC	vs	MEM	L 101-105 (OT)	2/11/15	OKC	vs	MEM	W 105-89
3/7/11	OKC	@	MEM	L 101-107	4/3/15	OKC	@	MEM	L 92-100
2010-11	Overall 1-3	Home 1-1	Road 0-2		2014-15	Overall 1-3	Home 1-1	Road 0-2	
12/28/11	OKC	@	MEM	W 98-95	11/16/15	OKC	@	MEM	L 114-122
1/10/12	OKC	@	MEM	W 100-95	12/8/15	OKC	@	MEM	W 125-88
2/3/12	OKC	vs	MEM	W 101-94	1/6/2016	OKC	vs	MEM	W 112-94
4/2/12	OKC	vs	MEM	L 88-94	2015-16	Overall 2-1	Home 1-0	Road 1-1	
2011-12	Overall 3-1	Home 1-1	Road 2-0		12/19/16	OKC	@	MEM	L 80-114
					1/11/17	OKC	vs	MEM	W 103-95
					2/3/17	OKC	vs	MEM	W 114-102
					4/5/17	OKC	@	MEM	W 103-100
					2016-17	Overall 3-1	Home 2-0	Road 1-1	



# MIAMI HEAT

AMERICAN AIRLINES ARENA  
601 Biscayne Blvd.  
Miami, FL 33132 • 786-777-4328

Erik Spoelstra  
Head Coach



## DIRECTORY

**Managing General Partner:** Micky Arison  
**President:** Pat Riley  
**Head Coach:** Erik Spoelstra  
**Assistant Coaches:** Dan Craig, Juwan Howard  
**Head Athletic Trainer:** Jay Sabol  
**Vice President, Sports Media Relations:** Tim Donovan

### 2017-18 VS. HEAT (ALL TIMES CENTRAL)

3/23/18	Friday	at Miami	7:00 p.m.
4/9/18	Monday	at OKC	6:30 p.m.

### 2016-17 VS. HEAT

Date	Site	W/L	Score
11/7/16	OKC	W	97-85
12/27/16	Miami	W	106-94

## GENERAL INFORMATION

**Home Court:** American Airlines Arena (19,600)  
**Radio:** 790 The Ticket (AM 790/FM 104.3 HD-2)  
Mike Inglis, John Crotty, Jonathan Zaslow, Tommy Tighe, Ron Rothstein  
**Spanish Radio:** WAQI (710 AM)  
Jose Paneda, Joe Pujala  
**Television:** FOX Sports Sun  
Eric Reid, Tony Fiorentino, Jason Jackson, John Crotty, Will Manso, Ron Rothstein  
**Team Colors:** Red, Yellow, Black, White

### THUNDER VS. HEAT ALL-TIME

YEAR	TOTAL	YEAR	TOTAL
1988-89	4-0	2003-04	0-2
1989-90	2-0	2004-05	2-0
1990-91	2-0	2005-06	0-2
1991-92	1-1	2006-07	0-2
1992-93	1-1	2007-08	1-1
1993-94	1-1	2008-09	0-2
1994-95	2-0	2009-10	2-0
1995-96	2-0	2010-11	1-1
1996-97	2-0	2011-12	1-1
1997-98	2-0	2012-13	0-2
1998-99	Did Not Play	2013-14	1-1
1999-00	1-1	2014-15	2-0
2000-01	1-1	2015-16	1-1
2001-02	0-2	2016-17	2-0
2002-03	2-0	<b>Totals</b>	<b>36-22</b>

### LARGEST WINNING MARGIN

OKC:	32	1/12/96	at Seattle	113-81
Miami:	22	2/20/14	at OKC	81-103

### CURRENT STREAKS VS. HEAT

SITE	LAST WIN	SCORE	LAST LOSS	SCORE	STREAK
At Home	11/7/16	97-85	2/20/14	81-103	Won 3
At Miami	12/27/16	106-94	12/3/15	95-97	Won 1
Overall	12/27/16	106-94	12/3/15	95-97	Won 3

### ALL-TIME OKLAHOMA CITY VS. MIAMI

12/6/08	OKC	@	MIA	L 99-105	12/25/12	OKC	@	MIA	L 97-103
1/18/09	OKC	vs	MIA	L 94-104	2/14/13	OKC	vs	MIA	L 100-110
2008-09	Overall 0-2	Home 0-1	Road 0-1		2012-13	Overall 0-2	Home 0-1	Road 0-1	
11/17/09	OKC	@	MIA	W 100-87	1/29/14	OKC	@	MIA	W 112-95
1/16/10	OKC	vs	MIA	W 98-80	2/20/14	OKC	vs	MIA	L 81-103
2009-10	Overall 2-0	Home 1-0	Road 1-0		2013-14	Overall 1-1	Home 0-1	Road 1-0	
1/30/11	OKC	@	MIA	L 103-108	1/20/15	OKC	@	MIA	W 94-86
3/16/11	OKC	vs	MIA	W 96-85	3/22/15	OKC	vs	MIA	W 93-75
2010-11	Overall 1-1	Home 0-1	Road 1-0		2014-15	Overall 2-0	Home 1-0	Road 1-0	
3/25/12	OKC	@	MIA	W 103-87	12/3/15	OKC	@	MIA	L 95-97
4/4/12	OKC	vs	MIA	L 93-98	1/17/16	OKC	vs	MIA	W 99-74
2011-12	Overall 1-1	Home 1-0	Road 0-1		2015-16	Overall 1-1	Home 1-0	Road 0-1	
					11/7/16	OKC	vs	MIA	W 97-85
					12/27/16	OKC	@	MIA	W 106-94
					2016-17	Overall 2-0	Home 1-0	Road 1-0	





# MILWAUKEE BUCKS

BMO HARRIS BRADLEY CENTER  
1001 N. Fourth Street  
Milwaukee, WI 53203 • 414-227-0500

Jason Kidd  
Head Coach



## DIRECTORY

**Owners:** Wes Edens, Marc Lasry, and Jamie Dinan  
**General Manager:** John Hammond  
**Head Coach:** Jason Kidd  
**Assistant Coaches:** Joe Prunty, Eric Hughes, Greg Foster, Sean Sweeney, Stacey Augmon  
**Head Athletic Trainer:** Scott Faust  
**Vice President of Public Relations:** Dan Smyczek  
**Public Relations Assistant:** Eric Kohlbeck

## 2016-17 VS. BUCKS (ALL TIMES CENTRAL)

1/2/17	Monday	at Milwaukee	6:00 p.m.
4/4/17	Tuesday	at Oklahoma City	7:00 p.m.

## 2015-16 VS. BUCKS

Date	Site	W/L	Score
12/29/15	OKC	W	131-123
3/6/16	Milwaukee	W	104-96

## THUNDER VS. BUCKS ALL-TIME

YEAR	TOTAL	YEAR	TOTAL
1968-69	5-3	1992-93	2-0
1969-70	1-5	1993-94	2-0
1970-71	1-5	1994-95	2-0
1971-72	0-6	1995-96	2-0
1972-73	1-5	1996-97	1-1
1973-74	2-4	1997-98	1-1
1974-75	3-1	1998-99	0-1
1975-76	3-2	1999-00	1-1
1976-77	3-1	2000-01	2-0
1977-78	3-1	2001-02	2-0
1978-79	2-2	2002-03	1-1
1979-80	4-2	2003-04	1-1
1980-81	0-2	2004-05	1-1
1981-82	2-0	2005-06	1-1
1982-83	2-0	2006-07	1-1
1983-84	1-1	2007-08	1-1
1984-85	0-2	2008-09	0-2
1985-86	0-2	2009-10	1-1
1986-87	0-2	2010-11	1-1
1987-88	1-1	2011-12	1-0
1988-89	1-1	2012-13	1-1
1989-90	0-2	2013-14	2-0
1989-90	0-2	2014-15	1-1
1990-91	1-1	2015-16	2-0
1991-92	1-1	<b>Totals</b>	<b>68-67</b>

## GENERAL INFORMATION

**Home Court:** BMO Harris Bradley Center (18,717)  
**Radio:** 620 WTMJ  
Ted Davis, Dennis Krause  
**Television:** FOX Sports Wisconsin  
Jim Paschke, Gus Johnson, Marques Johnson, Jon McGlocklin  
**Team Colors:** Good Land Green, Cream City Cream, Great Lakes Blue, Bucks Black

## LARGEST WINNING MARGIN

OKC:	31	1/22/91	at Seattle	132-101
Milwaukee:	44	12/19/72	at Milwaukee	77-121

## CURRENT STREAKS VS. BUCKS

SITE	LAST WIN	SCORE	LAST LOSS	SCORE	STREAK
At Home	12/29/15	131-123	4/17/13	89-95	Won 3
At Milwaukee	3/6/16	104-96	11/11/14	78-85	Won 1
Overall	3/6/16	104-96	11/11/14	78-85	Won 3

## ALL-TIME OKLAHOMA CITY VS. MILWAUKEE

10/29/08	OKC	@	MIL	L 87-98	3/30/13	OKC	@	MIL	W 109-99
4/11/09	OKC	vs	MIL	L 98-115	4/17/13	OKC	vs	MIL	L 89-95
2008-09 Overall 0-2 Home 0-1 Road 0-1					2012-13 Overall 1-1 Home 0-1 Road 1-0				
11/27/09	OKC	@	MIL	W 108-90	11/16/13	OKC	@	MIL	W 92-79
12/10	OKC	vs	MIL	L 97-103 (OT)	1/11/14	OKC	vs	MIL	W 101-85
2009-10 Overall 1-1 Home 1-0 Road 0-1					2013-14 Overall 2-0 Home 1-0 Road 1-0				
11/20/10	OKC	@	MIL	W 82-81	11/11/14	OKC	@	MIL	L 78-85
4/13/11	OKC	vs	MIL	L 106-110 (OT)	12/9/14	OKC	vs	MIL	W 114-101
2010-11 Overall 1-1 Home 0-1 Road 1-0					2014-15 Overall 1-1 Home 1-0 Road 0-1				
4/9/12	OKC	@	MIL	W 109-89	12/29/15	OKC	vs	MIL	W 131-123
2011-12 Overall 1-0 Home 0-0 Road 1-0					3/6/16	OKC	@	MIL	W 104-96
					2015-16 Overall 2-0 Home 1-0 Road 1-0				



# MINNESOTA TIMBERWOLVES

TARGET CENTER  
600 First Avenue North  
Minneapolis, MN 55403 • 612-673-1600

Tom Thibodeau  
Head Coach



## DIRECTORY

**Owner:** Glen Taylor  
**President of Basketball Operations/Head Coach:** Tom Thibodeau  
**Assistant Coaches:** Andy Greer, Ryan Saunders, Rick Brunson  
**Director of Medical Operations/Head Athletic Trainer:** Gregg Farnam  
**Vice President of Communications:** Brad Ruiter  
**Senior Public Relations Manager:** Aaron Seehusen  
**Communications Manager:** Dan Bell  
**Public Relations Coordinator:** Alex King

## 2016-17 VS. TIMBERWOLVES (ALL TIMES CENTRAL)

11/5/16	Saturday	at Oklahoma City	5:00 p.m.
12/25/16	Sunday	at Oklahoma City	7:00 p.m.
1/13/17	Friday	at Minnesota	7:00 p.m.
4/11/17	Tuesday	at Minnesota	7:00 p.m.

## 2015-16 vs. TIMBERWOLVES

Date	Site	W/L	Score
1/12/16	Minnesota	W	101-96
1/15/16	OKC	W	113-93
1/27/16	Minnesota	W	126-123
3/11/16	OKC	L	96-99

## GENERAL INFORMATION

**Home Court:** Target Center (19,356)  
**Radio:** WCCO-AM 830  
Alan Horton  
**Television:** Fox Sports North  
Dave Benz, Jim Peterson  
**Team Colors:** Blue, Green, Silver

## THUNDER VS. TIMBERWOLVES ALL-TIME

YEAR	TOTAL	YEAR	TOTAL
1989-90	3-1	2003-04	1-3
1990-91	2-2	2004-05	3-1
1991-92	4-0	2005-06	2-2
1992-93	4-0	2006-07	3-1
1993-94	4-0	2007-08	3-1
1994-95	4-0	2008-09	2-2
1995-96	4-0	2009-10	4-0
1996-97	4-0	2010-11	4-0
1997-98	3-1	2011-12	3-0
1998-99	1-2	2012-13	2-2
1999-00	2-2	2013-14	3-1
2000-01	1-3	2014-15	4-0
2001-02	2-2	2015-16	3-1
2002-03	2-2	<b>Totals</b>	<b>77-29</b>

## LARGEST WINNING MARGIN

OKC:	37	2/14/96	at Seattle	130-93
	37	12/5/92	at Seattle	124-87
Minnesota:	42	1/7/09	at Minnesota	87-129

## CURRENT STREAKS VS. TIMBERWOLVES

At Home	1/15/16	113-93	3/11/16	96-99	Lost 1
At Minnesota	1/27/16	126-123	11/1/13	81-100	Won 5
Overall	1/27/16	126-123	11/1/13	81-100	Lost 1

## ALL-TIME OKLAHOMA CITY VS. MINNESOTA

11/2/08	OKC	vs	MIN	W 88-85	12/20/12	OKC	@	MIN	L 93-99
11/28/08	OKC	vs	MIN	L 103-105	1/9/13	OKC	vs	MIN	W 106-84
1/7/09	OKC	@	MIN	L 87-129	2/22/13	OKC	vs	MIN	W 127-111
3/22/09	OKC	@	MIN	W 97-90	3/29/13	OKC	@	MIN	L 93-101
2008-09 Overall 2-2 Home 1-1 Road 1-1					2012-13 Overall 2-2 Home 2-0 Road 0-2				
1/20/10	OKC	@	MIN	W 94-92	11/1/13	OKC	@	MIN	L 81-100
2/21/10	OKC	@	MIN	W 109-107	12/1/13	OKC	vs	MIN	W 113-103
2/26/10	OKC	vs	MIN	W 109-92	1/4/14	OKC	@	MIN	W 115-111
4/4/10	OKC	vs	MIN	W 116-108	2/5/14	OKC	vs	MIN	W 106-97
2009-10 Overall 4-0 Home 2-0 Road 2-0					2013-14 Overall 3-1 Home 2-0 Road 1-1				
11/22/10	OKC	vs	MIN	W 117-107	12/12/14	OKC	@	MIN	W 111-92
12/8/10	OKC	@	MIN	W 111-103	1/26/15	OKC	vs	MIN	W 92-84
1/26/11	OKC	@	MIN	W 118-117 (OT)	3/13/15	OKC	vs	MIN	W 113-99
3/25/11	OKC	vs	MIN	W 111-103	4/15/15	OKC	@	MIN	W 138-113
2010-11 Overall 4-0 Home 2-0 Road 2-0					2014-15 Overall 4-0 Home 2-0 Road 2-0				
12/26/11	OKC	@	MIN	W 104-100	1/12/16	OKC	@	MIN	W 101-96
3/23/12	OKC	vs	MIN	W 149-140 (2OT)	1/15/2016	OKC	vs	MIN	W 113-93
4/14/12	OKC	@	MIN	W 115-110	1/27/2016	OKC	@	MIN	W 126-123
2011-12 Overall 3-0 Home 1-0 Road 2-0					3/11/2016	OKC	vs	MIN	L 96-99
					2015-16 Overall 3-1 Home 1-1 Road 2-0				





# NEW ORLEANS PELICANS

5800 Airline Drive  
Metairie, LA 70003 • 504-593-4700

Alvin Gentry  
Head Coach



## DIRECTORY

**Owner:** Tom Benson  
**General Manager:** Dell Demps  
**Head Coach:** Alvin Gentry  
**Assistant Coaches:** Darren Erman, Chris Finch, Fred Vinson, Kevin Hanson, Janelle McMillan, Elvis Valcarcel  
**Head Athletic Trainer:** Duane Brooks  
**Director of Basketball Communications:** Matt Ryan  
**Basketball Communications Manager:** Will McClaran  
**Basketball Communications Coordinator:** Chris Trahan

### 2017-18 VS. PELICANS (ALL TIMES CENTRAL)

11/20/17	Monday	at New Orleans	7:00 p.m.
2/2/18	Friday	at OKC	8:00 p.m.
4/1/18	Sunday	at New Orleans	5:00 p.m.

### 2016-17 VS. PELICANS

Date	Site	W/L	Score
12/4/16	OKC	W	101-92
12/21/16	New Orleans	W	121-110
1/25/17	New Orleans	W	114-105
2/26/17	OKC	W	118-110

## GENERAL INFORMATION

**Home Court:** Smoothie King Center (16,867)  
**Radio:** WRNO (99.5 FM)  
Sean Kelley, John DeShazier  
**Television:** Fox Sports New Orleans  
Joel Myers, David Wesley, Jen Hale  
**Team Colors:** Blue, Gold, Red

### LARGEST WINNING MARGIN

OKC:	40	11/7/89	at Seattle	128-88
New Orleans:	31	1/16/08	at New Orleans	92-123

### CURRENT STREAKS VS. PELICANS

SITE	LAST WIN	SCORE	LAST LOSS	SCORE	STREAK
At Home	2/26/17	118-110	2/6/15	113-116	Won 4
At New Orleans	1/25/17	114-105	2/25/16	119-123	Won 2
Overall	2/26/17	118-110	2/25/16	119-123	Won 4

### ALL-TIME OKLAHOMA CITY VS. NEW ORLEANS

11/21/08	OKC	vs	NOH	L 80-105	11/16/12	OKC	@	NOH	W 110-95
11/22/08	OKC	@	NOH	L 97-109	12/1/12	OKC	@	NOH	W 100-79
2/17/09	OKC	vs	NOH	L 98-100	12/12/12	OKC	vs	NOH	W 92-88
3/7/09	OKC	@	NOH	L 90-108	2/27/13	OKC	vs	NOH	W 119-74
2008-09 Overall 0-4 Home 0-2 Road 0-2					2012-13 Overall 4-0 Home 2-0 Road 2-0				
1/6/10	OKC	vs	NOH	L 92-97	12/6/13	OKC	@	NOH	W 109-95
2/3/10	OKC	@	NOH	W 103-99	4/11/14	OKC	vs	NOH	W 116-94
3/10/10	OKC	vs	NOH	W 98-83	4/14/14	OKC	@	NOH	L 89-101
2009-10 Overall 2-1 Home 1-1 Road 1-0					2013-14 Overall 2-1 Home 1-0 Road 1-1				
11/29/10	OKC	vs	NOH	W 95-89	12/2/14	OKC	@	NOH	L 104-112
12/10/10	OKC	@	NOH	W 97-92	12/21/14	OKC	vs	NOH	L 99-101
1/24/11	OKC	@	NOH	L 89-91	2/4/15	OKC	@	NOH	W 102-91
2/2/11	OKC	vs	NOH	W 104-93	2/6/15	OKC	vs	NOH	L 113-116
2010-11 Overall 3-1 Home 2-0 Road 1-1					2014-15 Overall 1-3 Home 0-2 Road 1-1				
1/11/12	OKC	@	NOH	W 95-85	11/18/15	OKC	vs	NOH	W 110-103
1/25/12	OKC	vs	NOH	W 101-91	2/11/16	OKC	vs	NOH	W 121-95
2/20/12	OKC	vs	NOH	W 101-93	2/25/16	OKC	@	NOH	L 119-123
2011-12 Overall 3-0 Home 2-0 Road 1-0					2015-16 Overall 2-1 Home 2-0 Road 0-1				
					12/4/16	OKC	vs	NOH	W 101-92
					12/21/16	OKC	@	NOH	W 121-110
					1/25/17	OKC	@	NOH	W 114-105
					2/26/17	OKC	vs	NOH	W 118-110
2016-17 Overall 4-0 Home 2-0 Road 2-0									



# NEW YORK KNICKS

MADISON SQUARE GARDEN  
Two Pennsylvania Plaza  
New York, NY 10121 • 212-465-6471

Jeff Hornacek  
Head Coach



## DIRECTORY

**Executive Chairman, The Madison Square Garden Company:** James L. Dolan  
**President:** Steve Mills  
**Head Coach:** Jeff Hornacek  
**Associate Head Coach:** Kurt Rambis  
**Assistant Coaches:** Howard Easley, Corey Gaines, Jerry Sichting  
**Head Athletic Trainer:** Roger Hinds  
**Vice President, Public Relations:** Jonathan Supranowitz

### 2017-18 VS. KNICKS (ALL TIMES CENTRAL)

10/19/17	Thursday	at OKC	7:00 p.m.
12/16/17	Saturday	at New York	6:30 p.m.

### 2016-17 VS. KNICKS

Date	Site	W/L	Score
11/28/16	New York	W	112-103
2/15/17	OKC	W	116-105

## GENERAL INFORMATION

**Home Court:** Madison Square Garden (19,812)  
**Radio:** ESPN Radio (98.7 FM)  
Ed Cohen, Brendan Brown  
**Television:** MSG Network  
Mike Breen, Walt Frazier, Rebecca Harlow  
**Team Colors:** Orange, Blue, White

### LARGEST WINNING MARGIN

OKC:	29	12/25/13	at New York	123-94
New York:	34	11/3/67	at Seattle	100-134

### CURRENT STREAKS VS. KNICKS

SITE	LAST WIN	SCORE	LAST LOSS	SCORE	STREAK
At Home	2/15/17	116-105	11/20/15	90-93	Won 1
At New York	11/28/16	112-103	1/28/15	92-100	Won 2
Overall	2/15/17	116-105	11/20/15	90-93	Won 1

### ALL-TIME OKLAHOMA CITY VS. NEW YORK

11/14/08	OKC	@	NYK	L 106-116	3/7/13	OKC	@	NYK	W 95-94
1/6/09	OKC	vs	NYK	W 107-99	4/7/13	OKC	vs	NYK	L 120-125
2008-09 Overall 1-1 Home 1-0 Road 0-1					2012-13 Overall 1-1 Home 0-1 Road 1-0				
1/11/10	OKC	vs	NYK	W 106-88	12/25/13	OKC	@	NYK	W 123-94
2/20/10	OKC	@	NYK	W 121-118 (OT)	2/9/14	OKC	vs	NYK	W 112-100
2009-10 Overall 2-0 Home 1-0 Road 1-0					2013-14 Overall 2-0 Home 1-0 Road 1-0				
12/22/10	OKC	@	NYK	L 98-112	11/28/14	OKC	vs	NYK	W 105-78
1/22/11	OKC	vs	NYK	W 101-98	1/28/15	OKC	@	NYK	L 92-100
2010-11 Overall 1-1 Home 1-0 Road 0-1					2014-15 Overall 1-1 Home 1-0 Road 0-1				
1/14/12	OKC	vs	NYK	W 104-92	11/20/15	OKC	vs	NYK	L 90-93
2011-12 Overall 1-0 Home 1-0 Road 0-0					1/26/16	OKC	@	NYK	W 128-122 (OT)
					2015-16 Overall 1-1 Home 0-1 Road 1-0				
					11/28/16	OKC	@	NYK	W 112-103
					2/15/17	OKC	vs	NYK	W 116-105
2016-17 Overall 2-0 Home 1-0 Road 1-0									





# ORLANDO MAGIC

AMWAY CENTER  
8701 Maitland Summit Blvd.  
Orlando, FL 32810 • 407-916-2400

Frank Vogel  
Head Coach



## DIRECTORY

**Senior Chairman:** Rich DeVos  
**President of Basketball Operations:** Jeff Weltman  
**General Manager:** John Hammond  
**Head Coach:** Frank Vogel  
**Assistant Coaches:** Chad Forcier, Cortliss Williamson, Jay Hernandez, Matt Hill  
**Athletic Trainer:** Keon Weise  
**Chief Communications Officer:** Joel Glass

## 2017-18 VS. MAGIC (ALL TIMES CENTRAL)

11/29/17	Wednesday	at Orlando	6:00 p.m.
2/26/18	Monday	at OKC	7:00 p.m.

## 2016-17 VS. MAGIC

Date	Site	W/L	Score
11/13/16	OKC	L	117-119
3/29/17	Orlando	W	114-106 (OT)

## THUNDER VS. MAGIC ALL-TIME

YEAR	TOTAL	YEAR	TOTAL
1989-90	2-0	2003-04	2-0
1990-91	3-1	2004-05	1-1
1991-92	1-1	2005-06	1-1
1992-93	2-0	2006-07	0-2
1993-94	1-1	2007-08	0-2
1994-95	2-0	2008-09	0-2
1995-96	1-1	2009-10	1-1
1996-97	1-1	2010-11	1-1
1997-98	1-1	2011-12	2-0
1998-99	Did Not Play	2012-13	2-0
1999-00	1-1	2013-14	1-1
2000-01	1-1	2014-15	2-0
2001-02	2-0	2015-16	2-0
2002-03	0-2	2016-17	1-1
		<b>Totals</b>	<b>34-22</b>

## GENERAL INFORMATION

**Home Court:** Amway Center (18,846)  
**Radio:** ESPN 580 Orlando (580 AM)  
Dennis Neumann, Richie Aduabo  
**Spanish Radio:** Salsa 98.1 FM (WNUE-FM)  
Joey Colon  
**Television:** FOX Sports Florida  
David Steele, Jeff Turner, Dante Marchitelli  
**Team Colors:** Blue, Silver, and Black

## LARGEST WINNING MARGIN

OKC:	40	12/17/94	at Seattle	124-84
Orlando:	31	2/18/94	at Orlando	93-124

## CURRENT STREAKS VS. MAGIC

SITE	LAST WIN	SCORE	LAST LOSS	SCORE	STREAK
At Home	10/30/15	139-136 (2OT)	11/13/16	117-119	Lost 1
At Orlando	3/29/17	114-106 (OT)	2/7/14	102-103	Won 3
Overall	3/29/17	114-106 (OT)	11/13/16	117-119	Won 1

## ALL-TIME OKLAHOMA CITY VS. ORLANDO

11/12/08	OKC	vs	ORL	L 92-109	3/15/13	OKC	vs	ORL	W 117-104
12/5/08	OKC	@	ORL	L 89-98	3/22/13	OKC	@	ORL	W 97-89
2008-09 Overall 0-2 Home 0-1 Road 0-1					2012-13 Overall 2-0 Home 1-0 Road 1-0				
11/8/09	OKC	vs	ORL	W 102-74	12/15/13	OKC	vs	ORL	W 101-98
11/18/09	OKC	@	ORL	L 94-108	2/7/14	OKC	@	ORL	L 102-103
2009-10 Overall 1-1 Home 1-0 Road 0-1					2013-14 Overall 2-0 Home 1-0 Road 0-1				
1/13/11	OKC	vs	ORL	W 125-124	1/18/15	OKC	@	ORL	W 127-99
2/25/11	OKC	@	ORL	L 88-111	2/2/15	OKC	vs	ORL	W 104-97
2010-11 Overall 2-0 Home 1-0 Road 0-1					2014-15 Overall 2-0 Home 1-0 Road 1-0				
12/25/11	OKC	vs	ORL	W 97-89	10/30/15	OKC	@	ORL	W 139-136 (2OT)
3/1/12	OKC	@	ORL	W 105-102	2/3/16	OKC	vs	ORL	W 117-114
2011-12 Overall 2-0 Home 1-0 Road 1-0					2015-16 Overall 2-0 Home 1-0 Road 1-0				
					11/13/16	OKC	vs	ORL	L 117-119
					3/29/17	OKC	@	ORL	W 116-105
					2016-17 Overall 1-1 Home 0-1 Road 1-0				



# PHILADELPHIA 76ERS

WELLS FARGO CENTER  
3601 South Broad Street  
Philadelphia, PA 19148 • 215-339-7666

Brett Brown  
Head Coach



## DIRECTORY

**Co-Managing Owner:** Josh Harris  
**Co-Managing Owner:** David Blitzer  
**President of Basketball Operations:** Bryan Colangelo  
**Head Coach:** Brett Brown  
**Assistant Coach:** Jim O'Brien, Lloyd Pierce, Kevin Young, Billy Lange, John Townsend, Todd Wright  
**Head Athletic Trainer:** Kevin Johnson  
**Public Relations:** Dave Sholler, Patrick Rees, Rob King, Lara Toscani Weems, Zack Neiner

## 2017-18 VS. 76ERS (ALL TIMES CENTRAL)

12/15/17	Friday	at Philadelphia	6:00 p.m.
1/28/18	Sunday	at OKC	5:00 p.m.

## 2016-17 VS. 76ERS

Date	Site	W/L	Score
10/26/16	Philadelphia W		103-97
3/22/17	OKC W		122-97

## THUNDER VS. 76ERS ALL-TIME

YEAR	TOTAL	YEAR	TOTAL
1967-68	0-7	1992-93	1-1
1968-69	0-6	1993-94	2-0
1969-70	6-0	1994-95	2-0
1970-71	2-3	1995-96	2-0
1971-72	1-4	1996-97	2-0
1972-73	3-1	1997-98	2-0
1973-74	4-0	1998-99	1-0
1974-75	2-2	1999-00	0-2
1975-76	2-2	2000-01	1-1
1976-77	2-2	2001-02	1-1
1977-78	1-3	2002-03	1-1
1978-79	3-1	2003-04	1-1
1979-80	1-1	2004-05	1-1
1980-81	0-2	2005-06	1-1
1981-82	0-2	2006-07	0-2
1982-83	0-2	2007-08	0-2
1983-84	1-1	2008-09	1-1
1984-85	0-2	2009-10	2-0
1985-86	1-1	2010-11	2-0
1986-87	0-2	2011-12	1-0
1987-88	1-1	2012-13	2-0
1988-89	1-1	2013-14	2-0
1989-90	1-1	2014-15	2-0
1990-91	1-1	2015-16	2-0
1991-92	0-2	2016-17	2-0
		<b>Totals</b>	<b>67-63</b>

## GENERAL INFORMATION

**Home Court:** Wells Fargo Center (20,328)  
**Radio:** The Fanatic (95.7 FM)  
Tom McGinnis  
**Television:** NBC Sports Philadelphia:  
Mark Zumoff, Alaa Abdelnaby, Molly Sullivan  
**Team Colors:** Red, White, Blue

## LARGEST WINNING MARGIN

OKC:	56	3/6/93	at Seattle	149-93
Philadelphia:	38	12/20/67	at Seattle	122-160

## CURRENT STREAKS VS. 76ERS

SITE	LAST WIN	SCORE	LAST LOSS	SCORE	STREAK
At Home	3/22/17	122-97	12/31/07	90-98	Won 8
At Philadelphia	10/26/16	103-97	11/15/08	85-110	Won 8
Overall	3/22/17	122-97	11/15/08	85-110	Won 16

## ALL-TIME OKLAHOMA CITY VS. PHILADELPHIA

11/15/08	OKC	@	PHI	L 85-110	11/24/12	OKC	@	PHI	W 116-109 (OT)
3/8/09	OKC	vs	PHI	W 89-74	1/4/13	OKC	vs	PHI	W 109-85
2008-09 Overall 2-0 Home 1-0 Road 1-0					2012-13 Overall 2-0 Home 1-0 Road 1-0				
12/2/09	OKC	vs	PHI	W 117-106	1/25/14	OKC	@	PHI	W 103-91
3/30/10	OKC	@	PHI	W 111-93	3/4/14	OKC	vs	PHI	W 125-92
2009-10 Overall 2-0 Home 1-0 Road 1-0					2013-14 Overall 2-0 Home 1-0 Road 1-0				
11/10/10	OKC	vs	PHI	W 109-103	12/5/14	OKC	@	PHI	W 103-91
3/9/11	OKC	@	PHI	W 110-105 (OT)	3/4/15	OKC	vs	PHI	W 123-118 (OT)
2010-11 Overall 2-0 Home 1-0 Road 1-0					2014-15 Overall 2-0 Home 1-0 Road 1-0				
2/29/12	OKC	@	PHI	W 92-88	11/13/15	OKC	vs	PHI	W 102-85
2011-12 Overall 2-0 Home 1-0 Road 1-0					3/18/16 OKC @ PHI W 111-97				
					2015-16 Overall 2-0 Home 1-0 Road 1-0				
					10/26/16	OKC	@	PHI	W 103-97
					3/22/17	OKC	vs	PHI	W 122-97
					2016-17 Overall 2-0 Home 1-0 Road 1-0				





# PHOENIX SUNS

US AIRWAYS CENTER  
201 E. Jefferson Street  
Phoenix, AZ 85004 • 602-379-7900

Earl Watson  
Head Coach



## DIRECTORY

**Managing Partner:** Robert Sarver  
**General Manager:** Ryan McDonough  
**Head Coach:** Earl Watson  
**Assistant Coaches:** Tyrone Corbin, Nate Bjorkgren, Marlon Garnett  
**Senior Vice President of Athletic Care/Head Athletic Trainer:** Aaron Nelson  
**Vice President, Basketball Communications:** Julie Fie  
**Vice President, Communications and Content:** Casey Tagatz

## 2017-18 VS. SUNS (ALL TIMES CENTRAL)

1/7/18	Sunday	at Phoenix	7:00 p.m.
3/2/18	Friday	at Phoenix	8:00 p.m.
3/8/18	Thursday	at OKC	7:00 p.m.

## 2016-17 VS. SUNS

Date	Site	W/L	Score
10/28/16	OKC	W	113-110
12/17/16	OKC	W	114-101
3/3/17	Phoenix	L	111-118
4/7/17	Phoenix	L	99-120

## THUNDER VS. SUNS ALL-TIME

YEAR	TOTAL	YEAR	TOTAL
1968-69	3-3	1993-94	3-2
1969-70	3-4	1994-95	1-4
1970-71	2-3	1995-96	4-0
1971-72	2-3	1996-97	2-2
1972-73	2-4	1997-98	2-2
1973-74	3-4	1998-99	0-3
1974-75	3-4	1999-00	2-2
1975-76	3-4	2000-01	1-3
1976-77	1-3	2001-02	2-2
1977-78	2-2	2002-03	3-1
1978-79	3-1	2003-04	2-2
1979-80	2-4	2004-05	1-2
1980-81	1-5	2005-06	2-2
1981-82	3-3	2006-07	1-2
1982-83	1-5	2007-08	0-4
1983-84	4-2	2008-09	0-4
1984-85	1-5	2009-10	2-1
1985-86	1-5	2010-11	3-1
1986-87	5-1	2011-12	3-0
1987-88	4-2	2012-13	4-0
1988-89	1-4	2013-14	1-2
1989-90	2-3	2014-15	3-1
1990-91	2-3	2015-16	3-0
1991-92	2-3	2016-17	2-2
1992-93	3-2	<b>Totals</b>	<b>106-126</b>

## GENERAL INFORMATION

**Home Court:** Talking Stick Resort Arena (18,055)  
**Radio:** Arizona Sports 98.7 FM  
Al McCoy, Tim Kempton  
**Spanish Radio:** KSUN 1400 AM  
Arturo Ochoa, Jorge Moreno, Enrique Cortes  
**Television:** Fox Sports Arizona  
Kevin Ray, Eddie Johnson, Ann Meyers Drysdale, Lindsey Smith  
**Team Colors:** Purple, Orange, Black, Gray, Yellow

## LARGEST WINNING MARGIN

OKC:	44	4/2/88	at Seattle	151-107
Phoenix:	30	12/25/71	at Phoenix	86-116

## CURRENT STREAKS VS. SUNS

SITE	LAST WIN	SCORE	LAST LOSS	SCORE	STREAK
At Home	12/17/16	114-101	12/19/10	110-113	Won 12
At Phoenix	2/8/16	122-106	4/7/17	99-120	Lost 2
Overall	12/17/16	114-101	4/7/17	99-120	Lost 2

## ALL-TIME OKLAHOMA CITY VS. PHOENIX

11/25/08	OKC	vs	PHO	L 98-99
12/29/08	OKC	vs	PHO	L 102-110
2/20/09	OKC	@	PHO	L 118-140
3/14/09	OKC	@	PHO	L 95-106
2008-09 Overall 0-4 Home 0-2 Road 0-2				
12/23/09	OKC	@	PHO	W 117-113
2/23/10	OKC	vs	PHO	L 102-104
4/9/10	OKC	vs	PHO	W 96-91
2010-11 Overall 2-1 Home 1-1 Road 0-1				
12/19/10	OKC	vs	PHO	L 110-113
2/4/11	OKC	@	PHO	W 111-107
3/6/11	OKC	vs	PHO	W 122-118 (OT)
3/30/11	OKC	@	PHO	W 116-98
2011-12 Overall 3-1 Home 1-1 Road 2-0				
12/31/11	OKC	vs	PHO	W 107-97
3/7/12	OKC	vs	PHO	W 115-104
4/18/12	OKC	@	PHO	W 109-97
2012-13 Overall 3-0 Home 2-0 Road 1-0				
12/31/12	OKC	vs	PHO	W 114-96
1/14/13	OKC	@	PHO	W 102-90
2/8/13	OKC	vs	PHO	W 127-96
2/10/13	OKC	@	PHO	W 97-69
2012-13 Overall 4-0 Home 2-0 Road 2-0				
11/3/13	OKC	vs	PHO	W 103-96
3/6/14	OKC	@	PHO	L 122-128
4/6/14	OKC	@	PHO	L 115-122
2013-14 Overall 1-2 Home 1-0 Road 0-2				
12/14/14	OKC	vs	PHO	W 112-88
12/31/14	OKC	vs	PHO	W 137-134 (OT)
2/26/15	OKC	@	PHO	L 113-117 (OT)
3/29/15	OKC	@	PHO	W 109-97
2014-15 Overall 3-1 Home 2-0 Road 1-1				
11/8/15	OKC	vs	PHO	W 124-103
12/31/15	OKC	vs	PHO	W 110-106
2/8/16	OKC	@	PHO	W 122-106
2015-16 Overall 3-0 Home 2-0 Road 1-0				
10/28/16	OKC	vs	PHO	W 113-110
12/17/16	OKC	vs	PHO	W 114-101
3/3/17	OKC	@	PHO	L 111-118
4/7/17	OKC	@	PHO	L 99-120
2016-17 Overall 2-2 Home 2-0 Road 0-2				



# PORTLAND TRAIL BLAZERS

THE ROSE GARDEN  
One Center Court, Suite 200  
Portland, OR 97227 • 503-234-9291

Terry Stotts  
Head Coach



## DIRECTORY

**Owner:** Paul Allen  
**President of Basketball Operations:** Neil Olshey  
**Head Coach:** Terry Stotts  
**Assistant Coaches:** David Vanterpool, Nate Tibbetts, Dale Osbourne, John McCullough, Jim Moran  
**Head Athletic Trainer:** Geoff Clark  
**Vice President of Basketball Communications:** Jim Taylor  
**Basketball Communications Director:** Collin Romer

## 2017-18 VS. TRAIL BLAZERS (ALL TIMES CENTRAL)

12/13/16	Tuesday	at Portland	9:30 p.m.
2/5/17	Sunday	at Oklahoma City	2:00 p.m.
3/2/17	Thursday	at Portland	9:30 p.m.
3/7/17	Tuesday	at Oklahoma City	7:00 p.m.

## 2015-16 VS. TRAIL BLAZERS

Date	Site	W/L	Score
12/13/16	Portland	L	95-114
2/5/17	OKC	W	105-99
3/2/17	Portland	L	109-114
3/7/17	OKC	L	121-126

## GENERAL INFORMATION

**Home Court:** Moda Center (19,441)  
**Radio:** Rip City Radio 620 AM  
Brian Wheeler, Michael Holton (Home only)  
**Television:** CSN: Kevin Calabro, Lamar Hurd  
**Team Colors:** Scarlet, Black, White

## LARGEST WINNING MARGIN

OKC:	39	4/2/06	at Seattle	122-83
Portland:	35	4/28/99	at Portland	84-119

## CURRENT STREAKS VS. TRAIL BLAZERS

SITE	LAST WIN	SCORE	LAST LOSS	SCORE	STREAK
At Home	2/5/17	105-99	3/7/17	121-126	Lost 1
At Portland	2/11/14	98-95	3/2/17	109-114	Lost 5
Overall	3/14/16	128-94	3/2/17	109-114	Lost 3

## ALL-TIME OKLAHOMA CITY VS. PORTLAND

2/6/09	OKC	vs	POR	W 102-93
2/11/09	OKC	@	POR	L 92-106
4/3/09	OKC	vs	POR	L 72-107
4/13/09	OKC	@	POR	L 83-113
2008-09 Overall 1-3 Home 1-1 Road 0-2				
11/1/09	OKC	vs	POR	L 74-83
2/9/10	OKC	@	POR	W 89-77
3/28/10	OKC	vs	POR	L 87-92
4/12/10	OKC	@	POR	L 95-103
2009-10 Overall 1-3 Home 0-2 Road 1-1				
11/4/10	OKC	@	POR	W 107-106 (OT)
11/12/10	OKC	vs	POR	W 110-108
3/27/11	OKC	vs	POR	W 99-90
4/1/11	OKC	@	POR	L 91-98
2010-11 Overall 3-1 Home 2-0 Road 1-1				
1/3/12	OKC	vs	POR	L 93-103
2/6/12	OKC	@	POR	W 111-107 (OT)
3/18/12	OKC	vs	POR	W 111-95
3/27/12	OKC	@	POR	W 109-95
2011-12 Overall 3-1 Home 1-1 Road 2-0				
11/2/12	OKC	vs	POR	W 106-92
1/13/13	OKC	@	POR	W 87-83
3/24/13	OKC	vs	POR	W 103-83
4/12/13	OKC	@	POR	W 106-90
2012-13 Overall 4-0 Home 2-0 Road 2-0				
12/4/13	OKC	@	POR	L 104-111
12/31/13	OKC	vs	POR	L 94-98
1/21/14	OKC	vs	POR	W 105-97
2/11/14	OKC	@	POR	W 98-95
2013-14 Overall 2-2 Home 1-1 Road 1-1				
10/29/14	OKC	@	POR	L 89-106
12/23/14	OKC	vs	POR	L 111-115 (OT)
2/27/15	OKC	@	POR	W 105-99
4/13/15	OKC	vs	POR	W 101-90
2014-15 Overall 1-3 Home 1-1 Road 0-2				
12/16/15	OKC	vs	POR	W 106-90
1/10/16	OKC	@	POR	L 110-115
3/14/16	OKC	vs	POR	W 128-94
4/6/16	OKC	@	POR	L 115-120
2015-16 Overall 2-2 Home 2-0 Road 0-2				
12/13/16	OKC	@	POR	L 95-114
2/5/17	OKC	vs	POR	W 105-99
3/2/17	OKC	@	POR	L 109-114
3/7/17	OKC	vs	POR	L 121-126
2016-17 Overall 1-3 Home 1-1 Road 0-2				





# SACRAMENTO KINGS

SLEEP TRAIN ARENA  
One Sports Parkway  
Sacramento, CA 95834 • 916-928-0000

Dave Joergler  
Head Coach



## DIRECTORY

**Ownership:** Vivek Ranadive  
**Vice President of Basketball Operations & General Manager:** Vlade Divac  
**Head Coach:** Dave Joergler  
**Assistant Coaches:** Elston Turner, Bryan Gates, Bob Thornton, Jason March, Duane Ticknor  
**Head Athletic Trainer:** Manny Romero  
**Vice President, Communications:** Joelle Terry  
**Director, Media Relations:** Chris Clark  
**Coordinator, Media Relations:** Rahsaan Gethers

## 2017-18 VS. KINGS (ALL TIMES CENTRAL)

11/7/17	Tuesday	at Sacramento	9:00 p.m.
1/15/18	Monday	at OKC	2:00 p.m.
2/22/18	Thursday	at Sacramento	9:00 p.m.
3/12/18	Monday	at OKC	7:00

## 2016-17 VS. KINGS

Date	Site	W/L	Score
11/23/16	Sacramento	L	101-116
1/15/17	Sacramento	W	122-118
3/18/17	OKC	W	110-94
4/9/16	Sacramento	L	112-114

## THUNDER VS. KINGS ALL-TIME

YEAR	TOTAL	1995-96	4-0
1967-68	1-6	1996-97	3-1
1968-69	3-3	1997-98	3-1
1969-70	2-4	1998-99	2-2
1973-74	4-2	1999-00	2-2
1974-75	3-1	2000-01	2-2
1975-76	3-2	2001-02	2-2
1976-77	3-1	2002-03	1-3
1977-78	3-1	2003-04	1-3
1978-79	2-2	2004-05	3-1
1979-80	3-3	2005-06	1-3
1980-81	3-2	2006-07	1-2
1981-82	3-2	2007-08	1-3
1982-83	4-1	2008-09	2-1
1983-84	4-1	2009-10	3-1
1984-85	2-3	2010-11	4-0
1985-86	0-5	2011-12	3-1
1986-87	3-2	2012-13	3-0
1987-88	4-1	2013-14	4-0
1988-89	5-1	2014-15	3-1
1989-90	2-2	2015-16	2-2
1990-91	4-1	2016-17	3-1
1991-92	4-1	Totals	144-85
1992-93	4-1	vs. Cincinnati	18-11
1993-94	5-0	vs. K.C./Omaha	39-25
1994-95	2-3	vs. Sacramento	87-49
YEAR	TOTAL		

## GENERAL INFORMATION

**Home Court:** Golden 1 Center (17,500)  
**Radio:** KHTK 1140 (1140 AM)  
Gary Gerould  
**Television:** NBC Sports California:  
Grant Napear, Jerry Reynolds, Doug Christie, Kayte Christensen  
**Team Colors:** Black, Silver, White

## LARGEST WINNING MARGIN

OKC: 35 12/20/90 at Sacramento 110-75  
Sacramento: 33 2/18/00 at Sacramento 85-118

## CURRENT STREAKS VS. KINGS

SITE	LAST WIN	SCORE	LAST LOSS	SCORE	STREAK
At Home	3/18/17	110-94	1/4/16	104-116	Won 1
At Sacramento	1/15/17	122-118	11/23/16	101-116	Won 1
Overall	3/18/17	110-94	11/23/16	101-116	Won 2

## ALL-TIME OKLAHOMA CITY VS. SACRAMENTO

2/1/09	OKC	@	SAC	L 118-122 (OT)
2/8/09	OKC	vs	SAC	W 116-113
3/10/09	OKC	@	SAC	W 99-98
2008-09	Overall 2-1	Home 1-0	Road 1-1	
10/28/09	OKC	vs	SAC	W 102-89
11/10/09	OKC	@	SAC	L 98-101
3/2/10	OKC	vs	SAC	W 113-107
3/7/10	OKC	@	SAC	W 108-102
2009-10	Overall 3-1	Home 2-0	Road 1-1	
12/17/10	OKC	vs	SAC	W 102-87
2/12/11	OKC	@	SAC	W 99-97
2/15/11	OKC	vs	SAC	W 126-96
4/11/11	OKC	@	SAC	W 120-112
2010-11	Overall 4-0	Home 2-0	Road 2-0	
2/9/12	OKC	@	SAC	L 101-106
4/13/12	OKC	vs	SAC	W 115-89
4/20/12	OKC	@	SAC	W 103-92
4/24/12	OKC	vs	SAC	W 118-110
2011-12	Overall 3-1	Home 2-0	Road 1-1	
12/14/12	OKC	vs	SAC	W 113-103
1/25/13	OKC	@	SAC	W 105-95
4/15/13	OKC	vs	SAC	W 104-95
2012-13	Overall 3-1	Home 2-0	Road 1-1	
12/3/13	OKC	@	SAC	W 97-95
1/19/14	OKC	vs	SAC	W 108-93
3/28/14	OKC	vs	SAC	W 94-81
4/8/14	OKC	@	SAC	W 107-92
2013-14	Overall 4-0	Home 2-0	Road 2-0	
11/9/14	OKC	vs	SAC	W 101-93
12/16/14	OKC	@	SAC	W 104-92
1/7/15	OKC	@	SAC	L 83-104
4/10/15	OKC	vs	SAC	W 116-103
2014-15	Overall 3-1	Home 2-0	Road 1-1	
12/6/15	OKC	vs	SAC	W 98-95
1/4/16	OKC	vs	SAC	L 104-116
2/29/16	OKC	@	SAC	W 131-116
4/9/16	OKC	@	SAC	L 112-114
2015-16	Overall 2-2	Home 1-1	Road 1-1	
11/23/16	OKC	@	SAC	L 101-116
1/15/17	OKC	@	SAC	W 122-118
3/18/17	OKC	vs	SAC	W 110-94
2016-17	Overall 2-1	Home 1-0	Road 1-1	



# SAN ANTONIO SPURS

AT&T CENTER  
One AT&T Center  
San Antonio, TX 78219 • 210-444-5500

Gregg Popovich  
Head Coach



## DIRECTORY

**Chairman & CEO:** Julianna Hawn Holt  
**President of Basketball Operations/Head Coach:** Gregg Popovich  
**President of Sports Franchises/General Manager:** R.C. Buford  
**Assistant Coaches:** Ettore Messina, Ime Udoka, James Borrego, Chip Engelland, Becky Hammon, Will Hardy  
**Head Athletic Trainer:** Will Sevensing  
**Senior Director of Basketball Communications:** Tom James

## 2017-18 VS. SPURS (ALL TIMES CENTRAL)

11/17/17	Friday	at San Antonio	7:00 p.m.
12/3/17	Sunday	at Oklahoma City	6:00 p.m.
3/10/18	Saturday	at Oklahoma City	7:30 p.m.
3/29/18	Thursday	at San Antonio	7:00 p.m.

## 2016-17 VS. SPURS

Date	Site	W/L	Score
1/31/17	San Antonio	L	94-108
3/9/17	OKC	W	102-92
3/31/17	OKC	L	95-100

## GENERAL INFORMATION

**Home Court:** AT&T Center (18,418)  
**Radio:** WOAI (1200 AM)  
Bill Schoening  
**Spanish Radio:** KCOR (1350 AM)  
Paul Castro  
**Television:** KENS (Ch. 5), KMYS (Ch. 35), FOX Sports Southwest  
Bill Land, Sean Elliott, Andrew Monaco  
**Team Colors:** Silver, Black, White

## LARGEST WINNING MARGIN

OKC: 38 4/18/01 at Seattle 105-67  
San Antonio: 41 3/25/07 at Seattle 79-120

## CURRENT STREAKS VS. SPURS

SITE	LAST WIN	SCORE	LAST LOSS	SCORE	STREAK
At Home	3/9/17	102-92	3/31/17	95-100	Lost 1
At San Antonio	12/25/14	114-106	1/31/17	94-108	Lost 4
Overall	3/9/17	102-92	3/31/17	95-100	Lost 1

## ALL-TIME OKLAHOMA CITY VS. SAN ANTONIO

12/14/08	OKC	@	SAS	L 104-109
3/16/09	OKC	vs	SAS	W 78-76
3/31/09	OKC	@	SAS	W 96-95
4/7/09	OKC	vs	SAS	L 89-99
2008-09	Overall 2-2	Home 1-1	Road 1-1	
11/14/09	OKC	@	SAS	W 101-98
1/13/10	OKC	vs	SAS	L 108-109 (OT)
2/24/10	OKC	@	SAS	L 87-95
3/22/10	OKC	vs	SAS	L 96-99
2009-10	Overall 1-3	Home 0-2	Road 1-1	
11/14/10	OKC	vs	SAS	L 104-117
1/13/11	OKC	@	SAS	L 74-101
2/23/11	OKC	@	SAS	L 105-109
2010-11	Overall 0-3	Home 0-1	Road 0-2	
1/8/12	OKC	vs	SAS	W 108-96
2/4/12	OKC	@	SAS	L 96-107
3/16/12	OKC	vs	SAS	L 105-114
2011-12	Overall 1-2	Home 1-1	Road 0-1	
11/1/12	OKC	@	SAS	L 84-86
12/17/12	OKC	vs	SAS	W 107-93
3/11/13	OKC	@	SAS	L 93-105
4/4/13	OKC	vs	SAS	W 100-88
2012-13	Overall 2-2	Home 2-0	Road 0-2	
11/27/13	OKC	vs	SAS	W 94-88
12/21/13	OKC	@	SAS	W 113-100
1/22/14	OKC	@	SAS	W 111-105
4/3/14	OKC	vs	SAS	W 106-94
2013-14	Overall 4-0	Home 2-0	Road 2-0	
12/25/14	OKC	@	SAS	W 114-106
3/25/15	OKC	@	SAS	L 91-130
4/7/15	OKC	vs	SAS	L 88-113
2014-15	Overall 1-2	Home 0-1	Road 1-1	
10/28/15	OKC	vs	SAS	W 112-106
3/12/16	OKC	@	SAS	L 85-93
3/26/16	OKC	vs	SAS	W 111-92
4/12/2016	OKC	@	SAS	L 98-102 (OT)
2015-16	Overall 2-2	Home 2-0	Road 0-2	
1/31/17	OKC	@	SAS	L 94-108
1/11/17	OKC	vs	SAS	W 102-92
2/23/17	OKC	vs	SAS	L 95-100
2016-17	Overall 1-2	Home 1-1	Road 0-1	





# TORONTO RAPTORS

AIR CANADA CENTRE  
50 Bay Street, Suite 500  
Toronto, Canada M5J 2L2 • 416-815-5600

Dwane Casey  
Head Coach



## DIRECTORY

**Chairman of the Board & NBA Governor:**  
Lawrence M. Tanenbaum, O.C.

**President, Basketball Operations:** Masai Ujiri

**Head Coach:** Dwane Casey

**Assistant Coaches:** Rex Kalamian, Nick Nurse, Jama Mahlalela, Patrick Mutombo, Jim Sann

**Head Athletic Trainer:** Scott McCullough

**Director, Media Relations:** TBD

**Manager, Media Relations:** Roven Yau

**Coordinator, Media Relations:** Phil Summers

## 2017-18 VS. RAPTORS (ALL TIMES CENTRAL)

12/27/17	Wednesday	at Oklahoma City	7:00 p.m.
3/18/18	Sunday	at Toronto	12:00 p.m.

## 2015-16 VS. RAPTORS

Date	Site	W/L	Score
11/9/16	OKC	L	102-112
3/16/17	Toronto	W	123-102

## THUNDER VS. RAPTORS ALL-TIME

YEAR	TOTAL	YEAR	TOTAL
1995-96	1-1	2006-07	1-1
1996-97	2-0	2007-08	1-1
1997-98	2-0	2008-09	1-1
1998-99	Did Not Play	2009-10	2-0
1999-00	0-2	2010-11	0-2
2000-01	0-2	2011-12	1-0
2001-02	2-0	2012-13	2-0
2002-03	2-0	2013-14	1-1
2003-04	1-1	2014-15	1-1
2004-05	2-0	2015-16	1-1
2005-06	1-1	2016-17	1-1
		<b>Totals</b>	<b>25-16</b>

## GENERAL INFORMATION

**Home Court:** Air Canada Centre (19,800)

**Radio:** TSN Radio 1050, Sportsnet 590 The FAN

**Paul Jones, Eric Smith, Jack Armstrong, Sherman Hamilton**

**Television:** TSN and Sportsnet:

**Matt Devlin, Leo Rautins, Jack Armstrong, Sherman Hamilton**

**Team Colors:** Red, Black, Silver

## LARGEST WINNING MARGIN

OKC:	44	1/15/97	at Seattle	122-78
Toronto:	17	1/23/00	at Toronto	77-94

## CURRENT STREAKS VS. RAPTORS

SITE	LAST WIN	SCORE	LAST LOSS	SCORE	STREAK
At Home	3/28/16	119-100	11/9/16	102-112	Lost 1
At Toronto	3/16/17	123-102	11/4/14	88-100	Won 1
Overall	3/16/17	123-102	11/9/16	102-112	Won 1

## ALL-TIME OKLAHOMA CITY VS. TORONTO

12/19/08	OKC	vs	TOR	W 91-83	11/6/12	OKC	vs	TOR	W 108-88
3/27/09	OKC	@	TOR	L 96-112	1/6/13	OKC	@	TOR	W 104-92
2008-09 Overall 1-1 Home 1-0 Road 0-1					2012-13 Overall 2-0 Home 1-0 Road 1-0				
2/28/10	OKC	vs	TOR	W 119-99	12/22/13	OKC	vs	TOR	L 98-104
3/19/10	OKC	@	TOR	W 115-89	3/21/14	OKC	@	TOR	W 119-118 (2OT)
2009-10 Overall 2-0 Home 1-0 Road 1-0					2013-14 Overall 1-1 Home 0-1 Road 1-0				
12/3/10	OKC	@	TOR	L 99-111	11/4/14	OKC	@	TOR	L 88-100
3/20/11	OKC	vs	TOR	L 93-95	3/8/15	OKC	vs	TOR	W 108-104
2010-11 Overall 0-2 Home 0-1 Road 0-1					2014-15 Overall 1-1 Home 1-0 Road 0-1				
4/8/12	OKC	vs	TOR	W 91-75	11/4/15	OKC	vs	TOR	L 98-103
2011-12 Overall 1-0 Home 1-0 Road 0-0					3/28/16				
					OKC	vs	TOR	L 102-112	
					3/16/17	OKC	@	TOR	W 123-102
					2016-17 Overall 1-1 Home 0-1 Road 1-0				



# UTAH JAZZ

ENERGY SOLUTIONS ARENA  
310 W. South Temple  
Salt Lake City, UT 84101 • 801-325-2500

Quin Snyder  
Head Coach



## DIRECTORY

**Owner:** Gail Miller

**General Manager:** Dennis Lindsey

**Head Coach:** Quin Snyder

**Assistant Coaches:** Johnnie Bryant, Alex Jensen, Igor Kokoskov, Antonio Lang, Mike Wells

**Head Athletic Trainer:** Eric Waters

**Senior Vice President, Communications:** Frank Zang

**Director, Communications:** Derek Garduño

**Manager, Communications:** Danny Franks

## 2017-18 VS. JAZZ (ALL TIMES CENTRAL)

10/21/17	Saturday	at Utah	8:00 p.m.
12/5/17	Tuesday	at Oklahoma City	7:00 p.m.
12/20/17	Wednesday	at Oklahoma City	7:00 p.m.
12/23/17	Saturday	at Utah	7:00 p.m.

## 2016-17 VS. JAZZ

Date	Site	W/L	Score
12/14/16	Utah	L	89-109
1/23/17	Utah	W	97-95
2/28/17	OKC	W	109-106
3/11/17	OKC	W	112-104

## THUNDER VS. JAZZ ALL-TIME

YEAR	TOTAL	YEAR	TOTAL
1974-75	3-1	1997-98	2-2
1975-76	3-1	1998-99	2-2
1976-77	3-1	1999-00	2-2
1977-78	2-2	2000-01	0-4
1978-79	3-0	2001-02	1-3
1979-80	5-1	2002-03	2-2
1980-81	4-1	2003-04	1-3
1981-82	5-0	2004-05	3-1
1982-83	5-0	2005-06	3-1
1983-84	1-4	2006-07	2-2
1984-85	3-2	2007-08	0-4
1985-86	2-3	2008-09	1-3
1986-87	3-2	2009-10	3-1
1987-88	1-4	2010-11	3-1
1988-89	3-1	2011-12	2-1
1989-90	1-3	2012-13	3-1
1990-91	1-3	2013-14	3-1
1991-92	3-1	2014-15	2-2
1992-93	2-2	2015-16	4-0
1993-94	3-1	2016-17	3-1
1994-95	1-3	<b>Totals</b>	<b>103-77</b>
1995-96	3-1	vs. New Orleans	14-5
1996-97	1-3	vs. Utah	89-72

## GENERAL INFORMATION

**Home Court:** Vivint Smart Home Arena (19,911)

**Radio:** KZNS (1280 AM/95.7 FM "The Zone")

**David Locke, Ron Boone**

**Television:** AT&T SportsNet:

**Craig Bolerjack, Matt Harpring, Kristen Kenney**

**Team Colors:** Navy, Dark Green, Dark Yellow

## LARGEST WINNING MARGIN

OKC:	34	11/13/77	at Seattle	117-83
Utah:	36	11/26/86	at Utah	91-127

## CURRENT STREAKS VS. JAZZ

SITE	LAST WIN	SCORE	LAST LOSS	SCORE	STREAK
At Home	3/11/17	112-104	10/31/10	99-120	Won 12
At Utah	1/23/17	97-95	12/14/16	89-109	Won 1
Overall	3/11/17	112-104	3/28/15	89-94	Won 3

## ALL-TIME OKLAHOMA CITY VS. UTAH

11/7/08	OKC	@	UTA	L 97-104	11/30/12	OKC	vs	UTA	W 106-94
1/14/09	OKC	vs	UTA	W 114-93	2/12/13	OKC	@	UTA	L 94-109
1/30/09	OKC	@	UTA	L 90-110	3/13/13	OKC	vs	UTA	W 110-87
3/20/09	OKC	vs	UTA	L 94-101	4/9/13	OKC	@	UTA	W 90-80
2008-09 Overall 1-3 Home 1-1 Road 0-2					2012-13 Overall 3-1 Home 2-0 Road 1-1				
11/24/09	OKC	@	UTA	W 104-94	10/30/13	OKC	@	UTA	W 101-98
12/31/09	OKC	vs	UTA	W 87-86	11/24/13	OKC	vs	UTA	W 95-73
3/14/10	OKC	vs	UTA	W 119-111	1/7/14	OKC	@	UTA	L 101-112
4/6/10	OKC	@	UTA	L 139-140 (OT)	3/30/14	OKC	vs	UTA	W 116-96
2009-10 Overall 3-1 Home 2-0 Road 1-1					2013-14 Overall 3-1 Home 2-0 Road 1-1				
10/31/10	OKC	vs	UTA	L 99-120	11/18/14	OKC	@	UTA	L 81-98
11/15/10	OKC	@	UTA	W 115-108	11/26/14	OKC	vs	UTA	W 97-82
2/5/11	OKC	@	UTA	W 121-105	1/9/15	OKC	vs	UTA	W 99-94
3/23/11	OKC	vs	UTA	W 106-94	3/28/15	OKC	@	UTA	L 89-94
2010-11 Overall 3-1 Home 1-1 Road 2-0					2014-15 Overall 2-2 Home 2-0 Road 0-2				
2/10/12	OKC	@	UTA	W 101-87	11/23/15	OKC	@	UTA	W 111-89
2/14/12	OKC	vs	UTA	W 111-85	12/11/15	OKC	@	UTA	W 94-90
3/20/12	OKC	@	UTA	L 90-97	12/13/15	OKC	vs	UTA	W 104-98 (OT)
2011-12 Overall 2-1 Home 1-0 Road 1-1					3/24/2016				
					OKC	vs	UTA	W 113-91	
					2015-16 Overall 4-0 Home 2-0 Road 2-0				
					12/14/16	OKC	@	UTA	L 89-109
					1/23/17	OKC	@	UTA	W 97-95
					2/28/17	OKC	vs	UTA	W 109-106
					3/11/17	OKC	vs	UTA	W 112-104
					2016-17 Overall 3-1 Home 2-0 Road 1-1				





# WASHINGTON WIZARDS

VERIZON CENTER  
601 F Street NW  
Washington, DC 20004 • 202-661-5000

Scott Brooks  
Head Coach



## DIRECTORY

**Majority Owner:** Ted Leonsis  
**President:** Ernie Grunfeld  
**Head Coach:** Scott Brooks  
**Assistant Coaches:** Tony Brown, Sidney Lowe, Chad Iske, Mike Terpstra, Maz Trakh  
**Athletic Trainer:** Corey Bennett  
**Vice President, Communications:** Scott Hall  
**Director, Media Relations:** DeAndre Phillips  
**Manager, Corporate Communications:** Ketsia Colimon

## GENERAL INFORMATION

**Home Court:** Verizon Center (20,356)  
**Radio:** WNEW (99.1 FM)/ WFED (1500 AM):  
Dave Johnson, Glenn Consor  
**Television:** NBC Sports Washington  
Steve Buckhantz, Chris Miller  
**Team Colors:** Red, White, Blue

## LARGEST WINNING MARGIN

OKC:	29	10/25/78	at Seattle	121-92
	29	2/15/00	at Seattle	114-85
Washington:	41	11/11/05	at Washington	96-137

## 2017-18 VS. WIZARDS (ALL TIMES CENTRAL)

1/25/18	Thursday	at OKC	7:00 p.m.
1/30/18	Tuesday	at Washington	6:00 p.m.

## 2016-17 VS. WIZARDS

Date	Site	W/L	Score
11/30/16	OKC	W	126-115
2/13/17	Washington	L	98-120

## THUNDER VS. WIZARDS ALL-TIME

YEAR	TOTAL	YEAR	TOTAL
1967-68	2-5	1992-93	2-0
1968-69	2-4	1993-94	2-0
1969-70	4-2	1994-95	2-0
1970-71	2-3	1995-96	1-1
1971-72	3-2	1996-97	2-0
1972-73	0-4	1997-98	1-1
1973-74	2-2	1998-99	0-1
1974-75	1-3	1999-00	2-0
1975-76	1-3	2000-01	2-0
1976-77	3-1	2001-02	1-1
1977-78	1-3	2002-03	1-1
1978-79	2-2	2003-04	1-1
1979-80	1-1	2004-05	0-2
1980-81	1-1	2005-06	1-1
1981-82	1-1	2006-07	0-2
1982-83	1-1	2007-08	0-2
1983-84	1-1	2008-09	1-1
1984-85	2-0	2009-10	2-0
1985-86	1-1	2010-11	2-0
1986-87	1-1	2011-12	0-1
1987-88	2-0	2012-13	1-1
1988-89	1-1	2013-14	1-1
1989-90	2-0	2014-15	2-0
1990-91	2-0	2015-16	2-0
1991-92	2-0	2016-17	1-1
<b>Totals</b>		<b>Totals</b>	<b>71-60</b>

## CURRENT STREAKS VS. WIZARDS

SITE	LAST WIN	SCORE	LAST LOSS	SCORE	STREAK
At Home	11/30/16	126-115	3/26/08	99-104	Won 8
At Washington	11/10/15	125-101	2/13/17	98-120	Lost 1
Overall	11/30/16	126-115	2/13/17	98-120	Lost 1

## ALL-TIME OKLAHOMA CITY VS. WASHINGTON

12/27/08	OKC	@	WAS	L 95-104	1/7/13	OKC	@	WAS	L 99-101
3/4/09	OKC	vs	WAS	W 88-83	3/27/13	OKC	vs	WAS	W 103-80
2008-09 Overall 1-1 Home 1-0 Road 0-1					2012-13 Overall 1-1 Home 1-0 Road 0-1				
11/20/09	OKC	vs	WAS	W 127-108	11/10/13	OKC	vs	WAS	W 106-105 (OT)
12/29/09	OKC	@	WAS	W 110-98	2/1/14	OKC	@	WAS	L 81-96
2009-10 Overall 2-0 Home 1-0 Road 1-0					2013-14 Overall 1-1 Home 1-0 Road 0-1				
1/28/11	OKC	vs	WAS	W 124-117 (2OT)	1/2/15	OKC	vs	WAS	W 109-102
3/14/11	OKC	@	WAS	W 116-89	1/21/15	OKC	@	WAS	W 105-103 (OT)
2010-11 Overall 2-0 Home 1-0 Road 1-0					2014-15 Overall 2-0 Home 1-0 Road 1-0				
1/18/12	OKC	@	WAS	L 102-105	11/10/15	OKC	@	WAS	W 125-101
2011-12 Overall 1-0 Home 0-0 Road 1-0					2/1/16	OKC	vs	WAS	W 114-98
					2015-16 Overall 2-0 Home 1-0 Road 1-0				
					11/30/16	OKC	vs	WAS	W 126-115
					2/13/17	OKC	@	WAS	L 98-120
					2016-17 Overall 1-1 Home 1-0 Road 0-1				

## MEDIA INFORMATION





## THUNDER BROADCASTERS



### BRIAN DAVIS THUNDER BROADCASTER

Brian Davis is entering his 10th season as the television voice for the Oklahoma City Thunder. He serves as part of a Thunder broadcasting team on FOX Sports Oklahoma that has been awarded five regional Heartland Emmy Awards since 2008.

A veteran basketball broadcaster, Davis returned to the NBA in 2004 as host of Seattle Sonics broadcasts. He regularly covered the Chicago Bulls during the Michael Jordan era and became a contributor to NBA Radio, hosting game broadcasts and serving as sideline reporter for the network during the Playoffs, including the NBA Finals. He later hosted Bulls broadcasts on FSN Chicago and occasionally called Sonics games in Seattle. He has an extensive play-by-play resume at the college level, including the Big Ten, Pac-10, Conference USA and the Mid-American Conference.

Davis has called games at the professional level in three other sports: football, as radio voice of the Seattle Seahawks; hockey, in a reserve role with Chicago Blackhawks; and soccer, with Major League Soccer's Chicago Fire. He has also worked as a preseason play-by-play announcer for the NFL's Arizona Cardinals.

As a sports anchor for CBS Radio and its Chicago all-news affiliate, Davis covered major events including the Olympics, NBA Finals and Stanley Cup Finals. His resume includes play-by-play on national college football broadcasts for Westwood One Radio. He is an accomplished interviewer and talk show host and has won several professional awards, including one for investigative journalism during his days as a news reporter in Chicago.

Davis holds a journalism degree from Northwestern University. He and his wife, Judy, have two adult children and make their home in Oklahoma City.



### MICHAEL CAGE THUNDER TELEVISION ANALYST

Michael Cage joined the Thunder broadcasting team in 2014 as its television analyst for all FOX Sports Oklahoma broadcasts.

Cage played 15 seasons from 1984-2000 as a power forward in the NBA with the Los Angeles Clippers, Seattle SuperSonics, Cleveland Cavaliers, Philadelphia 76ers and New Jersey Nets. He led the NBA in rebounding in 1988, capturing the title by grabbing 30 rebounds in the final game of the regular season.

A native of West Memphis, Arkansas, Cage was a first-round draft pick of the Clippers in 1984 following a successful career at San Diego State University. At SDSU he was named a second-team All-American in 1984 and twice was selected as Western Athletic Conference Player of the Year. The Aztecs retired his jersey (No. 44) in 1984. He was also a member of the gold-medal winning 1983 United States team in the Pan American Games, and he is a member of both the Arkansas Sports Hall of Fame and the San Diego State Hall of Fame.

Following his playing career, Cage has worked as both a broadcaster and a high school and AAU basketball coach. His broadcasting experience includes serving as TV analyst for the Memphis Grizzlies, FOX Sports West, ESPN, Prime Ticket and Westwood One radio. Cage coached Mater Dei High School in Los Angeles to back-to-back state titles in 2013-14 and a national championship in 2014. He also served as a guest coach for the Cleveland Cavaliers at the 2013 NBA Summer League in Las Vegas.

Cage has a long history of giving back to the community during and after his NBA playing career. The Michael Cage Foundation works with young athletes to mentor, teach and share life lessons.



### LESLEY MCCASLIN THUNDER BROADCAST HOST AND SIDELINE REPORTER

Lesley McCaslin joined the Thunder in 2012 and serves as the team's broadcast host and sideline reporter on FOX Sports Oklahoma.

McCaslin came to the Thunder from Dallas, where she has worked as an anchor and reporter on FOX Sports Southwest, covering the Dallas Mavericks, Texas Rangers, and Big 12 and Conference USA football. Her career also includes Texas high school football broadcasts and local TV sports reporting in Texas markets Austin and Abilene. She grew up in Lubbock, Texas, and graduated from the University of Texas at Austin. In addition to her duties with the Thunder, she covers college football as a sideline reporter for FOX Sports and fills in on the Texas Rangers broadcasts.

In her current role, McCaslin anchors the team's pregame and postgame "Thunder Live" programs, provides courtside reports during the game broadcasts and is a frequent video contributor to the team website, okcthunder.com, covering Thunder Basketball and community events.



### NICK GALLO DIGITAL & BROADCAST REPORTER

Nick Gallo joined the Thunder in 2012 as the team's digital reporter. Since the 2014-15 season, he has regularly provided courtside reports for FOX Sports Oklahoma game broadcasts, serving in the sideline reporter role for 35 games apiece in 2016-17 and 2017-18. He also writes daily articles for the Thunder website, okcthunder.com, including practice reports, game previews, game recaps, features and community stories. In print, he contributes as a writer to Thunder Magazine and the game-night program. He also serves as the daily video reporter and producer for okcthunder.com, frequently contributes to the "Thunder Insider" show on FOX Sports Oklahoma and served as reporter on the Steven Adams documentary, "The Kiwi Way."

Prior to his arrival in Oklahoma City, Gallo worked as a reporter for the New York Jets website for two seasons. Before that, he reported for the Tennessee Titans website for two seasons while attending Vanderbilt University in Nashville, Tennessee. He also covered sports for the Vanderbilt Hustler before graduating in 2010 and wrote for the Chapel Hill News while growing up in his hometown of Durham, North Carolina.

Gallo and his wife Maddie were married in September 2017 and live in Oklahoma City.

## THUNDER BROADCASTERS



### MATT PINTO THUNDER RADIO BROADCASTER

Oklahoma City Thunder radio broadcaster Matt Pinto is a veteran NBA play-by-play announcer who has been with the franchise since 2007.

Prior to joining the franchise, Pinto was in Los Angeles, where he has served as the radio voice of the NBA's Clippers for two seasons. From 1997-2005, Pinto was on the Dallas Mavericks' broadcast team, serving as the radio play-by-play voice from 1997-2001 and the television voice from 2001-05. While in Dallas, Pinto also worked as a talk show host for KESN radio and was the play-by-play announcer of the NCAA Division IAA regional game of the week for The Football Network. In 1997, Pinto was named best play-by-play announcer for the state of Texas by the Associated Press.

From 1990-97, Pinto was the radio play-by-play voice of the NBA's Charlotte Hornets, where he was recognized in 1992 as the Premier Sportscenter in North Carolina by the Charlotte Observer. Pinto was also the television play-by-play voice of UNC-Charlotte basketball games and was an occasional host of ESPN national sports talk shows, as well as serving as the play-by-play voice of Westwood One college basketball.

Before joining the NBA ranks, Pinto worked in the sports broadcasting field in Honolulu, Boston, Los Angeles and Amarillo, Texas.

During his time with the Thunder, Pinto has been twice honored with a Heartland Regional Emmy Award for his contributions to Oklahoma City Thunder telecasts. Matt and his lovely wife, Becky, have six children: Tamara, Daryl, Blaine, Tyler, Nash and Gabriela. They live in Edmond with Nash, 8, and Gabriela, 6, and are proud grandparents to Jackson.



### ELENO ORNELAS THUNDER SPANISH RADIO PLAY-BY-PLAY ANNOUNCER

Eleno Ornelas joined the Thunder in 2009 as the Spanish radio play-by-play announcer, calling all Thunder home games.

Ornelas also serves as the Texas Rangers coordinator of Spanish broadcasting and the play-by-play announcer for all Rangers Spanish radio broadcasts. He joined the Rangers Spanish radio broadcast team in 2000, contributing both play-by-play and analysis before becoming the full-time play-by-play announcer in 2003. He has done radio play-by-play for the Dallas Mavericks and covered the Dallas Cowboys.

Ornelas, is a native of Juarez, Mexico and was a professional baseball announcer in that country before coming to Texas. He has an extensive background as an administrator in the Mexican amateur baseball leagues in north Texas, serving as president of the Dallas League from 1993-98.

## 2017-18 OKLAHOMA CITY THUNDER RADIO NETWORK

Flagship:	WWLS-The Sports Animal (98.1 FM), Oklahoma City
KWPN	(640 AM) ESPN Radio Oklahoma City
WKY	(930 AM) Oklahoma City (Spanish-language broadcast – home games only)
KJCM	(100.3 FM) Sports Animal Altus/Hobart
KVSO	(1240 AM) Sports Animal Ardmore
KKBI	(106.1 FM) Broken Bow/Idabel
KADS	(1240 AM) Sports Animal Elk City
KCRC	(1390 AM) Enid
KGYN	(1210 AM) Guymon
KXCA	(1380 AM) The Ticket, Lawton
KMCO	(101.3 FM) McAlester
KSEK	(1340 AM) FOX Sports Radio, Pittsburg, Kansas
KYAL	(97.1 FM, 1550 AM) Sports Animal Tulsa/Sapulpa/Muskogee
KITO, KGND	(96.1 FM, 1470 AM) Sports Animal Vinita
KSIW	(1450 AM) Sports Animal Woodward

Live stream available within 75-mile radius of OKC via the Thunder Mobile App and WWLS - The Sports Animal app and website.





## BASKETBALL COMMUNICATIONS STAFF



### MATT TUMBLESON VICE PRESIDENT OF BASKETBALL COMMUNICATIONS & ENGAGEMENT

Matt Tumbleson begins his seventh season with the Oklahoma City Thunder and first as the team's Vice President of Basketball Communications & Engagement. He previously served as the Thunder's Director of Basketball Communications for six years.

Tumbleson and the Basketball Communications staff are responsible for promoting the endeavors of the Thunder players, coaches and front office staff both on and off the court. He is also responsible for managing the day-to-day requests from local, national and international media. Additionally, Tumbleson oversees the organization's Community and Lifestyle Services function.

Prior to joining the Thunder, Tumbleson served three-plus years as the primary media contact for the Memphis Grizzlies for all business operations, FedExForum and team content away from the court. During the 2010-11 season, Tumbleson took over all team on-court communications initiatives in addition to his previous responsibilities as the Senior Manager of Communications and Publications. Before his stint in Memphis, the Illinois native worked on the team side of communications for the New Jersey Nets and San Antonio Spurs. During the 2005-06 season, Tumbleson worked for both the Spurs media relations and basketball operations department.

Matt resides in Edmond with his wife, Christina, and their three children, Teddy, Audrey and Liv.



### JOHN READ SENIOR BASKETBALL COMMUNICATIONS LEAD

John Read enters his tenth season with the Oklahoma City Thunder where he currently serves as the team's Senior Basketball Communications Lead. He previously held the title of Manager of Basketball Communications for six years following a three-year stint as the Thunder's Basketball Communications Coordinator. In his current role with the team, Read serves as a liaison between the Thunder players, coaches, front office and the media.

The Mission Viejo, CA native is a 2006 graduate of Loyola Marymount University with a degree in Business Finance. Read joined the Thunder in March of 2009 after starting the 2008-09 NBA season with the Dallas Mavericks front office. His NBA experience dates back to 2004 when he began working as an intern with the Los Angeles Lakers Public Relations Department.



### LAILA WANI BASKETBALL COMMUNICATIONS COORDINATOR

Laila Wani enters her second season as Basketball Communications Coordinator. Prior to the Thunder, she worked for the Miami Marlins, where she helped execute communications strategies for the Marlins during the 2016 MLB season.

Previous to her time in baseball, the Mustang, Oklahoma native served as communications intern for the Rocky Mountain Athletic Conference and also spent time in the Athletic Communications department for the University of Oklahoma. Wani is a graduate of the University of Oklahoma, where she earned her bachelor's degree in Public Relations in 2014.



### SHELBY WILLINGHAM BASKETBALL COMMUNICATIONS COORDINATOR

Shelby Willingham returns to the Thunder for her first year as Basketball Communications Coordinator. Previously, she spent the 2016-17 season as the Basketball Communications Assistant for the San Antonio Spurs before being promoted to Corporate Communications Coordinator.

Prior to her time in San Antonio, Willingham spent the 2014-15 and 2015-16 campaigns interning for the Thunder's communications department. The Oklahoma State graduate also interned in the university's athletic marketing and promotions department for two and a half years before graduating with a bachelor's degree in Spanish and Secondary Education.

## MEDIA INFORMATION



The following information has been established to assist in your coverage of the Oklahoma City Thunder and to provide a professional working environment for all members of the media.

### PR HOTLINE 405-208-4801

The Oklahoma City Thunder PR Hotline is updated daily with practice times, shoot-around times and media availability times.

**CHESAPEAKE ENERGY ARENA** is located in downtown Oklahoma City at the corner of Reno Avenue and Robinson Avenue. Chesapeake Energy Arena sits in the heart of a downtown renaissance, just steps away from the Cox Convention Center, as well as hotels, restaurants and entertainment venues in downtown Oklahoma City and Bricktown.

**PARKING** is available on a limited basis and can be requested by calling the Basketball Communications Department. Please confirm your credential and parking spot prior to arriving at the game. Media parking is located in the Cox Convention Center parking garage located just north of the Chesapeake Energy Arena. Media with confirmed parking should enter the Cox Center parking garage off Robinson street just north of Reno.

**TELEPHONES** are provided in the media workroom and, on a limited basis, courtside. A request for a dedicated phone line can be made by calling the public relations department 24 hours prior to tip-off.

**MEDIA SEATING** is located on the scorer's table, the second row scorer's table, section 116 and section 103. Media seats will be assigned by the Basketball Communications department and we ask that you please do not switch assigned seats without prior approval from the Basketball Communications department. Seating charts can be found in the media workroom.

**MEDIA DINING** is provided to working media and will be served in the media dining area 3 hours prior to tip-off on game day.

**PHOTOGRAPHERS** can find photo charts with their assigned spots in the media workroom. All lanes are assigned and photographers cannot switch assigned lanes without approval from a member of the Basketball Communications department. Please be considerate of fans seated directly behind you. For the safety of players, and in accordance with league rules, rubber lenses must be used and photographers are not allowed on the floor at anytime during the game. Remote cameras and tripods are not allowed on the floor. Use of a flash bulb is prohibited. **PHOTOGRAPHERS ARE PROHIBITED TO SHOOT FROM THE GRANDSTAND AREA WITHOUT PRIOR APPROVAL FROM THE PUBLIC RELATIONS DEPARTMENT.**

**INTERVIEW REQUESTS** requiring special accommodations should be made in advance by contacting the public relations department. For player and coach interview requests, please contact Matt Tumbleson at [mtumbleson@okcthunder.com](mailto:mtumbleson@okcthunder.com).

**GAME NOTES AND STATISTICS** are available in the media room two hours before each game, during the game and after the game. Statistics are distributed to the media seating areas after each quarter. Statisticians for radio and television broadcasts can be arranged by contacting the basketball communications department.





## MEDIA INFORMATION

### MEDIA COVERING THE THUNDER



**DEAN BLEVINS**  
KWTU-TV



**BRIAN BRINKLEY**  
KFOR-TV



**CLIFF BRUNT**  
ASSOCIATED PRESS



**JENNI CARLSON**  
THE OKLAHOMAN



**BRETT DAWSON**  
THE OKLAHOMAN



**ERIK HORNE**  
THE OKLAHOMAN



**FRED KATZ**  
NORMAN TRANSCRIPT



**BRYAN KEATING**  
KOCO-TV



**MICHAEL KINNEY**  
YUKON REVIEW



**STEVE McGEHEE**  
KWTU-TV



**MYRON PATTON**  
KOKH-TV



**RANDY RENNER**  
INSIDETHUNDER.COM



**JOHN ROHDE**  
ROHDE ON SPORTS



**BERRY TRAMEL**  
THE OKLAHOMAN



**ROYCE YOUNG**  
ESPN.COM



### INTEGRIS Thunder Development Center

The Oklahoma City Thunder began calling the INTEGRIS Thunder Development Center home just prior to the start of the 2011-12 season. The 53,000 square foot state-of-the-art practice facility features two full-sized basketball courts, a 27-seat team classroom and a hydrotherapy area which was designed to benefit the Thunder's medical and training staff in the prevention and rehabilitation of injuries.

Funding for the construction of the practice facility and renovations to the team's Chesapeake Energy Arena comes from a one-cent sales tax approved by Oklahoma City voters on March 4, 2008. The 15-month tax took effect on January 1, 2009 and ran

through March 31, 2010. As part of the lease agreement, the Thunder will make an annual rent payment to the City of Oklahoma City.

During the groundbreaking ceremony in August of 2009, Oklahoma City Mayor

Mick Cornett commented, "Having the Thunder in Oklahoma City has been a tremendous sense of pride for our community. When the citizens of Oklahoma City passed the



Big League City initiative to renovate the city's downtown arena and build an NBA-leading practice facility, we all looked forward to this day."

INTEGRIS is the official health care provider of the Oklahoma City Thunder.



