

2012



2013

# THUNDER



## MEDIA GUIDE

[THUNDER.NBA.COM](http://THUNDER.NBA.COM)



## 2012-13 OKLAHOMA CITY THUNDER SEASON SCHEDULE

### NOVEMBER

SUN	MON	TUE	WED	THU	FRI	SAT
				TNT S.A. POR 8:30 7:00		
4 FSO ATL		6 FSO TOR		8 TNT CHI	9 FSO DET	
11 FSO CLE	12 FSO DET		14 FSO MEM		16 FSO N.O.	
18 FSO G.S.	19	20	21 FSO LAC	22 FSO BOS	24 FSO PHI	
25	26 FSO CHA	27	28 FSO HOU	29 FSO UTA	30 FSO	

### DECEMBER

SUN	MON	TUE	WED	THU	FRI	SAT
						FSO N.O.
2	3	4 FSO BKN	5	6	7 FSO LAL	8
9 FSO IND	10	11	12 FSO N.O.	13	14 FSO SAC	15
16	17 FSO S.A.	18	19 FSO ATL	20 FSO MIN	21	22
23	24	25 ABC MIA	26	27 TNT DAL	28	29 FSO HOU
30	31 FSO PHX					

### JANUARY

SUN	MON	TUE	WED	THU	FRI	SAT
			FSO BKN	3	4 FSO PHI	
6 FSO TOR	7 FSO WAS	8	9 FSO MIN	10	11 FSO LAL	12
13 FSO POR	14 FSO PHX	15	16 FSO DEN	17	18 FSO DAL	19
20 FSO DEN	21	22 FSO LAC	23 FSO G.S.	24	25 FSO SAC	26
27	28	29	30	31 FSO MEM		

### FEBRUARY

SUN	MON	TUE	WED	THU	FRI	SAT
						FSO CLE
3	4 FSO DAL	5	6 FSO G.S.	7	8 FSO PHX	9
10 FSO PHX	11	12 FSO UTA	13	14 TNT MIA	15	16
17	18	19	20 FSO HOU	21 FSO MIN	22	23
24	25 FSO CHI	26	27 FSO N.O.	28	29	30

### MARCH

SUN	MON	TUE	WED	THU	FRI	SAT
						FSO DEN
3 ABC LAC	4	5 TNT LAL	6	7 TNT N.Y.	8	9
10 ABC BOS	11	12	13 FSO UTA	14	15 FSO ORL	16
17 FSO DAL	18	19 FSO DEN	20 FSO MEM	21	22 FSO ORL	23
24 FSO POR	25	26	27 FSO WAS	28	29 FSO MIN	30 FSO MIL
31						

### APRIL

SUN	MON	TUE	WED	THU	FRI	SAT
				TNT S.A. IND 8:30 7:00		
7 ABC N.Y.	8	9 FSO UTA	10	11 FSO G.S. POR 8:30 7:00	12	13
14	15 FSO SAC	16	17 FSO MIL	18	19	20

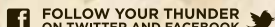


FSO = FOX SPORTS OKLAHOMA



COX HD	OKC COX	TULSA COX	DIRECTV	DISH NETWORK	AT&T U-verse
722	37	27	679	Check guide	754

THUNDER.NBA.COM



#### 2012-13 Oklahoma City Thunder Media Guide

The 2012-2013 Oklahoma City Thunder media guide was written and edited by Matt Tumbleson, Michael Ravina, John Read and Ben Coldagelli. Special statistical assistance was provided by Elias Sports Bureau. All photos were provided by NBA Entertainment unless otherwise noted. This publication was printed at Southwestern Stationery and Bank Supply, Inc., Oklahoma City, OK. Special thanks to Daren Shepherd for his work on the production, design and layout of the media guide.

The information contained in this publication was compiled by the Oklahoma City Thunder and is provided as a courtesy to fans and the press and may be used only for personal or editorial purposes. Any commercial use of this information is prohibited without the prior written consent of the Oklahoma City Thunder. All NBA and team insignias depicted in this publication are the property of NBA Properties, Inc. and the respective teams of the NBA and may not be reproduced for commercial purposes without the prior written consent of NBA Properties, Inc. (c) Copyright 2012 Oklahoma City Thunder

## TABLE OF CONTENTS



### GENERAL INFORMATION

General Information.....	4
<b>THUNDER OWNERSHIP GROUP</b>	
Clayton I. Bennett.....	6
Board of Directors.....	7

### PLAYERS

Photo Roster.....	10
Roster.....	11
Nick Collison.....	12
Kevin Durant.....	16
Serge Ibaka.....	20
Reggie Jackson.....	24
Perry Jones.....	26
Jeremy Lamb.....	28
DeAndre Liggins.....	30
Kevin Martin.....	32
Eric Maynor.....	34
Daniel Orton.....	38
Kendrick Perkins.....	40
Thabo Sefolosha.....	44
Hasheem Thabeet.....	48
Russell Westbrook.....	50
How the Thunder was built.....	54

### BASKETBALL OPERATIONS

Sam Presti.....	56
Troy Weaver, Michael Winger.....	57
Scott Brooks.....	58
Maurice Cheeks, Rex Kalamian.....	59
Mark Bryant, Brian Keefe, Maz Trakh.....	60
Vin Bhavnani, Paul Rivers, Will Dawkins.....	61
Donnie Strack, Joe Sharpe, Dwight Daub.....	62
Marc St. Yves, Matt Tumbleson.....	63
Basketball Operations Staff.....	64
Tulsa 66ers.....	65
NBA D-League Directory.....	67

### GENERAL INFORMATION

NBA Cares.....	68
Thunder in the Community.....	69
Uniforms and Official Marks.....	70
Rumble the Bison.....	71
Chesapeake Energy Arena.....	72
Chesapeake Energy Arena Ticket Map.....	74

### THUNDER STAFF

Danny Barth, Brian Byrnes.....	76
Pete Winemiller, Scott Loft.....	77
Dan Mahoney, Katy Semtner.....	78
Christine Berney, Jay Ory, Jody East.....	79
Karlis Kezbers, Tyler Lane, John Leach, Kelly McKeown.....	80
Ron Matthews, Travis Herman, Abby Morgan, Lisa Waite.....	81
Thunder Staff.....	82
Staff Directory.....	86

### 2011-12 REGULAR SEASON REVIEW

Regular Season Statistics.....	90
Miscellaneous Statistics.....	91
Game-By-Game Results.....	92
Game-By-Game Statistics.....	93
Team Highs and Lows.....	96
Individual Highs.....	97
Individual and Team Highs.....	98
Game Leaders/Back-To-Back Sets.....	99
Injuries/Starting Lineups.....	100
Transactions.....	101

### 2011-12 NBA REVIEW

2011-12 Standings.....	104
2011-12 League Leaders.....	105
Offense/Defense Statistics.....	106
Award Winners.....	108
2012 NBA Playoffs.....	109
Playoff Structure/Attendance.....	110
NBA Directory.....	111

### ALL-TIME RECORDS

Year-By-Year Record.....	114
All-Time Coaching Records.....	115
Opening Night.....	116
High-Low Scoring Games/Win-Loss Streaks.....	118
All-Time Winning-Losing Streaks/Win-Loss Margins.....	119
Overtime Results.....	120
Team Records.....	122
Opponent Team Records.....	123
Individual Records.....	124
Opponent Individual Records.....	125
Oklahoma City Team Records.....	126
Oklahoma City Opponent Team Records.....	127
Oklahoma City Individual Records.....	128
Oklahoma City Opponent Individual Records.....	129
All-Time Career Leaders.....	130
Greatest Individual Performances.....	132
Opponent Greatest Individual Performances.....	133
All-Time 40+ Points Performances.....	134
All-Time 20+ Rebounds Performances.....	135
All-Time 20-20 Club.....	136
All-Time Triple-Doubles.....	137
Award Winners.....	138
League Leaders/All-Stars.....	139
Year-By-Year Statistical Leaders.....	140
Year-By-Year Statistics.....	142
The Last Time.....	146
All-Time High Performances.....	148
Thunder Firsts.....	149

### ALL-TIME PLAYOFF RECORDS

Individual Playoff Records.....	152
Thunder Career Playoff Leaders.....	154
Top Single Game Performances.....	156

### THUNDER OPPONENTS

Atlanta Hawks.....	160
Boston Celtics.....	161
Brooklyn Nets.....	162
Charlotte Bobcats.....	163
Chicago Bulls.....	164
Cleveland Cavaliers.....	165
Dallas Mavericks.....	166
Denver Nuggets.....	167
Detroit Pistons.....	168
Golden State Warriors.....	169
Houston Rockets.....	170
Indiana Pacers.....	171
Los Angeles Clippers.....	172
Los Angeles Lakers.....	173
Memphis Grizzlies.....	174
Miami Heat.....	175
Milwaukee Bucks.....	176
Minnesota Timberwolves.....	177
New Orleans Hornets.....	178
New York Knicks.....	179
Orlando Magic.....	180
Philadelphia 76ers.....	181
Phoenix Suns.....	182
Portland Trail Blazers.....	183
Sacramento Kings.....	184
San Antonio Spurs.....	185
Toronto Raptors.....	186
Utah Jazz.....	187
Washington Wizards.....	188

### MEDIA INFORMATION

Brian Davis, Grant Long.....	190
Matt Pinto, Eleno Ornelas.....	191
Basketball Communications.....	192
Media Information.....	193
Media Regularly Covering the Thunder.....	194
INTEGRIS Health Thunder Develoipment Center.....	195
Thunder TV Schedule.....	196





## GENERAL INFORMATION

Business Office Address	Oklahoma City Thunder 211 N. Robinson Suite 300 Oklahoma City, OK 73102 405-208-4800
INTEGRIS Health Thunder Development Center	9600 N. Oklahoma Ave. Oklahoma City, OK 73114 405-208-4800
Home Court	Chesapeake Energy Arena (18,203)
Team Colors	Blue, Red, Yellow and Dark Blue
Television	Fox Sports Oklahoma
Radio	WWLS, 640 AM, 98.1 FM
TV Play-by-Play Announcer	Brian Davis
TV Color Analyst	Grant Long
Radio Play-by-Play Announcer	Matt Pinto
Website	www.thunder.nba.com
Game Times	7 p.m.; 6 p.m. Sundays

### NATIONAL BASKETBALL ASSOCIATION KEY DATES 2012-13

October 30 .....	2012-13 Season Tips Off
January 7 .....	10-day Contracts can now be signed
January 10 .....	All Contracts are guaranteed for remainder of the season
February 15-17 .....	2013 NBA All-Star (Houston)
February 21 .....	2013 NBA Trade Deadline (3 p.m. ET)
April 10-13 .....	Portsmouth Invitational Tournament (Portsmouth, VA)
April 17 .....	Regular Season ends
April 20 .....	2013 NBA Playoffs begin
April 28 .....	NBA Draft Early Entry Eligibility Deadline (11:59 p.m. ET)
May 7 .....	Conference Semifinals begin (possible move-up to May 6)
May 21 .....	2013 NBA Draft Lottery
May 22 .....	Conference Finals begin (possibly move-up to May 21)
June 6 .....	The Finals begin (possible move-up to June 4)
June 17 .....	NBA Draft Early Entry Withdrawal Deadline (5 p.m. ET)
June 20 .....	Last possible date for 2013 NBA Finals (possible move-up to June 18)
June 27 .....	2013 NBA Draft

### NBA ALIGNMENT

#### WESTERN CONFERENCE

##### NORTHWEST DIVISION

Denver Nuggets  
Minnesota Timberwolves  
Oklahoma City Thunder  
Portland Trail Blazers  
Utah Jazz

##### PACIFIC DIVISION

Golden State Warriors  
Los Angeles Clippers  
Los Angeles Lakers  
Phoenix Suns  
Sacramento Kings

##### SOUTHWEST DIVISION

Dallas Mavericks  
Houston Rockets  
Memphis Grizzlies  
New Orleans Hornets  
San Antonio Spurs

#### EASTERN CONFERENCE

##### CENTRAL DIVISION

Chicago Bulls  
Cleveland Cavaliers  
Detroit Pistons  
Indiana Pacers  
Milwaukee Bucks

##### SOUTHEAST DIVISION

Atlanta Hawks  
Charlotte Bobcats  
Miami Heat  
Orlando Magic  
Washington Wizards

##### ATLANTIC DIVISION

Boston Celtics  
New Jersey Nets  
New York Knicks  
Philadelphia 76ers  
Toronto Raptors

## THUNDER OWNERSHIP GROUP THE PROFESSIONAL BASKETBALL CLUB, LLC





## PROFESSIONAL BASKETBALL CLUB, LLC



**CLAYTON I. BENNETT**

Chairman and Chief Executive Officer  
Oklahoma City Thunder  
President, Dorchester Capital



## BOARD OF DIRECTORS



**AUBREY K. MCCLEENDON**  
Chief Executive Officer  
Chesapeake Energy Corporation



**G. JEFFREY RECORDS, JR.**  
President, Chief Executive  
Officer and Chairman  
MidFirst Bank



**TOM L. WARD**  
Chairman, Chief Executive  
Officer and President  
SandRidge Energy



**WILLIAM M. CAMERON**  
Chairman, President and  
Chief Executive Officer  
American Fidelity Assurance Company



**ROBERT E. HOWARD II**  
Chairman  
Howard Investments



**EVERETT R. DOBSON**  
Managing Partner  
Dobson Partnership



**JAY SCARAMUCCI**  
President  
Balon Corporation









## PHOTO ROSTER



**NICK  
COLLISON**

4




**KEVIN  
DURANT**

35




**SERGE  
IBAKA**

9



**REGGIE  
JACKSON**

15



**PERRY  
JONES**

3



**JEREMY  
LAMB**

11



**DEANDRE  
LIGGINS**

25



**KEVIN  
MARTIN**

23



**ERIC  
MAYNOR**

6




**DANIEL  
ORTON**

33



**KENDRICK  
PERKINS**

5



**THABO  
SEFOLOSHA**

2



**HASHEEM  
THABEET**

34



**RUSSELL  
WESTBROOK**

0

## ROSTER



NO	PLAYER	POS	HT	WT	BIRTHDATE	FROM	YEARS PRO
4	Nick Collison	F/C	6-10	255	10/26/80	Kansas/USA	8
35	Kevin Durant	F	6-9	235	09/29/88	Texas/USA	5
9	Serge Ibaka	F/C	6-10	235	09/18/89	Ricoh Manresa/Republic of Congo	3
15	Reggie Jackson	G	6-3	208	04/16/90	Boston College/USA	1
3	Perry Jones	F	6-11	235	09/24/91	Baylor/USA	R
11	Jeremy Lamb	G	6-5	180	05/30/92	Connecticut/USA	R
25	DeAndre Liggins	G	6-6	209	03/31/88	Kentucky/USA	1
23	Kevin Martin	G	6-7	185	02/01/83	Western Carolina/USA	8
6	Eric Maynor	G	6-3	175	06/11/87	Virginia Commonwealth/USA	3
33	Daniel Orton	C	6-10	255	08/06/90	Kentucky/USA	1
5	Kendrick Perkins	C	6-10	270	11/10/84	Clifton J. Ozen HS (TX)/USA	9
2	Thabo Sefolosha	G	6-7	215	05/02/84	Angelico Biella/Switzerland	6
34	Hasheem Thabeet	C	7-3	263	02/16/87	Connecticut/Tanzania	3
0	Russell Westbrook	G	6-3	187	11/12/88	UCLA/USA	4

### HEAD COACH

Scott Brooks

### ASSISTANT COACHES

Maurice Cheeks  
Rex Kalamian  
Mark Bryant  
Brian Keefe  
Maz Trakh

### DIRECTOR OF ATHLETIC PERFORMANCE

Dwight Daub

### HEAD ATHLETIC TRAINER

Joe Sharpe

### DIRECTOR OF MEDICAL SERVICES

Dr. Donnie Strack





# 4

## NICK COLLISON

POSITION: Forward/Center HEIGHT: 6-10 WEIGHT: 255

### BIRTHDATE

10/26/80

### BIRTHPLACE

Orange City, IA

### HIGH SCHOOL

Iowa Falls (Iowa Falls, IA)

### COLLEGE

Kansas

### HOW ACQUIRED/DRAFT BACKGROUND

Selected by the OKC franchise in the first round (No. 12 overall) of the 2003 NBA Draft.

### PRO EXPERIENCE

Eight NBA seasons

### CAREER AVERAGES

7.1 ppg and 6.1 rpg in 23.2 mpg (588 career games).

### 2011-12 SEASON AVERAGES

4.5 ppg and 4.3 rpg in 20.7 mpg.

### 2011-12

Scored in double figures on four occasions. Registered one double-double with 12 points on 6-of-7 shooting and 10 rebounds on 1/8 vs. San Antonio. Drew 28 offensive fouls (15th most in the NBA).

### NBA CAREER

**2010-11:** Ranked 5th in the NBA in offensive fouls drawn. Scored in double figures six times, including back-to-back outings 3/4 at Atlanta and 3/6 vs. Phoenix. Pulled-down 10+ rebounds on three occasions. Started game a perfect 6-of-6 from the field en route to 13 points 3/25 vs. Minnesota. Recorded lone double-double of the season with 13 points and 10 rebounds during OT win at Philadelphia (3/9). Pulled-in a team-high 10 rebounds 2/13 at Golden State. Set a season-high with 19 points on 8-of-10 shooting to go along with a team-high nine rebounds 12/19 vs. Phoenix just one game after setting his previous season-high with 12 points on 5-of-6 shooting during win vs. Sacramento (12/17).

**2009-10:** Appeared in 75 games and averaged 5.9 points, 5.1 rebounds, and .64 blocks in 20.8 minutes per contest. Scored in double-figures 13 times including outing vs. Denver (4/7) in which he led all reserves with 12 points on 4-of-7 FGs. Posted two double-doubles (10 points and 10 rebounds) vs. Dallas (1/15) and (11 points and 10 rebounds) at New Jersey (12/28). Scored in double-figures 2/26 vs. Minnesota as he converted 5-of-6 FG's en route to 10 points. Hit game-winning free throws with 4.5 seconds remaining in OKC win vs. Utah (12/31). Led all OKC reserves with 14 points on 5-of-8 FG's at Denver (12/14). After missing the previous four games due to injury (right knee), returned 12/2 vs. Philadelphia and led all OKC reserves with a season-high 18 points on 8-of-9 FG's while pulling-down a team-high seven rebounds. **2008-09:** Appeared in 71 games (40 starts). Recorded 11 double-doubles.



Scored 10 or more points 27 times. 20 or more points three times. Grabbed 10-plus rebounds 14 times. Led or co-led team in rebounding 22 times. Season-high tying 21 points and 13 rebounds vs. Portland on

2/6. Tied career-high five assists at San Antonio on 12/14. Tied career-high four blocks at Charlotte on 12/3. Five games on Inactive list. Missed 11 games due to injury/illness. **2007-08:** Appeared in 78 games (35 starts). Averaged career highs in points (9.8), rebounds (9.4) and assists (1.4). Led or co-led the team in rebounding 41 times. Registered a team-high 23 double-doubles. Shot 50.2 percent (322-641) from the field (T-27th in NBA). Tied career highs with 21 rebounds and five assists vs. Washington on 3/26. Blocked a career-high tying four shots at Charlotte on 11/17. **2006-07:** One of three players on the team to appear in all 82 games (Wilcox and Wilkins), starting 56. Averaged 9.6 ppg, 8.1 rpg, 1.0 apg, 0.8 bpg and 29.0 mpg. Led team with 66 blocks. Averaged 8.1 rpg (T-18th in NBA). Led or co-led the

### REGULAR SEASON Career Highs

Minutes.....49...01/12/2007.....Seattle vs. Utah  
Field Goals.....12...01/31/2007.....Seattle at Houston (Twice)  
Field Goal Attempts.....19...01/31/2007.....Seattle at Houston  
Three-Point Attempts.....1.....04/13/2012.....Oklahoma City vs. Sacramento (17 times)  
Free Throws.....9.....01/12/2007.....Seattle vs. Utah  
Free Throw Attempts.....10.....04/07/2007.....Seattle at Utah (Twice)  
Offensive Rebounds.....8.....04/08/2011.....Oklahoma City vs. Denver (6 times)  
Defensive Rebounds.....16.....12/05/2007.....Seattle vs. L.A. Clippers  
Rebounds.....21.....03/26/2008.....Seattle vs. Washington (Twice)  
Assists.....5.....12/14/2008.....Oklahoma City at San Antonio (5 times)  
Steals.....4.....04/15/2009.....Oklahoma City at L.A. Clippers  
Turnovers.....5.....01/08/2008.....Seattle at Cleveland (Twice)  
Blocked Shots.....4.....12/03/2008.....Oklahoma City at Charlotte (3 times)  
Points.....29.....01/09/2007.....Seattle at Phoenix

### NBA REGULAR SEASON STATISTICS

SEASON/TEAM	G-GS	MIN	FGM-FGA	PCT	3-PT FGM-FGA	PCT	FTM-FTA	PCT	OFF	DEF	TOT	AST	STL	TO	BLK	PTS	RPG	APG	PPG
03-04 Seattle	82-4	1396	190-354	.537	0-3	.000	83-118	.703	156	220	376	32	34	62	50	463	4.6	0.4	5.6
04-05 Seattle	Out for season - surgery on both shoulders																		
05-06 Seattle	66-27	1448	207-394	.525	0-3	.000	79-113	.699	143	225	368	74	21	77	35	493	5.6	1.1	7.5
06-07 Seattle	82-56	2378	318-636	.500	0-2	.000	154-199	.774	229	437	666	82	48	123	66	790	8.1	1.0	9.6
07-08 Seattle	78-35	2223	322-641	.502	0-2	.000	123-167	.737	254	476	730	113	47	118	60	767	9.4	1.4	9.8
08-09 OKC	71-40	1831	243-428	.568	0-2	.000	98-136	.721	181	308	489	66	51	73	50	584	6.9	0.9	8.2
09-10 OKC	75-5	1557	182-309	.589	1-4	.250	74-107	.692	152	232	384	38	37	63	48	439	5.1	0.5	5.9
10-11 OKC	71-2	1524	137-242	.566	0-0	.000	55-73	.753	119	197	316	69	42	55	31	329	4.5	1.0	4.6
11-12 OKC	63-0	1307	120-201	.597	0-1	.000	44-62	.710	119	155	274	82	33	61	28	284	4.6	0.8	5.4
TOTALS	588-169	13664	1719-3205	.536	1-17	.059	710-975	.728	1353	2250	3603	556	313	632	368	4149	6.1	0.9	7.1

### NBA PLAYOFF STATISTICS

SEASON/TEAM	G-GS	MIN	FGM-FGA	PCT	3-PT FGM-FGA	PCT	FTM-FTA	PCT	OFF	DEF	TOT	AST	STL	TO	BLK	PTS	RPG	APG	PPG
04-05 Seattle	11-0	218	37-61	.607	1-1	1.000	17-27	.630	22	33	55	5	3	6	5	92	5.0	0.5	8.4
09-10 OKC	6-0	128	8-24	.333	0-1	.000	3-7	.429	12	16	28	2	5	4	1	19	4.7	0.3	3.2
10-11 OKC	17-0	413	48-76	.632	0-0	.000	18-23	.783	47	51	98	15	15	13	15	114	5.8	0.9	6.7
11-12 OKC	20-0	332	33-51	.647	0-0	.000	3-7	.429	30	37	67	19	12	12	5	69	4.6	0.8	5.4
TOTALS	54-0	2185	126-212	.594	1-2	.500	41-64	.641	111	137	248	41	35	35	26	294	4.6	0.8	5.4



team in rebounding 33 times. Registered 18 double-doubles. Shot 50.0 percent (318-of-636) from the field (27th in NBA). Posted career highs of 29 points and 21 rebounds at Phoenix on 1/9 to become the 10th player in franchise history to record a 20/20 game, and the 40th overall 20/20 game in team history. Registered 25 points and 13 rebounds vs. Utah on 1/12. **2005-06:** Appeared in 66 games. Averaged 7.5 ppg and 5.6 rpg. Led the team in rebounding 17 times. Registered eight double-doubles. Shot 52.5 percent (207-394) from the field. Recorded 20 points and 11 rebounds on 4/18 at Sacramento. Suffered a partially-torn plantar fascia in his left foot vs. Utah on 3/5 and missed the ensuing 14 games. Recorded back-to-back double-doubles for the first time in his career with 17 points and a career-high 15 rebounds vs. Atlanta on 2/10 and 12 points and 11 rebounds at New Orleans/Oklahoma City on 2/8. Scored 20 points and grabbed 12 rebounds at Toronto on 11/13. **2004-05:** One of only two players on the team to appear in all 82 games (Ridnour). Averaged 5.6 ppg and 4.6 rpg in 17.0 mpg. Shot 53.7 percent (190-354) from the field (1st among rookies). Averaged 4.6 rpg (10th among rookies). Scored in double figures 13 times. Grabbed 10-plus rebounds five times. Led or co-led the team in rebounds 15 times. Registered four double-doubles. Scored 16 points twice (vs. Golden State on 2/16 and vs. the Lakers on 4/8). Grabbed 12 rebounds vs. Golden State on 2/16. Suffered a broken nose vs. Phoenix on 3/6. **2003-04:** Missed entire rookie season due to surgery on both shoulders. Had successful left shoulder surgery on 10/14. Had successful surgery on his right shoulder on 2/13.

#### CAREER PLAYOFFS

Appeared in postseason play in four of his eight NBA seasons while appearing in 54 playoff games and recording averages of 5.4 points and 4.6 rebounds in 20.2 minutes. **2012:** Appeared in 20 games and averaged 3.5 points, 3.4 rebounds and 1.0 assist in 16.6 minutes. Set a 2012 playoff-high with 10 rebounds vs. MIA in Game 1 of the NBA Finals. **2011:** In 17 games averaged 6.7 points and 5.8 rebounds in 24.3 minutes. **2010:** Averaged 3.2 points and 4.7 rebounds in six first round playoff games versus the LA Lakers. **2005:** Averaged 8.4 ppg and 5.0 rpg in 11 games. Shot 60.7 percent from the floor (37-61). Scored a playoff-high 15 points and grabbed nine rebounds in Game 5 against Sacramento on 5/3.

#### COLLEGE

**2003:** NCAA All-Final Four Team. NABC National Player of the Year. Associated Press First-Team

All-America. John R. Wooden All-American Team. *Basketball Times* First-Team All-American. USBWA First-Team All-American. Big 12 Player of the Year (Coaches). NABC First-Team All-American. First-Team All-Big 12 (AP and Coaches). First-Team Academic All-Big 12. Three-time Big 12 Player of the Week. **2002:** Honorable Mention AP All-America. Big 12 All-Tournament Team. Second-team All-Big 12. **2001:** Second-team AP All-Big 12. First-team All-Big 12 (coaches). *Sporting News* first-team All-Big 12. Second-team Academic All-Big 12. Two-time Big 12 Player of the Week. **2000:** Honorable Mention All-Big 12 (AP). Big 12 All-Freshman Team. Two-time Big 12 Rookie of the Week. **2002-03 (Senior season):** Led Kansas to the NCAA title game against Syracuse. Averaged 18.5 ppg (2nd in Big 12), 10.0 rpg (3rd in Big 12, 18th in the nation) and 1.9 bpg. Totaled 702 points, the seventh highest single-season total in school history. Scored a career-high 33 points against Duke in the Jayhawks' NCAA Sweet 16 win. Grabbed a career-high 23 rebounds vs. Texas. **2001-02 (Junior season):** Named to the All-Big 12 Academic Second Team. Averaged 15.6 ppg, 8.3 rpg and 2.2 bpg (1st in Big 12). Shot 59.2 percent from the field (245-414). **2000-01 (Sophomore season):** Averaged 14.0 ppg, 6.7 rpg and 1.6 bpg. Shot a career-high 59.7 percent from the field (187-313). **1999-2000 (Freshman season):** Averaged 10.5 ppg and 6.9 rpg. Started every game with the exception of Senior Day.

#### HIGH SCHOOL

Won two state basketball titles as his Iowa Falls team went 101-1 with Nick on the court and his father coaching. Averaged 21.7 points, 9.6 rebounds, 4.5 blocks, 2.5 steals and 2.4 assists per game. Participated in the McDonald's All-America Game. Selected as a *Parade* second-team All-American. Co-winner of the Mr. Iowa Basketball award (along with eventual Kansas teammate Kirk Hinrich).

#### PERSONAL

Full name is Nicholas John Collison. Served as a member of 2003 USA Basketball World Championship Team that participated in Puerto Rico. Father Dave coached on the high-school level for 23 years, including Nick's team at Iowa Falls. Lists favorite movie as *Anchorman* and he says that if he could appear on any reality show it would be *The Amazing Race*. Visited South Africa as part of the NBA's Without Borders program in 2012. Listed *Curb Your Enthusiasm* as his favorite show of all-time. Favorite subject in school was history as a kid.







# 35 KEVIN DURANT

POSITION: Forward HEIGHT: 6-9 WEIGHT: 235

## BIRTHDATE

9/29/88

## BIRTHPLACE

Washington, D.C.

## HIGH SCHOOL

Montrose Christian (Suitland, MD)

## COLLEGE


Texas

## HOW ACQUIRED/DRAFT BACKGROUND

Selected by the OKC franchise in the first round (No. 2 overall) of the 2007 NBA Draft.

## PRO EXPERIENCE

Five NBA seasons



## CAREER AVERAGES

26.3 ppg, 6.6 rpg, 2.8 apg and 1.2 spg in 38.1 mpg (380 career games).

## 2011-12 SEASON AVERAGES

28.0 ppg (led NBA), 8.0 rpg, 3.5 apg and 1.3 spg in 38.6 mpg.

## 2011-12

Named to the All-NBA First Team for a third consecutive season after becoming the seventh player in league history to lead the NBA in scoring for three consecutive seasons. Set a career-high with 51 points during overtime win vs. Denver on 2/19. The 51 points scored represents the fourth highest scoring output in franchise history. Received the NBA's Player of the Month honors for the month of February and for the month of March. Matched a career-best streak with double-doubles in five consecutive outings (1/27 at Golden State - 2/4 at San Antonio). Notched 18 double-doubles on the season. Named MVP of the All-Star game after posting a game-high 36 points and seven rebounds. Named a starter on the 2012 Western Conference All-Star team after receiving 1,345,566 votes, second most in the Western Conference. Received the NBA's Western Conference Player of the Week award on three occasions this season (Durant has won eight career POW awards). Became the first player to score 30+ points in the first four games of the season since Kobe Bryant (2005-06 season). Connected on third game winning field goal of his career as time expired on 12/29 vs. Dallas. Pulled-down a season-high 17 rebounds 3/23 vs. Minnesota. Scored 30+ points 25 times (17-8 record) including, four 40-point efforts and one 50-point effort (2/19/12 vs. Denver).

## NBA CAREER

**2010-11:** Named to the All-NBA First Team for a second consecutive season after becoming just the 11th player in NBA history to win the scoring title in back-to-back seasons. Led the NBA with five 40-point scoring efforts en route to a league-best 27.7 point per game scoring average. The two-time NBA Player of The Month (December and April) led the NBA with 29 30-point scoring efforts and in those games the Thunder posted a 24-5 record. Through his first four NBA seasons, Durant has amassed 8,128 points scored. Among all active NBA players only LeBron James (8,439) recorded more points scored through his first four NBA seasons. Named the NBA's player of the week on two occasions. Recorded five straight double-doubles for the first time in his career 1/30 vs. Miami - 2/8 vs. Memphis. Matched a career-high with 47 points and set a new career-high with 18 rebounds during OKC's one-point

win at Minnesota (1/26). Recorded 13 double-doubles on the season (Most recent: 25 points and 11 rebounds 4/1 at Portland). Matched a career-high with five blocks shots vs. Portland (3/27). Made game-winning 3-point field goal as time expired 1/22 vs. New York. Named the NBA's Kia Western Conference Player of the Month in December and In April. During month of December, helped lead the Thunder to an 11-5 mark (best in the Northwest Division) while averaging a league-best 29.4 points. Connected on 16-of-16 free throws for second time this year on 11/15 at Utah and converted 16-of-17 FTs 11/22 vs. Minnesota. Appeared in his 300th career NBA game 3/18 vs. Charlotte. At the time only two active players scored more points than Durant (7,760) in their first 300 games (Shaquille O'Neal and LeBron James). Scored 34 points in his second All-Star appearance at STAPLES Center on 2/20. **2009-10:** Was named First Team All-NBA. Became youngest player in NBA history to win the scoring title (30.1 ppg) and the first in franchise history. Finished second (behind LeBron James) in NBA MVP voting. One of only 10 players in NBA history to start every game and average 30+ points. Set franchise record and led the NBA with 756 made free throws. Recorded back-to-back 40 points games for the first time in his career vs. Minnesota (4/4) and at Utah (4/6). Set all-time franchise record for points in a single season (2,472 points scored). Matched season-high with 45 points and a career-high seven made three-point FGs at Utah (4/6). Made first career All-Star appearance (2/14) and recorded 15 points and five rebounds in 20 minutes. Led NBA and set a franchise record with 47 games of 30+ points. His streak of 25+ points in 29 consecutive games (12/22 - 2/23) is an all-time franchise record and the longest streak for all active NBA players. Recorded 25 double-doubles on the year including vs. Denver (4/7) with 33 points and 11 rebounds. Led team in scoring in 75-of-82 games. Tallied 40+ points eight times. Tied franchise record with 15 free throw makes in a half on 3/19 at Toronto. Became 2nd youngest NBA player (LeBron James) to record 2,000 points through first 68 games at age 21 or younger. Posted season-high 45 points and 11 rebounds vs. Golden State (1/31), by shooting 16-of-21 on the night became the 2nd player in franchise history to score 45+ points on better than 75.0% shooting (Spencer Haywood on 1/7/72; 48 pts on 21-of-28 FGs). Matched career-high with 13 offensive rebounds at Dallas (1/15). Named NBA Player of The Week on three separate occasions. Became the 2nd youngest NBA player (behind only LeBron James) to reach 4,000 career point scored on 12/4 vs. Boston as he finished with a game-high 36 points. With his 28-point performance on 11-of-22 shooting versus the Jazz in Utah (11/24), became just the fourth player in league history, joining LeBron James (twice), Shaquille O'Neal and Michael Jordan, to score at least 400 points during the first 15 games of a season at age 21 or younger. Set all-time franchise record for most free throws without a miss (18) at Sacramento (11/10) en route to game-high 37 points. **2008-09:** Appeared 74 games (all starts) and averaged 25.3 points, 6.5 rebounds, 2.8 assists, 1.30 steals in 39.0 minutes. Ranked 6th in the NBA in scoring (25.3 ppg) and 5th in minutes played (39.

0). Recorded 20 or more points 57 times. 30-plus points 21 times including five straight games from 2/1-2/10, marking the longest streak of his career. 40-plus points on three occasions. 15 double-doubles. Three-plus steals 13 times. Scored 20-plus points in 18 consecutive contests {Excludes game at Dallas (2/27) in which he played eight minutes and left with injury} from 1/28-3/24. Career-high 47 points vs. New Orleans (2/17). Set franchise record with 24 free throw makes (24-26 FT) and career-high 15 rebounds at L. A. Clippers (1/23). Career-high five steals at Dallas (12/13). Seven games on inactive list. Winner of first annual H-O-R-S-E competition sponsored by Geico as part of All-Star weekend. **2007-08:** Named NBA's Rookie of the Year and to the NBA All-Rookie First-Team. Received NBA Rookie of the Month award five times. Became the third teenager to average more than 20 points per game (Carmelo Anthony, LeBron James). Appeared in 80 games (80 starts). Averaged 20.3 points per game (1st among rookies, 24th in NBA). Shot 87.3 percent (391-448) from the foul line (1st among rookies, 11th in NBA). Averaged 2.4 apg (3rd among rookies). Scored 20-plus points 44 times. Scored 30-plus points seven times. Led or co-led the team in scoring 47 times. Led team with 75 blocks. Played in the T-Mobile Rookie Challenge on 2/15, tallying 23 points, eight rebounds and four assists. Recorded career-high 42 points on 18-of-25 shooting at Golden State on 4/16, and added a career-high 13 rebounds. At age 19 years 200 days, no player in the history of the NBA has scored as many points in a game at a younger age. Dished out a career-high nine assists and scored 37 points in a career-high 51 minutes vs. Denver on 4/6.

## CAREER PLAYOFFS

Appeared in 43 career postseason contests (43 starts) and recorded averages of 28.1 points, 7.7 rebounds and 3.2 assists. **2012:** Appeared in 20 games (20 starts) and averaged 28.5 points, 7.4 rebounds, 3.7 assists and 1.20 blocks in 41.9 minutes. With the score tied at 98-98, Kevin Durant hit the game winning 3-point field goal with 14 seconds left in Game 4 at L.A. Lakers in the Western Conference Semifinals. Connected on the game-winning field goal with 1.5 seconds left in regulation during Game 1 vs. Dallas in the First Round. Scored 18 of his game-high 36 points in the fourth quarter during Game 4 win vs. San Antonio (including 16 straight points for OKC) in the Western Conference Finals. Scored 17 of his game-high 36 points in the fourth quarter during Game 1 of the Finals vs. Miami. Recorded seven double-doubles in the 2012 postseason. Scored 20+ points in all 20 playoff games while scoring 30+ points on 10 occasions. **2011:** Scored 30+ points seven times, including three efforts of 40+. Recorded 5 double-doubles. Became the 20th player in NBA history to score 39+ points in a Game 7 during OKC's second round victory over Memphis on 5/15 (39 points; 13-25 FGs). Set a playoff career-high with 41 points (13-22 FGS) during opening round Game 1 victory vs. Denver before matching his postseason career-best postseason scoring effort in Game 5 vs. Denver. During the Thunder's close-out victory over DEN on 4/27, scored 16 (6-9 FGs) of his 41 points in the 4th quarter. Made a career playoff-high five 3-point field goals (5-6 3FGs) in Game 4 defeat on 4/25 vs. Denver.



## CAREER ALL-STAR

Named to his third career NBA Western Conference All-Star team (named starter for second time in career) during the 2011-12 season after receiving 1,345,566 votes, second most in the Western Conference. **2011-12:** Received MVP honors after scoring a game-high 36 points on 14-of-25 shooting. With a career All-Star scoring average of 28.3 points per game, Kevin Durant is the game's all-time leader in points per game (minimum three appearances). **2010-11:** In the game at STAPLES Center in Los Angeles, Durant scored 34 points in 30 minutes of action. He was named to the starting lineup after receiving the second most votes in the Western Conference. **2009-10:** Became the first All-Star in Oklahoma City Thunder history and in the game played at Dallas Cowboys Stadium in Arlington, TX, scored 15 points and grabbed five rebounds.

## USA BASKETBALL

Won a gold medal as a member of Team USA during the 2012 Olympics in London. Set a USA Basketball Olympic record by scoring 156 points in a single Olympic games. In eight games (all starts), registered averages of 19.5 points and 5.8 rebounds in 26.0 minutes per game. During the summer of 2010 Durant helped lead the USA Men's National Team to a gold medal during the 2010 FIBA World Championships played in Turkey. Durant, the tournament MVP recorded a game-high 28 points during the United States' gold medal winning, 81-64 victory over host country Turkey. He also set the all-time USA single game scoring record by notching 38 points during the USA's semifinal match-up versus Lithuania.

## COLLEGE

Earned National Player of the Year honors from *The Associated Press*, NABC, USBWA, CBS/Chevrolet and *The Sporting News* and was named the winner of the Adolph Rupp Trophy, the Naismith Award and the Wooden Award, becoming the first-ever freshman in NCAA history to win any of those awards. Earned consensus First Team All-American honors, becoming just the third freshman in NCAA history to earn that honor, joining Wayman Tisdale (1983) and Chris Jackson (1989). Named Big 12 Freshman and Player of the Year, earned First Team All-Conference honors and was named to the league's All-Defensive Team. Set single-season school and Big 12 record for points in a season with 903, a total that ranks as the second-most by a freshman in NCAA history. Also

set a single-season school record for total rebounds in a season with 390, a mark that ranks second in Big 12 history and third all-time for a freshman in NCAA history. **2006-07 (Freshman season):** Averaged 25.8 ppg (first in Big 12, fourth in the nation), 11.1 rpg and 1.9 bpg in 35 games. Averaged 28.9 ppg and 12.5 rpg in conference play, both Big 12 single-season records for league games only. Scored 20-plus points 30 times and posted 30-plus points 11 times. Recorded 20 double-doubles. Tallied a career-high 37 points on four occasions. Named Big 12 Tournament Most Valuable Player after scoring a tournament-record 92 points.

## HIGH SCHOOL HIGHLIGHTS

**2005-06 (Senior season)** Named First Team All-American by USA Today and Parade Magazine after senior season at Montrose Christian (MD) after averaging 23.6 ppg, 10.2 rpg, 3.0 apg, 3.0 spg and 2.6 bpg. Named Co-MVP of the McDonald's All-American Game after posting 25 points for the West squad. Led Montrose Christian to a 20-2 record and a No. 9 ranking in the final USA Today poll. **2004-05 (Junior season):** Named Second Team All-American by Parade Magazine. Averaged 19.6 ppg and 8.8 rpg for Oak Hill Academy. Shot 65 percent from the field, including 43 percent from three-point range.

## PERSONAL

Wears No. 35 to honor his childhood AAU coach, Charles Craig, who died when he was 35. Favorite food is crab legs. Most admired Vince Carter as a child. Loves to play video games (NBA Live and March Madness) and shopping for clothes. Favorite motto, which his mentor and coach Taras Brown recited when Kevin was working out, is: "Hard work beats talent when talent fails to work hard."

## REGULAR SEASON Career Highs

Minutes	52	03/23/2012	OKC vs. Minnesota (Twice)
Field Goals	19	02/19/2012	OKC vs. Denver
Field Goal Attempts	34	04/22/2012	OKC at L.A. Lakers
Three-Point Field Goals	7	04/06/2010	OKC at Utah
Three-Point Attempts	13	04/01/2011	OKC at Portland (Twice)
Free Throws	24	01/23/2009	OKC at L.A. Clippers
Free Throw Attempts	26	01/23/2009	OKC at L.A. Clippers
Offensive Rebounds	4	01/30/2011	OKC vs. Miami (9 times)
Defensive Rebounds	16	03/09/2011	OKC at Philadelphia (Twice)
Rebounds	18	01/26/2011	OKC at Minnesota
Assists	9	04/06/2008	Seattle vs. Denver
Steals	5	04/03/2010	OKC at Dallas (Twice)
Turnovers	9	04/04/2012	OKC at Miami
Blocked Shots	5	03/27/2011	OKC vs. Portland (Twice)
Points	51	02/19/2012	OKC vs. Denver

## NBA REGULAR SEASON STATISTICS

SEASON/TEAM	G-GS	MIN	FGM-FGA	PCT	3-PT FG		FTM-FTA	PCT	Rebounds			AST	STL	TO	BLK	PTS	Averages		
					FGM-FGA	PCT			OFF	DEF	TOT						RPG	APG	PPG
07-08 Seattle	80-80	2768	587-1366	.430	59-205	.288	391-448	.873	70	278	348	192	78	232	75	1624	4.3	2.4	20.3
08-09 OKC	74-74	2885	661-1390	.476	97-230	.422	452-524	.863	77	405	225	205	96	225	53	1871	6.5	2.8	25.3
09-10 OKC	82-82	3239	794-1668	.476	128-351	.365	756-840	.900	105	518	623	231	112	271	84	2472	7.6	2.8	30.1
10-11 OKC	78-78	3038	711-1538	.462	145-414	.350	594-675	.880	57	476	533	214	88	218	76	2161	6.8	2.7	27.7
11-12 OKC	66-66	2546	643-1297	.496	133-344	.387	431-501	.860	40	487	527	231	88	248	77	1850	8.0	3.5	28.0
TOTALS	380-380	14476	3396-7259	.468	562-1544	.364	2624-2988	.878	349	2164	2513	1073	462	1194	365	9978	6.6	2.8	26.3

## NBA PLAYOFF STATISTICS

SEASON/TEAM	G-GS	MIN	FGM-FGA	PCT	3-PT FG		FTM-FTA	PCT	REBOUNDS			AST	STL	TO	BLK	PTS	Averages		
					FGM-FGA	PCT			OFF	DEF	TOT						RPG	APG	PPG
09-10 OKC	6-6	231	43-123	.350	10-35	.286	54-62	.871	8	38	46	14	3	22	8	150	7.7	2.3	25.0
10-11 OKC	17-17	722	155-345	.449	37-109	.339	140-167	.830	18	121	139	48	16	42	19	487	8.2	2.8	28.6
11-12 OKC	20-20	837	198-383	.517	41-110	.373	133-154	.864	13	135	148	74	29	63	24	570	7.4	3.7	28.5
TOTALS	43-43	1790	396-851	.465	88-254	.346	327-383	.854	39	294	333	136	48	127	51	1207	7.7	3.2	28.1







9

# SERGE IBAKA

POSITION: Forward/Center HEIGHT: 6-10 WEIGHT: 235

## BIRTHDATE

9/18/89

## BIRTHPLACE

Brazzaville (Republic of Congo)

## HOW ACQUIRED/DRAFT BACKGROUND

Selected by the Oklahoma City Thunder with the No. 24 overall pick in the 2008 NBA Draft.

## PRO EXPERIENCE

Three NBA seasons

## CAREER AVERAGES

8.5 ppg, 6.9 rpg and 2.4 bpg in 24.1 mpg (221 career games).

## 2011-12 SEASON AVERAGES

9.1 ppg, 7.5 rpg, 0.4 apg and 3.6 bpg in 27.2 mpg.

## 2011-12

Named to the NBA's All Defensive First Team (trailed only LeBron James in the most points garnered for the award). Set an all-time franchise record with 3.65 blocks per game (most blocks per game recorded in the NBA in more than a decade). Became the first player in franchise history to record a triple-double which included blocked shots, with 14 points, 15 rebounds and 11 blocked shots vs. Denver (2/19). His 11 blocks in the game is an all-time franchise record. Set a career-high with 20 rebounds vs. Phoenix (3/7). Set a then career-high and later matched an all-time franchise record by registering 10 blocked shots during OKC win at Dallas (2/1) and then again at Sacramento (2/9). Oklahoma City went 31-12 when Ibaka blocked three-plus shots. Scored in double figures on 28 occasions including one effort of 20 points. Recorded 10 or more rebounds 17 times. Registered 10-plus blocks three times while recording 12 double-doubles and one triple-double.

## NBA CAREER

**2010-11:** Led the NBA with 198 blocked shots and ranked third in blocks per game (3.2). Posted four or more blocked shots 18 times this season and the Thunder registered a 16-2 record in those games. Ranked 8th in the NBA with 54.3% field goal shooting percentage. Matched a career-high with 8 blocked shots at Washington (3/14) and recorded a total of 15



## REGULAR SEASON Career Highs

Minutes	46	04/22/2012	OKC at L.A. Lakers
Field Goals	9	04/22/2012	OKC at L.A. Lakers (6 times)
Field Goal Attempts	16	04/22/2012	OKC at L.A. Lakers (Twice)
Three-Point Field Goals	1	01/06/2012	OKC vs. Houston (Twice)
Three-Point Attempts	1	04/25/2012	OKC vs. Denver (6 times)
Free Throws	9	02/15/2011	OKC vs. Sacramento
Free Throw Attempts	10	02/15/2011	OKC vs. Sacramento (3 times)
Offensive Rebounds	9	03/07/2012	OKC vs. Phoenix
Defensive Rebounds	12	04/22/2012	OKC at L.A. Lakers (Twice)
Rebounds	20	03/07/2012	OKC vs. Phoenix
Assists	2	04/14/2012	OKC at Minnesota (8 times)
Steals	2	04/14/2012	OKC at Miami (11 times)
Turnovers	4	03/24/2010	OKC vs. Houston (Twice)
Blocked Shots	11	02/19/2012	OKC vs. Denver
Points	22	11/15/2010	OKC at Utah

blocks at Cleveland (3/13) and at Washington (3/14) which represents the most blocks in franchise history during a two game span since Alton Lister blocked 16 shots in back-to-back games during the 1988-89 season. Participated in the Sprite Slam Dunk Contest during All-Star weekend in Los Angeles. Recorded at least a single blocked shot in 26 consecutive games from {12/21 – 2/15 (longest streak in the NBA at the time)}. Thunder went 32-12 with Ibaka

## NBA REGULAR SEASON STATISTICS

SEASON/TEAM	G-GS	MIN	FGM-FGA	PCT	3-PT FG FGM-FGA	PCT	FTM-FTA	PCT	Rebounds			AST	STL	TO	BLK	Averages			
									OFF	DEF	TOT					PTS	RPG	APG	PPG
09-10 OKC	73-0	1323	201-370	.543	1-2	.500	58-92	.630	138	259	397	10	25	68	97	461	5.4	0.1	6.3
10-11 OKC	82-44	2216	335-617	.543	0-1	.000	138-184	.750	214	408	622	22	31	71	198	808	7.6	0.3	9.9
11-12 OKC	66-66	1792	262-490	.535	1-3	.333	78-118	.661	193	305	498	28	33	79	241	603	7.5	0.4	9.1
TOTALS	221-110	5331	798-1477	.540	2-6	.333	274-394	.695	545	972	1517	60	89	218	536	1872	6.9	0.3	8.5

## NBA POSTSEASON STATISTICS

SEASON/TEAM	G-GS	MIN	FGM-FGA	PCT	3-PT FG FGM-FGA	PCT	FTM-FTA	PCT	Rebounds			AST	STL	TO	BLK	Averages			
									OFF	DEF	TOT					PTS	RPG	APG	PPG
09-10 OKC	6-0	152	20-35	.571	0-0	---	7-10	.700	13	26	39	2	2	6	12	47	6.5	0.3	7.8
10-11 OKC	17-17	490	67-145	.462	0-1	.000	33-40	.825	47	77	124	3	4	21	52	167	7.3	0.2	9.8
11-12 OKC	20-20	569	84-159	.528	1-4	.250	26-36	.722	47	68	115	12	11	11	59	195	5.8	0.6	9.8
TOTALS	43-37	1212	171-339	.504	1-5	.200	66-86	.767	107	171	278	17	17	38	123	409	6.5	0.4	9.5



in the starting lineup. Scored in double figures 42 times this season after scoring 10+ 18 times during all of the 2009-10 season. Tallied 12 double-doubles on the year including back-to-back doubles-doubles for the first time in his career (12/31 vs. Atlanta – 1/1 at San Antonio). Pulled-in a career-high 15 rebounds on two occasions this year (2/23 vs. San Antonio and 1/22 vs. New York). Converted 9-10 FGs and led all reserves with 18 points during win at Phoenix (2/4). Went a perfect 7-of-7 from the field and scored 16 points to go along with a game-high eight rebounds 11/28 at Houston. Registered a career-high 22 points on 9-13 FGs to go along with a game-high 11 rebounds for his second double-double of the year at Utah (11/15). **2009-10:** Scored 10-plus points 18 times. Grabbed 10-plus rebounds eight times. Registered four double-doubles on the season. Season-high tying 15 points and five blocked shots during season finale vs. Memphis (4/14). Season-high tying 15 points to go along with team-high 13 rebounds at Denver (3/3). Grabbed a career-high 14 rebounds in 28 minutes at L.A. Lakers (12/22). The 14 rebounds were the most by an Oklahoma City rookie since Jeff Green pulled-down 14 rebounds on 11/23/07 vs. New Jersey. Scored first point at L.A. Clippers (11/11). Made NBA debut at Detroit (10/30) and finished with one rebound in three minutes of action. Eight DNP's – Coach's Decision. One game inactive.

### PLAYOFFS

Appeared in 43 career postseason contests (37 starts) and posted averages of 9.5 points, 6.5 rebounds and 2.9 blocks in 28.2 minutes per game. **2012:** Set a playoff career-high with 26 points on perfect 11-of-11 shooting in Game 4 of the Western Conference Finals vs. San Antonio. Only Larry McNeil made more consecutive shots during a postseason game in NBA history (12-12 FGs 4/13/75; KCO vs. CHI). Recorded a then playoff career-high 22 points to go along with six rebounds and five blocked shots in 39 minutes during Game 1 in the First Round versus Dallas. Scored in double figures eight

times and recorded a double-double in Game 3 of the First Round at Dallas with a game-high 11 rebounds and 10 points. **2011:** Registered five double-doubles in the 2011 playoffs. Set a playoff franchise record with nine blocked shots in Game 5 of the first round vs. Denver. Matched a career-high with 22 points to go along with a career-high 16 rebounds during Game 3 vs. Denver only to set a playoff career-high with 12 defensive rebounds in Game 4 vs. Denver. Scored in double figures six times in the 2011 postseason.

### INTERNATIONAL HIGHLIGHTS

**2012:** Won a silver medal in the 2012 Olympics as a member of the Spanish Nation Team. During Olympic play, Ibaka appeared in eight games and averaged 8.0 points, 4.4 rebounds and 1.25 blocks in 15.1 minutes. **2008-09:** Spent the season playing professionally in Spain for Ricoh Manresa. In 31 games, averaged 7.1 points, 4.5 rebounds and 1.0 blocks in 15.5 minutes per contest. **2007-08:** Averaged 11.3 points, 8.2 rebounds and 3.0 blocked shots through 32 games for C.B. L'Hospitalet in the Spanish LEB Gold league. Posted 27 points and 11 rebounds vs. Alicante Costa Blanca. Tallied 14 points and 15 rebounds vs. Basket Cai Zaragoza. Registered 10 points, 12 rebounds and seven blocked shots vs. Ciudad de La Laguna Canarias. **2006-07:** Averaged 13.3 points, 9.0 rebounds and 1.8 blocked shots in four games with DKV Joventut in the Final Phase of the Circuito Sub-20.

### PERSONAL

Parents both played basketball for the National Team in the Congo. Has 17 siblings. Lived with his grandmother during the civil unrest in the Congo in the mid-to-late '90s in a house with no electricity or running water. Learned the game of basketball playing on outdoor courts wearing shoes with cardboard inserts to cover the holes in the soles. Made donations to the Congolese federation to help create opportunities for other young players to find success.







# 15 REGGIE JACKSON

POSITION: Guard HEIGHT: 6-3 WEIGHT: 208

## BIRTHDATE

4/16/90

## BIRTHPLACE

Pordenone, Italy

## HIGH SCHOOL

Palmer (Colorado Springs, CO)

## COLLEGE

Boston College

## HOW ACQUIRED/DRAFT BACKGROUND

Selected by the Oklahoma City Thunder in the first round (No. 24 overall) of the 2011 NBA Draft.

## PRO EXPERIENCE

One NBA season

## 2011-12 AVERAGES

3.1 ppg, 1.2 rpg and 1.6 apg (45 games)

## 2011-12

Recorded a career-high and game-high eight assists during win vs. Utah (2/14). Scored a career-high 11 points (4-9 FGs) in a then career-high 23 minutes vs. San Antonio (1/8). Made NBA debut vs. Phoenix (12/31) and scored two points in five minutes of action. Recorded 10 DNP's - Coach's Decision. Spent 11 games on Inactive List.

## NBA D-LEAGUE

Appeared in one game (one start) with the Tulsa 66ers and recorded 22 points, eight rebounds and seven assists in 41 minutes.

## COLLEGE HIGHLIGHTS

An AP All-America Honorable Mention and All-ACC First-Team selection as a junior. Named a Wooden Award Top 30 candidate.

## COLLEGE

**2010-11 (Junior):** Averaged 18.2 points, 4.2 rebounds, 4.5 assists and 1.1 steals per game. Earned All-ACC First-Team honors. An AP All-America Honorable Mention selection. Also captured USBWA All-District I and NABC All-District 2 accolades. Ranked among ACC leaders in seven categories in conference games only: scoring (fourth); assists (third); free-throw percentage (second, .870); field-goal percentage (seventh, .471); three-point field-goal percentage (sixth, .398); three-point field goals made (ninth, 2.1); and minutes played per game (tied-eighth, 33.3). Established a season-high in points (31) vs. Maryland, converting 12-of-16 field goals and 5-of-7 threes while adding eight rebounds. Posted 30 points (10-22 FGs) and eight rebounds in a loss to Yale. Tallied 29 points on 9-of-13 shooting vs. N.C. State. Notched 27 points on 10-of-13 shooting vs. Wake Forest, adding five rebounds and six assists. Had 27 points, seven rebounds, four assists at Clemson and 27, five and four vs. Indiana. Made 9-of-13 field goals vs. Providence for 26 points. Collected a season-high 10 assists vs. Holy Cross.

**2009-10 (Sophomore):** Averaged 12.9 points, 5.7 rebounds and 4.5 assists in 30.1 minutes per game, starting 20-of-31 contests. Led or tied for the team lead in scoring six times, in rebounding eight times, in assists 18 times and in steals six times. Scored in



double figures in 22 games, including two games with 20 points. Handed out double-digit assists vs. Virginia Tech (11 assists) and at Georgia Tech (10 assists to go with 13 points). Notched a season-high 20 points (8-14 FGs) 12 rebounds and seven assists in a win at Providence. Matched his season-high with 20 points (8-12 FGs) at Duke. Totaled 18 points and nine assists in the final game of the season vs. Virginia. Recorded 18 points (10-10 FTs) and seven assists vs. Clemson. Registered 17 points, seven rebounds and seven assists in a home win over North Carolina. **2008-09 (Freshman):** Averaged 7.0 points, 3.3 rebounds and 1.7 assists in 20.0 minutes. Scored in double figures in 12 games, including seven ACC contests. Led BC in assists three times and in steals seven. Scored 17 points in the Eagles' win at top-ranked North Carolina, shooting 8-for-14 from the floor. Tallied 15 points (6-8 FGs), five rebounds and three assists in a home win over Duke. Recorded 14 points (9-10 FTs), five rebounds and two steals in 31 minutes of action at home Miami and 10 points, five rebounds and seven assists on the road vs. the Hurricanes. Earned ACC

Rookie of the Week honors on Jan. 25 as he averaged 9.0 points, 5.5 rebounds and 3.0 assists per game in wins over Georgia Tech and NC State.

## PERSONAL

Says if he wasn't playing in the NBA, his dream would be to work for TNT sports. Identifies math as favorite subject in school while listing Chinese food as his favorite type of food.

## REGULAR SEASON Career Highs

Minutes	25	02/14/2012	OKC vs. Utah
Field Goals	4	02/04/2012	OKC at San Antonio (Twice)
Field Goal Attempts	9	01/08/2012	OKC vs. San Antonio
Three-Point Field Goals	2	02/04/2012	OKC at San Antonio
Three-Point Attempts	4	02/10/2012	OKC at Utah
Free Throws	5	02/17/2012	OKC vs. Golden State
Free Throw Attempts	6	02/17/2012	OKC vs. Golden State
Offensive Rebounds	3	03/15/2012	OKC at Denver
Defensive Rebounds	3	03/01/2012	OKC at Orlando (3 times)
Rebounds	5	03/15/2012	OKC at Denver
Assists	8	02/14/2012	OKC vs. Utah
Steals	3	01/14/2012	OKC vs. New York
Turnovers	5	01/14/2012	OKC vs. New York
Blocked Shots	1	02/10/2012	OKC at Utah
Points	11	01/08/2012	OKC vs. San Antonio

## NBA STATISTICS

SEASON/TEAM	G-GS	MIN	FGM-FGA	PCT	3-PL FG	FTM-FTA	PCT	Rebounds				AST	STL	TO	BLK	PTS	Averages		
								OFF	DEF	TOT							PPG	APG	RPG
11-12 OKC	45-0	501	51-159	.321	13-62	25-29	.862	14	39	53	71	25	36	1	140	1.2	0.6	3.1	
TOTALS	45-0	501	51-159	.321	13-62	25-29	.862	14	39	53	71	25	36	1	140	1.2	0.6	3.1	





3

# PERRY JONES

POSITION: Forward HEIGHT: 6-11 WEIGHT: 235

## BIRTHDATE

9/24/91

## HIGH SCHOOL

Duncanville HS (Duncanville, TX)

## COLLEGE

Baylor

## BIRTHPLACE

Winnsboro, LA

## HOW ACQUIRED/DRAFT BACKGROUND

Selected by the Oklahoma City Thunder in the first round (No. 28 overall) of the 2012 NBA Draft.

## PRO EXPERIENCE

Rookie



## CAREER HIGHLIGHTS

Earned AP All-American Honorable Mention as a sophomore. Became first player in Baylor program history to be named United States Basketball Writers Association (USBWA) Freshman All-American. Just the second player at Baylor to be named to Parade, McDonald's and Jordan Brand All-American teams while in high school.

## COLLEGE

**2011-12 (Sophomore):** Averaged 13.5 points and 7.6 rebounds in 33 games while helping lead Baylor to an Elite Eight appearance in the NCAA Tournament. One of two Baylor players to earn AP All-American Honorable Mention, while also picking up Second-Team All-Big 12 honors by the media and Third-Team by the league coaches. A candidate for numerous Player of the Year honors: selected to the Naismith Trophy Midseason 30; Oscar Robertson Trophy Midseason Watch List; and John R. Wooden Award Midseason Top 25. Garnered USBWA All-District VII and NABC All-District 8 honors. Named to Big 12 All-Tournament Team after averaging 22.5 points and 9.6 rebounds in three games. Notched a career-high 31 points and 11 rebounds vs. Kansas State in the quarterfinals before following up with an 18 point and seven rebound performance during upset win of Kansas in semifinals. Posted nine double-doubles on the

season. Recorded a then career-high 28 points on 11-of-16 shooting in win at BYU. Posted back-to-back 20/10 games at Oklahoma (21 points, 12 rebounds) and vs. Texas (22 points, 14 rebounds). Concluded season with 14 points and five rebounds in a Sweet 16 win vs. Xavier and 17 points and eight rebounds in an Elite Eight loss to Kentucky. **2010-11 (Freshman):** Unanimous Big 12 All-Rookie selection after posting 13.9 points and 7.2 rebounds in 33.9 minutes. Earned freshman All-American honors from USBWA, Basketball Times and CollegeInsider.com. Named second-team All-Big 12 by league's coaches and All-Big 12 Honorable Mention by the media. Garnered NABC All-District 8 second-team accolades. Finished regular season as Big 12 freshman leader in scoring and field goal percentage. Led team by shooting 54.9%, which ranked third in school history among freshmen. Scored in double figures in 26 of 30 games and 15 Big 12 contests. Had six 20-point games. Registered a season-high 27 points (9-16 FGs, 9-9 FTs) in win at No. 16 Texas A&M. Collected 25 points (10-13 FGs) vs. Oklahoma. Posted back-to-back 20-point games against Kansas and Oklahoma State, combining for 13-of-20 from the floor and 18-of-20 at the FT line. Made Big 12 debut with 20 points and a career-high five steals at Texas Tech.

## PERSONAL

Attended the same school (Duncanville HS) as former NBA players Greg Ostertag and Chris Owens.



## COLLEGE STATISTICS

Season	G	MPG	FGM	FGA	PCT	FTM	FTA	PCT	RPG	APG	SPG	BPG	PTS	AVG
2010-11	30	33.9	162	295	.549	91	137	.664	7.2	1.2	0.5	0.9	417	13.9
2011-12	33	30.7	182	364	.500	71	102	.696	7.6	1.3	0.8	0.6	445	13.5
<b>Totals</b>	<b>63</b>	<b>32.2</b>	<b>344</b>	<b>659</b>	<b>.522</b>	<b>162</b>	<b>239</b>	<b>.678</b>	<b>7.4</b>	<b>1.2</b>	<b>0.7</b>	<b>0.7</b>	<b>862</b>	<b>13.7</b>

Three-point field goals: 2010-11, 24-for-10 (.200); 2011-12, 10-for-33 (.303). Totals: 12-for-43 (.279)





# 11 JEREMY LAMB

POSITION: Guard HEIGHT: 6-5 WEIGHT: 180

## BIRTHDATE

5/30/92

## BIRTHPLACE

Norcross (GA)

## HIGH SCHOOL

Norcross (GA)

## COLLEGE

Connecticut

## ACQUIRED

Acquired from the Houston Rockets on 10/27/12 along with Kevin Martin, two first round picks and a second round pick in exchange for James Harden, Cole Aldrich, Daequan Cook and Lazar Hayward. Originally, selected by Houston in the first round (12th overall) of the 2012 NBA Draft.

## PRO EXPERIENCE

Rookie



## COLLEGE

In two seasons at Connecticut, posted averages of 14.1 points, 4.7 rebounds and 1.7 assists in 32.1 minutes per game. Became just the sixth sophomore in UConn history to score 1,000 career points. His total of 1,060 points ranks him No. 42 on UConn's all-time scoring list. Selected AP Honorable Mention All-American as a sophomore as well as All-Big East First Team. Helped UConn to a National Championship as a freshman, recording 12 points in the title game vs. Butler and earning a spot on the NCAA Final Four All-Tournament. **2011-12 (Sophomore):** Averaged 17.7 points, 4.9 rebounds and 1.2 steals per game. Selected to the All-Big East First Team. AP Honorable Mention All-American. Chosen to the Naismith and Wooden Award preseason watch lists. A Top-20 finalist for the Oscar Robertson Trophy. Led the Huskies in scoring 17 times. Scored 30 or more points in two games and 20 or more 10 times. Set a career-high with 32 points, including 10 in overtime, at Villanova. Recorded 25 points, including 17 in the second half, to go with eight rebounds against West Virginia. Posted a then career-high 30 points on 11-17 shooting, including five three-pointers, against Columbia in the season opener. **2010-11 (Freshman):** Was an integral part of UConn's NCAA Tournament and Big East Championship run. Earned NCAA Final Four All-Tournament, NCAA West Region All-Tournament and Big East All-Tournament honors. Averaged 11.1 points and 4.5 rebounds in 27.8 minutes per game on the season, starting 40-of-41 contests. Averaged 16.2 points and 4.8 rebounds while shooting 58 percent from the field in the NCAA Tournament. Matched his season high with 24 points on 9-of-11 shooting against San Diego State in the Sweet 16.

## PERSONAL

Born Jeremy Emmanuel Lamb on May 30, 1992, in Henrico Valley, Virginia. Has three siblings and father played college basketball for VCU. Other than basketball, enjoys playing street hockey. Attended Norcross High School (Norcross, GA) and led Norcross to the Regional Championship as a senior.



## COLLEGE STATISTICS

SEASON/TEAM	G-GS	MIN	FG-FGA	PCT	3FG-FGA	PCT	FTM-FTA	PCT	OFF	DEF	TOT	AST	STL	TO	BLK	PTS	RPG	APG	PPG
10-11 Connecticut	41-40	1,140	182-374	.487	46-125	.368	47-59	.797	50	133	183	66	35	52	25	457	4.5	1.6	11.1
11-12 Connecticut	34-34	1,266	217-454	.478	71-211	.336	98-121	.810	32	134	166	58	42	68	21	603	4.9	1.7	17.7
<b>TOTALS</b>	<b>75-74</b>	<b>2,406</b>	<b>399-828</b>	<b>.482</b>	<b>117-336</b>	<b>.348</b>	<b>145-180</b>	<b>.806</b>	<b>82</b>	<b>267</b>	<b>349</b>	<b>124</b>	<b>77</b>	<b>120</b>	<b>46</b>	<b>1,060</b>	<b>4.7</b>	<b>1.7</b>	<b>14.1</b>





# 25 DEANDRE LIGGINS

POSITION: Guard HEIGHT: 6-6 WEIGHT: 209

## BIRTHDATE

3/31/88

## BIRTHPLACE

Chicago (IL)

## HIGH SCHOOL

Findlay Prep (Las Vegas, NV)

## COLLEGE

Kentucky

## HOW ACQUIRED/DRAFT BACKGROUND

Signed as a free agent on September 12, 2012... Originally selected in the second round (No. 53 overall) of the 2011 draft by the Orlando Magic.

## PRO EXPERIENCE

One NBA season



## NBA

Played in 17 games during his rookie campaign for Orlando, averaging 1.9 points in 6.8 minutes per game. Made his NBA debut on Feb. 20 at Milwaukee, tallying three points (3-4 FTs) and two rebounds in 10 minutes. Recorded career-highs of seven points and five rebounds on Apr. 26 at Memphis. Recorded three steals on Feb. 29 at Washington. DNP-CD 24 times and on the Inactive List 25 times. Was on the Inactive List during the postseason.

## COLLEGE

Played 100 career games during three seasons at the University of Kentucky, averaging 5.8 ppg., 3.0 rpg. and 2.1 apg. in 21.9 mpg. **2010-11 (Junior):** Played in 38 games (28 starts), averaging 8.6 ppg., 4.0 rpg., 2.5 apg. and a team-high 1.21 stls in 31.6 minutes., while shooting .391 (36-92) from three-point range. Named to the SEC All-Defensive Team and also to the NCAA East Region All-Tournament Team, as he helped the Wildcats reach the 2011 NCAA Final Four. Hit a clutch three-pointer with 37 seconds left to give UK a four-point lead over North Carolina during the Elite Eight. **2009-10 (Sophomore):** Played in 29 games, averaging 3.8 ppg. and 2.3 rpg. in 15.3 minutes. Helped Kentucky win the SEC Tournament and reach the Elite Eight during the NCAA Tournament. **2008-09 (Freshman):** Appeared in 33 games (one start), averaging 4.2 ppg., 2.8 apg. and 2.4 rpg. in 16.5 minutes.

## PERSONAL

Full name is DeAndre Desmond Liggins. Son of Tammi Liggins. Chose Kentucky over Memphis, Illinois and Kansas. Majored in community communications and leadership development while at UK. Attended George Washington High School in Chicago before transferring to Findlay Prep in Las Vegas for his senior year.

## REGULAR SEASON Career Highs

Minutes	26	04/26/2012	Orlando at Memphis
Field Goals	3	04/26/2012	Orlando at Memphis (Twice)
Field Goal Attempts	6	04/26/2012	Orlando at Memphis
Free Throws	3	02/20/2012	Orlando at Milwaukee
Free Throw Attempts	4	04/13/2012	Orlando vs. Atlanta (Twice)
Offensive Rebounds	2	04/26/2012	Orlando at Memphis
Defensive Rebounds	3	04/26/2012	Orlando at Memphis
Rebounds	5	04/26/2012	Orlando at Memphis
Assists	3	03/14/2012	Orlando at San Antonio
Steals	3	02/29/2012	Orlando at Washington
Turnovers	2	04/26/2012	Orlando at Memphis (Twice)
Blocked Shots	0	04/26/2012	Orlando at Memphis (17 times)
Points	7	04/26/2012	Orlando at Memphis

## COLLEGE STATISTICS

SEASON/TEAM	G-GS	MIN	FGM-FGA	PCT	FTM-FGA	PCT	FTM-FTA	PCT	OFF	DEF	TOT	AST	STL	TO	BLK	PTS	RPG	APG	PPG
11-12 ORL	17-0	115	12-25	.480	0-4	.000	9-19	.474	6	9	15	5	6	10	0	33	0.9	0.3	1.9
TOTALS	17-0	115	12-25	.480	0-4	.000	9-19	.474	6	9	15	5	6	10	0	33	0.9	0.3	1.9







# 23 KEVIN MARTIN

POSITION: Guard HEIGHT: 6-7 WEIGHT: 185

**BIRTHDATE**  
2/1/83

**BIRTHPLACE**  
Zanesville (OH)

**HIGH SCHOOL**  
Zanesville (OH)

**COLLEGE**  
Western Carolina

## HOW ACQUIRED/DRAFT BACKGROUND

Acquired from the Houston Rockets on 10/27/12 along with Jeremy Lamb, two first round picks and a second round pick in exchange for James Harden, Cole Aldrich, Daequan Cook and Lazar Hayward. Originally, selected by Sacramento in the first round (26th overall) of the 2004 NBA Draft.

**PRO EXPERIENCE**  
Eight NBA seasons

## 2011-12 AVERAGES

17.1 ppg, 2.6 rpg and 2.8 apg (40 games)

## 2011-12

In his third season with Houston, averaged a team-high 17.1 points, 2.7 rebounds and 2.8 assists in 40 games (40 starts). Ranked tied for fourth in the NBA in free throw percentage (career-best .894, 160-179 FT). Registered a team-best 16 20-plus point outings, including four 30-point games. Led (or tied) the Rockets in scoring 16 times. Registered five 20-point halves, including a season-best 27 first-half points (10-14 FG, 5-8 3FG, 2-2 FT) vs. New Orleans (1/19/12). Recorded a season-best six consecutive 20-plus point games (1/19/12-2/1/12), averaging 29.2 points (.496, 63-127 FG) and going 26-of-57 (.456) from 3-point range over that timeframe. Placed on the inactive list for two games (1/27/12-1/28/12) due to inflammation in his right heel. DND for 17 games (and NWT one game (3/27/12) due to a strained right shoulder.

## NBA CAREER

In eight NBA seasons, owns career averages of 18.4 points, 3.5 rebounds, 2.1 assists and 0.94 steals in 475 games (387 starts) with Sacramento and Houston. Ranks as one of the most efficient scorers in the league, standing with Dwight Howard as the only two active NBA players to average at least 18.0 career points on 13 or fewer field goal attempts per game. In his career, has posted 20 or more points 237 times while reaching the 30-point plateau on 69 occasions. Tallied 40-plus points eight times and has one 50-point performance. Registered eight career double-doubles. Stands tied for fourth in the league in free throw attempts per game (8.0) since 2006-07. Has ranked in the NBA top-10 in free throws made in four different seasons. Has gone 15-of-15 or better from the foul line on eight occasions in his career (four with Kings, four with Rockets). Finished his Sacramento career ranked fourth in team history in 3-pointers made (459) and attempted (1,190), while standing fifth in 3-point field goal percentage (.386). Topped the Kings in scoring three straight seasons (2006-07 to 2008-09). Earned Western Conference Player of the Week accolades twice in his career (2/26/07-3/4/07 and 2/22/11-2/27/11). Finished second to Golden State's Monta Ellis for the 2006-07 NBA Most Improved Player Award in the closest voting for this honor since its inception in 1986. **2010-2011:** In his second season with the Rockets, averaged a team-high 23.5 points, 3.2 rebounds, 2.5 assists and 1.00 steals in 80 games (80 starts). Became the first player in Rockets history to reach 1,800 points (career-high 1,876), make 500 or more free throws (career-high 594) and hit at least 100 3-pointers (career-high 176) in a single season. One of three Rockets players (all-time) to

finish in the NBA top-10 of at least four major statistical categories, ranking tied for first in the NBA in free throws made (career-high 594), third in 3-point field goals made (career-high 176), eighth in free throw percentage (.888) and ninth in points per game (23.5). Reached the 40-point mark twice and finished with a single-season, career-high 20 30-plus point outings. Totaled a single-season, career-best 57 20-point performances. **2009-2010:** Averaged a combined 20.6 points, 3.6 rebounds, 2.4 assists and 1.00 steals in 46 games (43 starts) with Sacramento and Houston. Underwent surgery to repair a non-displaced hairline fracture of the navicular bone in his left wrist (11/9/09) and missed 32 games due to that injury, which he suffered vs. Memphis (11/2/09). Acquired by Houston from Sacramento in a three-team trade on Feb. 18. Averaged 21.3 points (.924, 171-185 FT), 2.9 rebounds, 2.3 assists and 0.96 steals in 24 games (22 starts) with the Rockets. Overall, recorded 25 20-point performances and seven games of 30 or more points. Ranked 10th in the league in free throw percentage (.876, 298-340 FT). **2008-2009:** Led Sacramento with a career-high 24.6 points per game (.420, 341-811 FG) in 51 games (46 starts). Missed a total of 30 contests with an injured left ankle (11/11/08-11/29/08; 12/9/09-12/28/08). Ranked ninth in the NBA in free throws made (457) and attempted (527). Posted 20 or more points 37 times, recorded 30-plus points on 16 occasions, reached the 40-point plateau twice and notched one 50-point game. Registered a career-high 13 consecutive games with at least 20 points (12/30/08-1/24/09). Netted a career-high 50 points (11-22 FG, 5-11 3FG, 23-26 FT) at Golden State (4/1/09). **2007-2008:** Averaged a team-leading 23.7 points, 4.5 boards, 2.1 assists and 1.02 steals 61 games (57 starts) with the Kings. Missed 17 games after suffering a strained groin vs. Utah (12/7/07). Finished sixth in the NBA in scoring, joining Corey Maggette and Dwight Howard as the

only players to average at least 20.0 points per game while attempting 15 or fewer shots per contest. Led the league in average free throws made per game (8.2). Set a Sacramento-era, single-season record with 502 free throws made. **2006-2007:** Finished second in voting for the 2006-07 NBA Most Improved Player after averaging a team-high 20.2 points, 4.3 rebounds, 2.2 assists and a career-high 1.23 steals in 80 games (80 starts) with Sacramento. Made 39 consecutive free throws (11/3/06-11/15/06). **2005-2006:** Averaged 10.8 points (.847, 188-222 FT), 3.6 rebounds and 0.76 steals in 72 games (41 starts) with the Kings. Posted averages of 13.7 points, 4.7 boards, 1.8 assists and 33.7 minutes in 41 games as a starter. Made 37 consecutive free throws (2/3/06-2/15/06). **2004-2005:** Averaged 2.9 points, 1.3 rebounds and 0.5 assists in 45 games off the bench as a rookie with Sacramento.

## PLAYOFFS

In one postseason appearance (in 2006 as a member of the Kings), appeared in six postseason games (one start), averaging 13.2 points (29-29 FT), 5.0 rebounds and 0.5 assists. Ranked first in the NBA in playoff free throw percentage (1.000, 29-29 FT). Recorded a playoff-career-high 26 points (7-15 FG, 2-4 3FG, 10-10 FT) and a postseason-career-best eight rebounds in 45 minutes played in Game Two of the First Round at San Antonio (4/25/06). Made the game-winning layup as time expired in Game Four vs. San Antonio (4/28/06).

## COLLEGE

Averaged 23.3 points, 4.5 rebounds, 1.7 assists and 1.70 steals in 79 games (77 starts) over three seasons at Western Carolina. Became the first Western Carolina athlete selected in the first round of any professional draft. Ranked fourth all-time on the Catamount's scoring list with 1,838 points and stood as the school's all-time leading scorer since the program moved to Division I in 1976-77. Ranked fourth all-time in 3-point field goals made (174), second in career free throw percentage (.841, 534-635 FT) and third in free throws made (534). Earned First-Team All-Southern Conference honors in three consecutive seasons (2001-02 to 2003-04).

## PERSONAL

Nickname is "K-Mart." Majored in sports management at Western Carolina. Favorite player growing up was Michael Jordan. Finished fourth in the Ohio "Mr. Basketball" balloting after his senior season at Zanesville High School in 2000-01.

## REGULAR SEASON Career Highs

Minutes	56	01/14/2009	Sacramento at Golden State
Field Goals	14	11/02/2008	Sacramento vs. Memphis (2 times)
Field Goal Attempts	29	10/30/2009	Sacramento at New Orleans
Free Throws	23	04/01/2009	Sacramento at Golden State
Free Throw Attempts	26	04/01/2009	Sacramento at Golden State
Offensive Rebounds	4	12/30/2005	Sacramento vs. Boston (3 times)
Defensive Rebounds	9	11/04/2009	Sacramento vs. Atlanta (6 times)
Rebounds	12	03/08/2007	Sacramento vs. San Antonio
Assists	8	03/04/2012	Houston vs. LA Clippers (3 times)
Steals	5	11/06/2007	Sacramento vs. Seattle
Turnovers	7	04/11/2011	Houston vs. Dallas
Blocked Shots	3	02/25/2009	Sacramento vs. Charlotte
Points	50	04/01/2009	Sacramento at Golden State

## NBA REGULAR SEASON STATISTICS

SEASON/TEAM	G-GS	MIN	FGM-FGA	PCT	3-PT FG FGM-FGA	PCT	FTM-FTA	PCT	Rebounds				AST	STL	TO	BLK	PTS	Averages		
									OFF	DEF	TOT	APG						RPG	APG	PPG
04-05 Sacramento	45-0	455	455-117	.385	5-25	.200	36-55	.655	29	29	58	22	16	24	3	131	1.3	0.5	2.9	2.9
05-06 Sacramento	72-41	1,913	262-546	.480	66-179	.369	188-222	.847	58	203	261	97	55	81	9	778	3.6	1.3	10.8	10.8
06-07 Sacramento	80-80	2,818	505-1,067	.473	127-333	.381	481-570	.844	69	273	342	173	98	135	11	1,618	4.3	2.2	20.2	20.2
07-08 Sacramento	61-57	2,216	417-914	.456	107-266	.402	502-578	.869	48	225	273	129	62	131	5	1,443	4.5	2.1	23.7	23.7
08-09 Sacramento	80-80	1,947	341-811	.420	115-227	.415	457-527	.867	29	154	183	138	61	146	8	1,254	3.6	2.7	24.6	24.6
09-10 Sac/Houston	46-43	1,633	289-693	.417	70-210	.333	298-340	.876	29	135	164	111	46	92	6	946	3.6	2.4	20.6	20.6
10-11 Houston	80-80	2,603	553-1,267	.436	176-459	.383	594-669	.888	28	230	258	198	80	184	15	1,876	3.2	2.5	23.4	23.4
11-12 Houston	40-40	1,264	222-537	.413	78-225	.347	160-179	.894	13	93	106	110	28	70	3	682	2.6	2.8	17.1	17.1
<b>TOTALS</b>	<b>475-387</b>	<b>14,849</b>	<b>2,634-5,952</b>	<b>.443</b>	<b>744-1,974</b>	<b>.377</b>	<b>2,763,140</b>	<b>.865</b>	<b>303</b>	<b>1,342</b>	<b>1,645</b>	<b>978</b>	<b>446</b>	<b>863</b>	<b>60</b>	<b>8,728</b>	<b>3.5</b>	<b>2.1</b>	<b>18.4</b>	<b>18.4</b>

## NBA PLAYOFF STATISTICS

SEASON/TEAM	G-GS	MIN	FGM-FGA	PCT	3-PT FG FGM-FGA	PCT	FTM-FTA	PCT	Rebounds				AST	STL	TO	BLK	PTS	Averages		
									OFF	DEF	TOT	APG						RPG	APG	PPG
05-06 Sacramento	6-1	394	22-54	.407	6-19	.316	29-29	1.000	10	20	30	3	3	3	2	2	79	5.0	0.5	13.2
<b>TOTALS</b>	<b>6-1</b>	<b>394</b>	<b>22-54</b>	<b>.407</b>	<b>6-19</b>	<b>.316</b>	<b>29-29</b>	<b>1.000</b>	<b>10</b>	<b>20</b>	<b>30</b>	<b>3</b>	<b>3</b>	<b>3</b>	<b>2</b>	<b>2</b>	<b>79</b>	<b>5.0</b>	<b>0.5</b>	<b>13.2</b>





6

# ERIC MAYNOR

POSITION: G HEIGHT: 6-3 WEIGHT: 170

## BIRTHDATE

6/11/87

## BIRTHPLACE

Raeford, NC

## HIGH SCHOOL

Westover HS (Fayetteville, NC)

## COLLEGE

VCU

## HOW ACQUIRED/DRAFT BACKGROUND

Acquired from the Utah Jazz along with Matt Harpring in exchange for the drafts to Peter Fehse...Originally selected by the Utah Jazz in the first round (20th overall) of the 2009 NBA draft.

## PRO EXPERIENCE

Three NBA Seasons



## CAREER AVERAGES

4.5 ppg, 1.5 rpg and 3.1 apg in 15.1 mpg (172 career games).

## 2011-12 SEASON AVERAGES

4.2 ppg, 1.4 rpg and 2.4 apg in 15.2 mpg (appeared in nine games).

## 2011-12

Missed the final 57 games of the 2011-12 regular season after suffering a torn right ACL in the fourth quarter of Oklahoma City's game at Houston on Jan 7th. Underwent successful surgery for his torn right ACL on Jan. 18th.

## NBA CAREER

**2010-11:** Ranked second on team in three point shooting accuracy {38.5%; 37-96 3FGs (min. 10 makes)}. Concluded the season with an assist-to-turnover ratio of 3.1. Scored in double figures on five occasions. Led the team in assists twice. In five games from 11/14 – 11/20, averaged 10.0 points (56.8% FGs), 3.6 assists and 2.6 rebounds. Posted 10 points on perfect 4-of-4 shooting off the bench during win at UTA (2/5). Recorded 12 points (5-8 FGs), five rebounds and three assists during win at MIL (11/20). Scored 12 points on 6-12 FGs for his second 10+ scoring game of the season vs. SA (11/14). Came off the bench in season opener vs. CHI (10/27) and scored 10 points on a perfect 3-of-3 FGs in just 13 minutes of action.

**2009-10:** Scored 10-plus points 10 times including one effort of 20-plus. 10 or more assists three times. Three double-doubles. Made Thunder debut at Phoenix (12/23).

In 12 minutes, handed-out five assists and finished with two points. Scored career-high 24 points and had four assists at Cleveland (11/14). It represented the most points by a Jazz rookie in one of his first two career starts since 1983. Scored 13 points and career-high tying 11 assists at Philadelphia (11/13). Became the first Jazz rookie to have a double-double in first career start since Andrei Kirilenko on 12/1/01. Scored first career points on two free throws vs. LAC 10/30.

## PLAYOFFS

Appeared in 23 career postseason contests and recorded averages of 4.5 points, 1.3 rebounds and 2.0 assists in 12.9 minutes.

**2011:** Handed-out a career playoff-high nine assists in 23 minutes during Game 5 win in second round vs. Memphis. Set a playoff career-high with 15 points on 6-of-7 shooting from the field including 3-of-4 shooting from 3-point range during Game 2 vs. Memphis. Led all OKC reserves with 12 points on 5-7 FGs during Game 1 vs. Denver in the first round.

## COLLEGE

First Colonial Athletic Association player drafted since Cal Boulder (Old Dominion)



## REGULAR SEASON Career Highs

Minutes	41	11/14/2010	Utah at Cleveland
Field Goals	9	11/14/2010	Utah at Cleveland
Field Goal Attempts	16	11/14/2010	Utah at Cleveland
Three-Point Field Goals	2	03/02/2010	OKC vs. Indiana (11 times)
Three-Point Attempts	4	12/08/2010	OKC at Minnesota
Free Throws	6	12/29/2010	OKC vs. New Jersey (Twice)
Free Throw Attempts	8	12/29/2010	OKC vs. New Jersey
Offensive Rebounds	2	03/20/2011	OKC vs. Toronto (7 times)
Defensive Rebounds	5	04/14/2010	OKC vs. Memphis (3 times)
Rebounds	7	12/18/2009	Utah at Atlanta
Assists	11	03/21/2010	OKC at Indiana (Twice)
Steals	3	12/15/2010	OKC vs. Houston (3 times)
Turnovers	5	03/21/2010	OKC at Indiana
Blocked Shots	1	12/29/2010	OKC vs. New Jersey Nets (16 times)
Points	24	11/14/2010	Utah at Cleveland

## NBA REGULAR SEASON STATISTICS

SEASON/TEAM	G-GS	MIN	FGM-FGA	PCT	3-Pt. FG		PCT	FTM-FTA	PCT	Rebounds				AST	STL	TO	BLK	Averages			
					FGM-FGA	PCT				OFF	DEF	TOT	PTS					RPG	APG	PPG	
09-10 UTA/OKC	81-2	1269	154-368	.418	22-71	.310	52-72	.722	21	108	129	266	40	85	10	382	1.6	3.3	4.7		
10-11 OKC	82-0	1200	134-333	.402	37-96	.385	43-59	.729	25	96	121	238	35	77	6	348	1.5	2.9	4.2		
11-12 OKC	9-0	137	14-39	.359	6-17	.353	4-4	1.000	3	10	13	22	5	11	0	38	1.4	2.4	4.2		
TOTALS	172-2	2607	302-740	.408	65-184	.353	99-135	.733	49	214	263	526	80	173	16	768	1.5	3.1	4.5		



by Atlanta in 1999. First VCU player ever selected in the first round. Hit game-winning shot against Duke in 2007 upset of Duke in NCAA tournament. Finished his career as VCU's all-time leader in points (1,953) and assists (674). Played in 130 games (104 starts) over four-year career at VCU, averaging 15.0 points, 5.2 assists and 3.4 rebounds. Led VCU to NCAA Tournament twice (2007, 2009). Named CAA Player of the Year and received All-CAA First Team honors as a junior in 2007-08 after averaging 17.9 points and 5.5 assists. Named to CAA All-Tournament Team as a junior. Named to the All-CAA First Team as a sophomore in 2006-07, averaging 13.9 points and 6.4 assists. Named CAA Tournament Most Outstanding Performer as a sophomore. Set VCU single-season record with 224 assists. **2008-09 (Senior):** Named Colonial Athletic Association Player of the Year. All-CAA First Team. CAA Preseason Player of the Year. CAA Tournament Most Outstanding Performer. CAA All-Tournament Team. Earned VaSID State Player of the Year and Richmond Times Dispatch State Player of the Year accolades. Named to Sports Illustrated's All-America Second Team. Selected to NaismithLives.com's All-America Third Team. Garnered Associated Press Honorable Mention All-America honors. Selected as a finalist for the Bob Cousy Award, given annually to the nation's top point guard. Named CAA Player of the Week on four occasions. Chosen as one of 50 preseason candidates for John R. Wooden Award. Started all 34 games for the Rams, averaging 35.5 minutes per outing. Finished tops in the CAA in scoring (22.4 ppg) and led the league for the third straight year in assists per game (6.2). Scored at least 20 points on 23 occasions, while registering over 30 points six times. **2007-08 (Junior):** CAA Player of the Year and All-CAA First Team. Named to CAA All-Tournament Team. Started

all 32 games for the Rams, averaging 34.8 minutes. Led squad and ranked second in CAA with 17.9 ppg. Led league and ranked 38th nationally with 5.5 apg. Topped 20 points 13 times. **2006-07 (Sophomore):** All-CAA First Team. Named CAA Tournament Most Outstanding Performer after leading VCU past George Mason in CAA Tournament Championship. Scored 22 points, including game-winning 15-footer with 1.8 seconds left in NCAA First Round victory over Duke. Averaged 18 points and eight assists in two NCAA Tourney contests. Played in all 35 games with 34 starts. Led CAA with 6.4 apg. Averaged 13.9 points and 4.2 rebounds. Set VCU single-season record with 224 assists. **2005-06 (Freshman):** Appeared in 29 games with four starts, including final three games of the season. Averaged 4.7 points, 1.3 rebounds and 2.2 assists in 15.7 minutes per contest.

#### PERSONAL

Pronounced MAY-ner. Full name is Eric Demarquay Maynor. Son of George Maynor and Barbara Johnson. Has two older brothers Tony and Rodney, and one younger sister, Rachel. Father George played basketball at East Carolina and was a fourth-round pick of the Chicago Bulls in 1979. Graduated with a degree in sports management from VCU. Selected to 2007 U.S. Pan American Games team, appearing in two games before being sidelined with a hip injury. Became first Colonial Athletic Association player drafted since Cal Bowdler (Old Dominion) by Atlanta in 1999. Third-highest a CAA player has been selected, and fifth CAA player ever taken in the first round. First VCU player drafted since Sherron Mills (2nd round by Minnesota) in 1993 and Ram player ever selected in the first round. Favorite movie is "Love & Basketball". Favorite food is macaroni and cheese. Favorite book is "Hoop Dreams". Wears a size 14 shoe.







# 33 DANIEL ORTON

POSITION: Center HEIGHT: 6-10 WEIGHT: 255

## BIRTHDATE

8/6/90

## HIGH SCHOOL

Bishop McGuiness (Oklahoma City, OK)

## COLLEGE

Kentucky

## HOW ACQUIRED/DRAFT BACKGROUND

Signed by the Thunder on 10/31/12. Originally drafted in the first round (No. 29 overall) of the 2010 NBA Draft by Orlando.

## PRO EXPERIENCE

One NBA season

## 2011-12 AVERAGES

2.8 ppg, 2.4 rpg and 0.3 apg (16 games)

## 2011-12

Played in 16 games during his rookie campaign with Orlando, averaging 2.8 ppg. and 2.4 rpg. in 11.7 mpg. Made two starts, averaging 6.5 ppg., 4.0 rpg., 1.5 apg. and 1.50 bpg. in 25.0 mpg. during that span. Played in four playoff contests, averaging 1.0 ppg. in 2.3 mpg. During the regular season, led (or tied) the team in assists once. Made first NBA start on Apr. 16 vs. Philadelphia, tallying six points, a career-high six rebounds and one blocked shot in 24 minutes. Scored in double figures once – a career-high 11 points on Apr. 15 at Cleveland. Also recorded career-highs of five steals and three blocked shots in that contest. Made his NBA debut on Jan. 27 at New Orleans, scoring two points (2-2 FT) in three minutes. DNP-CD 30 times. On the Inactive List 20 times.

## PROFESSIONAL CAREER


Did not appear in a game during 2010-11 season. On the Inactive List due to arthroscopic surgery on his left knee (Dec. 23) 54 times (Dec. 23-Apr. 13). On the Inactive List 28 other times (Oct. 28-Dec. 21). Played two games with New Mexico of the NBA Development League, averaging 10.0 ppg., 8.0 rpg., 2.0 apg. and 1.00 blkpg. in 21.0 minpg.

## COLLEGE

Played one season at the University of Kentucky, averaging 3.4 ppg., 3.3 rpg. and 1.39 blkpg. in 13.4 minpg. in 38 games during his freshman campaign (2009-10). Shot .527 (48-91) from the floor. Helped the Wildcats reach the Elite Eight during the 2010 NCAA Tournament. Recorded 16 games with two-or-more blocked shots, including four games with four rejections, the last time on Mar. 7 vs. Florida. Netted a season-high 14 points on Nov. 21 vs. Rider.

## REGULAR SEASON Career Highs

Minutes 29.....	0.....	2/14/2012.....	Orlando at Cleveland
Field Goals.....	4.....	04/25/2012.....	Orlando vs. Charlotte
Field Goal Attempts.....	5.....	04/25/2012.....	Orlando vs. Charlotte
Free Throws.....	5.....	04/15/2012.....	Orlando at Cleveland
Free Throw Attempts.....	8.....	04/15/2012.....	Orlando at Cleveland
Offensive Rebounds.....	3.....	04/25/2012.....	Orlando vs. Charlotte (4 times)
Defensive Rebounds.....	4.....	04/15/2012.....	Orlando at Cleveland
Rebounds.....	6.....	04/16/2012.....	Orlando vs. Philadelphia
Assists.....	3.....	04/26/2012.....	Orlando at Memphis
Steals.....	5.....	04/15/2012.....	Orlando at Cleveland
Turnovers.....	2.....	04/26/2012.....	Orlando at Memphis (Twice)
Blocked Shots.....	3.....	04/15/2012.....	Orlando at Cleveland
Points.....	11.....	04/15/2012.....	Orlando at Cleveland




## NBA REGULAR SEASON STATISTICS

SEASON/TEAM	G-GS	MIN	FGM-FGA	PCT	3-Pt. FG		FTM-FTA	PCT	Rebounds					AST	STL	TO	BLK	PTS	Averages		
					FGM-FGA	PCT			OFF	DEF	TOT	AST	STL						RPG	APG	PPG
11-12 ORL	16-2	187	17-30	.567	0-1	.000	11-25	.440	19	20	39	5	8	7	9	45	2.4	0.3	2.8		
TOTALS	16-2	187	17-30	.567	0-1	.000	11-25	.440	19	20	39	5	8	7	9	45	2.4	0.3	2.8		

## NBA PLAYOFF STATISTICS

SEASON/TEAM	G-GS	MIN	FGM-FGA	PCT	3-Pt. FG		FTM-FTA	PCT	Rebounds					AST	STL	TO	BLK	PTS	Averages		
					FGM-FGA	PCT			OFF	DEF	TOT	AST	STL						RPG	APG	PPG
11-12 ORL	4-0	9	0-0	.000	0-0	.000	4-4	1.000	0	2	2	0	0	0	0	0	0	4	0.5	0.0	1.0
TOTALS	4-0	9	0-0	.000	0-0	.000	4-4	1.000	0	0	2	0	0	0	0	0	0	4	0.5	0.0	1.0







5

## KENDRICK PERKINS

POSITION: Center HEIGHT: 6-10 WEIGHT: 275

## BIRTHDATE

11/10/84

## BIRTHPLACE

Nederland, TX

## HIGH SCHOOL

Clifton J. Ozen (Beaumont, TX)

## HOW ACQUIRED/DRAFT BACKGROUND

Acquired from the Boston Celtics along with Nate Robinson and the L.A. Clippers 2012 first round draft pick in exchange for Jeff Green and Nenad Krstic on 2/24/11...Originally drafted in the first round (27th overall) of the 2003 NBA Draft by the Memphis Grizzlies.

## PRO EXPERIENCE

Nine NBA seasons



## CAREER AVERAGES

6.2 ppg, 6.2 rpg and 1.4 bpg in 22.9 mpg (536 career games).

## 2011-12 SEASON AVERAGES

5.1 ppg and 6.6 rpg and 1.1 bpg in 26.8 mpg (appeared in 65 games).

## 2011-12

Oklahoma City owns a 60-23 record since acquiring Perkins. Recorded a season-high tying six blocks vs. New Orleans (2/20). Set a Thunder career-high with 16 points on 8-of-11 FGs vs. Miami (3/25). Recorded a blocked shot in the first 17 games this season (longest such streak of his career). Scored in double-figures on eight occasions. Recorded 10-plus rebounds on 12 occasions, including a season-high 14 rebounds vs. Dallas (3/5). Posted two double-doubles. Matched a career-high with three steals vs. Portland (3/18). One DNP – Right Knee Contusion.

## NBA CAREER

**2010-11:** Appeared in 17 games with the Thunder (17 starts), and averaged 6.0 points and 8.0 rebounds in 25.6 minutes. Prior to joining the Thunder, appeared in 12 games (7 starts) with the Boston Celtics and averaged 7.1 points, 8.1 rebounds and 0.8 blocks in 26.1 minutes. Oklahoma City registered a 13-4 mark with Perkins in the starting lineup. As a member of the Thunder scored in double-figures three times and pulled-in 10+ rebounds four times. Set a career-high with 10 offensive rebounds (17 total rebounds) 4/6 vs. L.A. Clippers. Perkins set a Thunder record by recording a total of 31 rebounds in back-to-back games (4/5 - 4/6). With 13 defensive rebounds (14 total rebounds) at Denver on 4/5, came one defensive rebound shy of matching career-high.

Went a perfect 6-of-6 from the field en route to 13 points during OKC win vs. Minnesota (3/25). Pulled-down a game-high 12 rebounds 3/30 vs. Toronto. Made Oklahoma City Thunder debut 3/14 at Washington and scored six points to go along with a team-high nine rebounds in 20 minutes. Made his 2011-12 regular season debut against Cleveland (1/25) and recorded seven points, six rebounds, three assists in 17 minutes of action. **2009-10:** Averaged 10.1 points, 7.6 rebounds and 1.69 blocks in 27.6 minutes per game. Ranked 10th in the NBA in blocks per contest. Netted a season-high 21 points at Charlotte (12/1). Pulled down a season-high 16 boards against Philadelphia (12/18). Led the Celtics in rebounding 17 times and in blocks 23 times. Posted eight double-doubles. Tied a career-high with three steals against New York (3/17). Scored a career-high 791 points. Recorded his 2,500th career rebound against New York (2/23). Blocked his 600th career shot against Sacramento (2/16). **2008-09:** Averaged 8.5 points, 8.1 rebounds and 1.97 blocks in 29.7 minutes per game.

Posted career highs in PPG, RPG, BPG, MPG. Led Celtics in rebounds in 36 games and in blocks in 54 games. Posted a career-high 26 points at Milwaukee (3/15). Rejected a career-high seven shots vs. Milwaukee (11/7). Also blocked seven shots vs. Atlanta (4/3). Finished sixth in the NBA in blocks per game and in total blocks. Pulled down a season-high



## REGULAR SEASON Career Highs

Minutes ..... 48 ... 04/01/2009 ..... Boston vs. Charlotte  
Field Goals ..... 12 ... 12/19/2008 ..... Boston vs. Chicago  
Field Goal Attempts ..... 16 ... 03/15/2009 ..... Boston at Milwaukee  
Three-Point Attempts ..... 1 ..... 02/18/2010 ..... Boston at L.A. Lakers (11 times)  
Free Throws ..... 8 ..... 03/15/2009 ..... Boston at Milwaukee (Twice)  
Free Throw Attempts ..... 12 ..... 12/05/2008 ..... Boston vs. Portland  
Offensive Rebounds ..... 10 ..... 04/06/2011 ..... OKC vs. L.A. Clippers  
Defensive Rebounds ..... 14 ..... 01/25/2010 ..... Boston vs. L.A. Clippers (Twice)  
Rebounds ..... 20 ..... 03/05/2008 ..... Boston vs. Detroit  
Assists ..... 6 ..... 02/14/2012 ..... OKC vs. Utah (Twice)  
Steals ..... 3 ..... 03/18/2012 ..... OKC vs. Portland (5 times)  
Turnovers ..... 7 ..... 04/01/2009 ..... Boston vs. Charlotte  
Blocked Shots ..... 7 ..... 04/03/2009 ..... Boston vs. Atlanta (Twice)  
Points ..... 26 ..... 03/15/2009 ..... Boston at Milwaukee

## NBA REGULAR SEASON STATISTICS

SEASON/TEAM	G-GS	MIN	FGM-FGA	PCT	3-PT FG FGM-FGA	PCT	FTM-FTA	PCT	Rebounds				STL	TO	BLK	PTS	Averages		
									OFF	DEF	TOT	AST					RPG	APG	PPG
03-04 Boston	10-0	35	8-15	.533	0-0	.000	6-9	.667	5	9	14	3	0	5	2	22	1.4	0.3	2.2
04-05 Boston	60-3	548	56-119	.471	0-0	.000	37-58	.638	53	123	176	21	9	43	37	149	2.9	0.4	2.5
05-06 Boston	68-40	1332	137-266	.515	0-2	.000	80-130	.615	140	264	404	69	21	107	105	354	5.9	1.0	5.2
06-07 Boston	72-53	1576	132-269	.491	0-3	.000	60-100	.600	113	259	372	94	23	113	96	324	5.2	1.3	4.5
07-08 Boston	78-78	1912	214-348	.615	0-1	.000	114-183	.623	145	329	474	84	31	125	114	542	6.1	1.1	6.9
08-09 Boston	76-76	2253	276-478	.577	0-2	.000	96-160	.600	204	415	619	96	22	165	150	648	8.1	1.3	8.5
09-10 Boston	78-78	2154	314-522	.602	0-3	.000	163-280	.582	155	440	595	80	26	165	132	791	7.6	1.0	10.1
10-11 Boston/OKC	29-24	742	67-130	.515	0-0	.000	40-72	.556	62	170	232	26	9	56	26	174	8.0	0.9	6.0
11-12 OKC	65-65	1744	128-262	.489	0-0	.000	73-112	.652	120	306	426	78	25	118	73	329	6.6	1.2	5.1
TOTALS	536-417	12296	1332-2409	.553	0-11	.000	669-1104	.606	997	2315	3312	551	166	897	735	3333	6.2	1.0	6.2

## NBA PLAYOFF STATISTICS

SEASON/TEAM	G-GS	MIN	FGM-FGA	PCT	3-PT FG FGM-FGA	PCT	FTM-FTA	PCT	Rebounds				STL	TO	BLK	PTS	Averages		
									OFF	DEF	TOT	AST					RPG	APG	PPG
04-05 Boston	6-0	28	4-5	.800	0-0	.000	1-3	.333	3	3	6	0	0	3	3	9	1.0	0.0	1.5
07-08 Boston	25-25	631	62-106	.585	0-1	.000	40-59	.678	52	101	153	13	15	31	32	164	6.1	0.5	6.6
08-09 Boston	14-14	512	73-127	.575	0-1	.000	20-30	.667	51	111	162	20	6	33	37	166	11.6	1.4	11.9
09-10 Boston	23-23	575	49-96	.510	0-1	.000	33-55	.600	41	102	143	22	9	43	32	131	6.2	1.0	5.7
10-11 OKC	17-17	479	29-64	.453	0-0	.000	19-33	.576	37	66	103	13	4	27	13	77	6.1	0.8	4.5
11-12 OKC	20-20	517	37-89	.416	0-0	.000	20-25	.800	35	89	124	13	7	29	25	94	6.2	0.7	4.7
TOTALS	105-99	2742	254-487	.522	0-3	.000	133-205	.649	219	472	691	81	41	166	142	641	6.6	0.8	6.1



14 boards vs. Utah (12/15). Posted a career-high 150 blocks on the season. **2007-08:** Averaged career-high 6.9 points, 6.1 rebounds and 1.44 blocks in 24.5 minutes per game. Led team in rebounding 18 times and scoring three times. Ranked 19th in the NBA in blocks. Scored 21 points against the L.A. Lakers on 11/23. Scored a career-high 24 points on 9-of-12 shooting against the N.Y. Knicks on 1/21. Scored in double-figures 15 times. Recorded five double-doubles. Averaged 9.7 points and 10.2 rebounds to go along with 2.54 blocks during the month of March. Finished with a team-high field goal percentage of 61.3% (214-349) but failed to qualify for the league leaders in the category. **2006-07:** Averaged 4.5 points, 5.0 boards and 1.36 blocks in 21.4 minutes per game. Rejected four shots and tied a career-high of three steals at Orlando (4/15). Scored 11 points, grabbed 12 boards and rejected four shots in a career-high 46 minutes vs. Orlando (3/28). Scored 13 points and grabbed 11 boards for his fourth double-double vs. Charlotte (3/21). Scored 12 points and grabbed 12 boards for his third double-double vs. Atlanta (3/14). Swiped a career-high three steals at Memphis (1/5). Rejected a season-high five shots vs. NJ (11/29). **2005-06:** Averaged 5.2 points, 5.9 boards and 1.5 blocks in 19.6 minutes per game. Recorded career-highs in every major statistical category. Recorded 10+ points 11 times and 10+ boards 12 times. Recorded 4 double-doubles. Led the team in rebounding 18 times. Matched career-highs with 17 points and 6 blocks vs. New York (04/09). Grabbed 14 boards and blocked 5 shots vs. Chicago (03/26). Blocked a career-high 6 shots at Orlando (02/04). Recorded 4th double-double with 11 points and 11 boards vs. the L.A. Clippers (02/03). **2004-05:** Averaged 2.5 points and 2.9 boards in 9.1 minutes per game. Grabbed 10+ boards once. Played 10+ minutes 25 times. Matched a career-high with 8 points and grabbed 4 boards vs. New Jersey (04/20). Blocked a career-high 5 shots at Chicago (01/08). Scored 4 points and grabbed a career-high 13 boards in a career-high 25 minutes vs. New York (12/22). Scored 2 points

and grabbed 3 boards in first appearance of the season at New York (11/06). **2003-04:** Averaged 2.2 points and 1.4 rebounds in 3.5 minutes per game in 10 appearances.

### CAREER PLAYOFFS

Appeared in postseason play in six of his nine seasons (2005, 2008, 2009, 2010, 2011 and 2012) in the NBA. Seen action in 105 career playoff contests and recorded averages of 6.1 points, 6.6 rebounds and 1.4 blocks in 26.1 minutes. During the 2012 postseason set a 2012 playoff-high with 15 points on 7-of-9 shooting in Game 4 win of the Western Conference Finals vs. San Antonio. Pulled down 10+ rebounds on three occasions during the 2012 playoffs. Won a NBA championship in 2008 as a member of the Boston Celtics.

### HIGH SCHOOL

Named to Parade All-America High School Boys Basketball First Team. Named USA Today High School Boys Basketball All-USA Second Team. Named a 2003 McDonald's High School All-America (scored 6 points, grabbed 5 rebounds and blocked 2 shots in the 2003 McDonald's High School All-America Game). Led Ozen High School to a 96-3 record over his final three high school seasons. Ozen captured four consecutive District Championships and won the state 4A title his sophomore season. Was named All-State for three consecutive seasons beginning with his sophomore season. Averaged 27.5 points, 16.4 rebounds and 7.8 blocks per game his senior season as he led Ozen to a 33-1 record.

### PERSONAL

Full name is Kendrick Le'Dale Perkins. Nickname is "Perk". Favorite movie is Next Friday. Favorite television show is Fresh Prince of Bel Air. Favorite actor is Will Smith. Enjoys listening to 50 Cent. Wears a size 18 sneaker. Favorite sport besides basketball is football. Most influential person in his basketball career was his high school coach, Andre Bouette, a former collegiate player at North Texas from 1983-1986. Favorite athlete growing up was Michael Jordan.







# 2 THABO SEFOLOSHA

POSITION: Guard/Forward HEIGHT: 6-7 WEIGHT: 215

## BIRTHDATE

5/2/84

## BIRTHPLACE


Vevey, Switzerland

## HOW ACQUIRED/DRAFT BACKGROUND

Acquired from Chicago along with cash considerations in exchange for a 2009 first round pick...Draft rights traded by Philadelphia to Chicago in exchange for the draft rights to Rodney Carney (16th overall) and cash considerations... Originally drafted by the Philadelphia 76ers in the first round (13th overall) of the 2006 NBA Draft.

## PRO EXPERIENCE

Six NBA seasons



## CAREER AVERAGES

5.4 ppg, 3.7 rpg and 1.5 apg in 22.2 mpg (409 career games).

## 2011-12 SEASON AVERAGES

4.8 ppg, 3.0 rpg and 1.1 apg in 21.8 mpg (appeared in 42 games).

## 2011-12

Oklahoma City went 31-11 with Sefolosha in the starting lineup. Set a career-high with seven steals during win at Milwaukee (4/9). Returned to Thunder lineup at Denver (3/15) for the first time after missing the 23 previous games with right foot soreness. Led the Thunder in three-point shooting accuracy after connecting on 43.7% of his three-point attempts (31-71 3FG). Scored in double figures on six occasions. Scored 19 points at Boston (1/16) which represented a new Thunder-high. One game on Inactive List (Flu-Like Symptoms).

## NBA CAREER

**2010-11:** Thunder posted a 9-2 record when Sefolosha scored in double figures. His 47.1 shooting percentage on the season is the best of any year in his career. Matched a career-high with 13 rebounds during win at Houston on 1/12. Scored a season-high 15 points (5-8 FGs) to go along with a team-high nine rebounds 12/15 vs. Houston. Netted a career-high six steals 12/3 at Toronto. Posted second double-double of the season with 13 points and 10 rebounds in OT win at Indiana (11/26). Recorded a double-double with 13 points on perfect 5-of-5 field goal shooting to go along

with a team-high 11 rebounds during win vs. Minnesota (11/22). Scored in double figures back-to-back outings at Milwaukee (11 points; three steals) and Minnesota (13 points; 5-5 FGs). Played a game-high and career-high 55 minutes during OKC triple OT win at New Jersey (12/1). **2009-10:** Named to the NBA's All-Defensive Second Team. One of four players to start all 82 games for the Thunder. Scored in double-figures 16 times. Tallied 15 points on 6-10 FGs including 2-2 three point shooting in contest vs. Phoenix (4/9). recorded three double-doubles on the year. At San Antonio on 2/24 recorded 12 points to go along with career-high (tying) 13 rebounds, including a career-high (tying) 10 offensive rebounds. In three-game stretch (12/14 at Denver - 12/18 vs. Detroit) averaged 9.7 points on 66.7% shooting (12-18 FG's). Matched



## REGULAR SEASON Career Highs

Minutes.....55...12/1/2010.....Oklahoma City at New Jersey  
Field Goals.....9.....02/06/2008.....Chicago at Portland  
Field Goal Attempts.....21.....02/09/2008.....Chicago at Utah  
Three-Point Field Goals.....4.....03/26/2008.....Chicago at Philadelphia  
Three-Point Attempts.....6.....02/09/2008.....Chicago at Utah  
Free Throws.....8.....03/11/2009.....Oklahoma City at Denver  
Free Throw Attempts.....8.....03/11/2009.....Oklahoma City at Denver (Twice)  
Offensive Rebounds.....5.....01/19/2008.....Chicago vs. Detroit  
Defensive Rebounds.....11.....01/12/2011.....Oklahoma City at Houston  
Rebounds.....13.....01/12/2011.....Oklahoma City at Houston (3 times)  
Assists.....7.....04/14/2008.....Chicago at Milwaukee  
Steals.....7.....04/09/2012.....Oklahoma City at Milwaukee  
Turnovers.....6.....02/07/2008.....Chicago at Golden State (Twice)  
Blocked Shots.....4.....03/25/2011.....Oklahoma City vs. Minnesota (6 Times)  
Points.....22.....02/09/2008.....Chicago at Utah (Twice)

## NBA REGULAR SEASON STATISTICS

SEASON/TEAM	G-GS	MIN	FGM-FGA	PCT	3-PT FG			Rebounds					STL	TO	BLK	PTS	Averages		
					FGM-FGA	PCT	FTM-FTA	PCT	OFF	DEF	TOT	AST					RPG	APG	PPG
06-07 Chicago	71-4	868	109-256	.426	15-42	.357	23-45	.511	35	118	153	60	33	60	11	256	2.2	0.8	3.6
07-08 Chicago	69-22	1436	180-421	.428	29-88	.330	75-104	.721	50	205	255	129	61	93	30	464	3.7	1.9	6.7
08-09 CHI/OKC	66-36	1451	152-357	.426	24-87	.276	61-73	.836	54	188	242	111	75	64	45	389	2.3	1.7	5.9
09-10 OKC	92-82	2348	194-441	.440	41-131	.313	60-89	.674	76	311	387	145	97	90	46	489	4.7	1.8	6.0
10-11 OKC	79-79	2049	157-333	.471	28-102	.275	59-79	.747	65	281	346	111	97	55	38	401	3.8	1.5	5.4
11-12 OKC	42-42	914	67-155	.432	31-71	.437	38-43	.884	21	107	128	47	37	40	17	203	3.0	1.1	4.8
TOTALS	409-265	9068	859-1963	.438	168-521	.322	316-433	.730	301	1210	1511	603	400	402	187	2202	3.7	1.5	5.4

## NBA PLAYOFF STATISTICS

SEASON/TEAM	G-GS	MIN	FGM-FGA	PCT	3-Pt. FG		FTM-FTA	PCT	Rebounds					STL	TO	BLK	PTS	Averages		
					FGM-FGA	PCT			OFF	DEF	TOT	AST	RPG					APG	PPG	
06-07 Chicago	9-0	99	10-26	.385	3-8	.375	7-12	.583	4	13	17	7	2	7	0	30	1.9	0.8	3.3	
09-10 OKC	6-6	127	8-27	.296	3-13	.231	8-9	.889	3	15	18	7	5	2	6	27	3.0	1.2	4.5	
10-11 OKC	17-17	344	31-67	.463	4-26	.154	13-13	1.000	12	41	53	12	16	15	5	79	3.1	0.7	4.6	
11-12 OKC	20-20	446	41-102	.402	16-49	.327	8-9	.889	11	42	53	26	30	11	9	106	2.7	1.3	5.3	
TOTALS	52-43	1016	90-222	.405	26-96	.271	36-43	.837	30	111	141	52	53	35	20	242	2.7	1.0	4.7	



season-high with 16 points on 6-of-11 shooting at LAL (12/22). Set a season high with 16 points (2-of-3 3-point FG's) in Thunder win vs. Washington (11/20). Matched a season-high with four steals on three different occasions {last at Miami (11/17)}. Tied career-high with four blocked shots at Sacramento (11/10). Posted double-double with a 13 points (4-of-6 FG's, including a perfect 3-of-3 from behind the 3-point line) and 10 rebounds during OKC win vs. Orlando (11/8). **2008-09:** Appeared in 66 games (36 starts) with Chicago and Oklahoma City. Missed final three games of the season with a dislocated left index finger. In 22 starts with OKC, Thunder posted 9-13 record. Career-high tying four blocks vs. Chicago on 3/18 and at Boston on 3/29. 10 or more rebounds once. One double-double. Recorded season-high 17 points and career-high five steals at Sacramento (3/10). One DNP-CD. Missed three games due to injury. **2007-08:** Played in 69 games and made a career-high 22 starts. Averaged career-bests and set single-game career-highs in every statistical category. Averaged 6.7 ppg, 3.7 rpg and 1.9 apg in 20.8 mpg. Had four games of 20-plus points, including a career-high 22 points twice, and three games of 10-plus rebounds, including a career-high 13 rebounds at DET (01/19). Led the team in scoring four times, rebounds eight times and assists twice. Recorded three point-rebound double-doubles. Missed one game with a right ankle sprain (1/03) and six games because of a left groin strain (2/29-3/09). Also logged six DNP-CDs. **2006-07:** Appeared in 71 games during his rookie campaign and averaged 3.6 ppg and 2.2 rpg in 12.2 mpg. Had one double-double. In his NBA debut at Miami on 10/31, tallied 11 points (4-4 FG, 3-3 FT), two rebounds,

two steals and one assist in less than 11 minutes. Recorded 11 DNP-CDs.

### CAREER PLAYOFFS

Appeared in 52 career postseason games (nine as a Member of the Chicago Bulls in 2007) and registered averages of 4.7 points, 2.7 rebounds and 1.0 assists in 19.5 minutes per game. **2012:** Scored a career postseason-high 19 points and recorded a playoff-high six steals during Game 3 of the Western Conference Finals vs. San Antonio.

### INTERNATIONAL HIGHLIGHTS

Played for the Swiss team in the 2009 Eurobasket championships. Appeared in four Eurobasket games and compiled averages of 15.8 points, 6.5 rebounds and 3.3 assists in 37.3 minutes per contest. As a member of the Swiss National Team. Played in the 2005 French Pro A All-Star Game. Started his pro career in 2001-02, at the age of 17, in the top domestic league in Switzerland (the LNA), with Tege Riviera Basket. Played the following three seasons (2002-05) with Chalon-Sur-Saone, the premier pro league in France. Signed with Italian Serie A club Angelico squad Angelico Biella prior to the 2005-06 season and averaged 12.0 ppg, 6.4 rpg, 2.3 apg, 1.95 spg and 29.4 mpg in Italy's top league.

### PERSONAL

Name is pronounced TA-bow sef-a-LOW-sha. Full name is Thabo Patrick Sefolosha. Originally an early-entry candidate for the 2005 NBA Draft before he withdrew his name from consideration. His South African father and French mother left South Africa for Switzerland shortly before he was born in 1984. His mother is an accomplished artist and his father is an skilled musician.







# 34 HASHEEM THABEET

POSITION: Center HEIGHT: 7-3 WEIGHT: 263

## BIRTHDATE

2/16/87

## BIRTHPLACE

Dar es Salaam, Tanzania

## HIGH SCHOOL

Cypress Christian (Houston, TX)

## COLLEGE

Connecticut

## HOW ACQUIRED/DRAFT BACKGROUND

Signed as a free agent on July 11, 2012...  
Originally selected by the Memphis in the first round (No. 2 overall) of the 2009 NBA Draft.

## PRO EXPERIENCE

Three NBA seasons

## CAREER AVERAGES

2.2 ppg and 2.7 rpg and 0.8 bpg in 10.3 mpg (135 career games).

## 2011-12 SEASON AVERAGES

1.8 ppg and 2.1 rpg in 7.1 mpg (appeared in 20 games)

## 2011-12

Averaged 1.8 points, 2.1 rebounds, 0.50 blocks and 7.0 minutes in 20 games (three starts) with Houston and Portland. Averaged 1.9 points and 2.3 rebounds in 15 games as a member of the Trail Blazers. Made three consecutive starts for the Trail Blazers from Apr. 18 through Apr. 23. Grabbed a season-high eight rebounds Apr. 21 at Memphis. Averaged 1.5 points and 1.0 rebounds in four games with Houston. Totaled six points (3-of-3 FG) and two boards in just four minutes vs. San Antonio on Dec. 29.

## NBA CAREER

Holds career averages of 2.2 points, 2.7 rebounds and 0.85 blocks in 135 games (16 starts) with Memphis, Houston and Portland. Has also played with the NBA D-League's Dakota Wizards (2009-10) and Rio Grande Valley Vipers (2010-11). **2010-11:** Averaged 1.2 points, 1.7 rebounds and 0.33 blocks in 45 games with Memphis. Scored a season-high eight points in 14 minutes of action vs. Charlotte (12/15/10). Grabbed a season-best six rebounds in 12 minutes of playing time vs. Houston (1/21/11). Blocked a season-high two shots on three occasions. Played in two games with the Rockets. Assigned to Houston's single-affiliation NBA D-League partner Rio Grande Valley Vipers on Mar. 21 and was later recalled from the Vipers on Apr. 11 after averaging 10.0 points, 8.0 rebounds and 2.67 blocks in six regular season games (five starts). Started one playoff game with Rio Grande Valley at



**Bakersfield (4/8/11) 2009-2010:** In his first season with Memphis, averaged 3.1 points and 3.6 rebounds in 68 games (13 starts). Led the NBA in blocks per 48 minutes with 4.84 (min. 60 games). Ranked second among all NBA rookies in blocks per game (1.31). Recorded multiple blocks 24 times, including a career-high five blocks at Miami (12/13/09). Posted 5.9 points, 6.9 rebounds and 2.77 blocks in the 13 games in which he played at least 20 minutes. Scored a career-high 10 points at Phoenix (1/2/10), 10 points in his first career start vs. Chicago (3/16/10) and 10 points at Sacramento (3/22/10). Pulled down 10-plus rebounds twice, including a career-high 11 boards vs. New Orleans (4/2/10). Averaged 13.8 points, 11.2 rebounds and 3.17 blocks in 31.3 minutes over six games (four starts) with Dakota.

## COLLEGE

In three seasons at Connecticut, averaged 10.3 points (.611 FG%), 8.5 rebounds and 4.2 blocks in 100 games (99 starts). A two-time winner of the National Association of Basketball Coaches (NABC) National Defensive Player of the Year Award in 2008 and 2009. Was named the 2009 Co-Big East Player of the Year (Pittsburgh's DeJuan Blair). Won consecutive Big East Defensive Player of the Year Awards in 2008 and 2009, becoming the first player to do so since Emeka Okafor (2003 and 2004). Shares the UConn school record for blocks in a single game with 10 (set three different times). Left UConn ranked second on the Big East all-time blocked shots list (243), just four behind Georgetown's Patrick Ewing. Notched three or more blocks in 71 of his 100 career collegiate games. In 2008-09 averaged 13.6 points, 10.8 rebounds and 4.2 blocks (second in NCAA) in 36 games (all starts), leading the Huskies to their first Final Four appearance since 2004. Named to the All-Big East First Team and All-America First Team by the NABC. Garnered All-America Second Team from The Associated Press as a

junior. Was a finalist for the Oscar Robertson and Naismith National Player of the Year Awards. Averaged 12.6 points and 10.6 rebounds in five games of the NCAA Tournament. Recorded 19 points, 14 rebounds and six blocks in a six-overtime Big East Quarterfinal loss to Syracuse, which was the longest game in Big East history. Registered the seventh triple-double in UConn history with 15 points, 11 rebounds and 10 blocks vs. Providence (1/31/09). Posted career bests of 25 points and 20 rebounds to go along with nine blocks vs. Seton Hall (2/14/09). Named to the All-Big East Second Team and NABC All-District Second Team as a sophomore. Set the Big East record for blocked shots in league games (94), breaking the old record held by Georgetown's Alonzo Mourning (93). Named to the Big East All-Rookie Team during freshman season.

## PERSONAL

Name in Arabic means "destroyer of evil." After growing up as a soccer player, began playing organized basketball when he was 15 years old. Was the first Tanzanian-born player to be drafted by and play for an NBA team. Stood as the tallest player in UConn history. Facilitated his own college recruitment by finding and e-mailing college coaches through Google. Trained with members of the U.S. Navy Seals in preparation for the NBA Draft. Ran a half-marathon when he was 13 years old

## REGULAR SEASON Career Highs

Minutes	35	04/14/2010	Memphis at Oklahoma City
Field Goals	5	01/02/2010	Memphis at Phoenix
Field Goal Attempts	7	03/17/2010	Memphis at Houston (3 times)
Free Throws	6	02/02/2010	Memphis at Cleveland
Free Throw Attempts	6	12/15/2010	Memphis vs. Charlotte (4 times)
Offensive Rebounds	4	04/21/2012	Portland at Memphis (4 times)
Defensive Rebounds	7	04/02/2010	Portland vs. New Orleans (3 times)
Rebounds	11	04/02/2010	Memphis vs. New Orleans
Assists	2	12/13/2009	Memphis at Miami
Steals	2	02/04/2011	Memphis vs. Cleveland (Twice)
Turnovers	3	04/18/2012	Portland vs. Utah (Twice)
Blocked Shots	5	12/13/2009	Memphis at Miami
Points	10	03/22/2010	Memphis at Sacramento (3 times)

## NBA REGULAR SEASON STATISTICS

SEASON/TEAM	G-GS	MIN	FGM-FGA	PCT.	3-Pt. FG			OFF	Rebounds					STL	TO	BLK	PTS	Averages		
					FGM-FGA	PCT.	FTM-FTA		DEF	TOT	AST	PF-DQ	RPG					APG	PPG	
09-10 Memphis	68-13	883	77-131	.588	0-0	---	54-93	.581	85	158	243	11	162-1	15	43	89	208	3.6	0.2	3.1
10-11 Mem./Hou.	47-0	373	17-40	.425	0-0	---	19-35	.543	24	51	75	4	76-0	9	17	16	53	1.6	0.1	1.1
11-12 Hou./Por.	20-3	139	11-21	.524	0-0	---	13-20	.650	16	26	42	0	20-0	1	8	10	35	2.1	0.0	1.8
TOTALS	135-16	1395	105-192	.547	0-0	---	86-148	.581	125	235	360	15	258-1	25	68	115	296	2.7	0.1	2.2





0

# RUSSELL WESTBROOK

POSITION: Guard HEIGHT: 6-3 WEIGHT: 190

## BIRTHDATE

11/12/88

## BIRTHPLACE

Long Beach, CA

## HIGH SCHOOL

Leuzinger (Lawndale, CA)

## COLLEGE

UCLA

## HOW ACQUIRED/DRAFT BACKGROUND

Selected by the Oklahoma City Thunder in the first round (No. 4 overall) of the 2008 NBA Draft.

## PRO EXPERIENCE

Four NBA seasons

## CAREER AVERAGES

19.0 ppg, 4.7 rpg, 6.8 apg and 1.6 spg in 34.2 mpg (312 career games).

## 2011-12 SEASON AVERAGES


23.6 ppg, 4.6 rpg, 5.5 apg and 1.7 spg in 35.3 mpg (appeared in 66 games).

## 2011-12

Named to the All-NBA Second Team for a second consecutive season. Finished the 2011-12 season with the fifth-highest scoring average in the league (23.6 ppg). Currently has the longest active games played streak in the NBA (312 games). Set a career-high with 45 points scored during 2OT win vs. Minnesota (3/23) after recording a career-high 17 made field goals. Along with teammate Kevin Durant, scored 40-plus points in the same game on two occasions (first duo to each score 40-plus points since Michael Jordan and Scottie Pippen accomplished the feat during the 1995-96 season). Recorded 21 points and five rebounds during his second career All-Star appearance in Orlando. Named the NBA's Western Conference Player of the Week on two occasions. Recorded 20-plus points in seven consecutive games (longest streak of his career) from 1/10-1/23. Scored 20-plus points on 43 occasions (Oklahoma City went 31-12 in those games), including 16 30-point efforts and two 40-point efforts. Handed out 10-plus assists four times. Registered 10-plus rebounds three times and tallied seven double-doubles on the season. Led the Thunder with 5.5 assists per game.

## NBA CAREER

**2010-11** Received All-NBA Second Team honors after becoming just the fifth player in NBA history to record 4,000 points, 1,500 assists and 1,000 rebounds through three NBA seasons (Chris Paul, LeBron James, Anfernee Hardaway and Oscar Robertson).. Registered three triple-doubles (tied for 2nd most in the NBA) and 31 double-doubles. Ranked 13th in the NBA in scoring, 9th in assists and 4th in steals. Only player to start every game for OKC. Scored 12 points during his first All-Star appearance at STAPLES Center in Los Angeles. Placed second in the Taco Bell Skills Challenge during All-Star weekend. Recorded third triple-double of the season (fifth of his career)



during 2OT win vs. Washington (1/28). With his 35 points, 13 rebounds and 13 assists vs. Washington he becomes just the third player in the last 25 years to hit all three of those statistical marks. Scored 20+ points on 47 occasions and 30+ 12 times (11-1 OKC record). Scored 20+ points in six straight contests for the first time in his career (1/8 vs. Memphis - 1/22 vs. New York) and then again 2/27 vs. the L.A. Lakers - 3/9 at Philadelphia). Recorded five straight double-doubles for the first time in his career (1/8 vs. Memphis - 1/19 at Denver). Received the NBA's Player of the Week honors for the West Conference on five separate occasions. Scored 38 points including all 13 of OKC's triple overtime points to go along with a career-high 15 rebounds during OKC 3OT win at New Jersey on 12/1. Became the sixth player and just the second guard (Vince Carter) in the last 20 years to record 35+ points, 15+ rebounds and 9+ rebounds in a single game. Netted a career-high 43 points (13-14 FGs; 17-18 FTs) during OT win at Indiana (11/26). **2009-10:** One of four players to start all 82 games for Oklahoma City. Recorded 24 double-doubles on the season. Set a career-high with 16 assists 4/4 vs. Minnesota. Thunder went 23-5 when Westbrook recorded 10+ assists. Posted team-high assists totals in 67-of-82 games. Tallied 20+ points 24 times and 30+ points 4 times. Posted second career triple-double at Minnesota (2/21). In 38 minutes, tallied 22 points, 10 rebounds and 14 assists. Came one rebound shy of triple-double and finished with 31 points and 10 assists for his 12th double-double of the season at NY (2/20).

## REGULAR SEASON Career Highs

Minutes	50	03/23/2012	OKC vs. Minnesota (2 times)
Field Goals	17	03/23/2012	OKC vs. Minnesota (2 times)
Field Goal Attempts	32	12/01/2010	OKC at New Jersey (2 times)
Three-Point Field Goals	4	03/27/2011	OKC vs. Portland (2 times)
Three-Point Attempts	8	03/03/2012	OKC at Atlanta
Free Throws	20	02/01/2009	OKC at Sacramento
Free Throw Attempts	22	02/01/2009	OKC at Sacramento
Offensive Rebounds	8	02/11/2009	OKC at Portland
Defensive Rebounds	10	01/28/2011	OKC vs. Washington (2 times)
Rebounds	15	12/01/2010	OKC at New Jersey
Assists	16	04/04/2010	OKC vs. Minnesota
Steals	8	02/06/2010	OKC at Golden State
Turnovers	9	02/07/2012	OKC at Golden State (4 times)
Blocked Shots	4	04/25/2012	OKC vs. Denver
Points	45	03/23/2012	OKC vs. Minnesota

Participated in T-Mobile Rookie-Sophomore Challenge and Youth Jam at All-Star Weekend in Dallas and led all scorers with 40 points on 18-29 FGs. Named NBA player of the week for contests played between February 1-7. During the seven day span Westbrook helped lead Oklahoma City to a 3-0 week, including two wins on the road (Golden State & New Orleans) while averaging 19.7 points, 9.7 assists, 8.0 rebounds and 3.3 steals. Posted double-figure assist totals in four straight games (12/28 - 1/4) and becomes first OKC player to accomplished the feat since Gary Payton did so in January of 2002 (1/3/02 - 1/10/02). Recorded 8th double-double of the season on 1/2 at Milwaukee with 17 points and 13 assists. With zero turnovers vs. the Bucks he recorded the most assists (13) without a turnover (in franchise history) since April 8, 2001 (Gary Payton; 15 assists, 0 TO's). On 12/26 vs. Charlotte, tallied 22 points and game-high six assists



## NBA REGULAR SEASON STATISTICS

SEASON/TEAM	G-GS	MIN	FGM-FGA	PCT	3-Pt. FG		FTM-FTA	PCT	Rebounds			AST	STL	TO	BLK	PTS	Averages		
					FGM-FGA	PCT			OFF	DEF	TOT						RPG	APG	PPG
08-09 OKC	82-65	2668	436-1095	.398	35-129	.271	349-428	.815	178	221	399	435	110	274	16	1256	4.9	5.3	15.3
09-10 OKC	82-82	2812	485-1160	.418	23-104	.221	329-422	.780	143	258	401	652	108	268	34	1322	4.9	8.0	16.1
10-11 OKC	82-82	2847	614-1390	.442	34-103	.330	531-631	.842	121	258	379	670	155	316	30	1793	4.6	8.2	21.9
11-12 OKC	66-66	2331	578-1266	.457	62-196	.316	340-413	.823	96	205	301	362	112	239	21	1558	4.6	5.5	23.6
TOTALS	312-295	10659	2113-4911	.430	154-532	.289	1549-1894	.818	538	942	1480	2119	485	1097	101	5929	4.7	6.8	19.0

## NBA PLAYOFF STATISTICS

SEASON/TEAM	G-GS	MIN	FGM-FGA	PCT	3-PT FG FGM-FGA	PCT	FTM-FTA	PCT	Rebounds			AST	STL	TO	BLK	PTS	Averages		
									OFF	DEF	TOT						RPG	APG	PPG
09-10 OKC	6-6	212	43-91	.473	5-12	.417	32-38	.842	10	26	36	36	10	14	1	123	6.0	6.0	20.5
10-11 OKC	17-17	638	135-343	.394	14-48	.292	121-142	.852	36	55	91	108	24	78	6	405	5.4	6.4	23.8
11-12 OKC	20-20	767	177-407	.435	18-65	.277	89-111	.802	22	87	109	117	31	45	8	461	5.5	5.8	23.1
TOTALS	43-43	1617	355-841	.422	37-125	.296	242-291	.832	68	168	236	261	65	137	15	989	5.5	6.1	23.0



while committing zero turnovers in 35 min. Notched 4th double-double in OKC win at San Antonio (19 pts/11 asst) on 11/14. With his 11 assists and zero turnovers, matched NBA season-high for most assists without a TO (Andre Miller). Recorded a then career-high with 13 assists during season opener 10/28 vs. Sacramento. With his 13 assists, he matched the entire assist total for the entire Kings' team. Recorded back-to-back double-doubles (pts/asst) in first two games of season. On 11/6 at Houston, set career-high with 14 made field goals and finished with a game-high 33 points. On 11/8 vs. ORL, recorded third double-double of the season (17 points, 10 assists) and matched career-high with three made 3-point FG's. **2008-09:** Named to NBA's All-Rookie First Team. Ranked among rookie league-leaders in a number of statistical categories including scoring (4th, 15.3), assists (2nd, 5.3) steals (2nd, 1.36), minutes played (4th, 32.5), rebounds (7th, 4.9) and field-goal percentage (10th, .398). 10 or more points 71 times. 20-plus points 18 times. 30-plus points six times. 10 or more rebounds four times. 10 or more assists nine times. Ten double-doubles. One triple-double. Five-plus steals three times. Scored 10+ points in 25 consecutive games (1/16 vs. DET through 3/14 at PHX). Recorded first triple-double in Thunder franchise history with 17 points, 10 rebounds and 10 assists vs. Dallas (3/2). Career-high 12 assists at Minnesota 1/7. Career-high 34 points including career-high 20 free throw makes (20-22 FT) at Sacramento (2/1). The 20 free throw makes represent the most a Kings opponent since they moved to Sacramento. Was named NBA T-Mobile Rookie of the Month in December and February.

### PLAYOFFS

Appeared in 43 career postseason games (all starts) and posted averages of 23.0 points, 5.5 rebounds and 6.1 assists. **2012:** Posted a playoff career-high with 43 points on 20-of-32 shooting during Game 4 of the Finals at Miami. During the Thunder's second round series vs. the L.A. Lakers, Westbrook played a total of 178 minutes and committed a total of four turnovers. Recorded a 2012 playoff-high 12 assists during Game 5 win at San Antonio in the Western Conference Finals. Scored 20+ points 11 times during the 2012 playoffs. **2011:** Recorded a triple-double in Game 7 of the second round vs. Memphis with 14 points, 14 assists (playoff career-high) and 10 rebounds (playoff career-high) in 35 minutes. Westbrook becomes the fifth player in NBA history to register a triple-double in a playoff Game 7 (Scottie Pippen, James Worthy, Larry Bird and Jerry West). Scored a playoff career-high 40 points during Game 4 triple overtime victory over Memphis. Scored 20+ points 11 times while scoring 30+ on five occasions.

### ALL-STAR

Named to the Western Conference All-Star team in each of the last two seasons. In his two All-Star appearances, averaged 16.5 points, 5.0 rebounds and 2.0 assists in 20.5 minutes.

### USA BASKETBALL

Won a gold medal in 2012 as a member of the United States Olympic team as the US squad went a perfect 8-0 during Olympic competition. In London, Westbrook appeared in all eight games and posted averages of 8.5 points, 1.6 rebounds and 1.6 rebounds. In 2010, helped lead the USA Men's National Team to a gold medal during the 2010 FIBA World Championships played in Turkey. Westbrook received player of the game honors during the US win over Lithuania and proved to be integral part of the United States perfect 9-0 mark at the World Championships. He appeared in all nine games and averaged 9.1 points, 2.8 rebounds and 2.6 assists per contest.

### COLLEGE

Named Pac-10 Defensive Player of the Year as a sophomore. Earned Third Team All-Pac-10 honors and was named to the conference All-Defensive Team. **2007-08 (Sophomore season):** Averaged 12.7 ppg, a team-leading 4.3 apg, 3.9 rpg and 1.6 spg. Played 1,318 minutes, the most by a Bruin since 1979 (when minutes began being tracked as a statistic). Led team with a career-high 22 points vs. Memphis in the Final Four on 4/5. Posted first career double-double with 14 points and a career-high-tying 11 rebounds vs. Western Kentucky in the Sweet Sixteen of the NCAA Tournament on 3/27. Tallied 16 points, four rebounds, five assists and a career-high five steals vs. Oregon on 2/23. Dished out a career-high nine assists vs. Youngstown State on 11/12. Pulled down a career-high-tying 11 rebounds vs. Stanford in the title game of the Pac-10 Tournament on 3/15. **2006-07 (Freshman season):** Averaged 3.4 ppg and 0.7 apg in 9.0 mpg. Scored a season-high 11 points twice. Recorded season highs of five rebounds, four assists and two steals in 32 minutes at West Virginia in his first career start on 2/10.

### PERSONAL

Parents are Russell Westbrook and Shannon Horton. Has one younger brother, Raynard. Attended 2012 Fashion Week in New York. Admires Earvin "Magic" Johnson. Was named to the "Best in the West" Third-Team by Long Beach Press-Telegram and earned Third-Team All-State honors. Predominantly left handed except when it comes to shooting a basketball. Favorite subject in school growing up was math.





## HOW THE THUNDER WAS BUILT



<b>Via Draft:</b>	Nick Collison	2003 NBA Draft – 12th overall pick
	Kevin Durant	2007 NBA Draft – 2nd overall pick
	Russell Westbrook	2008 NBA Draft – 4th overall pick
	Serge Ibaka	2008 NBA Draft – 24th overall pick
	Reggie Jackson	2011 NBA Draft – 24th overall pick
	Perry Jones	2012 NBA Draft – 28th overall pick

<b>Via Trade:</b>	Thabo Sefolosha	Acquired from the Chicago Bulls along with cash considerations in exchange for the least favorable of OKC's three 2009 first round draft picks.
	Eric Maynor	Acquired from the Utah Jazz along with Matt Harpring in exchange for the draft rights to Peter Fehse
	Kendrick Perkins	Acquired from the Boston Celtics along with Nate Robinson and the L.A. Clippers 2012 first round draft pick in exchange for Jeff Green and Nenad Krstic.
	Jeremy Lamb	Acquired from the Houston Rockets along with Kevin Martin, two first round picks and a second round pick in exchange James Harden, Cole Aldrich, Daequan Cook and Lazar Hayward.
	Kevin Martin	Acquired from the Houston Rockets along with Jeremy Lamb, two first round picks and a second round pick in exchange James Harden, Cole Aldrich, Daequan Cook and Lazar Hayward.

<b>Via Free Agency:</b>	DeAndre Liggins	Signed on 9/12/12
	Hasheem Thabeet	Signed on 7/11/12
	Daniel Orton	Signed on 10/31/12

## BASKETBALL OPERATIONS







**SAM PRESTI**  
EXECUTIVE VICE PRESIDENT &  
GENERAL MANAGER

Sam Presti is in his sixth season with the Oklahoma City Thunder after being named the 11th General Manager in club history on June 7, 2007. A year into his tenure with the Thunder, Presti was promoted to Executive Vice President and General Manager by Professional Basketball Club Chairman, Clayton Bennett.

During his five seasons with the Thunder, Presti has worked diligently to assemble the building blocks for long-term success both on and off the court.

This past season, Presti and his staff oversaw the Thunder's 47-win season (.712) as Oklahoma City claimed a second consecutive Northwest Division Championship and reached the NBA Finals. This occurred on the heels of the 2010-11 season, when the Thunder became the youngest team in the last quarter century to reach the NBA's Western Conference Finals.

During the 2009-10 season, Presti's third year at the helm, Oklahoma City experienced one of the largest turnarounds in NBA history. A year after winning 23 games, the Thunder concluded the 2009-10 season with a 50-32 record (.610) and captured the franchise's first playoff berth in Oklahoma City. The 27-win improvement was tied for the eighth largest improvement in NBA history. Presti was named NBA Executive of the Year by The Sporting News at the conclusion of the season.

Presti's consistent focus has been to utilize the NBA Draft to establish the foundation for sustained success on the floor and in the community. Commencing with the 2007 draft, Presti selected Kevin Durant, the University of Texas standout with the team's No. 2 overall pick. Since then, Durant has blossomed into one of the premiere players in the NBA. This past season, Durant became just the seventh player in NBA history to lead the league in scoring for three consecutive seasons.

Presti went on to select UCLA guard Russell Westbrook and Serge Ibaka with the 4th and 24th selections in the 2008 draft, and a year later nabbed Arizona State standout James Harden 3rd overall in the 2009 draft.

Since moving to Oklahoma City in July of 2008, Presti has stressed the importance of community involvement for both Thunder players and staff. Under his leadership, the Thunder players have made more than 920 community appearances in and around Oklahoma City.

Presti has been on the NBA's Instant Replay Committee since 2009, and this past season was selected as one of four NBA general managers to serve on the newly reconstituted Competition Committee.

Prior to joining the Thunder, the 35-year-old Presti held a variety of roles with the San Antonio Spurs. After starting in 2000 as a video intern for Gregg Popovich, in 2005 Presti was promoted to the role of vice president and assistant general manager and held that role until 2007. As a member of the Spurs, Presti was part of NBA Championship teams in 2003, 2005, and 2007, as well as five division titles.

Presti earned his bachelor's degree in 2000 in communications, politics and law from Emerson College in Boston, where he was the first Rhodes Scholar nominee in school history. The Concord, Mass. native served as team captain of the Emerson College basketball team during both his junior and senior seasons. In addition, Presti earned All-Academic honors two times and was twice selected to the Great Northeast Athletic Conference All-Tournament team. He was honored with the Emerson College Young Alumnus Award in 2005.

Presti currently resides on the board of the Oklahoma City National Memorial and with the support of the Thunder has established the Forward Thinking Leadership Development Program within the Oklahoma City public schools.

Additionally, Presti is actively involved with PeacePlayers International (PPI), a global outreach program focused on bringing children and communities together through the game of basketball. He also serves on the Board of Directors of Shooting Touch, an organization that grants graduating college seniors the opportunity to travel the world and use the platform of basketball to help foster education and influence positive social change in third world global communities.

An accomplished drummer, Presti has produced three music CDs with all proceeds benefiting the Extra Ordinary Needs Fund at Children's Hospital in Boston. In addition, Presti established the Keenan Smith-Anthony Halls Scholarship Fund at his former high school, Concord-Carlisle, to assist students with their college tuition.

This past summer, Presti married the former Shannon O'Connor. Shannon serves as the Director of Teen Leadership Initiatives with the YMCA of Greater Oklahoma City.

## BASKETBALL OPERATIONS



**TROY WEAVER**  
VICE PRESIDENT/ASSISTANT GENERAL MANAGER

Troy Weaver begins his fifth season with Oklahoma City and his third as the team's VP/Assistant General Manager. Weaver joined the Thunder in May of 2008 and assists Executive VP & General Manager Sam Presti with roster development and day-to-day basketball operations. In addition, he coordinates the team's player personnel matters including NBA Draft preparation, player free agency and summer league roster.

Weaver held the position of Director of Player Personnel for the Utah Jazz in 2007-08. He spent three seasons (2004-07) as head scout for the Jazz before his promotion to Director of Player Personnel.

Prior to joining the Jazz, Weaver was an assistant coach at Syracuse University for four seasons (2000-04). The Orangemen won the 2003 NCAA National Championship led by Weaver recruit Carmelo Anthony. In addition to his experience at Syracuse, Weaver spent time as an assistant coach at New Mexico (1999-2000) and Pittsburgh (1996-99).

Prior to his collegiate coaching days, Weaver amassed an 85-17 record as an AAU coach in Washington, D.C. He guided the DC Assault to the 1996 AAU Tournament of Champions.

Weaver graduated with an associate's degree from Prince George's Community College (MD) in 1991, where he also played one season of basketball.



**MICHAEL WINGER**  
ASSISTANT GENERAL MANAGER/LEGAL & ADMINISTRATION

Michael Winger begins his third season with the Oklahoma City Thunder, having joined the team in July 2010. In Winger's current capacity, he is chiefly responsible for strategic and process development, salary cap planning and management, Collective Bargaining Agreement interpretation and application, contract and trade negotiation and preparation, and basketball operations legal and administration systems and analysis.

Prior to joining the Thunder, Winger spent five seasons in the front office with the Cleveland Cavaliers in a variety of positions, beginning as its Basketball Operations Coordinator, and ultimately becoming its Director of Basketball Operations & Team Counsel. Winger's role in Cleveland was expansive, and included instituting organizational processes and working closely with Cavaliers' management and ownership on all team matters. He joined the Cavaliers in July of 2005 after spending two years working for renowned sports agent and attorney, Ron Shapiro in Baltimore, Maryland.

Originally from Cleveland, Ohio, Winger is a graduate of Miami University (OH), and earned his J.D. from The University of Toledo College of Law. He also attended the University of Maryland School of Law during his time in Baltimore.

Winger is a licensed attorney and has focused primarily within the area of sports management.





**SCOTT BROOKS**  
HEAD COACH



Scott Brooks concluded his fourth season as Head Coach of the Thunder by leading Oklahoma City to a second consecutive Northwest Division title and a trip to the NBA Finals. Under Brooks, the Thunder has claimed 152 wins during the past three seasons and only San Antonio's Gregg Popovich (161) has coached his team to more victories during that span.

Oklahoma City has qualified for the postseason in each of the last three seasons and since taking over as Thunder Head Coach on November 22, 2008, Oklahoma City has registered a mark of 174-125 (.582).

Brooks was named the NBA's Western Conference Coach of the Month in February of 2012 after guiding the Thunder to an NBA-best 12-3 mark. The Oklahoma City franchise had not won 12 or more games in the month of February since 1972. After posting the best record in the Western Conference through games played on February 15th, Brooks and his staff represented the Thunder by coaching the Western Conference All-Stars in Orlando this past season. With Brooks at the helm, the Western Conference All-Stars captured a 152-149 victory over the Eastern Conference.

During the 2010-11 season Brooks led the Thunder to 55 wins and a spot in the Western Conference Finals after Oklahoma City captured playoff series victories over the Denver Nuggets and Memphis Grizzlies. After the late-season acquisition of Kendrick Perkins from the Boston Celtics in mid-March, Brooks guided the Thunder to a 13-4 mark in the final 17 games of the regular season.

Brooks, the 16th head coach in franchise history received the 2009-10 Red Auerbach NBA Coach of the Year award after his second season as head coach. During his first full year at the helm of the Thunder, Brooks oversaw one of the biggest turnarounds in NBA history. A year after winning 23 games, the Thunder concluded the 2009-10 season with a record of 50-32 (.610). The 27-win improvement was tied for the eighth largest in NBA history.

In the 2010 postseason, the Thunder took the eventual NBA Champion Los Angeles Lakers to a Game 6 in what proved to be one of the more entertaining first round playoff series in recent memory. During the 2009-10 season, Brooks was awarded NBA Coach of the Month honors in February after the Thunder wrapped-up the month with a 9-2 (.818) mark. The .818 winning percentage for the OKC franchise was the highest in a given month since January of 1997.

Brooks was named interim head coach of the Thunder 13 games into the 2008-09 season and was later named head coach on April 15, 2009 prior to the team's final game of the season. A day after being awarded his first NBA head coaching position, Brooks led the Thunder to their most lopsided victory of the year in the team's season finale, a 126-85 win versus the Los Angeles Clippers at STAPLES Center.

Prior to his appointment as interim head coach on November 22, 2008 Brooks joined P.J. Carlisemo and the Thunder coaching staff at the start of the 2007-08 season.

Before joining the Thunder organization, Brooks spent the 2006-07 season working as an assistant coach with the Sacramento Kings. His NBA coaching career began with the Denver Nuggets, where he served as an assistant coach from 2003-06. Brooks helped lead the Nuggets to the playoffs in each of his three seasons with the club. During his brief tenure with the Nuggets, Denver amassed a 136-110 (.560) regular season record.

Brooks enjoyed an 11-year (1988-99) playing career in the NBA, appearing in 680 regular season games with Philadelphia, Minnesota, Houston, Dallas, New York, Cleveland and the Los Angeles Clippers. Brooks' teams advanced to the postseason six of his 11 NBA seasons, and in 1994, he was a member of the NBA Champion Houston Rockets. Brooks holds career averages of 4.9 points and 2.4 assists per game.

In 2000, Brooks was a player/assistant coach with the Los Angeles Stars of the ABA. The following season, he served as the head coach of the Southern California Surf of the ABA, guiding the club to a 23-14 record.

A native of Lathrop, California, Brooks began his collegiate career at Texas Christian University, where he played one season. He then transferred to San Joaquin Delta College for his sophomore season, before spending his final two years at UC Irvine, where he averaged 23.8 points per game as a senior.

## BASKETBALL OPERATIONS



**MAURICE CHEEKS**  
ASSISTANT COACH

Cheeks enters his fourth season with Oklahoma City after spending three-plus seasons (2005-08) as head coach of the Philadelphia 76ers.

Cheeks brings more than 30 years of NBA experience to the Thunder bench including seven-plus seasons as a head coach with Portland and Philadelphia. As an NBA head coach, Cheeks compiled a 284-286 (.498) record.

Prior to joining the Sixers, Cheeks spent three-plus seasons as head coach of the Portland Trail Blazers (2001-05). During his time in Portland, he posted a 162-139 (.538) mark, accounting for the fourth-highest win total in Blazers coaching history. He helped the Blazers reach the NBA Playoffs twice, and his 2002-03 squad tied for second in the Pacific Division with a 50-32 record.

Before joining Portland in 2001, Cheeks spent seven seasons as an assistant coach for the Sixers, working under head coaches John Lucas (1994-96), Johnny Davis (1996-97), and Larry Brown (1997-2001). In 2000-01 under Brown, Cheeks helped guide the 76ers to a record of 56-26 (.683) and a spot in the NBA Finals.

Cheeks played 15 seasons in the NBA, the first 11 with Philadelphia, before stints with San Antonio, New York, Atlanta and New Jersey. He was selected to the NBA's All-Defensive Team five times (First Team: 1983, 1984, 1985, 1986; Second Team: 1987) and played in four All-Star games (1983, 1986, 1987, 1988). He was a member of 76ers 1983 World Championship team. In addition, Cheeks is one of seven former Sixers players to have his number retired by the club (No. 10).

As an NBA player, Cheeks compiled career averages of 11.1 ppg, 6.7 apg and 2.1 spg in 1,101 games over 15 seasons while shooting .523 from the field and .793 from the free throw line. A native of Chicago, he began his coaching career with the Quad City Thunder of the CBA. In his only season with Quad City, Cheeks helped guide the club to the CBA Championship.

The 1978 West Texas State (currently West Texas A&M) graduate was a four-year starter and three-time MVP in college. He finished his collegiate career third on the Buffs' all-time scoring list, averaging 16.8 points per game while shooting 56.8 percent from the field as a senior. Cheeks was selected in the second round of the 1978 NBA Draft (36th overall by the Sixers).



**REX KALAMIAN**  
ASSISTANT COACH

With nearly 20 years of NBA experience, Rex Kalamian is set to begin his fourth season with the Thunder after previous coaching tenures with the Sacramento Kings, Minnesota Timberwolves, Denver Nuggets, Philadelphia 76ers and the Los Angeles Clippers.

As an assistant with the Thunder, Kalamian is chiefly responsible for game preparation and player development. During his time in Oklahoma City, much of Kalamian's focus has been on the Thunder's offensive efforts. During the 2011-12 season, the Thunder finished the year as the third highest scoring team in the NBA (averaged 103.1 points per game).

Prior to joining the Thunder's bench, Kalamian spent two years as an assistant coach with the Sacramento Kings after a two year stint with the Minnesota Timberwolves. Before his time in Minnesota, Kalamian spent one season with the Denver Nuggets where he worked as an assistant coach/player development. Kalamian served previously as a West Coast scout for the Philadelphia 76ers during the 2003-04 season before assuming his coaching duties in Denver.

Kalamian's NBA career began with the Los Angeles Clippers where he spent nine years serving the organization in various capacities. After starting as an assistant to the scouting department in 1992, Kalamian was later promoted to assistant coach by Bill Fitch in 1995.

Prior to joining the Clippers, Kalamian worked as an assistant coach for his former school, East Los Angeles College for two seasons. While in college, Kalamian was named team captain at East Los Angeles where he led the South Coast Conference in three point shooting accuracy during the 1988-89 season.

A graduate of Cal Poly Pomona, Kalamian earned a bachelor's degree in business management.





## BASKETBALL OPERATIONS



### MARK BRYANT

#### ASSISTANT COACH

Mark Bryant enters his sixth season as a Thunder assistant coach in 2012-13. This past July, Bryant served as Head Coach of the Thunder's summer league team. In five summer league contests, Bryant guided the Oklahoma City team to a record of 3-2 during the Orlando Airtran Airways Pro Summer League.

Prior to joining the Thunder's coaching staff, Bryant served as assistant coach/player development with the Orlando Magic from 2005-07.

Prior to his time in Orlando, Bryant spent the 2004-05 season with the Dallas Mavericks as a member of its player development staff.

Bryant enjoyed a 15-year playing career as the New Jersey native was a member of 10 different teams during his NBA playing tenure (1988-2003). Originally selected by Portland in the first round (21st pick overall) of the 1988 NBA Draft, Bryant helped the Blazers reach the NBA Finals in 1990 and 1992. He appeared in 797 regular season games during his NBA career with Portland, Houston, Phoenix, Chicago, Cleveland, Dallas, San Antonio, Philadelphia, Denver and Boston, averaging 5.4 ppg and 3.8 rpg in 16.9 mpg. Bryant also appeared in 79 career playoff games, averaging 3.5 ppg and 2.5 rpg in 12.2 mpg.

Bryant was a First Team All-Big East selection as a senior at Seton Hall in 1987-88, averaging 20.5 ppg and 9.1 rpg for the Pirates. The 6-9 forward led the school to its first-ever berth into the NCAA Tournament.



### BRIAN KEEFE

#### ASSISTANT COACH

Brian Keefe enters his sixth season with the Thunder and his fourth as assistant coach. During his first two years with Oklahoma City, Keefe served as a player development coach.

From 2005-07, Keefe worked with the San Antonio Spurs as an assistant video coordinator. Prior to joining the Spurs, Keefe was an assistant coach at NCAA Division II Bryant University in Smithfield, R.I. for four seasons (2001-05), highlighted by a trip to the Division II Championship in 2005. He also served one season as a graduate assistant at the University of South Florida (2000-01).

Keefe began his collegiate playing career at UC Irvine, where he was appointed team captain as a sophomore and named All-Big West Second Team in 1995-96 after leading the team in scoring. After transferring to UNLV for his final two seasons, Keefe helped the Running Rebels win the Western Athletic Conference Tournament and earn an NCAA berth. He was named to the WAC All-Tournament Team after making a tournament-record 13 three-pointers. During his senior season in 1998-99, Keefe was named team captain and helped lead UNLV to an NIT appearance.



### MAZ TRAKH

#### ASSISTANT COACH

Trakh enters his third season with the Thunder after spending the previous 23 years coaching the game of basketball in varying capacities. After playing at Southern Utah University, Trakh served as an assistant coach at Long Beach State, Riverside Community College and UC Irvine before being named Head Coach at Cabrillo College in Aptos, CA.

During Trakh's coaching career which has spanned more than two decades, he has coached professionally in the Continental Basketball Association (CBA), American Basketball Association (ABA) and oversees. Most recently, Trakh spent the last five years in Asia as a head coach in the Jordan Basketball League before joining the Thunder sideline. In 2005, he helped lead Jordan Fastlink (now Zain) to the FIBA Asia Club Championship. His team became the first Jordanian team to ever win the championship.

## BASKETBALL OPERATIONS



### VIN BHAVNANI

#### MANAGER OF ADVANCE SCOUTING/PLAYER DEVELOPMENT

Vin Bhavnani enters his fifth season with Oklahoma City and his third as Manager of Advanced Scouting. Bhavnani spent the previous two years serving as the team's Video Coordinator. Prior to joining the Thunder, Bhavnani spent two seasons with the San Antonio Spurs as the Assistant Video Coordinator. He started his NBA career with the Los Angeles Clippers as an intern in the video department in 2004.

Prior to joining the Clippers, Bhavnani spent one season as an assistant coach for the women's basketball team at Santa Monica Junior College. The Los Angeles, California native is a 2003 graduate of the University of Southern California.



### PAUL RIVERS

#### DIRECTOR OF BASKETBALL OPERATIONS

Paul Rivers enters his sixth season with the Oklahoma City Thunder and his first as the team's Director of Basketball Operations.

In his current role with the team, Rivers will work closely with various facets of the front office and basketball operations while overseeing both long term and day to day initiatives for the club. Rivers also oversees all aspects of the Thunder technology program and works closely with the Thunder coaching staff and leadership team to keep the organization on the cutting edge of technological advances.

The Broomfield Hills, MI. native was an integral part of the design and construction of the new Integris Health Thunder Development Center in Northeast Oklahoma City. Rivers oversaw the layout design and overall construction of the facility on behalf of the Thunder organization.

Rivers served as a video coordinator with the Detroit Pistons from 2005-07, assisting the coaching staff during practices and games while also handling all of the club's video operations and footage.

Rivers began his NBA career with the San Antonio Spurs as a video coordinator during the 2004-05 season. Prior to joining the Spurs, he spent two years at Michigan State University. Rivers served as video coordinator under head coach Tom Izzo and the men's basketball team in 2003-04, and for the Spartans' women's basketball team during the 2002-03 season.



### WILL DAWKINS

#### DIRECTOR OF COLLEGE PLAYER PERSONNEL

Will Dawkins begins his fifth year with the Thunder organization and his first as the team's Director of College Player Personnel. Dawkins first joined the Thunder as a front office intern in the summer of 2008 and has since served as assistant video coordinator and scouting coordinator before assuming his current position. In his current capacity, Dawkins is responsible for overseeing the college and international scouting departments in preparation for the NBA draft.

A native of Springfield, MA Dawkins led the High School of Commerce to the Division I State Championship, while earning the honor of Western Massachusetts Player of the Year. He went on to graduate from Emerson College with a degree in Broadcast Journalism. While at Emerson he served as captain of the men's basketball team and became a two time Arthur Ashe Sports Scholar.





## BASKETBALL OPERATIONS



### **DR. DONNIE STRACK** DIRECTOR OF MEDICAL SERVICES

Dr. Strack begins his fifth season in Oklahoma City as the Director of Medical Services. He is responsible for leading the medical staff in providing comprehensive, evidence-based services for Thunder players through innovation, research, and integration of multiple health care professionals.

From 2005-2008, Dr. Strack was in private practice as a physical therapist at Orthopaedic Physical Therapy Services in Wellesley Hills, Mass. Dr. Strack graduated with a Doctor of Physical Therapy degree from the University of Indianapolis in 2005. He earned his undergraduate degree from the University of Indianapolis in 2002 and was awarded the

Athletic Training Department Performance Award that same year.

Dr. Strack's first role with an NBA team came in the sixth grade as a ball-boy for the Indiana Pacers. He later served as a Graduate Assistant athletic trainer for the Indiana Pacers from 2002-2005. Dr. Strack also served as an athletic trainer during the 2002 World Basketball Championships in Indianapolis and the RCA Tennis Championships in 2001 and 2002.

In 2010, Dr. Strack completed his post doctorate fellowship in manual therapy from Regis University. He is board certified in Orthopaedic Physical Therapy (OCS) by the American Board of Physical Therapy Specialties and is a Fellow in the American Academy of Orthopaedic Manual Physical Therapists (FAAOMPT). In addition to being a licensed physical therapist and athletic trainer, he is also a certified strength and conditioning specialist.

Dr. Strack is active in the Oklahoma City community, serving on the Board of Directors for Special CARE, a early intervention and specialized care school serving children with and without special needs. He lives in Edmond with his wife, Sarah, and their 3 children – Ellabeth (5), Anderson (3), and Lilajeane (2).



### **JOE SHARPE** HEAD ATHLETIC TRAINER

Joe Sharpe enters his fifth season as the head athletic trainer for the Thunder. Before joining the Thunder organization, Sharpe spent four seasons as head athletic trainer for the Charlotte Bobcats. Prior to Charlotte, Sharpe was the head strength and conditioning coach/assistant athletic trainer with the Minnesota Timberwolves for two seasons, which included the team's Midwest Division title and run to the Western Conference Finals.

This past summer Sharpe served as an Athletic Trainer for the gold medal winning men's USA Basketball Olympic team. In London, Sharpe joined Thunder players Kevin Durant, James Harden and Russell Westbrook as the United States team went a perfect

8-0 en route to the gold medal.

During the summer of 2010 Sharpe served as an Athletic Trainer for the USA Men's National team as they competed in the FIBA World Championships in Turkey. The USA team won gold while qualifying for the 2012 Olympic Games. Sharpe had previously worked with the USA Basketball men's junior national teams in 2002 and 2008, and the men's senior national team in 2009.

During the summer of 2007, Sharpe participated in the NBA's Basketball Without Borders camp held in Johannesburg, South Africa.

Sharpe was previously the head basketball athletic trainer at the University of Connecticut during a nine-year stint with the Huskies that included its 1999 NCAA Championship season.

Joe and his wife, Jennifer, have two children, Joseph and Jayme.



### **DWIGHT DAUB** DIRECTOR, ATHLETIC PERFORMANCE MS, CSCS, PES, CES

Dwight Daub enters his 16th season with the Thunder and his 13th as Director of Athletic Performance. During his first three seasons with the team, he held the title of strength and conditioning coach.

Daub is responsible for the development and implementation of strength, conditioning and nutritional programs for all Thunder players. Daub helps each player establish a personalized diet and training regimen and assists them with injury rehabilitation. He also arranges offseason training programs and monitors each player's physical progress between seasons.

Following the 2008-09 NBA season, Daub was named co-recipient of the Strength and Conditioning Coach of the Year award presented by the NBASCA (National Basketball Association Strength and Conditioning Association).

A 1979 graduate of the University of Evansville (Ind.) with a degree in physical education, Daub also received his master's degree in exercise sports science from Eastern Illinois in 1985.

Dwight and his wife, Laurie, have a son Bryce who was recently married to Carlee this past summer and a daughter Gentry who along with her husband Aaron are the parents of Daub's two grandchildren, Peyton and Grady.

## BASKETBALL OPERATIONS



### **MARC ST. YVES** DIRECTOR OF TEAM OPERATIONS

Marc St. Yves enters his 34th season with the club and his fifth year as the Director of Team Operations. St. Yves previously held the title of equipment manager for 25 years before being promoted in the summer of 2008.

St. Yves is responsible for all team operations including travel, equipment and team events. St. Yves travels fulltime with the team and is responsible for all of the club's logistical needs while on the road. He started his association with the Thunder organization as a 13-year-old ball boy during the team's 1979-80 season in Seattle. Five years later, he was named assistant equipment manager and became the franchise's primary equipment manager in 1985.

Marc and his wife, Karie, have one son Skylar (23). St. Yves hobbies include fly fishing, golf and outdoor pursuits.



### **MATT TUMBLESON** DIRECTOR OF BASKETBALL COMMUNICATIONS

Matt Tumbleson begins his second season as the Thunder's Director of Basketball Communications. Tumbleson and the Basketball Communications staff are responsible for promoting the endeavors of the Thunder players, coaches and front office staff both on and off the court. He is also responsible for managing the day-to-day requests from local, national and international media.

Prior to joining the Thunder, Tumbleson served three-plus years as the primary media contact for the Memphis Grizzlies for all business operations, FedExForum and team content away from the court. During the 2010-11 season, Tumbleson took over all team on-court communications initiatives in addition to his previous responsibilities as the Senior Manager of Communications and Publications. Before his stint in Memphis, the Buda native worked on the team side of communications for the New Jersey Nets and San Antonio Spurs. During the 2005-06 season, Tumbleson worked for both the Spurs media relations and basketball operations department.

Matt and his wife Christina welcomed son Teddy to the Thunder family just prior to the start of the 2012-13 season. They currently live in Edmond.





## THUNDER BASKETBALL OPERATIONS STAFF



**JOHN ANDREWS**  
SPECIAL ASSISTANT TO THE  
GENERAL MANAGER



**MASSIMO BIASIN**  
COORDINATOR OF INTERNATIONAL  
SCOUTING/AMATEUR



**DAVE BLISS**  
VIDEO ANALYST/PLAYER  
DEVELOPMENT



**TROY CARTER**  
APPLICATION DEVELOPER



**MICHAEL CHATMAN**  
DIRECTOR OF  
TEAM SECURITY



**AYANA CLINTON LAWSON**  
DIRECTOR OF PLAYER  
APPEARANCES & SERVICES



**AMANDA GREEN**  
BASKETBALL OPERATIONS COORDINATOR  
/ LEGAL AND ADMINISTRATION



**JULIE HANNEMAN**  
ASSISTANT TO  
BASKETBALL OPERATIONS



**RYAN LAMBERT**  
BASKETBALL OPERATIONS  
ASSISTANT



**JOSH LONGSTAFF**  
VIDEO ANALYST/PLAYER  
DEVELOPMENT



**BRANDON MILLER**  
COLLEGE SCOUT



**SEBASTIAN PRUITT**  
VIDEO ANALYST PERSONNEL



**JUDY RIDDLE**  
TEAM TRAVEL COORDINATOR



**FRANK ROSS**  
COLLEGE SCOUT



**JOHNNY SHULTS**  
FACILITY OPERATIONS MANAGER



**MARK SIMPSON**  
APPLIED SPORT SCIENTIST



**SCOTT SIMPSON**  
OPPOSITION SCOUT



**WILSON TAYLOR**  
MANAGER OF  
TEAM OPERATIONS



**JIM THOMAS**  
COLLEGE SCOUT



**JESSE WEINSTEIN-GOULD**  
BASKETBALL  
INFORMATION COORDINATOR



**MIKE WILKS**  
PRO SCOUT

## TULSA 66ERS BASKETBALL OPERATIONS



### BRANDON BARNETT DIRECTOR OF MINOR LEAGUE OPERATIONS/PRO SCOUT

Brandon Barnett begins his fourth season with the Tulsa 66ers and his first as the team's Director of Minor League Operations/Pro Scout. Barnett joined the 66ers after working for the NBA League office in New York City for the previous two years. Barnett brings an extensive background in minor league basketball to Tulsa. While with the league office, Barnett served most recently as Senior Coordinator of Basketball Operations for the NBA Development League. He joined the D-League during the 2004-05 season as an intern and quickly solidified his value to the Basketball Operations department. Barnett's role in the D-League office, among other things, involved evaluating, recruiting and signing players for the league.

A native of Shaker Heights, Ohio, Barnett graduated cum laude from Emerson College in Boston, Massachusetts in 2003, with a Bachelor's degree in Broadcast Journalism.



### DARKO RAJAKOVIC HEAD COACH

Darko Rajakovic (DAR-ko Rahj-a-KOE-vich) enters his first season as the head coach of the Tulsa 66ers. A Serbian native, Rajakovic is the first head coach born outside of North America in NBA D-League history. The 33-year-old boasts a diverse coaching background with an emphasis in player development.

Rajakovic has spent the past three years as the head coach of Espacio Torrelodones of the Spanish EBA League. In his first season (2007), Rajakovic led Torrelodones to the Primera Division de Baloncesto title, promoting the team to the Liga EBA. During Rajakovic's tenure, Torrelodones saw numerous players receive invitations to the youth national teams of Spain, Serbia, Montenegro, Denmark and Congo.

Rajakovic began his coaching career at 16 years old with BC Borac Cacak in Cacak, Serbia. As the youngest head coach in the team's history, Rajakovic coached Borac Cacak to two national tournaments. Multiple Borac Cacak players represented Serbia in international youth tournaments and two of Rajakovic's players were selected to Serbia's Senior National Team, competing at the European Championship and World Championship.

Following his three year stint in Cacak, Rajakovic was named the head coach of the U-20 and U-18 teams of Red Star Belgrade in Serbia's capital and largest city. At 19 years old, Rajakovic was again the youngest head coach in team history. The Serbian native focused his coaching efforts on developing and preparing his players to compete for Red Star's top team. Rajakovic also scouted and signed many of the players in Red Star's system. During his eight-year stint in Belgrade, Rajakovic led Red Star to two Serbian championships and several international club tournaments.

In 2007, Rajakovic left Red Star to begin his own basketball academy in Belgrade, focusing on individual development. Rajakovic would work with European players during their off months to improve their skills, primarily shooting, through video analysis and individual and group workouts. After three years of owning and managing the academy, Rajakovic accepted the head coach position with Espacio Torrelodones and moved to Madrid.

The Serbia native has also been active in many international tournaments and events including Basketball Without Borders, NBA and FIBA Camp and the Eurocamp in Treviso, Italy, in 2003 and 2004. In addition to his experience in Europe, Rajakovic has served as an assistant coach for the San Antonio Spurs' NBA Summer League teams since 2004.

In his free time, Rajakovic enjoys jazz music, theatre and hiking. He received a basketball coaching degree from the Belgrade Basketball Academy in 2004 and a degree in sports management from BK University in Belgrade in 2006. Rajakovic speaks Serbian, Croatian and Bosnian languages as native, but is also fluent in English, Spanish and basic Greek.

## 66ERS BASKETBALL SUPPORT STAFF



**TONY KATZENMEIER**  
MINOR LEAGUE  
ATHLETIC TRAINER



**JORDAN WEBB**  
MINOR LEAGUE ATHLETIC  
PERFORMANCE COORDINATOR



**BEN COLDAGELLI**  
PUBLIC RELATIONS  
MANAGER



**GLEN WONG**  
VIDEO ANALYST





**TULSA 66ERS**



On July 31, 2008, the Professional Basketball Club, LLC., owners of the Oklahoma City Thunder NBA franchise, purchased the Tulsa 66ers of the NBA Development League from Southwest Basketball, LLC. In 2008, Oklahoma City became the third NBA team to purchase an NBA D-League affiliate as sole owners of their affiliates.

Last season, the 66ers claimed sixth place in the D-League's Western Conference with a record of 23-27. The 66ers saw D-League assignments for Oklahoma City Thunder players Reggie Jackson and Lazar Hayward in the 2011-12 season.

Tulsa's season also featured forward Ryan Reid receiving a GATORADE call-up to the Thunder as Reid appeared in five NBA games with Oklahoma City. In his 25 games with the 66ers, Reid averaged 11.9 points per game and scored in double digits 17 times.

The 66ers were led by center Marcus Lewis, who collected a team-best 34 double doubles. Lewis averaged 15.1 points per game and led the D-League with an average of 12.7 rebounds. Tulsa guard Jerome Dyson boasted a team-best 17.8 points per game – good for the league's ninth-best scoring average. Both Lewis and Dyson represented Tulsa as starters on the Western Conference All-Star team.

In addition to developing players on the court, the 66ers have been successful in developing coaches for the NBA level. In August of 2012, Tulsa Head Coach Dale Osbourne was named an assistant coach with the Portland Trail Blazers. Osbourne became the second 66ers coach to join the NBA ranks in a nine month period. Former 66ers Head Coach Nate Tibbetts was hired as an assistant coach with the Cleveland Cavaliers in December of 2011.

The 66ers play their home games in the SpiritBank Event Center in Bixby/South Tulsa. Built in 2008, the 4,500 seat Center is located within Regal Plaza Shopping Center at 104th and Memorial. The state-of-the-art building has hosted acts such as Lynyrd Skynyrd, ZZ Top, John Legend, Willie Nelson and Miranda Lambert.

## **TULSA 66ERS**

### **BUSINESS OFFICE**

Tulsa 66ers  
10425 South 82nd East Avenue Suite #105  
Tulsa, OK 74133

### **ARENA**

SpiritBank Event Center  
10441 S. Regal Blvd.  
Tulsa, OK 74133

**Jim Brylewski**  
President

**Brandon Barnett**  
Manager of Minor League Operations/Pro Scout

**Darko Rajakovic**  
Head Coach

**Tyrone Ellis**  
Assistant Coach

**Tony Katzenmeier**  
Minor League Athletic Trainer

**Jordan Webb**  
Minor League Athletic Performance Coordinator

**Ben Coldagelli**  
Manager of Public Relations



## **2012-13 NBA DEVELOPMENT LEAGUE**



**NBA D-League Office**  
645 5th Avenue, 18th Floor  
New York, NY 10022

### **Austin Toros**

12885 N. Highway 183, Suite 207; Austin, TX 78750  
Tel: (512) 236-8333; Fax: (512) 236-8444  
Arena: Cedar Park Center  
Media Relations Contact: Perri Travillion  
(ptravillion@austintoros.com)  
NBA Affiliation: San Antonio

### **Bakersfield Jam**

1400 Norris Road; Bakersfield, CA 93308  
Tel: (661) 615-6550; Fax: (661) 615-6555  
Arena: Dignity Health Events Center  
Media Relations Contact: William Aquije  
(william@bakersfieldjam.com)  
NBA Affiliations: Atlanta, Los Angeles Clippers, Phoenix, Toronto

### **Canton Charge**

1101 Market Avenue North; Canton, OH 44702  
Tel: (330) 489-1701; Fax: (330) 489-1703  
Arena: Canton Memorial Civic Center  
Media Relations Contact: Sean Wyatt  
(swyatt@cantoncharge.com)  
NBA Affiliation: Cleveland

### **Erie BayHawks**

110 East 8th Street; Erie, PA 16501  
Tel: (814) 790-5600; Fax: (814) 790-5608  
Arena: Tullio Arena  
Media Relations Contact: Matt Bresee  
(matt.bresee@nbaerie.com)  
NBA Affiliation: New York

### **Fort Wayne Mad Ants**

1910 St. Joe Center Rd, Suite 61; Fort Wayne, IN 46825  
Tel: (260) 469-4667; Fax: (260) 469-4674  
Arena: Allen County War Memorial Coliseum  
Media Relations Contact: Audrey Siebrase  
(audrey@fortwaynehoops.com)  
NBA Affiliations: Charlotte, Detroit, Indiana, Milwaukee

### **Idaho Stampede**

233 South Capitol Blvd., Suite 100; Boise, ID 83702  
Tel: (208) 388-4667; Fax: (208) 388-3845  
Arena: CenturyLink Arena  
Media Relations Contact: Travis Tate  
(travis@idahostampede.com)  
NBA Affiliations: Portland

### **Iowa Energy**

730 3rd Street; Des Moines, Iowa 50309  
Tel: (515) 564-8550; Fax: (515) 564-8551  
Arena: Wells Fargo Arena  
Media Relations Contacts: Randi Burrell (rburrell@iowanba.com)  
NBA Affiliations: Chicago, Denver, New Orleans, Washington

### **Los Angeles D-Fenders**

555 North Nash Street; El Segundo, CA 90245  
Tel: (310) 426-6000; Fax: (310) 426-6031  
Arena: Toyota Sports Center  
Media Relations Contacts: Daniel Ramirez  
(dramirez@d-fenders.com)  
NBA Affiliation: Los Angeles Lakers

### **Maine Red Claws**

413 Congress Street; Portland, ME 04101  
Tel: 207-210-6655; Fax: 207-210-6659  
Arena: Portland Exposition Building  
Media Relations Contact: Jana Spaulding  
(jspaulding@maineredclaws.com)  
NBA Affiliations: Boston

### **Reno Bighorns**

9393 Gateway Drive, Suite BH; Reno, NV 89511  
Tel: (775) 284-2622; Fax: (775) 853-1601  
Arena: Reno Events Center  
Media Relations Contact: Allison Beck  
(abeck@renobighorns.com)  
NBA Affiliations: Memphis, Sacramento, Utah

### **Rio Grande Valley Vipers**

4500 North 10th Street, Suite 315; McAllen, TX 78504  
Tel: (956) 972-1144; Fax: (956) 972-1150  
Arena: State Farm Arena  
Media Relations Contact: Rebecca Sweat (rsweat@rgvipers.com)  
NBA Affiliation: Houston

### **Santa Cruz Warriors**

903 Pacific Avenue, Suite 101; Santa Cruz, CA 95060  
Tel: (831) 466-3200; Fax: 831-466-3201  
Arena: Kaiser Permanente Arena  
Media Relations Contact: Matt De Nasnera  
(mdenasnera@santacruzbasketball.com)  
NBA Affiliations: Golden State

### **Sioux Falls Skyforce**

2131 South Minnesota Ave; Sioux Falls, SD 57105  
Tel: (605) 332-0605; Fax: (605) 332-2305  
Arena: Sioux Falls Arena  
Media Relations Contact: Brett Hansen  
(brett@skyforceonline.com)  
NBA Affiliations: Miami, Minnesota, Orlando, Philadelphia

### **Springfield Armor**

1 Monarch Place, Suite 220; Springfield, MA 01144  
Tel: (413) 746-3263; Fax: (413) 746-3262  
Arena: MassMutual Center  
Media Relations Contact: Eli Pearlstein  
(epearlstein@armorhoops.com)  
NBA Affiliation: New Jersey

### **Texas Legends**

2601 Avenue of the Stars, Suite 300; Frisco, TX 75215  
Tel: (214) 469-0822; Fax: (214) 469-0823  
Arena: Dr. Pepper Arena  
Media Relations Contact: Kyle Judkins (kjudkins@texlegends.com)  
NBA Affiliation: Dallas

### **Tulsa 66ers**

10425 South 82nd East Avenue, Suite 105, Tulsa, OK 74133  
Tel: (918) 585-8444; Fax: (918) 398-6930  
Arena: SpiritBank Event Center  
Media Relations Contact: Ben Coldagelli (bcoldagelli@tulsa66ers.com)  
NBA Affiliation: Oklahoma City





**NBA Cares** is the league's global social responsibility program that builds on the NBA's long tradition of addressing important social issues. The NBA and its teams and players support a wide range of initiatives, partners, and programs that strive to positively impact children and families around the world. As part of the league's mission to demonstrate leadership in social responsibility, NBA Cares reaches communities using philanthropy, hands-on service, and creating legacy projects. Since the program's October 2005 launch, the league, its players, and its teams have donated more than \$140 million to charity, provided more than 1.1 million hours of hands-on service, and created more than 500 places where kids and families can live, learn, or play. NBA Cares reaches millions of children and adults through specialized programs – including NBA FIT and Basketball without Borders – that sup-



port education, youth and family development, and health and wellness. The league and its teams and players also promote environmental awareness and sustainability through NBA Green. During annual high-profile league events, including NBA All-Star, The Finals, and international preseason games, NBA Cares initiates community outreach efforts to tap into the power of sport for positive social change. Thanks to strong partnerships with internationally recognized community organizations – including KaBOOM!, Special Olympics, Boys & Girls Clubs of America, UNICEF, the Make-A-Wish Foundation, the Global Business Coalition on HIV/AIDS, Malaria and Tuberculosis, and the UN Foundation – NBA Cares makes a positive and lasting impact in communities around the world. For more information about the NBA's latest community outreach efforts, please log on to: [www.nba.com/cares](http://www.nba.com/cares).



The Thunder and its Community Foundation are committed to programs and partnerships that have a significant impact on the Oklahoma City area community. From the Rolling Thunder Book Bus and Reading Time Outs, to Thunder Fit Clinics and Youth Basketball Camps, the team focuses on issues like education, physical fitness and basketball court refurbishments. The Thunder's list of community partners includes the United Way of Central Oklahoma, Make-A-Wish Foundation, Special Olympics,

the Salvation Army, Rebuilding Together, the Boys and Girls Club of Oklahoma County, the Regional Food Bank and more. The Thunder also donates hundreds of autographed items to local nonprofits each year in support of their fundraising efforts.

For more information on the Thunder's Community Relations efforts, please contact Christine Berney at [cberney@thunder-nba.com](mailto:cberney@thunder-nba.com).







## UNIFORMS AND OFFICIAL MARKS



PRIMARY LOGO

### OKLAHOMA CITY THUNDER Official Colors

Thunder Blue	Pantone 285C	89c/43m	125g/195b
Thunder Red	Pantone 1788C	84m/88y	240r/81g/51b
Thunder Yellow	Pantone 1235C	29m/91y	253r/187g/48b
Thunder Dk. Blue	Pantone 282C	100c/68m/54k	45g/98b

### ALTERNATE PRIMARY LOGO



### PARTIAL LOGO



### TYPE

OKLAHOMA CITY THUNDER  
Industria Solid

### WORDMARKS

OKLAHOMA CITY  
**THUNDER**  
Stacked wordmark  
OKLAHOMA CITY THUNDER  
Horizontal wordmark



Black & White Logo

## UNIFORMS

### HOME UNIFORM



### ROAD UNIFORM



# RUMBLE

## THE BISON



POSITION: MASCOT

HEIGHT: 6-7 WITH HORNS

### BIRTHDATE

Unknown

### BIRTHPLACE

Arbuckle Mountains

### DEBUT

02/12/2009

### TALENTS/SKILLS

Drums, stilt walking, mini-trampoline dunking, juggling, unicycle, inline skating, belaying

### APPEARANCES

Since debut, over 200 community appearances

### AWARDS

2009 NBA Mascot of the Year (voted by NBA Mascots)

### RUMBLE'S STORY:

For hundreds of years the tale has been told around Native American campfires. A great herd of American bison was lost in the Arbuckle Mountains during a ferocious storm – the kind only Oklahoma can produce.

Hail fell and tornadoes spun all around the herd as they stampeded, trying to find their way down to the safety of the plains.

One lone bison stayed behind as he helped each of his friends escape down a treacherous ravine. Once all of his friends were safe he began his descent only to find his way blocked by fallen boulders.

Lost, he climbed to the tallest peak; left to face the storm alone and searching for a way down the mountain, he was struck by a bolt of lightning.

The bolt did not destroy him, but, by the power of the god of thunder, changed him. Suddenly, he walked on two legs like a man. He possessed amazing strength and agility – he could jump higher, run faster, think more clearly than any beast.

But because he was no longer just a bison – and yet not a man – he was alone.

With many sightings, the legend grew through the years, of a mighty bison, with remarkable powers, roaming the hills alone.

Not until a group of men who carried similar powers came to Oklahoma City did he find somewhere he belonged. These men also possessed the power to jump higher, run faster, and perform acrobatic dunks more spectacular than anyone in the land. They too carried the roar of Thunder every time they took to the court.

So he joined their team. And the new legend of Rumble was born.



For RUMBLE appearances please call  
(405) 208-4800 or [thunder.nba.com](http://thunder.nba.com)







## CHESAPEAKE ENERGY ARENA



### CHESAPEAKE ENERGY ARENA

Home to the NBA's Oklahoma City Thunder, Chesapeake Energy Arena also plays host to major concerts, family shows, sporting events and the latest in show-stopping entertainment. While it is managed by SMG, Chesapeake Energy Arena is owned by the City of Oklahoma City and was the premier project of its visionary capital improvement program (MAPS) to finance new and upgraded sports, entertainment, cultural and convention facilities with a one-cent sales tax.

### IMPROVEMENTS

Oklahoma City voters overwhelmingly approved a one-cent sales tax in 2008 to fund major upgrades to Chesapeake Energy Arena. Renovations remain ongoing and are scheduled for completion in 2013. Upgrades include new state-of-the-art digital signage, a grand entrance, renovated concourses, new concession and restaurant options, team offices and a kids zone.

### LOCATION

Located near two major interstates, Chesapeake Energy Arena sits in the heart of a downtown renaissance, just

steps away from the Cox Convention Center, as well as hotels, restaurants and entertainment venues in downtown Oklahoma City and Bricktown.

### SEATING CAPACITIES

As a multi-purpose sports and entertainment facility, Chesapeake Energy Arena offers a variety of seating configurations with capacities ranging from less than 4,000 to over 18,000. The spacious 586,000-square-foot arena seats up to:

Basketball:	18,203
Concert (360-degree):	16,591
Concert (180-degree):	11,555
Concert (Theatre Style):	3,613

Accessible seats are available on each level of Chesapeake Energy Arena. The arena has a permanent ice floor, portable insulated flooring system, portable basketball floor and portable arena-football turf to accommodate diverse event configurations. Chesapeake Energy Arena also offers an arena curtaining system with rigging capabilities for maximum flexibility.

## CHESAPEAKE ENERGY ARENA



### LUXURY SUITES

Suite members enjoy an elevated view of the action and elite privileges from the comfort of a private suite. Suite members enjoy a personal suite attendant for in-suite food and beverage service, perfect for private dining and entertaining guests.

### TERRACE SUITES

Our Terrace Suites serve as an outstanding destination for the best in entertainment, networking, amenities and service. Perched "above the rim" atop Chesapeake Energy Arena's north and south baseline sections, Terrace Suites offer unparalleled luxury and astounding proximity to the sights, sounds and thrills generated from the action on the floor.

### CLUB SEATS

Club Level members enjoy an elevated view of the action, elite privileges and many conveniences offered by our premier facility. These members have exclusive access to the Club Level and its premium restaurants and bars, which are perfect for dining, entertaining and mingling with other Club guests.

### VICTORY CLUB

Following a 2011 upgrade, the Victory Club serves as a top-notch place for Club Level guests to enjoy heartfelt hospitality, attention to detail and award-winning cuisine. The menu has been designed with the flair of a contemporary American restaurant, while showcasing a variety of items to choose from. Guests can also enjoy the new bar area, featuring cutting-edge digital video boards and high-end furnishings. The full-service bar offers beer, wine and specialty cocktails.

### SUNSET LOUNGE

The newly renovated Sunset Lounge is a contemporary destination for Premium guests, featuring a dynamic central bar, upscale bar seating and fresh food options. Sunset Lounge connects the Grand Entrance to the Club Level on the south side of the arena.

### COURTSIDE CLUBS AND IN-SEAT SERVICE

Courtside members experience the game in the closest and most personal way possible. Besides their unparalleled proximity to the court, courtside memberships come with exclusive access to premium courtside clubs, behind-the-scenes views of the action and other exclusive privileges.

### U.S. CELLULAR THUNDER BOX

Located above Section 305, the U.S. Cellular Thunder Box offers a unique way to experience events at Chesapeake Energy Arena, perfect for company outings or other group events. With sightlines above all other seats in the arena, this location provides a private, all-inclusive environment, complete with added comfort and amenities not available

in other locations.

### SKY BOXES

Sky Boxes are private suites located above the 300 level, offering a view of every area of the inner bowl. Sky Boxes are available for rent every game night and provide an exclusive area for smaller groups to gather.

### OLD NO. 7 CLUB

The Jack Daniel's Old No. 7 Club has transformed into a downtown destination for every event at the Chesapeake Energy Arena. Guests at this upscale urban bar can enjoy a fun and energetic atmosphere, which transforms from a contemporary bar during game nights to an intimate postgame club. Top-shelf cocktails and premium beer are served alongside an updated menu of light appetizers to compliment each guest's beverage of choice.

### CENTER COURT GRILL

The brand-new Center Court Grill is the largest restaurant in the arena open to all fans attending Thunder games. Located on the southwest side of Chesapeake Energy Arena and just inside the new Grand Entrance, Center Court Grill is open on all Thunder game nights. For reservations, fans can call 405.601.4459.

### CONCESSION STANDS

Chesapeake Energy Arena features numerous concession stands and specialty vendors throughout the facility, offering guests a wide variety of food and beverage choices.

### SCOREBOARD

The scoreboard features a total of 10 full-motion video panels. This will provide fans with a significantly enhanced video and graphics presentation. The new 10 mm video panels are almost three times the size of the main screens on the previous 12 mm scoreboard. The board also includes an LED ring to display video and text.

### PRESS FACILITIES

Media facilities include courtside seating and a working press area, as well as interview areas, dining areas and provisions for TV broadcast.

### LOCKER ROOMS

Chesapeake Energy Arena features four locker rooms, including one for the Oklahoma City Thunder and one for visiting NBA teams.

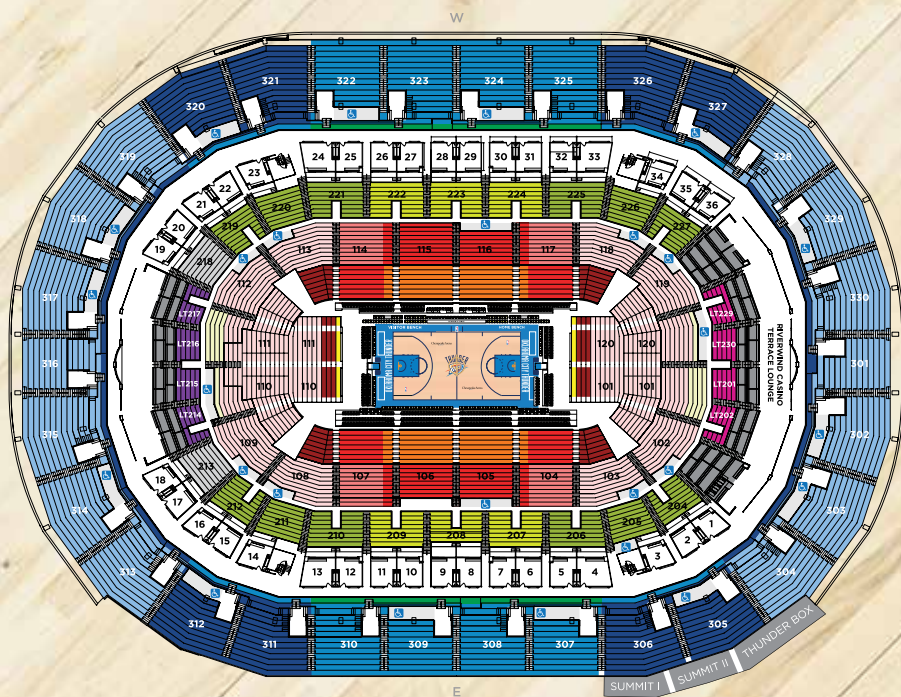
### BOX OFFICE

Chesapeake Energy Arena has a full-service box office located near the northeast entrance. For your convenience, the box office is open Monday through Friday from 10 a.m. to 6 p.m. Evening, weekend and holiday hours vary according to the Chesapeake Energy Arena event schedule. For further information or to purchase tickets online, please visit [chesapeakearena.com](http://chesapeakearena.com).





## CHESAPEAKE ENERGY ARENA TICKET MAP



For season or group ticket information, call the Thunder office at 405.208.4800.  
For single game tickets, call Ticketmaster at 405.235.8288 or log on to [THUNDER.NBA.COM](http://THUNDER.NBA.COM).

### CHESAPEAKE ENERGY ARENA FACTS AND FIGURES

CHESAPEAKE ENERGY ARENA OWNERSHIP	Chesapeake Energy Arena is owned by the City of Oklahoma City and managed by SMG, which is headquartered in Philadelphia, Pa.
OPENED	After breaking ground in the spring of 1999, construction began on the new downtown arena funded by MAPS, Oklahoma City's visionary capital improvement program designed to finance new and upgraded sports, entertainment, cultural and convention facilities with a one-cent sales tax. Doors opened June 8, 2002.
FIRST NBA GAME	New Orleans Hornets vs. Sacramento Kings, Nov. 1, 2005.
SEATING CAPACITY FOR THUNDER GAMES	18,203
LOCATION	Located near two major interstates, Chesapeake Energy Arena sits in the heart of a downtown renaissance, just steps away from the Cox Convention Center.
BOX OFFICE	Chesapeake Energy Arena has a full-service box office located near the northeast entrance.
ADDRESS	100 W. Reno Ave. • OKC, OK 73102
PHONE	405.602.8700

## EXECUTIVE STAFF





## BUSINESS OPERATIONS



### **DANNY BARTH** EXECUTIVE VICE PRESIDENT, CHIEF ADMINISTRATIVE OFFICER

Danny Barth begins his 15th season as a member of the Oklahoma City Thunder franchise. During the 2009-10 season, he was named Executive Vice President, Chief Administrative Officer. He served as the team's interim President & Chief Executive Officer for two seasons in Seattle before the move to Oklahoma City.

Prior to being named the interim President and CEO on Oct. 31, 2006, Barth spent six seasons as the team's chief financial officer. He served as vice president of finance and controller in his first four years with the franchise. As CFO from 2000-2006, Barth managed the company's information technology group as well as all of its financial aspects including budgeting and treasury functions, taxes and internal/external reporting responsibilities.

Barth began his career with Price Waterhouse LLC where he spent six years in the audit division at the corporation's Seattle and New York offices specializing in retail and investment banking. Prior to joining the Sonics & Storm, he was director of finance and accounting at Cinnabon, Inc. where he helped oversee the expansion and financing of the company's growth from 52 stores to more than 250.



### **BRIAN M. BYRNES** SENIOR VICE PRESIDENT, SALES AND MARKETING

Brian Byrnes joined the Thunder organization in April 2005, and developed and executed the strategic sales and marketing efforts to launch business operations in Oklahoma City in 2008. Byrnes' responsibilities include management of ticket and premium inventory, retention programs and operations; corporate hospitality; and marketing and communications strategies such as brand management, advertising, promotions, graphic design, digital media, e-commerce and event presentation.

Entering the fifth season in Oklahoma City, the Thunder franchise has established a strong foundation toward supporting a sustainable business platform. With over 14,000 Season Ticket Members and engaging campaigns driving individual event attendance and retention, the Thunder is recognized annually in the top tier of attendance across the NBA. The team's marketing campaign, Team Is One, strategically aligns the team's identity with the community at large and unites common core values, brand loyalty and civic pride.

Capitalizing on the unique platform of being Oklahoma's first permanent professional sports team, Byrnes has led the development of unique programming to extend the Thunder brand. Thunder Alley and Loud City have become a destination of pride for a core of energetic fans, while the Devon Thunder Kids Club is one of the most popular paid memberships in the league. Programs such as the Blue Alliance, Thunder Rewards Zone and diverse community programs serve to unite fans in the Thunder experience.

Previously, Byrnes served as executive vice president of business operations for the NHL's Phoenix Coyotes. In Phoenix, Byrnes led several initiatives to stimulate growth in ticket sales, ticket revenue, suite leases and corporate partnerships. He was also the catalyst for rebranding the organization with a new corporate identity, logos and team uniforms.

Prior to joining the Coyotes, Byrnes built nearly 10 years of experience with the NHL's Dallas Stars and MLB's Texas Rangers. As an original employee of the Stars' front office in 1993, he was instrumental in the team's ascension from a start-up franchise to being recognized as best in class by the end of the decade. With Byrnes' guidance, the Stars led the league in ticket revenue by the 2001-02 season with 15,000 season ticket holders, a waiting list of more than 5,000 and a sellout streak of 194 consecutive games.

A graduate of St. Mary's University in San Antonio, Byrnes resides with his wife Ashley in Edmond, Okla.



## BUSINESS OPERATIONS



### **PETE WINEMILLER** SENIOR VICE PRESIDENT, GUEST RELATIONS

Pete Winemiller begins his 18th NBA season with the Oklahoma City franchise as the Senior Vice President of Guest Relations. He began in 1995 as the Director of Ticket Sales, but has since taken on the role of leading the organization's Guest Relations initiatives. In addition, Winemiller has established a training division for the organization. The focus of his training effort is educating Thunder frontline staff and business alliance partners on the concept he developed entitled "CLICK!™ with your Guests."

Colloquy Magazine, Chief Learning Officer Magazine, the University of Massachusetts – Isenberg School of Management and the National Sports Forum have all honored Winemiller and the Thunder for exceptional work in the area of customer service. Recently the American Business Awards recognized the Thunder with a "STEVE," one of the nation's most prestigious business awards, as the 2010 "Front-Line Customer Service Team of the Year." In 2012 the Thunder was recognized as a Gold winner in the "Customer Experience Excellence" category of the coveted Gartner & 1to1 Media CRM Excellence Awards, Americas Region.

Winemiller has consulted with a number of NBA teams, other professional sports leagues and with organizations outside of pro sports regarding their customer service models. He has been a keynote speaker and featured presenter at numerous customer service events, including the New York Customer Care Leadership Forum, the Society of Consumer Affairs Professionals, the North American Conference on Customer Management, the Customer Care Institute, the Conference on Achieving Customer Service Excellence and Arizona State University's "Compete through Service" Symposium. Winemiller has been an adjunct professor at Arizona State University and the University of Washington, as well as a guest presenter at the University of Oklahoma and University of Oregon, sharing his business perspective with undergraduate students, graduate students and business executives.

As the author of many articles on customer service, Winemiller has been quoted in several national publications including FORTUNE Magazine, 1to1 Magazine, Sales & Service Excellence Magazine, Customer Service Advantage and IMPACT Strategy & Leaders Magazine.

Winemiller has been recognized among a select few executives in North America by 1to1 Media as a "Customer Champion." A graduate of Washington State University, he is an alumnus of the Disney Institute in Orlando, Florida. He received his professional certification in Customer Experience Management in 2010.

Previous to his work at the Thunder, Winemiller spent 15 years in the sports and entertainment industry. He has held sales and marketing executive positions with Seattle's Paramount Theatre, Seattle's SEAFair Festival, Portland's Rose Festival Association, Pro-Tec Sport Helmets and the Seattle Goodwill Games.



### **SCOTT LOFT** VICE PRESIDENT OF TICKETS SALES, RETENTION AND DATABASE OPERATIONS

Scott Loft, Vice President of Ticket Sales, Retention and Database Operations enters his third season with the Thunder and is an industry veteran with over twenty years of professional sports leadership experience in the National Football League, National Hockey League and National Basketball Association.

Prior to his career in sports, Loft received his undergraduate degree from Ball State University in Muncie, Indiana and his Master's Degree from Temple University in Philadelphia, Pennsylvania. Loft currently lives in Edmond with his wife Cathy and his 15-year old son, Josh.







## BUSINESS OPERATIONS



### DAN MAHONEY

#### VICE PRESIDENT, CORPORATE COMMUNICATIONS & COMMUNITY RELATIONS

Dan Mahoney joined the Oklahoma City Thunder as vice president of corporate communications and community relations in August, 2008. In that role he oversees the Thunder's business public relations efforts, website ([thunder.nba.com](http://thunder.nba.com)), broadcasting operations and community relations outreach.

Previously Mahoney served as public relations consultant for the Professional Basketball Club, LLC. and the New Orleans Hornets. From 1995-2003 he was director of communications for Governor Frank Keating of Oklahoma. He later worked with Governor Keating as senior vice president of communications and public affairs at the American Council of Life Insurers in Washington, DC.

Consulting with the Gooden Group of Edmond, Okla., Mahoney coordinated public relations efforts for the Skirvin Hilton Hotel, a historic Oklahoma City landmark which reopened in 2007 after being closed for 18 years. He also assisted the Hornets during their relocation and two-year stay in Oklahoma City from 2005-07.

As director of communications for Governor Keating, Mahoney was responsible for public information coordination for the State of Oklahoma and the Governor's office. That included the public information efforts during the 1995 bombing of the Murrah Federal Building in Oklahoma City. Following that tragedy, he consulted businesses and other government agencies on crisis communications.

Mahoney spent 18 years in radio and television as a news director, news reporter and sportscaster in Richmond, Va., Albuquerque, N.M. and Oklahoma City. He is a native of Philadelphia and attended Virginia Commonwealth University and the University of New Mexico.

Mahoney serves on the board of directors for Ronald McDonald House Charities of Oklahoma City and Calm Waters Center for Children and Families.

He and his wife Debi live in Oklahoma City. Their two daughters Danielle and Kieran attend college in New York City.



### KATY SEMTNER

#### VICE PRESIDENT, HUMAN RESOURCES

Katy Semtner begins her 11th season with the Oklahoma City Franchise. She serves as the team's Vice President of Human Resources. Semtner's responsibilities include oversight of payroll, benefits, employee relations, recruitment, selection and orientation, performance management, compensation, policy creation, employment law compliance and employee development.

Prior to joining the franchise, Semtner worked in human resources in the hospitality and non-profit industries. She has held her PHR certification since 2001.

Semtner is a member of the Society for Human Resources Management, the Oklahoma City Human Resources Society, the NBA HR Round Table and the Bricktown Rotary Club. She enjoys participating in the Oklahoma City District Board of Directors of Junior Achievement of Oklahoma. The Seattle native is a graduate of the University of California at San Diego and an alumnus of Leadership Oklahoma City.

## BUSINESS OPERATIONS



### CHRISTINE BERNEY

#### DIRECTOR, COMMUNITY RELATIONS

Christine Berney begins her fifth season with the Oklahoma City Thunder as the Director of Community Relations & Executive Director of the Thunder Community Foundation. She is responsible for overseeing the programs and partnerships that help the Thunder make a positive impact on the community. Berney's professional background includes public relations and community relations positions in both the corporate and nonprofit sectors. She served as the Manager of Public Relations for the Greater Oklahoma City Chamber. Prior to that, she was the Manager of Community Relations for Sonic Corporation. Originally from California, Berney earned her B.A. in English from Oregon State University and her M.F.A. in Creative Writing from the University of Massachusetts at Amherst.



### JAY ORY

#### DIRECTOR, BUSINESS DEVELOPMENT

Jay Ory begins his first full season with the Thunder as the Director of Business Development. Jay is responsible for the management of the corporate partnership sales staff. A 16-year veteran of the sports industry, Jay formerly was with the Dallas Mavericks Corporate Sales team and was a front office member of the World Championship team of 2011. During his career, he was a part of the premium seating sales staff that opened Turner Field, Philips Arena, Reliant Stadium and Toyota Center. A native of New Orleans, Jay is an alumnus of the Ohio University Sports Administration and Facility Management Graduate School program and received a degree in Communications from the University of New Orleans.



### JODY EAST

#### DIRECTOR, CORPORATE HOSPITALITY

Jody East was born and raised in Miami, Oklahoma, home of Oklahoma football legend, Steve Owens. Jody is a graduate from Oklahoma State University where she earned her Bachelor of Human Environmental Sciences, a degree in Hotel and Restaurant Administration.

Jody began her career at the Ford Center, where she managed executive suites for three years before joining the New Orleans Hornets when they relocated to Oklahoma City. That experience, coupled with a passion for the NBA, led to an opportunity to join the Thunder in the inaugural 2008 season. While managing the premium services team, Jody was instrumental in developing systems and programs to guide account activation, retention and experiences. Promoted to Director of Corporate Hospitality in 2012, Jody is responsible for developing strategic platforms to deliver a professional, meaningful and engaging game night experience. Her influence is reflected throughout hospitality venues such as bars and restaurants, luxury suites, terrace lounges, courtside clubs, corporate lounges and other unique and customized environments. The Corporate Hospitality Department also provides a variety of services year-round for the organization including special events, receptions, and meetings.

Jody has lived in the Oklahoma City area for 9 years and now resides in Edmond. In her free time, Jody enjoys traveling, reading, working out, shooting hoops or playing catch, spending time with her niece and nephew, Hannah and Jacob, and walking her dog Pete (full name, Pistol Pete).







## BUSINESS OPERATIONS



### KARLIS KEZBERS

#### DIRECTOR, SEASON TICKET RETENTION

Karlis Kezbers begins his fifth season with the Oklahoma City Thunder as the Director of Season Ticket Retention. The Bloomington, Minn., native grew up in Oklahoma City and graduated from the University of Oklahoma in 2004. He joined the NBA's Phoenix Suns Sales and Retention department in 2005 and spent four years with the Suns before joining the Thunder in September of 2008.



### TYLER LANE

#### DIRECTOR, INFORMATION TECHNOLOGY

Tyler Lane enters his fourth season with the Thunder as the Director of Information Technology. Tyler began his career in the U.S. Navy as an Aviation Electronics Technician, maintaining radar systems on F/A-18 Hornets and serving aboard the USS Nimitz. He later held several IT positions at the University of Oklahoma, including jobs in the Athletics department and College of Engineering. Tyler earned his MBA from the University of Oklahoma.

Tyler and his wife Alisa reside in Norman with their sons Ben and Jack.



### JOHN LEACH

#### DIRECTOR, EVENTS & ENTERTAINMENT

John Leach begins his sixth season with the franchise as the Director of Events and Entertainment. Leach began his career as an on-air personality in radio for eight years in both Houston and San Diego. He was hired fulltime by the Houston Rockets in 2000 in the Game Operations department. Prior to joining the Rockets fulltime, Leach was responsible for game music in Houston during their Championship seasons in 1994 and 1995, and actually has a ring to prove it. He helped move the Rockets into the new Toyota Center, and played an integral role in creating a new interactive NBA experience with a variety of performance teams (drummers, break dancers, tumblers, etc) that were all part of the Rockets' branded game-night entertainment. Leach was recruited by the Charlotte Bobcats to start the game presentation/entertainment department when Charlotte was awarded a franchise in 2004. He's starting his fifth season in Oklahoma City and acknowledges how great it is to produce an NBA experience for the grateful Thunder Fans.



### KELLY McKEOWN

#### DIRECTOR, MARKETING AND BRAND MANAGEMENT

Kelly McKeown enters his fifth season as the Thunder's Director of Marketing & Brand Management. McKeown's 20-year career in sports marketing has included stints at the ASA, IMG and his alma matter, the University of Oklahoma, where he graduated with a degree in business administration. Born in Framingham, MA, McKeown was raised and still resides in Oklahoma City with his wife Christie and their daughter Kate.

## BUSINESS OPERATIONS



### RON MATTHEWS

#### DIRECTOR, DIGITAL MEDIA & PUBLICATIONS

Ron Matthews begins his sixth season with the Oklahoma City franchise as the Director of Digital Media and Publications. Matthews oversees the website (thunder.nba.com) and is active in developing content across all platforms – online, print, video and photography. Prior to joining the club, Matthews was the Sports Editor of the Seattle Post-Intelligencer. He was named to that position in March 2001 following five years as the Assistant Sports Editor. He held similar positions at various newspapers in California, New York, Washington, Vermont and Utah. Matthews graduated from Oregon State University in 1985 with a degree in Journalism.



### TRAVIS HERMAN

#### DIRECTOR, PREMIUM SALES

Travis Herman begins his 11th season with the Oklahoma City franchise, and his fourth as the Director of Premium Sales. Herman began as an Account Executive in 2002 and was promoted three times in six years to his current position. He is responsible for the generation of premium seating revenue from the following areas: suites, terrace suites, terrace seating, courtside seating and club seat contracts. Herman received his finance degree from Kansas State University in 2001.



### ABBY MORGAN

#### DIRECTOR, ACCOUNT SERVICES

Abby Morgan enters her fifth season with the team and her third as the team's Director of Account Services. Morgan began as Sr. Account Service Manager with the Thunder in 2008 and is now responsible for the management of corporate partnership fulfillment and its service staff. Before her move to the Thunder, Morgan was the Corporate Promotions & Events Manager for the Dallas Mavericks. From 2005 to 2007, she served as Corporate Partnerships Marketing Manager with the New Orleans/Oklahoma City Hornets. Prior to beginning her NBA career Morgan was a Special Assistant to the Oklahoma State Men's Basketball Coaching staff. Born in Stillwater, Morgan is a graduate of Oklahoma State University with a Bachelor's and MBA.



### LISA WAITE

#### CREATIVE SERVICES DIRECTOR

Lisa Waite begins her 16th season with the Oklahoma City Thunder franchise as the Creative Department Director. She oversees the team's in-house design department, and is responsible for creative influence and development of the Thunder brand.

Prior to joining the franchise, Waite's previous work history included work at an advertising agency, a design firm and as an independent freelance business owner.

The Seattle native graduated from Washington State University with a degree in Fine Arts and studied advertising at the Edward R. Murrow School of Communications.







## 2012-13 THUNDER DIRECTORY



**Sarah Amyx**  
Assistant Controller



**Brandon Ankeny**  
Graphic Designer



**Ashley Armstrong**  
Premium Service Account Manager



**Chris Battle**  
Senior Account Manager



**Becky Bauman**  
Manager, Ticket Operations



**Jay Beauchamp**  
Senior Photo Journalist/Video



**Shannon Begnel Jr**  
Thunder Community  
Events Center Manager



**Matt Bishop**  
Websites & Publications Coordinator



**Stacy Blomstrom**  
Controller



**Jon Brooks**  
Mascot Manager



**Aimee Canavan**  
Guest Relations Assistant



**Tiana Carrao**  
Payroll Coordinator



**Paige Carter**  
Dance Team Manager



**Tyler Cofer**  
Game Presentation & Entertainment



**Kyle Cofer**  
Manager, Premium Sales



**Brent Coffman**  
Senior Account Manager



**Nick Colburn**  
Account Executive,  
Business Development



**Joseph Crall**  
Web Producer



**Ryan Cunningham**  
Season Ticket Account Manager



**Eric Date**  
Television Game Broadcast Director



**Cole Douglas**  
Account Executive, Season Ticket Sales



**Nicole Doyle**  
Season Ticket Account Manager



**Colin Drake**  
Coordinator, Digital Media Production



**Whitney Emde**  
Account Services Representative

## 2012-13 THUNDER DIRECTORY



**Kristy Factor**  
Manager, Premium Ticket Operations



**Tara Fitzpatrick**  
Manager, Digital Media Production



**Nick Gallo**  
Web Content Manager



**Karina Henderson**  
Corporate Communications Manager



**Sean Heusel**  
Senior Account Executive,  
Business Development



**Marla Hibdon**  
Executive Assistant to the Chairman



**Nikkole Hill**  
Business Development Coordinator



**Amy Hill**  
Guest Relations Assistant



**Matt Hinderman**  
Senior Production Assistant



**Ryan Hock**  
Account Executive, Group Sales



**Jon Hocker**  
Manager, Guest Relations



**Bill Hooker**  
Producer, Digital Media



**Mary Jo Hope**  
Manager, Event Presentation



**Jenny Hromek**  
Group Events & Ticket  
Sales Coordinator



**David Jones**  
Manager, Broadcast &  
Technical Operations



**Justin Jordan**  
Manager, Inside Sales



**Ashley Karther**  
Revenue Accountant




**Matt Keller**  
IT Operations Manager



**Todd Lawson**  
Helpdesk Coordinator



**Katherine Logan**  
Accounts Payable Specialist



**Kaylee Lonsinger**  
Guest Relations Communication



**Mac Maddox**  
Manager, Season Ticket Sales



**Kaila McWilliams**  
Event Presentation Coordinator



**Todd Minihinnett**  
Television Game Broadcast Production





## 2012-13 THUNDER DIRECTORY



**Megan Morgan**  
Manager, Group Sales



**Lonnie Nichols**  
Account Executive, Premium Sales



**Amy Oare**  
Manager, Marketing Programs



**Ryan O'Toole**  
Account Executive, Business Development



**Megan Pierce**  
Premium Service Account Manager



**Kristiana Pryor**  
Manager, Marketing Assets




**Jason Quintero**  
Senior Manager, Game Presentation



**Brittini Slattery**  
Coordinator, Corporate Hospitality & Services



**Danny Smith**  
Account Executive, Season Ticket Sales



**Taryn Smith**  
Account Services Representative



**Jennifer Sorrels**  
Office Manager & Executive Assistant



**Chris Sorrels**  
Manager, Premium Account Services & Season Ticket Retention



**Rayna Stewart**  
Premium Service Account Manager



**Marc Taylor**  
Manager, Mascot Affairs



**Chris Tomlinson**  
Ticket Operations Coordinator



**Danielle Toussaint**  
Premium Service Account Manager



**Byron Towles**  
Graphic Designer



**Janaki Vasudevan**  
Account Executive, Season Ticket Sales



**Ben Wang**  
Manager, CRM and Database Operations



**Jennifer Watson**  
Community Relations Events Manager



**Matthew Wells**  
Broadcast Production Manager



**Tim Whang**  
Senior Account Services Representative



**Keli White**  
Guest Relations Project Coordinator



**Katrina Wiley**  
Manager, Human Resources



**Debbie Williams**  
Community Relations Programs Manager







## 2012-13 OKLAHOMA CITY THUNDER FRONT OFFICE STAFF

Chairman ..... Clayton I. Bennett

### BASKETBALL OPERATIONS

Executive Vice President & General Manager ..... Sam Presti  
 Vice President / Assistant General Manager ..... Troy Weaver  
 Assistant General Manager / Legal & Administration ..... Michael Winger  
 Head Coach ..... Scott Brooks  
 Assistant Coach ..... Mark Bryant, Maurice Cheeks, Rex Kalamian, Brian Keefe, Maz Trakh  
 Director of Basketball Operations ..... Paul Rivers  
 Director of College Player Personnel ..... Will Dawkins  
 Basketball Information Coordinator ..... Jesse Weinstein-Gould  
 Basketball Operations Coordinator/Legal and Administration ..... Amanda Green  
 College Scouts ..... Frank Ross, Jim Thomas, Brandon Miller  
 Pro Scout ..... Mike Wilks  
 Coordinator of International Scouting/Amateur ..... Massimo Biasin  
 Coordinator of International Scouting/Pro ..... Johnny Rogers  
 Manager of Advance Scouting/Player Development ..... Vin Bhavnani  
 Opposition Scout ..... Scott Simpson  
 Video Analyst/Player Development ..... Dave Bliss, Josh Longstaff  
 Video Analyst/Personnel ..... Sebastian Pruiti  
 Director of Medical Services ..... Dr. Donnie Strack  
 Head Athletic Trainer ..... Joe Sharpe  
 Director of Athletic Performance ..... Dwight Daub  
 Applied Sport Scientist ..... Mark Simpson  
 Director of Team Operations ..... Marc St. Yves  
 Manager of Team Operations ..... Wilson Taylor  
 Director of Team Security ..... Michael Chatman  
 Director of Basketball Communications ..... Matt Tumbleson  
 Manager of Basketball Communications ..... Michael Ravina, John Read  
 Director of Player Appearances and Services ..... Ayana Clinton Lawson  
 Application Developer ..... Troy Carter  
 Basketball Data Analyst ..... Wynn Sullivan  
 Team Travel Coordinator ..... Judy Riddle  
 Special Assistant to the General Manager ..... John Andrews  
 Basketball Operations Assistant ..... Ryan Lambert  
 Assistant to Basketball Operations ..... Julie Hanneman  
 Facility Operations Manager ..... Johnny Shults  
 Head Team Primary Care Physician ..... Daniel Clinkenbeard  
 Head Team Orthopedic Physician ..... Carlan Yates

### MINOR LEAGUE BASKETBALL OPERATIONS

Director of Minor League Operations/Pro Scout ..... Brandon Barnett  
 Head Coach ..... Darko Rajakovic  
 Assistant Coach ..... Tyrone Ellis  
 Video Analyst ..... Glenn Wong  
 Minor League Athletic Performance Coordinator ..... Jordan Webb  
 Minor League Athletic Trainer ..... Tony Katzenmeier  
 Manager of Public Relations ..... Ben Coldagelli

### EXECUTIVE TEAM

Executive Vice President, Chief Administrative Officer ..... Danny Barth  
 Senior Vice President, Sales and Marketing ..... Brian Byrnes  
 Senior Vice President, Guest Relations ..... Pete Winemiller  
 Vice President, Ticket Sales, Retention & Database Operations ..... Scott Loft  
 Vice President, Corporate Communications & Community Relations ..... Dan Mahoney  
 Vice President, Human Resources ..... Katy Semtner

### ADMINISTRATION

Office Manager & Executive Assistant ..... Jennifer Sorrels  
 Executive Assistant to the Chairman ..... Marla Hibdon

### BROADCASTING

Broadcaster ..... Brian Davis, Matt Pinto  
 Television Analyst ..... Grant Long  
 Television Game Broadcast Director ..... Eric Date  
 Television Game Broadcast Producer ..... Todd Minhinnett  
 Broadcast Production Manager ..... Matthew Wells  
 Manager, Broadcast & Technical Operations ..... David Jones  
 Senior Photojournalist/Video Editor ..... Jay Beauchamp  
 Senior Production Assistant ..... Matt Hinderman  
 Video Photographer / Editor ..... Clinton Corley, Daniel Green

### BUSINESS DEVELOPMENT

Director, Business Development ..... Jay Ory  
 Senior Account Executive, Business Development ..... Sean Heusel  
 Business Development Account Executive ..... Nick Colburn, Ryan O'Toole  
 Director, Account Services ..... Abby Morgan  
 Senior Account Services Representative ..... Tim Whang  
 Account Services Representative ..... Whitney Emde, Taryn Smith  
 Business Development Coordinator ..... Nikkole Hill

### COMMUNICATIONS

Corporate Communications Manager ..... Karina Henderson

### COMMUNITY RELATIONS

Director, Community Relations ..... Christine Berney  
 Community Relations Events Manager ..... Jennifer Watson  
 Community Relations Programs Manager ..... Debbie Williams  
 Community Relations Assistant ..... Elizabeth Sellers

### CORPORATE HOSPITALITY

Director, Corporate Hospitality ..... Jody East  
 Coordinator, Corporate Hospitality and Services ..... Brittni Slattery

### DATABASE OPERATIONS

Manager, CRM and Database Operations ..... Ben Wang

### EVENTS & ENTERTAINMENT

Director, Events & Entertainment ..... John Leach  
 Manager, Mascot Affairs ..... Marc Taylor  
 Mascot Manager ..... Jon Brooks  
 Senior Manager, Game Presentation & Entertainment ..... Jason Quintero  
 Game Presentation & Entertainment Coordinator ..... Tyler Cofer  
 Manager, Event Presentation ..... Mary Jo Hope  
 Event Presentation Coordinator ..... Kaila McWilliams  
 Dance Team Manager ..... Paige Carter  
 Producer, Media Production ..... Bill Hooker  
 Manager, Digital Media Production ..... Tara Fitzpatrick  
 Coordinator, Digital Media Production ..... Colin Drake  
 Video Production Coordinator ..... Nathan Dies

### FINANCE

Controller ..... Stacy Blomstrom  
 Assistant Controller ..... Sarah Amyx  
 Staff Accountant ..... Leslie Shubert  
 Revenue Accountant ..... Ashley Karther  
 Accounts Payable Specialist ..... Katherine Logan

### GUEST RELATIONS

Manager, Guest Relations ..... Jon Hocker  
 Guest Relations Project Coordinator ..... Keli White  
 Guest Relations Communication Coordinator ..... Kaylee Lonsinger  
 Guest Relations Assistant ..... Aimee Canavan, Amy Hill





## 2012-13 OKLAHOMA CITY THUNDER FRONT OFFICE STAFF

### HUMAN RESOURCES

Manager, Human Resources.....	Katrina Wiley
Payroll Coordinator.....	Tiana Carrao

### INFORMATION TECHNOLOGY

Director, Information Technology.....	Tyler Lane
IT Operations Manager.....	Matt Keller
Helpdesk Coordinator.....	Todd Lawson
Helpdesk Technician.....	Phillip Riggs

### MARKETING

Director, Marketing & Brand Management.....	Kelly McKeown
Manager, Marketing Programs.....	Amy Oare
Manager, Marketing Assets.....	Kristiana Pryor
Creative Services Director.....	Lisa Waite
Graphic Designer.....	Brandon Ankney, Byron Towles

### PREMIUM SALES

Manager, Premium Sales.....	Kyle Cofer
Account Executive, Premium Sales.....	Lonnie Nichols

### SEASON TICKET MEMBER RETENTION

Director, Retention and Ticket Operations.....	Karlis Kezbers
Manager, Premium Account Services and Season Ticket Retention.....	Chris Sorrels
Senior Account Manager.....	Chris Battle, Brent Coffman
Season Ticket Account Manager.....	Scott Brinson, Ryan Cunningham, Nicole Doyle, Laura Flinton, Shelbi Jordan, Sydni Sullivan
Premium Service Account Manager.....	Ashley Armstrong, Megan Pierce, Rayna Stewart, Danielle Toussaint

### TICKET OPERATIONS

Manager, Ticket Operations.....	Becky Bauman
Manager, Premium Ticket Operations.....	Kristy Factor
Ticket Operations Coordinator.....	Chris Tomlinson

### TICKET SALES

Director, Ticket and Premium Sales.....	Travis Herman
Manager, Season Ticket Sales.....	Mac Maddox
Account Executive, Season Ticket Sales.....	Janaki Cash, Cole Douglas, Danny Smith
Manager, Group Sales.....	Megan Morgan
Account Executive, Group Sales.....	Kim Heussner, Ryan Hock
Manager, Inside Sales.....	Justin Jordan
Inside Sales Representative.....	Marta Alemu, Daniel Cogan
Group Events & Ticket Sales Coordinator.....	Jennifer Hromek

### THUNDER COMMUNITY EVENTS CENTER

Thunder Community Events Center Manager.....	Shannon Begnel
Manager, Thunder Youth Basketball Programs.....	Tyler Blackwell

### WEBSITE

Director, Interactive Media & Publications.....	Ron Matthews
Web Producer.....	Joseph Crall
Web Content Manager.....	Nick Gallo
Websites & Publications Coordinator.....	Matt Bishop

## 2011-12 REGULAR SEASON REVIEW







## 2011-12 REGULAR SEASON STATISTICS

### 2011-12 FINAL STATISTICS (47-19)

PLAYER	G	GS	MIN	FG	FGA	PCT	FT	FTA	PCT	OFF	DEF	TOT	AST	PF	DQ	STL	TO	BLK	PTS	AVG			
Durant	66	66	2546	643	1267	.508	396	133	.298	380	431	811	231	133	0	88	248	77	1850	28.0			
Westbrook	66	66	2331	578	1266	.457	82	196	.418	380	431	811	231	168	0	112	239	21	1558	23.6			
Harden	62	2	1946	309	626	.491	114	292	.390	312	369	681	200	222	150	62	137	15	1044	16.8			
Ibaka	66	66	1792	262	490	.535	3	5	.600	33	78	111	161	193	305	498	28	179	1	603	9.1		
Fisher (TOT)	63	43	1508	129	346	.371	35	109	.321	57	67	124	109	121	170	117	51	73	4	360	5.6		
Fisher (OKC)	20	0	407	57	107	.533	11	35	.314	13	14	27	27	29	28	32	0	11	15	1	98	4.9	
Cook	57	22	989	109	296	.368	79	228	.346	14	22	36	12	110	122	15	69	0	311	5.5			
Perkins	65	65	1744	128	262	.489	0	0	---	73	112	185	120	306	426	78	189	2	373	5.7			
Sefolosha	62	42	914	67	155	.432	31	71	.437	38	43	884	21	107	128	47	78	37	40	17	203	4.8	
Collison	63	0	1307	120	201	.597	0	1	.000	44	62	106	67	157	128	47	78	37	40	17	203	4.8	
Maynor	9	0	137	14	39	.359	6	17	.353	4	4	1000	3	10	13	22	13	0	5	11	28	4.4	
Jackson	45	0	501	51	159	.321	13	62	.210	25	29	862	14	305	498	28	179	1	140	3.1	38	4.2	
Mohammed	63	1	692	79	169	.467	0	1	.000	13	23	36	59	111	170	14	101	0	26	37	171	2.7	
Aldrich	26	0	173	22	42	.524	0	0	---	13	14	27	13	35	48	3	22	0	8	9	16	5.7	
Ivey	34	0	354	26	73	.356	18	53	.340	1	8	125	1	23	24	10	36	0	14	9	0	71	2.1
Reid	5	0	17	4	5	.800	0	0	---	1	1	2	0	2	0	1	0	0	1	0	0	1	0
Hayward	26	0	141	13	38	.342	4	14	.286	7	12	583	2	14	16	4	18	0	3	9	1	37	1.4
THUNDER	66	-	15990	2462	5229	.471	472	1317	.358	1406	1744	.806	726	2157	2883	1224	1352	3	498	1079	539	6802	103.1
OPPONENTS	66	-	15990	2405	5629	.427	421	1231	.342	1167	1519	.768	835	1889	2724	1312	1322	6	542	937	639	965	96.1

### 2011-12 FINAL HOME GAME STATISTICS (26-7)

PLAYER	G	GS	MIN	FG	FGA	PCT	3-PT FG	3-PT FGA	PCT	FT	FTA	THROWS	OFF	REB-TOT	AST	PF	DQ	STL	TO	BLK	PTS	AVG	
Durant	33	33	1224	312	604	.517	68	158	.430	207	237	873	20	236	256	129	60	55	120	37	899	27.2	
Westbrook	33	33	1116	265	578	.458	31	95	.326	175	212	825	39	96	135	181	61	50	102	11	736	22.3	
Harden	29	1	910	164	300	.547	62	145	.428	156	181	862	5	105	110	122	74	0	27	61	546	18.8	
Ibaka	33	33	886	145	243	.597	1	2	.500	39	58	972	94	161	255	14	91	0	17	39	123	30.0	
Cook	27	12	520	61	168	.363	42	125	.336	10	14	74	7	67	74	11	34	0	13	12	13	12.6	
Fisher (TOT)	30	20	710	63	158	.399	17	47	.362	30	35	875	57	62	91	63	1	23	50	4	173	5.8	
Fisher (OKC)	10	0	225	22	58	.379	8	21	.381	7	8	875	0	14	14	17	20	0	5	10	1	59	5.9
Perkins	32	32	832	76	134	.567	0	0	---	29	50	580	53	139	192	50	83	1	13	63	37	181	5.7
Collison	30	0	623	65	108	.602	0	1	.000	15	23	652	56	75	131	42	62	0	15	33	19	145	4.8
Sefolosha	20	20	415	29	76	.382	19	34	.559	14	14	1000	8	45	53	31	17	20	11	91	11	91	4.6
Maynor	5	0	82	8	22	.364	4	9	.444	2	2	1000	2	7	9	15	8	0	4	7	0	22	4.4
Jackson	24	0	269	27	81	.333	4	27	.148	18	22	818	6	19	25	43	16	0	13	25	0	76	3.2
Mohammed	31	1	366	45	94	.479	0	0	---	6	11	545	28	62	90	11	55	0	11	13	18	96	3.1
Aldrich	17	0	136	18	31	.581	0	0	---	9	10	300	7	28	35	2	18	0	8	5	6	26	1.6
Ivey	22	0	264	21	58	.362	14	39	.359	1	8	125	0	20	20	8	26	0	10	10	5	57	2.6
Hayward	19	0	110	12	31	.387	4	13	.308	5	8	625	1	10	11	3	15	0	2	5	1	33	1.7
Reid	5	0	17	4	5	.800	0	0	---	0	0	---	1	1	1	2	0	1	0	0	1	8	1.6
TEAM	33	-	7995	1274	2591	.492	257	669	.384	693	858	.808	327	1085	1412	671	655	1	260	531	285	3498	106.0
OPPONENTS	33	-	7995	1184	2799	.423	217	631	.344	593	756	.784	416	926	1342	637	655	2	279	478	146	3178	96.3

200

### 2011-12 FINAL ROAD GAME STATISTICS (21-12)

PLAYER	G	GS	MIN	FG	FGA	PCT	FT	FTA	PCT	OFF	DEF	TOT	AST	PF	DQ	STL	TO	BLK	PTS	AVG
Durant	33	33	1322	331	688	.481	65	186	.349	224	264	488	20	251	271	102	73	0	33	128
Westbrook	33	33	1215	313	688	.455	31	101	.307	165	201	366	57	109	166	181	86	0	62	137
Harden	33	1	1036	145	329	.441	52	147	.354	156	188	344	25	117	142	107	76	0	35	76
Ibaka	33	33	906	117	247	.474	0	1	.000	39	60	99	144	243	14	88	1	16	40	118
Fisher (TOT)	30	23	797	66	190	.347	18	62	.290	27	32	59	7	52	59	79	54	0	28	23
Fisher (OKC)	10	0	181	15	50	.300	3	14	.214	6	6	1000	2	13	15	11	12	0	6	5
Sefolosha	22	22	499	38	79	.481	12	37	.324	24	29	53	13	62	75	24	47	0	20	20
Cook	30	10	469	48	128	.375	37	103	.359	4	8	500	5	43	48	4	35	0	9	4
Perkins	33	33	912	52	128	.406	0	0	---	44	62	106	67	157	128	47	78	37	40	17
Collison	33	0	684	55	93	.591	0	0	---	29	39	68	63	80	143	40	91	0	18	28
Maynor	4	0	55	6	17	.353	2	8	.250	2	2	1000	1	3	4	7	5	0	1	4
Jackson	21	0	232	24	78	.308	9	35	.257	7	7	1000	8	20	28	28	15	0	12	11
Mohammed	32	3	326	34	75	.453	0	0	.000	7	12	583	31	49	80	3	46	0	9	13
Aldrich	9	0	38	4	11	.364	0	0	---	4	4	1000	6	7	13	1	4	0	0	3
Ivey	12	0	90	5	15	.333	4	14	.286	0	0	---	1	3	4	2	10	0	4	4
Hayward	7	0	30	1	7	.143	0	1	.000	2	4	500	1	4	5	1	3	0	1	4
TEAM	33	-	7995	1188	2638	.450	215	648	.332	713	886	.805	399	1072	1471	553	697	2	238	548
OPPONENTS	33	-	7995	1221	2830	.431	204	600	.340	574	763	.752	419	963	1382	675	697	4	263	459



## 2011-12 MISCELLANEOUS STATISTICS

### THUNDER VS. THE NBA IN 2011-12

	RECORD	HOME	ROAD	OT
OVERALL	47-19	26-7	21-12	3-1
Atlantic	6-0	3-0	3-0	--
Central	3-2	2-1	1-1	--
Southeast	4-3	3-0	1-3	--
EASTERN	13-5	8-1	5-4	--
Southwest	12-6	7-3	5-3	--
Northwest	10-3	4-2	6-1	3-0
Pacific	12-5	7-1	5-4	0-1
WESTERN	34-14	18-6	16-8	3-1

Head Coach: Scott Brooks

Overall: 4 Years 174 Won 125 Lost .582 Pct.

W/Club : 4 Years 174 Won 125 Lost .582 Pct.

### TEAM WINNING AND LOSING STREAKS

OVERALL	HOME	ROAD
Long Win-7	Long Win-14	Long Win-4
Long Loss-3	Long Loss-2	Long Loss-2

	WON	LOST	OFFENSE	Vs. OPPONENT	HOME ATTENDANCE
Nov.			100+ 35-7	If Opp W/L to date:	33 Games
Dec.	5	0	100+ 35-7	.500+ 19-15	600,699 Total
Jan.	11	4	Defense	.500- 26-4	18,203 Average
Feb.	12	3	100+ 12-12		18,203 High
Mar.	11	5	100+ 35-7		33 Sellouts
Apr.	8	7			

After 66 games during the 2011-12 season: 43-23

### THUNDER MARGINS OF VICTORY/DEFEAT

MARGINS	1	2	3	4	5	6	7	8	9	10	11	12	13	14	15	16	17	18	19	20	21	22	23
Won By:		1	4	4	2	1	1	3	4	4	3	3	1	3	3	3				2			2
Lost By:	2	1	1		4	2	2	1	1	1	1	1	1		1								

MARGINS	24	25	26	27	28	29	30	31	32	33	34	35	36	37	38	39	40	41	42	43	44	45	46+
Won By:				2	1																		
Lost By:																							

At Start Of:	OVERALL	HOME	ROAD	FG%	OVERALL	HOME	ROAD
2nd Ahead:	32-9	19-4	13-5	-44%	13-11	4-3	9-8
-Behind:	15-9	7-3	8-6	45-49%	16-8	8-4	8-4
-Tied:	0-1	0-0	0-1	50-54%	14-0	11-0	3-0
3rd Ahead:	38-7	21-4	17-3	55-59%	3-0	2-0	1-0
-Behind:	9-11	5-2	4-9	+60%	1-0	1-0	0-0
-Tied:	0-1	0-1	0-0				
4th Ahead:	39-5	22-2	17-3				
-Behind:	6-12	3-4	3-8				
-Tied:	2-2	1-1	1-1				





## 2011-12 GAME-BY-GAME RESULTS

Date	Opponent	Team/Opp	Home Road Total	High Scoring	High Rebounds	High Assists	Opponent Scoring	Atten.
Dec 25	Orlando	W 97-89	1-0 0-0 1-0	Durant-30	Mohammed/ Westbrook-7	Durant/ Westbrook-6	Anderson-25	18,203
Dec 26	@Minnesota	W104-100	1-0 1-0 2-0	Durant-33	Perkins-8	Westbrook-6	Beasley-24	19,406
Dec 28	@Memphis	W 98-95	1-0 2-0 3-0	Durant-32	Durant-8	Westbrook-6	Randolph-24	18,119
Dec 29	Dallas	W104-102	2-0 2-0 4-0	Durant-30	Durant-11	Durant-6	Nowitzki-29	18,203
Dec 31	Phoenix	W107-97	3-0 2-0 5-0	Westbrook-18	Perkins-8	Harden-8	Morris/ Warrick-15	18,203
Jan 2	@Dallas	L 87-100	3-0 2-1 5-1	Durant-27	Ibaka/ Westbrook-8	Harden/ Westbrook-3	Nowitzki-26	20,108
Jan 3	Portland	L 93-103	3-1 2-1 5-2	Harden-23	Collison-9	Westbrook-8	Aldridge-30	18,203
Jan 6	Houston	W109-94	4-1 2-1 6-2	Durant-26	Ibaka-9	Westbrook-5	Martin/ Williams-13	18,203
Jan 7	@Houston	W 98-95	4-1 3-1 7-2	Durant-27	Perkins-9	Westbrook-6	Scola-28	14,327
Jan 8	San Antonio	W108-96	5-1 3-1 8-2	Durant-21	Durant/ Collison-10	Durant-7	Neal-18	18,203
Jan 10	@Memphis	W100-95	5-1 4-1 9-2	Westbrook-30	Perkins-13	Durant-5	Gasol-20	13,601
Jan 11	@New Orleans	W 95-85	5-1 5-1 10-2	Durant-29	Durant-10	Westbrook-7	Landry/ Kaman-17	13,565
Jan 14	New York	W104-92	6-1 5-1 11-2	Durant-28	Westbrook-8	Westbrook-8	Douglas/ Chandler/ Stoudemire-14	18,203
Jan 16	@Boston	W 97-88	6-1 6-1 12-2	Durant-28	Durant/ Westbrook-7	Durant/ Westbrook-4	Pierce-24	18,624
Jan 18	@Washington	L102-105	6-1 6-2 12-3	Westbrook-36	Ibaka-10	Westbrook-7	Wall-25	15,075
Jan 21	@New Jersey	W 84-74	6-1 7-2 13-3	Westbrook-21	Durant-15	Westbrook-6	D. Williams/ Brooks-14	15,201
Jan 23	Detroit	W 99-79	7-1 7-2 14-3	Harden/ Westbrook-24	Ibaka-10	Westbrook-6	Knight-13	18,203
Jan 25	New Orleans	W101-91	8-1 7-2 15-3	Durant-25	Durant/ Ibaka-7	Harden-6	Jack-20	18,203
Jan 27	@Golden State	W120-109	8-1 8-2 16-3	Durant-37	Durant-14	Westbrook-11	D. Wright-23	19,596
Jan 30	@L.A. Clipper	L100-112	8-1 8-3 16-4	Durant-36	Durant-13	Harden-5	Paul-26	19,404
Feb 1	@Dallas	W 95-86	8-1 9-3 17-4	Westbrook-33	Durant-13	Harden-9	Terry-25	20,316
Feb 3	Memphis	W101-94	9-1 9-3 18-4	Durant-36	Durant-10	Westbrook-7	Gasol-24	18,203
Feb 4	@San Antonio	L 96-107	9-1 9-4 18-5	Durant-22	Durant-11	Westbrook-6	Parker-42	18,581
Feb 6	@Portland	W111-107(Ot)	9-1 10-4 19-5	Durant-33	Ibaka-13	Westbrook-8	Aldridge-39	20,559
Feb 7	@Golden State	W119-116	9-1 11-4 20-5	Durant-33	Durant-10	Durant/ Harden/ Westbrook-7	Ellis-48	17,971
Feb 9	@Sacramento	L101-106	9-1 11-5 20-6	Westbrook-33	Ibaka-9	Tied With-3	Evans-22	17,317
Feb 10	@Utah	W101-87	9-1 12-5 21-6	Westbrook-28	Ibaka-11	Westbrook-3	Jefferson-20	19,911
Feb 14	Utah	W111-85	10-1 12-5 22-6	Harden-22	Ibaka-10	Jackson-8	Jefferson-15	18,203
Feb 15	@Houston	L 95-96	10-1 12-6 22-7	Durant-33	Durant/ Westbrook-8	Harden/ Jackson/ Westbrook-4	Martin-32	18,274
Feb 17	Golden State	W110-87	11-1 12-6 23-7	Harden-25	Durant-10	Durant-6	Lee-23	18,203
Feb 19	Denver	W124-118(Ot)	12-1 12-6 24-7	Durant-51	Ibaka-15	Westbrook-9	Affalo-27	18,203
Feb 20	New Orleans	W101-93	13-1 12-6 25-7	Durant/ Westbrook-31	Ibaka/ Perkins-13	Durant/ Jackson/ Westbrook-4	Jack-18	18,203
Feb 22	Boston	W119-104	14-1 12-6 26-7	Westbrook-31	Perkins-10	Harden-7	Garnett/ Pierce-23	18,203
Feb 23	L.A. Lakers	W100-85	15-1 12-6 27-7	Durant-33	Ibaka-13	Durant/ Westbrook-6	Bryant-24	18,203



## 2011-12 GAME-BY-GAME RESULTS

Date	Opponent	Team/Opp	Home Road Total	High Scoring	High Rebounds	High Assists	Opponent Scoring	Atten.
Feb 29	@Philadelphia	W 92-88	15-1 13-6 28-7	Durant-23	Westbrook-13	Harden/ Westbrook-4	Iguodala/ Holiday-18	19,746
Mar 1	@Orlando	W105-102	15-1 14-6 29-7	Durant-38	Perkins-11	Westbrook-10	Howard-33	18,846
Mar 3	@Atlanta	L 90-97	15-1 14-7 29-8	Durant-35	Durant-8	Westbrook-4	Smith-30	18,087
Mar 5	Dallas	W 95-91	16-1 14-7 30-8	Westbrook-24	Perkins-14	Harden-4	Nowitzki-27	18,203
Mar 7	Phoenix	W115-104	17-1 14-7 31-8	Westbrook-31	Ibaka-20	Westbrook-10	Gortat-28	18,203
Mar 9	Cleveland	L 90-96	17-2 14-7 31-9	Durant-23	Durant-8	Durant-8	Jamison-21	18,203
Mar 10	Charlotte	W122-95	18-2 14-7 32-9	Harden-33	Durant-7	Jackson-7	Augustin-22	18,203
Mar 13	Houston	L103-104	18-3 14-7 32-10	Durant-28	Durant-12	Harden-7	Lee/ Parsons-21	18,203
Mar 15	@Denver	W103-90	18-3 15-7 33-10	Durant-24	Durant-8	Westbrook-5	Miller-17	18,458
Mar 16	San Antonio	L105-114	18-4 15-7 33-11	Westbrook-36	Ibaka-12	Westbrook-6	Parker-25	18,203
Mar 18	Portland	W111-95	19-4 15-7 34-11	Westbrook-28	Ibaka-8	Harden-7	Crawford-23	18,203
Mar 20	@Utah	L 90-97	19-4 15-8 34-12	Westbrook-23	Ibaka-10	Westbrook-3	Millsap-20	18,138
Mar 21	L.A. Clippers	W114-91	20-4 15-8 35-12	Durant-32	Durant-9	Harden/ Durant-5	Foye-23	18,203
Mar 23	Minnesota	W149-140(2Ot)	21-4 15-8 36-12	Westbrook-45	Durant-17	Harden/ Westbrook-6	Love-51	18,203
Mar 25	Miami	W103-87	22-4 15-8 37-12	Durant-28	Ibaka-10	Durant-8	Wade-22	18,203
Mar 27	@Portland	W109-95	22-4 16-8 38-12	Westbrook-32	Ibaka-12	Westbrook-8	Hickson-21	20,626
Mar 29	@L.A. Lakers	W102-93	22-4 17-8 39-12	Westbrook-36	Durant-11	Westbrook/ Durant-5	Bynum-25	18,997
Apr 1	Chicago	W 92-78	23-4 17-8 40-12	Westbrook-27	Durant-10	Westbrook-5	Lucas-19	18,203
Apr 2	Memphis	L 88-94	23-5 17-8 40-13	Durant-21	Perkins-11	Harden-5	Mayo-22	18,203
Apr 4	@Miami	L 93-98	23-5 17-9 40-14	Durant-30	Ibaka/ Collison/ Perkins-7	Harden-5	James-34	20,104
Apr 6	@Indiana	L 98-103	23-5 17-10 40-15	Durant-44	Westbrook-11	Westbrook-9	Granger-26	18,165
Apr 8	Toronto	W 91-75	24-5 17-10 41-15	Durant-23	Collison-9	Westbrook-6	Calderon-19	18,203
Apr 9	@Milwaukee	W109-89	24-5 18-10 42-15	Westbrook-26	Collison/ Westbrook/ Perkins-7	Durant-8	Ilyasova-18	14,111
Apr 11	L.A. Clippers	L 98-100	24-6 18-10 42-16	Durant-22	Durant-9	Westbrook-7	Paul-31	18,203
Apr 13	Sacramento	W115-89	25-6 18-10 43-16	Durant-29	Perkins-11	Westbrook-5	Thomas-21	18,203
Apr 14	@Minnesota	W115-110	25-6 19-10 44-16	Durant-43	Ibaka-12	Westbrook-8	Beasley-26	19,552
Apr 16	@L.A. Clipper	L 77-92	25-6 19-11 44-17	Durant-24	Perkins-9	Harden/ Westbrook-3	Young-19	19,516
Apr 18	@Phoenix	W109-97	25-6 20-11 45-17	Harden-40	Durant-11	Durant/ Westbrook-5	Dudley-21	14,873
Apr 20	@Sacramento	W103-92	25-6 21-11 46-17	Durant-29	Durant-14	Durant-7	Cousins-18	16,882
Apr 22	@L.A. Lakers	L106-114(2Ot)	25-6 21-12 46-18	Durant-35	Ibaka-14	Westbrook-10	Bryant-26	18,997
Apr 24	Sacramento	W118-110	26-6 21-12 47-18	Durant-32	Durant-9	Westbrook-6	Cousins-32	18,203
Apr 25	Denver	L101-106	26-7 21-12 47-19	Durant-32	Westbrook-6	Westbrook-9	Lawson-25	18,203





## 2011-12 GAME-BY-GAME STATISTICS

DATE	TM	@OPP	WL	O	G	MIN	FG	FGA	FG%	FG3	FG3A	FG3%	FT	FTA	FT%	OREB	DREB	REB	AST	PF	DQ	STL	TO	BLK	PTS	PPG
12/25	OKC	V ORL	W	-	1	240	34	72	.472	10	19	.526	19	26	.731	7	36	43	21	22	0	8	17	5	97	97.0
12/26	OKC	@ MIN	W	-	2	240	35	78	.449	5	16	.313	29	31	.935	8	34	42	18	26	0	6	17	5	104	100.5
12/28	OKC	@ MEM	W	-	3	240	29	77	.377	10	25	.400	30	38	.789	12	29	41	16	24	0	4	11	8	98	99.7
12/29	OKC	V DAL	W	-	4	240	37	63	.587	6	14	.429	24	32	.750	6	32	38	19	19	0	8	26	8	104	100.8
12/31	OKC	V PHO	W	-	5	240	41	77	.532	9	22	.409	16	18	.889	8	37	45	25	27	0	9	21	6	107	102.0
01/02	OKC	@ DAL	L	-	6	240	31	77	.403	5	19	.263	20	26	.769	12	29	41	12	17	0	6	14	5	87	99.5
01/03	OKC	V POR	L	-	7	240	36	83	.434	5	20	.250	16	21	.762	10	30	40	22	22	0	7	10	6	93	98.6
01/06	OKC	V HOU	W	-	8	240	42	80	.525	6	14	.429	19	25	.760	8	31	39	20	18	0	7	11	4	109	99.9
01/07	OKC	@ HOU	W	-	9	240	36	85	.424	7	21	.333	19	22	.864	18	26	44	18	16	0	3	16	3	98	99.7
01/08	OKC	V SA	W	-	10	240	38	75	.507	7	19	.368	25	29	.862	7	41	48	25	19	0	10	14	8	108	100.5
01/10	OKC	@ MEM	W	-	11	240	34	74	.459	6	15	.400	26	32	.813	14	37	51	14	23	0	4	15	6	100	100.5
01/11	OKC	@ NO	W	-	12	240	35	73	.479	7	20	.350	18	26	.692	7	29	36	19	18	0	6	12	10	95	100.0
01/14	OKC	V NY	W	-	13	240	34	71	.479	7	18	.389	29	34	.853	7	31	38	18	22	0	12	21	11	104	100.3
01/16	OKC	@ BOS	W	-	14	240	36	80	.450	7	19	.368	18	19	.947	9	31	40	13	19	0	12	13	6	97	100.1
01/18	OKC	@ WAS	L	-	15	240	37	77	.481	4	19	.211	24	30	.800	6	37	43	15	31	0	9	21	7	102	100.2
01/21	OKC	@ NJ	W	-	16	240	32	77	.416	4	17	.235	16	24	.667	14	41	55	13	16	0	8	19	10	84	99.2
01/23	OKC	V DET	W	-	17	240	41	77	.532	7	16	.438	10	14	.714	9	42	51	21	22	0	4	19	10	99	99.2
01/25	OKC	V NO	W	-	18	240	34	64	.531	5	13	.385	28	33	.848	5	26	31	21	17	0	10	21	8	101	99.3
01/27	OKC	@ GS	W	-	19	240	42	88	.477	4	17	.235	32	37	.865	19	34	53	23	15	0	8	22	3	120	100.4
01/30	OKC	@ LAC	L	-	20	240	38	78	.487	9	22	.409	15	23	.652	10	26	36	15	17	0	8	17	8	100	100.4
02/01	OKC	@ DAL	W	-	21	240	33	81	.407	5	20	.250	24	33	.727	15	40	55	17	20	0	11	16	13	95	100.1
02/03	OKC	V MEM	W	-	22	240	34	71	.479	7	17	.412	26	33	.788	10	25	35	14	16	0	8	17	12	101	100.1
02/04	OKC	@ SA	L	-	23	240	36	77	.468	7	21	.333	17	28	.607	7	36	43	18	25	0	6	13	12	96	100.0
02/06	OKC	@ POR	W	1	24	265	43	95	.453	6	22	.273	19	22	.864	18	41	59	17	27	0	7	20	8	111	100.4
02/07	OKC	@ GS	W	-	25	240	44	84	.524	11	26	.423	20	21	.952	8	25	33	24	25	0	9	15	3	119	101.2
02/09	OKC	@ SAC	L	-	26	240	37	77	.481	7	18	.389	20	26	.769	12	28	40	13	24	1	6	23	17	101	101.2
02/10	OKC	@ UTA	W	-	27	240	35	74	.473	4	20	.200	27	32	.844	10	36	46	12	20	0	10	17	4	101	101.1
02/14	OKC	V UTA	W	-	28	240	42	77	.545	5	14	.357	22	34	.647	14	35	49	24	21	0	8	15	13	111	101.5
02/15	OKC	@ HOU	L	-	29	240	36	83	.434	7	23	.304	16	18	.889	11	34	45	17	20	0	7	22	7	95	101.3
02/17	OKC	V GS	W	-	30	240	39	74	.527	10	24	.417	22	27	.815	8	36	44	24	18	0	11	19	5	110	101.6
02/19	OKC	V DEN	W	1	31	265	46	94	.489	9	28	.321	23	28	.821	17	27	44	20	19	0	8	14	12	124	102.3
02/20	OKC	V NO	W	-	32	240	36	80	.450	8	26	.308	21	24	.875	10	38	48	15	19	0	11	19	13	101	102.3
02/22	OKC	V BOS	W	-	33	240	42	84	.500	9	19	.474	26	35	.743	10	33	43	22	21	1	9	14	3	119	102.8



## 2011-12 GAME-BY-GAME STATISTICS

DATE	TM	@OPP	WL	O	G	MIN	FG	FGA	FG%	FG3	FG3A	FG3%	FT	FTA	FT%	OREB	DREB	REB	AST	PF	DQ	STL	TO	BLK	PTS	PPG
02/23	OKC	V LAL	W	-	34	240	36	77	.468	7	25	.280	21	25	.840	7	37	44	17	20	0	7	12	9	100	102.7
02/29	OKC	@ PHI	W	-	35	240	30	78	.385	6	19	.316	26	34	.765	19	37	56	12	9	0	6	17	4	92	102.4
03/01	OKC	@ ORL	W	-	36	240	38	74	.514	8	18	.444	21	27	.778	9	27	36	19	14	0	5	13	2	105	102.4
03/03	OKC	@ ATL	L	-	37	240	30	73	.411	6	23	.261	24	29	.828	10	30	40	11	23	1	7	21	10	90	102.1
03/05	OKC	V DAL	W	-	38	240	29	76	.382	8	27	.296	29	33	.879	14	31	45	13	16	0	4	15	7	95	101.9
03/07	OKC	V PHO	W	-	39	240	40	91	.440	8	26	.308	27	32	.844	15	29	44	18	24	0	11	15	10	115	102.3
03/09	OKC	V CLE	L	-	40	240	37	76	.487	6	24	.250	10	17	.588	8	32	40	20	22	0	5	17	13	90	102.0
03/10	OKC	V CHA	W	-	41	240	46	73	.630	10	23	.435	20	26	.769	6	33	39	27	19	0	8	14	13	122	102.4
03/13	OKC	V HOU	L	-	42	240	39	84	.464	8	23	.348	17	22	.773	15	32	47	22	16	0	4	16	4	103	102.5
03/15	OKC	@ DEN	W	-	43	240	36	79	.456	12	25	.480	19	24	.792	8	31	39	22	23	0	7	13	9	103	102.5
03/16	OKC	V SA	L	-	44	240	39	88	.443	9	25	.360	18	20	.900	11	26	37	17	23	0	7	16	10	105	102.5
03/18	OKC	V POR	W	-	45	240	41	74	.554	11	18	.611	18	28	.643	10	33	43	24	16	0	8	15	8	111	102.7
03/20	OKC	@ UTA	L	-	46	240	30	71	.423	8	19	.421	22	30	.733	15	26	41	15	24	0	6	20	6	90	102.4
03/21	OKC	V LAC	W	-	47	240	42	78	.538	9	22	.409	21	22	.955	14	35	49	20	18	0	6	17	9	114	102.7
03/23	OKC	V MIN	W	2	48	290	60	113	.531	10	27	.370	19	20	.950	11	39	50	24	26	0	12	13	7	149	103.6
03/25	OKC	V MIA	W	-	49	240	39	74	.527	6	11	.545	19	23	.826	8	28	36	26	18	0	13	16	3	103	103.6
03/27	OKC	@ POR	W	-	50	240	45	79	.570	6	17	.353	13	16	.813	9	34	43	16	19	0	7	14	8	109	103.7
03/29	OKC	@ LAL	W	-	51	240	42	91	.462	5	12	.417	13	17	.765	19	29	48	18	21	0	5	10	12	102	103.7
04/01	OKC	V CHI	W	-	52	240	36	74	.486	4	9	.444	16	17	.941	3	37	40	20	15	0	6	13	9	92	103.5
04/02	OKC	V MEM	L	-	53	240	33	73	.452	5	21	.238	17	24	.708	9	34	43	14	20	0	6	18	8	88	103.2
04/04	OKC	@ MIA	L	-	54	240	35	81	.432	5	17	.294	18	20	.900	12	29	41	16	25	0	10	20	8	93	103.0
04/06	OKC	@ IND	L	-	55	240	34	77	.442	6	19	.316	24	31	.774	11	29	40	20	25	0	5	17	10	98	102.9
04/08	OKC	V TOR	W	-	56	240	30	72	.417	10	23	.435	21	26	.808	11	31	42	18	17	0	6	16	11	91	102.7
04/09	OKC	@ MIL	W	-	57	240	39	81	.481	8	20	.400	23	25	.920	13	31	44	20	16	0	10	18	9	109	102.8
04/11	OKC	V LAC	L	-	58	240	31	76	.408	12	26	.462	24	27	.889	10	29	39	21	20	0	5	14	10	98	102.7
04/13	OKC	V SAC	W	-	59	240	43	90	.478	5	12	.417	24	32	.750	16	42	58	19	13	0	11	14	9	115	102.9
04/14	OKC	@ MIN	W	-	60	240	40	91	.440	7	25	.280	28	32	.875	17	36	53	17	28	0	6	14	8	115	103.1
04/16	OKC	@ LAC	L	-	61	240	27	72	.375	5	22	.227	18	29	.621	16	26	42	12	21	0	8	19	4	77	102.7
04/18	OKC	@ PHO	W	-	62	240	36	80	.450	6	16	.375	31	34	.912	11	35	46	17	26	0	8	15	6	109	102.8
04/20	OKC	@ SAC	W	-	63	240	40	75	.533	4	12	.333	19	22	.864	6	39	45	21	14	0	9	17	11	103	102.8
04/22	OKC	@ LAL	L	2	64	290	37	101	.366	8	24	.333	24	28	.857	14	40	54	23	26	0	9	17	12	106	102.9
04/24	OKC	V SAC	W	-	65	240	38	81	.469	9	20	.450	33	36	.917	12	31	43	22	24	0	5	14	8	118	103.1
04/25	OKC	V DEN	L	-	66	240	39	79	.494	10	24	.417	13	15	.867	11	26	37	18	26	0	6	18	13	101	103.1





## 2011-12 TEAM HIGHS AND LOWS

	TEAM HIGHS	OPPONENT	TEAM LOWS	OPPONENT
Points	149	vs. MIN; 3/23	77	at LAC; 4/16
1st Quarter	35	(3x) MR: vs. SAC; 4/24	13	at HOU; 2/15
2nd Quarter	38	(2x) MR: vs. GS; 2/17	19	(3x) MR at UTA; 3/20
3rd Quarter	37	vs. SA; 1/8	10	at PHI; 2/29
4th Quarter	37	at IND; 4/6	11	at LAC; 4/16
1st Half	72	vs. BOS; 2/22	44	(3x) MR: at UTA; 3/20
2nd Half	64	vs. CHA; 3/10	25	at LAC; 4/16
Overtime	20	(2OT) vs. MIN; 3/23	6	at LAL; 4/22
FG Made	60	vs. MIN; 3/23	27	at LAC; 4/16
FG Attempted	113	vs. MIN; 3/23 (2OT)	63	vs. DAL; 12/29
FG Percentage	.630	vs. CHA; 3/10	.366	at LAL; 4/22
3P Made	12	(2x) MR: vs. LAC; 4/11	4	(6x) MR: at SAC; 4/20
3P Attempted	28	vs. DEN; 2/19 (OT)	11	vs. MIA; 3/25
3P Percentage	.611	vs. POR; 3/18	.211	at WAS; 1/18
FT Made	33	vs. SAC; 4/24	10	(2x) MR: vs. CLE; 3/9
FT Attempted	38	at MEM; 12/28	14	vs. DET; 1/23
FT Percentage	.955	vs. LAC; 3/21	.588	vs. CLE; 3/9
Off. Rebounds	19	(3x) MR: at LAL; 3/29	3	vs. CHI; 4/1
Def. Rebounds	42	(2x) MR: vs. SAC; 4/13	25	(2x) MR: at GS; 2/7
Tot. Rebounds	59	at POR; 2/6 (OT)	31	vs. NO; 1/25
Assists	27	vs. CHA; 3/10	11	at ATL; 3/3
Steals	13	vs. MIA; 3/25	3	at HOU; 1/7
Turnovers	26	vs. DAL; 12/29	10	(2x) MR at LAL; 3/29
Blocks	17	at SAC; 2/9	2	at ORL; 3/1

	TEAM HIGHS	OPPONENT	TEAM LOWS	OPPONENT
Points	140	vs. MIN; 3/23	74	at NJ; 1/21
1st Quarter	40	vs. SAC; 4/24	12	vs. DET; 1/23
2nd Quarter	35	vs. SA; 3/16	14	at UTA; 2/10
3rd Quarter	36	at GS; 2/7	12	(2x) MR: vs. TOR; 4/8
4th Quarter	33	at WAS; 1/18	15	at NO; 1/11
1st Half	65	vs. PHX; 3/7	33	vs. DET; 1/23
2nd Half	59 (2x)	MR: at GS; 1/7	32	vs. TOR; 4/8
Overtime	17	at LAL; 4/22	4	at POR; 2/6
FG Made	49 (2x)	MR: vs. MIN; 3/23 (OT)	27	at NJ; 1/21
FG Attempted	106	at LAL; 4/22 (2OT)	70	vs. BOS; 2/22
FG Percentage	.563	at LAC; 1/30	.310	at NJ; 1/21
3P Made	14	vs. MIN; 3/23 (2OT)	1 (2x)	MR: vs. NO; 1/25
3P Attempted	36	vs. MIN; 3/23 (2OT)	7	vs. NO; 1/25
3P Percentage	.583	vs. SA; 1/8	.063	at NO; 1/11
FT Made	31	at WAS; 1/18	8	at UTA; 2/10
FT Attempted	43	at WAS; 1/18	10	vs. DAL; 3/5
FT Percentage	1.000 (2x)	MR: vs. MIA; 3/25	.600 (4x)	MR: vs. DEN; 4/25
Off. Rebounds	25	at LAL; 4/22 (2OT)	3	vs. BOS; 2/22
Def. Rebounds	42	at LAL; 4/22 (2OT)	20	at POR; 3/27
Tot. Rebounds	67	at LAL; 4/22 (2OT)	30	at POR; 3/27
Assists	30	at GS; 1/27	13	at MEM; 12/28
Steals	14	vs. DAL; 12/29	3	at LAL; 3/27
Turnovers	22	vs. NY; 1/14	9 (2x)	MR: at MEM; 1/10
Blocks	10 (2x)	MR: at LAL 4/22 (2OT)	1 (3x)	MR: vs. MEM; 4/2



## 2011-12 INDIVIDUAL HIGHS

	HIGH	PLAYER	OPPONENT	DATE
Minutes	52	Kevin Durant	Minnesota	3/23
FG Attempted	34	Kevin Durant	Los Angeles (OT)	4/22
3P Made	5 (6x)	MR: Kevin Durant	Denver	4/25
3P Attempted	10 (4x)	MR: Kevin Durant	Los Angeles (OT)	4/22
FT Made	15	Kevin Durant	Sacramento	4/24
FT Attempted	17	Kevin Durant	Atlanta	3/3
Off. Rebounds	9	Serge Ibaka	Phoenix	3/7
Def. Rebounds	15	Kevin Durant	Minnesota	3/23
Tot. Rebounds	20	Serge Ibaka	Phoenix	3/7
Assists	11	Russell Westbrook	Golden State	1/27
Steals	7 (2x)	MR: Thabo Sefolosha	Milwaukee	4/9
Blocks	11	Serge Ibaka	Portland (OT)	2/6
Points	51	Kevin Durant	Denver (OT)	2/19
Points in Quarter	20	Kevin Durant (4th qtr.)	Minnesota	4/14
Points in a half	27	Russell Westbrook	L.A. Lakers	3/29

	HIGH	PLAYER	OPPONENT	DATE
Minutes	49	Kevin Love	Minnesota	3/23
FG Made	18	Monta Ellis	Golden State	2/7
FG Attempted	29 (2x)	MR: Monta Ellis	Golden State	2/7
3P Made	7	Kevin Love	Minnesota	3/23
3P Attempted	12	Ryan Anderson	Orlando	12/25
FT Made	13	John Wall	Washington	1/18
FT Attempted	16 (2x)	MR: Kevin Love	Minnesota	3/23
Off. Rebounds	9	Zaza Pachulia	Atlanta	3/3
Def. Rebounds	15	Tim Duncan	San Antonio	3/16
Tot. Rebounds	19	Tim Duncan	San Antonio	3/16
Assists	14 (2x)	Jose Barea	Minnesota	3/23
Steals	5 (3x)	MR: Chris Paul	L.A. Clippers	3/21
Blocks	5 (2x)	MR: Andrew Bynum	L.A. Lakers	4/22
Points	51	Kevin Love	Minnesota	3/23





## 2011-12 INDIVIDUAL AND TEAM HIGHS

PLAYER	MINUTES	FIELD GOALS	FREE THROWS	OFFENSIVE REBOUNDS	DEFENSIVE REBOUNDS	TOTAL REBOUNDS	ASSISTS	STEALS	TURNOVERS	BLOCKED SHOTS	POINTS
COLE ALDRICH	21C FEB. 17 vs G.S.	3C(2) MAR. 10 vs Cha.	4C(2) APR. 24 vs Sac.	5C MAR. 3 at Atl.	3C(2) JAN. 23 vs Det.	7C MAR. 3 at Atl.	11(3) APR. 9 at Milw.	2C JAN. 23 vs Det.	2 MAR. 3 at Atl.	3C MAR. 3 at Atl.	6C(4) APR. 24 vs Sac.
NICK COLLISON	30 (2) MAR. 23 vs Minn.	6 JAN. 8 vs S.A.	4 APR. 18 at Phoe.	7 APR. 8 vs Tor.	7 JAN. 8 vs S.A.	10 JAN. 8 vs S.A.	4 (2) APR. 8 vs Tor.	3 (3) APR. 8 vs Tor.	4 (2) MAR. 18 vs Port.	3 APR. 24 vs Sac.	12 JAN. 8 vs S.A.
DAEQUAN COOK	4 FEB. 22 vs Bos.	6 (2) APR. 24 vs Sac.	4 FEB. 22 vs Bos.	2 (2) MAR. 5 vs Dall.	5 (4) FEB. 22 vs Bos.	7 FEB. 3 vs Mem.	3 FEB. 17 vs G.S.	3 FEB. 1 at Dall.	2 FEB. 20 vs N.O.	3 FEB. 3 vs Mem.	19 APR. 24 vs Sac.
KEVIN DURANT	52T MAR. 23 vs Minn.	19C FEB. 19 vs Den.	15 APR. 24 vs Sac.	3 (2) MAR. 29 at LA-L	15 MAR. 23 vs Minn.	17 MAR. 23 vs Minn.	8 (3) APR. 9 at Milw.	4 (2) FEB. 22 vs Bos.	9C APR. 4 at Miami	4 (2) FEB. 4 at S.A.	51C FEB. 19 vs Den.
DEREK FISHER LA-L-Hou-OKC.	36 (2) MAR. 23 vs Minn.	6 (2) APR. 13 vs Sac.	4 (4) MAR. 14 at N.O.	2 MAR. 9 at Minn.	5 FEB. 6 at Phil.	6 FEB. 6 at Phil.	10 JAN. 13 vs Clev.	3 (4) APR. 13 vs Sac.	5 JAN. 8 vs Mem.	2T DEC. 25 vs Chi.	15 FEB. 22 at Dall.
JAMES HARDEN	43C MAR. 23 vs Minn.	12C APR. 18 at Phoe.	11 (2) APR. 18 at Phoe.	3T MAR. 20 at Utah	7 (3) FEB. 29 at Phil.	9T JAN. 21 at N.J.	9C FEB. 1 at Dall.	4 (2) APR. 18 at Phoe.	7C MAR. 25 vs Miami	2 (3) MAR. 7 vs Phoe.	40C APR. 18 at Phoe.
LAZAR HAYWARD	12 (3) APR. 1 vs Chi.	3 DEC. 31 at Milw.	2 (3) APR. 9 at Milw.	1 (2) APR. 9 at Milw.	3 (2) JAN. 8 vs S.A.	3 (2) JAN. 8 vs S.A.	1 (4) MAR. 23 vs Minn.	2T FEB. 17 vs S.G.	1 (9) APR. 16 at LA-C	1T JAN. 8 vs S.A.	7 DEC. 31 vs Phoe.
SERGE IBAKA	46C APR. 22 at LA-L	9T(3) APR. 22 at LA-L	5 MAR. 20 at Utah	9C MAR. 7 vs Phoe.	12C(2) APR. 22 at LA-L	20C MAR. 7 vs Phoe.	2T(5) APR. 14 at Minn.	2T(4) APR. 4 at Miami	3 (7) APR. 16 at LA-C	11C FEB. 19 vs Den.	20 JAN. 27 at G.S.
ROYAL IVEY	24 MAR. 16 vs S.A.	3 (2) FEB. 22 vs Bos.	4 APR. 13 vs Sac.	1 MAR. 20 at Utah	4 MAR. 10 vs Cha.	4 MAR. 10 vs Cha.	2 APR. 24 vs Sac.	2 (2) APR. 13 vs Sac.	3 FEB. 17 vs G.S.	0 FEB. 17 vs G.S.	9
REGGIE JACKSON	25C FEB. 14 vs Utah	4C(2) APR. 1 at S.A.	5C FEB. 17 vs G.S.	3C MAR. 15 at Den.	3C(3) MAR. 1 at Ori.	5C MAR. 15 at Den.	8C JAN. 14 vs N.Y.	3C JAN. 14 vs N.Y.	5C JAN. 14 vs N.Y.	1C FEB. 10 at Utah	11C JAN. 8 vs S.A.
ERIC MAYNOR	23 DEC. 31 vs Phoe.	3 (3) JAN. 2 at Dall.	2 (2) JAN. 3 vs Port.	2T DEC. 31 vs Phoe.	2 (3) JAN. 6 vs Hou.	2 (5) JAN. 6 vs Hou.	6 DEC. 31 vs Phoe.	2 DEC. 29 vs Dall.	4 DEC. 31 vs Phoe.	0 JAN. 2 at Dall.	9
NAZR MOHAMMED	24 DEC. 31 vs Phoe.	7 JAN. 7 at Hou.	3 JAN. 7 at Hou.	3 (6) APR. 16 at LA-C	6 FEB. 6 at Port.	7 (3) FEB. 6 at Port.	2 (2) APR. 18 at Phoe.	2 (3) MAR. 10 vs Cha.	2 (5) APR. 20 at Sac.	4 MAR. 29 at LA-L	17 JAN. 7 at Hou.
KENDRICK PERKINS	43 APR. 22 at LA-L	8 MAR. 25 vs Miami	6 DEC. 28 at Hou.	6 JAN. 7 at Hou.	11 JAN. 10 at Mem.	14 MAR. 5 vs Dall.	6T FEB. 14 vs Utah	3T MAR. 18 vs G.S.	6 (2) FEB. 20 vs N.O.	6 FEB. 20 vs N.O.	16 MAR. 25 vs Miami
THABO SEFOLOSHA	41 APR. 22 at LA-L	7 JAN. 16 at Bos.	4 (2) MAR. 25 vs Miami	3 APR. 14 at Minn.	8 APR. 22 at LA-L	10 APR. 22 at LA-L	3 (4) APR. 25 vs Den.	7C APR. 9 at Milw.	4 APR. 22 at LA-L	2 (3) APR. 18 at Phoe.	19 JAN. 16 at Bos.
RUSSELL WESTBROOK	50T MAR. 23 vs Minn.	17C MAR. 23 vs Minn.	13 APR. 11 vs LA-C	7 FEB. 29 at Phil.	8 APR. 6 at Ind.	13 FEB. 29 at Phil.	11 JAN. 27 at G.S.	7 JAN. 27 at G.S.	9T FEB. 7 at G.S.	4C APR. 25 vs Den.	45C MAR. 23 vs Minn.
THUNDER High Games	290 (2) APR. 22 at LA-L	60 MAR. 23 vs Minn.	33 APR. 24 vs Sac.	19 (3) MAR. 29 at LA-L	42 (2) APR. 13 vs Sac.	59 FEB. 6 at Port.	27 MAR. 10 vs Cha.	13 MAR. 25 vs Miami	26 DEC. 29 vs Dall.	17 FEB. 9 at Sac.	149 MAR. 23 vs Minn.
THUNDER Low Games	240 (62) APR. 25 vs Den.	27 APR. 16 at LA-C	10 (2) MAR. 9 vs Clev.	3 APR. 1 vs Chi.	25 (2) FEB. 7 at G.S.	31 JAN. 25 vs N.O.	11 MAR. 3 at Atl.	3 JAN. 7 at Hou.	10 (2) MAR. 29 at LA-L	2 MAR. 1 at Ori.	77 APR. 16 at LA-C
OPPONENTS High Games	290 (2) APR. 22 at LA-L	49 (2) MAR. 23 vs Minn.	31 JAN. 18 at Wash.	25 APR. 22 at LA-L	42 APR. 22 at LA-L	67 APR. 22 at LA-L	30 JAN. 27 at G.S.	14 DEC. 29 vs Dall.	22 JAN. 14 vs N.Y.	10 (2) APR. 22 at LA-L	140 MAR. 23 vs Minn.
OPPONENTS Low Games	240 (62) APR. 25 vs Den.	27 JAN. 21 at N.J.	8 FEB. 10 at Utah	3 FEB. 22 vs Bos.	20 MAR. 27 at Port.	30 MAR. 27 at Port.	12 APR. 2 vs Mem.	3 (2) APR. 18 at Phoe.	9 (2) JAN. 10 at Mem.	1 (3) APR. 2 vs Mem.	74 JAN. 21 at N.J.

"C" indicates a new career-high. "T" a tied career-high.  
Numbers in parentheses indicate the number of games in which a player or team has reached a given total (if more than one).



## 2011-12 LEADERS/BACK-TO-BACK

### 2011-12 THUNDER GAME LEADERS

	10+ Pts	Totals 20+ Pts	30+ Pts	Double-Doubles 10+ Reb 10+ Ast	Game Leaders Pt/Reb Pt/Ast	Pts	Reb	Ast
Cole Aldrich	0	0	0	0	0	0	0	0
Nick Collison	4	0	0	1	0	0	5	1
Daequan Cook	9	0	0	0	0	0	0	0
Kevin Durant*	66	61	25	18	0	18	28	16
Derek Fisher	2	0	0	0	0	0	0	0
James Harden***	58	15	3	0	0	0	6	18
Lazar Hayward	0	0	0	0	0	0	0	0
Serge Ibaka	28	1	0	17	0	12**	21	0
Royal Ivey	0	0	0	0	0	0	0	0
Reggie Jackson	2	0	0	0	0	0	0	4
Eric Maynor	0	0	0	0	0	0	0	0
Nazr Mohammed	2	0	0	0	0	0	1	0
Kendrick Perkins	8	0	0	12	0	2	0	14
Thabo Sefolosha	6	0	0	1	0	0	0	0
Russell Westbrook***	64	43	16	3	4	3	10	44

\*Durant recorded four 40 points games including one game of 50+ points

\*\*Ibaka's double-double on 2/1/12 was comprised of 10 blocks (not 10+ points) and 11 rebounds. He also recorded a triple-double on 2/19/12 comprised of points, rebounds and blocks.

\*\*\*Westbrook recorded two games of 40+ points this season and Harden recorded 40+ points once

### 2011-12 THUNDER BACK-TO-BACK SETS (29-10)

1.	12/12 vs. Orlando	W, 97-89	12/26 at Minnesota	W, 104-100	2-0
2.	12/28 at Memphis	W, 98-95	12/29 vs. Dallas	W104-102	2-0
3.	1/2 at Dallas	L, 87-100	1/3 vs. Portland	L, 93-103	0-2
4.	1/6 vs. Houston	W, 109-94	1/7 at Houston	W, 98-95	
5.	1/8 vs. San Antonio	W, 108-96			3-0
6.	1/10 at Memphis	W, 100-95	1/11 at New Orleans	W, 95-85	2-0
7.	2/3 vs. Memphis	W, 101-94	2/4 at San Antonio	L, 96-107	1-1
8.	2/6 at Portland	W, 111-107	2/7 at Golden State	W, 119-116	2-0
9.	2/9 at Sacramento	L, 101-106	2/10 at Utah W, 101-87		1-1
10.	2/14 vs. Utah	W, 111-85	2/15 at Houston	L, 95-96	1-1
11.	2/19 vs. Denver	W, 124-118	2/20 vs. New Orleans	W, 101-93	2-0
12.	2/22 vs. Boston	W, 119-104	2/23 vs. L.A. Lakers	W, 100-85	2-0
13.	3/9 vs. Cleveland	L, 90-96	3/10 vs. Charlotte	W, 122-95	1-1
14.	3/15 at Denver	W, 103-90	3/16 vs. San Antonio	L, 105-114	1-1
15.	3/20 at Utah	L, 90-97	3/21 vs. L.A. Clippers	W, 114-91	1-1
16.	4/1 vs. Chicago	W, 92-78	4/2 vs. Memphis	L, 88-94	1-1
17.	4/8 vs. Toronto	W, 91-75	4/9 at Milwaukee	W, 109-89	2-0
18.	4/13 vs. Sacramento	W, 115-89	4/14 at Minnesota	W, 115-110	2-0
19.	4/24 vs. Sacramento	W, 118-110	4/25 vs. Denver	L, 101-106	1-1

(18 back-to-backs and one back-to-back-to-back: 31-10 record total; 15-4 on the first night and 14-6 on the second or third night)





## 2011-12 INJURIES/STARTING LINEUPS

### 2011-12 THUNDER GAMES LOST DUE TO INJURY OR ILLNESS

PLAYER	DATE(S) INJURED OR ILL	GAMES MISSED	INJURY OR ILLNESS
Daequan Cook	1/2	1	Flu-like symptoms
Thabo Sefolosha	1/3	1	Flu-like symptoms
Ryan Reid	1/6-1/14	6	Nasal fracture surgery
Eric Maynor	1/8-4/25	57	Torn right Anterior Cruciate Ligament (ACL)
Thabo Sefolosha	1/30-3/13	23	Right foot soreness
Kendrick Perkins	2/17	1	Right knee contusion
Lazar Hayward	2/19-2/29	5	Orbital floor fracture
Nick Collison	2/20-2/23	3	Left quad contusion
James Harden	2/20	1	Left ankle sprain
Daequan Cook	4/13	1	left shoulder sprain
Daequan Cook	3/21-4/1	6	Mild right MCL sprain
James Harden	4/13	1	Right knee soreness
Lazar Hayward	4/13	1	Flu-like symptoms
James Harden	4/24-4/25	2	Concussion

TOTAL GAMES MISSED (8 PLAYERS): 109 GAMES

### THUNDER STARTING LINEUPS

FORWARD	FORWARD	CENTER	GUARD	GUARD	GS	W	L
Durant	Ibaka	Perkins	Sefolosha	Westbrook	42	31	11
Durant	Ibaka	Perkins	Harden	Westbrook	2	0	2
Durant	Ibaka	Perkins	Cook	Westbrook	21	15	6
Durant	Ibaka	Mohammed	Cook	Westbrook	1	1	0
TOTALS: 4 DIFFERENT STARTING LINEUPS					66	47	19

STARTERS RECORD	GS	W	L
Aldrich	--	--	--
Collison	--	--	--
Cook	22	16	6
Durant	66	47	19
Fisher	--	--	--
Harden	2	0	2
Ibaka	66	47	19
Ivey	--	--	--
Jackson	--	--	--
Maynor	--	--	--
Hayward	--	--	--
Mohammed	1	1	0
Perkins	65	46	19
Sefolosha	42	31	11
Westbrook	66	47	19

## 2011-12 TRANSACTIONS



Jun. 23	Selected Reggie Jackson with the No. 24 overall pick in the first round of the 2011 NBA Draft
Jun. 28	Exercised fourth-year contract options on guard James Harden, forward Serge Ibaka, guard Eric Maynor and center Byron Mullens, as well as third-year option on center Cole Aldrich.
Jun. 29	Signed center Nazr Mohammed to a contract extension
Dec. 9	Re-signed guard Daequan Cook
Dec. 13	Acquired forward Lazar Hayward from the Timberwolves in exchange for Robert Vaden and two conditional second-round draft picks
Dec. 19	Acquired a 2013 2nd round draft pick from the Charlotte Bobcats in exchange for center Byron Mullens and cash considerations
Dec. 24	Waived guard Nate Robinson
Jan. 16	Assigned forward Ryan Reid to the Tulsa 66ers of the NBA Development League
Jan. 19	Signed guard Russell Westbrook to a multi-year extension
Feb. 6	Recalled Ryan Reid from the Tulsa 66ers
Mar. 1	Lazar Hayward assigned to the Tulsa 66ers of the NBA Development League
Mar. 4	Recalled Lazar Hayward from the Tulsa 66ers
Mar. 21	Signed guard Derek Fisher and waived forward Ryan Reid
Mar. 24	Assigned Reggie Jackson to the Tulsa 66ers of the NBA Development League
Mar. 25	Recalled Reggie Jackson from the Tulsa 66ers









## 2011-12 STANDINGS/HEAD-TO-HEAD

### NBA EASTERN CONFERENCE

ATLANTIC DIVISION	W	L	PCT	GB	HOME	ROAD	LAST-10	STREAK
Boston	39	27	.591	-	24-9	15-18	7-3	Won 2
New York	36	30	.545	3	22-11	14-19	7-3	Won 3
Philadelphia	35	31	.530	4	19-14	16-17	6-4	Lost 1
Toronto	23	43	.348	16	13-20	10-23	3-7	Won 1
New Jersey	22	44	.333	17	9-24	13-20	3-7	Lost 6
CENTRAL DIVISION	W	L	PCT	GB	HOME	ROAD	LAST-10	STREAK
Chicago	50	16	.758	-	26-7	24-9	7-3	Won 3
Indiana	42	24	.636	8	23-10	19-14	8-2	Lost 1
Milwaukee	31	35	.470	19	17-16	14-19	3-7	Lost 2
Detroit	25	41	.379	25	18-15	7-26	4-6	Won 1
Cleveland	21	45	.318	29	11-22	10-23	2-8	Lost 4
SOUTHEAST DIVISION	W	L	PCT	GB	HOME	ROAD	LAST-10	STREAK
Miami	46	20	.697	-	28-5	18-15	6-4	Lost 2
Atlanta	40	26	.606	6	23-10	17-16	7-3	Won 2
Orlando	37	29	.561	9	21-12	16-17	4-6	Lost 1
Washington	20	46	.303	26	11-22	9-24	8-2	Won 6
Charlotte	7	59	.106	39	4-29	3-30	0-10	Lost 23

### NBA WESTERN CONFERENCE

SOUTHWEST DIVISION	W	L	PCT	GB	HOME	ROAD	LAST-10	STREAK
San Antonio	50	16	.758	-	28-5	22-11	10-0	Won 10
Memphis	41	25	.621	9	26-7	15-18	8-2	Won 6
Dallas	36	30	.545	14	23-10	13-20	5-5	Lost 2
Houston	34	32	.515	16	22-11	12-21	3-7	Won 1
New Orleans	21	45	.318	29	11-22	10-23	6-4	Lost 1
NORTHWEST DIVISION	W	L	PCT	GB	HOME	ROAD	LAST-10	STREAK
Oklahoma City	47	19	.712	-	26-7	21-12	6-4	Lost 1
Denver	38	28	.576	9	20-13	18-15	8-2	Won 4
Utah	36	30	.545	11	25-8	11-22	7-3	Won 5
Portland	28	38	.424	19	20-13	8-25	1-9	Lost 7
Minnesota	26	40	.394	21	13-20	13-20	1-9	Lost 2
PACIFIC DIVISION	W	L	PCT	GB	HOME	ROAD	LAST-10	STREAK
L.A. Lakers	41	25	.621	-	26-7	15-18	6-4	Lost 1
L.A. Clippers	40	26	.606	1	24-9	16-17	6-4	Lost 2
Phoenix	33	33	.500	8	19-14	14-19	4-6	Lost 3
Golden State	23	43	.348	18	12-21	11-22	1-9	Lost 2
Sacramento	22	44	.333	19	16-17	6-27	3-7	Won 1

### HEAD-TO-HEAD WIN GRID

	ATL	BOS	CHA	CHI	CLE	DAL	DEN	DET	GS	HOU	IND	LAC	LAL	MIA	MIL	MIN	NJ	NO	NY	OKC	ORL	PHI	PHO	POR	SAC	SAS	TOR	UTA	WAS	WV	L	PCT	GB	LAST-10	STREAK			
ATLANTIC DIVISION																																						
BOS	2	-	3	1	2	0	0	1	1	1	1	2	1	1	3	3	1	3	0	2	0	1	1	0	1	0	1	0	2	1	1	3	29	57	591	3	7-3	Won 2
CHA	2	2	-	3	1	2	0	0	3	0	0	1	1	0	0	2	1	1	2	0	1	1	2	2	0	1	1	2	0	2	1	3	36	30	545	3	7-3	Lost 1
CHI	2	2	3	-	1	3	0	0	3	2	0	2	1	0	0	2	0	0	1	1	1	1	1	0	1	0	1	2	0	2	1	3	35	31	530	4	6-4	Lost 1
CLE	2	2	3	1	-	1	1	1	1	1	1	0	0	0	0	2	0	0	1	2	1	2	0	1	1	0	1	2	0	-	1	2	23	43	540	16	3-7	Won 1
DAL	2	2	3	1	0	-	0	0	0	0	0	1	1	0	0	0	0	0	1	2	1	0	0	1	0	1	0	0	2	0	2	22	44	333	17	3-7	Lost 6	
DEN	2	2	3	1	2	1	-	1	2	0	1	1	1	0	0	1	1	1	0	0	0	2	1	1	0	1	0	0	2	0	2	22	44	333	17	3-7	Lost 6	
CENTRAL DIVISION																																						
MIA	3	3	3	-	3	1	0	4	0	0	2	1	1	1	2	4	1	2	2	3	0	2	2	1	0	2	1	3	1	3	2	50	16	759	-	7-3	Won 3	
MIL	1	2	3	1	3	0	0	2	2	1	-	1	1	0	1	3	2	3	3	0	1	2	0	1	0	0	3	1	3	1	3	32	42	636	8	6-2	Lost 1	
IND	1	2	3	1	3	0	0	3	1	1	0	1	0	1	0	2	-	1	3	0	2	0	1	0	2	0	1	3	0	3	31	35	470	19	3-7	Lost 2		
LAL	1	2	4	0	2	0	0	-	0	1	0	1	0	1	0	0	1	0	1	0	2	1	0	1	2	0	1	2	0	2	25	41	379	25	4-4	Won 1		
CLE	0	1	3	0	-	1	1	2	0	1	1	1	0	0	0	1	0	2	0	2	1	0	1	0	1	0	1	0	1	1	21	45	318	29	2-6	Lost 4		
SOUTHEAST DIVISION																																						
MIA	3	1	3	2	3	2	0	3	0	1	3	0	1	0	-	1	1	3	1	3	1	2	4	1	1	1	1	3	0	1	46	20	667	-	6-4	Lost 2		
ORL	-	-	1	4	1	3	1	0	3	0	0	2	1	0	1	2	4	1	1	1	3	0	1	1	1	1	1	0	3	1	3	40	26	606	6	7-3	Won 2	
ATL	0	-	4	3	1	3	0	1	1	1	0	3	0	1	0	2	4	1	3	0	1	1	1	1	1	1	1	0	3	0	3	37	29	561	9	4-6	Lost 1	
WAS	0	0	4	1	2	0	0	0	1	0	0	0	0	1	0	2	1	0	1	1	1	1	0	1	0	0	2	0	0	-	20	48	303	26	6-4	Lost 2		
PHI	0	-	-	0	0	0	0	0	1	0	0	0	0	0	1	0	0	1	1	1	0	0	0	0	0	0	2	0	0	1	7	59	196	39	0-0	Lost 23		
SOUTHWEST DIVISION																																						
SAC	1	1	1	0	2	2	2	1	3	2	1	2	2	4	0	0	1	1	4	1	2	2	2	4	2	2	-	1	3	1	50	16	759	-	10-0	Won 10		
MIN	1	1	1	0	1	2	3	2	4	2	1	1	2	4	1	1	4	1	1	1	1	1	1	1	1	1	1	1	1	1	1	1	1	1	1	1	1	
DAL	0	2	1	0	0	-	1	3	0	1	0	1	0	0	0	1	4	0	2	1	1	1	1	1	2	2	2	1	1	1	1	1	1	1	1	1	1	
HOU	1	0	2	1	0	0	0	1	1	2	0	0	0	0	0	0	1	0	0	0	1	1	1	1	1	1	1	1	1	1	1	1	1	1	1	1	1	
NO	0	1	1	0	1	0	1	1	2	0	2	1	0	1	0	1	2	1	1	2	1	0	1	2	3	2	2	1	1	0	2	21	45	318	29	6-4	Lost 1	
NORTHEAST DIVISION																																						
OKC	2	1	1	1	0	3	2	1	3	2	0	1	2	3	1	1	3	3	1	-	2	1	3	3	3	1	1	1	2	0	47	19	712	-	6-2	Lost 4		
DEN	0	1	1	0	1	1	-	1	1	3	1	1	0	1	0	1	2	3	1	2	1	1	3	1	3	1	1	1	1	1	1	38	28	578	9	8-4	Won 1	
POR	0	0	1	0	2	1	2	0	3	2	0	1	2	2	1	1	2	2	1	0	1	1	1	1	4	2	1	0	-	1	36	30	545	11	7-3	Won 5		
UTA	0	0	1	1	1	1	2	0	3	0	0	1	1	2	0	1	4	0	1	1	1	1	1	1	1	1	1	1	1	1	28	48	344	19	1-9	Lost 1		
MIN	0	0	2	0	0	2	1	2	1	3	0	3	0	0	0	0	1	1	0	0	1	1	1	2	2	2	0	1	1	26	40	354	21	1-9	Lost 2			
PACIFIC DIVISION																																						
LAL	1	2	1	0	1	4	3	0	0	0	2	-	2	1	1	0	4	1	3	1	1	0	0	2	2	1	1	1	1	2	0	41	25	621	-	6-4	Lost 1	
LAC	1	1	0	1	0	0	2	3	1	2	1	3	0	1	1	1	1	1	2	0	3	1	0	1	1	1	1	1	2	0	40	26	606	6	7-3	Won 1		
PHO	1	1	0	1	1	0	1	1	1	2	1	1	0	0	2	2	2	1	1	0	1	1	1	1	1	1	1	1	1	1	33	33	500	10	6-4	Lost 1		
SAC	0	1	1	0	0	1	1	0	0	0	0	2	0	0	0	0	0	0	1	1	1	1	1	1	1	1	1	1	1	1	34	34	502	10	6-4	Lost 1		
OKC	1	1	1	0	0	0	0	0	1	0	0	1	0	1	1	1	2	0	3	0	1	0	0	2	2	-	1	1	2	1	22	44	333	19	3-7	Won 3		

## 2011-12 LEAGUE LEADERS



SCORING AVERAGE	G	FG	FT	PTS	AVG	FIELD GOAL PCT.	FG	FGA	PCT
Durant, OKC.	66	643	431	1850	28.0	Chandler, N.Y.	241	355	.679
Bryant, LA-L	58	574	381	1616	27.9	Howard, Ori.	416	726	.573
James, Mia.	62	621	387	1683	27.1	Pekovic, Min.	256	454	.564
Love, Min.	55	474	379	1432	26.0	Bynum, LA-L	444	796	.558
Westbrook, OKC.	66	578	340	1558	23.6	McGee, Was.-Den.	307	552	.556
Anthony, N.Y.	55	441	295	1245	22.6	Gortat, Pho.	427	769	.555
Aldridge, Por.	55	483	223	1191	21.7	Griffin, LA-C	561	1022	.549
Nowitzki, Dal.	62	473	318	1342	21.6	Ibaka, OKC.	262	490	.535
D. Williams, N.J.	55	391	257	1154	21.0	Blair, S.A.	269	504	.534
Griffin, LA-C	66	561	244	1368	20.7	Boozer, Chi.	448	842	.532
Ellis, G.S.-Mil.	58	450	219	1181	20.4				
Lee, G.S.	57	464	219	1147	20.1	3-PT FIELD GOAL	3FG	3GA	PCT
Paul, LA-C	60	425	260	1189	19.8	Novak, N.Y.	133	282	.472
Pierce, Bos.	61	394	293	1181	19.4	Ilyasova, Mil.	51	112	.455
Jefferson, Utah	61	516	137	1170	19.2	Curry, G.S.	55	121	.455
Jennings, Mil.	66	469	193	1260	19.1	Allen, Bos.	106	234	.453
Gay, Mem.	65	485	208	1232	19.0	Miller, Mia.	53	117	.453
J. Johnson, Atl.	60	423	158	1129	18.8	Rush, G.S.	99	219	.452
Smith, Atl.	66	504	203	1239	18.8	Green, Atl.	50	113	.442
Bynum, LA-L	60	444	234	1123	18.7	Farmer, N.J.	55	125	.440
						Green, S.A.	102	234	.436
						Korver, Chi.	118	271	.435
REBOUNDS PER GAME	G	OFF	DEF	TOT	AVG	FREE THROW PCT.	FT	FTA	PCT
Howard, Ori.	54	200	585	785	14.5	Crawford, Por.	191	206	.927
Love, Min.	55	226	508	734	13.3	Redick, Ori.	143	157	.911
Bynum, LA-L	60	192	517	709	11.8	Nowitzki, Dal.	318	355	.896
Cousins, Sac.	64	265	438	703	11.0	Nash, Pho.	127	142	.894
Humphries, N.J.	62	233	448	681	11.0	Martin, Hou.	160	179	.894
Griffin, LA-C	66	218	499	717	10.9	Ridnour, Min.	106	119	.891
Gasol, LA-L	65	183	495	678	10.4	Anderson, Ori.	150	171	.877
Gortat, Pho.	66	185	474	659	10.0	Augustin, Cha.	105	120	.875
Chandler, N.Y.	62	212	400	612	9.9	Granger, Ind.	254	291	.873
Noah, Chi.	64	242	387	629	9.8	Bargnani, Tor.	151	173	.873
Monroe, Det.	66	239	398	637	9.7				
Jefferson, Utah	61	133	452	585	9.6				
Smith, Atl.	66	136	496	632	9.6				
Lee, G.S.	57	171	374	545	9.6	STEALS PER GAME	G	STL	AVG
Camby, Por.-Hou.	59	157	373	530	9.0	Paul, LA-C	60	152	2.53
Duncan, S.A.	58	110	410	520	9.0	Conley, Mem.	62	136	2.19
Gasol, Mem.	65	120	459	579	8.9	James, Mia.	62	115	1.85
Ilyasova, Mil.	60	196	333	529	8.8	Millsap, Utah	64	118	1.84
Hibbert, Ind.	65	213	359	572	8.8	Allen, Mem.	58	104	1.79
Millsap, Utah	64	180	383	563	8.8	Iguodala, Phi.	62	107	1.73
						Shumpert, N.Y.	59	101	1.71
ASSISTS PER GAME	G	AST	AVG			Westbrook, OKC.	66	112	1.70
Rondo, Bos.	53	620	11.7			George, Ind.	66	108	1.64
Nash, Pho.	62	664	10.7			Teague, Atl.	66	106	1.61
Paul, LA-C	60	543	9.1						
Calderon, Tor.	53	468	8.8			BLOCKS PER GAME	G	BLK	AVG
D. Williams, N.J.	55	481	8.7			Ibaka, OKC.	66	241	3.65
Rubio, Min.	41	336	8.2			McGee, Was.-Den.	61	132	2.16
Wall, Was.	66	530	8.0			Howard, Ori.	54	116	2.15
Parker, S.A.	60	463	7.7			Jordan, LA-C	66	134	2.03
Miller, Den.	66	441	6.7			Hibbert, Ind.	65	128	1.97
Lawson, Den.	61	401	6.6			Bynum, LA-L	60	116	1.93
Conley, Mem.	62	404	6.5			Gasol, Mem.	65	121	1.86
Felton, Por.	60	390	6.5			Blyombo, Cha.	63	115	1.83
James, Mia.	62	387	6.2			Smith, Atl.	66	115	1.74
Ellis, G.S.-Mil.	58	346	6.0			Dalembert, Hou.	65	111	1.71
Nelson, Ori.	57	325	5.7						
Sessions, Cle.-LA-L	64	354	5.5			MINUTES PER GAME	G	MIN	AVG
Jennings, Mil.	66	365	5.5			Deng, Chi.	54	2129	39.4
Westbrook, OKC.	66	362	5.5			Love, Min.	55	2145	39.0
Iguodala, Phi.	62	339	5.5			Durant, OKC.	66	2546	38.6
Vasquez, N.O.	66	359	5.4			Bryant, LA-L	58	2232	38.5
						Howard, Ori.	54	2070	38.3
						James, Mia.	62	2326	37.5
						Gasol, LA-L	65	2430	37.4
						Gay, Mem.	65	2422	37.3
						Lee, G.S.	57	2121	37.2
						Rondo, Bos.	53	1957	36.9





## OFFENSIVE DEFENSIVE STATS

### TEAMS' STATISTICS

TEAM	G	FIELD GOALS			3-PT FGS			FREE THROWS			REBOUNDS			MISCELLANEOUS			SCORING		
		MADE	ATT	PCT.	MADE	ATT	PCT.	MADE	ATT	PCT.	OFF.	DEF.	TOT.	AST	PF	DT	PTS	AVG.	BLK
Atl.	66	2572	5404	476	435	1311	332	1293	1760	735	738	2105	2843	1581	1297	2	540	1015	300
Atl. Bos.	66	2611	5463	478	552	1405	393	1067	1427	748	683	2153	2836	1528	1143	1	490	895	293
O.K.C.	66	2462	5229	471	472	1317	358	1406	1744	806	726	2157	2883	1624	1352	3	498	1079	599
Chi.	66	2489	5443	456	472	1261	343	1095	1391	757	717	2055	2752	1439	1241	1	431	927	282
Minw.	66	2502	5652	443	436	1265	345	1095	1415	774	820	1983	2803	1550	1273	10	548	925	335
Sac.	66	2490	5712	436	411	1301	316	1127	1532	736	882	1947	2829	1271	1287	12	561	959	323
Miami	66	2446	5122	469	370	1030	359	1238	1598	775	686	2060	2746	1317	1282	3	585	1002	355
Phoe.	66	2489	5443	456	472	1261	343	1095	1391	757	717	2055	2752	1439	1241	1	431	927	282
Hou.	66	2448	5543	449	478	1330	359	1018	1301	782	769	2104	2783	1404	1347	6	496	955	319
N.Y.	66	2355	5434	433	473	1242	332	1281	1662	771	797	2089	2886	1290	1212	5	436	1001	323
Minw.	66	2355	5434	433	473	1242	332	1281	1662	771	797	2089	2886	1290	1212	5	436	1001	323
G.S.	66	2489	5443	456	472	1261	343	1095	1391	757	717	2055	2752	1439	1241	1	431	927	282
Ind.	66	2354	5375	438	392	1064	388	1349	1724	882	826	2070	2896	1228	1430	5	523	925	357
L.A.-C	66	2439	5366	455	514	1351	367	1046	1538	680	800	1943	2743	1385	1399	7	556	879	315
L.A.-L	66	2429	5319	457	362	1112	326	1202	1589	756	799	2251	3050	1485	1109	5	526	927	351
Port.	66	2302	5417	443	478	1382	346	1133	1423	796	735	1949	2884	1349	1251	4	526	925	322
All.	66	2429	5348	454	492	1330	370	1025	1385	740	652	2066	2718	1481	1178	8	530	921	303
Chi.	66	2467	5462	452	419	1117	375	1006	1394	722	915	2165	3080	1527	1139	5	456	923	388
Dall.	66	2398	5412	443	497	1464	339	1029	1334	771	665	2157	2822	1380	1226	2	565	926	337
Miam.	66	2425	5422	447	277	849	326	1142	1504	758	631	1957	2775	1290	1316	7	631	955	345
Phoe.	66	2425	5422	447	670	1785	373	985	1508	680	742	2060	2802	1321	1188	5	451	984	275
Wash.	66	2414	5475	441	344	1075	320	1008	1386	727	775	2175	2750	1262	1405	4	527	1008	417
N.J.	66	2471	5516	448	349	963	362	889	1198	742	704	2144	2848	1453	1157	7	426	738	340
P.H.	66	2262	5320	425	507	1491	342	1113	1433	771	763	1879	2662	1411	1268	4	526	935	260
Chi.	66	2421	5422	447	670	1785	373	985	1508	680	742	2060	2802	1321	1188	5	451	984	275
Bos.	66	2341	5086	460	363	988	367	1017	1308	778	509	2051	2660	1557	1315	9	498	979	362
Det.	66	2291	5232	438	317	916	346	1098	1461	752	733	1882	2657	1232	1293	7	460	1033	278
N.Y.	66	2268	5103	440	365	1075	340	1085	1410	770	697	2074	2771	1382	1532	12	429	1001	321
N.Q.	66	2303	5123	453	392	1075	340	1085	1410	770	697	2074	2771	1382	1532	12	429	1001	321
Cha.	66	2169	5103	414	262	892	295	1090	1462	746	677	1894	2571	1326	1249	5	397	957	361

### OPPONENTS' STATISTICS

TEAM	G	FIELD GOALS			3-PT FGS			FREE THROWS			REBOUNDS			MISCELLANEOUS			SCORING		
		MADE	ATT	PCT.	MADE	ATT	PCT.	MADE	ATT	PCT.	OFF.	DEF.	TOT.	AST	PF	DT	PTS	AVG.	BLK
Atl.	2284	5420	421	305	939	325	946	1279	740	750	1889	2639	1245	1166	3	490	876	343	58.9
Bos.	2267	5262	419	344	1117	308	1138	1498	760	781	2070	2851	1233	1217	7	515	1035	304	58.9
Chi.	2263	5327	440	371	1138	363	1056	1457	725	727	1897	2624	1297	1356	9	549	1107	280	58.9
Miam.	2278	5132	444	417	1209	345	1163	1522	764	729	1954	2683	1274	1275	8	518	1130	363	58.9
Atl.	2380	5366	444	391	1137	344	997	1324	753	712	2079	2791	1354	1263	11	494	999	313	58.9
Phoe.	2372	5287	440	414	1192	347	1005	1302	762	737	2061	2738	1300	1308	9	495	967	273	58.9
N.O.	2305	5188	444	425	1342	371	1129	1487	759	731	1910	2641	1379	1235	4	523	915	380	58.9
Tor.	2234	5130	435	401	1224	328	1335	1795	744	677	1997	2674	1327	1214	7	478	870	322	58.9
Ind.	2305	5304	435	442	1259	351	1179	1617	729	794	1998	2732	1292	1428	8	433	985	398	58.9
N.Y.	2316	5278	443	444	1192	347	1005	1302	762	737	2061	2738	1300	1308	9	495	967	273	58.9
Dall.	2347	5390	435	473	1368	346	1092	1456	750	725	2173	2898	1351	1213	3	561	971	265	58.9
L.A.-C	2279	5098	447	460	1261	365	1251	1678	746	712	1914	2626	1368	1401	8	396	966	296	58.9
Det.	2378	5147	462	395	1114	355	1162	1518	765	703	1985	2688	1445	1283	3	563	959	348	58.9
N.J.	2492	5243	443	444	1142	366	1115	1606	736	717	2045	2762	1248	1437	9	536	1125	334	58.9
Sac.	2512	5060	452	412	1166	353	932	1233	756	680	2039	2791	1291	1244	3	489	906	330	58.9
O.K.C.	2405	5629	427	421	1231	342	1167	1519	768	835	1889	2724	1312	1322	6	542	937	321	58.9
Tor.	2476	5349	463	442	1217	363	1062	1421	747	730	2062	2792	1392	1306	9	499	982	310	58.9
Hou.	2474	5342	463	440	1216	360	1062	1421	747	730	2062	2792	1392	1306	9	499	982	310	58.9
Wash.	2422	5355	456	426	1216	350	1062	1421	747	730	2062	2792	1392	1306	9	499	982	310	58.9
Phoe.	2605	5510	455	398	1131	352	1100	1444	762	802	2064	2866	1416	1293	3	526	929	288	58.9
Miam.	2449	5451	449	438	1247	361	1181	1535	769	813	2138	2951	1433	1278	5	499	1049	297	58.9
N.J.	2403	5243	428	426	1226	340	1062	1421	747	730	2062	2792	1392	1306	9	499	982	310	58.9
N.Y.	2501	5294	472	431	1151	374	1106	1494	740	780	2032	2812	1539	1274	9	525	943	330	58.9
Minw.	2572	5656	455	406	1195	340	1059	1402	755	771	2096	2867	1422	1435	9	549	875	377	58.9
Clev.	2536	5431	467	448	1236	362	1095	1464	748	752	2073	2825	1527	1381	9	524	917	409	58.9
Phoe.	2568	5411	475	440	1242	369	1115	1486	750	778	2131	2911	1537	1341	9	580	987	348	58.9
G.S.	2461	5431	453	468	1281	365	1288	1727	747	869	2157	3026	1527	1095	2	499	978	328	58.9
Det.	2541	5669	456	571	1489	383	1029	1356	759	730	1928	2658	1528	1452	9	524	1028	439	58.9
Sac.	2668	5609	476	439	1236	355	1168	1468	762	815	2154	2969	1571	1313	8	518	1014	423	58.9

AVG	2407	5374	448	423	1213	349	1116	1482	752	750	2033	2784	1384	1291	6	507	962	336	6353
TOTAL	72218	161225	---	12693	36395	---	33465	44472	---	22512	61001	83513	41533	38744	184	15200	26860	10086	190594

### MISCELLANEOUS TEAM STATISTICS

POINTS	FIELD GOAL		TURNOVERS		REBOUND		BELOW		OVERTIME	3 PTS.	10 PTS.	10 PTS.			
	OWN	OPP.	PERCENTAGE	OPP.	PERCENTAGE	OWN	OPP.	PERCENTAGE					GAMES	OR LESS	OR MORE
TEAM	OWN	OPP.	OWN	OPP.	OWN	OPP.	OWN	OPP.	OWN	OPP.	W	L	W	L	
Atlanta	96.8	93.2	454	444	14.0	15.1	238	743	491	35	54	5	3	6	8
Boston	91.8	89.3	460	419	14.8	15.7	197	729	461	57	3	1	6	5	19
Charlotte	87.0	100.9	414	475	14.5	13.5	236	709	472	59	27	0	2	2	4
Chicago	96.3	93.2	452	421	14.0	13.3	326	743	535*	44	53	3	1	5	2
Cleveland	93.0	100.2	422	467	15.4	13.9	289	722	505	49	35	0	3	3	9
Dallas	94.6	94.8	443	439	14.9	15.3	234	735	493	43	48	3	1	6	15
Denver	104.1	101.2	476	456	15.4	15.6	277	743	510	27	26	5	2	6	6
Detroit	90.9	95.7	438	462	15.5	14.5	281	728	504	52	42	2	3	7	4
Golden State	97.2	97.1	457	452	15.2	14.8	229	731	488	37	48	1	2	5	16
Houston	98.1	97.9	449	456	14.5	14.7	275	734	505	41	34	3	6	8	5
Indiana	97.7	94.4	438	435	14.0	14.9	292	723	508	35	49	4	2	4	3
L.A. Clippers	97.5	97.2	458	447	15.3	14.6	286	732	513	37	44	1	2	4	3
L.A. Lakers	97.3	95.9	457	437	15.1	11.3	297	748	503	44	40	6	1	1	10
Memphis	95.0	93.0	447	444	14.5	17.1*	288	727	513	46	54	1	2	4	6
Miami	98.5	92.5	469	434	15.2	16.8	266	739	502	37	50	2	4	4	2
Milwaukee	98.0	95.7	449	443	14.5	14.9	277	749	493	33	43	3	3	6	8
Minnesota	97.9	100.1	433	455	15.2	13.3	275	730	503	38	35	0	3	7	7
New Jersey	93.1	99.1	425	472	15.1	14.3	276	707	492	49	30	2	0	6	2
New Orleans	89.6	93.4	445	451	15.5	13.9	251	741	513	57	37	1	2	3	5
New York	97.8	94.7	443	442	16.0	17.0	266	737	502	36	45	1	2	7	3
Oklahoma City	103.1	96.9	471	427	16.3	14.2	278	721	499	24	42	3	1	5	4
Orlando	94.4	93.4	441	448	14.9	13.1	265	753	510	36	48	4	4	8	16
Philadelphia	93.5	89.4	448	427	11.2*	13.9	244	752	498	46	44	1	2	1	4
Phoenix	98.4	98.6	458	455	14.1	14.1	258	717	488	41	31	0	0	8	5
Portland	97.2	97.8	443	463	14.2	14.9	263	728	495	43	38	1	3	3	11
Sacramento	97.4	97.6	436	476	15.4	17.4	291	756	514	36	26	1	4	4	24
San Antonio	103.7	96.5	478	452	13.6	13.7	251	760*	495	24	39	1	1	5	4
Toronto	90.7	94.0	440	435	15.2	13.2	259	754	506	52	47	2	2	1	7
Utah	94.6	94.3	456	433	14.2	14.7	302	738	493	33	43	1	3	4	12
Washington	93.6	98.4	441	453	15.3	15.2	273	709	491	48	30	1	0	6	5





## 2011-12 AWARD WINNERS

NBA Most Valuable Player Award presented by Kia Motors	LeBron James, Miami Heat
NBA Defensive Player of the Year Award presented by Kia Motors	Tyson Chandler, New York Knicks
NBA Coach of the Year	Gregg Popovich, San Antonio Spurs
T-Mobile NBA Rookie of the Year	Kyrie Irving, Cleveland Cavaliers
<b>NBA Sixth Man Award presented by Kia Motors</b>	<b>James Harden, Oklahoma City Thunder</b>
NBA Most Improved Player Award presented by Kia Motors	Ryan Anderson, Orlando Magic
J. Walter Kennedy Citizenship Award	Pau Gasol, Los Angeles Lakers
NBA Sportsmanship Award	Jason Kidd, Dallas Mavericks
NBA Executive of the Year	Larry Bird, Indiana Pacers
<b>NBA All-Star Game Most Valuable Player</b>	<b>Kevin Durant, Oklahoma City Thunder</b>
Bill Russell NBA Finals Most Valuable Player Award	LeBron James, Miami Heat

### 2011-12 ALL-NBA TEAMS

First Team votes in parentheses.

FIRST TEAM			SECOND TEAM			THIRD TEAM		
Pos.	Player	Pts.	Pos.	Player	Pts.	Pos.	Player	Pts.
F	LeBron James, Miami Heat (118)	595	F	Kevin Love, Minnesota Timberwolves (16)	365	F	Carmelo Anthony, New York Knicks (1)	154
F	Kevin Durant, Oklahoma City Thunder (117)	492	F	Blake Griffin, Los Angeles Clippers	170	F	Dirk Nowitzki, Dallas Mavericks	136
C	Dwight Howard, Orlando Magic (75)	593	C	Andrew Bynum, Los Angeles Lakers (33)	400	C	Tyson Chandler, New York Knicks (4)	60
G	Kobe Bryant, Los Angeles Lakers (104)	551	G	Tony Parker (41)	367	G	Dwyane Wade (1)	235
G	Chris Paul, Los Angeles Clippers (74)	593	G	Russell Westbrook, Oklahoma City Thunder(5)	239	G	Rajon Rondo (4)	142

### 2011-12 NBA ALL-DEFENSIVE TEAM

First Team votes in parentheses.

FIRST TEAM			SECOND TEAM		
Pos.	Player	Pts.	Pos.	Player	Pts.
F	LeBron James, Miami Heat (24)	53	F	Kevin Garnett, Boston Celtics (8)	26
F	Serge Ibaka, Oklahoma City Thunder (20)	47	F	Luol Deng, Chicago Bulls (6)	20
C	Dwight Howard, Orlando Magic (16)	41	C	Tyson Chandler, New York Knicks (13)	36
G	Chris Paul, Los Angeles Clippers (13)	35	G	Rajon Rondo, Boston Celtics (9)	29
G	Tony Allen, Memphis Grizzlies (13)	33	G	Kobe Bryant, Los Angeles Lakers (7)	17

### 2011-12 T-MOBILE NBA ALL-ROOKIE TEAM

First Team votes in parentheses. Chosen without regard to position.

FIRST TEAM		SECOND TEAM	
Player	Pts.	Player	Pts.
Kyrie Irving, Cleveland Cavaliers (29)	58	Chandler Parsons, Houston Rockets (10)	33
Ricky Rubio, Minnesota Timberwolves (21)	49	Isaiah Thomas, Sacramento Kings (5)	27
Kenneth Faried, Denver Nuggets (19)	46	MarShon Brooks, New Jersey Nets (3)	18
Klay Thompson, Golden State Warriors (16)	43	Derrick Williams, Minnesota Timberwolves (2)	16
Iman Shumpert, New York Knicks (15)	40	Tristan Thompson, Cleveland Cavaliers (2)	16
Kawhi Leonard, San Antonio Spurs (14)	40		
Brandon Knight, Detroit Pistons (13)	40		

### 2011-12 MONTHLY AWARD WINNERS

PLAYERS OF THE MONTH		COACHES OF THE MONTH	
Dec./Jan.:	LeBron James, Miami Heat (Eastern) Kobe Bryant, Los Angeles Lakers (Western)	Dec./Jan.:	Tom Thibodeau (Eastern) Scott Brooks, Oklahoma City Thunder (Western)
February:	LeBron James/Dwyane Wade, Miami Heat (Eastern) <b>Kevin Durant, Oklahoma City Thunder (Western)</b>	February:	Erik Spoelstra, Miami Heat (Eastern) Gregg Popovich, San Antonio Spurs (Western)
March:	Paul Pierce, Boston Celtics (Eastern) <b>Kevin Durant, Oklahoma City Thunder (Western)</b>	March:	Tom Thibodeau, Chicago Bulls (Eastern) Gregg Popovich, San Antonio Spurs (Western)
April:	Carmelo Anthony, New York Knicks (Eastern) Chris Paul, Los Angeles Clippers (Western)	April:	Frank Vogel, Indiana Pacers (Eastern) Lionel Hollins, Memphis Grizzlies (Western)

T-MOBILE ROOKIES OF THE MONTH		COMMUNITY ASSIST AWARD	
Dec./Jan.:	Kyrie Irving, Cleveland Cavaliers (Eastern) Ricky Rubio, Minnesota Timberwolves (Western)	February:	Wesley Matthews, Portland Trail Blazers
February:	Kyrie Irving, Cleveland Cavaliers (Eastern) Isaiah Thomas, Sacramento Kings (Western)	March:	Gerald Henderson, Charlotte Bobcats
March:	Kyrie Irving, Cleveland Cavaliers (Eastern) Isaiah Thomas, Sacramento Kings (Western)	April:	Rudy Gay, Memphis Grizzlies
April:	Ivan Johnson, Atlanta Hawks (Eastern) Kenneth Faried, Denver Nuggets (Western)	May:	Pau Gasol, Los Angeles Lakers

## 2012 NBA PLAYOFFS



### EASTERN CONFERENCE FIRST ROUND

#### CHICAGO VS. PHILADELPHIA

(Sixers win 4-2)

Apr. 28	Phi. 91 at Chi. 103
May 1	Phi. 109 at Chi. 92
May 4	Chi. 74 at Phi. 79
May 6	Chi. 82 at Phi. 89
May 8	Phi. 69 at Chi. 77
May 10	Chi. 78 at Phi. 79

#### MIAMI VS. NEW YORK

(Heat win 4-1)

Apr. 29	N.Y. 67 at Mia. 100
May 2	N.Y. 94 at Mia. 104
May 5	Mia. 87 at N.Y. 70
May 7	Mia. 87 at N.Y. 89
May 9	N.Y. 94 at Mia. 106

#### INDIANA VS. ORLANDO

(Pacers win 4-1)

Apr. 28	Orl. 81 at Ind. 77
Apr. 30	Orl. 78 at Ind. 93
May 2	Ind. 97 at Orl. 74
May 5	Ind. 101 at Orl. 99 (OT)
May 8	Orl. 87 at Ind. 105

#### BOSTON VS. ATLANTA

(Celtics win 4-2)

Apr. 29	Bos. 74 at Atl. 83
May 1	Bos. 87 at Atl. 80
May 4	Atl. 84 at Bos. 90
May 6	Atl. 79 at Bos. 101
May 8	Bos. 86 at Atl. 87
May 10	Atl. 80 at Bos. 83

### EASTERN CONFERENCE SEMIFINALS

#### MIAMI VS. INDIANA

(Heat win 4-2)

May 13	Ind. 86 at Mia. 95
May 15	Ind. 78 at Mia. 75
May 17	Mia. 75 at Ind. 94
May 20	Mia. 101 at Ind. 93
May 22	Ind. 83 at Mia. 115
May 24	Mia. 105 at Ind. 93

#### BOSTON VS. PHILADELPHIA

(Celtics win 4-3)

May 12	Phi. 91 at Bos. 92
May 14	Phi. 82 at Bos. 81
May 16	Bos. 107 at Phi. 91
May 18	Bos. 83 at Phi. 92
May 21	Phi. 85 at Bos. 101
May 23	Bos. 75 at Phi. 82
May 26	Phi. 75 at Bos. 85

### EASTERN CONFERENCE FINALS

#### MIAMI VS. BOSTON

(Heat win 4-3)

May 28	Bos. 79 at Mia. 93
May 30	Bos. 111 at Mia. 115 (OT)
June 1	Mia. 91 at Bos. 101
June 3	Mia. 91 at Bos. 93
June 5	Bos. 94 at Mia. 90
June 7	Mia. 98 at Bos. 79
June 9	Bos. 88 at Mia. 101

### WESTERN CONFERENCE FIRST ROUND

#### SAN ANTONIO VS. UTAH

(Spurs win 4-0)

Apr. 29	Utah 91 at S.A. 106
May 2	Utah 83 at S.A. 114
May 5	S.A. 102 at Utah 90
May 7	S.A. 87 at Utah 81

#### OKLAHOMA CITY VS. DALLAS

(Thunder win 4-0)

Apr. 28	Dal. 98 at OkC. 99
Apr. 30	Dal. 99 at OkC. 102
May 3	OkC. 95 at Dal. 79
May 5	OkC. 103 at Dal. 97

#### LOS ANGELES LAKERS VS. DENVER

(Lakers win 4-3)

Apr. 29	Den. 88 at LA-L. 103
May 1	Den. 100 at LA-L. 104
May 4	LA-L. 84 at Den. 99
May 6	LA-L. 92 at Den. 88
May 8	Den. 102 at LA-L. 99
May 10	LA-L. 96 at Den. 113
May 12	Den. 87 at LA-L. 96

#### MEMPHIS VS. LOS ANGELES CLIPPERS

(Clippers win 4-3)

Apr. 29	LA-C 99 at Mem. 98
May 2	LA-C 88 at Mem. 105
May 5	Mem. 96 at LA-C 87
May 7	Mem. 97 at LA-C 101 (OT)
May 9	LA-C 80 at Mem. 92
May 11	Mem. 90 at LA-C 88
May 13	LA-C 82 at Mem. 72

### WESTERN CONFERENCE SEMIFINALS

#### SAN ANTONIO VS. LOS ANGELES CLIPPERS

(Spurs win 4-0)

May 15	LA-C 91 at S.A. 108
May 17	LA-C 88 at S.A. 105
May 19	S.A. 96 at LA-C 86
May 20	S.A. 102 at LA-C 99

#### OKLAHOMA CITY VS. LOS ANGELES LAKERS

(Thunder win 4-1)

May 14	LA-L. 90 at OkC. 119
May 16	LA-L. 75 at OkC. 77
May 18	OkC. 96 at LA-L. 99
May 19	OkC. 103 at LA-L. 100
May 21	LA-L. 90 at OkC. 106

### WESTERN CONFERENCE FINALS

#### SAN ANTONIO VS. OKLAHOMA CITY

(Thunder win 4-2)

May 27	OkC. 98 at S.A. 101
May 29	OkC. 111 at S.A. 120
May 31	S.A. 82 at OkC. 102
June 2	S.A. 103 at OkC. 109
June 4	OkC. 108 at S.A. 103
June 6	S.A. 99 at OkC. 107

### 2012 NBA FINALS

#### OKLAHOMA CITY VS. MIAMI

(Heat win 4-1)

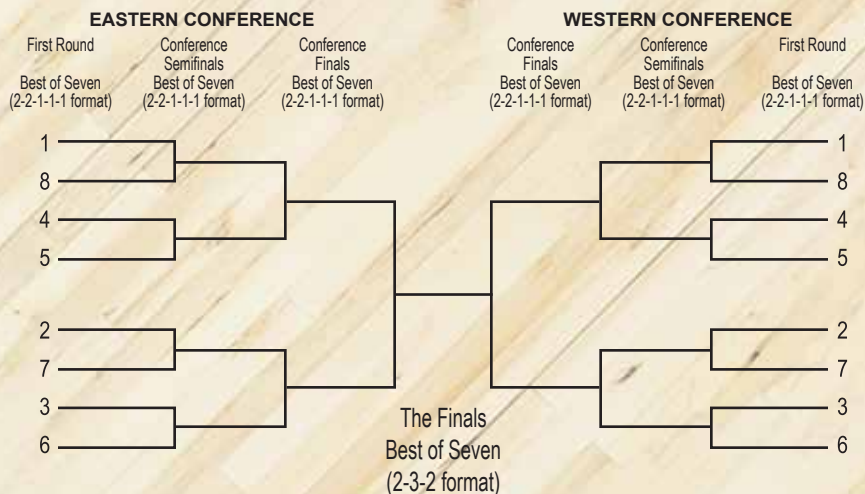
June 12	Mia. 94 at OkC. 105
June 14	Mia. 100 at OkC. 96
June 17	OkC. 85 at Mia. 91
June 19	OkC. 98 at Mia. 104
June 21	OkC. 106 at Mia. 121





## NBA PLAYOFF STRUCTURE/ATTENDANCE

### 2013 NBA PLAYOFF STRUCTURE



Eight teams from each conference qualify for the NBA Playoffs. The three division winners and the team with the next-best record from each conference will receive the top four seeds and will be ranked Nos. 1-4 according to their regular-season records. The remaining four teams in each conference will be seeded 5-8 according to their won-lost records. In each round of the playoffs, the team with the better regular-season won-lost record gets the home-court advantage.

All rounds of the playoffs are a best-of-seven series. Each best-of-seven series will play 2-2-1-1-1 format except for the NBA Finals, which is a 2-3-2 format.

### 2011-12 FINAL REGULAR SEASON ATTENDANCE

TEAM	HOME ATTENDANCE			ROAD ATTENDANCE		
	G	ATT	AVG	G	ATT	AVG
Atlanta Hawks	33	501,593	15,200	33	555,071	16,820
Boston Celtics	33	614,592	18,624	33	603,533	18,289
Charlotte Bobcats	33	486,984	14,757	33	545,638	16,534
Chicago Bulls	33	731,326	22,161	33	593,639	17,989
Cleveland Cavaliers	33	525,577	15,927	33	551,860	16,723
Dallas Mavericks	33	671,050	20,335	33	584,524	17,713
Denver Nuggets	33	561,966	17,029	33	568,546	17,229
Detroit Pistons	33	475,638	14,413	33	539,318	16,343
Golden State Warriors	33	622,311	18,858	33	540,044	16,365
Houston Rockets	33	506,994	15,363	33	585,198	17,733
Indiana Pacers	33	467,561	14,169	33	547,701	16,597
Los Angeles Clippers	33	634,237	19,219	33	605,309	18,343
Los Angeles Lakers	33	626,901	18,997	33	628,128	19,034
Memphis Grizzlies	33	518,446	15,710	33	563,271	17,069
Miami Heat	33	657,855	19,935	33	640,193	19,400
Milwaukee Bucks	33	485,717	14,719	33	549,820	16,661
Minnesota Timberwolves	33	577,197	17,491	33	538,254	16,311
New Jersey Nets	33	460,719	13,961	33	563,677	17,081
New Orleans Hornets	33	498,618	15,110	33	551,676	16,717
New York Knickerbockers	33	652,179	19,763	33	607,438	18,407
Oklahoma City Thunder	33	600,699	18,203	33	595,053	18,032
Orlando Magic	33	623,587	18,897	33	566,326	17,161
Philadelphia 76ers	33	577,597	17,503	33	553,235	16,765
Phoenix Suns	33	514,718	15,598	33	587,617	17,807
Portland Trail Blazers	33	676,384	20,496	33	566,427	17,164
Sacramento Kings	33	478,764	14,508	33	557,893	16,906
San Antonio Spurs	33	607,095	18,397	33	560,696	16,991
Toronto Raptors	33	555,584	16,836	33	552,167	16,732
Utah Jazz	33	637,124	19,307	33	558,871	16,935
Washington Wizards	33	552,038	16,728	33	539,928	16,361
<b>TOTALS</b>	<b>990</b>	<b>17,101,051</b>	<b>17,274</b>	<b>990</b>	<b>17,101,051</b>	<b>17,274</b>
<b>TOTALS</b>	<b>1230</b>	<b>21,302,573</b>	<b>17,319</b>	<b>1230</b>	<b>21,302,573</b>	<b>17,319</b>

## NBA DIRECTORY



### NATIONAL BASKETBALL ASSOCIATION

#### NBA ENTERTAINMENT WOMEN'S NATIONAL BASKETBALL ASSOCIATION NATIONAL BASKETBALL DEVELOPMENT LEAGUE

##### NEW YORK

Olympic Tower  
645 Fifth Avenue  
New York, NY 10022  
Telephone: 212-407-8000  
Fax: 212-832-3861

##### NBA CITY

6068 Universal Boulevard  
Orlando, FL 32819  
Telephone: (407) 363-5919  
Fax: (407) 370-3178

##### NEW JERSEY

100 Plaza Drive  
Secaucus, NJ 07094  
Telephone: 201-865-1500  
Fax: 201-974-5973

### INTERNATIONAL OFFICES

#### EUROPEAN HEADQUARTERS - NBA EMEA

125 Kensington High Street  
London, W8 5SF, UK  
Tel: 011-44-20-7795-8921  
Fax: 011-44-20-7795-8901

#### MEXICO

Av. Santa Fe #94 A Tower 8th Floor.  
Col. Zedec Santa Fe.  
Mexico City, Mexico 01210  
Telephone: 011-52-55-88511146

#### FRANCE

18 rue Pasquier  
75008 Paris, France  
Tel: 011-33-1-7841-4400  
Fax: 011-33-1-7841-4327

#### CANADA

40 Bay Street, Suite 400  
Toronto, Ontario  
Canada M5J 2X2

#### ITALY

Via Dogana 3  
20123, Milano, Italy  
Tel: 011-39-02-8648-9361  
Fax: 011-39-02-809-250

#### HONG KONG

3101, The Lee Gardens  
33 Hysan Avenue  
Causeway Bay, Hong Kong  
Tel: 011-852-2843-9600  
Fax: 011-852-2536-4808

#### SPAIN

pg. Empresarial 'La Finca'  
Edif. 15A, 28223  
Pozuelo de Alarcón  
Madrid, Spain  
Tel: 011-34-91297-9700  
Fax: 011-34-91799-5999

#### TAIWAN

Suite 1303, No. 88, Section 2  
Chung Hsiao East Road  
Taipei, Taiwan ROC  
Tel: 886-2-2358-1900  
Fax: 886-2-2358-1098

#### TURKEY

Taraki Caddesi  
Bele Gerdn Stesi No8  
Zekeriyaka Sariyer  
Istanbul, Turkey  
Telephone: 011-90-530-772-7975

#### KOREA

41F Gangnam Finance Center  
737 Yeoksam-dong, Gangnam-gu  
Seoul Korea 135-984  
Tel: 822-2008-4617  
Fax: 822-2008-4618

#### AFRICA

Nelson Mandela Square, 2nd Floor  
West Tower  
Maude Street, Sandton  
Johannesburg, South Africa  
Telephone: 011-27-11-881-5980  
Fax: 011-27-0-867-26-6351

#### CHINA - BEIJING

19th Floor, Office Tower 2  
China Central Place  
No. 79 Jianguo Road  
Chaoyang District  
Beijing 100025, China  
Tel: 86-10-5200-8200  
Fax: 86-10-5200-8202

#### INDIA

Parinee Crescenzo  
1st Floor, C38 & C39  
BCK, Mumbai 51  
Telephone: 011-91-22-330-40608

#### CHINA - SHANGHAI

Unit 2703-08, 27 F  
Tower 2, Plazaz 66  
1366 Nanjing West Road  
Shanghai 200040, China  
Tel: 86-21-6137-2200  
Fax: 86-21-6288-9920









## YEAR-BY-YEAR RECORD

SEASON	HOME	ROAD	NEUTRAL	OVERALL
1967-68	9-19	7-24	7-16	23-59
1968-69	18-18	6-29	6-5	30-52
1969-70	22-14	10-26	4-6	36-46
1970-71	27-13	11-30	0-1	38-44
1971-72	28-12	18-22	1-1	47-35
1972-73	16-25	10-29	0-2	26-56
1973-74	22-19	14-27	0-0	36-46
1974-75	24-17	19-22	0-0	43-39
1975-76	31-10	12-29	0-0	43-39
1976-77	27-14	13-28	0-0	40-42
1977-78	31-10	16-25	0-0	47-35
1978-79*	31-10	21-20	0-0	52-30
1979-80	33-8	23-18	0-0	56-26
1980-81	22-19	12-29	0-0	34-48
1981-82	31-10	21-20	0-0	52-30
1982-83	29-12	19-22	0-0	48-34
1983-84	32-9	10-31	0-0	42-40
1984-85	20-21	11-30	0-0	31-51
1985-86	24-17	7-34	0-0	31-51
1986-87	25-16	14-27	0-0	39-43
1987-88	32-9	12-29	0-0	44-38
1988-89	31-10	16-25	0-0	47-35
1989-90	30-11	11-30	0-0	41-41
1990-91	28-13	13-28	0-0	41-41
1991-92	28-13	19-22	0-0	47-35
1992-93	32-8	21-19	2-0	55-27
1993-94	37-4	<b>26-15</b>	0-0	63-19
1994-95	32-9	25-16	0-0	57-25
1995-96	<b>38-3</b>	<b>26-15</b>	0-0	<b>64-18</b>
1996-97	31-10	<b>26-15</b>	0-0	57-25
1997-98	35-6	<b>26-15</b>	0-0	61-21
1998-99	17-8	8-17	0-0	25-25
1999-00	24-17	21-20	0-0	45-37
2000-01	26-15	18-23	0-0	44-38
2001-02	26-15	19-22	0-0	45-37
2002-03	25-16	15-26	0-0	40-42
2003-04	20-20	15-25	2-0	37-45
2004-05	26-15	<b>26-15</b>	0-0	52-30
2005-06	22-19	13-28	0-0	35-47
2006-07	20-21	11-30	0-0	31-51
2007-08	13-28	7-34	0-0	20-62
2008-09	15-26	8-33	0-0	23-59
2009-10	27-14	23-18	0-0	50-32
2010-11	30-11	25-16	0-0	55-27
2011-12	26-7	21-12	0-0	47-19
<b>TOTALS</b>	<b>1173-621</b>	<b>725-1070</b>	<b>22-31</b>	<b>1920-1722</b>
<b>PCT.</b>	<b>.654</b>	<b>.404</b>	<b>.415</b>	<b>.527</b>

\* Won NBA Championship

Club records in **bold**

## COACHES RECORDS



### COACHES YEAR-BY-YEAR

SEASON	COACH	WL	PCT	FINISH	PLAYOFFS PCT
1967-68	Al Bianchi	23-59	.280	5th/West	Did not qualify
1968-69	Al Bianchi	30-52	.366	6th/West	Did not qualify
1969-70	Lenny Wilkens	36-46	.439	5th/West	Did not qualify
1970-71	Lenny Wilkens	38-44	.463	4th/Pacific	Did not qualify
1971-72	Lenny Wilkens	47-35	.573	3rd/Pacific	Did not qualify
1972-73	Tom Nissalke	13-32			
	Bucky Buckwalter	13-24			
	Total	26-56	.317	4th/Pacific	Did not qualify
1973-74	Bill Russell	36-46	.439	3rd/Pacific	Did not qualify
1974-75	Bill Russell	43-39	.524	2nd/Pacific	4-5 .444
1975-76	Bill Russell	43-39	.524	2nd/Pacific	2-4 .333
1976-77	Bill Russell	40-42	.488	4th/Pacific	Did not qualify
1977-78	Bob Hopkins	5-17			
	Lenny Wilkens	42-18			
	Total	47-35	.573	3rd/Pacific	13-9 .590
1978-79	Lenny Wilkens	52-30	.634	1st/Pacific	12-5 .706
1979-80	Lenny Wilkens	56-26	.683	2nd/Pacific	7-8 .467
1980-81	Lenny Wilkens	34-48	.415	6th/Pacific	Did not qualify
1981-82	Lenny Wilkens	52-30	.634	2nd/Pacific	3-5 .375
1982-83	Lenny Wilkens	48-34	.585	3rd/Pacific	0-2 .000
1983-84	Lenny Wilkens	42-40	.512	3rd/Pacific	2-3 .400
1984-85	Lenny Wilkens	31-51	.378	4th/Pacific	Did not qualify
1985-86	Bernie Bickerstaff	31-51	.378	5th/Pacific	Did not qualify
1986-87	Bernie Bickerstaff	39-43	.475	4th/Pacific	7-7 .500
1987-88	Bernie Bickerstaff	44-38	.537	3rd/Pacific	2-3 .400
1988-89	Bernie Bickerstaff	47-35	.573	3rd/Pacific	3-5 .375
1989-90	Bernie Bickerstaff	41-41	.500	4th/Pacific	Did not qualify
1990-91	K.C. Jones	41-41	.500	5th/Pacific	2-3 .400
1991-92	K.C. Jones	18-18			
	Bob Kloppenburg	2-2			
	George Karl	27-15			
	Total	47-35	.573	4th/Pacific	4-5 .444
1992-93	George Karl	55-27	.670	2nd/Pacific	10-9 .526
1993-94	George Karl	63-19	.768	1st/Pacific	2-3 .400
1994-95	George Karl	57-25	.695	2nd/Pacific	1-3 .250
1995-96	George Karl	64-18	.780	1st/Pacific	13-8 .619
1996-97	George Karl	57-25	.695	1st/Pacific	6-6 .500
1997-98	George Karl	61-21	.753	1st/Pacific	4-6 .400
1998-99	Paul Westphal	25-25	.500	5th/Pacific	Did not qualify
1999-00	Paul Westphal	45-37	.549	4th/Pacific	2-3 .400
2000-01	Nate McMillan	6-9			
	Total	38-29			
	Nate McMillan	44-38	.537	5th/Pacific	Did not qualify
2001-02	Nate McMillan	45-37	.549	4th/Pacific	2-3 .400
2002-03	Nate McMillan	40-42	.488	5th/Pacific	Did not qualify
2003-04	Nate McMillan	37-45	.451	5th/Pacific	Did not qualify
2004-05	Nate McMillan	52-30	.634	1st/Northwest	6-5 .545
2005-06	Bob Weiss	13-17	.433		
	Bob Hill	22-30	.423		
	Total	35-47	.427	3rd/Northwest	Did not qualify
2006-07	Bob Hill	31-51	.378	5th/Northwest	Did not qualify
2007-08	P.J. Carlesimo	20-62	.244	5th/Northwest	Did not qualify
2008-09	P.J. Carlesimo	1-12			
	Scott Brooks	22-47			
	Total	23-59	.280	5th/Northwest	Did not qualify
2009-10	Scott Brooks	50-32	.610	4th/Northwest	2-4 .333
2010-11	Scott Brooks	55-27	.671	1st/Northwest	9-8 .529
2011-12	Scott Brooks	47-19	.712	1st/Northwest	13-7 .650
<b>TOTALS</b>		<b>1873-1703</b>	<b>.524</b>		<b>118-122</b> .492

Note: Bickerstaff's 1988-89 total includes six games he did not coach due to illness (Tom Newell, 0-1/Bob Kloppenburg, 1-4).

McMillan's 2001-02 total includes one game he did not coach due to a family illness (Dwane Casey, 1-0).

McMillan's 2004-05 total includes four games he did not coach due to family circumstances (Dwane Casey, 2-2).

Hill's 2006-07 total includes one game he did not coach due to illness (Gordon Chiesa, 0-1).

### COACHES OVERALL RECORDS

COACH	REGULAR SEASON RECORD	PCT	PLAYOFF RECORD	PCT
Al Bianchi	53-111	.323	0-0	---
Lenny Wilkens	478-402	.543	37-32	.536
Tom Nissalke	13-32	.289	0-0	---
Bucky Buckwalter	13-24	.351	0-0	---
Bill Russell	162-166	.494	6-9	.400
Bob Hopkins	5-17	.227	0-0	---
Bernie Bickerstaff	202-208	.493	12-15	.444
K.C. Jones	59-59	.500	2-3	.400
Bob Kloppenburg	2-2	.500	0-0	---
George Karl	384-150	.719	40-40	.500
Paul Westphal	76-71	.517	2-3	.400
Nate McMillan	212-183	.551	8-8	.500
Bob Weiss	13-17	.433	0-0	---
Bob Hill	53-81	.396	0-0	---
P.J. Carlesimo	21-74	.221	0-0	---
Scott Brooks	174-125	.582	24-21	.533
<b>TOTALS</b>	<b>1920-1722</b>	<b>.527</b>	<b>131-129</b>	<b>.504</b>





## ON OPENING NIGHT

### HOME OPENERS (29-16)

DATE	OPPONENT	RESULT	SCORE
10/20/67	San Diego	L	114-121
10/19/68	San Francisco	L	95-107
10/25/69	L.A. Lakers	L	106-130
*10/14/70	Detroit	L	117-123
10/16/71	Milwaukee	L	91-98
10/20/72	Golden State	L	92-101
10/12/73	Capital (Wash.)	W	103-102
10/18/74	Detroit	L	95-100
*10/24/75	Portland	W	105-97
*10/24/76	N.Y. Nets	W	104-93
10/21/77	Portland	L	99-106
*10/13/78	Chicago	W	104-86
10/17/79	L.A. Lakers	W	112-110
*10/10/80	L.A. Lakers	L	98-99
*10/31/81	Phoenix	W	94-84
*10/29/82	Houston	W	128-95
*10/28/83	Golden State	L	109-110
*10/26/84	Utah	W	102-94
11/2/85	Chicago	W	118-100
11/1/86	Sacramento	W	114-103
11/7/87	Phoenix	W	112-96
11/5/88	Denver	W	142-141 (OT)
*11/3/89	Minnesota	W	106-94
*11/3/90	Houston	W	118-106
*11/1/91	Phoenix	L	95-99
11/7/92	Houston	W	89-85
*11/6/93	L.A. Lakers	W	129-101
*11/4/94	Utah	W	110-103
11/4/95	L.A. Lakers	W	103-89
11/2/96	Portland	W	104-93
11/1/97	Dallas	L	81-89
*2/5/99	Dallas	W	92-86 (OT)
11/4/99	Dallas	W	106-96
11/1/00	Denver	W	112-99
11/1/01	San Antonio	W	114-108
*10/30/02	Phoenix	W	86-73
*10/30/03	L.A. Clippers	W	109-100
11/5/04	Atlanta	W	106-85
*11/2/05	L.A. Clippers	L	93-101
*11/1/06	Portland	L	106-110
11/1/07	Phoenix	L	99-106
*10/29/08	Milwaukee	L	87-98
*10/28/09	Sacramento	W	102-89
*10/27/10	Chicago	W	106-95
*12/25/11	Orlando	W	97-89

\*Season Opening Games (22-23)

### ROAD OPENERS (18-27)

DATE	OPPONENT	RESULT	SCORE
*10/13/67	San Francisco	L	116-144
*10/7/68	San Diego	L	110-128
*10/14/69	New York	L	101-126
10/25/70	Milwaukee	L	107-126
*10/12/71	Buffalo	W	123-90
*10/10/72	New York	L	89-113
*10/10/73	Phoenix	L	111-115
*10/17/74	Phoenix	L	97-114
10/28/75	Chicago	L	90-101
10/26/76	Indiana	L	90-120
*10/19/77	Golden State	L	84-116
10/17/78	New York	W	120-109
*10/14/79	San Diego	L	93-98
10/12/80	Portland	L	96-107
11/1/81	Portland	L	94-104
10/31/82	San Diego	W	127-109
10/30/83	Kansas City	W	128-116
10/30/84	Portland	L	83-115
*10/26/85	Dallas	L	95-101
*10/31/86	Portland	W	127-110
*11/6/87	L.A. Lakers	L	109-113
*11/4/88	Utah	W	104-97
11/4/89	Sacramento	L	100-107
11/9/90	Denver	W	135-129
11/7/91	Utah	W	103-95
*11/6/92	at Houston	W	111-94
11/8/93	Utah	W	101-100
11/15/94	New Jersey	L	106-112
*11/3/95	Utah	L	94-112
*11/1/96	Utah	L	91-99
*10/31/97	Portland	W	91-83
2/10/99	Golden State	W	89-82
*11/2/99	L.A. Clippers	W	104-92
*10/31/00	Vancouver	L	88-94
*10/30/01	Sacramento	L	95-101
11/1/02	Golden State	W	106-93
10/31/03	L.A. Clippers	W	124-105
*11/3/04	L.A. Clippers	L	84-114
11/8/05	Memphis	L	69-94
11/3/06	L.A. Lakers	L	112-118
*10/31/07	Denver	L	103-120
11/1/08	Houston	L	77-89
10/30/09	Detroit	W	91-83
10/29/10	Detroit	W	105-104
12/26/11	Minnesota	W	104-100

Note: In 1992, the team played their opening game in Yokohama, Japan, defeating the Houston Rockets 111-94. In 2003, the team played their opening game in Saitama, Japan, defeating the L.A. Clippers 109-100.

## ALL-TIME OPENING-NIGHT STARTING LINEUPS



1967	Walt Hazzard Rod Thorn Bob Rule Bud Olsen Tom Meschery	1977	Don "Slick" Watts Fred Brown Mike Green Paul Silas Bruce Seals	1987	Nate McMillan Dale Ellis Alton Lister Xavier McDaniel Tom Chambers	1997	Gary Payton Hersey Hawkins Aaron Williams Detlef Schrempf Vin Baker
1968	Art Harris Rod Thorn Bob Rule Al Tucker Tom Meschery	1978	Dick Snyder Fred Brown Tom LaGarde Jack Sikma John Johnson	1988	Nate McMillan Dale Ellis Alton Lister Michael Cage Derrick McKey	1998	Gary Payton Billy Owens Olden Polynice Detlef Schrempf Vin Baker
1969	Lenny Wilkens Art Harris Bob Rule Bob Boozer Tom Meschery	1979	Dennis Johnson Gus Williams Jack Sikma John Johnson Lonnie Shelton	1989	Nate McMillan Dale Ellis Michael Cage Derrick McKey Xavier McDaniel	1999	Gary Payton Brent Barry Horace Grant Ruben Patterson Vin Baker
1970	Lenny Wilkens Dick Snyder Bob Rule Don Kojis Tom Meschery	1980	Paul Westphal Vinnie Johnson Jack Sikma Lonnie Shelton John Johnson	1990	Gary Payton Sedale Threatt Michael Cage Derrick McKey Xavier McDaniel	2000	Gary Payton Desmond Mason Patrick Ewing Rashard Lewis Vin Baker
1971	Lenny Wilkens Dick Snyder Bob Rule Garfield Heard Spencer Haywood	1981	Gus Williams Bill Hanzlik Jack Sikma Wally Walker Lonnie Shelton	1991	Nate McMillan Ricky Pierce Benoit Benjamin Derrick McKey Michael Cage	2001	Gary Payton Brent Barry Calvin Booth Rashard Lewis Vin Baker
1972	Butch Beard Dick Snyder Jim McDaniels John Brisker Spencer Haywood	1982	Gus Williams David Thompson Jack Sikma Danny Vranes Lonnie Shelton	1992	Gary Payton Ricky Pierce Benoit Benjamin Derrick McKey Shawn Kemp	2002	Gary Payton Brent Barry Predrag Drobnjak Rashard Lewis Reggie Evans
1973	Fred Brown Dick Snyder Spencer Haywood Jim McDaniels John Brisker	1983	Al Wood Gus Williams Jack Sikma Danny Vranes Tom Chambers	1993	Gary Payton Kendall Gill Sam Perkins Detlef Schrempf Shawn Kemp	2003	Brent Barry Ronald Murray Calvin Booth Rashard Lewis Vladimir Radmanovic
1974	Fred Brown Archie Clark Jim Fox Kennedy McIntosh Spencer Haywood	1984	Al Wood Gerald Henderson Jack Sikma Danny Vranes Tom Chambers	1994	Gary Payton Kendall Gill Sam Perkins Detlef Schrempf Shawn Kemp	2004	Luke Ridnour Ray Allen Jerome James Rashard Lewis Reggie Evans
1975	Don "Slick" Watts Fred Brown Tom Burleson Talvin Skinner Leonard Gray	1985	Al Wood Gerald Henderson Jack Sikma Danny Vranes Tom Chambers	1995	Gary Payton Hersey Hawkins Ervin Johnson Detlef Schrempf Shawn Kemp	2005	Luke Ridnour Ray Allen Johan Petro Rashard Lewis Reggie Evans
1976	Don "Slick" Watts Fred Brown Tom Burleson Bruce Seals Leonard Gray	1986	Michael Phelps Gerald Henderson Alton Lister Xavier McDaniel Tom Chambers	1996	Gary Payton Hersey Hawkins Jim McIlvaine Detlef Schrempf Shawn Kemp	2006	Luke Ridnour Ray Allen Mouhamed Sene Rashard Lewis Chris Wilcox
2007	Earl Watson Kevin Durant Nick Collison Damien Wilkins Chris Wilcox	2008	Earl Watson Kevin Durant Johan Petro Jeff Green Nick Collison	2009	Russell Westbrook Thabo Sefolosha Kevin Durant Jeff Green Nenad Krstic	2010	Russell Westbrook Thabo Sefolosha Kevin Durant Jeff Green Nenad Krstic
2011	Russell Westbrook Thabo Sefolosha Kevin Durant Serge Ibaka Kendrick Perkins						

### LEADERS FOR MOST STARTS ON OPENING NIGHT

Gary Payton	12	Fred Brown	6	Vin Baker	5	Derrick McKey	5
Jack Sikma	8	Dettlef Schrempf	6	Tom Chambers	5	Dick Snyder	5
Rashard Lewis	7	Kevin Durant	5	Shawn Kemp	5		





## HIGH/LOW SCORING GAMES - WIN/LOSS STREAKS

### HIGHEST SCORING GAMES

POINTS	OPPONENT	DATE	SCORE
154	at Milwaukee (50T)	11/9/89	154-155
154	L.A. Clippers	12/2/88	154-104
152	at Phoenix (20T)	1/22/06	152-149
151	Denver (20T)	4/6/08	151-147
151	Phoenix	4/2/88	151-107
150	L.A. Clippers	4/14/94	150-101
149	Minnesota (20T)	3/23/12	149-140
149	Philadelphia	3/6/93	149-93
147	Denver	3/18/83	147-117
146	Denver	1/15/91	146-99
146	San Francisco	2/14/71	146-101
146	Philadelphia	11/15/69	146-136
146	San Francisco	2/11/68	146-118

### LOWEST SCORING GAMES

POINTS	OPPONENT	DATE	SCORE
65	Detroit	3/7/04	65-86
65	at L.A. Clippers	11/18/90	65-78
66	Houston	4/4/08	66-79
69	at Memphis	11/8/05	69-94
70	New Jersey	11/25/03	70-93
71	at San Antonio	2/24/07	71-102
71	Utah	2/16/99	71-56
71	at L.A. Lakers	3/19/96	71-94
72	Portland	4/3/09	72-107
72	Houston	11/29/02	72-83
72	at Cleveland	2/25/97	72-66
73	at Milwaukee	2/27/05	73-99
73	San Antonio	12/19/03	73-87
73	San Antonio	3/6/01	73-101
73	at Houston	4/13/97	73-113
73	at Denver	10/31/85	73-90

### LONGEST WINNING STREAKS

STREAK	COACH	DATES OF STREAK	END OF STREAK	STREAK ENDED BY	SCORE
14	George Karl	2/3/96 to 3/5/96	3/6/96	at Washington	88-99
12	Lenny Wilkens	10/29/82 to 11/19/82	11/21/82	New Jersey	91-111
11	George Karl	11/7/96 to 11/24/96	11/26/96	at Charlotte	89-97
10	George Karl	1/3/95 to 1/24/95	1/26/95	Utah	108-120
10	George Karl	11/6/93 to 11/26/93	11/27/93	at Cleveland	90-101
10	George Karl	2/13/93 to 3/6/93	3/8/93	at Indiana	99-105
9	Scott Brooks	1/29/10 to 2/21/10	2/23/10	Phoenix	102-104
9	Nate McMillan	11/5/04 to 11/19/04	11/21/04	at Boston	83-102
9	George Karl	1/2/97 to 1/22/97	1/23/97	at L.A. Clippers	100-102
9	George Karl	3/21/96 to 4/5/96	4/6/96	at Portland	92-95
9	George Karl	3/20/94 to 4/5/94	4/7/94	at Denver	90-104
9*	Bill Russell	3/26/75 to 10/26/75	10/28/75	at Chicago	90-101
8	George Karl	12/26/97 to 1/9/98	1/11/98	at New York	91-92
8	Bernie Bickerstaff	4/8/89 to 4/21/89	4/23/89	at L.A. Lakers	117-121
8	Lenny Wilkens	3/27/83 to 4/12/83	4/13/83	at Phoenix	96-109
8	Lenny Wilkens	1/3/82 to 1/19/82	1/20/82	at Washington	95-106
8	Lenny Wilkens	1/31/80 to 2/17/80	2/19/80	at Chicago	106-115
8	Lenny Wilkens	1/9/80 to 1/23/80	1/25/80	at San Antonio	116-125
8*	Lenny Wilkens	4/9/78 to 10/27/78	10/29/78	at San Diego	100-103
8	Bill Russell	2/11/76 to 2/25/76	2/27/76	at Boston	118-122

\* Streak over two seasons

### LONGEST LOSING STREAKS

STREAK	COACH	DATES OF STREAK	END OF STREAK	STREAK ENDED BY	SCORE
14	P.J. Carlesimo/Scott Brooks	11/5/08 to 11/28/08	11/29/08	Memphis	111-103
14	P.J. Carlesimo	12/31/07 to 1/27/08	1/29/08	San Antonio	88-85
13*	P.J. Carlesimo	4/9/07 to 11/13/07	11/14/07	at Miami	104-95
12*	Al Bianchi/Lenny Wilkens	3/15/69 to 10/28/70	10/31/70	Cincinnati	129-121
10	Al Bianchi	12/12/68 to 12/29/68	12/30/68	Phoenix	120-118
9	Tom Nissalke	10/29/72 to 11/15/72	11/17/72	Philadelphia	105-92
8	Bernie Bickerstaff	4/4/87 to 2/19/87	2/21/87	Washington	110-93
8*	L. Wilkens/B. Bickerstaff	2/5/85 to 10/31/85	11/2/85	Chicago	118-100
8	Lenny Wilkens	12/30/82 to 1/14/83	1/16/83	Kansas City	111-96
8	Al Bianchi	11/1/67 to 11/14/67	11/17/67	San Diego	130-124
7	Bernie Bickerstaff	3/25/89 to 4/6/89	4/8/89	at Dallas	114-90
7	Lenny Wilkens	3/22/85 to 4/2/85	4/4/85	at Utah	119-118
7	Lenny Wilkens	3/15/81 to 3/27/81	3/29/81	Golden State	96-92
7	Tom Nissalke	12/13/72 to 12/25/72	12/26/72	at Golden State	97-95

\* Streak over two seasons

### OPPONENTS HIGHEST SCORING GAMES

POINTS	OPPONENT	DATE	SCORE
168	at Denver	3/16/08	168-116
160	Philadelphia	12/20/67	122-160
155	at Milwaukee (50T)	11/9/89	154-155
153	Cin. in Clev.	11/24/67	133-153
151	at L.A. Lakers	2/2/68	113-151
151	at L.A. Lakers	1/21/68	123-151
150	St. Louis in Port.	3/7/68	133-150
149	at Phoenix (20T)	1/22/06	152-149
149	at L.A. Lakers	11/22/70	124-149
149	Philadelphia	2/14/68	125-149
148	at San Diego	11/14/69	112-148
147	Denver (20T)	4/6/08	151-147
147	Dallas	11/6/86	124-147
147	at Baltimore	2/16/68	118-147

### OPPONENTS LOWEST SCORING GAMES

POINTS	OPPONENT	DATE	SCORE
56	Utah	2/16/99	71-56
58	Milwaukee	2/21/03	88-58
64	New York	2/21/97	84-64
66	at Cleveland	2/25/97	72-66
67	San Antonio	4/18/01	105-67
68	at New Jersey	11/17/04	79-68
68	Denver	2/22/98	88-68
68	Vancouver	12/21/95	92-68
70	Phoenix	4/16/03	84-70
70	at Charlotte	2/18/90	85-70
70	at Dallas	11/25/89	117-70
71	Memphis	3/28/03	95-71
71	Miami	12/7/02	100-71
71	Golden State	2/9/99	90-71
72	Milwaukee	1/19/07	99-72
72	New Orleans	4/15/05	97-72
72	at Detroit	12/12/03	93-72

## WINNING/LOSING STREAKS & MARGINS OF VICTORY



### LONGEST HOME WINNING STREAKS

STREAK	COACH	DATES OF STREAK	END OF STREAK	STREAK ENDED BY	SCORE
29*	Bill Russell	2/11/76 to 12/10/76	12/12/76	Houston	92-96
17	George Karl	11/11/94 to 1/24/95	1/26/95	Utah	108-120
17	Bernie Bickerstaff	11/29/88 to 1/29/89	1/31/89	New Jersey	112-118
17	Bernie Bickerstaff	11/18/87 to 1/22/88	1/24/88	L.A. Lakers	109-116
17*	Lenny Wilkens	2/10/78 to 10/27/79	11/8/79	New York	100-104
14	Scott Brooks	1/6/12 to 3/7/12	3/9/12	Cleveland	90-96
14*	George Karl	4/19/93 to 12/21/93	12/23/93	Phoenix	86-87
14	George Karl	11/21/92 to 1/18/93	1/27/93	San Antonio	99-119
13*	George Karl	3/13/97 to 11/2/97	11/5/97	Atlanta	95-117
13*	George Karl	3/22/94 to 11/5/94	11/9/94	Sacramento	100-108
12	George Karl	2/22/98 to 4/2/98	4/6/98	Phoenix	92-102
12	George Karl	11/4/97 to 12/20/97	12/23/97	Minnesota	103-112
11	George Karl	12/17/96 to 1/22/97	1/26/97	L.A. Lakers	103-104
11	George Karl	1/21/96 to 2/28/96	3/10/96	San Antonio	105-106
11	Lenny Wilkens	1/6/84 to 2/15/84	2/17/84	Boston	100-111
10	George Karl	12/1/95 to 1/16/96	1/19/96	New York	97-100
10	Lenny Wilkens	1/6/82 to 2/18/82	2/19/82	Atlanta	122-127
10	Lenny Wilkens	10/28/79 to 12/5/79	12/9/79	Chicago	112-121
10*	Lenny Wilkens	3/4/79 to 10/24/79	10/26/79	Phoenix	86-92

\* Streak over two seasons

### LONGEST ROAD WINNING STREAKS

STREAK	COACH	DATES OF STREAK	END OF STREAK	STREAK ENDED BY	SCORE
10	George Karl	1/3/95 to 2/5/95	2/15/95	at L.A. Lakers	96-102
8	Nate McMillan	1/24/02 to 2/27/02	3/1/02	at New York	87-89
8	George Karl	12/9/97 to 1/9/98	1/11/98	at New York	91-92
8	George Karl	11/7/96 to 11/24/96	11/26/96	at Charlotte	89-97
8	Lenny Wilkens	10/31/82 to 11/27/82	12/5/82	at Kansas City	103-106
7	George Karl	2/3/96 to 3/5/96	3/6/96	at Washington	88-99
6	Nate McMillan	12/8/04 to 1/3/05	1/5/05	at Orlando	87-105
6	Paul Westphal	1/4/00 to 1/20/00	1/21/00	at Boston	86-111
6	George Karl	2/6/93 to 2/26/93	3/8/93	at Indiana	99-105
6	Lenny Wilkens	1/2/79 to 1/25/79	1/26/79	at San Antonio	108-125

### LONGEST HOME LOSING STREAKS

STREAK	COACH	DATES OF STREAK	END OF STREAK	STREAK ENDED BY	SCORE
11	P.J. Carlesimo/Scott Brooks	11/5/08 to 12/16/08	12/19/08	Toronto	91-83
9	P.J. Carlesimo/Bob Hill	4/9/07 to 11/28/07	11/30/07	Indiana	95-93
9	Al Bianchi	2/14/68 to 3/18/68	3/19/68	Chicago	122-104
6	P.J. Carlesimo	12/31/07 to 1/27/08	1/29/08	San Antonio	88-85
6	Lenny Wilkens	3/22/85 to 4/11/85	11/2/85	Chicago	118-100
6	Tom Nissalke	10/29/72 to 11/12/72	11/17/72	Philadelphia	105-92
6	Al Bianchi	12/24/67 to 1/8/68	1/28/68	Baltimore	135-126
5	Paul Westphal	3/18/00 to 3/29/00	3/31/00	Sacramento	123-108
5	Al Bianchi	12/12/68 to 12/29/68	12/30/68	Phoenix	120-118

### LONGEST ROAD LOSING STREAKS

STREAK	COACH	DATES OF STREAK	END OF STREAK	STREAK ENDED BY	SCORE
15	Bob Hill	12/2/07 to 2/5/07	2/7/07	at Indiana	103-102
14*	Bill Russell	3/23/76 to 12/1/76	12/3/76	at Philadelphia	121-112
13	Tom Nissalke	11/21/72 to 12/25/72	12/26/72	at Golden State	97-95
12	P.J. Carlesimo	3/4/08 to 4/11/08	4/16/08	at Golden State	126-121
12	Bernie Bickerstaff	11/28/89 to 1/31/90	2/2/90	at Indiana	87-86
11*	Al Bianchi/Lenny Wilkens	3/15/69 to 11/2/69	11/4/69	at Detroit	116-102
10	P.J. Carlesimo	12/15/07 to 2/4/08	2/6/08	at Sacramento	105-92
10	Lenny Wilkens	3/4/84 to 3/29/84	3/31/84	at San Antonio	124-106

\* Streak over two seasons

### LARGEST MARGINS OF VICTORY

MARGIN	OPPONENT	DATE	SCORE	MARGIN	OPPONENT	DATE	SCORE
56	Philadelphia	3/6/93	149-93	52	at Denver	3/16/08	116-168
56	at Houston	12/6/86	136-80	47	Boston	11/20/68	92-139
50	L.A. Clippers	12/2/88	154-104	44	Dallas	4/11/85	80-124
49	L.A. Clippers	4/14/94	150-101	44	at Milwaukee	12/19/72	77-121
47	Denver	1/15/91	146-99	42	at Minnesota	1/7/09	87-129
47	at Dallas	11/25/89	117-70	42	Denver	2/27/08	96-138
45	San Francisco	2/14/71	146-101	41	San Antonio	3/25/07	79-120
44	Toronto	1/15/97	122-78	41	at Washington	11/11/05	96-137
44	Phoenix	4/2/88	151-107	40	at Boston	2/5/03	74-114
41	at L.A. Clippers	4/15/09	126-85	40	at Houston	4/13/97	73-113
40	at Vancouver	4/3/98	138-98	39	at Milwaukee	12/11/73	91-130
40	Golden State	12/17/96	123-83	38	at Atlanta	3/15/72	96-134
40	Philadelphia	3/23/96	129-89	38	at L.A. Lakers	2/2/68	113-151
40	at Detroit	3/12/95	134-94	38	Philadelphia	12/20/67	122-160
40	Orlando	12/17/94	124-84				
40	Charlotte	11/7/89	128-88				
39	Portland	4/2/06	122-83				
39	Boston	12/29/95	124-85				





## ALL-TIME OVERTIME RESULTS

DATE	OPPONENT	RESULT	DATE	OPPONENT	RESULT
10/21/67	at San Diego	W, 117-110	1/21/81	at New Jersey	L, 122-126
11/19/67	Detroit	W, 132-130	2/10/81	Boston	W, 108-107
2/5/68	Cincinnati (at Phoenix)	W, 132-129	2/19/82	Atlanta	L, 122-127 (4OT)
11/15/68	Phoenix	W, 128-124 (2OT)	3/30/82	at Denver	L, 142-145
12/6/68	San Francisco	W, 109-100	4/8/82	at San Diego	W, 117-115
1/29/69	Boston (at Philadelphia)	W, 124-122	12/14/82	Phoenix	L, 109-114
2/25/69	at L.A. Lakers	L, 111-114	3/13/83	at Kansas City	W, 120-115 (2OT)
3/16/69	at Atlanta	L, 127-131	4/5/83	at San Diego	W, 115-109 (2OT)
12/6/69	Baltimore (at Philadelphia)	W, 132-129	4/16/83	at Golden State	L, 122-133
1/24/70	L.A. Lakers	L, 121-122	12/30/83	Philadelphia	W, 97-93
1/30/70	at San Diego	L, 117-119	1/31/84	at Utah	L, 94-98
1/22/71	Cincinnati	W, 132-131	2/29/84	at Dallas	W, 127-124 (2OT)
2/5/71	Atlanta	L, 120-121	12/13/84	Los Angeles	W, 124-122
12/19/71	Phoenix	W, 130-127	11/16/85	at San Antonio	L, 95-97
2/13/72	at Portland	W, 127-117	11/30/85	at Denver	W, 131-123 (OT)
2/29/72	at Baltimore	W, 118-117	1/18/86	at Sacramento	L, 96-98
10/22/72	Portland	W, 120-119	1/23/86	at Portland	L, 107-117 (2OT)
12/3/72	at Cleveland	L, 103-105	2/4/86	at San Antonio	L, 119-124
12/13/72	Milwaukee	L, 103-104	2/22/86	at Chicago	L, 125-129 (3OT)
2/16/73	Golden State	W, 114-108	12/2/86	Chicago	L, 109-115
12/19/73	at Houston	W, 124-118	1/21/87	at Philadelphia	L, 123-129
1/4/74	Chicago	W, 103-101	1/31/87	Phoenix	W, 118-112
3/8/74	at Buffalo	W, 123-117	3/10/87	at Houston	W, 136-127 (2OT)
11/29/74	at Philadelphia	W, 121-119	3/23/87	at New York	W, 126-121
1/1/75	Washington	W, 123-118	4/7/87	Phoenix	L, 125-127
1/12/75	Chicago	L, 123-127 (2OT)	1/16/88	at L.A. Clippers	W, 114-112
1/16/75	at Houston	W, 127-125	1/30/88	at San Antonio	L, 102-112 (2OT)
2/9/75	Buffalo	L, 93-99	2/15/88	Dallas	L, 122-128
3/11/75	at Houston	W, 122-117	2/23/88	at Chicago	L, 97-104
3/21/75	at L.A. Lakers	L, 109-112	3/8/88	at Golden State	W, 121-116
11/14/75	Cleveland	W, 100-97	3/18/88	at San Antonio	W, 118-110
11/25/75	at New York	W, 128-127	4/16/88	at Phoenix	L, 119-121
1/9/76	at Phoenix	W, 112-110	11/5/88	Denver	W, 142-141
2/8/76	Phoenix	L, 101-107	12/23/88	at Cleveland	L, 107-119
12/21/76	at Chicago	L, 101-103 (2OT)	4/17/89	at Golden State	W, 116-109
1/30/77	San Antonio	L, 118-126	4/21/89	at L.A. Clippers	W, 139-136
2/11/77	Golden State	W, 114-107	11/9/89	at Milwaukee	L, 154-155 (5OT)
2/15/77	at San Antonio	L, 106-109	11/14/89	Dallas	L, 109-113
11/2/77	at Indiana	W, 106-104	2/16/90	at Philadelphia	L, 96-100
12/18/77	Washington	W, 111-109	4/3/90	Portland	W, 136-134
2/10/78	Denver	W, 126-123	4/19/90	at Sacramento	W, 130-118
2/28/78	at Kansas City	W, 114-107	11/13/90	New York	L, 110-116
2/9/79	at Milwaukee	L, 116-118	12/1/90	Portland	L, 124-130 (3OT)
3/11/79	at Atlanta	L, 111-113	2/19/91	at Philadelphia	L, 104-107
3/30/79	at Phoenix	L, 111-113	3/5/91	Cleveland	L, 111-113
11/30/79	at Kansas City	W, 107-102	<b>DATE</b>	<b>OPPONENT</b>	<b>RESULT</b>
1/2/80	Washington	L, 134-139 (2OT)	3/15/91	Minnesota	L, 96-100
1/20/80	at Boston	W, 108-106 (2OT)	3/16/91	Utah	L, 98-104
<b>DATE</b>	<b>OPPONENT</b>	<b>RESULT</b>	11/14/91	at Cleveland	L, 109-115
2/27/80	Philadelphia	L, 98-101	11/22/91	Chicago	L, 109-112
11/15/80	Houston	W, 143-139	11/26/91	Golden State	W, 136-130
1/2/81	Philadelphia	L, 117-120	12/26/91	at Sacramento	W, 115-106
			1/2/92	Miami	W, 113-109



## ALL-TIME OVERTIME RESULTS

1/14/92	Charlotte	L, 116-117	2/25/04	Utah	L, 92-93
2/27/92	at Utah	W, 130-124	3/27/04	at Portland	L, 108-115
1/22/93	at Golden State	W, 118-114 (2OT)	12/1/04	Utah	W, 129-119
2/4/93	at New Jersey	L, 103-113	1/18/05	at Denver	L, 110-116
3/2/93	Cleveland	W, 108-105	3/25/05	New York	W, 109-101
11/13/93	Atlanta	W, 97-89	11/4/05	Minnesota	W, 107-102
12/8/93	at San Antonio	W, 109-107	11/13/05	at Toronto	W, 126-121
12/10/94	at L.A. Clippers	W, 132-127 (2OT)	12/13/05	Golden State	L, 107-110
1/10/95	at Golden State	W, 128-118	1/22/06	at Phoenix	W, 152-149 (2OT)
1/28/95	L.A. Lakers	L, 121-128	2/12/06	Denver	L, 112-120
2/9/95	Chicago	W, 126-118	11/11/06	at Atlanta	W, 113-112
3/3/95	at Phoenix	L, 118-122	12/18/06	at Memphis	L, 126-134 (2OT)
12/12/95	at Dallas	L, 101-112	1/12/07	Utah	W, 122-114
12/30/95	at Phoenix	W, 123-112	3/11/07	at Toronto	L, 119-120
1/19/96	New York	L, 97-100	4/4/07	at New Orleans/Oklahoma City	L, 92-101
2/3/96	at Houston	W, 104-103	11/16/07	at Atlanta	W, 126-123 (2OT)
3/5/96	at Cleveland	W, 107-101 (2OT)	1/14/08	L.A. Lakers	L, 121-123
4/5/96	Phoenix	W, 130-121 (2OT)	3/2/08	at Minnesota	W, 111-108
11/20/96	at Washington	W, 115-110 (2OT)	4/6/08	Denver	W, 151-147 (2OT)
2/23/97	at Utah	W, 89-87	1/10/09	at Chicago	W, 109-98
3/18/97	at Chicago	L, 87-89	1/12/09	at New Jersey	L, 99-103
2/13/98	at L.A. Lakers	W, 113-108	1/28/09	Memphis	W, 114-102
3/3/98	at Miami	W, 97-91	2/1/09	at Sacramento	L, 118-122
3/8/98	at Minnesota	W, 99-98	2/27/09	at Dallas	L, 108-100
2/5/99	Dallas	W, 92-86	11/3/09	L.A. Lakers	L, 98-101
2/17/99	Sacramento	L, 106-109	1/2/10	at Milwaukee	L, 97-103
4/6/99	Sacramento	L, 106-112	1/13/10	San Antonio	L, 108-109
4/15/99	at Sacramento	W, 99-98	2/20/10	at New York	W, 121-118
1/9/00	at Golden State	W, 100-95	4/6/10	at Utah	L, 139-140
3/5/00	at Minnesota	L, 100-105	11/4/10	at Portland	W, 107-106
4/10/00	at L.A. Lakers	L, 103-106	11/26/10	at Indiana	W, 110-106
4/18/00	at Sacramento	W, 119-112	12/1/10	at New Jersey	W, 123-120 (3OT)
1/24/01	at L.A. Clippers	W, 114-110	1/26/11	at Minnesota	W, 118-117
3/1/01	at Cleveland	W, 101-99	1/28/11	Washington	W, 124-117 (2OT)
3/4/01	at Minnesota	L, 111-119	2/8/11	Memphis	L, 101-105
3/11/01	at L.A. Lakers	W, 109-97	3/6/11	Phoenix	W, 122-118
4/15/01	Dallas	L, 99-107	3/9/11	at Philadelphia	W, 110-105
11/5/01	at Orlando	W, 123-119 (2OT)	3/29/11	Golden State	W, 115-114
11/6/01	at Miami	L, 85-87	4/13/11	Milwaukee	L, 106-110
12/7/01	Miami	L, 94-98	2/6/12	at Portland	W, 111-107
12/21/01	at Golden State	W, 111-108	2/19/12	Denver	W, 124-118
<b>DATE</b>	<b>OPPONENT</b>	<b>RESULT</b>	3/23/12	Minnesota	W, 149-140 (2OT)
3/7/02	Charlotte	W, 92-89	4/22/12	at L.A. Lakers	L, 106-114 (2OT)
11/26/02	at Atlanta	L, 116-119			
12/4/02	Indiana	L, 111-114			
12/20/02	New Orleans	L, 86-88	<b>TOTALS</b>	<b>199 OVERTIME GAMES</b>	<b>107-92 (.538)</b>
1/17/03	Memphis	W, 103-97	<b>(HOME: 43-40, ROAD: 61-52, NEUTRAL: 3-0)</b>		
2/3/03	at New Jersey	L, 108-109			
3/21/03	Denver	W, 101-99	<b>DOUBLE-OVERTIME: 17-6</b>		
4/1/03	at Chicago	W, 101-94	<b>TRIPLE-OVERTIME: 1-2</b>		
12/16/03	at Phoenix	L, 91-92	<b>QUADRUPLE-OVERTIME: 0-1</b>		
1/5/04	Portland	W, 119-108	<b>QUINTUPLE-OVERTIME: 0-1</b>		
1/10/04	at Golden State	L, 110-113			





## TEAM RECORDS

### MOST POINTS SCORED

Game:	154	at Milwaukee (5OT)	11/9/89
	154	L.A. Clippers	12/2/88
Half:	86	Miami	1/5/90
	86	Baltimore	2/13/70
Quarter:	51	Baltimore	2/13/70

### FEWEST POINTS SCORED

Game:	65	Detroit	3/7/04
	65	at L.A. Clippers	11/18/90
Half:	25	at L.A. Clippers	4/16/12
	25	Houston	4/4/08
	25	at Miami	3/12/04
Quarter:	6	Houston	3/8/05

### FIELD GOALS MADE

Game:	67	Denver	3/18/83
Half:	38	Denver	3/18/83
Quarter:	20	5 times, last, at L.A. Lakers	3/4/87
Low game:	21	at Cleveland	2/25/97

### FIELD GOALS ATTEMPTED

Game:	131	Baltimore (at Philadelphia)	12/6/69
Half:	75	Cincinnati	1/22/71
Quarter:	42	Philadelphia	11/20/67
Low game:	59	at Golden State	2/13/11
	59	Detroit	3/7/04
	59	Denver	2/24/95

### FIELD GOAL PERCENTAGE

Highest:	.661	at Philadelphia	1/21/02
	(41-62)		
Lowest:	.294	at Milwaukee	2/27/05
	(25-85)		

### FREE THROWS MADE

Game:	52	Philadelphia	11/15/69
Half:	*36	at Denver	4/7/91
Quarter:	20	4 times, last, vs. Golden State	12/5/10
Low game:	2	Dallas	1/7/85

### FREE THROWS ATTEMPTED

Game:	67	Philadelphia	11/15/69
Half:	45	at New York	2/17/68
Quarter:	30	Dallas	3/15/92
Low game:	4	Dallas	1/7/85

### FREE THROW PERCENTAGE

Highest:	1.000	10 times, last, at Sacramento	2/1/09
	(23-23)		
Low game:	.310	at Phoenix	10/16/79
	(9-29)		

### THREE-POINT FIELD GOALS MADE

Game:	18	at Philadelphia	11/16/04
	18	Boston	2/22/04

### THREE-POINT FIELD GOALS ATTEMPTED

Game:	41	at Boston	12/10/03
-------	----	-----------	----------

### REBOUNDS

Game:	94	Phoenix (2OT)	11/15/68
Half:	52	L.A. Lakers	2/8/68
Quarter:	28	5 times, last, at Detroit	2/7/80
Low game:	19	Phoenix	4/14/99

### ASSISTS

Game:	52	Denver	3/18/83
Half:	28	Milwaukee	11/24/68
Quarter:	16	Kansas City	3/31/82
Low game:	6	Portland	11/1/09

### PERSONAL FOULS

Game:	48	Atlanta (4OT)	2/19/82
-------	----	---------------	---------

### DISQUALIFICATIONS

Game:	4	4 times, last, at Denver	11/30/85
-------	---	--------------------------	----------

### STEALS

Game:	**27	Toronto	1/15/97
Half:	15	Toronto	1/15/97
	15	Minnesota	4/13/93
Quarter:	*11	Toronto	1/15/97
Low game:	0	at Cleveland	11/27/73

### BLOCKED SHOTS

Game:	17	at Sacramento Kings	2/9/12
Low game:	0	Many times, last, vs. Toronto	3/20/11

### TURNOVERS

Game:	36	Atlanta	10/24/73
	36	at New York	2/17/68
Half:	23	New York	2/22/70
Quarter:	16	at Buffalo	3/4/75
Low game:	5	4 times, last, Minnesota	3/23/07

\* Tied NBA Record

\*\* NBA Record



## OPPONENT TEAM RECORDS

### MOST POINTS SCORED

Game:	168	at Denver	3/16/08
Half:	95	Philadelphia	12/20/67
Quarter:	53	New York (at Philadelphia)	12/26/67
	53	Philadelphia	12/20/67

### FEWEST POINTS SCORED

Game:	56	Utah	2/16/99
Half:	20	New Orleans	1/4/75
Quarter:	6	New Orleans/Oklahoma City	4/4/07

### FIELD GOALS MADE

Game:	64	L.A. Lakers	4/12/85
Half:	38	Philadelphia	12/20/67
Quarter:	20	4 times, last, Cleveland	2/5/80
Low game:	20	New York	2/21/97

### FIELD GOALS ATTEMPTED

Game:	131	Boston	10/17/70
Half:	72	Boston	10/17/70
Quarter:	33	Denver	2/4/09
Low game:	61	at Cleveland	2/25/97
	61	at Sacramento	4/21/95

### FIELD GOAL PERCENTAGE

Highest:	.671	Phoenix	1/6/86
	(47-70)		
Lowest:	.287	at New York	2/22/94
	(29-101)		

### FREE THROWS MADE

Game:	51	Dallas	11/6/86
Half:	31	at L.A. Lakers	4/5/88
Quarter:	19	Milwaukee (at Portland)	2/21/70
Low game:	2	3 times, last, at Miami	11/9/02

### FREE THROWS ATTEMPTED

Game:	65	Detroit	2/16/79
	65	San Diego	12/28/67
Half:	40	Philadelphia	12/20/67
Quarter:	24	3 times, last, Milwaukee (at Portland)	2/21/70
Low game:	4	3 times, last, Portland	2/26/07

### FREE THROW PERCENTAGE

Highest:	1.000	12 times, last, Chicago	1/27/10
	(8-8)		

### THREE-POINT FIELD GOALS MADE

Game:	18	at Phoenix (2OT)	1/22/06
	17	at L.A. Lakers	1/7/03

### THREE-POINT FIELD GOALS ATTEMPTED

Game:	45	at Golden State	4/16/08
-------	----	-----------------	---------





## INDIVIDUAL RECORDS

### POINTS

Game:	58	Fred Brown	at Golden State	3/23/74
Half:	34	Bob Rule	Philadelphia	11/15/69
Quarter:	25	Bob Rule	Philadelphia	11/15/69

### REBOUNDS

Game:	30	Jim Fox	L.A. Lakers	12/26/73
Half:	21	Marvin Webster	at Atlanta	11/1/77
Quarter:	12	Jim Fox	at Buffalo	3/2/73
	12	Don Smith	Phoenix	1/15/72
	12	Bob Rule	New York	12/22/67

### ASSISTS

Game:	25	Nate McMillan	L.A. Clippers	2/23/87
Half:	17	Nate McMillan	L.A. Clippers	2/23/87
Quarter:	11	Avery Johnson	Miami	1/5/90
	11	Nate McMillan	L.A. Clippers	2/23/87

### STEALS

Game:	10	Gus Williams	New Jersey	2/22/78
	10	Fred Brown	at Philadelphia	12/3/76
Half:	8	Gus Williams	at Washington	1/23/79
	8	Fred Brown	at Philadelphia	12/3/76

### BLOCKED SHOTS

Game:	11	Serge Ibaka	Portland	2/6/12
-------	----	-------------	----------	--------

### FIELD GOALS MADE

Game:	24	Fred Brown	at Golden State	3/23/74
Half:	13	Gary Payton	L.A. Clippers	12/27/01
	13	Fred Brown	at Golden State	3/23/74
	13	Spencer Haywood	at Golden State	12/26/72
Quarter:	10	Gus Williams	at Golden State	11/10/81
	10	Bob Rule	Philadelphia	11/15/69

### FIELD GOALS ATTEMPTED

Game:	39	Dale Ellis	at Milwaukee	11/9/89
	39	Bob Rule	Milwaukee	11/21/69
Half:	23	Fred Brown	at Buffalo	3/8/74

### THREE-POINT FIELD GOALS MADE

Game:	9	Dale Ellis	L.A. Clippers	4/20/90
-------	---	------------	---------------	---------

### THREE-POINT FIELD GOALS ATTEMPTED

Game:	17	Ray Allen	Denver	1/23/07
	17	Gary Payton	at Minnesota	12/23/99

### FREE THROWS MADE

Game:	24	Kevin Durant	at L.A. Clippers	1/23/09
Half:	15	3 times, last, Kevin Durant	at Toronto	3/19/10
Quarter:	12	Shawn Kemp	at Phoenix	4/14/92

### FREE THROWS ATTEMPTED

Game:	27	Spencer Haywood	Kansas City-Omaha	1/1/73
Half:	18	Lenny Wilkens	at Philadelphia	11/8/69
Quarter:	15	Shawn Kemp	at Phoenix	4/14/92



## OPPONENT INDIVIDUAL RECORDS

### POINTS

Game:	60	Tom Chambers	at Phoenix	3/24/90
Half:	35	Tom Chambers	at Phoenix	3/24/90
Quarter:	25	Steve Smith	at Atlanta	3/14/97

### REBOUNDS

Game:	38	Wilt Chamberlain	Philadelphia	12/20/67
Half:	24	Wilt Chamberlain	Philadelphia	12/20/67
Quarter:	14	Bill Russell	at Boston	11/8/68
	14	Wilt Chamberlain	Philadelphia	12/20/67

### ASSISTS

Game:	23	Magic Johnson	at L.A. Lakers	2/21/84
Half:	18	Magic Johnson	at L.A. Lakers	2/21/84
Quarter:	12	Magic Johnson	at L.A. Lakers	2/21/84

### STEALS

Game:	10	Jerry West	at L.A. Lakers	12/7/73
Half:	6	Michael Williams	at Minnesota	2/24/93

### BLOCKED SHOTS

Game:	12	Hakeem Olajuwon	at Houston (OT)	3/10/87
Half:	7	Hakeem Olajuwon	Houston (at Japan)	11/7/92
	7	Joel Przybilla	Portland	4/2/06

### FIELD GOALS MADE

Game:	23	Antawn Jamison	Golden State	12/3/00
Half:	15	Tom Chambers	at Phoenix	3/24/90
Quarter:	10	Ralph Sampson	Houston	1/6/84

### FIELD GOALS ATTEMPTED

Game:	44	Kobe Bryant	L.A. Lakers (OT)	1/14/08
	39	Nate Archibald	at Kansas City-Omaha	11/15/72
Half:	24	Elvin Hayes	at San Diego	11/22/68

### THREE-POINT FIELD GOALS MADE

Game:	*12	Kobe Bryant	at L.A. Lakers	1/7/03
-------	-----	-------------	----------------	--------

### THREE-POINT FIELD GOALS ATTEMPTED

Game:	18	Kobe Bryant	at L.A. Lakers	1/7/03
-------	----	-------------	----------------	--------

### FREE THROWS MADE

Game:	21	Connie Hawkins	at Phoenix	1/17/70
Half:	15	Dwight Howard	vs. Orlando	1/13/11
	15	Allen Leavell	at Houston	11/14/82
	15	Connie Hawkins	at Phoenix	1/17/70
Quarter:	12	Allen Leavell	at Houston	11/14/82

### FREE THROWS ATTEMPTED

Game:	30	Wilt Chamberlain	Philadelphia (at Boston)	12/1/67
Half:	18	Wilt Chamberlain	Philadelphia (at New York)	12/12/67
Quarter:	15	Wilt Chamberlain	Philadelphia (at New York)	12/12/67

\* Tied NBA Record





## OKLAHOMA CITY TEAM RECORDS

### MOST POINTS SCORED

Game:	149	Minnesota (2OT)	3/23/12
Half:	74	Houston	3/24/10
Quarter:	43	Minnesota	4/4/10

### FEWEST POINTS SCORED

Game:	72	Portland	4/3/09
Half:	25	at L.A. Clippers	4/16/12
Quarter:	10	at Philadelphia	2/29/12
Low:	10	at Memphis	12/11/09

### FIELD GOALS MADE

Game:	60	Minnesota (2OT)	3/23/12
Half:	29	Houston	3/24/10
Quarter:	17	Denver	1/2/09
Low:	24	Portland	11/1/10

### FIELD GOALS ATTEMPTED

Game:	113	Minnesota (2OT)	3/23/12
Half:	59	L.A. Clippers	4/6/11
Quarter:	33	at Golden State	4/11/10
Low:	59	at Golden State	2/13/11

### FIELD GOAL PERCENTAGE

Highest:	.630	Charlotte	3/10/12
	(46-73)		
Lowest:	.325	at Denver	3/3/10
	(27-83)		

### FREE THROWS MADE

Game:	38	2 times, last, at Phoenix	12/19/10
Half:	30	Golden State	12/5/10
Quarter:	20	Golden State	12/5/10
Low:	9	2 times, last, Charlotte	4/10/09

### FREE THROWS ATTEMPTED

Game:	47	2 times, last, Phoenix (OT)	3/6/11
Half:	33	vs. Golden State	12/5/10
Quarter:	22	at Denver	4/5/11
Low:	12	3 times, last, at Chicago	1/4/10

### FREE THROW PERCENTAGE

Highest:	1.000	L.A. Clippers	11/19/08
	(23-23)		
Lowest:	.500	Utah	12/31/09
	(14-28)		

### THREE-POINT FIELD GOALS MADE

Game:	13	2 times, last, at Utah	2/5/11
Half:	9	at Utah	4/6/10
Quarter:	7	at Utah	4/6/10
Low:	0	2 times, last, at New Jersey	12/28/09

### THREE-POINT FIELD GOALS ATTEMPTED

Game:	30	2 times, last, New Orleans	2/17/09
Half:	19	at Utah	4/6/10
Quarter:	12	at Utah	4/6/10
Low:	3	Minnesota	11/2/08

### THREE-POINT FIELD GOAL PERCENTAGE

Highest:	.667	2 times, last, at Boston	11/19/10
	(6-9)		
Lowest:	.000	2 times, last, at New Jersey	12/28/09
	(0-4)		

### REBOUNDS

Game:	59	at Portland (OT)	2/6/12
	59	at Chicago	1/10/09
Half:	43	Orlando	11/12/08
Quarter:	24	2 times, last, at New York	11/14/08
Low:	28	2 times, last, at Charlotte	12/3/08

### ASSISTS

Game:	36	at L.A. Clippers	4/15/09
Half:	20	Minnesota	11/22/10
Quarter:	12	at Sacramento	2/9/12
Low:	6	Portland	11/1/09

### PERSONAL FOULS

Game:	34	Memphis (OT)	2/8/11
-------	----	--------------	--------

### DISQUALIFICATIONS

Game:	2	3 times, last, at L.A. Clippers	4/2/11
-------	---	---------------------------------	--------

### STEALS

Game:	17	at L.A. Clippers	4/15/09
Half:	11	3 times, last, Minnesota	3/25/11
Quarter:	7	3 times, last, at L.A. Lakers	4/10/11
Low:	1	at Orlando	2/25/11

### BLOCKED SHOTS

Game:	17	at Sacramento	2/9/12
Half:	12	at Sacramento	2/9/12
Quarter:	9	at Sacramento	2/9/12
Low:	0	3 times, last, Toronto	3/20/11

### TURNOVERS:

Game:	26	3 times, last, Dallas	12/29/11
Half:	17	at Denver	3/3/10
Quarter:	11	2 times, last, Charlotte	4/10/09
Low:	7	3 times, last, L.A. Clippers	2/22/11

## OKLAHOMA CITY OPPONENT TEAM RECORDS



### MOST POINTS SCORED

Game:	140	3 times, last, Minnesota (2OT)	3/23/12
Half:	79	at Phoenix	2/20/09
Quarter:	42	at Minnesota	1/7/09

### FEWEST POINTS SCORED

Game:	74	3 times, last, at New Jersey	1/21/12
Half:	30	Orlando	11/8/09
Quarter:	10	at L.A. Clippers	11/11/09

### FIELD GOALS MADE

Game:	53	at Phoenix	2/20/09
Half:	30	at Phoenix	2/20/09
Quarter:	18	Sacramento	4/24/12
Low:	25	Orlando	11/8/09

### FIELD GOALS ATTEMPTED

Game:	108	Washington (2OT)	1/28/11
Half:	56	at Golden State	2/13/11
Quarter:	33	Denver	2/4/09
Low:	67	Denver	1/29/10

### FIELD GOAL PERCENTAGE

Highest:	.608	at Cleveland	11/26/08
	(45-74)		
Lowest:	.310	at New Jersey	1/21/12
	(27-87)		

### FREE THROWS MADE

Game:	38	2 times, last, at Sacramento	4/11/11
Half:	26	at Sacramento	4/11/11
Quarter:	16	at Golden State	1/21/09
Low:	3	Detroit	1/16/09

### FREE THROWS ATTEMPTED

Game:	43	at Washington	1/18/12
Half:	30	at Sacramento	4/11/11
Quarter:	22	at Washington	1/18/12
Low:	8	2 times, last, Chicago	1/27/10

### FREE THROW PERCENTAGE

Highest:	1.000	4 times, last, Miami	1/27/10
	(14-14)		
Lowest:	.375	Detroit	1/16/09
	(3-8)		

### THREE-POINT FIELD GOALS MADE

Game:	14	3 times, last, Minnesota (2OT)	3/23/12
Half:	10	2 times, last, at LA Clippers	1/30/12
Quarter:	7	at San Antonio	12/14/08
Low:	0	2 times, last, at Washington	3/14/11

### THREE-POINT FIELD GOALS ATTEMPTED

Game:	36	Minnesota (2OT)	3/23/12
Half:	21	at Phoenix	2/4/11
Quarter:	12	at Phoenix	2/4/11
Low:	5	Memphis (OT)	2/8/11

### THREE-POINT FIELD GOAL PERCENTAGE

Highest:	.714	at Charlotte	3/17/10
	(5-7)		
Lowest:	.000	2 times, last, at Washington	3/14/11
	(0-9)		

### REBOUNDS

Game:	67	at L.A. Lakers (2OT)	4/22/12
Half:	41	at Memphis	12/11/09
Quarter:	26	at Memphis	12/11/09
Low:	26	2 times, last, at Toronto	3/19/10

### ASSISTS

Game:	36	at Phoenix	2/20/09
Half:	23	Phoenix	3/7/12
Quarter:	12	7 times, last, Minnesota	3/23/12
Low:	7	L.A. Lakers	3/26/10

### PERSONAL FOULS

Game:	31	2 times, last, at Utah	4/6/10
-------	----	------------------------	--------

### DISQUALIFICATIONS

Game:	2	2 times, last, at Sacramento	2/1/09
-------	---	------------------------------	--------

### STEALS

Game:	16	2 times, last, at New Orleans	12/10/10
Half:	11	at Denver	3/3/10
Quarter:	7	3 times, last, Milwaukee	4/13/11
Low:	1	2 times, last, at Detroit	10/29/10

### BLOCKED SHOTS

Game:	16	2 times, last, L.A. Lakers	11/3/09
Half:	9	Orlando	11/12/08
Quarter:	6	Miami	1/18/09
Low:	0	2 times, last, at Sacramento	2/12/11

### TURNOVERS:

Game:	26	L.A. Lakers	11/3/09
Half:	16	at Utah	11/24/09
Quarter:	12	New Jersey	12/29/10
Low:	5	2 times, last, at Portland	4/1/11





## OKLAHOMA CITY INDIVIDUAL RECORDS

### POINTS

Game:	51	Kevin Durant	Minnesota	3/23/12
Half:	32	Kevin Durant	at Minnesota (OT)	1/26/11
Quarter:	21	2 times, last, Kevin Durant	Denver	12/25/10

### REBOUNDS

Game:	20	Serge Ibaka	Phoenix	3/7/12
Half:	13	Serge Ibaka	Phoenix	3/7/12
Quarter:	9	3 times, last, Serge Ibaka	Phoenix	3/7/12

### ASSISTS

Game:	16	Russell Westbrook	Minnesota	4/4/10
Half:	10	5 times, last, Russell Westbrook	Minnesota	11/22/10
Quarter:	8	3 times, last, Russell Westbrook	Minnesota	4/4/10

### STEALS

Game:	8	Russell Westbrook	at Golden State	2/6/10
Half:	4	Many Times, last, Thabo Sefolosha	at Milwaukee	4/4/12
Quarter:	4	Russell Westbrook	at Golden State	2/6/10

### BLOCKED SHOTS

Game:	11	Serge Ibaka	Portland (OT)	2/6/12
-------	----	-------------	---------------	--------

### FIELD GOALS MADE

Game:	19	Kevin Durant	Denver (OT)	2/19/12
Half:	15	Kevin Durant	at L.A. Clippers	1/23/09
Quarter:	9	Kevin Durant	at L.A. Clippers	1/23/09

### FIELD GOAL ATTEMPTED

Game:	34	Kevin Durant	at L.A. Lakers (2OT)	4/22/12
Half:	19	Kevin Durant	at Golden State	4/11/10
Quarter:	15	Kevin Durant	at Golden State	4/11/10

### THREE-POINT FIELD GOALS MADE

Game:	7	Kevin Durant	at Utah	4/6/10
Half:	5	Kevin Durant	at Utah	4/6/10
Quarter:	4	4 times, last, Daequan Cook	Sacramento	4/24/12

### THREE-POINT FIELD GOALS ATTEMPTED

Game:	15	Kevin Durant	at Portland	4/1/11
Half:	9	2 times, last, Kevin Durant	at Portland	4/1/11
Quarter:	6	3 times, last, Daequan Cook	L.A. Lakers	2/23/12

### FREE THROWS MADE

Game:	24	Kevin Durant	at L.A. Clippers	1/23/09
Half:	15	3 times, last, Kevin Durant	at Toronto	3/19/10
Quarter:	10	3 times, last, Kevin Durant	Utah	3/23/11

### FREE THROWS ATTEMPTED

Game:	26	Kevin Durant	Golden State	12/8/08
Half:	17	Kevin Durant	at L.A. Clippers	1/23/09
Quarter:	11	Kevin Durant	Utah	3/23/11



## OKLAHOMA CITY OPPONENT INDIVIDUAL RECORDS

### POINTS

Game:	51	Kevin Love	Minnesota (2OT)	3/23/12
Half:	30	Monta Ellis	at Golden State	2/7/12
Quarter:	18	4 times, last, Monta Ellis	at Golden State	2/7/12

### REBOUNDS

Game:	23	Dwight Howard	at Orlando	12/5/08
Half:	16	Zach Randolph	at Memphis	12/11/09
Quarter:	13	Zach Randolph	at Memphis	12/11/09

### ASSISTS

Game:	16	Chris Paul	at New Orleans	11/22/08
Half:	13	Steve Nash	Phoenix	3/7/12
Quarter:	9	JJ Barea	Minnesota	3/23/12

### STEALS

Game:	7	Cuttino Mobley	L.A. Clippers	11/19/08
Half:	5	2 times, last, Tony Allen	Memphis (OT)	2/8/11
Quarter:	4	8 times, last, Brandon Jennings	Milwaukee	4/13/11

### BLOCKED SHOTS

Game:	10	Dwight Howard	Orlando	11/12/08
-------	----	---------------	---------	----------

### FIELD GOALS MADE

Game:	18	Monta Ellis	at Golden State	2/7/12
Half:	12	Monta Ellis	at Golden State	2/7/12
Quarter:	8	2 times, last, Dwight Howard	at Orlando	3/1/12

### FIELD GOAL ATTEMPTED

Game:	33	Nick Young	Washington (2OT)	1/28/11
Half:	19	2 times, last, Tony Parker	at San Antonio	2/4/12
Quarter:	12	5 times, last, Jamal Crawford	Portland	3/18/12

### THREE-POINT FIELD GOALS MADE

Game:	7	2 times, last, Kevin Love	Minnesota (2OT)	3/23/12
Half:	5	4 times, last, Kevin Love	Minnesota (2OT)	3/23/12
Quarter:	4	3 times, last, John Lucas	Chicago	4/1/12

### THREE-POINT FIELD GOALS ATTEMPTED

Game:	12	3 times, last, Ryan Anderson	Orlando	12/25/11
Half:	9	Vince Carter	at Phoenix	2/4/11
Quarter:	7	John Lucas	Chicago	4/1/12

### FREE THROWS MADE

Game:	18	DeMarcus Cousins	at Sacramento	4/11/11
Half:	15	Dwight Howard	Orlando	1/13/11
Quarter:	9	2 times, last, Zach Randolph	at Memphis	1/4/11

### FREE THROWS ATTEMPTED

Game:	21	DeMarcus Cousins	at Sacramento	4/11/11
Half:	17	2 times, last, DeMarcus Cousins	at Sacramento	4/11/11
Quarter:	11	DeMarcus Cousins	at Sacramento	4/11/11





## ALL-TIME CAREER LEADERS

### POINTS

1.	Gary Payton	18,207
2.	Fred Brown	14,018
3.	Jack Sikma	12,034
4.	Rashard Lewis	10,251
5.	Shawn Kemp	10,148
6.	<b>Kevin Durant</b>	<b>9,978</b>
7.	Gus Williams	9,676
8.	Dale Ellis	9,405
9.	Xavier McDaniel	8,438
10.	Spencer Haywood	8,131

### REBOUNDS

1.	Jack Sikma	7,729
2.	Shawn Kemp	5,978
3.	Gary Payton	4,240
4.	Michael Cage	3,975
5.	Spencer Haywood	3,954
6.	<b>Nick Collison</b>	<b>3,603</b>
7.	Rashard Lewis	3,595
8.	Nate McMillan	3,222
9.	Xavier McDaniel	2,839
10.	<b>Kevin Durant</b>	<b>2,513</b>

### STEALS

1.	Gary Payton	2,107
2.	Nate McMillan	1,544
3.	Fred Brown	1,149
4.	Gus Williams	1,086
5.	Don "Slick" Watts	833
6.	Shawn Kemp	775
7.	Jack Sikma	755
8.	Rashard Lewis	708
9.	Brent Barry	528
10.	Michael Cage	508

### GAMES PLAYED

1.	Gary Payton	999
2.	Fred Brown	963
3.	Nate McMillan	796
4.	Jack Sikma	715
5.	Shawn Kemp	625
6.	Rashard Lewis	617
7.	<b>Nick Collison</b>	<b>588</b>
8.	Michael Cage	490
9.	Gus Williams	477
10.	Dale Ellis	451

### PERSONAL FOULS

1.	Gary Payton	2,577
2.	Jack Sikma	2,473
3.	Nate McMillan	2,408
4.	Shawn Kemp	2,379
5.	Fred Brown	1,937
6.	<b>Nick Collison</b>	<b>1,836</b>
7.	Rashard Lewis	1,477
8.	Tom Chambers	1,473
9.	Xavier McDaniel	1,347
10.	Derrick McKey	1,318

### SCORING AVERAGE (MINIMUM 200 GAMES)

1.	<b>Kevin Durant</b>	<b>26.3</b>
2.	Spencer Haywood	24.9
3.	Ray Allen	24.6
4.	Bob Rule	21.4
5.	Dale Ellis	20.9
6.	Xavier McDaniel	20.7
7.	Tom Chambers	20.4
8.	Gus Williams	20.3
9.	Lenny Wilkens	19.5
10.	<b>Russell Westbrook</b>	<b>19.0</b>

### ASSISTS

1.	Gary Payton	7,384
2.	Nate McMillan	4,893
3.	Fred Brown	3,160
4.	Gus Williams	2,865
5.	Lenny Wilkens	2,777
6.	Jack Sikma	2,345
7.	Don "Slick" Watts	2,274
8.	<b>Russell Westbrook</b>	<b>2,119</b>
9.	Luke Ridnour	1,805
10.	Brent Barry	1,668

### BLOCKED SHOTS

1.	Shawn Kemp	959
2.	Jack Sikma	705
3.	<b>Serge Ibaka</b>	<b>536</b>
4.	Alton Lister	500
5.	Tom Burleson	420
5.	Derrick McKey	375
6.	<b>Nick Collison</b>	<b>368</b>
7.	<b>Kevin Durant</b>	<b>365</b>
8.	Rashard Lewis	362
9.	Nate McMillan	356
10.	Jerome James	339

### MINUTES

1.	Gary Payton	36,858
2.	Jack Sikma	24,707
3.	Fred Brown	24,422
4.	Rashard Lewis	20,921
5.	Nate McMillan	20,462
6.	Shawn Kemp	18,609
7.	Gus Williams	16,262
8.	Dale Ellis	15,057
9.	Detlef Schrempf	14,513
10.	Kevin Durant	14,476

### DISQUALIFICATIONS

1.	Shawn Kemp	79
2.	Nate McMillan	43
3.	Jack Sikma	40
4.	Lonnie Shelton	38
5.	Tom Meschery	36
6.	Tom Chambers	31
7.	<b>Nick Collison</b>	<b>27</b>
8T.	Bob Rule	24
8T.	Don "Slick" Watts	24
10T.	Alton Lister	22
10T.	Dick Snyder	22



## ALL-TIME CAREER LEADERS

### FIELD GOALS MADE

1.	Gary Payton	7,292
2.	Fred Brown	6,006
3.	Jack Sikma	4,493
4.	Gus Williams	3,978
5.	Rashard Lewis	3,762
6.	Shawn Kemp	3,672
7.	Dale Ellis	3,611
8.	Xavier McDaniel	3,496
9.	<b>Kevin Durant</b>	<b>3,396</b>
10.	Spencer Haywood	3,168

### FIELD GOALS ATTEMPTED

1.	Gary Payton	15,562
2.	Fred Brown	12,568
3.	Jack Sikma	9,539
4.	Gus Williams	8,374
5.	Rashard Lewis	8,162
6.	<b>Kevin Durant</b>	<b>7,259</b>
7.	Dale Ellis	7,246
8.	Xavier McDaniel	7,074
9.	Shawn Kemp	7,054
10.	Spencer Haywood	6,849

### FIELD GOAL PERCENTAGE (MINIMUM 1,000 ATTS.)

1.	James Donaldson	.584
2.	<b>Serge Ibaka</b>	<b>.540</b>
3.	Chris Wilcox	.537
4.	<b>Nick Collison</b>	<b>.536</b>
5.	Michael Cage	.522
6.	Shawn Kemp	.521
7.	Sedale Threatt	.509
8.	Olden Polynice	.505
9.	Danny Vranes	.504
10.	Dick Snyder	.503

### THREE-POINT FIELD GOALS MADE

1.	Rashard Lewis	973
2.	Gary Payton	917
3.	Ray Allen	869
4.	Dale Ellis	699
5.	Brent Barry	669
6.	Sam Perkins	592
7.	<b>Kevin Durant</b>	<b>429</b>
8.	Vladimir Radmanovic	510
9.	Hersey Hawkins	469
10.	Detlef Schrempf	340

### FREE THROWS MADE

1.	Jack Sikma	3,044
2.	Shawn Kemp	2,780
3.	Gary Payton	2,706
4.	<b>Kevin Durant</b>	<b>2,624</b>
5.	Tom Chambers	2,150
6.	Lenny Wilkens	1,926
7.	Fred Brown	1,896
8.	Spencer Haywood	1,795
9.	Detlef Schrempf	1,774
10.	Rashard Lewis	1,754

### FREE THROWS ATTEMPTED

1.	Shawn Kemp	3,808
2.	Gary Payton	3,726
3.	Jack Sikma	3,641
4.	<b>Kevin Durant</b>	<b>2,988</b>
5.	Tom Chambers	2,603
6.	Lenny Wilkens	2,460
7.	Gus Williams	2,216
8.	Fred Brown	2,211
9.	Spencer Haywood	2,207
10.	Detlef Schrempf	2,192

### FREE THROW PERCENTAGE (MINIMUM 500 ATTS.)

1.	Ricky Pierce	.906
2.	Ray Allen	.899
3.	Eddie A. Johnson	.891
4.	<b>Kevin Durant</b>	<b>.878</b>
5.	Hersey Hawkins	.876
6.	Kevin Durant	.867
7.	Fred Brown	.858
8.	Luke Ridnour	.855
9.	Dick Snyder	.843
10.	Jack Sikma	.836

### THREE-POINT FIELD GOALS ATTEMPTED

1.	Gary Payton	2,855
2.	Rashard Lewis	2,519
3.	Ray Allen	2,252
4.	Dale Ellis	1,674
5.	Brent Barry	1,560
6.	Sam Perkins	1,549
7.	<b>Kevin Durant</b>	<b>1,544</b>
8.	Vladimir Radmanovic	1,352
9.	Hersey Hawkins	1,216
10.	Nate McMillan	870





## GREATEST INDIVIDUAL PERFORMANCES

### POINTS

58	Fred Brown	at Golden State	3/23/74
54	Ray Allen	Utah (OT)	1/12/07
53	Dale Ellis	at Milwaukee (3OT)	11/9/89
51	<b>Kevin Durant</b>	<b>Denver (OT)</b>	<b>2/19/12</b>
51	Spencer Haywood	Kansas City-Omaha	1/3/73
50	Rashard Lewis	L.A. Clippers (at Japan)	10/31/03
49	Dale Ellis	Sacramento	1/5/89
49	Bob Rule	Philadelphia	11/15/69
48	Spencer Haywood	Cleveland	1/7/72
47	<b>Kevin Durant</b>	<b>at Minnesota (OT)</b>	<b>1/26/11</b>
47	<b>Kevin Durant</b>	<b>New Orleans</b>	<b>2/17/09</b>
47	Dale Ellis	Detroit	1/22/88
47	Dale Ellis	San Antonio	1/9/88
47	John Brisker	at Kansas City-Omaha	11/25/73
47	Bob Rule	Cincinnati	3/1/69
47	Bob Rule	L.A. Lakers	11/21/69

### REBOUNDS

30	Jim Fox	L.A. Lakers	12/26/73
29	Marvin Webster	at Atlanta	11/1/77
29	Jim Fox	Golden State	2/16/73
27	Bob Rule	New York	12/22/67
25	Jack Sikma	at Utah	2/10/83
25	Jack Sikma	Kansas City	12/17/82
25	Spencer Haywood	L.A. Lakers	3/25/73
25	Pete Cross	Portland	1/1/71
24	Chris Wilcox	Houston	4/4/06
24	Marvin Webster	at Indiana (OT)	11/2/77
24	Spencer Haywood	Capital (Washington)	12/14/73
24	Spencer Haywood	at Philadelphia	12/12/73
24	Spencer Haywood	Portland	12/18/71
24	Pete Cross	Cleveland	11/13/70
24	Don Smith	Phoenix	10/21/70

### ASSISTS

25	Nate McMillan	L.A. Clippers	2/23/87
21	Nate McMillan	Sacramento	3/31/87
20	Gus Williams	Dallas	12/9/83
19	Nate McMillan	at Portland	2/18/89
19	Lenny Wilkens	L.A. Lakers	10/30/71
19	Lenny Wilkens	Portland	10/23/70
18	Gary Payton	at Houston	11/5/02
18	Avery Johnson	Miami	1/5/90
18	Don "Slick" Watts	at Chicago (2OT)	12/21/76
18	Lenny Wilkens	Phoenix	11/29/69
17	Gary Payton	at Washington	11/10/99
17	Gary Payton	Charlotte	3/27/96
17	Nate McMillan	at Orlando	2/20/90
17	Nate McMillan	L.A. Lakers	3/1/88
17	Don "Slick" Watts	Cleveland	12/11/74
17	Don "Slick" Watts	Chicago (OT)	1/4/74
17	Lenny Wilkens	Buffalo	1/28/71
17	Lenny Wilkens	Chicago	10/28/69
17	Walt Hazzard	New York (at Philadelphia)	12/26/67

## OPPONENT GREATEST INDIVIDUAL PERFORMANCES



### POINTS

60	Tom Chambers	at Phoenix	3/24/90
53	Wilt Chamberlain	Philadelphia	12/20/67
52	Bob McAdoo	Buffalo	3/17/76
52	Wilt Chamberlain	Philadelphia (at Boston)	12/1/67
51	Kevin Love	Minnesota (2OT)	3/23/12
51	Antawn Jamison	Golden State	12/3/00
51	Lew Alcindor	Milwaukee	2/19/71
50	Kobe Bryant	at L.A. Lakers	4/15/07
50	Elvin Hayes	at San Diego	11/20/70
49	Elvin Hayes	at San Diego (OT)	1/30/70
48	Monta Ellis	at Golden State	2/7/12
48	Kobe Bryant	L.A. Lakers (OT)	1/14/08
48	Kiki Vandeweghe	Portland	3/5/87
48	Nate Archibald	at Kansas City-Omaha	1/16/73
48	Hal Greer	Philadelphia	2/5/69

### REBOUNDS

38	Wilt Chamberlain	Philadelphia	12/20/67
37	Wilt Chamberlain	Philadelphia (at Boston)	12/1/67
33	Bob Lanier	at Detroit	12/22/72
33	Wilt Chamberlain	L.A. Lakers	2/12/69
32	Moses Malone	at Houston	2/11/82
32	Bill Bridges	at Philadelphia	3/19/72
30	Michael Cage	at L.A. Clippers	4/24/88
29	Lew Alcindor	Milwaukee	2/19/71
29	Nate Thurmond	San Francisco	11/25/69
29	Nate Thurmond	San Francisco	12/24/67

### ASSISTS

23	Magic Johnson	at L.A. Lakers	2/21/84
21	Gary Grant	at L.A. Clippers	1/18/90
21	Magic Johnson	at L.A. Lakers	4/23/89
20	Nick Van Exel	at Denver	12/2/00
20	Lenny Wilkens	at Cleveland	11/27/73
19	Jason Kidd	Phoenix	3/4/99
19	Tim Hardaway	at Golden State	2/18/95
19	John Stockton	Utah	2/27/92
19	Magic Johnson	at L.A. Lakers	3/4/87
19	Nate Archibald	Kansas City	11/10/72
18	Mike Bibby	Vancouver	1/12/01
18	Jason Kidd	at Dallas (OT)	12/12/95
18	John Stockton	at Utah	1/24/94
18	Tim Hardaway	at Golden State	4/25/93
18	Magic Johnson	L.A. Lakers	4/4/89
18	Reggie Theus	Sacramento	2/25/86
18	Johnny Moore	at San Antonio	11/6/83
18	Nate Archibald	Boston	2/16/83
18	Magic Johnson	at L.A. Lakers	2/16/82
18	Wes Matthews	at Atlanta	3/1/81





## ALL-TIME 40+ POINTS PERFORMANCES

PLAYER	OPPONENT	DATE	POINTS	PLAYER	OPPONENT	DATE	POINTS
Fred Brown	at Golden State	3/23/74	58	Fred Brown	at Cleveland	12/30/76	42
Ray Allen	Utah (OT)	1/12/07	54	Spencer Haywood	at Golden State	12/26/72	42
Dale Ellis	at Milwaukee	11/11/89	53	Bob Rule	San Diego (at Eugene)	2/18/70	42
Kevin Durant	Denver (OT)	2/19/12	51	Bob Rule	Detroit	11/16/68	42
Spencer Haywood	Kansas City-Omaha	1/3/73	51	Kevin Durant	Golden State	12/8/08	41
Rashard Lewis	L.A. Clippers (at Japan)	10/31/03	50	Damien Wilkins	at Atlanta (2OT)	11/16/97	41
Dale Ellis	Sacramento	1/5/89	49	Rashard Lewis	at Toronto (OT)	11/13/05	41
Bob Rule	Philadelphia	11/15/69	49	Ray Allen	L.A. Clippers	1/24/04	41
Spencer Haywood	Cleveland	1/7/72	48	Gary Payton	Washington	2/15/00	41
Kevin Durant	at Minnesota (OT)	1/26/11	47	Vin Baker	Indiana	2/4/98	41
Dale Ellis	Detroit	1/22/88	47	Xavier McDaniel	Portland (3OT)	12/1/90	41
Dale Ellis	San Antonio	1/9/88	47	Xavier McDaniel	New York	1/20/88	41
John Brisker	at Kansas City-Omaha	11/25/73	47	Dale Ellis	at L.A. Clippers (OT)	1/16/88	41
Bob Rule	L.A. Lakers	11/21/69	47	Dale Ellis	at L.A. Clippers	4/16/87	41
Bob Rule	Cincinnati	3/1/69	47	Gus Williams	at San Diego (OT)	4/8/82	41
Kevin Durant	New Orleans	2/17/09	47	Gus Williams	at Phoenix	3/21/82	41
Kevin Durant	at L.A. Clippers	1/23/09	46	Gus Williams	Phoenix	11/28/79	41
Dale Ellis	at Utah	1/14/88	46	Fred Brown	at New Orleans	11/9/75	41
Tom Chambers	Houston	1/6/88	46	Dick Snyder	at Atlanta	1/19/74	41
Bob Rule	at Cincinnati	3/13/68	46	Lenny Wilkens	Atlanta	11/29/70	41
Russell Westbrook	Minnesota (2OT)	3/23/12	45	Bob Rule	Boston	12/26/69	41
Kevin Durant	at Utah (OT)	4/6/10	45	Walt Hazzard	at Detroit	1/19/68	41
Kevin Durant	San Antonio	3/22/10	45	James Harden	at Phoenix	4/18/12	40
Kevin Durant	Golden State	1/31/10	45	Kevin Durant	Minnesota (2OT)	3/23/12	40
Rashard Lewis	Orlando	1/11/06	45	Russell Westbrook	Denver (OT)	2/19/12	40
Walt Hazzard	Cincinnati (at Phoenix)(OT)	2/5/68	45	Kevin Durant	Washington (2OT)	1/28/11	40
Walt Hazzard	San Diego	12/28/67	45	Kevin Durant	Memphis	1/8/11	40
Bob Rule	at L.A. Lakers	12/14/69	45	Kevin Durant	at Golden State	4/11/10	40
Kevin Durant	at Indiana	4/6/12	44	Kevin Durant	Minnesota	4/4/10	40
Kevin Durant	Denver	12/25/10	44	Kevin Durant	Indiana	1/9/10	40
Ray Allen	Denver	1/23/07	44	Kevin Durant	at New Jersey	12/28/09	40
Gary Payton	at Minnesota (OT)	3/4/01	44	Kevin Durant	L.A. Clippers	11/15/09	40
Spencer Haywood	at Portland (OT)	2/13/72	44	Ray Allen	New York (OT)	3/25/05	40
Kevin Durant	at Minnesota (2OT)	3/23/12	43	Ray Allen	Utah (OT)	2/25/04	40
Kevin Durant	New Orleans	2/2/11	43	Ray Allen	at L.A. Clippers	3/1/03	40
Russell Westbrook	at Indiana (OT)	11/26/10	43	Gary Payton	Indiana (OT)	12/4/02	40
Gary Payton	L.A. Clippers	12/27/01	43	Gary Payton	at Vancouver	3/13/00	40
Gary Payton	at Houston	4/16/00	43	Dale Ellis	at Utah	2/1/88	40
Dale Ellis	at Sacramento (OT)	4/19/90	43	Xavier McDaniel	at New York (OT)	3/23/87	40
Kevin Durant	at Golden State	4/16/08	42	Dale Ellis	at Sacramento	3/15/87	40
Ray Allen	at Phoenix (2OT)	1/22/06	42	Dale Ellis	at Phoenix	2/28/87	40
Ray Allen	Portland (OT)	1/5/04	42	Dale Ellis	at Philadelphia (OT)	1/21/87	40
Shawn Kemp	at L.A. Clippers (2OT)	12/10/94	42	Spencer Haywood	Portland	3/30/75	40
Dale Ellis	L.A. Lakers	1/3/89	42	Fred Brown	at Philadelphia (OT)	11/29/74	40
Dale Ellis	at Sacramento	1/26/88	42	Fred Brown	at Portland	11/23/74	40
Tom Chambers	Sacramento	12/17/87	42	Spencer Haywood	L.A. Lakers	10/30/74	40
Tom Chambers	at Houston (2OT)	3/10/87	42	Spencer Haywood	Buffalo	2/11/73	40
Gus Williams	Utah	1/15/82	42				

**TOTAL: 95**

### 40+ POINTS LEADERS

Kevin Durant	21	Walt Hazzard	3
Dale Ellis	14	Xavier McDaniel	3
Ray Allen	8	James Harden	1
Bob Rule	8	Vin Baker	1
Spencer Haywood	7	John Brisker	1
Gary Payton	6	Shawn Kemp	1
Fred Brown	5	Dick Snyder	1
Gus Williams	4	Lenny Wilkens	1
Russell Westbrook	3	Damien Wilkins	1
Rashard Lewis	3		
Tom Chambers	3	<b>TOTAL:</b>	<b>95</b>



## ALL-TIME 20+ REBOUNDS PERFORMANCES

PLAYER	OPPONENT	DATE	REBOUNDS	PLAYER	OPPONENT	DATE	REBOUNDS
Jim Fox	L.A. Lakers	12/26/73	30	Jack Sikma	Portland	11/25/81	21
Marvin Webster	at Atlanta	11/1/77	29	James Bailey	L.A. Lakers	12/12/80	21
Jim Fox	Golden State (OT)	2/16/73	29	Jack Sikma	at Kansas City (OT)	11/30/79	21
Bob Rule	New York	12/22/67	27	Marvin Webster	at Philadelphia	2/12/78	21
Jack Sikma	at Utah	2/10/83	25	Marvin Webster	at L.A. Lakers	12/16/77	21
Jack Sikma	Kansas City	12/17/82	25	Spencer Haywood	at Buffalo	3/8/74	21
Spencer Haywood	L.A. Lakers	3/25/73	25	Spencer Haywood	at Detroit	3/1/74	21
Pete Cross	Portland	1/1/71	25	Jim Fox	Chicago	4/1/74	21
Chris Wilcox	Houston	4/4/06	24	Spencer Haywood	Cincinnati	2/26/72	21
Marvin Webster	at Indiana (OT)	11/2/77	24	Pete Cross	Cincinnati	2/10/72	21
Spencer Haywood	Capital	12/14/73	24	Don Smith	at Philadelphia	12/01/71	21
Spencer Haywood	at Philadelphia	12/12/73	24	Pete Cross	at Cincinnati	1/9/71	21
Spencer Haywood	Portland	12/18/71	24	Tom Black	San Diego	12/20/70	21
Pete Cross	Cleveland	11/13/70	24	Don Smith	Portland	10/23/70	21
Don Smith	Phoenix	10/21/70	24	Bob Rule	Detroit	11/19/67	21
Michael Cage	Minnesota	12/6/91	23	George Wilson	at St. Louis	11/8/67	21
Jack Sikma	Denver	1/5/79	23	Serge Ibaka	Phoenix	3/7/12	20
Marvin Webster	Washington	12/18/77	23	Shawn Kemp	at Houston (in Japan)	11/7/92	20
Spencer Haywood	at L.A. Lakers	12/7/73	23	Michael Cage	at Washington	11/19/91	20
Spencer Haywood	Detroit	10/28/73	23	Michael Cage	Sacramento	2/23/90	20
Chris Wilcox	Washington	3/21/07	22	Michael Cage	Phoenix	12/13/88	20
Shawn Kemp	at Dallas (OT)	12/12/95	22	Jack Sikma	Houston	4/8/84	20
Michael Cage	Indiana	11/9/91	22	Jack Sikma	Denver	2/7/84	20
Jack Sikma	Portland	12/18/84	22	Jack Sikma	Utah	12/28/83	20
Jack Sikma	Cleveland	3/2/79	22	Jack Sikma	at Detroit	1/26/83	20
Spencer Haywood	Atlanta	10/24/73	22	Jack Sikma	at L.A. Lakers	1/3/82	20
Jim Fox	at Buffalo	3/2/73	22	Jack Sikma	Phoenix	10/25/80	20
Spencer Haywood	Atlanta	2/23/73	22	Jack Sikma	San Antonio	11/2/79	20
Spencer Haywood	Boston	2/16/72	22	Jack Sikma	at San Diego (OT)	4/4/79	20
Don Smith	Phoenix	1/15/72	22	Jack Sikma	at Philadelphia	12/2/78	20
Pete Cross	Cincinnati	1/22/71	22	Jack Sikma	at Kansas City	2/28/78	20
Pete Cross	at Portland	10/30/70	22	Tom Burleson	at Philadelphia	12/3/76	20
Pete Cross	San Francisco	11/27/70	22	Tom Burleson	at Golden State	2/7/76	20
Tom Meschery	Phoenix (2OT)	11/15/68	22	Spencer Haywood	Philadelphia	2/25/74	20
Bob Rule	Philadelphia	12/18/68	22	Spencer Haywood	at Detroit	1/17/73	20
Nick Collison	Washington	3/26/08	21	Pete Cross	Detroit	2/23/72	20
Nick Collison	at Phoenix	1/9/07	21	Spencer Haywood	Detroit	2/23/72	20
Reggie Evans	Charlotte	2/5/05	21	Don Smith	Buffalo	10/28/71	20
Shawn Kemp	at Detroit	11/15/95	21	Spencer Haywood	Detroit	3/11/71	20
Shawn Kemp	at Charlotte	1/31/92	21	Spencer Haywood	San Francisco	2/14/71	20
Michael Cage	at L.A. Clippers	4/1/90	21	Spencer Haywood	at Detroit	1/19/71	20
Alton Lister	Cleveland	3/2/87	21	Pete Cross	Baltimore	1/17/71	20
Alton Lister	Phoenix (OT)	1/31/87	21	Pete Cross	L.A. Lakers	12/11/70	20
Jack Sikma	Houston	12/9/84	21	Bob Rule	Milwaukee	11/28/68	20
Jack Sikma	Portland	4/13/82	21	Bob Rule	at Milwaukee	11/12/68	20
Jack Sikma	Phoenix	4/6/82	21				
Jack Sikma	at Denver	1/9/82	21	<b>TOTAL: 92</b>			

### 20+ REBOUNDS LEADERS

Jack Sikma	21	Don Smith	5	Nick Collison	2	Tom Black	1
Spencer Haywood	18	Marvin Webster	5	Alton Lister	2	Reggie Evans	1
Pete Cross	10	Jim Fox	4	Chris Wilcox	2	Tom Meschery	1
Michael Cage	6	Shawn Kemp	4	Serge Ibaka	1	George Wilson	1
Bob Rule	5	Tom Burleson	2	James Bailey	1	<b>TOTAL:</b>	<b>92</b>





## ALL-TIME 20-20 CLUB

PLAYER	DATE	OPPONENT	POINTS	REBOUNDS
Bob Rule	11/19/67	New York (OT)	31	21
Bob Rule	11/12/68	at Milwaukee	28	20
Bob Rule	11/28/68	Milwaukee	27	20
Bob Rule	12/18/68	Philadelphia	36	22
Spencer Haywood	1/19/71	at Detroit	24	20
Spencer Haywood	2/14/71	San Francisco	25	20
Spencer Haywood	3/11/71	Detroit	28	20
Spencer Haywood	12/18/71	Portland	32	24
Spencer Haywood	2/16/72	Boston	26	22
Spencer Haywood	2/23/72	Detroit	38	20
Spencer Haywood	2/26/72	Cincinnati	38	21
Spencer Haywood	1/17/73	at Detroit	28	20
Spencer Haywood	2/23/73	Atlanta	29	22
Spencer Haywood	3/25/73	L.A. Lakers	25	25
Spencer Haywood	10/24/73	Atlanta	21	22
Spencer Haywood	10/28/73	Detroit	22	23
Spencer Haywood	12/7/73	at L.A. Lakers	29	23
Spencer Haywood	12/14/73	Capital (Washington)	26	24
Jim Fox	12/26/73	L.A. Lakers	25	30
Spencer Haywood	2/23/74	Philadelphia	37	20
Spencer Haywood	3/8/74	at Buffalo (OT)	31	21
Tom Burleson	2/7/76	at Golden State	26	20
Marvin Webster	12/18/77	Washington	21	23
Jack Sikma	12/2/78	at Philadelphia	29	20
Jack Sikma	1/5/79	Denver	23	23
Jack Sikma	10/25/80	Phoenix	22	20
Jack Sikma	4/13/82	Portland	22	21
Jack Sikma	12/12/82	Kansas City	26	25
Jack Sikma	1/26/83	at Detroit	26	20
Jack Sikma	2/10/83	at Utah	39	25
Jack Sikma	12/28/83	Utah	20	20
Jack Sikma	4/8/84	Houston	29	20
Jack Sikma	12/18/84	Portland	27	22
Michael Cage	11/9/91	Indiana	23	22
Michael Cage	11/19/91	at Washington	20	20
Shawn Kemp	1/31/92	at Charlotte	22	21
Shawn Kemp	11/7/92	at Houston (in Japan)	29	20
Shawn Kemp	11/15/95	at Detroit	23	21
Chris Wilcox	4/4/06	Houston	26	24
Nick Collison	1/9/07	at Phoenix	29	21
Chris Wilcox	3/21/07	Washington	27	22

TOTAL: 41

### 20-20 CLUB LEADERS

Spencer Haywood	16	Michael Cage	2	Jim Fox	1
Jack Sikma	10	Chris Wilcox	2	Marvin Webster	1
Bob Rule	4	Tom Burleson	1	TOTAL:	41
Shawn Kemp	3	Nick Collison	1		



## ALL-TIME TRIPLE-DOUBLES

PLAYER	DATE	OPPONENT	POINTS	REBOUNDS	ASSISTS
Lenny Wilkens	11/15/68	Phoenix (2OT)	30	12	14
Lenny Wilkens	12/7/68	at San Francisco	18	10	12
Lenny Wilkens	12/30/68	Phoenix	18	10	12
Lenny Wilkens	2/16/69	Cincinnati	34	14	12
Lenny Wilkens	3/12/69	San Diego (at Vancouver)	36	14	14
Lenny Wilkens	11/2/69	at Atlanta	19	10	11
Lenny Wilkens	12/6/69	at Baltimore (OT)	33	10	11
Lenny Wilkens	1/24/70	L.A. Lakers (OT)	19	13	12
Lenny Wilkens	1/30/70	at San Diego (OT)	22	11	14
Lenny Wilkens	10/30/70	at Portland	35	10	10
Lee Winfield	12/26/72	Milwaukee	11	10	15
Jim Fox	2/2/73	Chicago	22	18	10
Jim Fox	1/2/74	Buffalo	14	16	10
Don "Slick" Watts	2/21/75	Atlanta	12	10	11
Leonard Gray	2/15/76	Detroit	16	10	10
Don "Slick" Watts	3/3/76	at Detroit	21	10	16
Don "Slick" Watts	3/16/77	at Washington	20	10	12
Don "Slick" Watts	4/3/77	Portland	13	10	13
Gus Williams	12/8/81	at Houston	29	10	10
Jack Sikma	1/22/82	at Boston	11	14	10
Lonnie Shelton	3/18/83	Denver	17	10	10
Jack Sikma	2/14/84	at Golden State	21	16	10
Jack Sikma	12/16/84	at Denver	17	14	10
Nate McMillan	1/18/88	Indiana	16	11	15
Nate McMillan	2/14/89	San Antonio	10	14	12
Nate McMillan	2/17/89	Washington	16	13	16
Nate McMillan	11/28/89	at San Antonio	12	11	14
Gary Payton	2/23/91	Phoenix	18	10	11
Gary Payton	12/21/91	Golden State	17	11	12
Gary Payton	3/31/92	Utah	15	10	13
Shawn Kemp	3/20/94	at Charlotte	15	11	12
Gary Payton	3/18/96	L.A. Clippers	20	10	10
Gary Payton	3/9/97	at Portland	16	10	11
Gary Payton	3/18/97	at Chicago (OT)	14	12	14
Gary Payton	12/30/97	at Golden State	22	10	11
Gary Payton	3/1/99	at Sacramento	28	10	12
Gary Payton	3/12/00	Toronto	22	10	10
Gary Payton	4/18/00	at Sacramento (OT)	33	11	14
Gary Payton	5/3/00	Utah*	35	10	11
Gary Payton	10/31/00	at Vancouver	27	14	10
Gary Payton	12/20/00	Sacramento	19	12	10
Gary Payton	12/5/01	at Detroit	21	15	12
Gary Payton	4/2/02	at Houston	25	10	11
Gary Payton	5/1/02	San Antonio*	28	12	11
Ray Allen	2/28/03	L.A. Lakers	29	10	10
Ray Allen	1/28/04	at L.A. Lakers	18	10	10
Earl Watson	2/6/08	at Sacramento	23	10	10
Russell Westbrook	3/2/09	Dallas	17	10	10
Russell Westbrook	2/21/10	at Minnesota	22	10	14
Russell Westbrook	1/28/11	Washington (2OT)	35	13	13
Russell Westbrook	1/13/11	Orlando	32	10	13
Russell Westbrook	12/31/10	Atlanta	23	10	10

TOTAL: 52

\* Playoffs

### TRIPLE-DOUBLE LEADERS

Gary Payton	16*	Ray Allen	2	Gus Williams	1
Lenny Wilkens	10	Jim Fox	2	Lee Winfield	1
Russell Westbrook	5	Leonard Gray	1	TOTAL:	49
Nate McMillan	4	Shawn Kemp	1		
Don "Slick" Watts	4	Lonnie Shelton	1		
Jack Sikma	3	Earl Watson	1		

\* Includes Playoffs





## AWARD WINNERS

### ALL-NBA TEAM

1971-72	Spencer Haywood (First Team)
1972-73	Spencer Haywood (First Team)
1973-74	Spencer Haywood (Second Team)
1974-75	Spencer Haywood (Second Team)
1979-80	Dennis Johnson (Second Team)
	Gus Williams (Second Team)
1981-82	Gus Williams (First Team)
1988-89	Dale Ellis (Third Team)
1993-94	Shawn Kemp (Second Team)
	Gary Payton (Third Team)
1994-95	Shawn Kemp (Second Team)
	Gary Payton (Second Team)
	Detlef Schrempf (Third Team)
1995-96	Shawn Kemp (Second Team)
	Gary Payton (Second Team)
1996-97	Gary Payton (Second Team)
1997-98	Gary Payton (First Team)
	Vin Baker (Second Team)
1998-99	Gary Payton (Second Team)
1999-00	Gary Payton (First Team)
2000-01	Gary Payton (Third Team)
2001-02	Gary Payton (Second Team)
2004-05	Ray Allen (Second Team)
2009-10	Kevin Durant (First Team)
2010-11	Kevin Durant (First Team)
	Russell Westbrook (Second Team)
2011-12	Kevin Durant (First Team)
	Russell Westbrook (Second Team)

### NBA ALL-DEFENSIVE TEAM

1975-76	Don "Slick" Watts (First Team)
1978-79	Dennis Johnson (First Team)
1979-80	Dennis Johnson (First Team)
1981-82	Lonnie Shelton (Second Team)
	Jack Sikma (Second Team)
1984-85	Danny Vranes (Second Team)
1993-94	Gary Payton (First Team)
	Nate McMillan (Second Team)
1994-95	Gary Payton (First Team)
	Nate McMillan (Second Team)
1995-96	Gary Payton (First Team)
1996-97	Gary Payton (First Team)
1997-98	Gary Payton (First Team)
1998-99	Gary Payton (First Team)
1999-00	Gary Payton (First Team)
2000-01	Gary Payton (First Team)
2001-02	Gary Payton (First Team)
2009-10	Thabo Sefolosha (Second Team)
2011-12	Serge Ibaka (First Team)

### NBA ALL-ROOKIE TEAM

1967-68	Bob Rule (First Team)
	Al Tucker (First Team)
1968-69	Art Harris (First Team)
1974-75	Tom Burleson (First Team)
1977-78	Jack Sikma (First Team)
1985-86	Xavier McDaniel (First Team)
1987-88	Derrick McKey (First Team)
1990-91	Gary Payton (Second Team)
2000-01	Desmond Mason (Second Team)
2001-02	Vladimir Radmanovic (Second Team)
2007-08	Kevin Durant (First Team)
	Jeff Green (First Team)
2008-09	Russell Westbrook (First Team)

2009-10 James Harden (Second Team)

### T-MOBILE NBA ROOKIE OF THE YEAR

2007-08 Kevin Durant

### NBA DEFENSIVE PLAYER OF THE YEAR

1995-96 Gary Payton

### NBA MOST IMPROVED PLAYER

1986-87 Dale Ellis

### KIA SIXTH MAN OF THE YEAR

2011-12 James Harden

### NBA COACH OF THE YEAR

1986-87 Bernie Bickerstaff

2009-10 Scott Brooks

### NBA FINALS MOST VALUABLE PLAYER

1979 Dennis Johnson

### J. WALTER KENNEDY CITIZENSHIP AWARD

1975-76 Don "Slick" Watts

### ALL-STAR SATURDAY LONG-DISTANCE SHOOTOUT CHAMPION

1988-89 Dale Ellis

### NBA SLAM DUNK CHAMPION

2000-01 Desmond Mason

### NBA EXECUTIVE OF THE YEAR

1982-83 Zollie Volchok

1993-94 Bob Whitsitt

### NBA SPORTSMANSHIP AWARD

1998-99 Hersey Hawkins

2002-03 Ray Allen

## LEAGUE LEADERS/ALL-STARS



### LEAGUE LEADERS

PLAYER	YEAR	CATEGORY	AVG/PCT
Lenny Wilkens	1969-70	Assists	9.1
Don "Slick" Watts	1975-76	Assists	8.1
Don "Slick" Watts	1975-76	Steals	3.18
Fred Brown	1979-80	Three-Point FG Pct.	.443
Dana Barros	1991-92	Three-Point FG Pct.	.446
Nate McMillan	1993-94	Steals	2.96
Gary Payton	1995-96	Steals	2.85
Dale Ellis	1997-98	Three-Point FG Pct.	.464
Brent Barry	2000-01	Three-Point FG Pct.	.476
Kevin Durant	2009-10	Points	30.1
Kevin Durant	2010-11	Points	27.7
Kevin Durant	2011-12	Points	28.0
Serge Ibaka	2011-12	Blocks	3.65

### NBA RECORD HOLDERS

PLAYER	DATE/SEASON	CATEGORY	RECORD
Nate McMillan	2/23/87	Assists	Tied rookie single-game record: 25
Dale Ellis	11/9/89	Minutes	Broke record for most minutes played in a single game: 69
Ray Allen	2005-06	Three-pointers made	Broke record for most three-pointers made in a season: 269

### ALL-STAR GAME PARTICIPANTS

1968	Walt Hazzard	1996	Shawn Kemp*, Gary Payton, Coaches George Karl, Dwane Casey, Tim Grgurich, Terry Stotts, Bob Weiss
1969	Lenny Wilkens*		
1970	Bob Rule, Lenny Wilkens		
1971	Lenny Wilkens#	1997	Shawn Kemp*, Gary Payton*, Detlef Schrempf
1972	Spencer Haywood*		
1973	Spencer Haywood*	1998	Gary Payton*, Vin Baker
1974	Spencer Haywood		
1975	Spencer Haywood*		
1976	Fred Brown		
1979	Dennis Johnson, Jack Sikma		
	Coaches Lenny Wilkens,	2000	Gary Payton
	Les Habegger	2001	Gary Payton
1980	Dennis Johnson, Jack Sikma	2002	Gary Payton
	Coaches Lenny Wilkens,		
	Les Habegger,	2003	Gary Payton
	Trainer Frank Furtado	2004	Ray Allen
1981	Paul Westphal*, Jack Sikma	2005	Ray Allen
1982	Lonnie Shelton*, Jack Sikma,		
	Gus Williams*	2006	Ray Allen
	David Thompson*, Jack Sikma,	2007	Ray Allen
1983	Gus Williams	2010	Kevin Durant
	Jack Sikma	2011	Kevin Durant*
1984	Jack Sikma		
1985	Jack Sikma		
1987	Tom Chambers*#	2012	Russell Westbrook
	Trainer Frank Furtado		
1988	Xavier McDaniel		
1989	Dale Ellis*		
1993	Shawn Kemp		
1994	Shawn Kemp*, Gary Payton		
	Coaches George Karl,		
	Bob Kloppenburg,		
	Tim Grgurich, Terry Stotts		
1995	Shawn Kemp*, Gary Payton		
	Detlef Schrempf		

\* Starter

# All-Star Game Most Valuable Player





## YEAR-BY-YEAR STATISTICAL LEADERS

### SCORING

MINIMUM 70 GAMES OR 1,400 POINTS

YEAR	PLAYER	G	PTS	AVG	YEAR	PLAYER	G	PTS	AVG
67-68	Walt Hazzard	79	1894	24.0	90-91	Derrick McKey	73	1115	15.3
68-69	Bob Rule	82	1965	24.0	91-92	Ricky Pierce	78	1690	21.7
69-70	Bob Rule	80	1695	24.6	92-93	Ricky Pierce	77	1403	18.2
70-71	Lenny Wilkens	71	1403	19.8	93-94	Shawn Kemp	79	1431	18.1
71-72	Spencer Haywood	73	1914	26.2	94-95	Gary Payton	82	1689	20.6
72-73	Spencer Haywood	77	2251	29.2	95-96	Shawn Kemp	79	1550	19.6
73-74	Spencer Haywood	75	1761	23.5	96-97	Gary Payton	82	1785	21.8
74-75	Spencer Haywood	68	1525	22.4	97-98	Vin Baker	82	1574	19.2
75-76	Fred Brown	76	1757	23.1	98-99	Gary Payton	50	1084	21.7
76-77	Fred Brown	72	1236	17.2	99-00	Gary Payton	82	1982	24.2
77-78	Gus Williams	79	1431	18.1	00-01	Gary Payton	79	1823	23.1
78-79	Gus Williams	76	1457	19.2	01-02	Gary Payton	82	1815	22.1
79-80	Gus Williams	82	1816	22.1	02-03	Rashard Lewis	77	1396	18.1
80-81	Jack Sikma	82	1530	18.7	03-04	Rashard Lewis	80	1421	17.8
81-82	Gus Williams	80	1875	23.4	04-05	Ray Allen	78	1867	23.9
82-83	Gus Williams	80	1600	20.0	05-06	Ray Allen	78	1955	25.1
83-84	Jack Sikma	82	1563	19.1	06-07	Ray Allen	55	1454	26.4
84-85	Tom Chambers	81	1739	21.5	07-08	Kevin Durant	80	1624	20.3
85-86	Jack Sikma	80	1371	17.1	08-09	Kevin Durant	74	1871	25.3
86-87	Dale Ellis	82	2041	24.9	09-10	Kevin Durant	82	2472	30.1
87-88	Dale Ellis	75	1938	25.8	10-11	Kevin Durant	78	2161	27.7
88-89	Dale Ellis	82	2253	27.5	11-12	Kevin Durant	66	1850	28.0
89-90	Xavier McDaniel	69	1471	21.3					

### REBOUNDING

MINIMUM 70 GAMES OR 800 REBOUNDS

YEAR	PLAYER	G	REB	AVG	YEAR	PLAYER	G	REB	AVG
67-68	Tom Meschery	82	840	10.2	90-91	Shawn Kemp	81	679	8.4
68-69	Bob Rule	82	941	11.5	91-92	Michael Cage	82	728	8.9
69-70	Bob Rule	80	825	10.3	92-93	Shawn Kemp	78	833	10.7
70-71	Pete Cross	79	949	12.0	93-94	Shawn Kemp	79	851	10.8
71-72	Spencer Haywood	73	926	12.7	94-95	Shawn Kemp	82	893	10.9
72-73	Spencer Haywood	77	995	12.9	95-96	Shawn Kemp	79	904	11.4
73-74	Spencer Haywood	75	1007	13.4	96-97	Shawn Kemp	81	807	10.0
74-75	Tom Burleson	82	572	7.0	97-98	Vin Baker	82	656	8.0
75-76	Tom Burleson	82	742	9.0	98-99	Olden Polynice	50	488	8.9
76-77	Tom Burleson	82	551	6.7	99-00	Horace Grant	76	593	7.8
77-78	Marvin Webster	82	1035	12.6	00-01	Patrick Ewing	79	585	7.4
78-79	Jack Sikma	82	1013	12.4	01-02	Rashard Lewis	71	498	7.0
79-80	Jack Sikma	82	908	11.1	02-03	Rashard Lewis	77	503	6.5
80-81	Jack Sikma	82	852	10.4	03-04	Rashard Lewis	80	518	6.5
81-82	Jack Sikma	82	1038	12.7	04-05	Reggie Evans	79	736	9.3
82-83	Jack Sikma	75	856	11.4	05-06	Rashard Lewis	78	390	5.0
83-84	Jack Sikma	82	911	11.1	06-07	Nick Collison	82	666	8.1
84-85	Tom Chambers	81	579	7.1	07-08	Nick Collison	78	730	9.4
85-86	Jack Sikma	80	748	9.4	08-09	Jeff Geen	78	519	6.7
86-87	Alton Lister	75	705	9.4	09-10	Kevin Durant	82	623	7.6
87-88	Alton Lister	82	627	7.6	10-11	Serge Ibaka	82	622	7.6
88-89	Michael Cage	80	765	9.6	11-12	Kevin Durant	66	527	8.0
89-90	Michael Cage	82	821	10.0					

## YEAR-BY-YEAR STATISTICAL LEADERS



### ASSISTS

MINIMUM 70 GAMES OR 400 ASSISTS

YEAR	PLAYER	G	AST	AVG	YEAR	PLAYER	G	AST	AVG
67-68	Walt Hazzard	79	493	6.2	90-91	Gary Payton	82	528	6.4
68-69	Lenny Wilkens	82	674	8.2	91-92	Gary Payton	81	506	6.2
69-70	Lenny Wilkens	75	683	9.1	92-93	Nate McMillan	73	384	5.3
70-71	Lenny Wilkens	71	654	9.2	93-94	Gary Payton	82	494	6.0
71-72	Lenny Wilkens	80	766	9.6	94-95	Gary Payton	82	583	7.1
72-73	Fred Brown	79	438	5.5	95-96	Gary Payton	81	608	7.5
73-74	Fred Brown	82	414	5.1	96-97	Gary Payton	82	583	7.1
74-75	Don "Slick" Watts	82	499	6.1	97-98	Gary Payton	82	679	8.3
75-76	Don "Slick" Watts	82	661	8.1	98-99	Gary Payton	50	436	8.7
76-77	Don "Slick" Watts	79	630	8.0	99-00	Gary Payton	82	732	8.9
77-78	Gus Williams	79	294	3.7	00-01	Gary Payton	79	642	8.1
78-79	John Johnson	82	358	4.4	01-02	Gary Payton	82	737	9.0
79-80	John Johnson	81	424	5.2	02-03	Gary Payton	52	457	8.8
80-81	Vinnie Johnson	81	341	4.2	03-04	Antonio Daniels	71	298	4.2
81-82	Gus Williams	80	547	6.8	04-05	Luke Ridnour	82	483	5.9
82-83	Gus Williams	80	643	8.0	05-06	Luke Ridnour	79	550	7.0
83-84	Gus Williams	80	675	8.4	06-07	Earl Watson	77	437	5.7
84-85	Gerald Henderson	79	559	7.1	07-08	Earl Watson	78	531	6.8
85-86	Gerald Henderson	82	487	5.9	08-09	Russell Westbrook	82	435	5.3
86-87	Nate McMillan	71	583	8.2	09-10	Russell Westbrook	82	652	8.0
87-88	Nate McMillan	82	702	8.6	10-11	Russell Westbrook	82	670	8.2
88-89	Nate McMillan	75	696	9.3	11-12	Russell Westbrook	66	362	5.5
89-90	Nate McMillan	82	598	7.3					

### MINUTES PLAYED

MINIMUM 70 GAMES OR 2,000 MINUTES

YEAR	PLAYER	G	MIN	AVG	YEAR	PLAYER	G	MIN	AVG
67-68	Tom Meschery	82	2857	34.8	90-91	Derrick McKey	73	2503	34.3
68-69	Lenny Wilkens	82	3463	42.2	91-92	Ricky Pierce	78	2658	34.1
69-70	Bob Rule	80	2959	37.0	92-93	Shawn Kemp	78	2582	33.1
70-71	Lenny Wilkens	71	2641	37.2	93-94	Gary Payton	82	2881	35.1
71-72	Spencer Haywood	73	3167	43.4	94-95	Gary Payton	82	3015	36.8
72-73	Spencer Haywood	77	3259	42.3	95-96	Gary Payton	81	3162	39.0
73-74	Spencer Haywood	75	3038	40.5	96-97	Gary Payton	82	3213	39.2
74-75	Spencer Haywood	68	2529	37.2	97-98	Gary Payton	82	3145	38.4
75-76	Don "Slick" Watts	82	2776	33.8	98-99	Gary Payton	50	2008	40.2
76-77	Don "Slick" Watts	79	2627	33.3	99-00	Gary Payton	82	3425	41.8
77-78	Marvin Webster	82	2910	35.5	00-01	Gary Payton	79	3244	41.1
78-79	Jack Sikma	82	2958	36.1	01-02	Gary Payton	82	3301	40.3
79-80	Dennis Johnson	81	2937	36.3	02-03	Gary Payton	52	2123	40.8
80-81	Jack Sikma	82	2920	35.6	03-04	Rashard Lewis	80	2931	36.6
81-82	Jack Sikma	82	3049	37.2	04-05	Ray Allen	78	3064	39.3
82-83	Gus Williams	80	2761	34.6	05-06	Ray Allen	76	3022	38.3
83-84	Jack Sikma	82	2993	36.5	06-07	Ray Allen	55	2219	40.3
84-85	Tom Chambers	81	2923	36.1	07-08	Kevin Durant	80	2768	34.6
85-86	Jack Sikma	80	2790	34.9	08-09	Kevin Durant	74	2885	39.0
86-87	Dale Ellis	82	3073	37.5	09-10	Kevin Durant	82	3239	39.5
87-88	Dale Ellis	75	2790	37.2	10-11	Kevin Durant	78	3038	38.9
88-89	Dale Ellis	82	3193	8.9	11-12	Kevin Durant	66	2546	38.6
89-90	Xavier McDaniel	69	2432	35.2					





## YEAR-BY-YEAR STATISTICAL LEADERS

### STEALS

MINIMUM 70 GAMES OR 125 STEALS

YEAR	PLAYER	G	ST	AVG	YEAR	PLAYER	G	ST	AVG
73-74	Fred Brown	82	136	1.66	93-94	Nate McMillan	73	216	2.96
74-75	Don "Slick" Watts	82	190	2.32	94-95	Gary Payton	82	204	2.49
75-76	Don "Slick" Watts	82	261	3.18	95-96	Gary Payton	81	231	2.85
76-77	Don "Slick" Watts	79	214	2.71	96-97	Gary Payton	82	197	2.40
77-78	Gus Williams	79	185	2.34	97-98	Gary Payton	82	185	2.26
78-79	Gus Williams	76	158	2.10	98-99	Gary Payton	50	109	2.18
79-80	Gus Williams	82	200	2.44	99-00	Gary Payton	82	153	1.87
80-81	Fred Brown	78	88	1.13	00-01	Gary Payton	79	127	1.61
81-82	Gus Williams	80	172	2.15	01-02	Brent Barry	81	147	1.81
82-83	Gus Williams	80	182	2.28	02-03	Brent Barry	75	113	1.51
83-84	Gus Williams	80	189	2.36	03-04	Rashard Lewis	80	99	1.24
84-85	Gerald Henderson	79	140	1.77	04-05	Luke Ridnour	82	94	1.15
85-86	Gerald Henderson	82	138	1.68	05-06	Luke Ridnour	79	123	1.56
86-87	Nate McMillan	71	125	1.76	06-07	Earl Watson	77	99	1.29
87-88	Nate McMillan	82	169	2.06	07-08	Kevin Durant	80	78	0.98
88-89	Nate McMillan	75	156	2.08	08-09	Russell Westbrook	82	110	1.34
89-90	Nate McMillan	82	140	1.71	09-10	Kevin Durant	82	112	1.37
90-91	Gary Payton	82	165	2.01	10-11	Russell Westbrook	82	155	1.89
91-92	Gary Payton	81	165	2.04	11-12	Russell Westbrook	66	112	1.70
92-93	Nate McMillan	73	173	2.37					

### BLOCKED SHOTS

MINIMUM 70 GAMES OR 100 BLOCKED SHOTS

YEAR	PLAYER	G	BS	AVG	YEAR	PLAYER	G	BS	AVG
73-74	Spencer Haywood	75	106	1.41	93-94	Shawn Kemp	79	166	2.10
74-75	Tom Burleson	82	153	1.87	94-95	Shawn Kemp	82	122	1.49
75-76	Tom Burleson	82	150	1.83	95-96	Shawn Kemp	79	127	1.61
76-77	Mike Green	76	129	1.70	96-97	Jim McIlvaine	82	164	2.00
77-78	Marvin Webster	82	162	1.98	97-98	Jim McIlvaine	78	137	1.76
78-79	Dennis Johnson	80	97	1.21	98-99	Vin Baker	34	34	1.00
79-80	Dennis Johnson	81	82	1.01	99-00	Vin Baker	79	66	0.84
80-81	James Bailey	82	143	1.74	00-01	Patrick Ewing	79	91	1.15
81-82	James Donaldson	82	139	1.70	01-02	Rashard Lewis	71	40	0.56
82-83	James Donaldson	82	101	1.23	02-03	Predrag Drobnjak	82	38	0.46
83-84	Jack Sikma	82	92	1.12	03-04	Calvin Booth	71	101	1.42
84-85	Jack Sikma	68	91	1.34	04-05	Jerome James	80	111	1.39
85-86	Jack Sikma	80	73	0.91	05-06	Rashard Lewis	78	50	0.64
86-87	Alton Lister	75	180	2.40	06-07	Nick Collison	82	66	0.80
87-88	Alton Lister	82	139	1.70	07-08	Kevin Durant	80	75	0.94
88-89	Alton Lister	82	180	2.20	08-09	Kevin Durant	74	53	0.72
89-90	Derrick McKey	80	81	1.01	09-10	Serge Ibaka	73	97	1.33
90-91	Shawn Kemp	81	123	1.52	10-11	Serge Ibaka	82	198	2.41
91-92	Shawn Kemp	64	124	1.94	11-12	Serge Ibaka	66	241	3.65
92-93	Shawn Kemp	78	146	1.87					

## YEAR-BY-YEAR STATISTICAL LEADERS



### FIELD GOAL PERCENTAGE

MINIMUM 250 FG MADE

YEAR	PLAYER	FG	FGA	PCT	YEAR	PLAYER	FG	FGA	PCT
67-68	Bob Rule	568	1162	.489	90-91	Sedale Threatt	433	835	.519
68-69	Bob Rule	776	1655	.469	91-92	Michael Cage	307	542	.566
69-70	Dick Snyder	456	863	.528	92-93	Derrick McKey	387	780	.496
70-71	Dick Snyder	645	1215	.531	93-94	Shawn Kemp	533	990	.538
71-72	Dick Snyder	496	937	.529	94-95	Shawn Kemp	545	997	.547
72-73	Jim Fox	316	613	.515	95-96	Shawn Kemp	526	937	.561
73-74	Dick Snyder	572	1189	.481	96-97	Shawn Kemp	526	1032	.510
74-75	Archie Clark	455	919	.495	97-98	Vin Baker	631	1164	.542
75-76	Fred Brown	742	1522	.488	98-99	Detlef Schrempf	259	549	.472
76-77	Fred Brown	534	1114	.479	99-00	Ruben Patterson	354	661	.536
77-78	Marvin Webster	427	851	.502	00-01	Ruben Patterson	370	749	.494
78-79	Lonnie Shelton	446	859	.519	01-02	Brent Barry	401	790	.508
79-80	Lonnie Shelton	425	802	.530	02-03	Brent Barry	264	577	.458
80-81	Vinnie Johnson	419	785	.534	03-04	Ray Allen	447	1017	.440
81-82	James Donaldson	255	419	.609	04-05	Rashard Lewis	532	1151	.462
82-83	James Donaldson	289	496	.583	05-06	Rashard Lewis	538	1151	.467
83-84	Danny Vranes	258	495	.521	06-07	Chris Wilcox	433	819	.529
84-85	Tim McCormick	269	483	.557	07-08	Chris Wilcox	334	638	.524
85-86	Tim McCormick	253	444	.570	08-09	Kevin Durant	661	1390	.476
86-87	Dale Ellis	785	1530	.516	09-10	Nenad Krstic	281	560	.502
87-88	Dale Ellis	764	1519	.503	10-11	Serge Ibaka	335	617	.543
88-89	Derrick McKey	487	970	.502	11-12	Serge Ibaka	262	490	.535
89-90	Sedale Threatt	303	599	.506					

### FREE THROW PERCENTAGE

MINIMUM 125 FT MADE

YEAR	PLAYER	FT	FTA	PCT	YEAR	PLAYER	FT	FTA	PCT
67-68	Bob Weiss	213	254	.838	90-91	Ricky Pierce	148	160	.925
68-69	Lenny Wilkens	547	710	.770	91-92	Ricky Pierce	417	455	.916
69-70	Bob Boozer	263	320	.822	92-93	Eddie Johnson	234	257	.911
70-71	Dick Snyder	302	361	.837	93-94	Ricky Pierce	189	211	.896
71-72	Dick Snyder	218	259	.842	94-95	Detlef Schrempf	437	521	.839
72-73	Dick Snyder	186	216	.861	95-96	Hersey Hawkins	247	283	.873
73-74	Dick Snyder	194	224	.866	96-97	Hersey Hawkins	258	295	.875
74-75	Archie Clark	161	193	.834	97-98	Hersey Hawkins	177	204	.868
75-76	Fred Brown	273	314	.869	98-99	Hersey Hawkins	119	132	.902
76-77	Fred Brown	168	190	.884	99-00	Brent Barry	127	157	.809
77-78	Fred Brown	176	196	.898	00-01	Rashard Lewis	176	213	.826
78-79	Fred Brown	183	206	.888	01-02	Desmond Mason	201	237	.848
79-80	Jack Sikma	235	292	.805	02-03	Ray Allen	138	150	.920
80-81	Fred Brown	173	208	.832	03-04	Ray Allen	245	271	.904
81-82	Jack Sikma	447	523	.855	04-05	Luke Ridnour	159	180	.883
82-83	Jack Sikma	400	478	.837	05-06	Ray Allen	324	359	.903
83-84	Jack Sikma	411	480	.856	06-07	Ray Allen	279	309	.903
84-85	Jack Sikma	335	393	.852	07-08	Kevin Durant	391	448	.873
85-86	Jack Sikma	355	411	.864	08-09	Kevin Durant	452	524	.863
86-87	Tom Chambers	535	630	.849	09-10	Kevin Durant	756	840	.900
87-88	Tom Chambers	419	519	.807	10-11	Kevin Durant	594	675	.880
88-89	Dale Ellis	377	462	.816	11-12	Kevin Durant	431	501	.860
89-90	Sedale Threatt	130	157	.828					





## YEAR-BY-YEAR STATISTICS

Year	G	FGM	FGA	PCT3FGM	3FGA	PCT	FTM	FTA	PCT	REB	AST	STL	TO	BS	PTS	AVG	
67-68	82	3772	8593	.439	---	---	2188	3042	.719	5338	1998	---	---	---	9732	118.7	
68-69	82	3543	8149	.435	---	---	2105	2979	.707	4498	1927	---	---	---	9191	112.1	
69-70	82	3709	8029	.462	---	---	2171	2851	.761	4312	2214	---	---	---	9589	116.9	
70-71	82	3664	8034	.456	---	---	2101	2790	.753	4456	2049	---	---	---	9429	115.0	
71-72	82	3461	7457	.464	---	---	2035	2659	.765	4123	1976	---	---	---	8957	109.2	
72-73	82	3447	7681	.449	---	---	1606	2080	.772	4161	1958	---	---	---	8500	103.7	
73-74	82	3584	8056	.445	---	---	1606	2095	.767	4029	2106	689	1622	294	8774	107.0	
74-75	82	3488	7653	.456	---	---	1475	1970	.749	3721	1997	837	1610	378	8451	103.1	
75-76	82	3542	7730	.458	---	---	1642	2309	.711	3715	1935	866	1615	355	8726	106.4	
76-77	82	3439	7639	.450	---	---	1646	2386	.690	3788	1772	932	1759	503	8524	104.0	
77-78	82	3445	7715	.447	---	---	1675	2352	.712	4057	1799	782	1636	429	8565	104.5	
78-79	82	3504	7484	.468	---	---	1732	2298	.754	3901	1973	690	1586	398	8740	106.6	
79-80	82	3554	7565	.470	59	189	.312	1730	2253	.768	3930	2043	750	1496	428	8897	108.5
80-81	82	3343	7145	.468	32	117	.274	1813	2376	.763	3601	1945	628	1524	438	8531	104.0
81-82	82	3505	7178	.488	38	153	.248	1747	2362	.740	3647	2103	691	1351	460	8795	107.3
82-83	82	3597	7277	.494	29	138	.210	1796	2459	.730	3721	2278	677	1533	437	9019	110.0
83-84	82	3460	7083	.488	27	140	.193	1918	2460	.780	3396	2233	636	1360	350	8865	108.1
84-85	82	3277	6910	.474	45	185	.243	1777	2305	.771	3306	2185	649	1493	343	8376	102.1
85-86	82	3335	7059	.472	79	300	.263	1815	2331	.779	3401	1977	745	1435	295	8564	104.4
86-87	82	3593	7451	.482	191	571	.335	1948	2571	.758	3768	2184	705	1509	450	9325	113.7
87-88	82	3544	7443	.476	221	638	.346	1826	2442	.748	3627	2146	775	1376	447	9135	111.4
88-89	82	3564	7478	.477	293	774	.379	1775	2379	.746	3635	2083	864	1403	494	9196	112.1
89-90	82	3466	7243	.479	231	650	.355	1606	2167	.741	3578	1874	701	1336	335	8769	106.9
90-91	82	3500	7117	.492	136	427	.319	1608	2143	.750	3395	2042	861	1404	380	8744	106.6



## YEAR-BY-YEAR STATISTICS

Year	G	FGM	FGA	PCT3FGM	3FGA	PCT	FTM	FTA	PCT	REB	AST	STL	TO	BS	PTS	AVG	
91-92	82	3380	7128	.474	205	647	.317	1772	2263	.783	3539	1877	775	1323	448	8737	106.5
92-93	82	3473	7140	.486	218	610	.357	1720	2259	.761	3476	1906	944	1267	409	8884	108.3
93-94	82	3338	6901	.484	242	722	.335	1769	2374	.745	3381	2112	1053	1262	365	8687	105.9
94-95	82	3310	6741	.491	491	1305	.376	1944	2564	.758	3405	2115	917	1295	392	9055	110.4
95-96	82	3074	6401	.480	581	1596	.364	1843	2424	.760	3403	1999	882	1441	393	8572	104.5
96-97	82	2995	6415	.467	559	1583	.353	1725	2295	.752	3281	1931	904	1231	388	8274	100.9
97-98	82	3052	6458	.473	621	1569	.396	1521	2109	.721	3156	1986	804	1145	376	8246	100.6
98-99	50	1756	3976	.442	309	899	.344	922	1354	.681	2098	1087	393	765	201	4743	94.9
99-00	82	3108	6946	.447	546	1611	.339	1363	1960	.695	3525	1878	657	1152	345	8125	99.1
00-01	82	3029	6649	.456	466	1169	.399	1454	1986	.732	3421	1792	657	1252	409	7978	97.3
01-02	82	3131	6681	.469	489	1292	.378	1263	1672	.755	3301	1926	698	1124	364	8014	97.7
02-03	82	2887	6599	.437	456	1291	.353	1325	1780	.744	3348	1775	679	1085	295	7555	92.1
03-04	82	2939	6590	.446	723	1936	.373	1363	1782	.765	3225	1782	661	1188	387	7964	97.1
04-05	82	2882	6498	.444	666	1824	.365	1683	2131	.790	3352	1487	553	1113	338	8113	98.9
05-06	82	3077	6711	.459	605	1631	.371	1652	2104	.785	3246	1696	622	1208	306	8411	102.6
06-07	82	3047	6628	.460	525	1451	.362	1511	1911	.791	3250	1695	631	1268	301	8130	99.1
07-08	82	3125	7032	.444	313	939	.333	1436	1866	.770	3659	1748	531	1310	400	7999	97.5
08-09	82	2999	6716	.447	328	949	.346	1626	2069	.786	3469	1663	608	1330	371	7952	97.0
09-10	82	3063	6629	.462	418	1229	.340	1778	2210	.805	3567	1639	654	1227	481	8322	101.5
10-11	82	3066	6609	.464	487	1403	.347	1977	2401	.823	3507	1672	654	1156	487	8596	104.8
11-12	66	2462	5228	.471	472	1317	.358	1406	1744	.806	2883	1224	498	1079	539	6802	103.1





## THE LAST TIME...

Scored 120+ points	Minnesota, 3/23/12 (2OT)	W, 149-104
Scored 130+ points	Minnesota, 3/23/12 (2OT)	W, 149-104
Scored 140+ points	Minnesota, 3/23/12 (2OT)	W, 149-104
Scored 150+ points	Denver, 4/6/08 (2OT)	W, 151-147
Shot 60% or higher	Charlotte, 3/10/12	.630 (46-73); W, 122-95
Shot 65% or higher	at Philadelphia, 1/21/02	.661 (41-62); L, 109-98
Shot 100% from free throw line	L.A. Clippers, 11/19/08	1.000 (23-23); L, 88-108
Made 15+ three-pointers	at New York, 1/8/06	15-35 (.400); L, 116-120
Shot 60% from three-point range	Portland, 3/18/12	.611 (11-18); W, 111-95
Grabbed 55+ rebounds	Sacramento, 4/13/12	58 rebounds; W, 115-89
Grabbed 60+ rebounds	at Dallas (OT), 12/12/95	61 rebounds; L, 101-112
Handed out 35+ assists	Denver, 4/6/08 (2OT)	35 assists; W, 151-147
Handed out 40+ assists	L.A. Clippers, 12/2/88	40 assists; W, 154-104
Had 20+ steals	San Antonio, 2/26/99	22 steals; W, 92-82
Had 10+ blocks	Denver, 4/25/12	13 blocks; L, 101-106
Had 15+ blocks	at Sacramento, 2/9/12	17 blocks; L, 101-106
Had eight players score in double-figures	at Memphis, 11/19/07	Collison, Durant, Green, Szczerbiak, Watson, West, Wilcox, Wilkins
Had 10 players score in double-figures	L.A. Clippers, 4/14/94	Kemp, Schrempf, Cage, Gill, Payton, Askew, McMillan, Scheffler, Johnson, King, Gary Payton (22)
Had only one player in double-figures	at Houston, 4/13/97	Ridnour (26), Lewis (25), Wilkins (22), Watson (20)
Had four players score 20+ points	Golden State, 12/10/06	Durant (32), Westbrook (30)
Had two players score 30+ points	Denver, 4/25/12	Westbrook (31), Durant (30), Harden (30)
Had three players score 30+ points	Phoenix, 3/7/12	Durant (43), Westbrook (35)
Had a player score 40+ pts & 30+ pts	at Minnesota, 4/14/12	Collison (16 pts/13 reb), Durant (42 pts/13 reb), Green (27 pts/10 reb), Watson (17 pts/12 ast)
Had four players record a double-double	at Golden State, 4/16/08	Wally Szczerbiak (32 points)
Reserve scored 30+ points	at Sacramento, 11/6/07	Mohammed (12), Harden (12), Cook (11), Mullens (10)
Had four reserves score in double-figures	Milwaukee, 4/13/11	Bench - 57 points, Starters - 49 points
Bench outscored starters	Milwaukee, 4/13/11	
Had all 12 players score at least one point	Milwaukee, 4/13/11	
Had three players grab 10+ rebounds	at Golden State, 4/16/08	Collison (16), Durant (13), Green (10)
Had two players hand out 10+ assists	Boston, 2/22/04	Ray Allen (10), Antonio Daniels (10)
Had a player ejected	at Denver, 12/28/06	Chris Wilcox
Had a coach ejected	Golden State, 12/13/05	Bob Weiss

## THE LAST TIME...



### THE LAST TIME A PLAYER...

Scored 40+ points	James Harden, at Phoenix, 4/18/12	40 points
Scored 50+ points	Kevin Durant, Denver, 2/19/12 (OT)	51 points
Grabbed 15+ rebounds	Kevin Durant, Minnesota, 3/23/12 (2OT)	17 rebounds
Grabbed 20+ rebounds	Serge Ibaka, Phoenix, 3/7/12	20 rebounds
Handed out 15+ assists	Russell Westbrook, Minnesota, 4/4/10	16 assists
Handed out 20+ assists	Nate McMillan, Sacramento, 3/31/87	21 assists
Had a 20/20 game	Chris Wilcox, Washington, 3/21/07	27 points and 22 rebounds
Recorded a triple-double	Russell Westbrook, Washington (2OT), 1/28/11	35 points, 13 rebounds, 13 assists

### THE LAST TIME AN OPPONENT...

Scored 40+ points	Monta Ellis, at Golden State, 2/17/12	48 points
Scored 50+ points	Kobe Bryant, at L.A. Lakers, 4/15/07	50 points
Scored 60+ points	Tom Chambers, at Phoenix, 3/24/90	60 points
Grabbed 20+ rebounds	Kevin Love, at Minnesota (OT), 1/26/11	21 rebounds
Handed out 15+ assists	Jose Calderon, at Toronto, 12/3/10	15 assists
Handed out 20+ assists	Nick Van Exel, at Denver, 12/2/00	20 assists
Had a 20/20 game	Kevin Love, at Minnesota (OT), 1/26/11	31 points and 21 rebounds
Recorded a triple-double	David Lee, at Golden State, 2/17/12	25 points, 11 rebounds, 10 assists





## ALL-TIME HIGH PERFORMANCES

### ALL-TIME SEASON-HIGH TEAM PERFORMANCES

Points	9,732	1967-68	Avg. 118.7
Field Goals Made	3,772	1967-68	Avg. 46.0
Field Goals Attempted	8,593	1967-68	Avg. 104.8
Field Goal Percentage	.494	1982-83	
Three-Point Field Goals Made	723	2003-04	Avg. 8.8
Three-Point Field Goals Attempted	1,936	2003-04	Avg. 23.6
Three-Point Field Goal Percentage	.399	2000-01	
Free Throws Made	2,171	1969-70	Avg. 26.5
Free Throws Attempted	3,042	1967-68	Avg. 37.1
Free Throw Percentage	.823	2010-11	
Offensive Rebounds	1,456	1977-78	Avg. 17.8
Defensive Rebounds	2,706	1973-74	Avg. 33.0
Total Rebounds	5,338	1967-68	Avg. 65.1
Assists	2,278	1982-83	Avg. 27.8
Steals	1,053	1993-94	Avg. 12.8
Blocked Shots	539	2011-12	Avg. 8.17
Most Turnovers	1,759	1976-77	Avg. 21.5
Fewest Turnovers	1,085	2002-03	Avg. 13.2
Personal Fouls	2,380	1987-88	Avg. 29.0
Disqualifications	54	1968-69	

### ALL-TIME SEASON-HIGH INDIVIDUAL PERFORMANCES

Points	2,472	Kevin Durant	2009-10
Scoring Average	30.1	Kevin Durant	2009-10
Field Goals Made	889	Spencer Haywood	1972-73
Field Goals Attempted	1,868	Spencer Haywood	1972-73
Field Goal Percentage	.609	James Donaldson	1981-82
Three-Point Field Goals Made	269	Ray Allen	2005-06
Three-Point Field Goals Attempted	653	Ray Allen	2005-06
Three-Point Field Goal Percentage	.514	Dettlef Schrempf	1994-95
Free Throws Made	756	Kevin Durant	2009-10
Free Throws Attempted	840	Kevin Durant	2009-10
Free Throw Percentage	.925	Ricky Pierce	1990-91
Offensive Rebounds	361	Marvin Webster	1977-78
Defensive Rebounds	815	Jack Sikma	1981-82
Total Rebounds	1,038	Jack Sikma	1981-82
Average Rebounds	13.4	Spencer Haywood	1973-74
Assists	766	Lenny Wilkens	1971-72
Average Assists	9.6	Lenny Wilkens	1971-72
Steals	261	Don "Slick" Watts	1975-76
Average Steals	3.18	Don "Slick" Watts	1975-76
Blocked Shots	241	Serge Ibaka	2011-12
Average Blocked Shots	3.65	Serge Ibaka	2011-12
Minutes Played	3,463	Lenny Wilkens	1968-69
Average Minutes Played	43.4	Spencer Haywood	1971-72

### MISCELLANEOUS INDIVIDUAL RECORDS

Most Consecutive Free Throws Made:	75	Ricky Pierce	11/15/91 to 12/11/91
Most Consecutive Field Goals Made in a Game:	14	Gary Payton	1/4/95 at Cleveland
Most Consecutive Field Goals Made:	17	Lonnie Shelton	3/15/79 to 3/17/79

## OKLAHOMA CITY THUNDER FIRSTS



### FIRST...

Playoff Win	4/22/10 vs. LAL
Win	11/2/08 vs. MIN
Home Win	11/2/08 vs. MIN
Road Win	11/29/08 at MEM
OT Win	1/10/09 at CHI
Win Streak	1/14/09 vs. UTA – 1/16/09 vs. DET (2-Game)
Home Sellout	10/29/08 vs. MIL
Field Goal	Earl Watson 10/29/08 vs. MIL
Free Throw	Jeff Green 10/29/08 vs. MIL
Blocked Shot	Johan Petro 10/29/08 vs. MIL
Steal	Earl Watson 10/29/08 vs. MIL
Assist	Earl Watson 10/29/08 vs. MIL
Turnover	Jeff Green 10/29/08 vs. MIL
3-Point Field Goal	Russell Westbrook 10/29/08 vs. MIL
Rebound	Nick Collison 10/29/08 vs. MIL
Dunk	Kevin Durant 10/29/09 vs. MIL
Double-Double (pts/rebounds)	Nick Collison 11/2/08 vs. MIN
Double-Double (pts/assists)	Russell Westbrook 12/21/09 vs. CLE
Triple-Double	Russell Westbrook 3/2/09 vs. DAL
Player to foul-out	Jeff Green 11/9/08 vs. ATL
Individual 30+ Point Game	Kevin Durant (37) 11/10/08 at IND
Individual 40+ Point Game	Kevin Durant (41) 12/8/08 vs. GS
10+ Rebounds	Nick Collison (10) 11/2/08 vs. MIN
10+ Assists	Russell Westbrook (11) 11/22/08 at NO
100+ Points Scored	11/14/08 at NY (106)
110+ Points Scored	11/29/08 at MEM (111)
120+ Points Scored	1/2/09 vs. DEN (120)
Field Goal Shooting $\geq$ 50.0%	11/28/08 vs. MIN (.500)
4 Players score 10+	10/29/08 vs. MIL (Durant, Wilcox, Mason, Westbrook)
5 Players score 10+	11/2/09 vs. MIN (Green, Collison, Durant, Wilcox, Westbrook)
6 Players score 10+	11/29/08 at MEM (Durant, Green, Wilkins, Westbrook, Mason, Smith)









## INDIVIDUAL PLAYOFF RECORDS

### POINTS:

Game:	45	Fred Brown vs. Phoenix	4/15/76
Half:	31	Gus Williams at Dallas	4/17/84
	31	Fred Brown vs. Phoenix	4/15/76
Quarter:	23	Gus Williams at Dallas	4/17/84

### REBOUNDS:

Game:	23	Marvin Webster at Denver	4/6/80
Half:	15	Marvin Webster vs. Portland	4/23/76
Quarter:	10	Paul Silas at Milwaukee	4/18/80

### ASSISTS:

Game:	16	Nate McMillan vs. Houston	5/14/87
Half:	11	Nate McMillan vs. LA Lakers	5/25/87
Quarter:	8	Gus Williams vs. Dallas	4/21/84

### STEALS:

Game:	6	<b>Thabo Sefolosha vs. San Antonio</b>	5/31/12
	6	Hersey Hawkins at Houston	5/7/97
	6	Shawn Kemp at Sacramento	5/2/96
	6	Nate McMillan vs. Phoenix	5/20/93
	6	Sedale Threatt vs. LA Lakers	5/12/89
	6	Dennis Johnson vs. Portland	4/6/80
	6	Slick Watts vs. Detroit	4/10/75
Half:	5	Nate McMillan vs. Phoenix	5/20/93
	5	Gus Williams vs. Dallas	4/21/84
	5	Lonnie Shelton vs. LA Lakers	4/27/80

### BLOCKS:

Game:	9	<b>Serge Ibaka vs. Denver</b>	4/27/11
Half:	5	<b>Serge Ibaka vs. Denver</b>	4/27/11
	5	Shawn Kemp at Phoenix	5/26/93
	5	Dennis Johnson at Washington	5/28/78
Quarter:	5	<b>Serge Ibaka vs. Denver</b>	4/27/11

### FIELD GOALS MADE:

Game:	20	<b>Russell Westbrook at Miami</b>	6/19/12
	20	Xavier McDaniel vs. LA Lakers	5/23/87
Half:	14	Gus Williams at Dallas	4/27/84
Quarter:	11	Gus Williams at Dallas	4/17/84

### FIELD GOALS ATTEMPTED:

Game:	35	Fred Brown vs. Phoenix	4/15/76
Half:	24	Fred Brown vs. Phoenix	4/15/76

### FREE THROWS MADE:

Game:	18	<b>Kevin Durant at Dallas</b>	5/17/11
Half:	14	<b>Kevin Durant at Dallas</b>	5/17/11
Quarter:	10	Shawn Kemp vs. Golden State	4/28/92
	10	Gus Williams vs. LA Lakers	4/25/79

### FREE THROWS ATTEMPTED:

Game:	19	<b>Kevin Durant at Dallas</b>	5/17/11
Half:	19	<b>Kevin Durant at Dallas</b>	5/17/11
Quarter:	11	Shawn Kemp vs. Golden State	4/28/92

### POINTS:

Game:	50	Karl Malone at Utah	4/22/00
Half:	27	Michael Jordan vs. Chicago	6/9/96
	27	Dirk Nowitzki at Dallas	5/17/11
Quarter:	19	Rex Chapman vs. Phoenix	4/25/97
	19	James Worthy at LA Lakers	5/19/87

### REBOUNDS:

Game:	25	Hakeem Olajuwon vs. Houston	5/14/87
Half:	15	Charles Barkley at Phoenix	6/5/93
Quarter:	12	Charles Barkley at Phoenix	6/5/93

### ASSISTS:

Game:	19	Norm Nixon at LA Lakers	4/22/79
Half:	11	Magic Johnson vs. LA Lakers	5/25/87
	11	Norm Nixon at LA Lakers	4/22/79
Quarter:	8	Magic Johnson vs. LA Lakers	5/25/87

### STEALS:

Game:	8	Tim Hardaway vs. Golden State	4/30/92
	8	Rick Barry at Golden State	4/14/75
Half:	5	Jason Kidd vs. Dallas	4/28/12
	5	Tim Hardaway vs. Golden State	4/30/92
	5	Rick Barry at Golden State	4/14/75
	5	Dave Bing at Detroit	4/10/75

### BLOCKS:

Game:	8	Shaquille O'Neal vs. LA Lakers	5/12/98
	8	Dikembe Mutombo vs. Denver	5/7/94
	8	Hakeem Olajuwon vs. Houston	5/16/93
	8	George Johnson vs. Golden State	4/24/75
Half:	6	George Johnson vs. Golden State	4/24/75

### FIELD GOALS MADE:

Game:	19	Hakeem Olajuwon vs. Houston	5/14/87
Half:	10	Shaquille O'Neal at LA Lakers	5/10/98
	10	James Worthy at LA Lakers	5/19/87
	10	Kareem Abdul-Jabbar at LA Lakers	4/16/78
	10	Paul Westphal at Phoenix	4/20/76
	10	Rick Barry vs. Golden State	4/17/75
	10	Bob Lanier vs. Detroit	4/12/75
Quarter:	8	James Worthy at LA Lakers	5/19/87

### FIELD GOALS ATTEMPTED:

Game:	33	Kobe Bryant vs. L.A. Lakers	5/21/12
	33	Hakeem Olajuwon vs. Houston	5/14/87
Half:	17	Kobe Bryant at L.A. Lakers	5/19/12
	17	Kobe Bryant vs. L.A. Lakers	4/22/10
	17	Kevin Johnson vs. Phoenix	5/3/97
	17	Alex English at Denver	4/29/88
	17	Fat Lever at Denver	4/29/88
	17	Hakeem Olajuwon vs. Houston	5/14/87
	17	Paul Westphal vs. Phoenix	5/4/79

### FREE THROWS MADE:

Game:	24	Dirk Nowitzki at Dallas	5/17/11
Half:	19	Charles Barkley at Phoenix	6/5/93
	19	Dirk Nowitzki at Dallas	5/17/11
Quarter:	13	Dirk Nowitzki at Dallas	5/17/11

### FREE THROWS ATTEMPTED:

Game:	24	Dirk Nowitzki at Dallas	5/17/11
Half:	19	Dirk Nowitzki at Dallas	5/17/11
Quarter:	13	Dirk Nowitzki at Dallas	5/17/11

NOTE: Bold indicates player on current Thunder roster

## OPPONENT TOP SINGLE-GAME PLAYOFF PERFORMANCES



### POINTS:

50	Karl Malone at Utah	4/22/00
49	Hakeem Olajuwon vs. Houston	5/14/87
48	Dirk Nowitzki at Dallas	5/17/11
44	Charles Barkley at Phoenix	6/5/93
43	Charles Barkley at Phoenix	6/1/93
42	Kobe Bryant vs. L.A. Lakers	5/21/12
42	Rex Chapman vs. Phoenix	4/25/97
40	Dirk Nowitzki vs. Dallas	5/23/11
39	Kobe Bryant at LA Lakers	4/20/10
39	Shaquille O'Neal at LA Lakers	5/10/98
39	Clyde Drexler at Portland	4/26/91
39	James Worthy vs. LA Lakers	5/23/87
39	Paul Westphal at Phoenix	4/20/76
39	Rick Barry at Golden State	4/14/75
38	Kobe Bryant at L.A. Lakers	5/19/12
38	Kareem Abdul-Jabbar at LA Lakers	4/30/80

### REBOUNDS:

25	Hakeem Olajuwon vs. Houston	5/14/87
24	Charles Barkley at Phoenix	6/5/93
23	Moses Malone at Houston	4/23/82
21	Marc Gasol at Memphis	5/9/11
21	Zach Randolph at Memphis	5/7/11
20	Charles Barkley at Houston	5/13/97
20	Dennis Rodman at Chicago	6/7/96
20	Elvin Hayes at Washington	5/28/78
19	Dennis Rodman at Chicago	6/16/96
19	Brian Williams vs. Denver	5/7/94
18	Pau Gasol vs. LA Lakers	4/30/10
18	Kevin Garnett vs. Minnesota	4/24/98
18	Karl Malone at Utah	5/24/96
18	Hakeem Olajuwon at Houston	5/2/87
18	Kareem Abdul-Jabbar at LA Lakers	4/14/78

### ASSISTS:

19	Norm Nixon at LA Lakers	4/22/79
17	John Stockton at Utah	5/14/92
15	John Stockton at Utah	5/6/93
15	John Stockton at Utah	5/6/92
14	Jason Kidd at Phoenix	5/1/97
14	John Stockton at Utah	5/8/92
14	Magic Johnson vs. LA Lakers	5/12/89
14	Magic Johnson vs. LA Lakers	5/7/89
14	Johnny Moore vs. San Antonio	4/28/82
13	Lebron James at Miami	6/21/12
13	John Stockton vs. Utah	5/12/92

### STEALS:

8	Tim Hardaway vs. Golden State	4/30/92
7	Jason Kidd vs. Dallas	4/28/12
6	Magic Johnson at LA Lakers	4/23/80
5	Jason Kidd at Dallas	5/19/11
5	John Stockton at Utah	5/14/92
5	Magic Johnson at LA Lakers	5/7/89
5	Quinn Buckner vs. Milwaukee	4/20/80
5	Paul Westphal vs. Phoenix	4/25/76
5	Paul Westphal at Phoenix	4/20/76
5	Butch Beard at Golden State	4/16/75
5	Dave Bing at Detroit	4/10/75
5	Rick Barry at Golden State	4/22/75

### FIELD GOALS MADE:

19	Hakeem Olajuwon vs. Houston	5/14/87
18	Kobe Bryant vs. L.A. Lakers	5/21/12
18	Karl Malone at Utah	4/22/00
16	Tony Parker at San Antonio	5/29/12
16	Charles Barkley at Phoenix	6/1/93
16	James Worthy vs. LA Lakers	5/23/87
16	David Thompson at Denver	5/14/78
16	Paul Westphal at Phoenix	4/20/76
16	Rick Barry at Golden State	4/14/75
15	Shaquille O'Neal at LA Lakers	5/10/98
15	James Worthy vs. LA Lakers	5/14/89
15	George Gervin at San Antonio	4/30/82
15	Kareem Abdul-Jabbar at LA Lakers	4/25/80
15	Lionel Hollins vs. Portland	4/26/78
15	Kareem Abdul-Jabbar vs. LA Lakers	4/16/78

### FIELD GOALS ATTEMPTED:

33	Kobe Bryant vs. L.A. Lakers	5/21/12
33	Hakeem Olajuwon vs. Houston	5/14/87
32	Karl Malone at Utah	4/22/00
31	George Gervin at San Antonio	4/30/82
30	Alex English at Denver	4/29/88
30	Paul Westphal vs. Phoenix	5/4/79
29	Kobe Bryant vs. LA Lakers	4/22/10
29	Karl Malone at Utah	5/24/96
29	Tim Hardaway vs. Golden State	4/30/92
28	Kobe Bryant at L.A. Lakers	5/19/12
28	Kobe Bryant at LA Lakers	4/20/10
28	Moses Malone at Houston	4/23/82
28	Kareem Abdul-Jabbar at LA Lakers	4/23/80
28	Lionel Hollins vs. Portland	4/26/78
28	Kareem Abdul-Jabbar at LA Lakers	4/16/78

### FREE THROWS MADE:

24	Dirk Nowitzki at Dallas	5/17/11
19	Charles Barkley at Phoenix	6/5/93
18	Kobe Bryant at L.A. Lakers	5/18/12
17	Karl Malone at Utah	5/14/92
16	Zach Randolph at Memphis	5/9/11
15	Sarunas Marciulionis vs. Golden State	4/28/92
14	Kobe Bryant at L.A. Lakers	5/19/12
14	Dirk Nowitzki vs. Dallas	5/23/11
14	Tim Duncan at San Antonio	4/22/02
14	Kevin Johnson vs. Phoenix	6/5/93
13	Dirk Nowitzki at Dallas	5/5/12
13	Kobe Bryant at LA Lakers	4/20/10
13	Karl Malone at Utah	4/22/00
13	Danny Schayes at Denver	5/7/88

### FREE THROWS ATTEMPTED:

24	Dirk Nowitzki at Dallas	5/17/11
22	Charles Barkley at Phoenix	6/5/93
20	Shaquille O'Neal at LA Lakers	5/10/98
18	Kobe Bryant at L.A. Lakers	5/18/12
18	Karl Malone at Utah	5/14/92
17	Kobe Bryant at L.A. Lakers	5/19/12
17	Zach Randolph at Memphis	5/9/11
17	Calvin Natt vs. Portland	4/22/83
16	Tim Duncan at San Antonio	4/22/02
16	Michael Jordan at Chicago	6/7/96
16	Karl Malone vs. Utah	5/20/96
16	Kevin Johnson vs. Phoenix	6/5/93
15	Dirk Nowitzki vs. Dallas	5/23/11
15	Kobe Bryant at LA Lakers	4/20/10
15	Vlade Divac at LA Lakers	5/4/95
15	Tim Hardaway vs. Golden State	4/30/92
15	Sarunas Marciulionis vs. Golden State	4/28/92





## THUNDER CAREER PLAYOFF LEADER

### POINTS

1.	Gary Payton	1,668
2.	Gus Williams	1,602
3.	Shawn Kemp	1,386
4.	<b>Kevin Durant</b>	<b>1,207</b>
5.	Fred Brown	1,197
6.	Jack Sikma	1,035
7.	<b>Russell Westbrook</b>	<b>989</b>
8.	Dennis Johnson	967
9.	Detlef Schrempf	868
10.	Sam Perkins	696

### ASSISTS

1.	Gary Payton	572
2.	Nate McMillan	505
3.	Gus Williams	365
4.	John Johnson	266
5.	<b>Russell Westbrook</b>	<b>261</b>
6.	Dennis Johnson	198
7.	Fred Brown	193
8.	Detlef Schrempf	169
9.	Jack Sikma	165
10.	Shawn Kemp	153

### FREE THROWS MADE

1.	Shawn Kemp	411
2.	<b>Kevin Durant</b>	<b>327</b>
3.	Gus Williams	301
4.	Gary Payton	250
5.	Dennis Johnson	248
6.	<b>Russell Westbrook</b>	<b>242</b>
7.	Jack Sikma	235
8.	Detlef Schrempf	211
9.	<b>James Harden</b>	<b>190</b>
10.	Fred Brown	186

### REBOUNDS

1.	Shawn Kemp	789
2.	Jack Sikma	677
3.	Gary Payton	412
4.	Sam Perkins	375
5.	Paul Silas	360
6.	Lonnie Shelton	347
7.	Nate McMillan	343
8.	John Johnson	330
9.	<b>Kevin Durant</b>	<b>333</b>
10.	Detlef Schrempf	297

### BLOCKED SHOTS

1.	Shawn Kemp	133
2.	<b>Serge Ibaka</b>	<b>123</b>
3.	Dennis Johnson	59
4.	Marvin Webster	58
5.	Jack Sikma	57
6.	Sam Perkins	55
7.	<b>Kevin Durant</b>	<b>51</b>
8.	Derrick McKey	49
9.	Nate McMillan	43
10.	Alton Lister	39

### FREE THROWS ATTEMPTED

1.	Shawn Kemp	555
2.	Gus Williams	411
3.	<b>Kevin Durant</b>	<b>383</b>
4.	Gary Payton	357
5.	Dennis Johnson	330
6.	<b>Russell Westbrook</b>	<b>291</b>
7.	Jack Sikma	290
8.	Detlef Schrempf	264
9.	Fred Brown	227
10.	<b>James Harden</b>	<b>225</b>

### STEALS

1.	Gary Payton	156
2.	Gus Williams	139
3.	Nate McMillan	131
4.	Shawn Kemp	93
5.	Dennis Johnson	78
6.	Hersey Hawkins	75
7.	Fred Brown	74
8T.	<b>Russell Westbrook</b>	<b>65</b>
8T.	Jack Sikma	65
10.	<b>James Harden</b>	<b>58</b>

### MINUTES

1.	Gary Payton	3,627
2.	Shawn Kemp	2,678
3.	Gus Williams	2,485
4.	Jack Sikma	2,473
5.	Nate McMillan	2,186
6.	Sam Perkins	2,112
7.	Dennis Johnson	2,100
8.	Detlef Schrempf	1,950
9.	Fred Brown	1,900
10.	John Johnson	1,856

### 3-POINT FIELD GOALS MADE

1.	Gary Payton	104
2.	Sam Perkins	102
3.	<b>Kevin Durant</b>	<b>88</b>
4.	Hershey Hawkins	66
5.	<b>James Harden</b>	<b>61</b>
6.	Detlef Schrempf	61
7.	Dale Ellis	42
8T.	<b>Russell Westbrook</b>	<b>37</b>
8T.	Nate McMillan	37
10.	<b>Thabo Sefolosha</b>	<b>23</b>

### GAMES PLAYED

1.	Nate McMillan	98
2.	Gary Payton	94
3.	Fred Brown	83
4.	Shawn Kemp	74
5.	Sam Perkins	71
6T.	Jack Sikma	69
6T.	Gus Williams	69
8.	John Johnson	61
9T.	<b>Nick Collison</b>	<b>54</b>
9T.	Dennis Johnson	54
9T.	Paul Silas	54

### FIELD GOALS MADE

1.	Gary Payton	657
2.	Gus Williams	648
3.	Fred Brown	499
4.	Shawn Kemp	471
5.	Jack Sikma	400
6.	<b>Kevin Durant</b>	<b>396</b>
7.	Dennis Johnson	357
8.	<b>Russell Westbrook</b>	<b>355</b>
9.	Detlef Schrempf	303
10.	Dale Ellis	280

### 3-POINT FIELD GOALS ATT.

1.	Gary Payton	291
2.	Sam Perkins	271
3.	<b>Kevin Durant</b>	<b>254</b>
4.	<b>James Harden</b>	<b>170</b>
5.	Hersey Hawkins	166
6.	Nate McMillan	128
7.	<b>Russell Westbrook</b>	<b>125</b>
8.	Detlef Schrempf	124
9.	Dale Ellis	111
10.	<b>Thabo Sefolosha</b>	<b>88</b>

### SCORING AVG (MIN. 10 GMS)

1.	<b>Kevin Durant</b>	<b>28.1</b>
2.	Ray Allen	26.5
3.	Gus Williams	23.2
4.	<b>Russell Westbrook</b>	<b>23.0</b>
5.	Tom Chambers	21.6
6.	Tom Burleson	20.7
7.	Xavier McDaniel	20.0
8.	Dale Ellis	18.8
9.	Shawn Kemp	18.2
10.	Dennis Johnson	17.9

### FIELD GOALS ATTEMPTED

1.	Gary Payton	1,447
2.	Gus Williams	1,339
3.	Fred Brown	1,082
4.	Shawn Kemp	933
5.	Jack Sikma	891
6.	<b>Kevin Durant</b>	<b>851</b>
7.	<b>Russell Westbrook</b>	<b>841</b>
8.	Dennis Johnson	840
9.	Sam Perkins	645
10.	Detlef Schrempf	633

NOTE: Bold indicates player on current Thunder roster

## THUNDER OPPONENT PLAYOFF RECORDS



### MOST POINTS SCORED:

Game:	151	at Dallas	4/23/87
Half:	77	at Dallas	4/23/87
Quarter:	43	at Dallas	4/23/87

### FEWEST POINTS SCORED:

Game:	71	L.A. Lakers	4/27/95
Half:	29	L.A. Lakers	4/27/96
Quarter:	10	Houston	4/25/82

### FIELD GOALS MADE:

Game:	59	at Dallas	4/23/87
Half:	31	at Dallas	4/23/87
Quarter:	17	at Phoenix	5/13/79
Fewest Game:	21	Phoenix	4/27/97

### FIELD GOALS ATTEMPTED:

Game:	114	at Golden State	4/22/75
Half:	62	at Golden State	4/22/75
Quarter:	32	at Golden State	4/22/75
Fewest Game:	64	L.A. Lakers	5/12/98

### FIELD GOAL PERCENTAGE:

Highest:	.615	at Phoenix	4/27/76
Lowest:	.269	Phoenix	4/27/97

### FREE THROWS MADE:

Game:	57	at Phoenix	6/5/93
Half:	39	at Phoenix	6/5/93
Quarter:	24	at Phoenix	6/5/93
Fewest Game:	6	Phoenix	5/3/97
	6	Houston	5/4/96

### FREE THROWS ATTEMPTED:

Game:	64	at Phoenix	6/5/93
Half:	41	at Phoenix	6/5/93
Quarter:	24	at Phoenix	6/5/93
Fewest Game:	9	Phoenix	5/3/97

### FREE THROW PERCENTAGE:

Highest:	1.000	at Dallas	
			4/19/84
Lowest:	.462	Houston	5/4/96

### REBOUNDS:

Game:	64	at L.A. Lakers	4/14/78
Half:	39	at Washington	6/4/78
Quarter:	21	Detroit	4/8/75
Fewest Game:	22	Golden State	4/28/92

### ASSISTS:

Game:	36	at Dallas	4/23/87
Half:	20	at Houston	5/5/97
	20	at Houston	5/12/87
	20	at L.A. Lakers	4/22/80
Quarter:	12	at Utah	5/30/96
	12	at Houston	5/20/93
	12	L.A. Lakers	4/25/80
	12	at Phoenix	4/27/76
Fewest Game:	11	vs. L.A. Lakers	5/16/12
	11	at San Antonio	4/22/02
	11	Portland	4/6/80

### PERSONAL FOULS:

Game:	38	at Denver	5/5/78
-------	----	-----------	--------

### DISQUALIFICATIONS:

Game:	3	Washington	5/29/79
	3	Denver	5/12/78

### STEALS:

Game:	22	at Golden State	4/14/75
Half:	13	at Golden State	
			4/14/75
Fewest Game:	0	Phoenix	4/15/76

### BLOCKS:

Games:	16	at Phoenix	5/24/93
Half:	9	at Phoenix	5/24/93
Fewest Game:	0	Houston	5/17/97
	0	Washington	5/21/78

### TURNOVERS:

Game:	27	Detroit	4/12/75
Half:	18	Detroit	4/12/75
Quarter:	12	Sacramento	4/26/96
Fewest Game:	6	at Portland	4/22/83





## THUNDER TOP SINGLE-GAME PLAYOFF PERFORMANCES

### POINTS:

45	Fred Brown vs. Phoenix	4/15/76
43	<b>Russell Westbrook at Miami</b>	<b>6/19/12</b>
43	Dale Ellis vs. Dallas	4/28/87
42	Xavier McDaniel vs. LA Lakers	5/23/87
41	<b>Kevin Durant vs. Denver</b>	<b>4/27/11</b>
41	<b>Kevin Durant vs. Denver</b>	<b>4/17/11</b>
40	<b>Kevin Durant at Dallas</b>	<b>5/17/11</b>
40	<b>Russell Westbrook at Memphis</b>	<b>5/9/11</b>
39	<b>Kevin Durant vs. Memphis</b>	<b>5/15/11</b>
38	Tom Chambers vs. Houston	5/14/87
38	Gus Williams vs. LA Lakers	4/18/79
37	<b>Kevin Durant at L.A. Lakers</b>	<b>5/19/12</b>
37	Gus Williams at Dallas	4/17/84
37	Fred Brown vs. Golden State	4/19/75

### REBOUNDS:

23	Marvin Webster vs. Portland	4/23/78
23	Shawn Kemp at Phoenix	5/1/97
20	Shawn Kemp vs. Golden State	4/20/92
20	Tom Burlson at Phoenix	4/20/76
19	<b>Kevin Durant vs. LA Lakers</b>	<b>4/22/10</b>
19	Shawn Kemp at Golden State	4/26/92
19	Marvin Webster vs. Washington	6/7/78
18	Shawn Kemp at LA Lakers	5/4/95
18	Shawn Kemp at Houston	5/10/96
18	Shawn Kemp at LA Lakers	5/4/95
18	Danny Vranes at Portland	4/22/83
18	Marvin Webster vs. LA Lakers	4/16/78

### ASSISTS:

16	Nate McMillan vs. Houston	5/14/87
15	Nate McMillan vs. LA Lakers	5/23/87
15	Gus Williams vs. Dallas	4/21/84
14	<b>Russell Westbrook vs. Memphis</b>	<b>5/15/11</b>
14	Gary Payton at Phoenix	5/1/97
14	Gus Williams vs. Dallas	4/26/84
13	Gary Payton at LA Lakers	5/10/98
13	Gary Payton at LA Lakers	5/8/98
13	Gary Payton vs. Houston	5/15/97
13	John Johnson vs. Washington	5/27/79
12	<b>Russell Westbrook at San Antonio</b>	<b>6/4/12</b>
12	<b>Russell Westbrook at Memphis</b>	<b>5/7/11</b>
12	Gary Payton at Golden State	4/23/92
12	Nate McMillan at LA Lakers	5/7/89
12	Gus Williams vs. Houston	4/25/82
12	Gus Williams vs. Houston	4/21/82

### STEALS:

6	<b>Thabo Sefolosha vs. San Antonio</b>	<b>5/31/12</b>
6	Hersey Hawkins at Houston	5/7/97
6	Shawn Kemp at Sacramento	5/2/96
6	Nate McMillan vs. Phoenix	5/30/93
6	Sedale Threatt vs. LA Lakers	5/12/89
6	Dennis Johnson vs. Portland	4/6/80
6	Slick Watts at Detroit	4/10/75
5	13 times, MR: Gary Payton vs. Houston	5/15/97

### FIELD GOALS MADE:

20	<b>Russell Westbrook at Miami</b>	<b>6/19/12</b>
20	Xavier McDaniel vs. LA Lakers	5/23/87
19	Fred Brown vs. Phoenix	4/15/76
18	Dale Ellis vs. Dallas	4/28/87
17	Gus Williams at Dallas	4/17/87
17	Gus Williams vs. LA Lakers	4/18/79
15	Dale Ellis vs. Dallas	5/14/87
15	<b>Russell Westbrook at Memphis</b>	<b>5/9/11</b>
15	Fred Brown at LA Lakers	4/22/80
15	Gus Williams at Denver	5/14/78
15	Gus Williams at Portland	4/21/78

### FIELD GOALS ATTEMPTED:

35	Fred Brown vs. Phoenix	4/15/76
33	<b>Russell Westbrook at Memphis</b>	<b>5/9/11</b>
33	Gus Williams vs. LA Lakers	4/18/79
32	<b>Russell Westbrook at Miami</b>	<b>6/19/12</b>
30	<b>Russell Westbrook at Denver</b>	<b>4/25/11</b>
30	Dale Ellis at Houston	5/12/87
30	Fred Brown vs. Washington	5/21/78
29	Xavier McDaniel vs. LA Lakers	5/23/87
29	Tom Chambers vs. Houston	5/14/87
29	Dale Ellis at Houston	5/5/87
29	Gus Williams vs. San Antonio	4/28/82
28	<b>Russell Westbrook at Dallas</b>	<b>5/25/11</b>
28	Dale Ellis vs. Dallas	4/28/87
28	Fred Brown at Detroit	4/10/75

### FREE THROWS MADE:

18	<b>Kevin Durant at Dallas</b>	<b>5/17/11</b>
16	<b>Kevin Durant at Memphis</b>	<b>5/9/11</b>
14	<b>Kevin Durant vs. Dallas</b>	<b>4/30/12</b>
14	<b>Russell Westbrook at Dallas</b>	<b>5/19/11</b>
14	<b>Kevin Durant vs. LA Lakers</b>	<b>4/30/10</b>
14	Shawn Kemp vs. Houston	5/9/97
14	Shawn Kemp at Chicago	6/5/96
14	Benoit Benjamin vs. Portland	4/30/91
14	Tom Chambers vs. Houston	5/14/87
14	Jack Sikma vs. San Antonio	4/27/82
13	<b>Russell Westbrook vs. Dallas</b>	<b>5/21/11</b>
13	Shawn Kemp at Phoenix	5/1/97
13	Shawn Kemp at Chicago	6/7/96
13	Detlef Schrempf vs. Denver	4/28/94
13	Jack Sikma vs. Phoenix	5/17/79
13	Dennis Johnson vs. Washington	5/30/78

### FREE THROWS ATTEMPTED:

19	<b>Kevin Durant at Dallas</b>	<b>5/17/11</b>
18	<b>Russell Westbrook at Dallas</b>	<b>5/17/11</b>
18	<b>Kevin Durant at Memphis</b>	<b>5/9/11</b>
17	Marvin Webster at Denver	5/5/78
16	<b>Kevin Durant vs. Dallas</b>	<b>4/30/12</b>
16	Shawn Kemp vs. Houston	5/9/97
16	Shawn Kemp at Phoenix	5/1/97
16	Shawn Kemp at Chicago	6/7/96
16	Shawn Kemp at Chicago	6/5/96
16	Gary Payton vs. Sacramento	4/46/96
16	Tom Chambers vs. Houston	5/14/87
16	Gus Williams at Phoenix	4/6/79
16	Marvin Webster at Phoenix	6/7/78
15	<b>Kevin Durant vs. Denver</b>	<b>4/17/11</b>
15	<b>Kevin Durant vs. LA Lakers</b>	<b>4/30/10</b>
15	Shawn Kemp vs. Golden State	4/28/92

## THUNDER TEAM PLAYOFF RECORDS



### MOST POINTS SCORED:

Game:	133	at Memphis(3OT)	5/9/11
Half:	70	Utah	5/8/93
	70	at Dallas	4/23/87
Quarter:	42	at Phoenix	4/20/76

### FEWEST POINTS SCORED:

Game:	68	L.A. Lakers	5/6/98
Half:	26	at San Antonio	5/3/02
Quarter:	10	at San Antonio	5/3/02

### FIELD GOALS MADE:

Game:	52	at Dallas	4/23/87
Half:	29	Houston	4/21/82
Quarter:	16	Denver	5/3/88
	16	at Dallas	4/17/84
Fewest Game:	25	L.A. Lakers	5/6/98

### FIELD GOALS ATTEMPTED:

Game:	107	at Dallas	4/23/87
Half:	63	at Dallas	4/23/87
Quarter:	35	Milwaukee	4/15/80
Fewest Game:	53	at Utah	5/26/96

### FIELD GOAL PERCENTAGE:

Highest:	.615	Golden State	4/28/92
Lowest:	.318	L.A. Lakers	4/29/95

### FREE THROWS MADE:

Game:	47	at Denver	5/5/78
Half:	32	Portland	4/2/80
Quarter:	20	Phoenix	5/17/79
Fewest Game:	6	L.A. Lakers	4/27/80

### FREE THROWS ATTEMPTED:

Game:	62	at Denver	5/5/78
Half:	36	Portland	4/2/80
Quarter:	25	at Phoenix	5/17/79
Fewest Game:	9	at Utah	5/6/93

### FREE THROW PERCENTAGE:

Highest:	.949	Dallas	4/30/12
Lowest:	.478	at Washington	5/20/79

### REBOUNDS:

Game:	71	Portland	4/23/78
Half:	37	at Dallas	4/24/84
Quarter:	22	at Dallas	4/24/84
Fewest Game:	25	at Denver	5/2/94
	25	at Phoenix	6/1/93

### ASSISTS:

Game:	38	Houston	5/14/87
Half:	24	Houston	4/21/82
Quarter:	14	Houston	4/21/82
Fewest Game:	10	at Chicago	6/7/96

### PERSONAL FOULS:

Game:	38	at Phoenix	6/5/93
Half:	38	at Denver	5/5/78

### DISQUALIFICATIONS:

Game	3	at Phoenix	6/5/93
	3	Washington	5/29/79
	3	Denver	5/12/78

### STEALS:

Game:	18	at Golden State	4/16/75
	11	Phoenix	4/27/97
	11	Houston	5/4/86
	11	L.A. Lakers	5/25/87
	11	San Antonio	4/28/82
	11	at Golden State	4/16/75
Fewest Game:	2	L.A. Lakers	4/16/78

### BLOCKS:

Games:	17	at L.A. Lakers	4/20/10
Half:	9	2 times, MR: at LAL	4/20/10
Fewest Game:	1	15 times, MR: LAL	5/12/98

### TURNOVERS:

Game:	31	at Phoenix	5/6/79
Half:	18	at Phoenix	4/18/76
Quarter:	11	at Phoenix	5/8/79
	11	at Phoenix	4/20/76
	11	at Golden State	4/16/75
Fewest Game:	4	vs. L.A. Lakers	5/14/12









# ATLANTA HAWKS

CENTENNIAL TOWER  
101 Marietta Street, Suite 1900  
Atlanta, GA 30303 • 404-878-3800

Larry Drew  
Head Coach



## DIRECTORY

**Owners:** Bruce Levenson, Michael Gearon  
**President of Basketball Operations/General Manager:** Danny Ferry  
**Head Coach:** Larry Drew  
**Assistant Coaches:** Lester Conner, Bob Bender, Kenny Gattison, Bob Weiss  
**Head Athletic Trainer:** Wally Blase  
**Vice President of Public Relations:** Garin Narain  
**Director of Media Relations:** Jon Steinberg  
**Senior Manager of Media Relations:** Jason Roose

## 2012-13 VS. HAWKS (All Times Central)

11/4/12	Sunday	at Oklahoma City	6:00 p.m.
12/19/12	Wednesday	at Atlanta	6:30 p.m.

## 2011-12 VS. HAWKS

Date	Site	W/L	Score
12/31/10	OKC	W	103-94
3/4/11	Atlanta	W	111-104

## THUNDER VS. HAWKS ALL-TIME

YEAR	TOTAL	YEAR	TOTAL
1967-68	0-8	1991-92	1-1
1968-69	2-4	1992-93	1-1
1969-70	2-5	1993-94	1-1
1970-71	2-3	1994-95	2-0
1971-72	4-1	1995-96	2-0
1972-73	1-3	1996-97	1-1
1973-74	0-4	1997-98	1-1
1974-75	1-3	1998-99	Did Not Play
1975-76	3-1	1999-00	1-1
1976-77	2-1	2000-01	1-1
1977-78	1-2	2001-02	2-0
1978-79	3-1	2002-03	1-1
1979-80	2-0	2003-04	1-1
1980-81	1-1	2004-05	2-0
1981-82	1-1	2005-06	2-0
1982-83	1-1	2006-07	2-0
1983-84	1-1	2007-08	1-1
1984-85	1-1	2008-09	1-1
1985-86	1-1	2009-10	2-0
1986-87	0-2	2010-11	2-0
1987-88	0-2	2011-12	0-1
1988-89	1-1	<b>Totals</b>	<b>59-61</b>
1989-90	1-1	vs. St. Louis	0-8
1990-91	1-1	vs. Atlanta	59-53

## GENERAL INFORMATION

**Home Court:** Philips Arena (18,238)  
**Radio:** 680 AM/93.7 FM  
Steve Holman  
**Television:** SportSouth  
**Bob Rathbun,** Dominique Wilkins, Jerome Jurenovich  
**Team Colors:** Red, White, Blue

## LARGEST WINNING MARGIN

OKC:	24	4/3/93	at Seattle	129-105
Atlanta:	38	3/15/72	at Atlanta	96-134

## CURRENT STREAKS VS. HAWKS

SITE	LAST WIN	SCORE	LAST LOSS	SCORE	STREAK
At Home	12/31/10	103-94	1/25/08	90-99	Won 2
At Atlanta	3/4/11	111-104	3/3/12	90-97	Lost 1
Overall	3/4/11	111-104	3/3/12	90-97	Lost 1

## 2011-2012 SEASON SERIES (0-1) OKLAHOMA CITY THUNDER VS. ATLANTA

PLAYER	G-GS	MIN	FG-FGA	PCT	3FG-FGA	PCT	FT-FTA	PCT	OFF	DEF	TOT	AST	PF-DQ	STL	TO	BLK	PTS	AVG
Durant, K	1-1	42:53	9-23	0.391	3-10	0.300	14-17	0.824	1	7	8/8.0	2	2-0	3	4	1	35	35.0
Westbrook, R	1-1	37:42	10-21	0.476	3-8	0.375	2-2	1.000	0	0	0/0.0	4	2-0	0	2	1	25	25.0
Ikaka, S	1-1	29:36	4-5	0.800	0-0	0.000	2-4	0.500	0	2	6/6.0	0	2-0	1	3	10	10.0	
Harden, J	1-0	27:16	4-8	0.500	0-3	0.000	2-2	1.000	1	5	6/6.0	2	1-0	2	2	0	10	10.0
Aldrich, C	1-0	14:28	1-5	0.200	0-0	0.000	4-4	1.000	5	2	7/7.0	0	2-0	0	2	3	6	6.0
Perkins, K	1-1	15:30	1-3	0.333	0-0	0.000	0-0	0.000	1	4	5/5.0	1	6-1	0	3	1	2	2.0
Mohammed, N	1-0	07:01	1-2	0.500	0-0	0.000	0-0	0.000	0	3	3/3.0	0	0-0	0	0	0	2	2.0
Collison, N	1-0	25:16	0-3	0.000	0-0	0.000	0-0	0.000	1	1	2/2.0	1	2-0	0	4	1	0	0.0
Ivey, R	1-0	16:05	0-1	0.000	0-1	0.000	0-0	0.000	0	0	0/0.0	0	3-0	1	0	0	0	0.0
Cook, D	1-1	13:55	0-0	0.000	0-0	0.000	0-0	0.000	0	3	3/3.0	0	2-0	0	1	0	0	0.0
Jackson, R	1-0	10:18	0-2	0.000	0-1	0.000	0-0	0.000	0	0	0/0.0	1	1-0	0	0	0	0	0.0
Sefolosha, T	0-0	00:00	0-0	0.000	0-0	0.000	0-0	0.000	0	0	0/0.0	0	0-0	0	0	0	0	0.0
Reid, R	0-0	00:00	0-0	0.000	0-0	0.000	0-0	0.000	0	0	0/0.0	0	0-0	0	0	0	0	0.0
THUNDER	1-5	240:00	30-73	0.411	6-23	0.261	24-29	0.828	10	30	52/52.0	11	23-1	7	21	10	90	90.0
HAWKS	1-5	240:00	37-85	0.435	8-17	0.471	15-22	0.682	11	30	51/51.0	21	22-0	9	14	2	97	97.0

## 2011-2012 SEASON SERIES (1-0) ATLANTA HAWKS VS. OKLAHOMA CITY THUNDER

PLAYER	G-GS	MIN	FG-FGA	PCT	3FG-FGA	PCT	FT-FTA	PCT	OFF	DEF	TOT	AST	PF-DQ	STL	TO	BLK	PTS	AVG
Smith, J	1-1	36:57	10-22	0.455	1-1	1.000	9-13	0.692	1	11	12/12.0	4	4-0	1	5	1	30	30.0
Teague, J	1-1	33:17	7-13	0.538	1-3	0.333	1-2	0.500	0	2	2/2.0	2	3-0	3	2	0	16	16.0
Pachulia, Z	1-1	41:06	5-11	0.455	0-0	0.000	0-0	0.000	9	5	14/14.0	2	4-0	1	3	0	10	10.0
Hinrich, K	1-1	25:59	4-7	0.571	2-2	1.000	0-0	0.000	0	2	2/2.0	1	4-0	0	0	0	10	10.0
Williams, M	1-1	29:42	2-7	0.286	0-2	0.000	5-5	1.000	1	2	3/3.0	1	2-0	1	0	1	9	9.0
Johnson, I	1-0	20:47	4-10	0.400	0-0	0.000	0-0	0.000	0	5	5/5.0	3	3-0	1	1	0	8	8.0
Pargo, J	1-0	16:49	2-7	0.286	2-4	0.500	0-0	0.000	0	0	0/0.0	1	0-0	0	0	0	8	8.0
Radmanovic, V	1-0	13:36	2-3	0.667	2-3	0.667	0-0	0.000	0	1	1/1.0	2	2-0	2	0	0	6	6.0
Stackhouse, J	1-0	19:55	0-4	0.000	0-2	0.000	0-0	0.000	0	2	2/2.0	5	0-0	2	1	0	0	0.0
McGrady, T	1-0	01:52	0-1	0.000	0-0	0.000	0-2	0.000	0	0	0/0.0	0	0-0	0	0	0	0	0.0
Green, W	0-0	00:00	0-0	0.000	0-0	0.000	0-0	0.000	0	0	0/0.0	0	0-0	0	0	0	0	0.0
Collins, J	0-0	00:00	0-0	0.000	0-0	0.000	0-0	0.000	0	0	0/0.0	0	0-0	0	0	0	0	0.0
Dampier, E	0-0	00:00	0-0	0.000	0-0	0.000	0-0	0.000	0	0	0/0.0	0	0-0	0	0	0	0	0.0
HAWKS	1-5	240:00	37-85	0.435	8-17	0.471	15-22	0.682	11	30	51/51.0	21	22-0	9	14	2	97	97.0
THUNDER	1-5	240:00	30-73	0.411	6-23	0.261	24-29	0.828	10	30	52/52.0	11	23-1	7	21	10	90	90.0



# BOSTON CELTICS

226 Causeway Street, 4th Floor  
Boston, MA 02114 • 617-854-8000

Glenn "Doc" Rivers  
Head Coach



## DIRECTORY

**Managing Partner, Governor & Chief Executive Officer:** Wyc Grousbeck  
**President of Basketball Operations:** Danny Ainge  
**Head Coach:** Glenn "Doc" Rivers  
**Assistant Coaches:** Armond Hill, Kevin Eastman, Mike Longabardi, Jamie Young, Tyrone Lue, Jay Larranaga  
**Athletic Trainer:** Ed Lacerte  
**Vice President of Media Relations/Alumni Relations:** Jeff Twiss  
**Director of Public Relations:** Heather Walker  
**Media Relations Coordinator:** Brian Olive

## 2012-13 VS. CELTICS (All Times Central)

11/23/12	Friday	at Boston	6:30 p.m.
3/10/13	Sunday	at Oklahoma City	12:00 p.m.

## 2011-12 VS. CELTICS

Date	Site	W/L	Score
1/16/12	Boston	W	97-88
2/22/12	OKC	W	119-104

## THUNDER VS. CELTICS ALL-TIME

YEAR	TOTAL	YEAR	TOTAL
1967-68	1-6	1990-91	0-2
1968-69	3-3	1991-92	0-2
1969-70	1-5	1992-93	2-0
1970-71	2-3	1993-94	2-0
1971-72	3-2	1994-95	1-1
1972-73	0-4	1995-96	2-0
1973-74	2-2	1996-97	2-0
1974-75	2-2	1997-98	1-1
1975-76	2-2	1998-99	Did Not Play
1976-77	2-2	1999-00	1-1
1977-78	4-0	2000-01	0-2
1978-79	2-2	2001-02	1-1
1979-80	2-0	2002-03	0-2
1980-81	1-1	2003-04	1-1
1981-82	2-0	2004-05	0-2
1982-83	1-1	2005-06	2-0
1983-84	0-2	2006-07	1-1
1984-85	1-1	2007-08	0-2
1985-86	0-2	2008-09	0-2
1986-87	0-2	2009-10	1-1
1987-88	1-1	2010-11	1-1
1988-89	2-0	2011-12	2-0
1989-90	0-2	<b>Totals</b>	<b>54-67</b>

## GENERAL INFORMATION

**Home Court:** TD Garden (18,624)  
**Radio:** WEEI (850 AM)  
**Sean Grande,** Cedric Maxwell  
**Television:** Comcast SportsNet  
**Mike Gorman,** Tom Heinsohn, Greg Dickerson  
**Team Colors:** Green, Gold, Black, Brown, Beige and White

## LARGEST WINNING MARGIN

OKC:	39	12/29/95	at Seattle	124-85
Boston:	47	11/20/68	at Seattle	92-139

## CURRENT STREAKS VS. CELTICS

SITE	LAST WIN	SCORE	LAST LOSS	SCORE	STREAK
At Home	2/22/12	119-104	11/7/10	83-92	Won 1
At Boston	1/16/12	97-88	3/29/09	84-103	Won 3
Overall	2/22/12	119-104	11/7/10	83-92	Won 3

## 2011-2012 SEASON SERIES (2-0) OKLAHOMA CITY THUNDER VS. BOSTON

PLAYER	G-GS	MIN	FG-FGA	PCT	3FG-FGA	PCT	FT-FTA	PCT	OFF	DEF	TOT	AST	PF-DQ	STL	TO	BLK	PTS	AVG
Westbrook, R	2-2	81:00	20-42	0.476	4-6	0.667	13-15	0.867	2	10	12/6.0	10	1-0	4	6	0	57	28.5
Durant, K	2-2	81:17	18-42	0.429	4-11	0.364	16-17	0.941	1	15	16/8.0	10	5-0	5	4	1	58	29.0
Sefolosha, T	1-1	34:25	7-9	0.778	2-2	1.												





# BROOKLYN NETS

390 Murray Hill Parkway  
East Rutherford, NJ 07073 • 201-935-8888

Avery Johnson  
Head Coach



## DIRECTORY

**Principal Owner:** Mikhail Prokhorov  
**General Manager:** Billy King  
**Head Coach:** Avery Johnson  
**Assistant Coaches:** P.J. Carlesimo, Mario Elie, Popeye Jones, Doug Overton  
**Athletic Trainer:** Tim Walsh  
**Vice President, Public Relations:** Gary Sussman  
**Senior Director, Public Relations:** Aaron Harris  
**Manager, Public Relations:** Calder Hynes

**2012-13 VS. NETS (ALL TIMES CENTRAL)**  
12/4/12 Tuesday at Brooklyn 6:30 p.m.  
1/2/13 Wednesday at Oklahoma City 7:00 p.m.

## 2011-12 VS. NETS

Date	Site	W/L	Score
1/21/12	New Jersey	W	84-74

## THUNDER VS. NETS ALL-TIME

YEAR	TOTAL	YEAR	TOTAL
1976-77	3-1	1995-96	2-0
1977-78	2-2	1996-97	1-1
1978-79	4-0	1997-98	2-0
1979-80	1-1	1998-99	0-1
1980-81	1-1	1999-00	2-0
1981-82	2-0	2000-01	1-1
1982-83	0-2	2001-02	1-1
1983-84	1-1	2002-03	1-1
1984-85	0-2	2003-04	0-2
1985-86	2-0	2004-05	2-0
1986-87	2-0	2005-06	1-1
1987-88	2-0	2006-07	2-0
1988-89	0-2	2007-08	0-2
1989-90	2-0	2008-09	1-1
1990-91	1-1	2009-10	2-0
1991-92	2-0	2010-11	2-0
1992-93	1-1	2011-12	1-0
1993-94	1-1	<b>Totals</b>	<b>49-27</b>
1994-95	1-1		

## GENERAL INFORMATION

**Home Court:** Barclays Center (18,200)  
**Radio:** WFAN (660AM)  
**Chris Carrino, Tim Capstraw**  
**Spanish Radio:** WADO (1280 AM)  
**TBD**  
**Television:** YES Network  
**Ian Eagle, Mike Fratello, Ryan Ruocco, Jim Spanarkel**  
**Team Colors:** Black and White

## LARGEST WINNING MARGIN

OKC: 30 11/21/89 at Seattle 114-84  
New Jersey: 35 11/11/00 at New Jersey 91-126

## CURRENT STREAKS VS. NETS

SITE	LAST WIN	SCORE	LAST LOSS	SCORE	STREAK
At Home	12/29/10	114-93	11/23/07	93-98	Won 3
At New Jersey	1/21/12	84-74	1/12/09	99-103 (OT)	Won 3
Overall	1/21/12	84-74	1/12/09	99-103 (OT)	Won 6

## 2011-2012 SEASON SERIES (1-0) OKLAHOMA CITY THUNDER VS. NEW JERSEY

PLAYER	G-GS	MIN	FG-FGA	PCT	3FG-FGA	PCT	FT-FTA	PCT	OFF	DEF	TOT	AST	PF-DQ	STL	TO	BLK	PTS	AVG
Westbrook, R	1-1	35:39	9-21	0.429	1-3	0.333	2-4	0.500	0	3	3/5.0	6	3-0	2	3	1	21	21.0
Durant, K	1-1	44:31	9-22	0.409	0-6	0.000	2-6	0.333	1	14	15/15.0	3	2-0	2	5	1	20	20.0
Harden, J	1-0	27:31	5-9	0.556	1-3	0.333	5-6	0.833	2	7	9/9.0	2	1-0	1	1	1	16	16.0
Jackson, R	1-0	12:21	2-5	0.400	1-3	0.333	2-2	1.000	0	0	0/0.0	0	3-0	2	2	0	7	7.0
Ibaka, S	1-1	28:19	2-6	0.333	0-0	0.000	2-2	1.000	5	4	9/9.0	0	1-0	0	2	5	6	6.0
Perkins, K	1-1	30:02	2-6	0.333	0-0	0.000	1-2	0.500	2	4	6/6.0	0	1-0	0	4	2	5	5.0
Collison, N	1-0	17:56	2-3	0.667	0-0	0.000	0-0	0.000	1	2	3/3.0	0	3-0	0	0	0	4	4.0
Cook, D	1-0	05:47	1-2	0.500	1-2	0.500	0-0	0.000	0	1	1/1.0	0	0-0	0	0	0	3	3.0
Sefolosha, T	1-1	32:58	0-2	0.000	0-0	0.000	2-2	1.000	2	6	8/8.0	2	2-0	1	2	0	2	2.0
Mohammed, N	1-0	04:56	0-1	0.000	0-0	0.000	0-0	0.000	1	0	1/1.0	0	0-0	0	0	0	0	0.0
Aldrich, C	0-0	00:00	0-0	0.000	0-0	0.000	0-0	0.000	0	0	0/0.0	0	0-0	0	0	0	0	0.0
Hayward, L	0-0	00:00	0-0	0.000	0-0	0.000	0-0	0.000	0	0	0/0.0	0	0-0	0	0	0	0	0.0
Ivey, R	0-0	00:00	0-0	0.000	0-0	0.000	0-0	0.000	0	0	0/0.0	0	0-0	0	0	0	0	0.0
Perkins, K	0-0	00:00	0-0	0.000	0-0	0.000	0-0	0.000	0	0	0/0.0	0	0-0	0	0	0	0	0.0
Reid, R	1-0	04:58	0-1	0.000	0-0	0.000	0-0	0.000	0	0	0/0.0	0	0-0	0	0	0	0	0.0
THUNDER	1-5	240:00	32-77	0.416	4-17	0.235	16-24	0.667	14	41	65/65.0	13	16-0	8	19	10	84	84.0
NETS	1-5	240:00	27-87	0.310	3-23	0.130	17-19	0.895	16	30	50/50.0	14	16-0	9	18	5	74	74.0

## 2011-2012 SEASON SERIES (0-1) NEW JERSEY NETS VS. OKLAHOMA CITY

PLAYER	G-GS	MIN	FG-FGA	PCT	3FG-FGA	PCT	FT-FTA	PCT	OFF	DEF	TOT	AST	PF-DQ	STL	TO	BLK	PTS	AVG
Williams, D	1-1	39:02	5-18	0.278	0-6	0.000	4-4	1.000	0	4	4/4.0	6	1-0	1	3	0	14	14.0
Brooks, M	1-1	34:19	6-17	0.353	0-4	0.000	2-3	0.667	3	2	5/5.0	1	4-0	2	2	1	14	14.0
Farmar, J	1-0	19:38	4-10	0.400	1-4	0.250	4-4	1.000	0	0	0/0.0	3	2-0	1	2	0	13	13.0
Humphries, K	1-1	42:56	6-17	0.353	0-0	0.000	0-0	0.000	6	10	16/16.0	0	1-0	2	2	3	12	12.0
Stevenson, D	1-1	30:58	2-3	0.333	1-4	0.250	3-3	1.000	2	3	5/5.0	0	2-0	0	2	1	8	8.0
Morrow, A	1-0	24:50	2-13	0.154	1-4	0.250	1-1	1.000	0	1	2/2.0	1	3-0	1	2	0	6	6.0
Williams, S	1-0	10:01	1-1	1.000	0-0	0.000	1-2	0.500	3	1	4/4.0	1	2-0	0	0	0	3	3.0
Petro, J	1-0	07:58	1-2	0.500	0-0	0.000	0-0	0.000	0	2	2/2.0	0	0-0	0	0	0	2	2.0
Gaines, S	1-0	02:41	0-1	0.000	0-0	0.000	2-2	1.000	0	0	0/0.0	0	0-0	1	1	0	2	2.0
Okur, M	1-1	26:25	0-2	0.000	0-1	0.000	0-0	0.000	2	7	9/9.0	2	1-0	1	2	0	0	0.0
Owens, L	1-0	01:12	0-0	0.000	0-0	0.000	0-0	0.000	0	1	1/1.0	0	0-0	0	0	0	0	0.0
Williams, S	0-0	00:00	0-0	0.000	0-0	0.000	0-0	0.000	0	0	0/0.0	0	0-0	0	0	0	0	0.0
NETS	1-5	240:00	27-87	0.310	3-23	0.130	17-19	0.895	16	30	50/50.0	14	16-0	9	18	5	74	74.0
THUNDER	1-5	240:00	32-77	0.416	4-17	0.235	16-24	0.667	14	41	65/65.0	13	16-0	8	19	10	84	84.0



# CHARLOTTE BOBCATS

TIME WARNER CABLE ARENA  
333 East Trade Street  
Charlotte, NC 28202 • (704) 688-8600

Mike Dunlap  
Head Coach



## DIRECTORY

**Chairman:** Michael Jordan  
**President of Basketball Operations:** Rod Higgins  
**Head Coach:** Mike Dunlap  
**Assistant Coaches:** Brian Winters, Rick Brunson, Stephen Silas, Dan Leibovitz  
**Head Athletic Trainer:** Steve Stricker  
**Vice President, Communications:** B.J. Evans  
**Director, Communications:** Josh Rosen  
**Coordinator, Communications:** Jerome Hubbard

**2012-13 VS. BOBCATS (ALL TIMES CENTRAL)**  
11/26/12 Monday at Oklahoma City 7:00 p.m.  
3/8/13 Friday at Charlotte 6:00 p.m.

## 2011-12 VS. BOBCATS

Date	Site	W/L	Score
3/10/12	OKC	W	122-95

## GENERAL INFORMATION

**Home Court:** Time Warner Cable Arena (19,077)  
**Radio:** WFNZ  
**Scott Lauer**  
**Television:** FSN Carolinas/SportSouth  
**Steve Martin, Dell Curry, Stephanie Ready**  
**Team Colors:** Navy, Light Blue, Cool Gray and Orange

## THUNDER VS. BOBCATS ALL-TIME

YEAR	TOTAL
2004-05	2-0
2005-06	1-1
2006-07	2-0
2007-08	0-2
2008-09	1-1
2009-10	1-1
2010-11	2-0
2011-12	1-0
<b>Totals</b>	<b>10-5</b>

## LARGEST WINNING MARGIN

OKC: 27 3/10/12 at OKC 122-95  
Charlotte: 13 2/6/06 at Charlotte 106-119

## CURRENT STREAKS VS. BOBCATS

SITE	LAST WIN	SCORE	LAST LOSS	SCORE	STREAK
At Home	3/10/12	122-95	3/28/08	93-96	Won 4
At Charlotte	12/21/10	99-81	3/17/10	92-100	Won 1
Overall	3/10/12	122-95	3/17/10	92-100	Won 3

## 2011-2012 SEASON SERIES (1-0) OKLAHOMA CITY THUNDER VS. CHARLOTTE

PLAYER	G-GS	MIN	FG-FGA	PCT	3FG-FGA	PCT	FT-FTA	PCT	OFF	DEF	TOT	AST	PF-DQ	STL	TO	BLK	PTS	AVG
Harden, J	1-0	28:48	11-16	0.688	4-9	0.444	7-10	0.700	0	0	0/0.0	3	3-0	1	2	1	33	33.0
Durant, K	1-1	31:11	8-12	0.667	2-4	0.500	8-8	1.000	0	7	7/7.0	2	3-0	1	3	2	26	26.0
Westbrook, R	1-1	26:45	10-14	0.714	1-2	0.500	2-2	1.000	0	1	1/1.0	4	2-0	0	1	0	23	23.0
Jackson, R	1-0	21:15	3-6	0.500	0-1	0.000	0-0	0.000	1	2	3/3.0	7	0-0	1	1	0	6	6.0
Ibaka, S	1-1	18:54	2-2	1.000	0-0	0.000	2-2	1.000	0	5	5/5.0	0	4-0	0	2	3	6	6.0
Cook, D	1-1	14:14	2-6	0.333	2-5	0.400	0-0	0.000	0	1	1/1.0	0	1-0	1	0	0	6	6.0
Aldrich, C	1-0	10:03	3-4	0.750	0-0	0.000	0-0	0.000	2	4	6/6.0	0	0-0	1	0	0	6	6.0
Collison, N	1-0	17:40	2-3	0.667	0-0	0.000	0-0	0.000	3	2	5/5.0	4	0-0	1	1	2	4	4.0
Mohammed, N	1-0	13:18	2-3	0.667	0-0	0.000	0-0	0.000	0	3	3/3.0	1	3-0	2	1	2	4	4.0
Hayward, L	1-0	04:58	2-2	1.000	0-0	0.000	0-0	0.000	0	0	0/0.0	0	0-0	0	1	0	4	4.0
Ivey, R	1-0	22:41	1-2	0.500	1-2	0.500	0-0	0.000	0	4	4/4.0	1	1-0	0	0	0	3	3.0
Perkins, K	1-1	25:15	0-2	0.000	0-0	0.000	1-4	0.250	0	4	4/4.0	5	2-0	0	2	3	1	1.0
Reid, R	1-0	04:58	0-1	0.000	0-0	0.000	0-0	0.000	0	0	0/0.0	0	0-0	0	0	0	0	0.0
THUNDER	1-5	240:00	46-73	0.630	10-23	0.435	20-26	0.769	6	33	47/47.0	27	19-0	8	14	13	122	122.0
BOBCATS	1-5	240:00	36-88	0.409	7-14	0.500	16-19	0.842	15	22	41/41.0	24	16-0	8	11	2	95	95.0

## 2011-2012 SEASON SERIES (0-1) CHARLOTTE BOBCATS VS. OKLAHOMA CITY

PLAYER	G-GS	MIN	FG-FGA	PCT	3FG-FGA	PCT	FT-FTA	PCT	OFF	DEF	TOT	AST	PF-DQ	STL	TO	BLK	PTS	AVG
Augustin, D	1-1	28:46	7-16	0.438	4-7	0.571	4-4	1.000	2	2	4/4.0	7	1-0	0	1	0	22	22.0
Maggette, C	1-1	30:34	6-12	0.500	2-4	0.500	7-8	0.875	1	1	2/2.0	3	2-0	0	0	0	21	21.0
Mullens, B	1-0	19:10	6-8	0.750	0-0	0.000	0-0	0.000	1	2	3/3.0	0	1-0	0	1	0	12	12.0
White, D	1-0	22:18	4-7	0.571	0-0	0.000	2-2	1.000	0	5	5/5.0	0	2-0	2	2	0	10	10.0
Henderson, G	1-1	28:43	3-8	0.375	0-0	0.000	1-2	0.500	2	2	4/4.0	4	2-2	0	1	0	7	7.0
Williams, R	1-0	17:26	3-8	0.300	1-3	0.333	0-0	0.000	0	0	0/0.0	2	1-0	1	1	0	7	7.0
Biyombo, B	1-1	28:50	3-10	0.300	0-0	0.000	0-1	0.000	4	4	8/8.0	0	1-0	1	0	1	6	6.0
Thomas, T	1-1	20:59	2-7	0.286	0-0	0.000	2-2	1.000	3	3	6/6.0	0	4-0	1	2	1	6	6.0
Walker, K	1-0	21:45	2-7	0.286	0-0	0.000	0-0	0.000	0	1	1/1.0	6	0-0	0	2	0	4	4.0
Brown, D	1-0	12:28	0-5	0.000	0-0	0.000	0-0	0.000	2	1	3/3.0	2	1-0	1	0	0	4	4.0
Carroll, M	1-0	04:58	0-0	0.000	0-0	0.000	0-0	0.000	0	0	0/0.0	0	0-0	0	0	0	0	0.0
Najera, E	1-0	04:03	0-0	0.000	0-0	0.000	0-0	0.000	0	1	1/1.0	0	1-0	0	0	0	0	0.0
Higgins, C	0-0	00:00	0-0	0.000	0-0	0.000	0-0	0.000	0	0	0/0.0	0	0-0	0	0	0	0	0.0
BOBINS	1-5	24:00	36-88	7.14	0.500	0.500	16-19	0.842	6	22	41/41.0	27	16-8	8	1	2	95	95.0
CHUNIFER	1-5	24:00	46-73	0.630	10-23	0.435	70-76	0.769	6	23	47/47.0	27	16-8	8	14	13	123	123.0





# CHICAGO BULLS

UNITED CENTER  
1901 West Madison Street  
Chicago, IL 60612 • 312-455-4000

Tom Thibodeau  
Head Coach



## DIRECTORY

Chairman: Jerry Reinsdorf

Executive Vice President-Basketball Operations:  
John Paxson

Head Coach: Tom Thibodeau

Assistant Coaches: Ron Adams, Andy Greer,

Adrian Griffin, Ed Pinckney, Mike Wilhelm

Head Athletic Trainer: Fred Tedeschi

Senior Director, Public and Media Relations: Tim Hallam

Director, Public and Media Relations:

Sebrina Brewster

Manager, Public and Media Relations: Matt Yob

Coordinator, Public and Media Relations:

Shaun Hickombottom

## GENERAL INFORMATION

Home Court: United Center (20,917)

Radio: WMVP (AM 1000)

Chuck Swirsky, Bill Wennington, Steve Kashul

Spanish Radio: WRTO (1200 AM)

Omar Ramos, Matt Moreno

Television: WGN (Channel 9), WCIU (Channel 26), Comcast

SportsNet Chicago

Neil Funk, Stacey King

Team Colors: Red, White, Black

## LARGEST WINNING MARGIN

OKC:	36	2/28/70	at Seattle	140-104
Chicago:	33	1/11/69	at Chicago	86-119

## CURRENT STREAKS VS. BULLS

SITE	LAST WIN	SCORE	LAST LOSS	SCORE	STREAK
At Home	4/1/12	92-78	1/27/10	86-96	Won 2
At Chicago	1/4/10	98-85	12/6/10	90-99	Lost 1
Overall	4/1/12	92-78	12/6/10	90-99	Won 1

## 2011-2012 SEASON SERIES (1-0) OKLAHOMA CITY THUNDER VS. CHICAGO

PLAYER	G-GS	MIN	FG-FGA	PCT	3FG-FGA	PCT	FT-FTA	PCT	OFF	DEF	TOT	AST	PF-DQ	STL	TO	BLK	PTS	AVG
Westbrook, R	1-1	29:50	10-18	0.556	1-2	0.500	6-6	1.000	0	3	3/3.0	5	0-0	4	0	0	27	27.0
Durant, K	1-1	32:09	11-16	0.688	2-2	1.000	2-2	1.000	0	10	10/10.0	4	1-0	1	1	1	26	26.0
Harden, J	1-0	22:49	3-7	0.429	1-3	0.333	4-4	1.000	0	1	1/1.0	0	2-0	0	4	0	11	11.0
Ibaka, S	1-1	21:41	4-8	0.500	0-0	0.000	1-2	0.500	0	6	6/6.0	0	1-0	0	1	5	9	9.0
Collinson, N	1-0	22:48	2-7	0.286	0-0	0.000	3-3	1.000	1	4	5/5.0	2	3-0	0	0	0	7	7.0
Perkins, K	1-1	21:57	2-3	0.667	0-0	0.000	0-0	0.000	0	0	1/1.0	3	4-0	0	2	0	4	4.0
Hayward, L	1-0	12:00	2-4	0.500	0-1	0.000	0-0	0.000	0	2	2/2.0	0	2-0	0	1	0	4	4.0
Sefolosha, T	1-1	27:52	1-4	0.250	0-1	0.000	0-0	0.000	0	6	6/6.0	2	0-0	1	0	1	2	2.0
Ivey, R	1-0	12:00	1-2	0.500	0-0	0.000	0-0	0.000	0	1	1/1.0	0	2-0	0	0	0	2	2.0
Fisher, D	1-0	19:54	0-2	0.000	0-0	0.000	0-0	0.000	0	4	4/4.0	2	2-0	0	2	0	0	0.0
Aldrich, C	1-0	06:19	0-1	0.000	0-0	0.000	0-0	0.000	0	0	0/0.0	0	0-0	0	1	0	0	0.0
Jackson, R	1-0	05:25	0-1	0.000	0-0	0.000	0-0	0.000	0	0	0/0.0	0	0-0	0	0	0	0	0.0
Mohammed, N	1-0	05:16	0-1	0.000	0-0	0.000	0-0	0.000	1	0	1/1.0	0	0-0	0	0	0	0	0.0
THUNDER	1-5	240:00	36-74	0.486	4-9	0.444	16-17	0.941	3	37	48/48.0	20	15-0	6	13	9	92	92.0
BULLS	1-5	240:00	30-91	0.330	8-24	0.333	10-15	0.667	18	30	57/57.0	17	14-0	10	12	2	78	78.0

## 2011-2012 SEASON SERIES (0-1) CHICAGO BULLS VS. OKLAHOMA CITY THUNDER

PLAYER	G-GS	MIN	FG-FGA	PCT	3FG-FGA	PCT	FT-FTA	PCT	OFF	DEF	TOT	AST	PF-DQ	STL	TO	BLK	PTS	AVG
Lucas, J	1-0	28:43	7-20	0.350	5-13	0.385	0-0	0.000	0	1	1/1.0	4	0-0	1	0	0	19	19.0
Konver, K	1-1	31:40	5-13	0.385	3-5	0.600	1-2	0.500	1	2	3/3.0	4	0-0	1	1	0	14	14.0
Gibson, T	1-0	24:46	4-8	0.500	0-0	0.000	2-4	0.500	4	7	11/11.0	1	3-0	1	0	0	10	10.0
Deng, L	1-1	30:25	4-13	0.308	0-3	0.000	0-0	0.000	0	0	0/0.0	0	0-0	0	1	0	8	8.0
Boozer, C	1-1	23:48	4-8	0.500	0-0	0.000	0-0	0.000	1	9	10/10.0	1	1-0	1	2	0	8	8.0
Brewer, R	1-0	23:28	3-8	0.375	0-0	0.000	1-2	0.500	1	2	3/3.0	2	2-0	2	3	0	7	7.0
Noah, J	1-1	19:05	1-8	0.125	0-0	0.000	3-3	1.000	4	2	6/6.0	1	0-0	1	0	0	5	5.0
Watson, C	1-1	19:17	2-7	0.286	0-3	0.000	0-0	0.000	0	0	0/0.0	2	3-0	1	2	0	4	4.0
Butler, J	1-0	12:00	0-3	0.000	0-0	0.000	2-2	1.000	2	3	5/5.0	0	1-0	0	1	0	2	2.0
Scalabrino, B	1-0	10:27	0-1	0.000	0-0	0.000	1-2	0.500	1	0	1/1.0	1	0-0	2	0	1	1	1.0
Asik, O	1-0	16:20	0-2	0.000	0-0	0.000	0-0	0.000	4	4	8/8.0	1	4-0	0	2	1	0	0.0
Rose, D	0-0	00:00	0-0	0.000	0-0	0.000	0-0	0.000	0	0	0/0.0	0	0-0	0	0	0	0	0.0
Hamilton, R	0-0	00:00	0-0	0.000	0-0	0.000	0-0	0.000	0	0	0/0.0	0	0-0	0	0	0	0	0.0
BULLS	1-5	240:00	30-91	0.330	8-24	0.333	10-15	0.667	18	30	57/57.0	17	14-0	10	12	2	78	78.0
THUNDER	1-5	240:00	36-74	0.486	4-9	0.444	16-17	0.941	3	37	48/48.0	20	15-0	6	13	9	92	92.0



# CLEVELAND CAVALIERS

QUICKEN LOANS ARENA  
One Center Court  
Cleveland, OH 44115 • 216-420-2000  
216-420-2000

Byron Scott  
Head Coach



## DIRECTORY

Majority Owner/Chairman: Dan Gilbert

General Manager: Chris Grant

Head Coach: Byron Scott

Assistant Coaches: Paul Pressy, Jamahl Mosley, Joe Prunty,

Nate Tibbetts

Head Athletic Trainer: Max Benton

Senior Vice President, Communications: Tad Carper

Basketball Communications Coordinator: Jeff Schaefer

Director of Communications Operations and Services:

Amanda Petrak

## 2012-13 VS. CAVALIERS (ALL TIMES CENTRAL)

11/11/12	Sunday	at Oklahoma City	7:00 p.m.
2/2/13	Saturday	at Cleveland	6:30 p.m.

## 2011-12 VS. CAVALIERS

Date	Site	W/L	Score
3/9/12	OKC	L	90-96

## THUNDER VS. CAVALIERS ALL-TIME

YEAR	TOTAL	YEAR	TOTAL
1970-71	4-0	1992-93	1-1
1971-72	4-0	1993-94	1-1
1972-73	1-3	1994-95	2-0
1973-74	2-2	1995-96	2-0
1974-75	2-2	1996-97	2-0
1975-76	1-3	1997-98	2-0
1976-77	1-3	1998-99	Did Not Play
1977-78	1-3	1999-00	2-0
1978-79	2-2	2000-01	2-0
1979-80	2-0	2001-02	2-0
1980-81	2-0	2002-03	1-1
1981-82	2-0	2003-04	0-2
1982-83	1-1	2004-05	2-0
1983-84	1-1	2005-06	1-1
1984-85	1-1	2006-07	1-1
1985-86	1-1	2007-08	1-1
1986-87	1-1	2008-09	0-2
1988-89	1-1	2009-10	0-2
1989-90	1-1	2010-11	2-0
1990-91	1-1	2011-12	0-1
1991-92	1-1	Totals	58-41

## GENERAL INFORMATION

Home Court: Quicken Loans Arena (20,562)

Radio: WTAM (1100 AM)

John Michael, Jim Chones, Mike Snyder

Television: FOX Sports Ohio

Fred McLeod, Austin Carr, Allie Clifton

Team Colors: Wine, Gold, Navy

## LARGEST WINNING MARGIN

OKC:	35	11/3/80	at Seattle	118-83
Cleveland:	35	11/26/08	at Cleveland	82-117

## CURRENT STREAKS VS. CAVALIERS

SITE	LAST WIN	SCORE	LAST LOSS	SCORE	STREAK
At Home	12/12/10	106-77	3/9/12	90-96	Lost 1
At Cleveland	3/13/11	95-75	1/23/10	99-100	Won 1
Overall	3/13/11	95-75	3/9/12	90-96	Lost 1

## 2011-2012 SEASON SERIES (0-1) OKLAHOMA CITY VS. CLEVELAND

PLAYER	G-GS	MIN	FG-FGA	PCT	3FG-FGA	PCT	FT-FTA	PCT	OFF	DEF	TOT	AST	PF-DQ	STL	TO	BLK	PTS	AVG
Durant, K	1-1	36:23	9-18	0.500	1-7	0.143	4-6	0.667	1	7	8/8.0	8	1-0	0	6	3	23	23.0
Westbrook, R	1-1	32:41	8-17	0.471	1-2	0.500	2-2	1.000	0	2	2/2.0	4	1-0	1	3	0	19	19.0
Harden, J	1-0	33:23	5-10	0.500	2-5	0.400	3-4	0.750	0	6	6/6.0	1	2-0	0	4	0	15	15.0
Ibaka, S	1-1	23:00	6-8	0.750	0-0	0.000	1-1	1.000	1	6	7/7.0	1	2-0	1	1	6	13	13.0
Perkins, K	1-1	30:38	3-4	0.750	0-0	0.000	0-4	0.000	2	2	4/4.0	1	3-0	1	2	2	6	6.0
Jackson, R	1-0	15:19	2-6	0.333	0-3	0.000	0-0	0.000	1	1	2/2.0	3	0-0	0	0	0	4	4.0
Ivey, R	1-0	18:33	1-1	1.000	1-1	1.000	0-0	0.000	0	3	3/3.0	0	4-0	2	0	0	3	3.0
Cook, D	1-1	14:37	1-6	0.167	1-6	0.167	0-0	0.000	0	1	1/1.0	0	2-0	0	0	0	3	3.0
Collinson, N	1-0	20:05	1-2	0.500	0-0	0.000	0-0	0.000	2	4	6/6.0	2	4-0	0	1	2	2	2.0
Mohammed, N	1-0	15:21	1-4	0.250	0-0	0.000	0-0	0.000	1	0	1/1.0	0	3-0	0	0	0	2	2.0
Aldrich, C	0-0	00:00	0-0	0.000	0-0	0.000	0-0	0.000	0	0	0/0.0	0	0-0	0	0	0	0	0.0
Hayward, L	0-0	00:00	0-0	0.000	0-0	0.000	0-0	0.000	0	0	0/0.0	0	0-0	0	0	0	0	0.0
Reid, R	0-0	00:00	0-0	0.000	0-0	0.000	0-0	0.000	0	0	0/0.0	0	0-0	0	0	0	0	0.0
THUNDER	1-5	240:00	37-76	0.487	6-24	0.250	10-17	0.588	8	32	46/46.0	20	22-0	5	17	13	90	90.0
CAVALIERS	1-5	240:00	38-91	0.418	5-17	0.294	15-24	0.625	21	30	62/62.0	19	17-0	13	14	3	96	96.0





# DALLAS MAVERICKS

AMERICAN AIRLINES CENTER  
2500 Victory Avenue  
Dallas, TX 75219 • 214-665-4660

Rick Carlisle  
Head Coach



## DIRECTORY

**Owner:** Mark Cuban  
**President of Basketball Operations/GM:** Donn Nelson  
**Head Coach:** Rick Carlisle  
**Assistant Coaches:** Jim O'Brien, Tony Brown, Monte Mathis, Darrell Armstrong  
**Head Athletic Trainer:** Casey Smith  
**Director of Basketball Communications:** Sarah Melton  
**Basketball Communications Manager:** Scott Tomlin  
**Basketball Communications Coordinator:** Alan Rakowski

## 2012-13 VS. MAVERICKS (ALL TIMES CENTRAL)

12/27/12	Thursday	at Oklahoma City	7:00 p.m.
1/18/13	Friday	at Dallas	8:30 p.m.
2/4/13	Monday	at Dallas	6:30 p.m.
3/17/13	Sunday	at Oklahoma City	7:00 p.m.

## 2011-12 VS. MAVERICKS

Date	Site	W/L	Score
12/29/11	OKC	W	104-102
1/2/12	Dallas	L	87-100
2/1/12	Dallas	W	95-86
3/5/12	OKC	W	95-91

## GENERAL INFORMATION

**Home Court:** American Airlines Center (19,200)  
**Radio:** ESPN Radio (103.3 FM)  
Chuck Cooperstein, Brad Davis  
**Spanish Radio:** KFLC (1270 AM)  
Victor Villalba  
**Television:** TXA-21, FOX Sports Southwest  
Mark Followill, Derek Harper, Jeff Wade  
**Team Colors:** Blue, Black, Silver

## LARGEST WINNING MARGIN

OKC:	47	11/25/89	at Dallas	117-70
Dallas:	44	4/11/85	at Seattle	80-124

## CURRENT STREAKS VS. MAVERICKS

SITE	LAST WIN	SCORE	LAST LOSS	SCORE	STREAK
At Home	3/5/12	95-91	12/27/10	93-103	Won 2
At Dallas	2/1/12	95-86	1/2/12	87-100	Won 1
Overall	3/5/12	95-91	12/27/10	93-103	Won 2

## 2011-2012 SEASON SERIES (3-1) OKLAHOMA CITY VS. DALLAS

PLAYER	G-GS	MIN	FG-FGA	PCT	3FG-FGA	PCT	FT-FTA	PCT	OFF	DEF	TOT	AST	PF-DQ	STL	TO	BLK	PTS	AVG
Durant, K	4-4	162:21	33-74	0.446	8-22	0.364	28-38	0.737	0	33	338.3	12	2-0	4	19	5	102	25.5
Westbrook, R	4-4	139:36	31-79	0.392	4-13	0.308	25-32	0.781	6	18	246.0	14	6-0	7	16	1	91	22.8
Harden, J	4-0	135:39	16-41	0.390	3-20	0.150	22-25	0.880	2	18	205.0	20	8-0	2	4	1	57	14.3
Ibaka, S	4-4	155:35	15-35	0.429	0-0	0.000	8-12	0.667	17	17	348.5	2	15-0	4	4	21	38	9.5
Perkins, K	4-4	118:47	9-15	0.600	0-0	0.000	11-13	0.846	13	18	317.8	2	10-0	3	12	3	29	7.3
Maynor, E	2-0	34:43	5-8	0.625	2-3	0.667	2-2	1.000	0	2	21.0	4	2-0	2	3	0	14	7.0
Cook, D	3-2	50:15	7-15	0.467	4-12	0.333	0-0	0.000	2	5	72.3	1	5-0	3	1	0	18	6.0
Jackson, R	3-0	28:28	5-12	0.417	2-7	0.286	0-0	0.000	0	4	41.3	2	3-0	0	3	0	12	4.0
Collison, N	4-0	78:50	7-9	0.778	0-0	0.000	1-2	0.500	7	12	194.8	1	12-0	2	2	0	15	3.8
Ivey, R	1-0	11:00	1-3	0.333	1-2	0.500	0-0	0.000	0	0	0.0	0	2-0	1	0	0	3	3.0
Mohammed, N	2-0	11:56	1-1	1.000	0-0	0.000	0-0	0.000	0	1	10.5	0	4-0	0	1	1	2	1.0
Sefolosha, T	2-2	21:37	0-1	0.000	0-1	0.000	0-0	0.000	0	1	10.5	3	2-0	1	1	1	0	0.0
Hayward, L	1-0	10:14	0-4	0.000	0-0	0.000	0-0	0.000	0	3	33.0	0	1-0	0	1	0	0	0.0
Aldrich, C	1-0	01:00	0-0	0.000	0-0	0.000	0-0	0.000	0	0	0.0	0	0-0	0	1	0	0	0.0
Reid, R	0-0	00:00	0-0	0.000	0-0	0.000	0-0	0.000	0	0	0.0	0	0-0	0	0	0	0	0.0
THUNDER	4-20	960:00	130-297	0.438	24-80	0.300	97-124	0.782	47	132214/53.5	61	72-0	29	71	33	381	95.3	
MAVERICKS	4-20	960:00	143-338	0.423	27-82	0.329	66-76	0.868	44	115185/46.3	81	88-1	42	54	20	379	94.8	

## 2011-2012 SEASON SERIES (1-3) DALLAS MAVERICKS VS. OKLAHOMA CITY

PLAYER	G-GS	MIN	FG-FGA	PCT	3FG-FGA	PCT	FT-FTA	PCT	OFF	DEF	TOT	AST	PF-DQ	STL	TO	BLK	PTS	AVG
Nowitzki, D	4-4	150:21	31-70	0.443	6-20	0.300	22-23	0.957	3	26	297.3	9	14-0	4	9	0	90	22.5
Terry, J	4-0	135:57	26-58	0.448	11-23	0.478	11-11	1.000	0	7	71.8	22	7-0	6	5	1	74	18.5
Wright, B	1-0	25:18	4-5	0.800	0-0	0.000	4-6	0.667	0	1	11.0	0	4-0	0	1	3	12	12.0
Marion, S	4-4	125:52	23-54	0.426	1-6	0.167	0-0	0.000	17	13	307.5	6	4-0	5	6	1	47	11.8
Mahmimi, I	4-1	92:44	16-26	0.615	0-0	0.000	6-7	0.857	11	14	256.3	2	17-1	5	4	1	38	9.5
West, D	3-2	55:12	9-21	0.429	2-5	0.400	4-4	1.000	1	7	82.7	9	2-0	3	5	2	24	8.0
Carter, V	4-2	79:01	9-28	0.321	2-7	0.286	10-13	0.769	1	10	112.8	6	9-0	2	4	2	30	7.5
Odom, L	3-0	61:49	7-24	0.292	0-7	0.000	4-5	0.800	3	6	93.0	4	7-0	1	2	1	18	6.0
Beaubois, R	3-1	55:00	6-22	0.273	2-5	0.400	4-4	1.000	0	5	51.7	5	8-0	6	3	2	18	6.0
Haywood, B	3-3	49:31	7-14	0.500	0-0	0.000	0-1	0.000	5	8	134.3	0	9-0	1	1	3	14	4.7
Kidd, J	3-3	97:49	3-8	0.375	3-7	0.429	0-0	0.000	0	13	134.3	17	3-0	8	8	0	9	3.0
Yi, J	2-0	21:22	1-4	0.250	0-0	0.000	1-2	0.500	0	5	52.5	1	1-0	0	2	4	3	1.5
Williams, S	2-0	07:25	1-2	0.500	0-0	0.000	0-0	0.000	3	0	31.5	0	3-0	0	0	0	2	1.0
Cardinal, B	1-0	01:39	0-2	0.000	0-2	0.000	0-0	0.000	0	0	0.0	0	0-0	1	0	0	0	0.0
Jones, D	1-0	01:00	0-0	0.000	0-0	0.000	0-0	0.000	0	0	0.0	0	0-0	0	0	0	0	0.0
MAVERICKS	4-20	960:00	143-338	0.423	27-82	0.329	66-76	0.868	44	115185/46.3	81	88-1	42	54	20	379	94.8	
THUNDER	4-20	960:00	130-297	0.438	24-80	0.300	97-124	0.782	47	132214/53.5	61	72-0	29	71	33	381	95.3	



# DENVER NUGGETS

PEPSI CENTER  
1000 Chopper Circle  
Denver, CO 80204 • 303-405-1100

George Karl  
Head Coach



## DIRECTORY

**Owner:** E. Stanley Kroenke  
**Executive Vice President of Basketball Operations:** Masai Ujiri  
**Head Coach:** George Karl  
**Assistant Coaches:** Melvin Hunt, Chad Iske, John Welch, Ryan Bowen, Patrick Mutombo  
**Athletic Trainer/Traveling Secretary:** Jim Gillen  
**Director of Media Relations:** Tim Gelt  
**Media Relations Manager:** Nick O'Hayre  
**Communications Specialist:** Aaron Lopez

## 2012-13 VS. NUGGETS (ALL TIMES CENTRAL)

1/16/13	Wednesday	at Oklahoma City	7:00 p.m.
1/20/13	Sunday	at Oklahoma City	7:00 p.m.
3/1/13	Friday	at Denver	9:30 p.m.
3/19/13	Tuesday	at Oklahoma City	7:00 p.m.

## 2011-12 VS. NUGGETS

Date	Site	W/L	Score
2/19/12	OKC	W	124-118 (OT)
3/15/12	Denver	W	103-90
4/25/12	OKC	L	101-106

## GENERAL INFORMATION

**Home Court:** Pepsi Center (19,155)  
**Radio:** KCKK (1550 AM/93.7 FM), KRWZ (950 AM/103.1 FM)  
Jason Kosmicki  
**Television:** Altitude Sports & Entertainment  
Chris Marlowe, Scott Hastings, Maya Starks  
**Team Colors:** Blue, Gold

## LARGEST WINNING MARGIN

OKC:	47	1/15/91	at Seattle	146-99
Denver:	54	3/16/08	at Denver	116-168

## CURRENT STREAKS VS. NUGGETS

SITE	LAST WIN	SCORE	LAST LOSS	SCORE	STREAK
At Home	2/19/12	124-118 (OT)	4/25/12	101-106	Lost 1
At Denver	3/15/12	103-90	1/19/11	107-112	Won 2
Overall	3/15/12	103-90	4/25/12	101-106	Lost 1

## 2011-2012 SEASON SERIES (2-1) OKLAHOMA CITY THUNDER VS. DENVER

PLAYER	G-GS	MIN	FG-FGA	PCT	3FG-FGA	PCT	FT-FTA	PCT	OFF	DEF	TOT	AST	PF-DQ	STL	TO	BLK	PTS	AVG
Durant, K	3-3	120:29	39-66	0.591	11-19	0.579	18-21	0.857	2	19	217.0	9	10-0	6	11	1	107	35.7
Westbrook, R	3-3	113:21	33-66	0.500	6-12	0.500	21-23	0.913	3	13	165.3	23	8-0	5	11	5	93	31.0
Harden, J	2-0	73:27	8-23	0.348	5-13	0.385	7-8	0.875	0	6	63.0	10	6-0	2	5	1	28	14.0
Ibaka, S	3-3	92:30	15-23	0.652	0-1	0.000	4-8	0.500	12	11	237.7	0	13-0	1	3	18	34	11.3
Fisher, D	1-0	26:31	4-9	0.444	1-4	0.250	0-0	0.000	0	4	44.0	1	3-0	0	2	0	9	9.0
Cook, D	3-1	65:16	8-21	0.381	6-17	0.353	0-0	0.000	0	5	51.7	2	4-0	1	0	1	22	7.3
Collison, N	3-0	67:18	3-11	0.273	0-0	0.000	5-5	1.000	6	5	113.7	4	5-0	0	2	1	11	3.7
Perkins, K	3-3	60:51	4-8	0.500	0-0	0.000	0-2	0.000	5	11	165.3	3	9-0	0	7	4	8	2.7
Mohammed, N	3-0	33:03	4-6	0.667	0-0	0.000	0-0	0.000	5	2	72.3	0	3-0	1	1	3	8	2.7
Jackson, R	2-0	30:36	2-7	0.286	1-3	0.333	0-0	0.000	3	2	52.5	4	0-0	2	1	0	5	2.5
Sefolosha, T	2-2	41:21	1-6	0.167	1-4	0.250	0-0	0.000	0	5	52.5	4	3-0	2	2	0	3	1.5
Ivey, R	3-0	14:17	0-6	0.000	0-4	0.000	0-0	0.000	0	1	10.3	0	4-0	1	0	0	0	0.0
Hayward, L	2-0	05:05	0-0	0.000	0-0	0.000	0-0	0.000	0	0	0.0	0	0-0	0	0	0	0	0.0
Aldrich, C	1-0	00:55	0-0	0.000	0-0	0.000	0-0	0.000	0	0	0.0	0	0-0	0	0	0	0	0.0
Reid, R	0-0	00:00	0-0	0.000	0-0	0.000	0-0	0.000	0	0	0.0	0	0-0	0	0	0	0	0.0
THUNDER	3-15	745:00	121-252	0.480	31-77	0.403	55-67	0.821	36	84143/47.7	60	68-0	21	45	34	328	109.3	
NUGGETS	3-15	745:00	123-269	0.457	19-67	0.284	49-73	0.671	45	91170/56.7	68	61-0	21	43	12	314	104.7	

## 2011-2012 SEASON SERIES (1-2) DENVER NUGGETS VS. OKLAHOMA CITY

PLAYER	G-GS	MIN	FG-FGA	PCT	3FG-FGA	PCT	FT-FTA	PCT	OFF	DEF	TOT	AST	PF-DQ	STL	TO	BLK	PTS</
--------	------	-----	--------	-----	---------	-----	--------	-----	-----	-----	-----	-----	-------	-----	----	-----	-------





# DETROIT PISTONS

THE PALACE OF AUBURN HILLS  
6 Championship Dr.  
Auburn Hills, MI 48326 • 248-377-0100

Lawrence Frank  
Head Coach



## DIRECTORY

**Principal Owner:** Tom Gores  
**President, Basketball Operations:** Joe Dumars  
**Head Coach:** Frank Lawrence  
**Assistant Coaches:** Brian Hill, John Loyer, Roy Rogers, Dee Brown, Charles Klask, Bill Pope  
**Athletic Trainer:** Mike Abdenour  
**Vice President, Public Relations:** Kevin Grigg  
**Director, Public Relations:** Cletus Lewis  
**Public Relations Coordinator:** Michelle Fikany

## 2012-13 VS. PISTONS (ALL TIMES CENTRAL)

11/9/12	Friday	at Oklahoma City	7:00 p.m.
11/12/12	Monday	at Detroit	6:30 p.m.

## 2011-12 VS. PISTONS

Date	Site	W/L	Score
1/23/12	OKC	W	99-79

## THUNDER VS. PISTONS ALL-TIME

YEAR	TOTAL	YEAR	TOTAL
1967-68	1-6	1990-91	1-1
1968-69	2-4	1991-92	1-1
1969-70	3-3	1992-93	2-0
1970-71	1-3	1993-94	1-1
1971-72	4-0	1994-95	2-0
1972-73	4-2	1995-96	1-1
1973-74	1-5	1996-97	1-1
1974-75	2-2	1997-98	2-0
1975-76	2-3	1998-99	0-1
1976-77	3-1	1999-00	0-2
1977-78	3-1	2000-01	0-2
1978-79	3-0	2001-02	1-1
1979-80	2-0	2002-03	1-1
1980-81	2-0	2003-04	1-1
1981-82	1-1	2004-05	1-1
1982-83	2-0	2005-06	0-2
1983-84	1-1	2006-07	0-2
1984-85	1-1	2007-08	0-2
1985-86	0-2	2008-09	1-1
1986-87	0-2	2009-10	2-0
1987-88	1-1	2010-11	2-0
1988-89	0-2	2011-12	1-0
1989-90	1-1	<b>Totals</b>	<b>61-62</b>

## GENERAL INFORMATION

**Home Court:** The Palace of Auburn Hills (22,076)  
**Radio:** WXYT (97.1 FM The Ticket)  
**George Blaha, Mark Champion, Rick Mahorn**  
**Television:** FS Detroit  
**George Blaha, Greg Kelser**  
**Team Colors:** Red, White, Blue

## LARGEST WINNING MARGIN

OKC:	40	3/12/95	at Detroit	134-94
Detroit:	31	10/26/70	at Detroit	111-142

## CURRENT STREAKS VS. PISTONS

SITE	LAST WIN	SCORE	LAST LOSS	SCORE	STREAK
At Home	1/23/12	99-79	11/11/07	103-107	Won 4
At Detroit	10/29/10	105-104	12/26/08	88-90	Won 2
Overall	1/23/12	99-79	12/26/08	88-90	Won 6

## 2011-2012 SEASON SERIES (1-0) OKLAHOMA CITY THUNDER VS. DETROIT

PLAYER	G-GS	MIN	FG-FGA	PCT	3FG-FGA	PCT	FT-FTA	PCT	OFF	DEF	TOT	AST	PF-DQ	STL	TO	BLK	PTS	AVG
Westbrook, R	1-1	29:35	11-17	0.647	0-2	0.000	2-2	1.000	3	2	5/5	0	6	0-0	0	2	24	24.0
Harden, J	1-0	25:17	8-11	0.727	5-6	0.833	3-3	1.000	0	5	5/5	0	4	0-0	0	1	24	24.0
Durant, K	1-1	29:22	9-13	0.692	0-2	0.000	2-3	0.667	1	4	5/5	0	2	0-0	2	4	20	20.0
Cook, D	1-0	18:56	3-5	0.600	2-4	0.500	0-0	0.000	0	3	3/3	0	0	2-0	0	1	8	8.0
Ibaka, S	1-1	26:03	3-10	0.300	0-0	0.000	0-0	0.000	3	7	10/10	0	2	2-0	0	1	6	6.0
Aldrich, C	1-0	09:55	2-4	0.500	0-0	0.000	0-0	0.000	1	5	6/6	0	1	1-0	2	0	4	4.0
Jackson, R	1-0	18:25	1-4	0.250	0-0	0.000	1-2	0.500	0	1	1/1	0	2	3-0	0	3	3.0	3.0
Mohammed, N	1-0	15:29	1-3	0.333	0-0	0.000	1-2	0.500	1	4	5/5	0	1	2-0	0	1	3	3.0
Hayward, L	1-0	06:35	1-2	0.500	0-1	0.000	1-2	0.500	0	2	2/2	0	1	0-0	1	0	3	3.0
Sefolosha, T	1-1	18:46	1-4	0.250	0-1	0.000	0-0	0.000	0	3	3/3	0	2	2-0	0	2	2	2.0
Collison, N	1-0	09:11	1-1	1.000	0-0	0.000	0-0	0.000	0	1	1/1	0	0	2-0	0	2	2	2.0
Perkins, K	1-1	24:44	0-2	0.000	0-0	0.000	0-0	0.000	0	4	4/4	0	0	2-0	0	1	0	0.0
Ivey, R	1-0	07:42	0-1	0.000	0-0	0.000	0-0	0.000	0	1	1/1	0	1	1-0	0	2	0	0.0
THUNDER	1-5	240:00	41-77	0.532	7-16	0.438	10-14	0.714	9	42	57/57	21	22	4	19	10	99	99.0
PISTONS	1-5	240:00	28-82	0.341	4-14	0.286	19-27	0.704	11	27	45/45	14	11	10	10	1	79	79.0

## 2011-2012 SEASON SERIES (0-1) DETROIT PISTONS VS. OKLAHOMA CITY THUNDER

PLAYER	G-GS	MIN	FG-FGA	PCT	3FG-FGA	PCT	FT-FTA	PCT	OFF	DEF	TOT	AST	PF-DQ	STL	TO	BLK	PTS	AVG
Knights, B	1-1	32:56	9-9	0.556	1-4	0.250	2-5	0.400	0	3	3/3	0	2	2-0	1	2	13	13.0
Monroe, G	1-1	27:13	3-14	0.214	0-0	0.000	6-6	1.000	5	2	7/7	0	2	1-0	2	1	12	12.0
Stuckey, R	1-1	23:01	5-11	0.455	0-2	0.000	2-3	0.667	0	3	3/3	0	0	3-0	0	1	12	12.0
Jerebko, J	1-0	23:39	4-9	0.444	1-2	0.500	2-2	1.000	1	4	5/5	0	0	1-0	2	2	11	11.0
Prince, T	1-1	31:37	3-9	0.333	1-2	0.500	2-2	1.000	1	1	2/2	0	3	0-0	1	1	9	9.0
Daye, A	1-0	19:46	3-10	0.300	1-3	0.333	2-2	1.000	1	6	7/7	0	2	1-0	0	0	9	9.0
Wilkins, D	1-0	25:52	2-5	0.400	0-0	0.000	1-3	0.333	0	3	3/3	0	0	1-0	0	0	5	5.0
Macklin, V	1-0	08:37	2-6	0.333	0-0	0.000	0-0	0.000	2	2	4/4	0	0	0-0	0	0	4	4.0
Russell, W	1-0	16:46	0-5	0.000	0-1	0.000	2-2	1.000	0	1	1/1	0	3	1-0	1	0	2	2.0
Maxiell, J	1-0	12:10	1-2	0.500	0-0	0.000	0-2	0.000	1	0	1/1	0	0	1-0	0	2	2	2.0
Wallace, B	1-1	18:23	0-2	0.000	0-0	0.000	0-0	0.000	0	2	2/2	0	0	0-0	2	0	0	0.0
Bynum, W	0-0	00:00	0-0	0.000	0-0	0.000	0-0	0.000	0	0	0/0	0	0	0-0	0	0	0	0.0
Gordon, B	0-0	00:00	0-0	0.000	0-0	0.000	0-0	0.000	0	0	0/0	0	0	0-0	0	0	0	0.0
PISTONS	1-5	240:00	28-82	0.341	4-14	0.286	19-27	0.704	11	27	45/45	14	11	10	10	1	79	79.0
THUNDER	1-5	240:00	41-77	0.532	7-16	0.438	10-14	0.714	9	42	57/57	21	22	4	19	10	99	99.0



# GOLDEN STATE WARRIORS

1011 Broadway  
Oakland, CA 94607 • 510-986-2200

Mark Jackson  
Head Coach



## DIRECTORY

**Co-Executive Chairman, CEO & Governor:** Joe Jacob  
**Co-Executive Chairman & Alternate Governor:** Peter Guber  
**General Manager:** Bob Myers  
**Head Coach:** Mark Jackson  
**Assistant Coaches:** Michael Malone, Pete Myers, Jerry DeGregorio, Darren Erman, Kris Weems  
**Head Athletic Trainer:** Chad Bergman  
**Vice President, Communications:** Raymond Ridder  
**Executive Director, Public Relations:** Dan Martinez  
**Assistant, Public Relations:** Brett Winkler  
**Assistant, Public Relations:** Ryan Donough

## 2012-13 VS. WARRIORS (ALL TIMES CENTRAL)

11/18/12	Sunday	at Oklahoma City	6:00 p.m.
1/23/13	Wednesday	at Golden State	9:30 p.m.
2/6/13	Wednesday	at Oklahoma City	7:00 p.m.
4/11/13	Thursday	at Golden State	9:30 p.m.

## 2011-12 VS. WARRIORS

Date	Site	W/L	Score
1/27/12	Golden State	W	120-109
2/7/12	Golden State	W	119-116
2/17/12	OKC	W	110-87

## THUNDER VS. WARRIORS ALL-TIME

YEAR	TOTAL	YEAR	TOTAL
1967-68	1-7	1991-92	2-3
1968-69	3-4	1992-93	4-1
1969-70	4-3	1993-94	4-1
1970-71	3-3	1994-95	4-1
1971-72	2-4	1995-96	4-0
1972-73	3-4	1996-97	4-0
1973-74	3-3	1997-98	3-1
1974-75	3-4	1998-99	2-1
1975-76	3-4	1999-00	4-0
1976-77	3-1	2000-01	4-0
1977-78	2-2	2001-02	4-0
1978-79	1-3	2002-03	2-2
1979-80	6-0	2003-04	1-3
1980-81	3-3	2004-05	2-2
1981-82	5-1	2005-06	1-2
1982-83	3-3	2006-07	1-3
1983-84	2-4	2007-08	1-2
1984-85	3-3	2008-09	2-2
1985-86	4-2	2009-10	3-1
1986-87	4-2	2010-11	2-1
1987-88	5-1	2011-12	3-0
1988-89	4-2	<b>Totals</b>	<b>129-96</b>
1989-90	3-2	vs. San Fran.	11-17
1990-91	1-3	vs. G.S.	118-79

## GENERAL INFORMATION

**Home Court:** ORACLE Arena (19,596)  
**Radio:** KNBR (680/1050 AM)  
**Tim Royce**  
**Television:** Comcast SportsNet Bay Area  
**Bob Fitzgerald, Jim Barnett**  
**Team Colors:** Warriors Royal Blue, California Golden Yellow

## LARGEST WINNING MARGIN

OKC:	45	2/14/71	at Seattle	146-101
Golden State:	36	3/15/75	at Golden State	84-120

## CURRENT STREAKS VS. WARRIORS

SITE	LAST WIN	SCORE	LAST LOSS	SCORE	STREAK
At Home	2/17/12	120-109	12/8/08	102-112	Won 6
At Golden State	2/7/12	119-116	2/13/11	94-100	Won 2
Overall	2/17/12	120-109	2/13/11	94-100	Won 4

## 2011-2012 SEASON SERIES (3-0) OKLAHOMA CITY THUNDER VS. GOLDEN STATE

PLAYER	G-GS	MIN	FG-FGA	PCT	3FG-FGA	PCT	FT-FTA	PCT	OFF	DEF	TOT	AST	PF-DQ	STL	TO	BLK	PTS	AVG		
Durant, K	3-3	117:38	34-65	0.523	7-14	0.500	18-19	0.947	2	32	34/113	16	4	0	1	14	1	93	31.0	
Westbrook, R	3-3	113:21	29-53	0.547	2-9	0.222	17-19	0.895	4	6	10/33	21	7	0	12	19	1	77	25.7	
Harden, J	3-0	101:15	19-36	0.528	8-19	0.421	17-17	1.000	1	8	9/30	11	6	1	4	6	61	21.0		
Ibaka, S	3-3	86:30	15-28	0.536	0-0	0.000	6-6	1.000	12	12	24/80	1	9	0	1	4	2	36	12.0	
Ivey, R	1-0	20:33	3-7	0.429	3-7	0.429	0-0	0.000	0	2	2/2	0	1	0	1	3	0	9	9.0	
Cook, D	3-2	52:22	6-14	0.429	5-11	0.455	1-3	0.333	0	6	6/20	3	7	0	0	1	1	18	6.0	
Mohammed, N	3-1	33:15	7-11	0.636	0-0	0.000	0-0	0.000	4	6	10/33	1	3	0	1	1	3	14	4.7	
Collison, N	3-0	70:12	5-9	0.556	0-0	0.000	2-5	0.400	10	11	21/70	6	10	1	2	1	12	4.0		
Sefolosha, T	1-1	11:23	1-3	0.333	0-1	0.000	2-2	1.000	0	1	1/1	0	1	1-0	0	0	0	0	0	
Reid, R	1-0	06:38	2-2	1.000	0-0	0.000	0-0	0.000	0	0	0/0	0	1	0	0	0	4	4	4.0	
Jackson, R	3-0	37:29	3-10	0.300	0-5	0.000	5-6	0.833	1	2	3/10	1	0	1	0	3	2	0	11	3.7
Perkins, K	2-2	41:45	1-4	0.250	0-0	0.000	2-2	1.000	1	6	7/35	2	5	0	0	0	6	1	4	2.0
Aldrich, C	1-0	21:18	0-2	0.000	0-0	0.000	2-2	1.000	3	3	3/3	1	3	0	1	0	1	2	2.0	
Hayward, K	1-0	06:22	0-2	0.000	0-0	0.000	0-1	0.000	0	1	0/1	1	1	0	0	0	0	0	0	0
THUNDER	3-15	720:00	125-246	0.508	25-67	0.373	74-85	0.871	35	95/155	61.7	71	58	28	56	11	349	116.3		
WARRIORS	3-15	720:00	116-256	0.453	28-72	0.389	52-63	0.825	39	74/128	42.7	76	75	29	53	19	312	104.0		





# HOUSTON ROCKETS

TOYOTA CENTER  
1510 Polk Street  
Houston, TX 77002 • 713-758-7200

Kevin McHale  
Head Coach



## DIRECTORY

**Owner:** Leslie Alexander  
**General Manager & Managing Director Basketball Operations:** Daryl Morey  
**Head Coach:** Kevin McHale  
**Assistant Coaches:** Kelvin Sampson, John-Blair Bickerstaff, Chris Finch, Dean Cooper  
**Senior Vice President of Basketball Operations/Head Athletic Trainer:** Keith Jones  
**Director of Media Relations:** Nelson Luis  
**Sr. Manager of Media & Player Relations:** Tracey Hughes  
**Sr. Manager of Media Services:** Bob Schranz

## 2012-13 VS. ROCKETS (ALL TIMES CENTRAL)

11/28/12	Wednesday	at Oklahoma City	7:00 p.m.
12/29/12	Saturday	at Houston	7:00 p.m.
2/20/13	Wednesday	at Houston	7:00 p.m.

## 2011-12 VS. ROCKETS

Date	Site	W/L	Score
1/6/12	OKC	W	109-94
1/7/12	Houston	W	98-95
2/15/12	Houston	L	95-96
3/13/12	OKC	L	103-104

## THUNDER VS. ROCKETS ALL-TIME

YEAR	TOTAL	YEAR	TOTAL
1967-68	5-3	1991-92	3-1
1968-69	3-3	1992-93	3-1
1969-70	2-4	1993-94	2-2
1970-71	1-5	1994-95	4-0
1971-72	3-3	1995-96	4-0
1972-73	2-2	1996-97	1-3
1973-74	3-1	1997-98	3-1
1974-75	3-1	1998-99	1-2
1975-76	2-2	1999-00	3-1
1976-77	1-3	2000-01	2-2
1977-78	4-0	2001-02	2-2
1978-79	2-2	2002-03	2-2
1979-80	1-1	2003-04	3-1
1980-81	1-4	2004-05	1-3
1981-82	3-2	2005-06	1-3
1982-83	4-1	2006-07	0-3
1983-84	2-3	2007-08	0-4
1984-85	2-3	2008-09	0-3
1985-86	2-3	2009-10	1-3
1986-87	4-1	2010-11	3-1
1987-88	2-3	2011-12	2-2
1988-89	2-2	<b>Totals</b>	<b>99-90</b>
1989-90	2-2	vs. San Diego	11-17
1990-91	2-2	vs. Houston	88-73

## GENERAL INFORMATION

**Home Court:** Toyota Center (18,023)  
**Radio:** SportsTalk 790 (KBME 790 AM)  
**Craig Ackerman, Joel Blank**  
**Spanish Radio:** KEYH 850 AM  
**Adrian Chavarria**  
**Television:** FOX SportsComcast SportsNet Houston  
**Bill Worrell, Matt Bullard, Clyde Drexler**  
**Team Colors:** Red, White, Silver

## LARGEST WINNING MARGIN

OKC:	56	12/6/86	at Houston	136-80
Houston:	40	4/13/97	at Houston	73-113

## CURRENT STREAKS VS. ROCKETS

SITE	LAST WIN	SCORE	LAST LOSS	SCORE	STREAK
At Home	1/6/12	109-94	3/13/12	103-104	Lost 1
At Houston	1/7/12	98-95	2/15/12	95-96	Lost 1
Overall	1/7/12	98-95	3/13/12	103-104	Lost 2

## 2011-2012 SEASON SERIES (2-2) OKLAHOMA CITY VS. HOUSTON

PLAYER	G-GS	MIN	FG-FGA	PCT	3FG-FGA	PCT	FT-FTA	PCT	OFF	DEF	TOT	AST	PF-DQ	STL	TO	BLK	PTS	AVG
Durant, K	4-4	139:13	40-85	0.471	8-24	0.333	28-30	0.867	4	29	338/3	10	7-0	4	14	2	114	28.5
Westbrook, R	4-4	139:58	34-75	0.453	2-11	0.182	15-18	0.833	5	14	194/8	19	9-0	2	14	0	85	21.3
Harden, J	4-0	121:02	23-48	0.479	10-23	0.435	16-18	0.889	0	12	123/0	17	10-0	3	12	0	72	18.0
Ibaka, S	4-4	89:22	12-24	0.500	1-1	1.000	6-6	1.000	13	15	287/0	5	4-0	3	3	11	31	7.8
Mohammed, N	4-0	71:31	14-28	0.500	0-0	0.000	3-4	0.750	10	13	235/8	2	7-0	1	0	2	31	7.8
Collison, N	4-0	103:56	11-17	0.647	0-0	0.000	3-8	0.375	11	10	215/3	6	8-0	3	4	1	25	6.3
Jackson, R	3-0	24:33	3-8	0.375	3-4	0.750	2-2	1.000	0	0	0/0	5	0-0	1	2	0	11	3.7
Perkins, K	4-4	113:02	7-15	0.467	0-0	0.000	0-0	0.000	8	14	225/5	7	11-0	2	9	2	14	3.5
Cook, D	4-2	63:00	4-15	0.267	2-10	0.200	0-0	0.000	1	6	71/8	1	3-0	1	2	0	10	2.5
Maynor, E	2-0	27:30	2-7	0.286	1-4	0.250	0-0	0.000	0	3	3/1	3	4-0	1	1	0	5	2.5
Ivey, R	2-0	26:30	2-3	0.667	1-2	0.500	0-0	0.000	0	2	21/0	0	3-0	0	0	0	5	2.5
Sefolosha, T	2-2	37:12	1-6	0.167	0-2	0.000	0-1	0.000	0	5	5/2	2	4-0	0	1	0	2	1.0
Aldrich, C	1-0	01:36	0-0	0.000	0-0	0.000	0-0	0.000	0	0	0/0	0	0-0	0	0	0	0	0.0
Hayward, L	1-0	01:36	0-1	0.000	0-0	0.000	0-0	0.000	0	0	0/0	0	0-0	0	0	0	0	0.0
Reid, R	0-0	00:00	0-0	0.000	0-0	0.000	0-0	0.000	0	0	0/0	0	0-0	0	0	0	0	0.0
THUNDER	4-20	960:00	153-332	0.461	28-81	0.346	71-87	0.816	52	123216/54.0	77	70-0	21	65	18	405	101.3	
ROCKETS	4-20	960:00	152-341	0.446	26-69	0.377	59-74	0.797	47	112183/45.8	87	79-0	33	50	20	389	97.3	

## 2011-2012 SEASON SERIES (2-2) HOUSTON ROCKETS VS. OKLAHOMA CITY

PLAYER	G-GS	MIN	FG-FGA	PCT	3FG-FGA	PCT	FT-FTA	PCT	OFF	DEF	TOT	AST	PF-DQ	STL	TO	BLK	PTS	AVG
Martin, K	3-3	104:01	18-38	0.474	6-13	0.462	19-19	1.000	1	9	103/3	9	7-0	2	5	0	61	20.3
Scout, L	4-4	130:24	30-75	0.400	0-0	0.000	11-13	0.846	8	10	184/4	6	12-0	1	7	1	71	17.8
Lee, C	2-1	54:24	8-14	0.571	4-8	0.500	3-3	1.000	0	4	42/0	4	5-0	4	2	1	23	11.5
Dragic, G	4-3	124:54	16-35	0.457	5-15	0.333	8-12	0.667	2	12	143/5	26	5-0	5	9	0	45	11.3
Lowry, K	1-1	35:19	5-12	0.417	1-5	0.200	0-0	0.000	1	3	44/0	9	3-0	2	2	0	11	11.0
Parsons, C	4-3	121:13	19-40	0.475	4-13	0.308	1-4	0.250	8	18	26/6.5	11	11-0	7	6	2	43	10.8
Patterson, P	4-0	91:03	18-40	0.450	0-0	0.000	2-2	1.000	6	12	184/4	3	5-0	1	1	4	38	9.5
Williams, T	2-0	34:30	6-12	0.500	2-3	0.667	2-4	0.500	1	4	5/2.5	0	4-0	0	1	1	16	8.0
Adrien, J	1-0	08:46	3-4	0.750	0-0	0.000	1-2	0.500	2	3	5/5.0	0	0-0	0	0	0	7	7.0
Budinger, C	1-1	62:02	11-26	0.423	4-10	0.400	1-3	0.333	1	10	112/8	3	5-0	3	6	0	27	6.8
Hill, J	3-1	47:31	7-11	0.636	0-0	0.000	4-4	1.000	4	5	93/0	2	6-0	1	4	3	18	6.0
Dalembert, S	4-3	97:57	7-22	0.318	0-0	0.000	4-4	1.000	12	18	30/7.5	2	9-0	6	3	8	18	4.5
Flynn, J	3-0	40:40	4-12	0.333	0-2	0.000	3-4	0.750	1	4	5/1.7	12	6-0	1	1	0	11	3.7
Morris, M	0-0	00:00	0-0	0.000	0-0	0.000	0-0	0.000	0	0	0/0	0	0-0	0	0	0	0	0.0
Thabeet, H	0-0	00:00	0-0	0.000	0-0	0.000	0-0	0.000	0	0	0/0	0	0-0	0	0	0	0	0.0
Smith, G	0-0	00:00	0-0	0.000	0-0	0.000	0-0	0.000	0	0	0/0	0	0-0	0	0	0	0	0.0
ROCKETS	4-20	960:00	152-341	0.446	26-69	0.377	59-74	0.797	47	112183/45.8	87	79-0	33	50	20	389	97.3	
THUNDER	4-20	960:00	153-332	0.461	28-81	0.346	71-87	0.816	52	123216/54.0	77	70-0	21	65	18	405	101.3	



# INDIANA PACERS

BANKERS LIFE FIELDHOUSE  
125 S. Pennsylvania St.  
Indianapolis, IN 46204 • 317-917-2500

Frank Vogel  
Head Coach



## DIRECTORY

**Owner, Chairman & CEO:** Herbert Simon  
**President of Basketball Operations:** Donnie Walsh  
**Head Coach:** Frank Vogel  
**Associate Head Coach:** Brian Shaw  
**Assistant Coaches:** Jim Boylan, Dan Burke  
**Head Athletic Trainer/Team Administrator:** Josh Corbelle  
**Director/Indiana Pacers Media Relations:** David Benner  
**Senior Public Information Manager:** Krissy Myers  
**Public Information Assistant:** Tim Edwards

## 2012-13 VS. PACERS (ALL TIMES CENTRAL)

12/9/12	Sunday	at Oklahoma City	6:00 p.m.
4/5/13	Friday	at Indiana	7:00 p.m.

## 2011-12 VS. PACERS

Date	Site	W/L	Score
4/6/12	Indiana	W	98-103

## GENERAL INFORMATION

**Home Court:** Bankers Life Fieldhouse (18,165)  
**Radio:** 1070 The Fan  
**Mark Boyle, Bob Leonard, Kevin Lee**  
**Television:** FSN Indiana  
**Quinn Buckner, Chris Denari, Austin Croshere, Brooke Olzendamp**  
**Team Colors:** Navy Blue, Gold

## LARGEST WINNING MARGIN

OKC:	20	1/10/79	at Seattle	118-98
	20	12/13/82	at Seattle	106-86
Indiana:	30	10/26/77	at Indiana	120-90

## CURRENT STREAKS VS. PACERS

SITE	LAST WIN	SCORE	LAST LOSS	SCORE	STREAK
At Home	3/2/11	113-89	4/5/09	99-117	Won 2
At Indiana	11/26/10	110-106 (OT)	4/6/12	98-103	Lost 1
Overall	3/2/11	113-89	4/6/12	98-103	Lost 1

## 2011-2012 SEASON SERIES (0-1) OKLAHOMA CITY THUNDER VS. INDIANA

PLAYER	G-GS	MIN	FG-FGA	PCT	3FG-FGA	PCT	FT-FTA	PCT	OFF	DEF	TOT	AST	PF-DQ	STL	TO	BLK	PTS	AVG
Durant, K	1-1	43:42	15-24	0.625	3-8	0.375	11-13	0.846	1	5	6/6.0	3	0-0	1	3	2	44	44.0
Westbrook, R	1-1	40:45	7-23	0.304	2-8	0.250	5-8	0.625	3	8	11/11.0	9	3-0	1	3	0	21	21.0
Harden, J	1-0	35:01	1-5	0.200	1-3	0.333	7-8	0.875	0	1	1/1.0	4	3-0	0	5	0	10	10.0
Collison, N	1-0	19:36	4-6	0.667	0-0	0.000	0-1	0.000	3	5	8/8.0	1	3-0	0	1	0	8	8.0
Perkins, K	1-1	29:21	3-6	0.500	0-0	0.000	0-0	0.000	3	4	7/7.0	1	2-0	2	1	0	6	6.0
Ibaka, S	1-1	19:59	3-7	0.429	0-0	0.000	0-0	0.000	1	1	2/2.0	0	2-0	0	1	7	6.0	
Sefolosha, T	1-1	13:18	1-1	1.000	0-0	0.000	1-1	1.000	0	2	2/2.0	1	4-0	0	2	0	3	3.0
Fisher, D	1-0	26:32	0-3	0.000	0-2	0.000	0-0	0.000	0	2	2/2.0	1	5-0	0	1	0	0	0.0
Mohammed, N	1-0	07:27	0-1	0.000	0-0	0.000	0-0	0.000	0	0	0/0.0	0	2-0	0	0	1	0</	





# LOS ANGELES CLIPPERS

LOS ANGELES CLIPPERS TRAINING CENTER

6951 S. Centinela Ave.  
Playa Vista, CA 90094 • (310) 862-6000

Vinny Del Negro  
Head Coach



## DIRECTORY

Chairman of the Board, Owner and NBA Governor:

Donald T. Sterling

Vice President of Basketball Operations: Gary Sacks

Head Coach: Vinny Del Negro

Assistant Coaches: Marc Iavaroni, Bob Ociepka,

Robert Pack

Head Athletic Trainer: Jasen Powell

Vice President, Communications: Joe Safety

Director, Communications: Rob Raichlen

Assistant Director, Communications: Seth Burton

Assistant Director, Media Services: Ta'Nisha Cooper

Media Services Coordinator: Steven Esparza

## 2012-13 VS. CLIPPERS (ALL TIMES CENTRAL)

11/21/12	Wednesday	at Oklahoma City	6:30 p.m.
1/22/13	Tuesday	at Los Angeles	9:30 p.m.
3/3/13	Sunday	at Los Angeles	2:30 p.m.

## 2011-12 VS. CLIPPERS

Date	Site	W/L	Score
1/30/12	L.A.	L	100-112
3/21/12	OKC	W	114-91
4/11/12	OKC	L	98-100
4/16/12	L.A.	L	77-92

## THUNDER VS. CLIPPERS ALL-TIME

YEAR	TOTAL	YEAR	TOTAL
1970-71	3-1	1993-94	4-1
1971-72	4-0	1994-95	5-0
1972-73	2-2	1995-96	4-0
1973-74	2-2	1996-97	3-1
1974-75	1-3	1997-98	4-0
1975-76	2-2	1998-99	3-0
1976-77	1-3	1999-00	3-1
1977-78	3-1	2000-01	4-0
1978-79	2-2	2001-02	3-1
1979-80	3-3	2002-03	3-1
1980-81	1-5	2003-04	4-0
1981-82	5-1	2004-05	1-2
1982-83	6-0	2005-06	1-3
1983-84	4-3	2006-07	2-2
1984-85	3-2	2007-08	1-2
1985-86	3-3	2008-09	1-3
1986-87	4-2	2009-10	2-1
1987-88	5-1	2010-11	2-2
1988-89	4-1	2011-12	1-3
1989-90	2-3	<b>Totals</b>	<b>121-68</b>
1990-91	3-2	vs. Buffalo	18-14
1991-92	3-2	vs. San Diego	20-14
1992-93	4-1	vs. L.A.	83-40

## GENERAL INFORMATION

Home Court: STAPLES Center (19,060)

Radio: KFNB News Talk (980 AM):

Brian Sieman, Ralph Lawler, Michael Smith

Spanish Radio: ESPN Deportes (1330 AM)

Celso Gaspar

Television: Prime Ticket

Ralph Lawler, Michael Smith

Team Colors: Red, White, Blue

## LARGEST WINNING MARGIN

OKC:	50	12/2/88	at Seattle	154-104
L.A. Clippers:	30	11/3/04	at Los Angeles	84-114

## CURRENT STREAKS VS. CLIPPERS

SITE	LAST WIN	SCORE	LAST LOSS	SCORE	STREAK
At Home	3/21/12	114-91	4/11/12	98-100	Lost 1
At L.A.	11/11/09	83-79	4/16/12	77-92	Lost 4
Overall	3/21/12	114-91	4/16/12	77-92	Lost 2

## 2011-2012 SEASON SERIES (1-3) OKLAHOMA CITY THUNDER VS. L.A. CLIPPERS

PLAYER	G-GS	MIN	FG-FGA	PCT	3FG-FGA	PCT	FT-FTA	PCT	OFF	DEF	TOT	AST	PF-DD	STL	TO	BLK	PTS	AVG
Durant, K	4-4	160:37	38-90	0.422	8-24	0.333	30-35	0.857	5	31	36/9.0	11	13-0	6	15	6	114	28.5
Westbrook, R	4-4	141:57	28-76	0.368	3-17	0.176	20-23	0.870	5	9	14/3.5	18	7-0	6	19	1	79	19.8
Harden, J	4-1	132:24	13-36	0.361	9-23	0.391	11-15	0.733	1	17	18/4.5	15	10-0	3	8	1	46	11.5
Ibaka, S	4-4	113:28	19-30	0.633	0-0	0.000	3-9	0.333	16	12	28/7.0	2	9-0	3	8	9	41	10.3
Fisher, D	3-0	50:22	6-16	0.375	4-7	0.571	4-4	1.000	0	3	3/1.0	3	3-0	2	1	1	20	6.7
Cook, D	3-0	40:18	5-12	0.417	5-11	0.455	0-0	0.000	0	4	4/1.3	0	4-0	1	1	0	15	5.0
Perkins, K	4-4	108:28	8-15	0.533	0-0	0.000	6-6	1.000	6	23	29/7.3	6	9-0	1	4	6	19	4.8
Sefolosha, T	3-3	57:39	4-9	0.444	3-6	0.500	2-2	1.000	1	5	6/2.0	4	6-0	3	3	2	13	4.3
Collison, N	4-0	83:04	5-11	0.455	0-0	0.000	3-4	0.750	10	5	15/3.8	4	9-0	0	0	3	13	3.3
Mohammed, N	4-0	33:03	5-7	0.714	0-0	0.000	2-4	0.500	5	4	9/2.3	0	3-0	1	3	2	12	3.0
Rajonick, R	2-0	14:18	2-4	0.500	0-1	0.000	0-0	0.000	1	3	4/2.0	3	1-0	1	2	0	4	2.0
Hayward, L	3-0	11:56	2-3	0.667	2-2	1.000	0-0	0.000	0	0	0/0.0	2	1-0	0	1	0	6	2.0
Ivey, R	1-0	05:25	1-1	0.333	1-1	1.000	0-0	0.000	0	0	0/0.0	0	1-0	0	0	0	3	1.5
Aldrich, C	3-0	07:01	2-2	1.000	0-0	0.000	0-0	0.000	0	0	0/0.0	0	0-0	0	0	1	4	1.3
THUNDER	4-20	960:00	138-304	0.454	35-92	0.380	78-101	0.772	50	116	202/50.5	68	76-0	27	67	31	389	97.3
CLIPPERS	4-20	960:00	148-321	0.461	39-87	0.448	60-79	0.759	43	104	179/44.8	50	82-0	33	54	17	395	98.8

## 2011-2012 SEASON SERIES (3-1) LOS ANGELES CLIPPERS VS. OKLAHOMA CITY THUNDER

PLAYER	G-GS	MIN	FG-FGA	PCT	3FG-FGA	PCT	FT-FTA	PCT	OFF	DEF	TOT	AST	PF-DD	STL	TO	BLK	PTS	AVG
Paul, C	4-4	142:02	31-60	0.517	7-19	0.368	13-14	0.929	4	6	10/2.5	38	5-0	11	8	0	82	20.5
Griffin, B	4-4	139:09	25-57	0.439	0-0	0.000	12-19	0.632	8	29	37/9.3	18	13-0	4	9	7	62	15.5
Young, N	3-1	76:08	13-28	0.464	6-12	0.500	9-10	0.900	1	2	3/1.0	1	10-0	1	3	0	41	13.7
Butler, C	3-3	82:03	16-33	0.485	5-12	0.417	3-4	0.750	1	5	6/2.0	1	7-0	2	4	1	40	13.3
Billups, C	1-1	36:01	4-9	0.444	2-6	0.333	3-3	1.000	0	2	2/2.0	5	0-0	1	0	0	13	3.0
Foye, R	4-3	107:37	17-37	0.459	10-19	0.526	2-2	1.000	1	8	9/2.3	6	5-0	4	8	0	46	11.5
Williams, M	3-0	80:19	12-30	0.400	8-14	0.571	2-2	1.000	1	3	4/1.3	11	8-0	3	1	0	34	11.3
Jordan, D	4-4	112:08	14-23	0.609	0-0	0.000	8-13	0.615	12	21	33/8.3	1	13-0	0	5	4	36	9.0
Martin, K	3-0	70:46	9-19	0.474	0-1	0.000	2-2	1.000	5	9	14/4.7	1	8-0	4	3	3	20	6.7
Leslie, T	1-0	04:17	0-1	0.000	0-0	0.000	2-4	0.500	1	0	1/1.0	0	1-0	1	0	0	2	2.0
Evans, R	4-0	47:40	2-6	0.333	0-0	0.000	3-4	0.750	1	5	2	17/4.3	1	5-0	2	2	7	1.8
Bledsoe, E	4-0	42:47	3-13	0.231	0-3	0.000	1-2	0.500	4	5	9/2.3	7	5-0	0	4	2	7	1.8
Simmons, B	2-0	06:16	1-1	1.000	1-1	1.000	0-0	0.000	0	1	1/0.5	0	1-0	0	1	0	3	1.5
Thompson, T	3-0	07:11	1-3	0.333	0-0	0.000	0-0	0.000	0	1	1/0.3	0	0-0	0	0	0	2	0.7
Gomes, R	1-0	04:17	0-1	0.000	0-0	0.000	0-0	0.000	0	0	0/0.0	0	1-0	0	0	0	0	0.0
Jones, S	1-0	01:19	0-0	0.000	0-0	0.000	0-0	0.000	0	0	0/0.0	0	0-0	0	0	0	0	0.0
Cook, B	0-0	00:00	0-0	0.000	0-0	0.000	0-0	0.000	0	0	0/0.0	0	0-0	0	0	0	0	0.0
CLIPPERS	4-20	960:00	148-321	0.461	39-87	0.448	60-79	0.759	43	104	179/44.8	50	82-0	33	54	17	395	98.8
THUNDER	4-20	960:00	138-304	0.454	35-92	0.380	78-101	0.772	50	116	202/50.5	68	76-0	27	67	31	389	97.3



# LOS ANGELES LAKERS

555 N. Nash St.  
El Segundo, CA 90245 • 310-426-6000

Mike Brown  
Head Coach



## DIRECTORY

Owner, President, Governor and Director:

Dr. Jerry H. Buss

General Manager: Mitch Kupchak

Head Coach: Mike Brown

Assistant Coaches: Bernie Bickerstaff, Steve Clifford,

Eddie Jordan, Darvin Ham, Chuck Person, Phil Handy

Athletic Trainer: Gary Vitti

Vice President, Public Relations: John Black

Senior Manager, Public Relations: Alison Bogli

Senior Manager, Public Relations: Josh Rupprecht

Coordinator, Public Relations: Nick Mazzella

Assistant, Public Relations: Matt Fleer

## 2012-13 VS. LAKERS (ALL TIMES CENTRAL)

12/7/12	Friday	at Oklahoma City	8:30 p.m.
1/11/13	Friday	at Los Angeles	9:30 p.m.
1/27/13	Sunday	at Los Angeles	2:30 p.m.
3/5/13	Tuesday	at Oklahoma City	8:30 p.m.

## 2011-12 VS. LAKERS

Date	Site	W/L	Score
2/23/12	OKC	W	100-85
3/29/12	L.A.	W	102-93
4/22/12	L.A.	L	106-114 (2OT)

## THUNDER VS. LAKERS ALL-TIME

YEAR	TOTAL	YEAR	TOTAL
1967-68	4-4	1990-91	2-3
1968-69	1-5	1991-92	4-1
1969-70	0-6	1992-93	4-1
1970-71	2-4	1993-94	5-0
1971-72	1-5	1994-95	1-4
1972-73	0-6	1995-96	2-2
1973-74	3-4	1996-97	1-3
1974-75	6-2	1997-98	3-1
1975-76	3-3	1998-99	2-2
1976-77	1-3	1999-00	1-3
1977-78	3-1	2000-01	4-0
1978-79	2-2	2001-02	1-3
1979-80	2-4	2002-03	2-2
1980-81	0-6	2003-04	1-3
1981-82	2-4	2004-05	3-1
1982-83	1-5	2005-06	1-2
1983-84	3-3	2006-07	1-3
1984-85	3-3	2007-08	0-4
1985-86	2-4	2008-09	0-3
1986-87	2-4	2009-10	1-3
1987-88	2-4	2010-11	1-2
1988-89	2-4	<b>Totals</b>	<b>85-136</b>
1989-90	0-4		

## GENERAL INFORMATION

Home Court: STAPLES Center (18,997)

Radio: 710 ESPN Radio

John Ireland, Mychal Thompson

Spanish Radio: 1330 ESPN Deportes

Fernando Gonzalez, Pepe Kantilla

Television: FS West and KCAL-TV





# MEMPHIS GRIZZLIES

FEDEXFORUM

191 Beale Street

Memphis, TN 38103 • 901-205-1234

Lionel Hollins  
Head Coach



## DIRECTORY

Majority Owner: Michael Heisley

General Manager/VP of Basketball Operations:

Chris Wallace

Head Coach: Lionel Hollins

Assistant Coaches: David Joergler, Henry Bibby,

Bob Thornton, Barry Hecker

Head Athletic Trainer: Drew Graham

Director of Communications: Jason Wallace

Coordinator of Basketball Communications and

Publications: Ross Wooden

## 2012-13 VS. GRIZZLIES (ALL TIMES CENTRAL)

11/14/12	Wednesday	at Oklahoma City	7:00 p.m.
1/31/13	Thursday	at Oklahoma City	7:00 p.m.
3/20/13	Wednesday	at Memphis	7:00 p.m.

## 2011-12 VS. GRIZZLIES

Date	Site	W/L	Score
12/28/11	Memphis	W	98-95
1/10/12	Memphis	W	100-95
2/3/12	OKC	W	101-94
4/2/12	OKC	L	88-94

## GENERAL INFORMATION

Home Court: FedExForum (18,119)

Radio: WMFS ESPN (92.9 FM/680 AM)

Eric Hasseltine, Hank McDowell, Elliot Perry

Television: FS Tennessee/SportSouth

Pete Pranic, Sean Tuohy, Brevin Knight, Rob Fischer

Team Colors: Memphis Midnight, Beale Street Blue,

Smoke Blue and Grizzlies Gold

## LARGEST WINNING MARGIN

OKC:	40	4/3/98	at Vancouver	138-98
Memphis:	25	3/8/06	at Seattle	74-99
	25	11/8/05	at Memphis	69-94

## CURRENT STREAKS VS. GRIZZLIES

SITE	LAST WIN	SCORE	LAST LOSS	SCORE	STREAK
At Home	2/3/12	101-94	4/2/12	88-94	Lost 1
At Memphis	1/10/12	100-95	3/7/11	101-107	Won 2
Overall	2/3/12	101-94	4/2/12	88-94	Lost 1

## 2011-2012 SEASON SERIES (3-1) OKLAHOMA CITY THUNDER VS. MEMPHIS

PLAYER	G-GS	MIN	FG-FGA	PCT	3FG-FGA	PCT	FT-FTA	PCT	OFF	DEF	TOT	AST	PF-DQ	STL	TO	BLK	PTS	AVG
Durant, K	4-4	168:19	39-81	0.481	5-22	0.227	28-31	0.903	5	32	37/9.3	14	6-0	2	11	6	111	27.8
Westbrook, R	4-4	148:30	23-67	0.343	1-8	0.125	27-33	0.818	7	8	15/3.8	20	8-0	3	16	2	74	18.5
Harden, J	4-0	125:38	20-41	0.488	10-21	0.476	18-22	0.818	1	15	16/4.0	10	10-0	5	3	2	68	17.0
Sefolosha, T	3-3	70:27	8-13	0.615	6-9	0.667	4-5	0.800	3	5	8/2.7	0	7-0	2	3	0	26	8.7
Perkins, K	4-4	112:48	8-16	0.500	0-0	0.000	14-19	0.737	8	21	29/7.3	4	10-0	0	8	5	30	7.5
Ibaka, S	4-4	95:32	13-28	0.464	0-0	0.000	3-7	0.429	7	16	23/5.8	0	11-0	3	6	14	29	7.3
Maynor, E	1-0	18:47	3-10	0.300	1-5	0.200	0-0	0.000	1	1	2/2.0	3	1-0	1	1	0	7	7.0
Cook, D	3-1	64:19	6-15	0.400	5-11	0.455	0-0	0.000	2	12	14/4.7	0	7-0	0	2	3	17	5.7
Collison, N	4-0	75:59	6-6	1.000	0-0	0.000	2-4	0.500	5	8	13/3.3	5	13-0	4	5	1	14	3.5
Rajon, R	2-0	15:54	1-5	0.200	0-1	0.000	2-2	1.000	0	0	0/0.0	1	2-0	2	2	0	4	2.0
Mohammed, N	4-0	43:51	3-10	0.300	0-0	0.000	1-4	0.250	6	6	12/3.0	0	6-0	0	0	0	7	1.8
Fisher, D	1-0	14:32	0-3	0.000	0-1	0.000	0-0	0.000	0	0	0/0.0	0	1-0	0	0	0	0	0.0
Aldrich, C	1-0	07:24	0-0	0.000	0-0	0.000	0-0	0.000	0	1	1/1.0	0	1-0	0	0	1	0	0.0
Hayward, L	0-0	00:00	0-0	0.000	0-0	0.000	0-0	0.000	0	0	0/0.0	0	0-0	0	0	0	0	0.0
Ivey, R	0-0	00:00	0-0	0.000	0-0	0.000	0-0	0.000	0	0	0/0.0	0	0-0	0	0	0	0	0.0
THUNDER	4-20	960:00	130-295	0.441	28-78	0.359	99-127	0.780	45	125/210	52.5	58	83-0	22	61	34	387	96.8
GRIZZLIES	4-20	960:00	144-346	0.416	15-57	0.263	75-97	0.773	58	112/207	51.8	60	84-0	30	50	20	378	94.5

## 2011-2012 SEASON SERIES (1-3) MEMPHIS GRIZZLIES VS. OKLAHOMA CITY THUNDER

PLAYER	G-GS	MIN	FG-FGA	PCT	3FG-FGA	PCT	FT-FTA	PCT	OFF	DEF	TOT	AST	PF-DQ	STL	TO	BLK	PTS	AVG
Gasol, M	4-4	158:04	28-51	0.549	0-0	0.000	17-20	0.850	10	32	42/10.5	6	13-0	2	6	9	73	18.3
Gay, R	4-4	153:35	29-80	0.362	2-12	0.167	10-17	0.588	15	16	31/7.8	6	15-0	3	9	1	70	17.5
Randolph, Z	2-1	66:30	9-29	0.310	1-4	0.250	15-19	0.789	5	10	15/7.5	3	3-0	0	2	1	34	17.0
Mayo, O	4-0	111:35	18-44	0.409	5-15	0.333	13-18	0.722	2	12	14/3.5	8	5-0	4	8	2	54	13.5
Allen, T	4-4	136:37	19-45	0.422	1-4	0.250	10-11	0.909	9	9	18/4.5	4	13-0	3	7	1	49	12.3
Conley, M	3-3	79:56	10-27	0.370	2-7	0.286	4-4	1.000	0	7	7/2.3	15	4-0	6	2	0	26	8.7
Pargo, J	3-1	63:29	10-23	0.435	2-7	0.286	3-4	0.750	2	2	4/1.3	9	6-0	3	3	0	25	8.3
Speights, M	3-3	54:37	11-20	0.550	0-0	0.000	1-1	1.000	4	11	15/5.0	1	7-0	3	3	0	23	7.7
Cunningham, D	3-0	53:56	6-13	0.462	0-0	0.000	0-0	0.000	7	5	12/4.0	3	8-0	3	0	2	12	4.0
Selby, J	1-0	10:24	1-2	0.500	0-0	0.000	1-1	1.000	0	0	0/0.0	2	1-0	0	2	0	3	3.0
Pondexter, Q	4-0	38:50	3-9	0.333	2-5	0.400	1-2	0.500	3	4	7/1.8	2	5-0	1	1	1	9	2.3
Arenas, G	1-0	19:36	0-2	0.000	0-2	0.000	0-0	0.000	0	0	0/0.0	0	2-0	2	0	0	0	0.0
Haddadi, H	1-0	07:30	0-0	0.000	0-0	0.000	0-0	0.000	1	4	5/5.0	0	1-0	0	3	2	0	0.0
Davis, J	1-0	05:21	0-1	0.000	0-1	0.000	0-0	0.000	0	0	0/0.0	0	1-0	0	0	1	0	0.0
Skinner, B	0-0	00:00	0-0	0.000	0-0	0.000	0-0	0.000	0	0	0/0.0	0	0-0	0	0	0	0	0.0
Young, S	0-0	00:00	0-0	0.000	0-0	0.000	0-0	0.000	0	0	0/0.0	0	0-0	0	0	0	0	0.0
GRIZZLIES	4-20	960:00	144-346	0.416	15-57	0.263	75-97	0.773	58	112/207	51.8	60	84-0	30	50	20	378	94.5
THUNDER	4-20	960:00	130-295	0.441	28-78	0.359	99-127	0.780	45	125/210	52.5	58	83-0	22	61	34	387	96.8



# MIAMI HEAT

AMERICAN AIRLINES ARENA

601 Biscayne Blvd.

Miami, FL 33132 • 786-777-4328

Erik Spoelstra  
Head Coach



## DIRECTORY

Managing General Partner: Micky Arison

President: Pat Riley

Head Coach: Erik Spoelstra

Assistant Coaches: Bob McAdoo, Keith Askins,

Ron Rothstein, David Fizdale, Ohad Kammerer

Head Athletic Trainer: Jay Sabol

Vice President, Sports Media Relations: Tim Donovan

Director of Sports Media Relations: Rob Wilson

Assistant Director of Sports Media Relations:

Michael Lissack

Sports Media Relations Manager: Nick Maiorana

## 2012-13 VS. HEAT (ALL TIMES CENTRAL)

12/25/12	Tuesday	at Miami	4:30 p.m.
2/14/13	Thursday	at Oklahoma City	7:00 p.m.

## 2011-12 VS. HEAT

Date	Site	W/L	Score
3/25/12	OKC	W	103-87
4/4/12	Miami	L	93-98

## GENERAL INFORMATION

Home Court: American Airlines Arena (19,600)

Radio: The Ticket (790 AM)

Mike Inglis, John Crotty

Spanish Radio: WQBA (1140 AM)

Jose Paneda, Joe Pujala

Television: Sun Sports

Eric Reid, Tony Fiorentino, Jason Jackson

Team Colors: Red, Yellow, Black, White

## LARGEST WINNING MARGIN

OKC:	32	1/12/96	at Seattle	113-81
Miami:	18	3/2/00	at Miami	83-101

## CURRENT STREAKS VS. HEAT

SITE	LAST WIN	SCORE	LAST LOSS	SCORE	STREAK
At Home	3/25/12	103-87	1/30/11	103-108	Won 1
At Miami	3/16/11	96-85	4/4/12	93-98	Lost 1
Overall	3/25/12	103-87	4/4/12	93-98	Lost 1

## 2011-2012 SEASON SERIES (1-1) OKLAHOMA CITY THUNDER VS. MIAMI

PLAYER	G-GS	MIN	FG-FGA	PCT	3FG-FGA	PCT	FT-FTA	PCT	OFF	DEF	TOT	AST	PF-DQ	STL	TO	BLK	PTS	AVG
Durant, K	2-2	85:36	22-41	0.537	6-12	0.500	8-11	0.727	1	12	13/6.5	11	2-0	2	11	3	58	29.0
Westbrook, R	2-2	72:30	13-42	0.310	2-7	0.286	13-13	1.000	5	2	7/3.5	8	7-0	6	8	1	41	20.5
Harden, J	2-0	65:48	11-18	0.611	2-2	1.000	7-8	0.875	2	6	8/4.0	11	2-0	5	8	0	31	15.5
Ibaka, S	2-2	55:35	10-16	0.625	0-0	0.000	3-3	1.000	7	10	17/8.5	1	7-0	3	1	6	23	11.5
Perkins, K	2-2	63:57	9-14	0.643	0-0	0.000	0-2	0.000	1	12	13/6.5	4	6-0	1	2	1	18	9.0
Sefolosha, T	2-2	40:54	2-7	0.286	0-2	0.000	4-4	1.000	0	6	6/3.0	2	7-0	3	2	0	8	4.0
Collison, N	2-0	36:01	2-3	0.667	0-0	0.000	2-2	1.000	3	4	7/3.5	3	6-0	1	2	0	6	3.0
Mohammed, N	2-0	15:28	3-5	0.600	0-0	0.000	0-0	0.000	1	2	3/1.5	0	3-0	1	0	0	6	3.0
Cook, D	1-0	04:01	1-2	0.500	1-1	1.000	0-0	0.000	0	1	1/1.0	0	0-0	0	0	0	3	3.0
Fisher, D	2-0	34:31	1-6	0.167	0-3	0.000	0-0	0.000	0	2	2/1.0	2	3-0	1	0	0	2	1.0
Hayward, L	1-0	01:59	0-0	0.000	0-0	0.000	0-0	0.000	0	0	0/0.0	0	0-0	0	0	0	0	0.0
Aldrich, C	1-0	01:14	0-0	0.000	0-0	0.000	0-0	0.000	0	0	0/0.0	0	0-0	0	0	0	0	0.0
Ivey, R	1-0	01:14	0-0	0.000	0-0	0.000	0-0	0.000	0	0	0/0.0	0	0-0	0	0	0	0	0.0
Jackson, R	1-0	01:14	0-0	0.000	0-0	0.000	0-0	0.000	0	0	0/0.0	0	0-0	0	0	0	0	0.0
THUNDER	2-10	48:00	74-155	0.476	11-28	0.393	37-43	0.860	20	57	95/46.5	42	43-0	23	36	11	196	95.0
HEAT	2-10	48:00	64-154	0.417	17-46	0.370	40-43	0.930	12	52	85/42.5	33	38-0	22	35	15	185	92.5





# MILWAUKEE BUCKS

BMO HARRIS BRADLEY CENTER  
1001 N. Fourth Street  
Milwaukee, WI 53203 • 414-227-0500

Scott Skiles  
Head Coach



## DIRECTORY

**President:** Herb Kohl  
**General Manager:** John Hammond  
**Head Coach:** Scott Skiles  
**Assistant Coaches:** Jim Boylan, Joe Wolf, Sidney Moncrief, Bill Peterson, Anthony Goldwire  
**Head Athletic Trainer:** Marc Boff  
**Director of Public Relations:** Dan Smyczek  
**Public Relations Manager:** Mark Rosenberg  
**Public Relations Coordinator:** Kristen Deahl

## 2012-13 VS. BUCKS (ALL TIMES CENTRAL)

3/30/13	Saturday	at Milwaukee	7:30 p.m.
4/17/13	Wednesday	at Oklahoma City	7:00 p.m.

## 2011-12 VS. BUCKS

Date	Site	W/L	Score
4/9/12	Milwaukee	W	109-89

## THUNDER VS. BUCKS ALL-TIME

YEAR	TOTAL	YEAR	TOTAL
1968-69	5-3	1990-91	1-1
1969-70	1-5	1991-92	1-1
1970-71	1-5	1992-93	2-0
1971-72	0-6	1993-94	2-0
1972-73	1-5	1994-95	2-0
1973-74	2-4	1995-96	2-0
1974-75	3-1	1996-97	1-1
1975-76	3-2	1997-98	1-1
1976-77	3-1	1998-99	0-1
1977-78	3-1	1999-00	1-1
1978-79	2-2	2000-01	2-0
1979-80	4-2	2001-02	2-0
1980-81	0-2	2002-03	1-1
1981-82	2-0	2003-04	1-1
1982-83	2-0	2004-05	1-1
1983-84	1-1	2005-06	1-1
1984-85	0-2	2006-07	1-1
1985-86	0-2	2007-08	1-1
1986-87	0-2	2008-09	0-2
1987-88	1-1	2009-10	1-1
1988-89	1-1	2010-11	1-1
1989-90	0-2	2011-12	1-0
1989-90	0-2	Totals	62-65

## GENERAL INFORMATION

**Home Court:** BMO Harris Bradley Center (18,717)  
**Radio:** Newsradio 620 WTMJ AM  
Ted Davis, Dennis Krause  
**Television:** FOX Sports Wisconsin  
Jim Paschke, Jon McGlocklin  
**Team Colors:** Forest Green, Red, Silver

## LARGEST WINNING MARGIN

OKC:	31	1/22/91	at Seattle	132-101
Milwaukee:	44	12/19/72	at Milwaukee	77-121

## CURRENT STREAKS VS. BUCKS

SITE	LAST WIN	SCORE	LAST LOSS	SCORE	STREAK
At Home	11/27/09	108-90	4/13/11	106-110 (OT)	Lost 1
At Milwaukee	4/9/12	109-89	1/2/10	97-103 (OT)	Won 2
Overall	4/9/12	109-89	4/13/11	106-110 (OT)	Won 1

## 2011-2012 SEASON SERIES (1-0) OKLAHOMA CITY THUNDER VS. MILWAUKEE

PLAYER	G-GS	MIN	FG-FGA	PCT	3FG-FGA	PCT	FT-FTA	PCT	OFF	DEF	TOT	AST	PF-DQ	STL	TO	BLK	PTS	AVG
Westbrook, R	1-1	26:02	11-21	0.524	3-5	0.600	1-1	1.000	3	4	7/7	3	2-0	1	4	0	26	26.0
Durant, K	1-1	37:22	5-14	0.357	1-4	0.250	8-8	1.000	0	4	4/4	8	1-0	1	3	2	19	19.0
Harden, J	1-0	22:39	4-7	0.571	2-3	0.667	6-7	0.857	1	4	5/5	1	2-0	0	3	0	16	16.0
Sefolosha, T	1-1	30:36	5-8	0.625	2-4	0.500	2-2	1.000	1	4	5/5	3	4-0	7	0	0	14	14.0
Ibaka, S	1-1	27:17	6-9	0.667	0-0	0.000	1-1	1.000	2	2	4/4	2	0-0	1	0	5	13	13.0
Perkins, K	1-1	23:03	3-9	0.333	0-0	0.000	2-2	1.000	3	4	7/7	3	1-0	0	0	1	8	8.0
Fisher, D	1-0	21:58	3-6	0.500	0-2	0.000	0-0	0.000	1	1	2/2	1	0-0	0	0	0	6	6.0
Collison, N	1-0	19:51	1-1	1.000	0-0	0.000	1-2	0.500	1	6	7/7	0	2-0	0	0	0	3	3.0
Hayward, L	1-0	05:21	0-1	0.000	0-0	0.000	2-2	1.000	1	0	1/1	0	1-0	1	1	0	2	2.0
Aldrich, C	1-0	05:06	1-3	0.333	0-0	0.000	0-0	0.000	0	1	1/1	1	0-0	0	0	1	2	2.0
Cook, D	1-0	10:38	0-2	0.000	0-2	0.000	0-0	0.000	0	0	0/0	0	0-0	0	0	0	0	0.0
Ivey, R	1-0	05:06	0-0	0.000	0-0	0.000	0-0	0.000	0	1	1/1	0	0-0	0	2	0	0	0.0
Mohammed, N	1-0	05:01	0-0	0.000	0-0	0.000	0-0	0.000	0	0	0/0	0	2-0	0	0	0	0	0.0
THUNDER	1-5	240:00	39-81	0.481	8-20	0.400	23-25	0.920	13	31	49/49	20	16-0	10	18	9	109	109.0
BUCKS	1-5	240:00	37-87	0.425	6-19	0.316	9-13	0.692	9	26	49/49	26	15-0	8	17	6	89	89.0

## 2011-2012 SEASON SERIES (0-1) MILWAUKEE BUCKS VS. OKLAHOMA CITY

PLAYER	G-GS	MIN	FG-FGA	PCT	3FG-FGA	PCT	FT-FTA	PCT	OFF	DEF	TOT	AST	PF-DQ	STL	TO	BLK	PTS	AVG
Ilyasova, E	1-1	24:12	6-9	0.667	3-5	0.600	3-4	0.750	1	1	2/2	2	0-0	0	2	2	18	18.0
Gooden, D	1-1	17:49	6-10	0.600	1-1	1.000	1-2	0.500	0	4	4/4	2	2-0	1	2	1	14	14.0
Jennings, B	1-1	27:19	6-12	0.500	1-2	0.500	0-0	0.000	0	1	1/1	1	3-0	1	2	0	13	13.0
Ellis, M	1-1	32:10	3-12	0.250	1-2	0.500	2-2	1.000	1	0	1/1	7	0-0	0	2	0	9	9.0
Mbaha Moute, L	1-0	19:15	4-9	0.444	0-1	0.000	1-2	0.500	1	1	2/2	2	0-0	1	2	0	9	9.0
Deflino, C	1-1	31:57	3-10	0.300	0-6	0.000	0-0	0.000	6	7	7/7	2	1-0	1	1	0	6	6.0
Udoh, E	1-0	14:18	1-3	0.333	0-0	0.000	2-2	1.000	1	3	4/4	0	1-0	1	2	4	4.0	
Livingston, S	1-0	12:39	2-3	0.667	0-0	0.000	0-0	0.000	1	1	2/2	1	1-0	0	1	0	4	4.0
Harris, T	1-0	05:46	2-3	0.667	0-0	0.000	0-0	0.000	0	2	2/2	0	0-0	0	1	0	4	4.0
Udrih, B	1-0	17:54	1-4	0.250	0-1	0.000	0-0	0.000	0	0	0/0	4	0-0	1	2	0	2	2.0
Dunleavy, M	1-0	17:46	1-6	0.167	0-1	0.000	0-1	0.000	2	3	5/5	5	2-0	1	0	1	2	2.0
Sanders, L	1-0	13:36	1-3	0.333	0-0	0.000	0-0	0.000	0	3	3/3	1	0-0	0	1	0	2	2.0
Brookman, J	1-0	05:21	1-3	0.333	0-0	0.000	0-0	0.000	1	1	2/2	2	0-0	0	0	0	2	2.0
BUCKS	1-5	240:00	37-87	0.425	6-19	0.316	9-13	0.692	9	26	49/49	26	15-8	8	17	6	89	89.0
THUNDER	1-5	240:00	39-81	0.481	8-20	0.400	23-25	0.920	13	31	49/49	20	16-10	18	9	109	109.0	



# MINNESOTA TIMBERWOLVES

TARGET CENTER  
600 First Avenue North  
Minneapolis, MN 55403 • 612-673-1600

Rick Adelman  
Head Coach



## DIRECTORY

**Owner:** Glen Taylor  
**President of Basketball Operations:** David Kahn  
**Head Coach:** Rick Adelman  
**Assistant Coaches:** Terry Porter, Jack Sikma, T.R. Dunn, Bill Bayno  
**Head Athletic Trainer:** Gregg Farnam  
**Director of Public Relations:** Mike Cristaldi  
**Senior Public Relations Coordinator:** Aaron Seehusen  
**Communications Manager:** Dan Bell

## 2012-13 VS. TIMBERWOLVES (ALL TIMES CENTRAL)

12/20/12	Thursday	at Minnesota	6:00 p.m.
1/9/13	Wednesday	at Oklahoma City	7:00 p.m.
2/22/13	Friday	at Oklahoma City	7:00 p.m.
3/29/13	Friday	at Minnesota	7:00 p.m.

## 2011-12 vs. TIMBERWOLVES

Date	Site	W/L	Score
12/26/11	Minnesota	W	104-100
3/23/12	OKC	W	149-140 (2OT)
4/14/12	Minnesota	W	115-110

## GENERAL INFORMATION

**Home Court:** Target Center (19,356)  
**Radio:** WCCO AM 830  
Alan Horton  
**Television:** Fox Sports North  
TBD, Jim Peterson  
**Team Colors:** Blue, Green, Silver

## THUNDER VS. TIMBERWOLVES ALL-TIME

YEAR	TOTAL	YEAR	TOTAL
1989-90	3-1	2001-02	2-2
1990-91	2-2	2002-03	2-2
1991-92	4-0	2003-04	1-3
1992-93	4-0	2004-05	3-1
1993-94	4-0	2005-06	2-2
1994-95	4-0	2006-07	3-1
1995-96	4-0	2007-08	3-1
1996-97	4-0	2008-09	2-2
1997-98	3-1	2009-10	4-0
1998-99	1-2	2010-11	4-0
1999-00	2-2	2011-12	3-0
2000-01	1-3	Totals	65-25

## LARGEST WINNING MARGIN

OKC:	37	2/14/96	at Seattle	130-93
	37	12/5/92	at Seattle	124-87
Minnesota:	42	1/7/09	at Minnesota	87-129

## CURRENT STREAKS VS. TIMBERWOLVES

SITE	LAST WIN	SCORE	LAST LOSS	SCORE	STREAK
At Home	3/23/12	149-140 (2OT)	11/28/08	103-105	Won 5
At Minnesota	4/14/12	115-110	1/7/09	87-129	Won 7
Overall	4/14/12	115-110	1/7/09	87-129	Won 12

## 2011-2012 SEASON SERIES (3-0) OKLAHOMA CITY THUNDER VS. MINNESOTA

PLAYER	G-GS	MIN	FG-FGA	PCT	3FG-FGA	PCT	FT-FTA	PCT	OFF	DEF	TOT	AST	PF-DQ	STL	TO	BLK	PTS	AVG
Durant, K	3-3	125:32	42-72	0.583	9-17	0.529	23-26	0.885	4	25	29/9	9	11-0	4	9	1	116	38.7
Westbrook, R	3-3	124:12	39-74	0.527	4-10	0.400	26-27	0.963	4	7	11/3	20	9-0	7	14	0	108	36.0
Harden, J	3-0	103:37	16-37	0.432	4-19	0.211	11-12	0.917	3	13	16/5	12	9-0	2	4	0	47	15.7
Collison, N	3-0	74:21	10-16	0.625	0-0	0.000	6-8	0.750	6	7	13/4	5	9-0	4	3	2	26	8.7
Ibaka, S	3-3	67:03	10-20	0.500	0-0	0.000	2-2	1.000	9	18	27/9	3	5-0	2	4	11	22	7.3
Perkins, K	3-3	78:41	7-16	0.438	0-0	0.000	4-4	1.000	6	17	23/7	7	1-0	11	0	4	18	6.0
Sefolosha, T	3-3	72:13	4-14	0.286	1-6	0.167	4-4	1.000	3	10	13/4	2	8-0	0	2	13	4.3	
Cook, D	2-0	22:10	2-9	0.222	2-8	0.250	0-0	0.000	0	1	1/0	0	2-0	0	0	0	6	3.0
Hayward, L	1-0	09:16	1-4	0.250	1-3	0.333	0-0	0.000	0	1	1/1	1	3-0	0	1	0	3	3.0
Fisher, D	2-0	56:14	2-14	0.143	1-5	0.200	0-0	0.000	0	4	4/2	4	6-0	2	0	0	5	2.5
Mohammed, N	2-0	24:29	2-4	0.500	0-0	0.000	0-0	0.000	1	5	6/3	0	5-0	0	3	3	4	2.0
Maynor, E	1-0	12:12	0-2	0.000	0-0	0.000	0-0	0.000	0	1	1/1	2	2-0	0	1	0	0	0.0
Aldrich, C	0-0	00:00	0-0	0.000	0-0	0.000	0-0	0.000	0	0	0/0	0	0-0	0	0	0	0	0.0
Ivey, R	0-0	00:00	0-0	0.000	0-0	0.000	0-0	0.000	0	0	0/0	0	0-0	0	0	0	0	0.0
Jackson, R	0-0	00:00	0-0	0.000	0-0	0.000	0-0	0.000	0	0	0/0	0	0-0	0	0	0	0	0.0
THUNDER	3-15	770:00	135-282	0.479	22-68	0.324	76-83	0.916	36	191	63/54	59	80-0	24	44	20	368	122.7
TIMBERWOLVES	3-15	770:00	130-271	0.480	21-69	0.304	69-96	0.719	31	109	165/53	65	64-0	17	42	10	350	116.7





# NEW ORLEANS HORNETS

5800 Airline Drive  
Metairie, LA 70003 • 504-593-4700

Monty Williams  
Head Coach



## DIRECTORY

**Owner/Chairman of the Board:** Tom Benson  
**General Manager:** Dell Demps  
**Head Coach:** Monty Williams  
**Assistant Coaches:** Randy Ayers, Dave Hanners, Bryan Gates, Fred Vinson  
**Head Athletic Trainer:** Jon Ishop  
**Vice President of Communications:** Harold Kaufman  
**Director of Basketball Communications:** Dennis Rogers

## 2012-13 VS. HORNETS (ALL TIMES CENTRAL)

11/16/12	Friday	at New Orleans	7:00 p.m.
12/1/12	Saturday	at New Orleans	7:00 p.m.
12/12/12	Wednesday	at Oklahoma City	7:00 p.m.
2/27/13	Wednesday	at Oklahoma City	7:00 p.m.

## 2011-12 VS. HORNETS

Date	Site	W/L	Score
1/11/12	New Orleans	W	95-85
1/25/12	OKC	W	101-91
2/20/12	OKC	W	101-93

## GENERAL INFORMATION

**Home Court:** New Orleans Arena (17,188)  
**Radio:** WWL (105.3 FM)  
**Sean Kelley, John DeShazier**  
**Television:** Fox Sports New Orleans  
**Joel Myers, David Wesley, Jen Hale**  
**Team Colors:** Creole Blue, Purple, Mardi Gras Gold

## LARGEST WINNING MARGIN

OKC:	40	11/7/89	at Seattle	128-88
New Orleans:	31	1/16/08	at New Orleans	92-123

## CURRENT STREAKS VS. HORNETS

SITE	LAST WIN	SCORE	LAST LOSS	SCORE	STREAK
At Home	2/20/12	101-93	1/6/10	92-97	Won 5
At New Orleans	1/11/12	95-85	1/24/11	89-91	Won 1
Overall	2/20/12	101-93	1/24/11	89-91	Won 4

## 2011-2012 SEASON SERIES (3-0) OKLAHOMA CITY THUNDER VS. NEW ORLEANS

PLAYER	G-GS	MIN	FG-FGA	PCT	3FG-FGA	PCT	FT-FTA	PCT	OFF	DEF	TOT	AST	PF-DQ	STL	TO	BLK	PTS	AVG
Durant, K	3-3	117:08	30-49	0.612	6-12	0.500	19-22	0.864	0	25	25/83	11	4-4	5	8	8	85	28.3
Westbrook, R	3-3	104:28	23-54	0.426	2-7	0.286	19-25	0.760	3	2	5/17	16	7-10	8	14	0	67	22.3
Harden, J	2-0	59:11	7-15	0.467	3-8	0.375	15-17	0.882	1	2	3/15	9	5-0	1	3	2	32	16.0
Ibaka, S	3-3	85:13	13-26	0.500	0-0	0.000	1-1	1.000	9	17	26/87	0	11-0	3	4	7	27	9.0
Collison, N	2-0	38:23	5-7	0.714	0-0	0.000	5-5	1.000	1	2	3/15	5	5-0	0	3	2	15	7.5
Cook, D	3-1	64:29	8-23	0.348	5-17	0.294	0-0	0.000	1	9	10/33	0	0-0	1	3	0	21	7.0
Ivey, R	1-0	21:37	2-6	0.333	2-6	0.333	0-0	0.000	0	1	1/10	0	0-0	1	0	0	6	6.0
Jackson, R	3-0	39:33	6-13	0.462	1-4	0.250	3-3	1.000	0	4	4/13	6	2-0	3	0	0	16	5.3
Sefolosha, T	2-2	43:38	2-8	0.250	1-5	0.200	3-4	0.750	0	4	4/20	1	1-0	1	2	0	8	4.0
Aldrich, C	1-0	19:07	2-3	0.667	0-0	0.000	0-0	0.000	0	3	3/30	0	2-0	1	1	2	4	4.0
Perkins, K	3-3	88:41	3-7	0.429	0-0	0.000	2-6	0.333	5	17	22/73	7	6-0	1	9	8	8	2.7
Mohammed, N	3-0	38:13	4-6	0.667	0-0	0.000	0-0	0.000	2	7	9/30	0	11-0	2	4	2	8	2.7
Hayward, L	1-0	00:20	0-0	0.000	0-0	0.000	0-0	0.000	0	0	0/00	0	0-0	0	0	0	0	0.0
Reid, R	0-0	00:00	0-0	0.000	0-0	0.000	0-0	0.000	0	0	0/00	0	0-0	0	0	0	0	0.0
THUNDER	3-15	720:00	105-217	0.484	20-59	0.339	67-83	0.807	22	931/389	46.0	55	54-0	27	52	31	297	99.0
HORNETS	3-15	720:00	104-246	0.423	9-37	0.243	52-61	0.852	38	831/470	53	58-0	23	48	17	269	89.0	

## 2011-2012 SEASON SERIES (0-3) NEW ORLEANS HORNETS VS. OKLAHOMA CITY

PLAYER	G-GS	MIN	FG-FGA	PCT	3FG-FGA	PCT	FT-FTA	PCT	OFF	DEF	TOT	AST	PF-DQ	STL	TO	BLK	PTS	AVG
Landry, C	2-0	62:08	9-18	0.500	0-0	0.000	14-15	0.933	3	4	7/3.5	4	2-0	0	5	1	32	16.0
Jack, J	3-2	98:44	16-40	0.400	3-9	0.333	11-13	0.846	3	10	13/4.3	18	10-0	3	5	0	46	15.3
Kaman, C	2-2	58:45	12-33	0.364	0-0	0.000	5-6	0.833	3	14	17/8.5	5	3-0	0	6	2	29	14.5
Aminu, A	3-1	72:38	14-23	0.609	1-4	0.250	2-2	1.000	7	12	19/6.3	2	5-0	5	5	0	31	10.3
Okafor, E	2-2	46:12	9-13	0.692	0-0	0.000	0-0	0.000	2	10	12/6.0	1	8-0	0	5	2	18	9.0
Bellinelli, M	3-3	94:23	9-26	0.346	2-10	0.200	4-4	1.000	0	6	6/2.0	3	3-0	5	5	0	24	8.0
Smith, J	1-1	24:03	4-8	0.500	0-1	0.000	0-0	0.000	2	2	4/4.0	0	3-0	0	1	2	8	8.0
Ayon, G	3-1	42:31	11-16	0.688	0-1	0.000	1-1	1.000	3	4	7/2.3	2	3-0	4	3	3	23	7.7
Vasquez, G	3-1	60:33	7-17	0.412	2-5	0.400	5-5	1.000	3	4	7/2.3	5	6-0	1	4	3	21	7.0
Summers, D	2-0	20:02	4-8	0.500	1-3	0.333	1-2	0.500	2	0	2/1.0	0	1-0	0	0	0	10	5.0
Thomas, L	1-0	18:39	2-7	0.286	0-0	0.000	1-1	1.000	3	5	8/8.0	0	0-0	0	2	0	5	5.0
Ariza, T	2-2	58:07	3-15	0.200	0-3	0.000	3-4	0.750	1	9	10/5.0	7	5-0	4	3	3	9	4.5
Henry, X	2-0	29:29	2-11	0.182	0-0	0.000	5-6	0.833	2	1	3/1.5	2	1-0	0	1	0	9	4.5
Jones, S	1-0	21:36	1-7	0.143	0-0	0.000	0-0	0.000	3	1	4/4.0	2	2-0	1	0	1	2	2.0
Johnson, C	1-0	11:10	1-4	0.250	0-1	0.000	0-2	0.000	1	1	2/2.0	2	3-0	0	1	0	2	2.0
Johnson, T	0-0	00:00	0-0	0.000	0-0	0.000	0-0	0.000	0	0	0/0.0	0	0-0	0	0	0	0	0.0
Gordon, E	0-0	00:00	0-0	0.000	0-0	0.000	0-0	0.000	0	0	0/0.0	0	0-0	0	0	0	0	0.0
Sloan, D	0-0	00:00	0-0	0.000	0-0	0.000	0-0	0.000	0	0	0/0.0	0	0-0	0	0	0	0	0.0
HORNETS	3-15	720:00	104-246	0.423	9-37	0.243	52-61	0.852	38	8314/47.0	53	58-0	23	48	17	269	89.7	
THUNDER	3-15	720:00	105-217	0.484	20-59	0.339	67-83	0.807	22	93138/46.0	55	54-0	27	52	31	297	99.0	



# NEW YORK KNICKS

MADISON SQUARE GARDEN  
Two Pennsylvania Plaza  
New York, NY 10121 • 212-465-6471

Mike D'Antoni  
Head Coach



## DIRECTORY

**Executive Chairman, The Madison Square Garden Company:** James L. Dolan  
**Executive Vice President, Basketball Operations/General Manager:** Glen Grunwald  
**Head Coach:** Mike Woodson  
**Assistant Coaches:** Jim Todd, Darrell Walker, Herb Williams  
**Head Athletic Trainer:** Roger Hinds  
**Vice President, Public Relations:** Jonathan Supranowitz  
**Manager, Media Relations:** Gregg Schwartz

## 2012-13 VS. KNICKS (ALL TIMES CENTRAL)

3/7/13	Thursday	at New York	7:00 p.m.
4/7/13	Sunday	at Oklahoma City	12:00 p.m.

## 2011-12 VS. KNICKS

Date	Site	W/L	Score
1/14/12	OKC	W	104-92

## THUNDER VS. KNICKS ALL-TIME

YEAR	TOTAL	YEAR	TOTAL
1967-68	3-4	1989-90	1-1
1968-69	0-6	1990-91	1-1
1969-70	2-4	1991-92	0-2
1970-71	3-2	1992-93	1-1
1971-72	2-3	1993-94	1-1
1972-73	0-4	1994-95	2-0
1973-74	0-4	1995-96	1-1
1974-75	2-2	1996-97	2-0
1975-76	4-0	1997-98	1-1
1976-77	2-1	1998-99	Did Not Play
1977-78	1-2	1999-00	0-2
1978-79	2-2	2000-01	1-1
1979-80	2-0	2004-05	2-0
1980-81	0-2	2005-06	0-2
1981-82	2-0	2006-07	1-1
1982-83	1-1	2007-08	2-0
1983-84	1-1	2008-09	1-1
1984-85	0-2	2009-10	2-0
1985-86	1-1	2010-11	1-1
1986-87	2-0	2011-12	1-0
1987-88	2-0	Totals	56-62
1988-89	1-1		

## GENERAL INFORMATION

**Home Court:** Madison Square Garden (19,763)  
**Radio:** ESPN Radio (98.7 FM)  
**Spero Dedes, Brendan Brown**  
**Television:** MSG Network  
**Mike Breen, Walt Frazier**  
**Team Colors:** Orange, Blue, White

## LARGEST WINNING MARGIN

OKC:	26	3/28/98	at Seattle	104-78
New York:	34	11/3/67	at Seattle	100-134

## CURRENT STREAKS VS. KNICKS

SITE	LAST WIN	SCORE	LAST LOSS	SCORE	STREAK
At Home	1/14/12	104-92	1/5/07	93-111	Won 5
At New York	2/20/10	121-118 (OT)	12/22/10	98-112	Lost 1
Overall	1/14/12	104-92	12/22/10	98-112	Won 2

## 2011-2012 SEASON SERIES (1-0) OKLAHOMA CITY THUNDER VS. NEW YORK

PLAYER	G-GS	MIN	FGA	PCT	3FG-FGA	PCT	FT-FTA	PCT	OFF	DEF	TOT	AST	PF-DQ	STL	TO	BLK	PTS	AVG
Durant, K	1-1	27:48	10-13	0.769	1-2	0.500	7-7	1.000	0	2	2/2.0	1	1-0	2	4	1	28	28.0
Harden, J	1-0	26:55	8-12	0.667	3-5	0.600	5-5	1.000	1	1	2/2.0	4	3-0	0	3	0	24	24.0
Westbrook, R	1-1	27:50	6-12	0.500	2-3	0.667	7-8	0.875	1	7	8/8.0	8	1-0	3	2	0	21	21.0
Perkins, K	1-1	25:30	2-4	0.500	0-0	0.000	5-6	0.833	0	5	5/5.0	2	3-0	0	1	2	9	9.0
Cook, D	1-0	17:21	2-8	0.250	1-5	0.200	0-0	0.000	1	4	5/5.0	0	1-0	0	0	0	5	5.0
Aldrich, C	1-0	07:39	1-2	0.500	0-0	0.000	3-4	0.750	0	1	1/1.0	0	2-0	1	1	1	5	5.0
Ibaka, S	1-1	23:42	2-4	0.500	0-0	0.000	0-0	0.000	1	4	5/5.0	0	3-0	0	0	3	4	4.0
Mohammed, N	1-0	16:57	2-6	0.333	0-0	0.000	0-0	0.000	0	1	1/1.0	1	1-0	1	1	2	4	4.0
Sefolosha, T	1-1	19:21	0-2	0.000	0-1	0.000	2-2	1.000	0	2	2/2.0	0	2-0	2	1	2	2.0	
Collison, N	1-0	16:39	1-1	1.000	0-0	0.000	0-0	0.000	1	1	2/2.0	1	1-0	0	2	1	2	2.0
Jackson, R	1-0	18:34	0-4	0.000	0-2	0.000	0-0	0.000	1	3	4/4.0	1	3-0	3	5	0	0	0.0
Ivey, R	1-0	06:11	0-1	0.000	0-0	0.000	0-0	0.000	0	0	0/0.0	0	0-0	0	0	0	0	0.0
Hayward, L	1-0	35:33	0-2	0.000	0-0	0.000	0-0	0.000	1	0	1/1.0	0	1-0	0	0	0	0	0.0
THUNDER	1-5	240:00	37-89	0.416	7-19	0.368	29-34	0.853	18	22	40/33.0	18	22-0	12	21	3	104	104.0
KNICKS	1-5	240:00	34-81	0.410	5-19	0.263	18-23	0.826	15	25	52/52.0	18	22-0	12	27	3	92	92.0





# ORLANDO MAGIC

AMWAY CENTER  
8701 Maitland Summit Blvd.  
Orlando, FL 32810 • 407-916-2400

Stan Van Gundy  
Head Coach



## DIRECTORY

**Senior Chairman:** Rich DeVos  
**General Manager:** Rob Hennigan  
**Head Coach:** Jacques Vaughn  
**Assistant Coaches:** James Borrego, Wes Unseld Jr., Brett Gunning  
**Athletic Trainer:** Keon Weise  
**Senior Vice President of Communications:** Joel Glass  
**Director of Communications:** George Galante  
**Assistant Director of Communications:** Trish Wingerson  
**Communications Manager:** Melanie Curtsinger

## 2012-13 VS. MAGIC (ALL TIMES CENTRAL)

3/15/13 Friday at Oklahoma City 7:00 p.m.  
3/21/13 Thursday at Orlando 6:00 p.m.

## 2011-12 VS. MAGIC

Date	Site	W/L	Score
12/25/11	OKC	W	97-89
3/1/12	Orlando	W	105-102

## GENERAL INFORMATION

**Home Court:** Amway Center (18,846)  
**Radio:** WDBO (96.5 FM/580 AM)  
Dennis Neumann, Richie Aduabato  
**Spanish Radio:** ElOrlandoMagic.com  
Joey Colon  
**Television:** FOX Sports Florida  
David Steele, Matt Goukas  
**Team Colors:** Blue, Silver, Black

## LARGEST WINNING MARGIN

OKC:	40	12/17/94	at Seattle	124-84
Orlando:	31	2/18/94	at Orlando	93-124

## CURRENT STREAKS VS. MAGIC

SITE	LAST WIN	SCORE	LAST LOSS	SCORE	STREAK
At Home	12/25/11	97-89	11/12/08	92-109	Won 3
At Orlando	3/1/12	105-102	2/25/11	88-111	Won 1
Overall	3/1/12	105-102	11/28/07	94-110	Won 2

## 2011-2012 SEASON SERIES (2-0) OKLAHOMA CITY THUNDER VS. ORLANDO

PLAYER	G-GS	MIN	FG-FGA	PCT	3FG-FGA	PCT	FT-FTA	PCT	OFF	DEF	TOT	AST	PF-DQ	STL	TO	BLK	PTS	AVG
Durant, K	2-2	79:19	3-40	0.575	7-12	0.583	15-20	0.750	1	12	13/6/5	9	2-0	2	9	0	68	34.0
Westbrook, R	2-2	72:36	17-38	0.447	1-2	0.500	8-11	0.727	2	7	9/4/5	16	6-0	4	9	0	43	21.5
Harden, J	2-0	65:24	9-19	0.474	1-7	0.143	13-16	0.813	2	9	11/5/5	8	5-0	0	1	0	32	16.0
Sefolosha, T	1-1	20:54	3-5	0.600	2-2	1.000	0-0	0.000	0	3	3/3/0	0	1-0	0	0	0	8	8.0
Maynor, E	1-0	13:56	3-5	0.600	2-3	0.667	0-0	0.000	0	2	2/2/0	3	1-0	0	1	0	8	8.0
Cook, D	2-1	30:55	4-9	0.444	2-5	0.400	2-4	0.500	1	2	3/1/5	1	0-0	1	0	0	12	6.0
Ivey, R	1-0	17:43	2-4	0.500	2-4	0.500	0-0	0.000	0	0	0/0/0	0	0-0	0	1	0	6	6.0
Perkins, K	2-2	61:43	4-6	0.667	0-0	0.000	2-2	1.000	4	11	15/7/5	1	1-0	1	2	2	10	5.0
Collinson, N	2-0	38:35	3-4	0.750	0-0	0.000	0-0	0.000	0	4	4/2/0	2	3-0	2	3	1	6	3.0
Jackson, R	1-0	09:12	1-4	0.250	1-2	0.500	0-0	0.000	0	3	3/3/0	0	1-0	0	2	0	3	3.0
Ibaka, S	2-2	46:11	2-6	0.333	0-0	0.000	0-0	0.000	3	5	8/4/0	0	5-0	2	1	2	4	2.0
Mohammed, N	2-0	23:32	1-6	0.167	0-0	0.000	0-0	0.000	3	5	8/4/0	0	3-0	1	0	2	2	1.0
Aldrich, C	0-0	00:00	0-0	0.000	0-0	0.000	0-0	0.000	0	0	0/0/0	0	0-0	0	0	0	0	0.0
Hayward, L	0-0	00:00	0-0	0.000	0-0	0.000	0-0	0.000	0	0	0/0/0	0	0-0	0	0	0	0	0.0
Reid, R	0-0	00:00	0-0	0.000	0-0	0.000	0-0	0.000	0	0	0/0/0	0	0-0	0	0	0	0	0.0
THUNDER	2-10	480:00	72-146	0.493	18-37	0.486	40-53	0.755	16	63	90/45/0	40	36-0	13	30	7	202	101.0
MAGIC	2-10	480:00	70-165	0.424	17-53	0.321	34-45	0.756	24	59/103/51/5	42	44-0	13	30	6	191	95.5	

## 2011-2012 SEASON SERIES (0-2) OKLAHOMA CITY THUNDER VS. OKLAHOMA CITY

PLAYER	G-GS	MIN	FG-FGA	PCT	3FG-FGA	PCT	FT-FTA	PCT	OFF	DEF	TOT	AST	PF-DQ	STL	TO	BLK	PTS	AVG
Howard, D	2-2	77:41	18-32	0.563	0-1	0.000	8-16	0.500	9	15	24/12/0	2	6-0	3	6	3	44	22.0
Anderson, R	2-2	64:56	15-29	0.517	9-19	0.474	1-1	1.000	4	10	14/7/0	3	7-0	2	3	0	40	20.0
Nelson, J	2-2	62:54	13-27	0.481	2-8	0.250	5-6	0.833	2	5	7/3/5	15	7-0	1	6	0	33	16.5
Turkoglu, H	2-2	65:24	7-16	0.438	3-7	0.429	2-3	0.667	2	4	6/3/0	7	5-0	3	0	19	9.5	
Richardson, J	2-2	62:18	6-24	0.250	3-12	0.250	3-4	0.750	2	7	9/4/5	4	3-0	1	4	0	18	9.0
Wafer, V	1-0	09:11	2-2	1.000	0-0	0.000	5-5	1.000	0	0	0/0/0	0	0-0	0	0	0	9	9.0
Redick, J	2-0	44:17	1-9	0.111	0-4	0.000	8-8	1.000	1	4	5/2/5	6	4-0	0	2	0	10	5.0
Davis, G	2-0	34:15	4-17	0.235	0-1	0.000	2-2	1.000	1	9	10/5/0	1	4-0	1	2	1	10	5.0
Duhon, C	2-0	33:07	2-4	0.500	0-1	0.000	0-0	0.000	1	2	3/1/5	4	2-0	2	2	0	4	2.0
Clark, E	2-0	16:47	2-5	0.400	0-0	0.000	0-0	0.000	2	3	5/2/5	0	5-0	0	1	2	4	2.0
Richardson, Q	1-0	04:41	0-0	0.000	0-0	0.000	0-0	0.000	0	0	0/0/0	0	1-0	0	0	0	0	0.0
Liggins, D	1-0	03:30	0-0	0.000	0-0	0.000	0-0	0.000	0	0	0/0/0	0	0-0	0	0	0	0	0.0
Orton, D	0-0	00:00	0-0	0.000	0-0	0.000	0-0	0.000	0	0	0/0/0	0	0-0	0	0	0	0	0.0
Smith, I	0-0	00:00	0-0	0.000	0-0	0.000	0-0	0.000	0	0	0/0/0	0	0-0	0	0	0	0	0.0
Hughes, L	0-0	00:00	0-0	0.000	0-0	0.000	0-0	0.000	0	0	0/0/0	0	0-0	0	0	0	0	0.0
Harper, J	0-0	00:00	0-0	0.000	0-0	0.000	0-0	0.000	0	0	0/0/0	0	0-0	0	0	0	0	0.0
MAGIC	2-10	480:00	70-165	0.424	17-53	0.321	34-45	0.756	24	59/103/51/5	42	44-0	13	30	6	191	95.5	
THUNDER	2-10	480:00	72-146	0.493	18-37	0.486	40-53	0.755	16	63	90/45/0	40	36-0	13	30	7	202	101.0



# PHILADELPHIA 76ers

WELLS FARGO CENTER  
3601 South Broad Street  
Philadelphia, PA 19148 • 215-339-7666

Doug Collins  
Head Coach



## DIRECTORY

**Managing Owner:** Josh Harris  
**Co-Managing Owner:** David Blitzer  
**President of Basketball Operations:** Rod Thorn  
**Head Coach:** Doug Collins  
**Associate Head Coach:** Michael Curry  
**Assistant Coaches:** Brian James, Aaron McKie, Jeff Capel  
**Head Athletic Trainer:** Kevin Johnson  
**Director of Public Relations:** Mike Preston  
**Public Relations Coordinators:** Sean McCloskey, Rebecca Timms  
**Director of Statistical Information:** Harvey Pollack

## 2012-13 VS. 76ERS (ALL TIMES CENTRAL)

11/24/12 Saturday at Philadelphia 6:00 p.m.  
1/4/13 Friday at Oklahoma City 7:00 p.m.

## 2011-12 VS. 76ERS

Date	Site	W/L	Score
2/29/12	Philadelphia	W	92-88

## THUNDER VS. 76ERS ALL-TIME

YEAR	TOTAL	YEAR	TOTAL
1967-68	0-7	1990-91	1-1
1968-69	0-6	1991-92	0-2
1969-70	6-0	1992-93	1-1
1970-71	2-3	1993-94	2-0
1971-72	1-4	1994-95	2-0
1972-73	3-1	1995-96	2-0
1973-74	4-0	1996-97	2-0
1974-75	2-2	1997-98	2-0
1975-76	2-2	1998-99	1-0
1976-77	2-2	1999-00	0-2
1977-78	1-3	2000-01	1-1
1978-79	3-1	2001-02	1-1
1979-80	1-1	2002-03	1-1
1980-81	0-2	2003-04	1-1
1981-82	0-2	2004-05	1-1
1982-83	0-2	2005-06	1-1
1983-84	1-1	2006-07	0-2
1984-85	0-2	2007-08	0-2
1985-86	1-1	2008-09	1-1
1986-87	0-2	2009-10	2-0
1987-88	1-1	2010-11	2-0
1988-89	1-1	2011-12	1-0
1989-90	1-1	Totals	57-63

## GENERAL INFORMATION

**Home Court:** Wells Fargo Center (20,328)  
**Radio:** The Fanatic (95.7 FM/950 AM)  
Tom McGinnis  
**Television:** Comcast SportsNet, The Comcast Network  
Mark Zumoff, Malik Rose  
**Team Colors:** Red, White, Blue

## LARGEST WINNING MARGIN

OKC:	56	3/6/93	at Seattle	149-93
Philadelphia:	38	12/20/67	at Seattle	122-160

## CURRENT STREAKS VS. 76ERS

SITE	LAST WIN	SCORE	LAST LOSS	SCORE	STREAK
At Home	11/10/10	109-103	12/31/07	90-98	Won 3
At Philadelphia	2/29/12	92-88	11/15/08	85-110	Won 3
Overall	2/29/12	92-88	11/15/08	85-110	Won 6

## 2011-2012 SEASON SERIES (1-0) OKLAHOMA CITY THUNDER VS. PHILADELPHIA

PLAYER	G-GS	MIN	FG-FGA	PCT	3FG-FGA	PCT	FT-FTA	PCT	OFF	DEF	TOT	AST	PF-DQ	STL	TO	BLK	PTS	AVG
Durant, K	1-1	36:49	7-18	0.389	3-6	0.500	6-9	0.667	0	4	4/4/0	1	1-0	1	2	0	23	23.0
Westbrook, R	1-1	36:03	7-20	0.350	0-4	0.000	8-8	1.000	7	6	13/13/0	4	0-0	1	7	0	22	22.0
Harden, J	1-0	32:24	4-9	0.444	1-3	0.333	7-11	0.636	1	7	8/8/0	4	2-0	1	3	0	16	16.0
Ibaka, S	1-1	28:40	4-6	0.667	0-0	0.000	2-2	1.000	5	3	8/8/0	0	3-0	1	2	3	10	10.0
Mohammed, N	1-0	10:54	2-4	0.500	0-0	0.000	2-2	1.000	1	2	3/3/0	0	0-0	0	0	0	6	6.0
Cook, D	1-1	21:38	2-4	0.500	1-2	0.500	0-0	0.000	0	1	1/1/0	0	0-0	0	1	0	5	5.0
Ivey, R	1-0	12:30	2-3	0.667	1-2	0.500	0-0	0.000	0	1	1/1/0	0	2-0	1	0	0	5	5.0
Perkins, K	1-1	31:12	1-4	0.250	0-0	0.000	1-2	0.500	3	8	11/11/0	2	1-0	0	1	1	3	3.0
Jackson, R	1-0	11:51	1-8	0.125	0-2	0.000	0-0	0.000	0	1	1/1/0	1	1-0	0	0	0	2	2.0
Collinson, N	1-0	19:59	0-2	0.000	0-0	0.000	0-0	0.000	2	4	6/6/0	0	0-0	1	1	0	0	0.0
Aldrich, C	0-0	00:00	0-0	0.000	0-0	0.000	0-0	0.000	0	0	0/0/0	0	0-0	0	0	0	0	0.0
Hayward, L	0-0	00:00	0-0	0.000	0-0	0.000	0-0	0.000	0	0	0/0/0	0	0-0	0	0	0	0	0.0
Reid, R	0-0	00:00	0-0	0.000	0-0	0.000	0-0	0.000	0	0	0/0/0	0	0-0	0	0	0	0	0.0
THUNDER	1-5	240:00	30-78	0.385	6-19	0.316	26-34	0.765	19	37	64/64/0	12	9-0	6	17	4	92	92.0
76ERS	1-5	240:00	37-90	0.411	4-17	0.235	10-12	0.833	13	26	47/47/0	22	23-0	11	11	3	88	88.0





# PHOENIX SUNS

US AIRWAYS CENTER  
201 E. Jefferson Street  
Phoenix, AZ 85004 • 602-379-7900

Alvin Gentry  
Head Coach



## DIRECTORY

**Managing Partner:** Robert Sarver  
**President of Basketball Operations:** Lon Babby  
**Head Coach:** Alvin Gentry  
**Assistant Coaches:** Elston Turner, Dan Majerle, Igor Kokoskov, Noel Gillespie  
**Head Athletic Trainer:** Aaron Nelson  
**Vice President, Basketball Communications:** Julie Fie  
**Managers, Basketball Communications:** DC Headley, Vince Kozar  
**Assistant to VP Basketball Communications:** Sherry Reed

## 2012-13 VS. SUNS (ALL TIMES CENTRAL)

12/31/12	Monday	at Oklahoma City	7:00 p.m.
1/14/13	Monday	at Phoenix	8:00 p.m.
2/8/13	Friday	at Oklahoma City	7:00 p.m.
2/10/13	Sunday	at Phoenix	7:00 p.m.

## 2011-12 VS. SUNS

Date	Site	W/L	Score
12/31/11	OKC	W	107-97
3/7/12	OKC	W	115-104
3/18/12	Phoenix	W	109-97

## THUNDER VS. SUNS ALL-TIME

YEAR	TOTAL	YEAR	TOTAL
1968-69	3-3	1991-92	2-3
1969-70	3-4	1992-93	3-2
1970-71	2-3	1993-94	3-2
1971-72	2-3	1994-95	1-4
1972-73	2-4	1995-96	4-0
1973-74	3-4	1996-97	2-2
1974-75	3-4	1997-98	2-2
1975-76	3-4	1998-99	0-3
1976-77	1-3	1999-00	2-2
1977-78	2-2	2000-01	1-3
1978-79	3-1	2001-02	2-2
1979-80	2-4	2002-03	3-1
1980-81	1-5	2003-04	2-2
1981-82	3-3	2004-05	1-2
1982-83	1-5	2005-06	2-2
1983-84	4-2	2006-07	1-2
1984-85	1-5	2007-08	0-4
1985-86	1-5	2008-09	0-4
1986-87	5-1	2009-10	2-1
1987-88	4-2	2010-11	3-1
1988-89	1-4	2011-12	3-0
1989-90	2-3	Totals	93-121
1990-91	2-3		

## GENERAL INFORMATION

**Home Court:** US Airways Center (18,422)  
**Radio:** KTAR (620 AM)  
Al McCoy, Tim Kempton  
**Spanish Radio:** KSUN (1400 AM)  
Ivan Valenzuela, Arturo Ochoa  
**Television:** Fox Sports Arizona  
Steve Albert, Eddie Johnson, Ann Meyers Drysdale  
**Team Colors:** Purple, Orange, Black

## LARGEST WINNING MARGIN

OKC:	44	4/2/88	at Seattle	151-107
Phoenix:	30	12/25/71	at Phoenix	86-116

## CURRENT STREAKS VS. SUNS

SITE	LAST WIN	SCORE	LAST LOSS	SCORE	STREAK
At Home	3/7/12	115-104	12/19/10	110-113	Won 3
At Phoenix	3/18/12	109-97	3/14/09	95-106	Won 5
Overall	3/18/12	109-97	12/19/10	110-113	Won 6

## 2011-12 SEASON SERIES (3-0) OKLAHOMA CITY THUNDER VS. PHOENIX

PLAYER	G-GS	MIN	FG-FGA	PCT	3FG-FGA	PCT	FT-FTA	PCT	OFF	DEF	TOT	AST	PF-DQ	STL	TO	BLK	PTS	AVG
Harden, J.	3-0	97:29	21-35	0.600	9-19	0.474	29-30	0.967	1	17	18/6.0	12	8-0	8	6	2	80	26.7
Durant, K.	3-3	109:06	24-58	0.414	4-10	0.400	19-20	0.950	3	20	23/7.7	11	11-0	6	12	5	71	23.7
Westbrook, R.	3-3	96:39	25-51	0.490	3-7	0.429	11-14	0.786	3	8	11/3.7	19	7-0	8	8	0	64	21.3
Ibaka, S.	3-3	79:28	17-27	0.630	0-1	0.000	1-2	0.500	13	13	26/8.7	2	7-0	0	4	6	35	11.7
Sefolosha, T.	2-2	52:42	4-9	0.444	2-5	0.400	2-2	1.000	0	2	2/1.0	2	4-0	1	2	3	12	6.0
Collison, N.	3-0	57:03	6-11	0.545	0-0	0.000	5-6	0.833	3	6	9/3.0	2	4-0	2	2	2	17	5.7
Perkins, K.	3-3	66:00	6-13	0.462	0-0	0.000	3-4	0.750	6	16	22/7.3	2	10-0	1	7	2	15	5.0
Fisher, D.	1-0	17:19	1-7	0.143	0-2	0.000	3-3	1.000	0	1	1/1.0	0	2-0	0	0	0	5	5.0
Cook, D.	3-1	28:59	4-11	0.364	4-10	0.400	0-0	0.000	0	6	6/2.0	0	6-0	1	1	0	12	4.0
Hayward, L.	2-0	18:06	3-5	0.600	1-2	0.500	0-0	0.000	0	0	0/0.0	0	3-0	0	1	0	7	3.5
Mohammed, N.	3-0	39:07	4-8	0.500	0-0	0.000	1-3	0.333	3	10	13/4.3	3	8-0	0	0	2	9	3.0
Aldrich, C.	1-0	08:21	1-2	0.500	0-0	0.000	0-0	0.000	0	2	2/2.0	0	2-0	0	0	0	2	2.0
Jackson, R.	2-0	11:59	1-3	0.333	0-2	0.000	0-0	0.000	0	0	0/0.0	1	0-0	0	0	0	2	1.0
Maynor, E.	1-0	22:39	0-4	0.000	0-2	0.000	0-0	0.000	2	0	2/2.0	6	2-0	1	4	0	0	0.0
Ivey, R.	1-0	17:03	0-4	0.000	0-4	0.000	0-0	0.000	0	0	0/0.0	0	3-0	0	0	0	0	0.0
Reid, R.	0-0	00:00	0-0	0.000	0-0	0.000	0-0	0.000	0	0	0/0.0	0	0-0	0	0	0	0	0.0
THUNDER	3-15	72:00	117-248	0.472	23-64	0.359	74-84	0.881	34	101	156/52.0	60	77-0	28	51	22	331	110.3
SUNS	3-15	72:00	107-255	0.420	17-65	0.262	67-89	0.753	41	87	155/51.7	65	60-0	16	44	18	298	99.3

## 2011-12 SEASON SERIES (0-3) PHOENIX SUNS VS. OKLAHOMA CITY

PLAYER	G-GS	MIN	FG-FGA	PCT	3FG-FGA	PCT	FT-FTA	PCT	OFF	DEF	TOT	AST	PF-DQ	STL	TO	BLK	PTS	AVG
Dudley, J.	3-3	101:13	19-40	0.475	4-13	0.308	10-11	0.909	8	14	22/7.3	4	2-0	4	3	1	52	17.3
Gortat, M.	3-3	100:37	16-41	0.390	0-0	0.000	17-21	0.810	9	20	29/9.7	4	7-0	6	8	6	49	16.3
Warrick, H.	1-0	23:43	5-8	0.625	0-0	0.000	5-7	0.714	1	1	2/2.0	3	1-0	0	0	0	15	15.0
Nash, S.	3-3	89:48	12-25	0.480	3-10	0.300	5-6	0.833	1	6	7/2.3	24	4-0	0	9	1	32	10.7
Frye, C.	3-3	74:25	11-28	0.393	3-12	0.250	3-3	1.000	6	14	20/6.7	7	8-0	0	4	1	28	9.3
Brown, S.	3-1	73:01	12-29	0.414	2-8	0.250	2-3	0.667	1	4	5/1.7	4	3-0	2	2	1	28	9.3
Hill, G.	2-2	46:13	5-13	0.385	0-3	0.000	6-6	1.000	0	2	4/2.0	2	2-0	1	3	2	16	8.0
Redd, M.	2-0	25:12	6-16	0.375	0-5	0.000	3-3	1.000	1	4	5/2.5	1	0-0	0	3	0	15	7.5
Morris, M.	3-0	46:01	6-12	0.500	4-5	0.800	5-9	0.556	2	7	9/3.0	4	7-0	0	6	4	21	7.0
Lopez, R.	3-0	43:23	5-10	0.500	0-0	0.000	8-10	0.800	5	5	10/3.3	0	6-0	0	0	2	18	6.0
Price, R.	1-0	16:44	2-6	0.333	0-1	0.000	1-2	0.500	0	0	0/0.0	1	2-0	0	2	0	5	5.0
Childress, J.	2-0	39:15	4-10	0.400	0-3	0.000	0-0	0.000	3	6	9/4.5	2	3-0	2	1	0	8	4.0
Telfair, S.	3-0	40:27	4-17	0.235	1-5	0.200	2-2	1.000	4	2	6/2.0	9	9-0	1	8	0	11	3.7
Siler, G.	0-0	00:00	0-0	0.000	0-0	0.000	0-0	0.000	0	0	0/0.0	0	0-0	0	0	0	0	0.0
SUNS	3-15	72:00	107-255	0.420	17-65	0.262	67-89	0.753	41	87	155/51.7	65	60-0	16	44	18	298	99.3
THUNDER	3-15	72:00	117-248	0.472	23-64	0.359	74-84	0.881	34	101	156/52.0	60	77-0	28	51	22	331	110.3



# PORTLAND TRAIL BLAZERS

THE ROSE GARDEN  
One Center Court, Suite 200  
Portland, OR 97227 • 503-234-9291

Terry Stotts  
Head Coach



## DIRECTORY

**Owner:** Paul Allen  
**General Manager:** Neil Olshley  
**Head Coach:** Terry Stotts  
**Assistant Coaches:** Kaleb Canales, Jay Triano, David Vanterpool, Kim Hughes, Dale Osbourne  
**Director of Medical Services/ Head Athletic Trainer:** Jay Jensen  
**Senior Vice President of Communications and Public Engagement:** Michael Lewellen  
**Senior Director Communications:** Jim Taylor  
**Sports Communications Director:** Collin Romer

## 2012-13 VS. TRAIL BLAZERS (ALL TIMES CENTRAL)

11/2/12	Friday	at Oklahoma City	7:00 p.m.
1/13/13	Sunday	at Portland	8:00 p.m.
3/24/13	Sunday	at Oklahoma City	6:00 p.m.
4/12/13	Friday	at Portland	9:00 p.m.

## 2011-12 VS. TRAIL BLAZERS

Date	Site	W/L	Score
1/3/12	OKC	L	93-103
2/6/12	Portland	W	111-107 (OT)
3/18/12	OKC	W	111-95
3/27/12	Portland	W	109-95

## THUNDER VS. TRAIL BLAZERS ALL-TIME

YEAR	TOTAL	YEAR	TOTAL
1970-71	4-2	1992-93	3-2
1971-72	6-0	1993-94	4-1
1972-73	4-3	1994-95	3-2
1973-74	3-3	1995-96	3-1
1974-75	6-2	1996-97	3-1
1975-76	3-3	1997-98	4-0
1976-77	1-3	1998-99	2-2
1977-78	1-3	1999-00	0-4
1978-79	3-1	2000-01	2-2
1979-80	5-1	2001-02	1-3
1980-81	2-4	2002-03	0-4
1981-82	3-3	2003-04	2-1
1982-83	3-3	2004-05	3-1
1983-84	2-4	2005-06	3-1
1984-85	2-4	2006-07	2-2
1985-86	1-5	2007-08	2-2
1986-87	2	2008-09	1-3
1987-88	3-3	2009-10	1-3
1988-89	4-2	2010-11	3-1
1989-90	2-3	2011-12	3-1
1990-91	0-4	Totals	106-102
1991-92	1-4		

## GENERAL INFORMATION

**Home Court:** The Rose Garden (20,796)  
**Radio:** Newsradio 1190 and 102.3 KEX  
Brian Wheeler, Antonio Harvey  
**Television:** KGW, Comcast SportsNet  
Mike Barrett, Mike Rice  
**Team Colors:** Scarlet, Black, White

## LARGEST WINNING MARGIN

OKC:	39	4/2/06	at Seattle	122-83
Portland:	35	4/28/99	at Portland	84-119

## CURRENT STREAKS VS. TRAIL BLAZERS

SITE	LAST WIN	SCORE	LAST LOSS	SCORE	STREAK
At Home	3/18/12	111-95	1/3/12	93-103	Won 1
At Portland	3/27/12	109-95	4/1/11	91-98	Won 2
Overall	3/27/12	109-95	1/3/12	93-103	Won 3

## 2011-12 SEASON SERIES (3-1) OKLAHOMA CITY THUNDER VS. PORTLAND

PLAYER	G-GS	MIN	FG-FGA	PCT	3FG-FGA	PCT	FT-FTA	PCT	OFF	DEF	TOT	AST	PF-DQ	STL	TO	BLK	PTS	AVG
Westbrook, R	4-4	150:30	46-89	0.517	3-11	0.273	15-26	0.577	8	15	23/5.8	29	8-0	6	10	2	110	27.5
Durant, K	4-4	159:21	42-90	0.467	9-25	0.360	10-13	0.769	0	25	25/6.3	14	12-0	7	16	5	103	25.8
Harden, J	4-1	141:55	20-39	0.513	7-18	0.389	30-33	0.909	2	13	13/3.8	19	13-0	4	11	1	77	19.3
Ibaka, S	4-4	115:09	16-25	0.640	0-0	0.000	4-6	0.667	15	21	36/9.0	2	15-0	3	16	0	38	9.5
Seslofoha, T	2-2	37:14	1-10	0.700	3-4	0.750	1-1	1.000	2	6	8/4.0	2	2-0	0	2	0	18	9.0
Collison, N	4-0	77:47	9-11	0.818	0-0	0.000	3-3	1.000	7	9	16/4.0	4	8-0	2	5	0	21	5.3
Fisher, D	1-0	15:37	2-6	0.333	1-3	0.333	0-0	0.000	0	1	1/1.0	0	0-0	0	0	0	5	5.0
Perkins, K	4-4	119:15	9-19	0.474	0-0	0.000	1-3	0.333	9	20	29/7.3	3	11-0	5	7	6	19	4.8
Cook, D	3-1	64:39	5-14	0.357	3-10	0.300	0-0	0.000	0	9	9/3.0	1	5-0	0	0	0	13	4.3
Maynor, E	1-0	08:51	1-3	0.333	0-0	0.000	2-3	0.667	0	1	1/1.0	0	0-0	0	0	0	2	2.0
Ivey, R	1-0	12:05	1-2	0.500	0-0	0.000	0-0	0.000	0	0	0/0.0	1	0-0	1	1	0	3	3.0
Jackson, R	3-0	27:16	3-8	0.375	1-3	0.333	0-0	0.000	2	2	2/0.7	1	0-0	1	0	0	7	2.3
Mohammed, N	4-0	46:57	4-13	0.308	0-0	0.000	0-0	0.000	3	14	17/4.3	2	8-0	0	2	4	8	2.0
Hayward, L	3-0	04:55	0-1	0.000	0-1	0.000	0-0	0.000	0	0	0/0.0	0	0-0	0	1	0	0	0.0
Aldrich, C	2-0	03:29	0-1	0.000	0-0	0.000	0-0	0.000	1	2	3/1.5	0	1-0	1	0	0	0	0.0
Reid, R	2-0	00:00	0-0	0.000	0-0	0.000	0-0	0.000	0	0	0/0.0	0	0-0	0	0	0	0	0.0
THUNDER	4-20	985:00	165:331	0.498	28-77	0.364	66-87	0.759	47	138215	53:8.8	79	84-0	29	59	30	424	106.0
TRAIL BLAZERS	4-20	985:00	148:336	0.440	26-72	0.361	78-101	0.772	47	138153	45:8.7	73	67-0	31	46	14	400	100.0





# SACRAMENTO KINGS

SLEEP TRAIN ARENA  
One Sports Parkway  
Sacramento, CA 95834 • 916-928-0000

Keith Smart  
Head Coach



## DIRECTORY

**Ownership:** Maloof Sports and Entertainment  
**President, Basketball Operations:** Geoff Petrie  
**Head Coach:** Keith Smart  
**Assistant Coaches:** Jim Ewen, Alex English, Bobby Jackson  
**Head Athletic Trainer:** Manny Romero  
**VP of Media Relations/Basketball Operations:**  
Troy Hanson  
**Exec. Dir. of Media Relations/Basketball Operations:**  
Darrin May  
**Director, Basketball Information:** Darryl Arata  
**Director, Media Relations:** Devin Blankenship  
**Director, Public Relations:** Chris Clark

## 2012-13 VS. KINGS (ALL TIMES CENTRAL)

12/14/12	Friday	at Oklahoma City	7:00 p.m.
1/25/13	Friday	at Sacramento	9:00 p.m.
4/15/13	Monday	at Oklahoma City	7:00 p.m.

## 2011-12 VS. KINGS

Date	Site	W/L	Score
2/9/12	Sacramento	L	101-106
4/13/12	OKC	W	115-89
4/20/12	Sacramento	W	103-92
4/24/12	OKC	W	118-110

## THUNDER VS. KINGS ALL-TIME

YEAR	TOTAL	YEAR	TOTAL
1967-68	1-6	1993-94	5-0
1968-69	3-3	1994-95	2-3
1969-70	2-4	1995-96	4-0
1973-74	4-2	1996-97	3-1
1974-75	3-1	1997-98	3-1
1975-76	3-2	1998-99	2-2
1976-77	3-1	1999-00	2-2
1977-78	3-1	2000-01	2-2
1978-79	2-2	2001-02	2-2
1979-80	3-3	2002-03	1-3
1980-81	3-2	2003-04	1-3
1981-82	3-2	2004-05	3-1
1982-83	4-1	2005-06	1-3
1983-84	4-1	2006-07	1-2
1984-85	2-3	2007-08	1-3
1985-86	0-5	2008-09	2-1
1986-87	3-2	2009-10	3-1
1987-88	4-1	2010-11	4-0
1988-89	5-1	2011-12	3-1
1989-90	2-2	<b>Totals</b>	<b>128-81</b>
1990-91	4-1	vs. Cincinnati	18-11
1991-92	4-1	vs. K.C./Omaha	39-25
1992-93	4-1	vs. Sacramento	71-45

## GENERAL INFORMATION

**Home Court:** Power Balance Pavilion (17,317)  
**Radio:** 1140 AM THE FAN, KHTK  
Gary Gerould  
**Television:** Comcast SportsNet  
Grant Napear, Jerry Reynolds, Jim Gray, Bill Walton  
**Team Colors:** Purple, Black, Silver

## LARGEST WINNING MARGIN

OKC: 35 12/20/90 at Sacramento 110-75  
Sacramento: 33 2/18/00 at Sacramento 85-118

## CURRENT STREAKS VS. KINGS

SITE	LAST WIN	SCORE	LAST LOSS	SCORE	STREAK
At Home	4/24/12	118-110	3/30/08	107-120	Won 6
At Sacramento	4/20/12	103-92	2/9/12	101-106	Won 1
Overall	4/24/12	118-110	2/9/12	101-106	Won 3

## 2011-12 SEASON SERIES (3-1) OKLAHOMA CITY THUNDER VS. SACRAMENTO

PLAYER	G-GS	MIN	FG-FGA	PCT	3FG-FGA	PCT	FT-FTA	PCT	OFF	DEF	TOT	AST	PF-DQ	STL	TO	BLK	PTS	AVG
Durant, K	4-4	141:27	34-72	0.472	7-15	0.467	42-48	0.875	3	37	40/10.0	14	4-0	6	18	3	117	29.3
Westbrook, R	4-4	124:25	37-72	0.514	1-5	0.200	11-18	0.611	10	13	23/5.8	17	10-0	6	16	3	86	21.5
Harden, J	2-0	65:32	11-23	0.478	3-9	0.333	12-13	0.923	1	10	11/5.5	6	3-0	4	5	1	37	18.5
Cook, D	4-1	87:59	15-32	0.469	10-20	0.500	5-6	0.833	2	9	11/2.8	3	2-0	0	1	1	45	11.3
Perkins, K	4-4	93:55	14-27	0.519	0-0	0.000	8-11	0.727	8	19	27/8.6	3	11-0	1	7	3	36	9.0
Fisher, D	3-0	71:35	11-18	0.611	1-2	0.500	4-4	1.000	0	2	2/0.7	9	2-0	5	1	0	27	9.0
Ikaka, S	4-4	102:14	11-24	0.458	0-0	0.000	4-4	1.000	7	15	22/6.5	1	1-1	0	3	26	6.5	
Sefolosha, T	3-3	59:56	6-13	0.462	3-6	0.500	1-1	1.000	2	6	8/2.7	5	4-0	1	4	0	16	5.3
Collison, N	4-0	96:08	7-13	0.538	0-1	0.000	2-2	1.000	7	10	17/4.3	10	12-0	1	5	4	16	4.0
Mohammed, N	4-0	45:13	8-13	0.615	0-0	0.000	0-0	0.000	4	8	12/3.0	1	7-0	3	5	2	16	4.0
Aldrich, C	2-0	22:01	1-3	0.333	0-0	0.000	4-4	1.000	1	6	7/3.5	0	6-0	1	2	2	6	3.0
Ivey, R	2-0	33:38	2-7	0.286	0-2	0.000	1-3	0.333	0	4	4/2.0	3	4-0	2	0	0	5	2.5
Jackson, R	2-0	15:58	1-6	0.167	0-2	0.000	2-2	1.000	1	1	2/1.0	3	3-0	1	1	0	4	2.0
Hayward, L	0-0	00:00	0-0	0.000	0-0	0.000	0-0	0.000	0	0	0/0.0	0	0-0	0	0	0	0	0.0
Reid, R	0-0	00:00	0-0	0.000	0-0	0.000	0-0	0.000	0	0	0/0.0	0	0-0	0	0	0	0	0.0
THUNDER	4-20	960:00	158-323	0.489	25-62	0.403	96-116	0.828	46	140/213/53.3	75	75-1	31	68	45	437	109.3	
KINGS	4-20	960:00	156-364	0.429	25-77	0.325	60-85	0.706	48	115/205/51.3	80	79-1	40	52	22	397	99.3	

## 2011-12 SEASON SERIES (1-3) SACRAMENTO KINGS VS. OKLAHOMA CITY

PLAYER	G-GS	MIN	FG-FGA	PCT	3FG-FGA	PCT	FT-FTA	PCT	OFF	DEF	TOT	AST	PF-DQ	STL	TO	BLK	PTS	AVG
Cousins, D	4-4	125:46	31-74	0.419	0-0	0.000	16-25	0.640	11	26	37/9.3	3	14-0	9	7	3	78	19.5
Evans, T	4-4	123:22	24-51	0.471	0-6	0.000	10-12	0.833	1	9	10/2.5	14	10-0	5	12	2	58	14.5
Thompson, J	4-4	125:52	21-38	0.553	0-0	0.000	12-19	0.632	9	22	31/7.8	6	10-0	3	7	3	54	13.5
Thornhill, M	2-2	60:48	11-30	0.367	5-11	0.455	0-0	0.000	4	4	8/4.0	5	7-1	4	6	2	27	13.5
Thomas, I	4-3	115:03	18-39	0.462	7-14	0.500	8-9	0.889	2	6	8/2.0	16	8-0	3	3	0	51	12.8
Outlaw, T	3-2	71:04	10-26	0.385	4-12	0.333	5-8	0.625	3	8	11/3.7	2	7-0	6	2	3	29	9.7
Williams, T	2-0	44:21	7-19	0.368	1-4	0.250	0-0	0.000	2	11	13/6.5	8	3-0	0	5	0	15	7.5
Fredette, J	4-0	69:10	10-27	0.370	4-14	0.286	2-2	1.000	1	4	5/3.4	7	4-0	2	4	0	26	6.5
Garcia, F	2-0	40:53	5-10	0.500	2-6	0.333	0-0	0.000	2	4	6/3.0	4	6-0	1	0	3	12	6.0
Greene, D	3-0	46:22	5-15	0.333	1-6	0.167	5-6	0.833	2	7	12/3.3	3	1-1	2	0	2	16	5.3
Hayes, C	4-0	75:21	9-17	0.529	0-0	0.000	2-4	0.500	6	7	13/3.3	6	6-0	3	4	2	20	5.0
Salmons, J	1-1	36:04	2-10	0.200	1-3	0.333	0-0	0.000	1	6	7/7.0	2	1-0	1	0	0	5	5.0
Hickson, J	1-0	09:02	2-4	0.500	0-0	0.000	0-0	0.000	3	0	3/3.0	1	1-0	0	1	2	4	4.0
Honeycutt, T	2-0	17:54	1-4	0.250	0-1	0.000	0-0	0.000	1	3	4/2.0	3	1-0	1	0	0	2	1.0
Whiteside, H	0-0	00:00	0-0	0.000	0-0	0.000	0-0	0.000	0	0	0/0.0	0	0-0	0	0	0	0	0.0
KINGS	4-20	960:00	156-364	0.429	25-77	0.325	60-85	0.706	48	115/205/51.3	80	79-1	40	52	22	397	99.3	
THUNDER	4-20	960:00	158-323	0.489	25-62	0.403	96-116	0.828	46	140/213/53.3	75	75-1	31	68	45	437	109.3	



# SAN ANTONIO SPURS

AT&T CENTER  
One AT&T Center  
San Antonio, TX 78219 • 210-444-5500

Gregg Popovich  
Head Coach



## DIRECTORY

**Chairman & CEO:** Peter M. Holt  
**President of Basketball Operations/Head Coach:**  
Gregg Popovich  
**President of Sports Franchises/General Manager:**  
R.C. Buford  
**Assistant Coaches:** Mike Budenholzer, Brett Brown, Ime Udoka, Chip Engelland, Chad Forcier  
**Head Athletic Trainer:** Will Sevensen  
**Director of Basketball Communications:** Tom James  
**Basketball Communications Manager:** Kris Davis  
**Basketball Communications Coordinator:** Mitch Heckart

## 2012-13 VS. SPURS (ALL TIMES CENTRAL)

11/1/12	Thursday	at San Antonio	8:30 p.m.
12/17/12	Monday	at Oklahoma City	7:00 p.m.
3/11/13	Monday	at San Antonio	7:30 p.m.
4/4/13	Thursday	at Oklahoma City	8:30 p.m.

## 2011-12 VS. SPURS

Date	Site	W/L	Score
1/8/12	OKC	W	108-96
2/4/12	San Antonio	L	96-107
3/16/12	OKC	L	105-114

## THUNDER VS. SPURS ALL-TIME

YEAR	TOTAL	YEAR	TOTAL
1976-77	1-3	1995-96	2-2
1977-78	2-2	1996-97	4-0
1978-79	2-2	1997-98	2-2
1979-80	1-1	1998-99	1-2
1980-81	2-3	1999-00	2-2
1981-82	1-4	2000-01	1-3
1982-83	4-1	2001-02	2-2
1983-84	3-2	2002-03	1-3
1984-85	1-4	2003-04	0-4
1985-86	3-2	2004-05	2-2
1986-87	4-1	2005-06	1-2
1987-88	2-3	2006-07	0-4
1988-89	4-0	2007-08	1-2
1989-90	1-3	2008-09	2-2
1990-91	1-3	2009-10	1-3
1991-92	1-3	2010-11	0-3
1992-93	1-3	2011-12	1-2
1993-94	4-0	<b>Totals</b>	<b>63-82</b>
1994-95	2-2		

## GENERAL INFORMATION

**Home Court:** AT&T Center (18,581)  
**Radio:** WOAI (1200 AM)  
Bill Schoening  
**Spanish Radio:** KCOR (1350 AM)  
Paul Castro  
**Television:** KENS, KMYS, FOX Sports Southwest  
Bill Land, Sean Elliott, Andrew Monaco  
**Team Colors:** Silver, Black, White

## LARGEST WINNING MARGIN

OKC: 38 4/18/01 at Seattle 105-67  
San Antonio: 41 3/25/07 at Seattle 79-120

## CURRENT STREAKS VS. SPURS

SITE	LAST WIN	SCORE	LAST LOSS	SCORE	STREAK
At Home	1/8/12	108-96	3/16/12	105-114	Lost 1
At San Antonio	11/14/09	101-98	2/4/12	96-107	Lost 4
Overall	1/8/12	108-96	3/16/12	105-114	Lost 2

## 2011-12 SEASON SERIES (1-2) OKLAHOMA CITY THUNDER VS. SAN ANTONIO

PLAYER	G-GS	MIN	FG-FGA	PCT	3FG-FGA	PCT	FT-FTA	PCT	OFF	DEF	TOT	AST	PF-DQ	STL	TO	BLK	PTS	AVG
Durant, K	3-3	106:48	22-47	0.468	3-11	0.273	21-23	0.913	0	28	28/9.3	14	8-0	4	12	6	68	22.7
Westbrook, R	3-3	100:18	26-58	0.448	3-10	0.300	12-13	0.923	4	9	13/4.3	17	3-0	4	7	0	67	22.3
Harden, J	3-0	84:54	19-32	0.594	5-12	0.417	15-20	0.750	1	13	14/4.7	11	5-0	3	7	0	58	19.3
Ikaka, S	3-3	74:42	13-26	0.500	0-0	0.000	6-12	0.500	8	14	22/7.3	1	9-0	0	3	11	32	10.7
Jackson, R	3-0	43:42	8-18	0.444	3-8	0.375	2-2	1.000	1	2	3/1.0	7	4-0	1	4	0	21	7.0
Sefolosha, T	2-2	52:52	11-20	0.550	4-10	0.400	3-5	0.600	3	10	13/3.3	3	3-0	3	3	14	10.0	10.0
Cook, D	2-1	57:49	4-14	0.286	4-13	0.308	1-2	0.500	1	5	6/3.0	1	3-0	3	0	2	13	6.5
Collison, N	3-0	63:14	7-10	0.700	0-0	0.000	0-0	0.000	4	18	18/6.0	3	9-0	1	4	1	14	4.7
Aldrich, C	2-0	09:49	4-4	1.000	0-0	0.000	0-0	0.000	1	1	2/1.0	1	0-0	0	1	1	8	4.0
Ivey, R	3-0	32:38	3-6	0.500	2-5	0.400	0-0	0.000	0	0	0/0.0	0	2-0	1	0	0	8	2.7
Hayward, L	3-0	28:32	1-5	0.200	0-3	0.000	2-4	0.500	0	4	4/1.3	0	3-0	0	0	1	4	1.3
Perkins, K	3-3	57:21	1-7	0.143	0-0	0.000	0-0	0.000	2	8	10/3.3	1	10-0	1	3	4	2	0.7
Mohammed, N	3-0	20:21	1-2	0.500	0-0	0.000	0-0	0.000	0	2	2/1.0	1	5-0	0	0	0	3	1.0
THURMOND	3-15	72:00	113-240	0.471	23-65	0.354	60-77	0.779	25	103	147/49.0	60	67-0	23	43	30	309	103.0
SPURS	3-15	72:00	117-259	0.452	28-54	0.519	56-75	0.733	36	101	159/53.3	67	62-0	25	40	17	317	105.7





# TORONTO RAPTORS

AIR CANADA CENTRE  
50 Bay Street, Suite 500  
Toronto, Canada M5J 2L2 • 416-815-5600

Dwane Casey  
Head Coach



## DIRECTORY

**Chairman of the Board:** Larry Tanenbaum  
**President & General Manager:** Bryan Colangelo  
**Head Coach:** Dwane Casey  
**Assistant Coaches:** Johnny Davis, Tom Sterner, Scott Roth, Micah Nori  
**Head Athletic Trainer:** Scott McCullough  
**Director, Media Relations:** Jim LaBumbard  
**Manager, Media Relations:** Roven Yau  
**Coordinator, Media Relations:** Phil Summers

**2012-13 VS. RAPTORS (ALL TIMES CENTRAL)**  
11/6/12 Tuesday at Oklahoma City 7:00 p.m.  
1/6/13 Sunday at Toronto 12:00p.m.

**2011-12 VS. RAPTORS**  
Date Site W/L Score  
4/8/12 OKC W 91-75

## GENERAL INFORMATION

**Home Court:** Air Canada Centre (19,800)  
**Radio:** Sportsnet Radio Sportsnet 590 The FAN  
Paul Jones, Eric Smith  
**Television:** TSN, TSN2, SportsNet, SportsNet One  
Matt Devlin, Leo Rautins, Jack Armstrong, Sherman Hamilton  
**Team Colors:** Red, Black, Silver

## LARGEST WINNING MARGIN

OKC: 44 1/15/97 at Seattle 122-78  
Toronto: 17 1/23/00 at Toronto 77-94

## CURRENT STREAKS VS. RAPTORS

SITE	LAST WIN	SCORE	LAST LOSS	SCORE	STREAK
At Home	4/8/12	91-75	3/20/11	93-95	Won 1
At Toronto	3/19/10	115-89	12/3/10	99-111	Lost 1
Overall	4/8/12	91-75	3/20/11	93-95	Won 1

## 2011-2012 SEASON SERIES (1-0) OKLAHOMA CITY THUNDER VS. TORONTO

PLAYER	G-GS	MIN	FG-FGA	PCT	3FG-FGA	PCT	FT-FTA	PCT	OFF	DEF	TOT	AST	PF-DQ	STL	TO	BLK	PTS	AVG
Westbrook, R	1-1	30:30	7-14	0.500	4-6	0.667	5-5	1.000	0	4	4/4	1	1-0	1	2	2	23	23.0
Durant, K	1-0	27:55	5-10	0.500	2-6	0.333	5-6	0.833	0	3	3/3	4	0-0	0	2	0	17	17.0
Harden, J	1-1	26:45	5-12	0.417	0-1	0.000	5-7	0.714	1	5	6/6	6	3-0	1	4	0	15	15.0
Ibaka, S	1-1	23:11	2-9	0.222	0-0	0.000	4-4	1.000	2	4	6/6	1	2-0	0	0	5	8	8.0
Perkins, K	1-0	18:57	3-8	0.375	2-7	0.286	0-0	0.000	0	2	2/2	0	1-0	1	0	0	8	8.0
Cook, D	1-0	22:05	2-8	0.250	2-3	0.667	1-2	0.500	0	1	1/1	1	3-0	0	2	0	7	7.0
Collison, N	1-0	21:42	3-5	0.600	0-0	0.000	0-0	0.000	7	2	9/9	4	3-0	3	2	1	6	6.0
Collison, N	1-1	24:15	2-3	0.667	0-0	0.000	1-2	0.500	0	5	5/5	0	2-0	0	2	1	5	5.0
Aldrich, C	1-0	02:54	1-1	1.000	0-0	0.000	0-0	0.000	0	1	1/1	0	0-0	0	0	0	2	2.0
Reid, R	1-1	29:18	0-1	0.000	0-0	0.000	0-0	0.000	1	3	4/4	0	1-0	0	2	1	0	0.0
Jackson, R	1-0	07:48	0-1	0.000	0-0	0.000	0-0	0.000	0	0	0/0	0	1-0	0	0	0	0	0.0
Hayward, L	1-0	02:54	0-0	0.000	0-0	0.000	0-0	0.000	0	1	1/1	0	0-0	0	0	0	0	0.0
Sefolosha, T	1-1	14:59	0-1	0.000	0-0	0.000	0-0	0.000	0	0	0/0	1	0-0	0	0	0	0	0.0
Ivey, R	1-0	01:46	0-0	0.000	0-0	0.000	0-0	0.000	0	0	0/0	1	0-0	0	0	0	0	0.0
THUNDER	1-5	240:00	30-72	0.417	10-23	0.435	21-26	0.808	11	31	48/48	18	17-0	6	16	11	91	91.0
RAPTORS	1-5	240:00	29-78	0.372	6-16	0.375	11-16	0.688	11	32	53/53	14	19-0	5	18	6	75	75.0

## 2011-2012 SEASON SERIES (0-1) TORONTO RAPTORS VS. OKLAHOMA CITY

PLAYER	G-GS	MIN	FG-FGA	PCT	3FG-FGA	PCT	FT-FTA	PCT	OFF	DEF	TOT	AST	PF-DQ	STL	TO	BLK	PTS	AVG
Calderon, J	1-1	35:34	8-12	0.667	3-4	0.750	0-0	0.000	0	2	2/2	0	2-0	2	2	0	19	19.0
DeRozan, D	1-1	37:48	6-22	0.273	0-1	0.000	4-4	1.000	1	2	3/3	4	0-0	0	1	0	16	16.0
Anderson, A	1-1	18:55	3-7	0.429	1-3	0.333	1-2	0.500	0	0	0/0	1	0-0	0	1	1	8	8.0
Forbes, G	1-0	15:09	3-5	0.600	2-3	0.667	0-2	0.000	0	1	1/1	0	0-0	1	1	0	8	8.0
Bargnani, A	1-1	13:26	1-3	0.333	0-0	0.000	0-6	0.000	1	4	5/5	0	0-0	0	0	1	7	7.0
Davis, E	1-0	19:54	3-4	0.750	0-0	0.000	0-0	0.000	3	1	4/4	0	0-0	0	3	0	6	6.0
Johnson, J	1-0	27:34	2-11	0.182	0-3	0.000	1-2	0.500	0	7	7/7	1	4-0	1	2	2	5	5.0
Gray, A	1-1	24:42	2-3	0.667	0-0	0.000	0-0	0.000	3	7	10/10	0	4-0	1	1	0	4	4.0
Johnson, A	1-0	15:11	1-2	0.500	0-0	0.000	0-0	0.000	1	3	4/4	0	3-0	0	3	2	2	2.0
Uzoah, B	1-0	12:26	0-3	0.000	0-0	0.000	0-0	0.000	0	1	1/1	2	1-0	1	1	0	0	0.0
Kleiza, L	1-0	10:27	0-3	0.000	0-2	0.000	0-0	0.000	0	2	2/2	0	1-0	0	1	0	0	0.0
Magloire, J	1-0	08:54	0-3	0.000	0-0	0.000	0-0	0.000	2	2	4/4	0	1-0	0	1	0	0	0.0
Dentmon, J	0-0	00:00	0-0	0.000	0-0	0.000	0-0	0.000	0	0	0/0	0	0-0	0	0	0	0	0.0
RAPTORS	1-5	240:00	29-78	0.372	6-16	0.375	11-16	0.688	11	32	53/53	14	19-0	5	18	6	75	75.0
THUNDER	1-5	240:00	30-72	0.417	10-23	0.435	21-26	0.808	11	31	48/48	18	17-0	6	16	11	91	91.0



# UTAH JAZZ

ENERGYSOLUTIONS ARENA  
310 W. South Temple  
Salt Lake City, UT 84101 • 801-325-2500

Tyrone Corbin  
Head Coach



## DIRECTORY

**Owner:** Gail Miller (The Utah Jazz is a part of Larry H. Miller Sports & Entertainment, a subsidiary of the Larry H. Miller Group of Companies)  
**Executive VP of Basketball Operations:** Kevin O'Connor  
**Head Coach:** Tyrone Corbin  
**Assistant Coaches:** Sidney Lowe, Jeff Hornacek, Michael Sanders  
**Head Athletic Trainer:** Gary Briggs  
**Senior Vice President, Communications:** Linda Luchetti  
**Director, Communications:** Jonathan Rinehart  
**Senior Manager, Communications:** Derek Garduño  
**Manager, Communications:** Hannah Lee

**2012-13 VS. JAZZ (ALL TIMES CENTRAL)**  
11/30/12 Friday at Oklahoma City 7:00 p.m.  
2/12/13 Tuesday at Utah 8:00 p.m.  
3/13/13 Wednesday at Oklahoma City 7:00 p.m.  
4/9/13 Tuesday at Utah 8:00 p.m.

## 2011-12 VS. JAZZ

Date	Site	W/L	Score
2/10/12	Utah	W	101-87
2/14/12	OKC	W	111-85
3/20/12	Utah	L	90-97

## THUNDER VS. JAZZ ALL-TIME

YEAR	TOTAL	YEAR	TOTAL
1974-75	3-1	1995-96	3-1
1975-76	3-1	1996-97	1-3
1976-77	3-1	1997-98	2-2
1977-78	2-2	1998-99	2-2
1978-79	3-0	1999-00	2-2
1979-80	5-1	2000-01	0-4
1980-81	4-1	2001-02	1-3
1981-82	5-0	2002-03	2-2
1982-83	5-0	2003-04	1-3
1983-84	1-4	2004-05	3-1
1984-85	3-2	2005-06	3-1
1985-86	2-3	2006-07	2-2
1986-87	3-2	2007-08	0-4
1987-88	1-4	2008-09	1-3
1988-89	3-1	2009-10	3-1
1989-90	1-3	2010-11	3-1
1990-91	1-3	2011-12	2-1
1991-92	3-1	<b>Totals</b>	<b>88-72</b>
1992-93	2-2	vs. New Orleans	14-5
1993-94	3-1	vs. Utah	74-65
1994-95	1-3		

## GENERAL INFORMATION

**Home Court:** EnergySolutions Arena (19,911)  
**Radio:** KZNS (1280 AM/95.7 FM "The Zone")  
David Locke, Ron Boone  
**Television:** ROOT Sports  
Craig Bolerjack, Matt Harpring  
**Team Colors:** Navy, Dark Yellow, Dark Green, Grey

## LARGEST WINNING MARGIN

OKC: 34 11/13/77 at Seattle 117-83  
Utah: 36 11/26/86 at Utah 91-127

## CURRENT STREAKS VS. JAZZ

SITE	LAST WIN	SCORE	LAST LOSS	SCORE	STREAK
At Home	2/14/12	111-85	10/31/10	99-120	Won 2
At Utah	2/10/12	101-87	3/20/12	90-97	Lost 1
Overall	2/14/12	111-85	3/20/12	90-97	Lost 1

## 2011-2012 SEASON SERIES (2-1) OKLAHOMA CITY THUNDER VS. UTAH

PLAYER	G-GS	MIN	FG-FGA	PCT	3FG-FGA	PCT	FT-FTA	PCT	OFF	DEF	TOT	AST	PF-DQ	STL	TO	BLK	PTS	AVG	
Westbrook, R	3-3	91:56	24-42	0.571	4-9	0.444	15-19	0.789	4	11	15/5	0	8	7-0	5	11	0	67	22.3
Durant, K	3-3	106:20	20-46	0.435	2-7	0.286	16-17	0.941	0	17	17/5	5	6-0	3	11	3	58	19.3	
Harden, J	3-0	97:20	13-28	0.464	7-13	0.538	17-22	0.773	3	10	13/4	9	9-0	2	10	0	50	16.7	
Ibaka, S	3-3	89:36	18-28	0.643	0-0	0.000	9-17	0.529	13	18	31/3	3	7-0	0	5	12	45	15.0	
Perkins, K	3-3	82:05	4-10	0.400	0-0	0.000	8-10	0.800	7	18	25/8	9	11-0	1	2	3	16	5.3	
Cook, D	3-2	58:16	6-21	0.286	4-17	0.235	0-0	0.000	0	4	4/3	0	5-0	4	1	1	16	5.3	
Mohammed, N	3-0	45:16	6-12	0.500	0-0	0.000	2-2	1.000	3	3	6/2	0	1-0	1	2	3	14	4.7	
Collison, N	3-0	59:31	6-8	0.750	0-0	0.000	1-2	0.500	3	7	10/3	3	8-0	4	3	0	13	4.3	
Aldrich, C	1-0	05:11	2-4	0.500	0-0	0.000	0-0	0.000	2	2	4/4	0	1-0	0	0	0	4	4.0	
Reid, R	1-0	03:51	2-2	1.000	0-0	0.000	0-0	0.000	1	0	1/1	0	0-0	0	1	0	4	4.0	
Jackson, R	3-0	52:04	4-15	0.267	0-6	0.000	2-4	0.500	2	5	7/2	11	1-0	3	2	1	10	3.3	
Hayward, L	1-0	05:11	1-2	0.500	0-0	0.000	0-0	0.000	0	1	1/1	0	1-0	0	0	0	2	2.0	
Sefolosha, T	1-1	14:59	0-1	0.000	0-0	0.000	1-2	0.500	0	1	1/1	0	1-0	1	1	0	1	1.0	
Ivey, R	2-0	08:24	1-3	0.333	0-1	0.000	0-1	0.000	1	0	1/0	1	1-0	0	0	0	2	1.0	
THUNDER	3-15	720:00	107-222	0.482	17-53	0.321	71-96	0.740	39	97	157/52	51	65-0	24	52	23	302	100.7	
JAZZ	3-15	720:00	108-250	0.432	11-32	0.344	42-59	0.712	37	80	142/47	63	63-1	23	43	13	269	89.7	

## 2011-2012 SEASON SERIES (1-2) UTAH JAZZ VS. OKLAHOMA CITY

PLAYER	G-GS	MIN	FG-FGA	PCT	3FG-FGA	PCT	FT-FTA	PCT	OFF	DEF	TOT	AST	PF-DQ	STL	TO	BLK	PTS	AVG
Jefferson, A	3-3	92:08	22-52	0.423	0-0	0.000	7-8	0.875	4	15	19/6	8	7-0	1	2	3	51	17.0
Milliss, P.	3-3	90:55	18-40	0.450	0-0	0.000	4-6	0.667	6	16	22/7	9	9-0	3	1	0	40	13.3
Belis, D.	2-2	54:38	7-11	0.636	4-6	0.667	5-5	1.000	0	3	3/15	2	2-0	1	1	0	23	11.5
Harris, R.	3-0	73:10	13-22	0.591	0-0	0.000	3	5/7	0	3	3/10	0	12-3	0	1	0	32	7.7
Favors, D.	3-0	52:49	8-15	0.533	0-0	0.000	10-17	0.588	5	7	12/4	0	2-0	3	4	4	26	8.7
Hayward, G	3-3	80:34	9-26	0.346	1-4	0.250	5-6	0.833	7	5	12/4	0	7-6	5	6	3	24	8.0
Miles, C.	3-1	63:29	9-24	0.375	1-4	0.250	2-2	1.000	3	6	9/3	5	7-0	5	5	0	21	7.0
Burks, A.	2-0	44:04	4-15	0.267	0-1	0.000	4-6	0.667	2	3	5/25	2	2-0	1	5	1	12	6.0
Tinsley, J	3-0	23:12	5-5	0.620	0-0	0.000	0-0	0.000	0	2	2/0	0	4-0	0	0	0	11	5.5
Kanter, E.	3-0	45:56	6-12	0.500	0-0	0.000	2-3	0.667	8	8	16/5	1	4-0	0	4	0	14	4.0
Howard, J	2-0	34:08	4-15	0.267	0-4	0.000	0-0	0.000	1	8	9/45	0	3-0	1	2	0	8	4.0
Watson, E	2-0	47:15	2-8	0.250	0-4	0.000	0-0	0.000	1	2	3/15	12	4-0	1	3	0	4	2.0
Carroll, D	1-0	11:30	1-2	0.500	0-0	0.000	0-0	0.000	0	1	1/10	0	2-0	0	0	0	2	2.0
Evans, J.	1-0	06:12	0-0	0.000	0-0	0.000	0-0	0.000	0	1	1/1	0	0-0	0	0	0	1	1.0
JACKSON, J.	3-15	720:00	108-250	0.432	11-32	0.344	42-59	0.712	37	801/427	3	63	63-1	23	43	13	269	89.7
THUNDER	3-15	720:00	107-222	0.482	17-53	0.321	71-96	0.740	39	917/527	53	51	65-0	24	52	23	302	100.7





# WASHINGTON WIZARDS

VERIZON CENTER

601 F Street NW

Washington, DC 20004 • 202-661-5000

Randy Wittman  
Head Coach



## DIRECTORY

**Majority Owner:** Ted Leonsis

**President:** Ernie Grunfeld

**Head Coach:** Randy Wittman

**Assistant Coaches:** Don Newman, Don Zierden,

Sam Cassell, Jerry Sichting, Ryan Saunders, Gene Banks

**Head Athletic Trainer:** Eric Waters

**Senior Director, Communications:** Scott Hall

**Director, Communications:** Patrick Rees

**Communications Manager:** Daren Jenkins

## 2012-13 VS. WIZARDS (ALL TIMES CENTRAL)

1/7/13	Monday	at Washington	6:00 p.m.
3/27/13	Wednesday	at Oklahoma City	7:00 p.m.

## 2011-12 VS. WIZARDS

Date	Site	W/L	Score
1/18/12	Washington	L	102-105

## THUNDER VS. WIZARDS ALL-TIME

YEAR	TOTAL	YEAR	TOTAL
1967-68	2-5	1990-91	2-0
1968-69	2-4	1991-92	2-0
1969-70	4-2	1992-93	2-0
1970-71	2-3	1993-94	2-0
1971-72	3-2	1994-95	2-0
1972-73	0-4	1995-96	1-1
1973-74	2-2	1996-97	2-0
1974-75	1-3	1997-98	1-1
1975-76	1-3	1998-99	0-1
1976-77	3-1	1999-00	2-0
1977-78	1-3	2000-01	2-0
1978-79	2-2	2001-02	1-1
1979-80	1-1	2002-03	1-1
1980-81	1-1	2003-04	1-1
1981-82	1-1	2004-05	0-2
1982-83	1-1	2005-06	1-1
1983-84	1-1	2006-07	0-2
1984-85	2-0	2007-08	0-2
1985-86	1-1	2008-09	1-1
1986-87	1-1	2009-10	2-0
1987-88	2-0	2010-11	2-0
1988-89	1-1	2011-12	0-1
1989-90	2-0	Totals	64-57

## GENERAL INFORMATION

**Home Court:** Verizon Center (20,278)

**Radio:** 106.7 The Fan

**Dave Johnson, Glenn Consor**

**Television:** Comcast SportsNet

**Steve Buchhantz, Phil Chenier, Chris Miller**

**Team Colors:** Red, White and Blue

## LARGEST WINNING MARGIN

OKC:	29	10/25/78	at Seattle	121-92
	29	2/15/00	at Seattle	114-85
Washington:	41	11/11/05	at Washington	96-137

## CURRENT STREAKS VS. WIZARDS

SITE	LAST WIN	SCORE	LAST LOSS	SCORE	STREAK
At Home	1/28/11	124-117 (2OT)	3/26/08	99-104	Won 3
At Washington	3/14/11	116-89	1/18/12	102-105	Lost 1
Overall	3/14/11	116-89	1/18/12	102-105	Lost 1

## 2011-2012 SEASON SERIES (0-1) OKLAHOMA CITY THUNDER VS. WASHINGTON

PLAYER	G-GS	MIN	FG-FGA	PCT	3FG-FGA	PCT	FT-FTA	PCT	OFF	DEF	TOT	AST	PF-DQ	STL	TO	BLK	PTS	AVG
Westbrook, R	1-1	38:18	14-26	0.538	0-2	0.000	8-9	0.889	1	4	5/5/0	7	5-0	1	3	0	36	36.0
Durant, K	1-1	39:01	11-24	0.458	2-10	0.200	9-9	1.000	0	8	8/8/0	2	4-0	3	7	2	33	33.0
Harden, J	1-0	28:29	3-8	0.375	1-3	0.333	6-10	0.600	1	2	3/3/0	0	3-0	1	4	0	13	13.0
Ibaka, S	1-1	32:18	3-5	0.600	0-0	0.000	0-0	0.000	0	9	10/10/0	0	4-0	1	3	2	6	6.0
Collison, N	1-0	21:07	3-5	0.600	0-0	0.000	0-0	0.000	0	3	3/3/0	1	3-0	0	0	0	6	6.0
Mohammed, N	1-0	11:43	1-2	0.500	0-1	0.000	1-2	0.500	0	1	1/1/0	0	2-0	2	0	1	3	3.0
Cook, D	1-0	10:51	1-2	0.500	1-2	0.500	0-0	0.000	0	1	1/1/0	0	1-0	0	0	0	3	3.0
Sefolosha, T	1-1	20:12	1-3	0.333	0-1	0.000	0-0	0.000	1	3	4/4/0	1	3-0	1	1	1	2	2.0
Perkins, K	1-1	28:18	0-0	0.000	0-0	0.000	0-0	0.000	0	5	5/5/0	1	3-0	0	3	1	0	0.0
Jackson, R	1-0	08:42	0-2	0.000	0-0	0.000	0-0	0.000	2	1	3/3/0	3	3-0	0	0	0	0	0.0
Aldrich, C	0-0	00:00	0-0	0.000	0-0	0.000	0-0	0.000	0	0	0/0/0	0	0-0	0	0	0	0	0.0
Hayward, L	0-0	00:00	0-0	0.000	0-0	0.000	0-0	0.000	0	0	0/0/0	0	0-0	0	0	0	0	0.0
Ivey, R	0-0	00:00	0-0	0.000	0-0	0.000	0-0	0.000	0	0	0/0/0	0	0-0	0	0	0	0	0.0
THUNDER	1-5	240:00	37-77	0.481	4-19	0.211	24-30	0.800	6	37	46/46/0	15	31-0	9	21	7	102	102.0
WIZARDS	1-5	240:00	33-86	0.384	8-21	0.381	31-43	0.721	19	33	65/65/0	18	23-0	10	18	7	105	105.0

## 2011-2012 SEASON SERIES (1-0) WASHINGTON WIZARDS VS. OKLAHOMA CITY

PLAYER	G-GS	MIN	FG-FGA	PCT	3FG-FGA	PCT	FT-FTA	PCT	OFF	DEF	TOT	AST	PF-DQ	STL	TO	BLK	PTS	AVG
Wall, J	1-1	44:34	6-17	0.353	0-0	0.000	13-14	0.929	1	6	7/7/0	8	2-0	0	3	0	25	25.0
Young, N	1-1	34:04	6-17	0.353	5-10	0.500	7-10	0.700	1	3	4/4/0	2	4-0	0	1	1	24	24.0
Crawford, J	1-0	24:00	4-10	0.400	1-5	0.200	9-11	0.818	2	4	6/6/0	2	3-0	1	4	0	18	18.0
Blatche, A	1-1	34:03	5-12	0.417	1-1	1.000	1-2	0.500	3	7	10/10/0	4	3-0	2	4	1	12	12.0
McGee, J	1-1	26:30	3-7	0.429	0-0	0.000	1-6	0.167	6	5	11/11/0	0	2-0	2	2	1	7	7.0
Lewis, R	1-0	25:19	3-8	0.375	1-3	0.333	0-0	0.000	1	3	4/4/0	2	1-0	1	0	1	7	7.0
Vesely, J	1-0	19:01	2-6	0.333	0-0	0.000	2-3	0.667	0	3	3/3/0	0	2-0	1	2	1	6	6.0
Booker, T	1-0	15:45	2-3	0.667	0-0	0.000	0-0	0.000	2	2	4/4/0	0	4-0	2	2	1	4	4.0
Singleton, C	1-1	13:12	1-4	0.250	0-1	0.000	0-0	0.000	0	2	2/2/0	0	2-0	1	0	1	2	2.0
Mack, S	1-0	03:15	0-1	0.000	0-0	0.000	0-0	0.000	0	1	1/1/0	0	0-0	0	0	0	0	0.0
Mason Jr., R	1-0	00:17	0-1	0.000	0-1	0.000	0-0	0.000	0	0	0/0/0	0	0-0	0	0	0	0	0.0
Seraphin, K	0-0	00:00	0-0	0.000	0-0	0.000	0-0	0.000	0	0	0/0/0	0	0-0	0	0	0	0	0.0
Evans, M	0-0	00:00	0-0	0.000	0-0	0.000	0-0	0.000	0	0	0/0/0	0	0-0	0	0	0	0	0.0
WIZARDS	1-5	240:00	33-86	0.384	8-21	0.381	31-43	0.721	19	33	65/65/0	18	23-0	10	18	7	105	105.0
THUNDER	1-5	240:00	37-77	0.481	4-19	0.211	24-30	0.800	6	37	46/46/0	15	31-0	9	21	7	102	102.0

## MEDIA INFORMATION







## THUNDER BROADCASTERS



### BRIAN DAVIS

#### TELEVISION PLAY-BY-PLAY ANNOUNCER

Brian Davis is in his fifth season as the television voice of the Thunder on Fox Sports Oklahoma. He and analyst Grant Long are part of a broadcast team that won regional Emmy awards for game broadcasts in 2009 and 2010. Davis joined the Thunder in 2008 after serving as host and sideline reporter for Seattle Supersonics' broadcasts on FSN Northwest.

An NBA veteran, Davis regularly covered the Chicago Bulls during the Michael Jordan era and became a contributor to NBA Radio, hosting game broadcasts and working the sidelines during the playoffs. He later hosted Bulls broadcasts on FSN Chicago and occasionally called Sonics games in Seattle. He has an extensive college play-by-play resume, including the Big Ten, Big 12, Pac-12, Conference USA and the Mid-American Conference.

Davis has called games at the professional level in three other sports: football, as radio voice of the Seattle Seahawks; hockey, in a reserve role with Chicago Blackhawks; and soccer, with Major League Soccer's Chicago Fire. He also worked as pre-season play-by-play announcer for the NFL's Arizona Cardinals.

As a sports anchor for CBS Radio and its Chicago all-news affiliate, Davis covered major events including the Olympics, NBA Finals and Stanley Cup Finals. His college football resume includes play-by-play in the Big 12, SEC, Big Ten, Pac-10 and MAC. He still handles national radio assignments for Westwood One. An accomplished interviewer and talk show host, he has won several professional awards, including one for investigative journalism during his days as a news reporter in Chicago.

Davis holds a journalism degree from Northwestern University. He and his wife, Judy, have two children and make their home in the Oklahoma City area.



### GRANT LONG

#### TV ANALYST

Grant Long begins his fifth season with the Oklahoma City Thunder as the team's television analyst. Long was the color analyst with the NBA's Atlanta Hawks broadcast team for two years and served as an analyst with Turner Broadcasting & FOX Network. He was the Hawks' color analyst during the 2003-04 season.

The Eastern Michigan alum spent 14 seasons as a player in the NBA after being drafted 33rd overall in the 1988 NBA Draft by the Miami Heat. He also played for Atlanta, Detroit, Vancouver/Memphis and Boston.

Long recently completed his first book titled "Driving Lessons," a composition of short stories and words of empowerment.



### LESLEY MCCASLIN

#### COURTSIDE TV/WEB REPORTER

Lesley McCaslin joins play-by-play announcer Brian Davis, analyst Grant Long and radio announcer Matt Pinto on the Thunder Broadcast team.

McCaslin comes to the Thunder from Dallas where she has worked as an anchor and reporter on FOX Sports Southwest, covering the Dallas Mavericks, Texas Rangers, and Big 12 and Conference USA football. Her career also includes Texas high school football broadcasts and local TV sports reporting in Texas markets Austin and Abilene. She grew up in west Texas and graduated from the University of Texas at Austin.

As host and courtside/web reporter, McCaslin anchors the team's pregame show Thunder Live, provides courtside reports during the game broadcasts and is a frequent video contributor to the team website, THUNDER.NBA.COM, covering Thunder Basketball and community events. She hosts the weekly Thunder Insider show, which appears on FOX Sports Oklahoma, THUNDER.NBA.COM, NewsOK.com and TheSportsAnimal.com.



## THUNDER BROADCASTERS



### MATT PINTO

#### RADIO PLAY-BY-PLAY ANNOUNCER

Veteran NBA play-by-play announcer Matt Pinto begins his fifth season as the radio voice of the Thunder. He will call all 82 regular-season games on the team's flagship station, WWLS The Sports Animal (640 AM/98.1 FM) and the Thunder Radio Network.

Pinto joined the franchise in 2008 and served as play-by-play announcer for one season in Seattle. Prior to joining the franchise, Pinto was in Los Angeles where he has served as the radio voice of the NBA's Clippers for two seasons. From 1997-2005, Pinto was on the Dallas Mavericks' broadcast team, serving as the radio play-by-play voice from 1997-2001 and the television voice from 2001-2005. While in Dallas, Pinto also worked as a talk show host for KESN Radio and was the play-by-play announcer of the NCAA Division IAA regional game of the week for The Football Network. In 1997, Pinto was named best play-by-play announcer for the state of Texas by the Associated Press.

From 1990-1997, Pinto was the radio play-by-play voice of the NBA's Charlotte Hornets. Pinto was also the television play-by-play voice of UN C-Charlotte basketball games and was an occasional host of ESPN national sports talk shows and the play-by-play voice of Westwood One college basketball.

Before joining the NBA ranks, Pinto worked in the sports broadcasting field in Honolulu, Boston, Los Angeles and Amarillo, Texas.

Pinto is blessed to have four wonderful children...Tamara (29), Daryl (27), Nash (4) and Gabriela (1).



### ELENO ORNELAS

#### SPANISH RADIO PLAY-BY-PLAY ANNOUNCER

Eleno Ornelas begins his fourth season as the Thunder's Spanish radio play-by-play announcer of Thunder home games on La Indomable (WKY 930 AM). Eleno also serves as the Texas Rangers Coordinator of Spanish Broadcasting and play-by-play announcer for all Rangers Spanish radio broadcasts. Ornelas joined the Rangers Spanish radio broadcast team in 2000.

He did both play-by-play and analysis before becoming the full-time play-by-play announcer in 2003. In addition to the Rangers, Ornelas was play-by-play for the Dallas Mavericks and Texas Rangers. Ornelas is a native of Juarez, Mexico and was a professional baseball announcer in that country before coming to Texas. He has an extensive background as an administrator in the Mexican amateur baseball leagues in North Texas, serving as President of the Dallas League from 1993-98.

#### 2012-13 OKLAHOMA CITY THUNDER RADIO NETWORK

Flagship: WWLS	(98.1 FM) The Sports Animal Oklahoma City, OK
KQTZ	(105.9 FM) Altus/Hobart, OK
KADS	(1240 AM) Elk City, OK
KCRC	(1390 AM) Enid, OK
KXCA	(1380 AM) Lawton, OK
KBIX	(1490 AM) Muskogee, OK
KWPN	(ESPN 640 AM) Oklahoma City, OK
WKY	(930 AM) LaIndomable (Spanish, home games only) Oklahoma City, OK
KYAL	(97.1 FM) The Sports Animal Tulsa, OK
KYAL	(1550 AM) Tulsa, OK
KITO	(96.1 FM) Vinita, OK
KGND	(1470 AM) Vinita, OK
KSIW	(1450 AM) Woodward, OK





## BASKETBALL COMMUNICATIONS STAFF



### MATT TUMBLESON

#### DIRECTOR OF BASKETBALL COMMUNICATIONS

Matt Tumbleson begins his second season as the Thunder's Director of Basketball Communications. Tumbleson and the Basketball Communications staff are responsible for promoting the endeavors of the Thunder players, coaches and front office staff both on and off the court. He is also responsible for managing the day-to-day requests from local, national and international media.

Prior to joining the Thunder, Tumbleson served three-plus years as the primary media contact for the Memphis Grizzlies for all business operations, FedExForum and team content away from the court. During the 2010-11 season, Tumbleson took over all team on-court communications initiatives in addition to his previous responsibilities as the Senior Manager of Communications and Publications. Before his stint in Memphis, the Buda native worked on the team side of communications for the New Jersey Nets and San Antonio Spurs. During the 2005-06 season, Tumbleson worked for both the Spurs media relations and basketball operations department.

Matt and his wife Christina welcomed son Teddy to the Thunder family just prior to the start of the 2012-13 season. They currently live in Edmond.



### MICHAEL RAVINA

#### MANAGER OF BASKETBALL COMMUNICATIONS

Michael Ravina enters his fifth season with the club as Manager of Basketball Communications. The San Rafael, CA native came to Oklahoma City after spending the previous three seasons with the Golden State Warriors Public Relations department.

In his current role, Ravina will serve as a liaison between the Thunder and local, national and international media, assist in the teams credentialing process, author game-notes as well as share duties associated with team travel.

Ravina is a 2005 graduate of Syracuse University with a degree in Communications and Rhetorical Studies and a minor in Spanish Language, Literature and Linguistics.



### JOHN READ

#### MANAGER OF BASKETBALL COMMUNICATIONS

John Read enters his fourth full season with the Oklahoma City Thunder after joining the organization in March of 2009. The Mission Viejo, CA native is a 2006 graduate of Loyola Marymount University with a degree in Business Finance.

Read joined the Thunder after starting the 2008-09 NBA season with the Dallas Mavericks front office. His NBA experience dates back to 2004 when he began working as an intern with the Los Angeles Lakers Public Relations Department.

## MEDIA INFORMATION



The following information has been established to assist in your coverage of the Oklahoma City Thunder and to provide a professional working environment for all members of the media.

### PR HOTLINE 405-208-4801

The Oklahoma City Thunder PR Hotline is updated daily with practice times, shoot-around times and media availability times.

**CHESAPEAKE ENERGY ARENA** is located in downtown Oklahoma City at the corner of Reno Avenue and Robinson Avenue. Chesapeake Energy Arena sits in the heart of a downtown renaissance, just steps away from the Cox Convention Center, as well as hotels, restaurants and entertainment venues in downtown Oklahoma City and Bricktown.

**PARKING** is available on a limited basis and can be requested by calling the Basketball Communications Department. Please confirm your credential and parking spot prior to arriving at the game. Media parking is located in the Cox Convention Center parking garage located just north of the Chesapeake Energy Arena. Media with confirmed parking should enter the Cox Center parking garage off Robinson street just north of Reno.

**TELEPHONES** are provided in the media workroom and, on a limited basis, courtside. A request for a dedicated phone line can be made by calling the public relations department 24 hours prior to tip-off.

**MEDIA SEATING** is located on the scorer's table, the second row scorer's table, section 116 and section 103. Media seats will be assigned by the Basketball Communications department and we ask that you please do not switch assigned seats without prior approval from the Basketball Communications department. Seating charts can be found in the media workroom.

**MEDIA DINING** is provided to working media and will be served in the media dining area 2.5 hours prior to tip-off on game day.

**PHOTOGRAPHERS** can find photo charts with their assigned spots in the media workroom. All lanes are assigned and photographers cannot switch assigned lanes without approval from a member of the public relations department. Please be considerate of fans seated directly behind you. For the safety of players, and in accordance with league rules, rubber lenses must be used and photographers are not allowed on the floor at anytime during the game. Remote cameras and tripods are not allowed on the floor. Use of a flash bulb is prohibited. **PHOTOGRAPHERS ARE PROHIBITED TO SHOOT FROM THE GRANDSTAND AREA WITHOUT PRIOR APPROVAL FROM THE PUBLIC RELATIONS DEPARTMENT.**

**INTERVIEW REQUESTS** requiring special accommodations should be made in advance by contacting the public relations department. For player and coach interview requests, please contact Matt Tumbleson at [mtumbleson@thunder-nba.com](mailto:mtumbleson@thunder-nba.com).

**GAME NOTES AND STATISTICS** are available in the media room two hours before each game, during the game and after the game. Statistics are distributed to the media seating areas after each quarter. Statisticians for radio and television broadcasts can be arranged by contacting the basketball communications department.





## MEDIA INFORMATION

### MEDIA COVERING THE THUNDER



**DARNELL MAYBERRY**  
THE OKLAHOMAN



**JOHN ROHDE**  
THE OKLAHOMAN



**BERRY TRAMEL**  
THE OKLAHOMAN



**JENNI CARLSON**  
THE OKLAHOMAN



**RANDY RENNER**  
NBA.COM



**JEFF LATZKE**  
ASSOCIATED PRESS



**BOB BARRY JR.**  
KFOR-TV



**DEAN BLEVINS**  
KWTU-TV



**BOB IRZYK**  
KOCO-TV



**MYRON PATTON**  
KOKH-TV



**ABIGAIL OGLE**  
KSBI-TV



**ROYCE YOUNG**  
DAILYTHUNDER.COM



### INTEGRIS Health Thunder Development Center

The Oklahoma City Thunder recently transitioned to the INTEGRIS Health Thunder Development Center just prior to the start of the 2011-12 season. The 53,000 square foot state-of-the-art practice facility features two full-sized basketball courts, a 27-seat team classroom and a hydrotherapy area which was designed to benefit the Thunder's medical and training staff in the prevention and rehabilitation of injuries.

Funding for the construction of the practice facility and renovations to the team's Chesapeake Energy Arena comes from a one-cent sales tax approved by Oklahoma City voters on March 4, 2008. The 15-month tax took effect on

January 1, 2009 and ran through March 31, 2010. As part of the lease agreement, the Thunder will make an annual rent payment to the City of Oklahoma City.

During the groundbreaking ceremony in August of 2009, Oklahoma City Mayor Mick Cornett commented, "Having the Thunder in Oklahoma City has been a tremendous sense of pride for our community. When the citizens of Oklahoma City passed the Big League City

initiative to renovate the city's downtown arena and build an NBA-leading practice facility, we all looked forward to this day."

INTEGRIS Health is the official health care provider of the Oklahoma City Thunder.





# THUNDER TV SCHEDULE



## ALL TIMES CENTRAL

1	Thursday	NOV 1	8:30 @ San Antonio	TNT	42	Tuesday	JAN 22	9:30 @ LA Clippers	FOX OK
2	Friday	NOV 2	7:00 Portland	FOX OK	43	Wednesday	JAN 23	9:30 @ Golden State	FOX OK
3	Sunday	NOV 4	6:00 Atlanta	FOX OK	44	Friday	JAN 25	9:00 @ Sacramento	FOX OK
4	Tuesday	NOV 6	7:00 Toronto	FOX OK	45	Sunday	JAN 27	2:30 @ LA Lakers	ABC
5	Thursday	NOV 8	7:00 @ Chicago	TNT	46	Thursday	JAN 31	7:00 Memphis	FOX OK
6	Friday	NOV 9	7:00 Detroit	FOX OK	47	Saturday	FEB 2	6:30 @ Cleveland	FOX OK
7	Sunday	NOV 11	6:00 Cleveland	FOX OK	48	Monday	FEB 4	7:00 Dallas	FOX OK
8	Monday	NOV 12	6:30 @ Detroit	FOX OK	49	Wednesday	FEB 6	7:00 Golden State	FOX OK
9	Wednesday	NOV 14	7:00 Memphis	FOX OK	50	Friday	FEB 8	7:00 Phoenix	FOX OK
10	Friday	NOV 16	7:00 @ New Orleans	FOX OK	51	Sunday	FEB 10	7:00 @ Phoenix	FOX OK
11	Sunday	NOV 18	6:00 Golden State	FOX OK	52	Tuesday	FEB 12	8:00 @ Utah	FOX OK
12	Wednesday	NOV 21	6:30 LA Clippers	FOX OK	53	Thursday	FEB 14	7:00 Miami	TNT
13	Friday	NOV 23	6:30 @ Boston	FOX OK	54	Wednesday	FEB 20	7:00 @ Houston	FOX OK
14	Saturday	NOV 24	6:00 @ Philadelphia	FOX OK	55	Friday	FEB 22	7:00 Minnesota	FOX OK
15	Monday	NOV 26	7:00 Charlotte	FOX OK	56	Sunday	FEB 24	8:30 Chicago	FOX OK
16	Wednesday	NOV 28	7:00 Houston	FOX OK	57	Wednesday	FEB 27	7:00 New Orleans	FOX OK
17	Friday	NOV 30	7:00 Utah	FOX OK	58	Friday	MAR 1	9:30 @ Denver	FOX OK
18	Saturday	DEC 1	7:00 @ New Orleans	FOX OK	59	Sunday	MAR 3	2:30 @ LA Clippers	FOX OK
19	Tuesday	DEC 4	6:30 @ Brooklyn	FOX OK	60	Tuesday	MAR 5	8:30 LA Lakers	TNT
20	Friday	DEC 7	8:30 LA Lakers	FOX OK	61	Thursday	MAR 7	7:00 @ New York	TNT
21	Sunday	DEC 9	6:00 Indiana	FOX OK	62	Friday	MAR 8	6:00 @ Charlotte	FOX OK
22	Wednesday	DEC 12	7:00 New Orleans	FOX OK	63	Sunday	MAR 10	12:00 Boston	ABC
23	Friday	DEC 14	7:00 Sacramento	FOX OK	64	Monday	MAR 11	7:30 @ San Antonio	FOX OK
24	Monday	DEC 17	7:00 San Antonio	FOX OK	65	Wednesday	MAR 13	7:00 Utah	FOX OK
25	Wednesday	DEC 19	6:30 @ Atlanta	FOX OK	66	Friday	MAR 15	7:00 Orlando	FOX OK
26	Thursday	DEC 20	6:00 @ Minnesota	FOX OK	67	Sunday	MAR 17	6:30 @ Dallas	FOX OK
27	Tuesday	DEC 25	4:30 @ Miami	ABC	68	Tuesday	MAR 19	7:00 Denver	FOX OK
28	Thursday	DEC 27	7:00 Dallas	TNT	69	Wednesday	MAR 20	7:00 @ Memphis	FOX OK
29	Saturday	DEC 29	7:00 @ Houston	FOX OK	70	Friday	MAR 22	6:00 @ Orlando	FOX OK
30	Monday	DEC 31	7:00 Phoenix	FOX OK	71	Sunday	MAR 24	6:00 Portland	FOX OK
31	Wednesday	JAN 2	7:00 Brooklyn	FOX OK	72	Wednesday	MAR 27	7:00 Washington	FOX OK
32	Friday	JAN 4	7:00 Philadelphia	FOX OK	73	Friday	MAR 29	7:00 @ Minnesota	FOX OK
33	Sunday	JAN 6	12:00 @ Toronto	FOX OK	74	Saturday	MAR 30	7:30 @ Milwaukee	FOX OK
34	Monday	JAN 7	6:00 @ Washington	FOX OK	75	Thursday	APR 4	8:30 San Antonio	TNT
35	Wednesday	JAN 9	7:00 Minnesota	FOX OK	76	Friday	APR 5	7:00 @ Indiana	FOX OK
36	Friday	JAN 11	9:30 @ LA Lakers	FOX OK	77	Sunday	APR 7	12:00 New York	ABC
37	Sunday	JAN 13	8:00 @ Portland	FOX OK	78	Tuesday	APR 9	8:00 @ Utah	FOX OK
38	Monday	JAN 14	8:00 @ Phoenix	FOX OK	79	Thursday	APR 11	9:30 @ Golden State	FOX OK
39	Wednesday	JAN 16	7:00 Denver	FOX OK	80	Friday	APR 12	9:00 @ Portland	FOX OK
40	Friday	JAN 18	8:30 @ Dallas	TNT	81	Monday	APR 15	7:00 Sacramento	FOX OK
41	Sunday	JAN 20	7:00 @ Denver	FOX OK	82	Wednesday	APR 17	7:00 Milwaukee	FOX OK



OKLAHOMA