

2015



2016

THUNDER



MEDIA GUIDE

2015



2016

All times Central and subject to change. All home games at Chesapeake Energy Arena.

OCTOBER / NOVEMBER

SUN	MON	TUE	WED	THU	FRI	SAT
25	26	27	28 FSO	29	30 FSO	31
1 FSO	2 FSO	3	4 FSO	5 TNT	6	7
DEN	HOU		TOR	CHI		
8 FSO	9	10 FSO	11	12	13 FSO	14
PHX		WAS		PHI		
15	16 FSO	17	18 FSO	19	20 FSO	21
BOS	MEM		NOP		NYK	
22 FSO	23 FSO	24	25 FSO	26	27 FSO	28
DAL	UTA		BKN		DET	
29	30 FSO					
	ATL					

DECEMBER

SUN	MON	TUE	WED	THU	FRI	SAT
		1	2	3 FSO	4	5
6 FSO	7	8 FSO	9	10 FSO	11 FSO	12
SAC		MEM		ATL	UTA	
13 FSO	14	15	16 FSO	17 TNT	18	19 FSO
UTA			POR	CLE		LAL
20	21 FSO	22	23 FSO	24	25 ABC	26
	LAC		LAL		CHI	
27 FSO	28	29 FSO	30	31 FSO		
DEN		MIL		PHX		

JANUARY

SUN	MON	TUE	WED	THU	FRI	SAT
				1	2 FSO	
					CHA	
3	4 FSO	5	6 FSO	7	8 FSO	9
	SAC		MEM		LAL	
10 FSO	11	12 FSO	13	14	15	16
POR		MIN	DAL		MIN	
17 FSO	18	19 FSO	20	21	22 FSO	23
MIA		DEN	CHA		DAL	
24 FSO	25	26 FSO	27	28	29 FSO	30
BKN		NYK	MIN		HOU	
31						

FEBRUARY

SUN	MON	TUE	WED	THU	FRI	SAT
	1 FSO	2	3 FSO	4	5	6 FSO
	WAS		ORL			GSW
7	8 FSO	9	10	11 TNT	12	13
	PHX			NOP		
14	15	16	17	18	19 FSO	20
					IND	
21 ABC	22	23	24 FSO	25 FSO	26	27 ABC
CLE			DAL	NOP		GSW
28	29 FSO					
	SAC					

MARCH

SUN	MON	TUE	WED	THU	FRI	SAT
		1	2 FSO	3 TNT	4	5
			LAC	GSW		
6 FSO	7	8	9 FSO	10	11 FSO	12 ABC
MIL			LAC		MIN	SAS
13	14 FSO	15	16 FSO	17	18 FSO	19 FSO
	POR		BOS		PHI	IND
20	21	22 TNT	23	24 FSO	25	26 FSO
		HOU		UTA		SAS
27	28 FSO	29 FSO	30	31 TNT		
	TOR	DET		LAC		

APRIL

SUN	MON	TUE	WED	THU	FRI	SAT
				1	2	
3 ABC	4	5 FSO	6 FSO	7	8	9 FSO
HOU		DEN	POR			SAC
10	11 FSO	12 FSO	13	14	15	16
	LAL	SAS				



FSO = FOX Sports Oklahoma



SEASON SCHEDULE

2015-16 Oklahoma City Thunder Media Guide

The 2015-16 Oklahoma City Thunder media guide was written and edited by Matt Tumbleson, Michael Ravina, John Read and Ben Coldagelli. Special statistical assistance was provided by Elias Sports Bureau. All photos were provided by NBA Entertainment unless otherwise noted. This publication was printed at Southwestern Stationery and Bank Supply, Inc., Oklahoma City, OK. Special thanks to Daren Shepherd for his work on the production, design and layout of the media guide.

The information contained in this publication was compiled by the Oklahoma City Thunder and is provided as a courtesy to fans and the press and may be used only for personal or editorial purposes. Any commercial use of this information is prohibited without the prior written consent of the Oklahoma City Thunder. All NBA and team insignias depicted in this publication are the property of NBA Properties, Inc. and the respective teams of the NBA and may not be reproduced for commercial purposes without the prior written consent of NBA Properties, Inc. (c) Copyright 2015 Oklahoma City Thunder.

TABLE OF CONTENTS



GENERAL INFORMATION

General Information.....	4
THUNDER OWNERSHIP GROUP	
Clayton I. Bennett.....	6
Board of Directors.....	7

PLAYERS

Photo Roster.....	10
Roster.....	11
Steven Adams.....	12
D.J. Augustin.....	14
Nick Collison.....	16
Kevin Durant.....	20
Josh Huestis.....	25
Serge Ibaka.....	26
Enes Kanter.....	30
Mitch McGary.....	32
Anthony Morrow.....	34
Steve Novak.....	36
Cameron Payne.....	38
Andre Roberson.....	40
Kyle Singler.....	42
Dion Waiters.....	44
Russell Westbrook.....	46
How the Thunder was built.....	52

BASKETBALL OPERATIONS

Sam Presti.....	54
Troy Weaver, Michael Winger.....	55
Billy Donovan.....	56
Monty Williams, Maurice Cheeks.....	57
Anthony Grant, Mark Bryant.....	58
Danko Rajakovic, Billy Schmidt, Vin Bhavnani.....	59
Royal Ivey, Paul Rivers, Will Dawkins.....	60
Dr. Donnie Strack, Joe Sharpe, David Howarth.....	61
Brandon Barnett, Marc St. Yves.....	62
Basketball Operations Staff.....	63
Oklahoma City Blue.....	64
NBA D-League Directory.....	65

GENERAL INFORMATION

NBA Cares.....	66
Thunder in the Community.....	67
Uniforms and Official Marks.....	68
Rumble the Bison.....	69
Chesapeake Energy Arena.....	70
Chesapeake Energy Arena Ticket Map.....	72

THUNDER STAFF

Danny Barth, Brian Byrnes.....	74
Pete Winemiller, Christine Berney.....	75
Tony Driscoll, Scott Loft.....	76
Dan Mahoney, Katy Semtner.....	77
Stacy Blomstrom, Jim Brylewski, Jody East.....	78
Abby Ersamer, Travis Herman, Karis Kezbers.....	79
Tyler Lane, John Leach, Ron Matthews.....	80
Matthew Wells, Katrina Wiley, Dawn Turner.....	81
Thunder Staff.....	82
Staff Directory.....	86

2014-15 REGULAR SEASON REVIEW

Regular Season Statistics.....	90
Miscellaneous Statistics.....	91
Game-By-Game Results.....	92
Game-By-Game Statistics.....	94
Team Highs and Lows.....	96
Individual Highs.....	97
Individual and Team Highs.....	98
Game Leaders/Back-To-Back Sets.....	99
Injuries/Starting Lineups.....	100
Transactions.....	101

2014-15 NBA REVIEW

2014-15 Standings.....	104
2014-15 League Leaders.....	105
Offense/Defense Statistics.....	106
Award Winners.....	108
2015 NBA Playoffs.....	109
Playoff Structure/Attendance.....	110
NBA Directory.....	111

ALL-TIME RECORDS

Year-By-Year Record.....	114
All-Time Coaching Records.....	115
Opening Night.....	116
All-Time Opening-Night Starting Lineups.....	117
High-Low Scoring Games/Win-Loss Streaks.....	118
All-Time Winning-Losing Streaks/Win-Loss Margins.....	119
Overtime Results.....	120
Team Records.....	122
Opponent Team Records.....	123
Individual Records.....	124
Opponent Individual Records.....	125
All-Time Career Leaders.....	126
Oklahoma City Team Records.....	128
Oklahoma City Opponent Team Records.....	129
Oklahoma City Individual Records.....	130
Oklahoma City Opponent Individual Records.....	131
Greatest Individual Performances.....	132
Opponent Greatest Individual Performances.....	133
All-Time 40+ Points Performances.....	134
All-Time 20+ Rebounds Performances.....	135
All-Time 20-20 Club.....	136
All-Time Triple-Doubles.....	137
Award Winners.....	138
League Leaders/All-Stars.....	139
Year-By-Year Statistical Leaders.....	140
Year-By-Year Statistics.....	142
All-Time High Performances.....	147

ALL-TIME PLAYOFF RECORDS

Oklahoma City Era Team Playoff Records.....	150
Oklahoma City Era Individual Playoff Records.....	151
Thunder Team Playoff Records.....	152
Thunder Opponent Team Playoff Records.....	153
Individual Playoff Records.....	154
Top Single-Game Playoff Performances.....	155
Opponent Top Single-Game Playoff Performances.....	156
Thunder Career Playoff Leaders.....	157
In The Playoffs, The Last Time.....	158

THUNDER OPPONENTS

Atlanta Hawks.....	162
Boston Celtics.....	163
Brooklyn Nets.....	164
Charlotte Hornets.....	165
Chicago Bulls.....	166
Cleveland Cavaliers.....	167
Dallas Mavericks.....	168
Denver Nuggets.....	169
Detroit Pistons.....	170
Golden State Warriors.....	171
Houston Rockets.....	172
Indiana Pacers.....	173
Los Angeles Clippers.....	174
Los Angeles Lakers.....	175
Memphis Grizzlies.....	176
Miami Heat.....	177
Milwaukee Bucks.....	178
Minnesota Timberwolves.....	179
New Orleans Pelicans.....	180
New York Knicks.....	181
Orlando Magic.....	182
Philadelphia 76ers.....	183
Phoenix Suns.....	184
Portland Trail Blazers.....	185
Sacramento Kings.....	186
San Antonio Spurs.....	187
Toronto Raptors.....	188
Utah Jazz.....	189
Washington Wizards.....	190

MEDIA INFORMATION

Brian Davis, Michael Cage, Lesley McCaslin.....	192
Matt Pinto, Eleno Ornelas.....	193
Basketball Communications.....	194
Media Information.....	195
Media Regularly Covering the Thunder.....	196
INTEGRIS Thunder Development Center.....	197



GENERAL INFORMATION

Corporate Office Address

Oklahoma City Thunder
208 Thunder Drive
Oklahoma City, OK 73102
405-208-4800

INTEGRIS Thunder Development Center

9600 N. Oklahoma Ave.
Oklahoma City, OK 73114
405-208-4800

Home Court

Chesapeake Energy Arena (18,203)

Team Colors

Thunder Blue, Sunset, Yellow and Dark Blue

Television

Fox Sports Oklahoma

Radio

WWLS, 640 AM, 98.1 FM

TV Play-by-Play Announcer

Brian Davis

TV Color Analyst

Michael Cage

Sideline Reporter

Lesley McCaslin

Radio Play-by-Play Announcer

Matt Pinto

Website

okcthunder.com

2015-16 NATIONAL BASKETBALL ASSOCIATION KEY DATE

October 26	Rosters set for NBA Opening Day
October 27	Start of the 2015-16 NBA Regular Season (NBA Tip-Off 2015)
January 5	10-day contracts may now be signed
January 10	All contracts are guaranteed for remainder of the season
February 12-14	NBA All-Star 2016 (Toronto, Canada)
February 18	Trade deadline, 3 p.m. ET
March 1	Playoff Eligibility Waiver Deadline
April 13	Regular Season ends
April 15	Rosters set for NBA Playoffs 2016, 3 p.m. ET
April 16	NBA Playoffs 2016 begin
April 24	NBA Early Entry Eligibility Deadline (11:59 p.m. ET)
May 2	Conference Semifinals begin (possible move up to April 30 or May 1)
May 17	Conference Finals begin (possible move up to May 15 or 16)
May 17	NBA Draft Lottery 2016
June 2	NBA Finals 2016 begin
June 13	NBA Draft Early Entry Entrant Withdrawal Deadline (5:00 p.m. ET)
June 23	NBA Draft 2016

NBA ALIGNMENT

WESTERN CONFERENCE

NORTHWEST DIVISION

Denver Nuggets
Minnesota Timberwolves
Oklahoma City Thunder
Portland Trail Blazers
Utah Jazz

PACIFIC DIVISION

Golden State Warriors
Los Angeles Clippers
Los Angeles Lakers
Phoenix Suns
Sacramento Kings

SOUTHWEST DIVISION

Dallas Mavericks
Houston Rockets
Memphis Grizzlies
New Orleans Pelicans
San Antonio Spurs

EASTERN CONFERENCE

CENTRAL DIVISION

Chicago Bulls
Cleveland Cavaliers
Detroit Pistons
Indiana Pacers
Milwaukee Bucks

SOUTHEAST DIVISION

Atlanta Hawks
Charlotte Hornets
Miami Heat
Orlando Magic
Washington Wizards

ATLANTIC DIVISION

Boston Celtics
New Jersey Nets
New York Knicks
Philadelphia 76ers
Toronto Raptors

THUNDER OWNERSHIP GROUP THE PROFESSIONAL BASKETBALL CLUB, LLC

PROFESSIONAL BASKETBALL CLUB, LLC



CLAYTON I. BENNETT

Chairman, Oklahoma City Thunder
Chairman, Dorchester Capital



BOARD OF DIRECTORS



AUBREY K. MCCLEENDON
Chairman and CEO,
American Energy Partners



GEORGE B. KAISER
President, GBK Corporation
Chairman, BOK Financial



G. JEFFREY RECORDS, JR.
Chairman and CEO,
MidFirst Bank



WILLIAM M. CAMERON
Chairman and CEO,
American Fidelity Assurance Company



ROBERT E. HOWARD II
Chairman,
Howard Investments



JAY SCARAMUCCI
President,
Balon Corporation




EVERETT R. DOBSON
Managing Partner,
Dobson Partnerships




PLAYERS



PHOTO ROSTER



STEVEN
ADAMS



D.J.
AUGUSTIN



NICK
COLLISON



KEVIN
DURANT



JOSH
HUESTIS



SERGE
IBAKA



ENES
KANTER



MITCH
MCGARY



ANTHONY
MORROW



STEVE
NOVAK



CAMERON
PAYNE



ANDRE
ROBERSON



HYLE
SINGLER



DION
WAITERS



RUSSELL
WESTBROOK

ROSTER



NO	PLAYER	POS	HT	WT	BIRTHDATE	FROM	YEARS PRO
12	Steven Adams	C	7-0	255	07/20/1993	Pittsburgh/New Zealand	3
14	D.J. Augustin	G	6-0	183	11/10/1987	Texas/USA	8
4	Nick Collison	F	6-10	255	10/26/1980	Kansas/USA	12
35	Kevin Durant	F	6-9	240	09/29/1988	Texas/USA	9
34	Josh Huestis	F	6-7	230	12/19/1991	Stanford/USA	R
9	Serge Ibaka	F	6-10	245	09/18/1989	Ricoh Manresa/Congo	7
11	Enes Kanter	C	6-11	245	05/20/1992	Kentucky/Turkey	5
33	Mitch McGary	F	6-10	255	06/06/1992	Michigan/USA	2
2	Anthony Morrow	G	6-5	210	09/27/1985	Georgia Tech/USA	8
6	Steve Novak	F	6-10	225	06/13/1983	Marquette/USA	10
22	Cameron Payne	G	6-3	185	08/08/1994	Murray State/USA	R
21	Andre Roberson	G	6-7	210	12/04/1991	Colorado/USA	3
5	Kyle Singler	F	6-8	228	05/04/1988	Duke/USA	4
3	Dion Waiters	G	6-4	220	12/10/1991	Syracuse/USA	4
0	Russell Westbrook	G	6-3	200	11/12/1988	UCLA/USA	8

HEAD COACH

Billy Donovan (Providence)

ASSISTANT COACHES

Monty Williams (Notre Dame)

Maurice Cheeks (West Texas State)

Anthony Grant (Dayton)

Mark Bryant (Seton Hall)

Darko Rajakovic (BK University, Serbia)

QUALITY CONTROL COACH

Billy Schmidt (Wake Forest)

DIRECTOR OF MEDICAL SERVICES

Dr. Donnie Strack (Indianapolis)

ATHLETIC TRAINER

Joe Sharpe (Old Dominion)

ATHLETIC PERFORMANCE COORDINATOR

Dave Howarth (Western Sydney)



12 STEVEN ADAMS

POSITION: Center HEIGHT: 7-0 WEIGHT: 255

BIRTHDATE
7/20/93

BIRTHPLACE
Rotorua, New Zealand

HIGH SCHOOL
Notre Dame Prep (Fitchburg, MA)

COLLEGE
Pittsburgh

HOW ACQUIRED/DRAFT BACKGROUND
Selected by the Oklahoma City Thunder in the first round (No. 12 overall) of the 2013 NBA Draft.

CURRENT NBA SEASON
Third NBA season



CAREER AVERAGES

Appeared in 151 games (87 starts) and averaged 5.3 points, 5.7 rebounds and 0.95 blocks in 19.7 minutes.

2014-15 SEASON AVERAGES

Appeared in 70 games (67 starts) and averaged 7.7 points, 7.5 rebounds and 1.23 blocks in 25.3 minutes.

2014-15

Selected to participate in the BBVA Compass Rising Stars Challenge at All-Star Weekend for the second consecutive season. Set a career-high for blocked shots with six blocks vs. Houston on (11/16). Blocked multiple shots in three consecutive games from 11/14 to 11/18, a career-best multi-block streak. Secured a then-career-high 15 rebounds alongside 16 points in a win at San Antonio(12/25). Pulled down a career-best 20 rebounds at Washington(1/21). Career-best streak of four consecutive double-doubles from 3/18 to 3/25. Ten double-doubles. Grabbed 10-plus rebounds in 24 games. Scored in double figures 22 times. Missed one game due to a migraine. Missed 11 games due to right hand, fourth metacarpal fracture.

NBA CAREER

2013-14: Appeared in 81 games (20 starts) and averaged 3.3 points, 4.1 rebounds (9th among NBA rookies) and 0.70 blocks (9th among NBA Rookies) in 14.8 minutes. Named to the NBA All-Rookie Second Team. Oklahoma City went 11-9 during his 20 starts. On Jan. 29, named to the BBVA Compass Rising Stars Challenge as part of All-Star Weekend. Registered a blocked shot in 37 games. Recorded first career double-double with 17 points and 10 rebounds at Detroit (11/8). Made first career start at LA Clippers (11/13). Scored in double figures three times. Set a career-high with four blocks vs. Memphis (2/3). Set a career-high with six steals at Dallas (3/24). One DNP-CD.

PLAYOFFS

During the 2014 postseason, appeared in 18

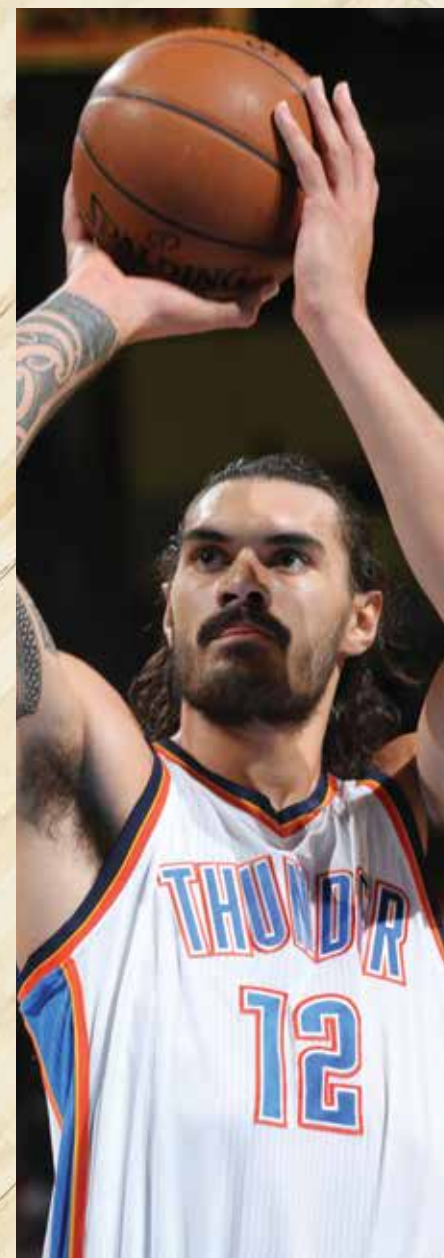
games and averaged 3.9 points, 4.1 rebounds and 1.3 blocks in 18.4 minutes. Recorded 10 points (5 of 7 shooting) and 11 rebounds in a career-best 40 minutes during a series-clinching win at the Los Angeles Clippers in Game 6 of the Western Conference Semifinals.

COLLEGE

2012-13 (Freshman): Named to the Big East All-Rookie Team as a freshman. Named Big East Preseason Rookie of the Year. Started in all 32 of his career games played. Ranks first all-time at Pitt in field goal percentage (.571), second in blocked shots (63), and sixth in rebounds for freshman seasons (192). Ranked first on team in rebounds (6.3 rpg) and blocks (2.0 bpg). Ranked fifth on team in scoring with 7.2 points per game. Scored in double figures on six occasions. Scored a career-high 16 points along with 10 rebounds against Bethune Cookman. Grabbed a season-high 14 rebounds along with eight points against Duquesne. Scored 13 points along with 11 rebounds in an NCAA Tournament game against Wichita State. Blocked a career-high five shots against South Florida.

PERSONAL

First lottery pick and first-round pick to come out of New Zealand in NBA Draft history. One of 18 siblings, six of whom played basketball for New Zealand. All of his brothers stand around 6-10 to 6-11 and his sisters 6-5 to 6-6. His half-sister is a 2008 Olympic champion and three-time world champion in the shot put.



REGULAR SEASON Career Highs

Minutes	42	03/29/2015	OKC at Phoenix
Field Goals	8	12/12/2014	OKC at Minnesota
Field Goal Attempts	13	03/15/2015	OKC vs. Chicago
Three-Point Field Goals	1	04/14/2015	OKC vs. Portland (Twice)
Free Throws	6	03/24/2015	OKC vs. LA Lakers (Twice)
Free Throw Attempts	12	12/25/2014	OKC at San Antonio
Offensive Rebounds	7	04/12/2015	OKC at Indiana (3 times)
Defensive Rebounds	16	01/21/2015	OKC at Washington
Rebounds	20	01/21/2015	OKC at Washington
Assists	4	02/04/2015	OKC at New Orleans
Steals	6	03/24/2014	OKC vs. Denver
Turnovers	4	02/06/2015	OKC vs. New Orleans (6 times)
Blocked Shots	6	11/16/2014	OKC vs. Houston
Points	17	11/08/2013	OKC at Detroit

NBA REGULAR SEASON STATISTICS

SEASON/TEAM	G-GS	MIN	FGM-FGA	PCT	3-PT. FG FGM-FGA	PCT	FTM-FTA	PCT	OFF	DEF	TOT	AST	STL	TO	BLK	PTS	Averages		
																	RPG	APG	PPG
13-14 OKC	81-20	1197	93-185	.503	0-0	.000	79-136	.581	142	190	332	43	40	71	57	265	4.1	0.5	3.3
14-15 OKC	70-67	1771	217-399	.544	0-2	.000	103-205	.502	199	324	523	66	38	99	86	537	7.5	0.9	7.7
TOTALS	151-87	2968	310-584	.531	0-2	.000	182-341	.534	341	514	855	109	78	170	143	802	5.7	0.7	5.3

NBA POSTSEASON STATISTICS

SEASON/TEAM	G-GS	MIN	FGM-FGA	PCT	3-PT. FG FGM-FGA	PCT	FTM-FTA	PCT	OFF	DEF	TOT	AST	STL	TO	BLK	PTS	Averages		
																	RPG	APG	PPG
13-14 OKC	18-0	331	31-45	.689	0-0	.000	8-23	.348	22	52	74	4	1	10	24	70	4.1	0.2	3.9
TOTALS	18-0	331	31-45	.689	0-0	.000	8-23	.348	22	52	74	4	1	10	24	70	4.1	0.2	3.9



14 D.J. AUGUSTIN

POSITION: Guard HEIGHT: 6-0 WEIGHT: 183

BIRTHDATE
11/10/87

HIGH SCHOOL
Hightower (Missouri City, TX)

COLLEGE
Texas

BIRTHPLACE
New Orleans, LA

HOW ACQUIRED
From Detroit Pistons on 2/19/15 along with forward Kyle Singler in exchange for guard Reggie Jackson. Additionally, as part of a three team trade, the Thunder acquired center Enes Kanter and forward Steve Novak in exchange for center Kendrick Perkins, forward Grant Jerrett and the draft rights to center Tibor Pleiss.

CURRENT NBA SEASON
8th NBA season



CAREER AVERAGES

Appeared in 511 games (170 starts) and averaged 10.0 points, 1.9 rebounds and 4.1 assists in 24.8 minutes.

2014-15 SEASON AVERAGES

Appeared in 82 games (14 starts) with Detroit and Oklahoma City and averaged 9.5 points, 4.3 assists and 2.0 rebounds in 23.9 minutes. In 28 games (one start) with Oklahoma City, averaged 7.3 points, 3.1 assists and 2.2 rebounds in 24.2 minutes. In 54 games (13 starts) with Detroit, averaged 10.6 points, 4.9 assists and 1.9 rebounds in 23.8 minutes.

2014-15

Scored 18 points with a career-best nine rebounds and five assists at LA Lakers (3/1). Tallied a Thunder season-high 19 points at Phoenix (3/29). Dished out a season-high 13 assists vs. Miami (2/3). Tied a season-high two steals vs. Houston (1/3). Scored a career-high 35 points at Toronto (1/25). Grabbed his 800th career rebound vs. Utah (11/9). Scored in double figures in 34 games. Scored 20-plus points on eight occasions. Scored 30-plus points once. Four double-doubles. Five games of 10-plus assists.

NBA CAREER

2013-14: Split the season with the Bulls and Raptors. Appeared in 71 games (nine starts) and averaged 13.1 points, 1.8 rebounds, 4.4 assists and 27.3 minutes per game. Led the Bulls in scoring a team-high 19 times and in assists 24 times. Recorded 10-plus points 46 times, 20-plus 17 times and 30-plus once. Among NBA league leaders, ranked fifth in free-throw percentage (.885) and 22nd in 3-point field goal percentage (.401). Posted three games with 10 or more assists and recorded two double-doubles. Recorded a career-high 33 points (10-14 FG, 3-4 3FG, 10-10 FT) at Boston (3/30). Signed as a free agent with Chicago (12/13/13). Missed one game due to a personal reason. Recorded nine DNP-CDs with Toronto. **2012-13:** Played in 76 games (five starts), and averaged 4.7 points, 1.2 rebounds and 2.2 assists in 16.1 minutes. Posted 10 games with 10 or more points. **2011-12:** Appeared in 48 games (46 starts) averaging 11.1 points, 1.8 rebounds, team-high 6.4 assists and 29.3 minutes per game. Led the Bobcats in scoring eight times and in assists 34 times. Among NBA league leaders, ranked eighth in free-throw percentage (.875).

Scored 10-plus points 25 times and 20-plus eight times. Dished out 10 or more assists nine times and posted six double-doubles. Missed seven games with right knee tendinitis and 11 games with a right foot injury. **2010-11:** Appeared in 82 games (all starts) and averaged a career-high 14.4 points, 2.7 rebounds, 6.1 assists and 33.6 minutes per game. Scored 10-plus points 59 times and 20-plus 20 times. Dished out 10-plus assists 10 times and recorded seven double-doubles. Among NBA league leaders, ranked fourth in free-throw percentage (.906), sixth in assist-to-turnover ratio (3.21:1) and 19th in assists (6.1 apg). Led the team in scoring 16 times, in assists 50 times and in steals eight times. Was the only player in the NBA with an assist-to-turnover ratio of 3.0 or better. Scored a then career-high 31 points vs. Philadelphia (1/20). Recorded out a career-high 14 assists at Detroit (4/10) and a career-best five steals at Cleveland (4/5). **2009-10:** Appeared in 80 games (two starts), averaging 6.3 points, 1.2 rebounds, 2.4 assists and 18.3 minutes per game. **2008-09:** Appeared in 72 games (12 starts) and averaged 11.8 points, 1.8 rebounds, 3.5 assists and 26.5 minutes per game. Among NBA league leaders, ranked sixth in free-throw percentage (.890) and tied for ninth in 3-point field goal percentage (.439). Scored 10-plus points 38 times and 20-plus 10 times. Recorded 10-plus assists three times. Led or tied for the team lead in scoring 11 times, assists 11 times and steals six times. Led all NBA rookies in free-throw percentage and ranked second among first-year players in

3-point field goal percentage. Among rookie leaders, ranked fourth in assists, eighth in scoring and ninth in minutes played. Established a franchise record with 11 points in an overtime period vs. Boston (1/6). Recorded the first double-double of his pro career with 25 points and a season-high 11 assists vs. Philadelphia (11/24). Set a Bobcats franchise record with 42 consecutive free throws made from (11/6-11/23). Named to the All-Rookie Second Team.

PLAYOFFS

Has appeared in the postseason three times with three teams and averaged 6.5 points, 1.6 assists, 1.0 rebound and 18.9 minutes in 28 games (one start) with Charlotte, Indiana and Chicago.

COLLEGE

Was an early entry draft candidate after two seasons. In just two seasons at Texas, ranked fifth in school history in assists (452), fourth in three-point field goal percentage (.402), ninth in free-throw percentage (.808) and 18th in scoring (1,234 points). **2007-08 (Sophomore Season):** Earned consensus first-team All-American honors and first-team All-Big 12 honors as a sophomore, leading the Big 12 in assists (5.8 apg) and ranking second in scoring (19.2 ppg). Also earned first-team Academic All-American honors, becoming the 15th player in NCAA history (since 1962-63) to earn both first-team All-American and Academic All-American honors in the same season. Received the Bob Cousy Award as the nation's top point guard and was a finalist for the Naismith and Wooden Awards. Scored 20 or more points 19 times and dished out 10 or more assists on four occasions while tallying three double-doubles. **2006-07 (Freshman Season):** As a freshman, was named second-team All-Big 12 and a consensus Freshman All-American after leading the Big 12 and ranking fourth nationally in assists (6.7 apg). His 233 assists marked the fourth-best single-season total in school history and the 10th-best in Big 12 history. Also led the team in 3-point field goal percentage (.441) and ranked third on the team in scoring (14.4). Scored 20 or more points seven times, including a career-high 31 points vs. Iowa State.

REGULAR SEASON Career Highs

Minutes	46	12/21/2013	Chicago vs. Cleveland
Field Goals	12	01/25/2015	Detroit at Toronto
Field Goal Attempts	22	03/04/2011	Charlotte at LA Lakers
Three-Point Field Goals	7	11/21/2008	Charlotte at Atlanta
Three-Point Attempts	12	01/25/2014	Chicago at Charlotte
Free Throws	13	12/16/2008	Charlotte vs. Chicago
Free Throw Attempts	13	01/31/2015	Detroit vs. Houston (Twice)
Offensive Rebounds	4	01/07/2012	Charlotte at Indiana
Defensive Rebounds	7	03/01/2015	OKC at LA Lakers (3 times)
Rebounds	9	03/01/2015	OKC at LA Lakers
Assists	14	04/10/2011	Charlotte vs. Detroit
Steals	5	04/05/2011	Charlotte at Cleveland
Turnovers	8	01/17/2012	Charlotte at Orlando
Blocked Shots	1	03/22/2015	OKC vs. Miami (20 times)
Points	35	01/25/2015	Detroit at Toronto

NBA REGULAR SEASON STATISTICS

SEASON/TEAM	G-GS	MIN	FGM-FGA	PCT	3-PT FG FGM-FGA	PCT	FTM-FTA	PCT	OFF	DEF	TOT	AST	STL	TO	BLK	PTS	Averages		
																	RPG	APG	PPG
08-09 Charlotte	72-12	1908	267-621	.430	108-246	.439	208-233	.893	17	116	133	250	42	119	2	850	1.8	3.5	11.8
09-10 Charlotte	80-2	1472	168-435	.386	70-178	.393	102-131	.779	11	86	97	193	45	74	5	508	1.2	2.4	6.4
10-11 Charlotte	82-82	2757	399-958	.416	111-333	.333	269-297	.906	38	187	225	498	54	155	3	1178	2.7	6.1	14.4
11-12 Charlotte	48-46	1408	183-487	.376	61-179	.341	105-120	.875	24	85	109	307	36	110	1	532	2.3	6.4	11.1
12-13 Indiana	76-5	1226	103-294	.350	67-190	.353	83-99	.838	20	71	91	170	34	68	3	356	1.2	2.2	4.7
13-14 TOR/CHI	71-9	1939	298-718	.415	133-332	.401	201-277	.885	15	115	130	313	53	125	3	930	1.8	4.4	13.1
14-15 OKC/DET	82-14	1964	258-647	.399	83-246	.337	178-205	.868	20	141	161	353	49	145	3	777	2.0	4.3	9.5
TOTALS	511-170	12674	1676-4160	.403	633-1704	.371	1146-1312	.873	145	801	946	2084	313	796	20	5131	1.9	4.1	10.0

NBA PLAYOFF STATISTICS

SEASON/TEAM	G-GS	MIN	FGM-FGA	PCT	3-PT FG FGM-FGA	PCT	FTM-FTA	PCT	OFF	DEF	TOT	AST	STL	TO	BLK	PTS	Averages		
																	RPG	APG	PPG
09-10 Charlotte	4-0	73	5-17	.294	2-6	.333	5-6	.833	1	3	4	7	1	4	1	17	1.0	1.8	4.3
12-13 Indiana	19-1	316	27-71	.380	19-48	.396	25-31	.806	2	13	15	13	7	10	0	98	1.7	1.5	11.2
13-14 Chicago	5-0	141	21-72	.292	7-26	.269	17-19	.895	4	4	8	24	3	9	0	66	2.0	6.1	16.9
TOTALS	28-1	530	53-160	.331	28-80	.350	47-56	.839	7	20	27	44	11	23	1	181	1.8	3.0	12.3



4

NICK COLLISON

POSITION: Forward HEIGHT: 6-10 WEIGHT: 255

BIRTHDATE

10/26/80

BIRTHPLACE

Orange City, IA

HIGH SCHOOL

Iowa Falls (Iowa Falls, IA)

COLLEGE

Kansas

HOW ACQUIRED/DRAFT BACKGROUND

Selected by the OKC franchise in the first round (No. 12 overall) of the 2003 NBA Draft.

CURRENT NBA SEASON

12th NBA season



CAREER AVERAGES

Appeared in 816 games (173 starts) and averaged 6.3 points, 5.5 rebounds and 1.1 assists in 21.7 minutes.

2014-15 SEASON AVERAGES

Appeared in 66 games (two starts) and averaged 4.1 points, 3.8 rebounds and 1.4 assists in 16.7 minutes.

2014-15

His 16 made three pointers on the year trumped his previous career-best total of four in the 2013-14 season. Matched a career-high with two three-point field goals at Utah (11/18), his fourth game in the season with multiple made three-pointers. Notched 10 points on 5-of-7 shooting along with five rebounds in 16 minutes in a win over Washington (1/2). Tallied a season-high 15 points with nine rebounds and two blocks in 28 minutes vs. Memphis (2/11). Totaled 13 points on 6-for-9 shooting along with five rebounds and two blocks vs. Atlanta (3/20). Scored in double figures 10 times. Six games DNP – Coach's Decision. Nine games DNP – Left Ankle Sprain.

NBA CAREER

2013-14: Appeared in 81 games and averaged 4.2 points, 3.6 rebounds and 1.3 assists in 16.7 minutes. Scored in double figures three times. Posted a season-high 12 points on 5-of-6 shooting at Philadelphia (1/25). One game on Inactive List. **2012-13:** Averaged 5.1 points, 4.1 rebounds and 1.5 assists in 19.5 minutes. On the season, shot 59.5% from the field (176-296 FG). Scored in doubles figures on 11 occasions (including back to back outings on 12/29 & 12/3 and later on 3/22 & 3/24). OKC went a perfect 11-0 when Collison scored 10 or more points. Set a season-high with 14 points on 5-of-6 shooting during Oklahoma City win at Philadelphia (11/24). Recorded a season-high 10 rebounds on two separate occasions vs. San Antonio (12/17) and at Houston (12/29). Posted lone double-double of the year during win at Houston (12/29). One game DNP - Inactive. **2011-12:** Scored in double figures on four occasions. Registered one double-double with 12 points on 6-of-7 shooting and 10 rebounds on 1/8 vs. San Antonio. Drew 28 offensive fouls (15th most in the NBA). **2010-11:** Ranked 5th in the NBA in offensive fouls drawn. Scored in double

figures six times, including back-to-back outings 3/4 at Atlanta and 3/6 vs. Phoenix. Pulled-down 10+ rebounds on three occasions. Started game a perfect 6-of-6 from the field en route to 13 points 3/25 vs. Minnesota. Recorded lone double-double of the season with 13 points and 10 rebounds during OT win at Philadelphia (3/9). Pulled-in a team-high 10 rebounds 2/13 at Golden State. Set a season-high with 19 points on 8-of-10 shooting to go along with a team-high nine rebounds 12/19 vs. Phoenix just one game after setting his previous season-high with 12 points on 5-of-6 shooting during win vs. Sacramento (12/17). **2009-10:** Appeared in 75 games and averaged 5.9 points, 5.1 rebounds, and .64 blocks in 20.8 minutes per contest. Scored in double-figures 13 times including outing vs. Denver (4/7) in which he led all reserves with 12 points on 4-of-7 FGs. Posted two double-doubles (10 points and 10 rebounds) vs. Dallas (1/15) and (11 points and 10 rebounds) at New Jersey (12/28). Scored in double-figures 2/26 vs. Minnesota as he converted 5-of-6 FG's en route to 10 points. Hit game-winning free throws with 4.5 seconds remaining in OKC win vs. Utah (12/31). Led all OKC reserves with 14 points on 5-of-8 FG's at Denver (12/14). After missing the previous four games due to injury (right knee), returned 12/2 vs. Philadelphia and led all OKC reserves with a season-

high 18 points on 8-of-9 FG's while pulling-down a team-high seven rebounds. **2008-09:** Appeared in 71 games (40 starts). Recorded 11 double-doubles. Scored 10 or more points 27 times. 20 or more points three times. Grabbed 10-plus rebounds 14 times. Led or co-led team in rebounding 22 times. Season-high tying 21 points and 13 rebounds vs. Portland on 2/6. Tied career-high five assists at San Antonio on 12/14. Tied career-high four blocks at Charlotte on 12/3. Five games on Inactive list. Missed 11 games due to injury/illness. **2007-08:** Appeared in 78 games (35 starts). Averaged career highs in points (9.8),



REGULAR SEASON Career Highs

Minutes	49	01/12/2007	Seattle vs. Utah
Field Goals	12	01/31/2007	Seattle at Houston (Twice)
Field Goal Attempts	19	01/31/2007	Seattle at Houston
Three-Point Field Goals	2	11/18/2014	OKC at Utah (4 times)
Three-Point Attempts	5	11/18/2014	OKC at Utah (Twice)
Free Throws	9	01/12/2007	Seattle vs. Utah
Free Throw Attempts	10	04/07/2007	Seattle at Utah (Twice)
Offensive Rebounds	8	04/08/2011	OKC vs. Denver (6 times)
Defensive Rebounds	16	12/05/2007	Seattle vs. L.A. Clippers
Rebounds	21	03/26/2008	Seattle vs. Washington (Twice)
Assists	5	01/27/2014	OKC vs. Atlanta (9 times)
Steals	4	04/15/2009	OKC at L.A. Clippers
Turnovers	5	01/07/2015	OKC at Sacramento (Three times)
Blocked Shots	4	12/03/2008	OKC at Charlotte (3 times)
Points	29	01/09/2007	Seattle at Phoenix

NBA REGULAR SEASON STATISTICS

SEASON/TEAM	G-GS	MIN	FGM-FGA	PCT	3-PL FG			PCT	FTM-FTA	PCT	Rebounds			AST	STL	TO	BLK	PTS	Averages		
					FGM	FGA	PCT				OFF	DEF	TOT						RPG	APG	PPG
03-04 Seattle	Out for season - surgery on both shoulders																				
04-05 Seattle	82-4	1396	190-354	.537	0-3	.000	83-118	.703	156	220	376	32	34	62	50	463	4.6	0.4	5.6		
05-06 Seattle	66-27	1448	207-394	.525	0-3	.000	79-113	.699	143	225	368	74	21	77	35	493	5.6	1.1	7.5		
06-07 Seattle	82-56	2378	318-636	.500	0-2	.000	154-199	.774	229	437	666	82	48	123	66	790	8.1	1.0	9.8		
07-08 Seattle	78-35	2223	322-641	.502	0-2	.000	123-167	.737	254	476	730	113	47	118	60	767	9.4	1.4	9.8		
08-09 OKC	71-40	1831	243-428	.568	0-2	.000	98-136	.721	181	308	489	66	51	73	50	584	6.9	0.9	8.2		
09-10 OKC	75-5	1557	182-309	.589	1-4	.250	74-107	.692	152	232	384	38	37	63	48	439	5.1	0.5	5.9		
10-11 OKC	71-2	1524	137-242	.566	0-0	.000	55-73	.753	119	197	316	69	42	55	31	329	4.5	1.0	4.6		
11-12 OKC	63-0	1307	120-201	.597	0-1	.000	44-62	.710	119	155	274	82	33	61	28	284	4.6	0.8	5.4		
12-13 OKC	81-2	1583	176-296	.595	0-4	.000	60-78	.769	123	210	333	121	51	69	30	412	4.1	1.5	5.1		
13-14 OKC	81-0	1353	134-241	.556	4-17	.235	66-93	.710	116	177	293	104	30	71	28	338	3.6	1.3	4.2		
14-15 OKC	66-2	1101	106-253	.419	16-60	.267	45-65	.692	90	160	250	90	35	45	25	273	3.8	1.4	4.1		
TOTALS	816-173	17701	2135-3995	.534	21-98	.214	881-1211	.727	1682	2797	4479	871	429	817	451	5172	5.5	1.1	6.3		

NBA PLAYOFF STATISTICS

SEASON/TEAM	G-GS	MIN	FGM-FGA	PCT	3-PT FG			Rebounds					Averages						
					FGM-FGA	PCT	FTM-FTA	PCT	OFF	DEF	TOT	AST	STL	TO	BLK	PTS	RPG	APG	PPG
04-05 Seattle	11-0	218	37-61	.607	1-1	1.000	17-27	.630	22	33	55	5	3	6	5	92	5.0	0.5	8.4
09-10 OKC	6-0	128	8-24	.333	0-1	.000	3-7	.429	12	16	28	2	5	4	1	19	4.7	0.3	3.2
10-11 OKC	17-0	413	48-76	.632	0-0	.000	18-23	.783	47	51	98	15	15	13	15	114	5.8	0.9	6.7
11-12 OKC	20-0	332	33-51	.647	0-0	.000	3-7	.429	30	37	67	19	12	5	69	4.6	0.8	5.4	
12-13 OKC	11-0	178	22-47	.468	0-0	.000	11-12	.917	25	26	51	12	5	10	11	55	4.6	1.1	5.0
13-14 OKC	17-2	183	12-29	.414	2-5	.400	7-10	.700	12	26	38	13	4	6	7	33	2.2	0.8	1.9
TOTALS	82-2	1453	160-288	.556	3-7	.429	59-86	.686	148	189	337	66	44	51	44	382	4.7	0.8	4.7

rebounds (9.4) and assists (1.4). Led or co-led the team in rebounding 41 times. Registered a team-high 23 double-doubles. Shot 50.2 percent (322-641) from the field (T-27th in NBA). Tied career highs with 21 rebounds and five assists vs. Washington on 3/26. Blocked a career-high tying four shots at Charlotte on 11/17. **2006-07:** One of three players on the team to appear in all 82 games (Wilcox and Wilkins), starting 56. Averaged 9.6 ppg, 8.1 rpg, 1.0 apg, 0.8 bpg and 29.0 mpg. Led team with 66 blocks. Averaged 8.1 rpg (T-18th in NBA). Led or co-led the team in rebounding 33 times. Registered 18 double-doubles. Shot 50.0 percent (318-of-636) from the field (27th in NBA). Posted career highs of 29 points and 21 rebounds at Phoenix on 1/9 to become the 10th player in franchise history to record a 20/20 game, and the 40th overall 20/20 game in team history. Registered 25 points and 13 rebounds vs. Utah on 11/12. **2005-06:** Appeared in 66 games. Averaged 7.5 ppg and 5.6 rpg. Led the team in rebounding 17 times. Registered eight double-doubles. Shot 52.5 percent (207-394) from the field. Recorded 20 points and 11 rebounds 4/18 at Sacramento. Suffered a partially-torn plantar fascia in his left foot vs. Utah on 3/5 and missed the ensuing 14 games. Recorded back-to-back double-doubles for the first time in his career with 17 points and a career-high 15 rebounds vs. Atlanta on 2/10 and 12 points and 11 rebounds at New Orleans/Oklahoma City on 2/8. Scored 20 points and grabbed 12 rebounds at Toronto on 11/13. **2004-05:** One of only two players on the team to appear in all 82 games (Ridnour). Averaged 5.6 ppg and 4.6 rpg in 17.0 mpg. Shot 53.7 percent (190-354) from the field (1st among rookies). Averaged 4.6 rpg (10th among rookies). Scored in double figures 13 times. Grabbed 10-plus rebounds five times. Led or co-led the team in rebounds 15 times. Registered four double-doubles. Scored 16 points twice (vs. Golden State on 2/16 and vs. the Lakers on 4/8). Grabbed 12 rebounds vs. Golden State on 2/16. Suffered a broken nose vs. Phoenix on 3/6. **2003-04:** Missed entire rookie season due to surgery on both shoulders. Had successful left shoulder surgery on 10/14. Had successful surgery on his right shoulder on 2/13.

PLAYOFFS

Appeared in postseason play in six of his 10 NBA seasons while appearing in 82 playoff games (two starts) and recording averages of 4.7 points and 4.1 rebounds in 17.7 minutes. **2014:** Appeared in 17 games (two starts) and averaged 1.9 points and 2.2 rebounds in 10.8 minutes. **2013:** During 2013 postseason, appeared in 11 games and averaged 5.0 points, 4.6 rebounds and 1.1 assists in 16.2 minutes. Scored in double figures twice. **2012:** Appeared in 20 games and averaged 3.5 points, 3.4

rebounds and 1.0 assist in 16.6 minutes. Set a 2012 playoff-high with 10 rebounds vs. Miami in Game 1 of the NBA Finals. **2011:** In 17 games averaged 6.7 points and 5.8 rebounds in 24.3 minutes. **2010:** Averaged 3.2 points and 4.7 rebounds in six first round playoff games versus the LA Lakers. **2005:** Averaged 8.4 ppg and 5.0 rpg in 11 games. Shot 60.7 percent from the floor (37-61). Scored a playoff-high 15 points and grabbed nine rebounds in Game 5 against Sacramento on 5/3.

COLLEGE

2003: NCAA All-Final Four Team. NABC National Player of the Year. Associated Press First-Team All-America. John R. Wooden All-American Team. *Basketball Times* First-Team All-American. USBWA First-Team All-American. Big 12 Player of the Year (Coaches). NABC First-Team All-American. First-Team All-Big 12 (AP and Coaches). First-Team Academic All-Big 12. Three-time Big 12 Player of the Week. **2002:** Honorable Mention AP All-America. Big 12 All-Tournament Team. Second-team All-Big 12. **2001:** Second-team AP All-Big 12. First-team All-Big 12 (coaches). *Sporting News* first-team All-Big 12. Second-team Academic All-Big 12. Two-time Big 12 Player of the Week. **2000:** Honorable Mention All-Big 12 (AP). Big 12 All-Freshman Team. Two-time Big 12 Rookie of the Week. **2002-03 (Senior):** Led Kansas to the NCAA title game against Syracuse. Averaged 18.5 ppg (2nd in Big 12), 10.0 rpg (3rd in Big 12, 18th in the nation) and 1.9 bpg. Totaled 702 points, the seventh highest single-season total in school history. Scored a career-high 33 points against Duke in the Jayhawks' NCAA Sweet 16 win. Grabbed a career-high 23 rebounds vs. Texas. **2001-02 (Junior):** Named to the All-Big 12 Academic Second Team. Averaged 15.6 ppg, 8.3 rpg and 2.2 bpg (1st in Big 12). Shot 59.2 percent from the field (245-414). **2000-01 (Sophomore):** Averaged 14.0 ppg, 6.7 rpg and 1.6 bpg. Shot a career-high 59.7 percent from the field (187-313). **1999-2000 (Freshman):** Averaged 10.5 ppg and 6.9 rpg. Started every game with the exception of Senior Day.

PERSONAL

Full name is Nicholas John Collison. Served as a member of 2003 USA Basketball World Championship Team that participated in Puerto Rico. Father Dave coached on the high-school level for 23 years, including Nick's team at Iowa Falls. Lists favorite movie as *Anchorman* and he says that if he could appear on any reality show it would be *The Amazing Race*. Visited South Africa as part of the NBA's Without Borders program in 2012. Listed *Curb Your Enthusiasm* as his favorite show of all-time. Favorite subject in school was history as a kid.





35 KEVIN DURANT

POSITION: Forward HEIGHT: 6-9 WEIGHT: 240

BIRTHDATE

9/29/88

BIRTHPLACE

Washington, D.C.

HIGH SCHOOL

Montrose Christian (Suitland, MD)

COLLEGE


Texas

HOW ACQUIRED/DRAFT BACKGROUND

Selected by the OKC franchise in the first round (No. 2 overall) of the 2007 NBA Draft.

CURRENT NBA SEASON

8th NBA season



CAREER AVERAGES

Appeared in 569 games (569 starts) and averaged 27.3 points, 6.9 rebounds, 3.5 assists, 1.2 steals and 1.0 blocks in 38.0 minutes.

2014-15 SEASON AVERAGES

Appeared in 27 games (27 starts) and averaged 25.4 points, 6.6 rebounds and 4.1 assists in 33.8 minutes.

2014-15

Named to the Western Conference All-Star team for the sixth consecutive season. Scored a season-high 44 points to go along with 10 rebounds and seven assists on New Year's Eve in a win over Phoenix (12/31). Returned to the Thunder lineup after missing the first seventeen games of the year to a Right Foot Jones Fracture vs. New Orleans (12/2), scored 27 points with three rebounds and two assists in 30 minutes. Scored a career-high 30 first-half points on 10-of-13 shooting (5-of-6 from three) in 19 minutes at Golden State (12/18), becoming the first player since the NBA-ABA merger to score 30-plus points in fewer than 20 minutes played. Hit a career-high-tying seven three point field goals in a win at Denver (2/9). Scored in double figures in all 27 games. Twenty games of 20-plus points. Eight games of 30-plus points. Two games of 40-plus points. Five double-doubles. Five games of 10-plus rebounds. Seventeen games DNP – Right Foot Jones Fracture. Six games DNP – Right Ankle Sprain. Four games DNP – Sprained Left Toe. Twenty-eight games DNP – Right Foot Surgery.

NBA CAREER

2013-14: Named the 2013-14 Kia NBA Most Valuable Player on May 5 after totaling 1,232 points, including 119 first-place votes. Named to the 2013-14 All-NBA First Team. Appeared in 81 games (81 starts) and averaged an NBA best 32.0 points, 7.4 rebounds, a career-high 5.5 assists and 1.3 steals in 38.5 minutes. Scored 25 points in 41 straight games from 1/7-4/8 (longest streak of his career and third longest in NBA history). Named the NBA's Western Conference Player of the Month four times (Nov., Dec., Jan. and March) this season (11 career POM awards, the most in the Western Conference since the start of the 2009-10 season). During the Month of January, Durant averaged 35.9 points per game while shooting 54.9% from the field (highest scoring month of Durant's career). Scored 30-plus points in 12 consecutive games during the month of January (longest streak of his career). Set a career-high with 54 points vs. Golden State (1/17), representing a Thunder era record for most points scored in a game. Scored 51 points (fourth

50-point game of his career) during double-overtime win at Toronto (3/31). Posted 27 double-doubles, including three triple-doubles (six career triple-doubles). Scored 30-plus points 47 times (most in NBA) including 14 40-plus point efforts (most in NBA) and two 50 point games. On 17 occasions, scored 30-plus points while recording 10-plus rebounds. Against Minnesota (12/1), registered 32 points, 10 rebounds, 12 assists, four steals and four blocks to become the first player to hit such benchmarks since blocks and steals became official stats during the 1973-74 season. Scored 42 points during the Thunder season opener at Utah (10/30) which represents the second most points scored in franchise history on opening night (Dale Ellis scored 46 points in 1988). Was named a starter on the Western Conference All-Star team for the fourth consecutive season (5th overall All-Star appearance). Finished with a game-high tying 38 points, 10 rebounds, six assists and a steal in 35 minutes. **2012-13:** Named to the All-NBA First Team for a fourth consecutive season. Became the sixth player in NBA history to finish the season shooting 50.0% from the field, 40.0% from 3-point range, and 90.0% from the free throw line (Min. 150 FT and 3FG attempts). Led the NBA in free throw shooting accuracy (90.5%). Led the NBA in total points scored (2,280). Recorded three triple-doubles on the season: vs. New Orleans (2/27), at Houston (2/20) and his first career triple-double vs. Golden State (11/18). Registered a career-high 52 points during win at Dallas (1/18). In the game, went a perfect 21-of-21 from the free throw line (second best free throw shooting game in NBA history; Dominique Wilkins went 23-of-23 from the free throw line in 1992). Became the first player in NBA history to record 20-plus made free throws in back-to-back games (1/18-1/20). Started season with three consecutive double-doubles for the first time in his career. Posted double-doubles in the first half of three games this season: vs. Portland (11/2), vs. Golden State (11/18) and vs. Chicago (2/24) after only accomplishing the feat once previously prior to this season. Recorded 18 double-doubles on the season, including three triple-doubles. Scored 20-plus points 71 times, including 33 30-point efforts and six 40-point scoring games. Set a career-high with 11 assists at Houston (2/20). Named the NBA Western Conference Player of the Month for October/November and then again for the month of March. Named a starter on the 2013 Western Conference All-Star Team (third time being named a starter and fourth All-Star selection overall). In the All-Star game, recorded a game-high 30 points (13-24 FG) to help lead the West All-Stars to victory. Recorded 6.3 assists per game (represents a career best). **2011-12:** Named to the All-NBA First Team for a third consecutive season after becoming the seventh player in league history to lead the NBA in scoring for three consecutive seasons. Set a career-high with 51 points during overtime win vs. Denver on 2/19. The 51 points scored represents the fourth highest scoring output in franchise history. Received the NBA's Player of the Month honors for the month of February and for the month of March. Matched a career-best streak with double-doubles in five consecutive outings



(1/27 at Golden State - 2/4 at San Antonio). Notched 18 double-doubles on the season. Named MVP of the All-Star game after posting a game-high 36 points and seven rebounds. Named a starter on the 2012 Western Conference All-Star team after receiving 1,345,566 votes, second most in the Western Conference. Received the NBA's Western Conference Player of the Week award on three occasions this season (Durant has won eight career POW awards). Became the first player to score 30+ points in the first four games of the season since Kobe Bryant (2005-06 season). Connected on third game winning field goal of his career as time expired on 12/29 vs. Dallas. Pulled-down a season-high 17 rebounds 3/23 vs. Minnesota. Scored 30+ points 25 times (17-8 record) including, four 40-point efforts and one 50-point effort (2/19/12 vs. Denver). **2010-11:** Named to the All-NBA First Team for a second consecutive season after becoming just the 11th player in NBA history to win the scoring title in back-to-back seasons. Led the NBA with five 40-point scoring efforts en route to a league-best 27.7 point per game scoring average. The two-time NBA Player of The Month (December and April) led the NBA with 29 30-point scoring efforts and in those games the Thunder posted a 24-5 record. Through his first four NBA seasons, Durant has amassed 8,128 points scored. Among all active NBA players only LeBron James (8,439) recorded more points scored through his first four NBA seasons. Named the NBA's player of the week on two occasions. Recorded five straight double-doubles for the first time in his career 1/30 vs. Miami - 2/8 vs. Memphis. Matched a career-high with 47 points and set a new career-high with 18 rebounds during OKC's one-point win at Minnesota (1/26). Recorded 13 double-doubles on the season (Most recent: 25 points and 11 rebounds 4/1 at Portland). Matched a career-high with five blocks shots vs. Portland (3/27). Made game-winning 3-point field goal as time expired 1/22 vs. New York. Named the NBA's Kia Western Conference Player of the Month in December and in April. During month of December, helped lead the Thunder to an 11-5 mark (best in the Northwest Division) while averaging a league-best 29.4 points. Connected on 16-of-16 free throws for second time this year on 11/15 at Utah and converted 16-of-17 FTs 11/22 vs. Minnesota. Appeared in his 300th career NBA game 3/18 vs. Charlotte. At the time only two active players scored

more points than Durant (7,760) in their first 300 games (Shaquille O'Neal and LeBron James). Scored 34 points in his second All-Star appearance at STAPLES Center on 2/20. **2009-10:** Was named First Team All-NBA. Became youngest player in NBA history to win the scoring title (30.1 ppg) and the first in franchise history. Finished second (behind LeBron James) in NBA MVP voting. One of only 10 players in NBA history to start every game and average 30+ points. Set franchise record and led the NBA with 756 made free throws. Recorded back-to-back 40 points games for the first time in his career vs. Minnesota (4/4) and at Utah (4/6). Set all-time franchise record for points in a single season (2,472 points scored). Matched season-high with 45 points and a career-high seven made three-point FGs at Utah (4/6). Made first career All-Star appearance (2/14) and recorded 15 points and five rebounds in 20 minutes. Led NBA and set a franchise record with 47 games of 30+ points. His streak of 25+ points in 29 consecutive games (12/22 - 2/23) is an all-time franchise record and the longest streak for all active NBA players. Recorded 25 double-doubles on the year including vs. Denver (4/7) with 33 points and 11 rebounds. Led team in scoring in 75-of-82 games. Tallied 40+ points eight times. Tied franchise record with 15 free throw makes in a half on 3/19 at Toronto. Became 2nd youngest NBA player (LeBron James) to record 2,000 points through first 68 games at age 21 or younger. Posted season-high 45 points and 11 rebounds vs. Golden State (1/31), by shooting 16-of-21 on the night became the 2nd player in franchise history to score 45+ points on better than

REGULAR SEASON Career Highs

Minutes.....	52.....	03/21/2014.....	OKC at Toronto (3 times)
Field Goals.....	19.....	01/17/2014.....	OKC vs. Golden State (Twice)
Field Goal Attempts.....	34.....	01/17/2014.....	OKC at Utah (Twice)
Three-Point Field Goals.....	7.....	02/09/2015.....	OKC at Toronto (3 times)
Three-Point Attempts.....	15.....	04/06/2014.....	OKC at Phoenix
Free Throws.....	24.....	01/23/2009.....	OKC at L.A. Clippers
Free Throw Attempts.....	26.....	01/23/2009.....	OKC at L.A. Clippers
Offensive Rebounds.....	4.....	01/30/2011.....	OKC vs. Miami (9 times)
Defensive Rebounds.....	16.....	03/09/2011.....	OKC at Philadelphia (Twice)
Rebounds.....	18.....	01/26/2011.....	OKC at Minnesota
Assists.....	12.....	03/09/2014.....	OKC at LA Lakers (3 times)
Steals.....	5.....	01/16/2013.....	OKC vs. Denver (4 times)
Turnovers.....	11.....	01/22/2014.....	OKC at San Antonio
Blocked Shots.....	5.....	03/27/2011.....	OKC vs. Portland (Twice)
Points.....	54.....	01/17/2014.....	OKC vs. Golden State

NBA REGULAR SEASON STATISTICS

SEASON/TEAM	G-GS	MIN	FGM-FGA	PCT	3-PT FG		FTM-FTA	PCT	REB	Averages	
					FGM-FGA	PCT				PPG	PFG
07-08 Seattle	80-80	2768	587-1366	.430	59-205	.288	391-448	.873	70	27.8	3.48
08-09 OKC	74-74	2885	661-1390	.476	97-230	.422	452-524	.863	77	40.5	2.25
09-10 OKC	82-82	3239	794-1668	.476	128-351	.365	756-840	.900	105	51.8	2.31
10-11 OKC	78-78	3038	711-1538	.462	145-414	.350	594-675	.880	57	47.6	2.16
11-12 OKC	66-66	2546	643-1297	.496	133-344	.387	431-501	.860	40	48.7	2.21
12-13 OKC	81-81	3119	731-1433	.510	139-334	.416	679-750	.905	46	59.4	2.40
13-14 OKC	81-81	3122	849-1688	.503	192-491	.391	703-805	.873	58	54.0	2.58
14-15 OKC	27-27	913	238-467	.510	64-159	.403	146-171	.854	16	16.2	1.78
TOTALS	569-569	21630	5214-10847	.481	957-2528	.379	4152-4714	.881	469	34.60	2.39

NBA PLAYOFF STATISTICS

SEASON/TEAM	G-GS	MIN	FGM-FGA	PCT	3-PT FG		FTM-FTA	PCT	REB	Averages	
					FGM-FGA	PCT				PPG	PFG
09-10 OKC	6-6	231	43-123	.350	10-35	.286	54-62	.871	8	38	4.6
10-11 OKC	17-17	722	155-345	.449	37-109	.339	140-167	.830	18	12.1	1.39
11-12 OKC	20-20	837	198-383	.517	41-110	.373	133-154	.864	13	13.5	1.48
12-13 OKC	11-11	485	112-246	.455	22-70	.314	93-112	.830	7	9.2	1.09
13-14 OKC	19-19	815	194-422	.460	43-125	.344	132-163	.810	25	14.5	1.70
TOTALS	73-73	3090	702-1519	.462	153-449	.341	552-658	.839	71	53.1	2.02



75.0% shooting (Spencer Haywood on 1/7/72; 48 pts on 21-of-28 FGs). Matched career-high with 13 offensive rebounds at Dallas (1/15). Named NBA Player of The Week on three separate occasions. Became the 2nd youngest NBA player (behind only LeBron James) to reach 4,000 career point scored on 12/4 vs. Boston as he finished with a game-high 36 points. With his 28-point performance on 11-of-22 shooting versus the Jazz in Utah (11/24), became just the fourth player in league history, joining LeBron James (twice), Shaquille O'Neal and Michael Jordan, to score at least 400 points during the first 15 games of a season at age 21 or younger. Set all-time franchise record for most free throws without a miss (18) at Sacramento (11/10) en route to game-high 37 points. **2008-09:** Appeared 74 games (all starts) and averaged 25. 3 points, 6. 5 rebounds, 2. 8 assists, 1. 30 steals in 39. 0 minutes. Ranked 6th in the NBA in scoring (25. 3 ppg) and 5th in minutes played (39. 0). Recorded 20 or more points 57 times. 30-plus points 21 times including five straight games from 2-1/2-10, marking the longest streak of his career. 40-plus points on three occasions. 15 double-doubles. Three-plus steals 13 times. Scored 20-plus points in 18 consecutive contests (Excludes game at Dallas (2/27) in which he played eight minutes and left with injury) from 1/28-3/24. Career-high 47 points vs. New Orleans (2/17). Set franchise record with 24 free throw makes (24-26 FT) and career-high 15 rebounds at L.A. Clippers (1/23). Career-high five steals at Dallas (12/13). Seven games on inactive list. Winner of first annual H-O-R-S-E competition sponsored by Geico as part of All-Star weekend. **2007-08:** Named NBA's Rookie of the Year and to the NBA All-Rookie First-Team. Received NBA Rookie of the Month award five times. Became the third teenager to average more

than 20 points per game (Carmelo Anthony, LeBron James). Appeared in 80 games (80 starts). Averaged 20. 3 points per game (1st among rookies, 24th in NBA). Shot 87. 3 percent (391-448) from the foul line (1st among rookies, 11th in NBA). Averaged 2. 4 apg (3rd among rookies). Scored 20-plus points 44 times. Scored 30-plus points seven times. Led or co-led the team in scoring 47 times. Led team with 75 blocks. Played in the T-Mobile Rookie Challenge on 2/15, tallying 23 points, eight rebounds and four assists. Recorded career-high 42 points on 18-of-25 shooting at Golden State on 4/16, and added a career-high 13 rebounds. At age 19 years 200 days, no player in the history of the NBA has scored as many points in a game at a younger age. Dished out a career-high nine assists and scored 37 points in a career-high 51 minutes vs. Denver on 4/6.

CAREER PLAYOFFS

Appeared in 73 postseason contests (73 starts) and averaged 28.9 points, 8.2 rebounds, 3.8 assists, 1.2 blocks and 1.1 steals in 42.3 minutes. **2014:** During the 2014 postseason, appeared in 19 games (19 starts) and averaged 29.6 points, 8.9 rebounds, 3.9 assists and 1.3 blocks in 42.9 minutes. Recorded seven double-doubles and 11 30+ point performances. **2013:** Appeared in 11 games (11 starts) and averaged 30.8 points (ranked 1st in NBA playoffs), 6.3 assists and 9.0 rebounds in 44.0 minutes. Matched a playoff postseason-high with 41 points in Game 3 at HOU. Scored 20+ points in all 11 games, including five 30 point efforts and one 40 point outing. In game 1 vs. Memphis record 35+ points, 15+ rebounds and six+ assists in a postseason game (Became the only player in franchise history to accomplish such a feat). Posted three double doubles. **2012:** Appeared in 20

games (20 starts) and averaged 28.5 points, 7.4 rebounds, 3.7 assists and 1.20 blocks in 41.9 minutes. With the score tied at 98-98, Kevin Durant hit the game winning 3-point field goal with 14 seconds left in Game 4 at L.A. Lakers in the Western Conference Semifinals. Connected on the game-winning field goal with 1.5 seconds left in regulation during Game 1 vs. Dallas in the First Round. Scored 18 of his game-high 36 points in the fourth quarter during Game 4 win vs. San Antonio (including 16 straight points for OKC) in the Western Conference Finals. Scored 17 of his game-high 36 points in the fourth quarter during Game 1 of the Finals vs. Miami. Recorded seven double-doubles in the 2012 postseason. Scored 20+ points in all 20 playoff games while scoring 30+ points on 10 occasions. **2011:** Scored 30+ points seven times, including three efforts of 40+. Recorded 5 double-doubles. Became the 20th player in NBA history to score 39+ points in a Game 7 during OKC's second round victory over Memphis on 5/15 (39 points; 13-25 FGs). Set a playoff career-high with 41 points (13-22 FGS) during opening round Game 1 victory vs. Denver before matching his postseason career-best postseason scoring effort in Game 5 vs. Denver. During the Thunder's close-out victory over Denver on 4/27, scored 16 (6-9 FGs) of his 41 points in the 4th quarter. Made a career playoff-high five 3-point field goals (5-6 3FGs) in Game 4 defeat on 4/25 vs. Denver.

CAREER ALL-STAR

Named to his fifth career NBA Western Conference All-Star team (named starter for fourth time in career) during the 2013-14 season after leading all Western Conference players with a total of 1,396,294 votes. **2013-14:** Scored a game-high 38 points on 14-27 shooting alongside 10 rebounds, six assists and one steal in 35 minutes at Smoothie King Center in New Orleans. **2012-13:** Scored a game-high 30 points on 13-24 shooting alongside six rebounds, two steals and one assist to help the West top the East 143-138 at Toyota Center in Houston, Texas. **2011-12:** Received MVP honors after scoring a game-high 36 points on 14-of-25 shooting. With a career All-Star scoring average of 28.3 points per game, Kevin Durant is the game's all-time leader in points per game (minimum three appearances). **2010-11:** In the game at STAPLES Center in Los Angeles, Durant scored 34 points in 30 minutes of action. He was named to the starting lineup after receiving the second most votes in the Western Conference. **2009-10:** Became the first All-Star in Oklahoma City Thunder history and in the game played at Dallas Cowboys Stadium in Arlington, TX, scored 15 points and grabbed five rebounds.

USA BASKETBALL

Won a gold medal as a member of Team USA during the 2012 Olympics in London. Set a USA Basketball Olympic record by scoring 156 points in a single Olympic games. In eight games (all starts), registered averages of 19.5 points and 5.8 rebounds in 26.0 minutes per game. During the summer of 2010 Durant helped lead the USA Men's National Team to a gold medal during the 2010 FIBA World Championships played in Turkey. Durant, the tournament MVP recorded a game-high 28 points

during the United States' gold medal winning, 81-64 victory over host country Turkey. He also set the all-time USA single game scoring record by notching 38 points during the USA's semifinal match-up versus Lithuania.

COLLEGE

Earned National Player of the Year honors from *The Associated Press*, NABC, USBWA, CBS/Chevrolet and *The Sporting News* and was named the winner of the Adolph Rupp Trophy, the Naismith Award and the Wooden Award, becoming the first-ever freshman in NCAA history to win any of those awards. Earned consensus First Team All-American honors, becoming just the third freshman in NCAA history to earn that honor, joining Wayman Tisdale (1983) and Chris Jackson (1989). Named Big 12 Freshman and Player of the Year, earned First Team All-Conference honors and was named to the league's All-Defensive Team. Set single-season school and Big 12 record for points in a season with 903, a total that ranks as the second-most by a freshman in NCAA history. Also set a single-season school record for total rebounds in a season with 390, a mark that ranks second in Big 12 history and third all-time for a freshman in NCAA history. **2006-07 (Freshman):** Averaged 25.8 ppg (first in Big 12, fourth in the nation), 11.1 rpg and 1.9 bpg in 35 games. Averaged 28.9 ppg and 12.5 rpg in conference play, both Big 12 single-season records for league games only. Scored 20-plus points 30 times and posted 30-plus points 11 times. Recorded 20 double-doubles. Talled a career-high 37 points on four occasions. Named Big 12 Tournament Most Valuable Player after scoring a tournament-record 92 points.

HIGH SCHOOL HIGHLIGHTS

2005-06 (Senior) Named First Team All-American by USA Today and Parade Magazine after senior season at Montrose Christian (MD) after averaging 23.6 ppg, 10.2 rpg, 3.0 apg, 3.0 spg and 2.6 bpg. Named Co-MVP of the McDonald's All-American Game after posting 25 points for the West squad. Led Montrose Christian to a 20-2 record and a No. 9 ranking in the final USA Today poll. **2004-05 (Junior):** Named Second Team All-American by Parade Magazine. Averaged 19.6 ppg and 8.8 rpg for Oak Hill Academy. Shot 65 percent from the field, including 43 percent from three-point range.

PERSONAL

Dedicated his first outdoor basketball court in North America at North Highland Elementary in Oklahoma City through his foundations "Build It And They Will Ball" initiative. Donated \$1 million to the Oklahoma Red Cross to help those effected by the tornados in May of 2013. Wears No. 35 to honor his childhood AAU coach, Charles Craig, who died when he was 35. Favorite food is crab legs. Most admired Vince Carter as a child. Loves to play video games (NBA Live and March Madness) and shopping for clothes. Favorite motto, which his mentor and coach Taras Brown recited when Kevin was working out, is: "Hard work beats talent when talent fails to work hard."



34 JOSH HUESTIS

POSITION: Forward HEIGHT: 6-7 WEIGHT: 230

BIRTHDATE

12/19/91

HIGH SCHOOL

C.M. Russell (Great Falls, MT)

COLLEGE

Stanford

BIRTHPLACE

Webster, TX

HOW ACQUIRED/DRAFT BACKGROUND

Selected by Oklahoma City in the first round (No. 29 overall) of the 2014 NBA Draft.

CURRENT NBA SEASON

Rookie



NBA D-LEAGUE

2014-15: In 44 games (43 starts) with the Oklahoma City Blue, averaged 10.3 points, 5.7 rebounds, 1.1 assists and 1.6 blocks in 33.1 minutes. Finished 13th overall in the NBADL for blocks per game (1.6) and 21st in three-pointers made per game (1.9). His 1.6 blocks per game ranked second among NBADL players listed at or below a height of 6-7. One of only two players in the NBADL to average over 1.5 blocks and 1.5 three-point field goals per game. Sunk a career-high seven three-pointers en route to a career-best 24 points at Iowa on 1/31. Swatted a career-best six shots to go with 17 points and seven rebounds at Austin on 12/6. Scored a then career-high 21 points on 7-of-9 shooting (including 4-of-5 from three) in a win over RGV on 12/10. Grabbed a career-best 11 boards on 1/3 at Texas. Tallied 21 points on 7-of-10 shooting (5-of-8 from three) in a win over Austin on 1/24. Scored in double figures in 23 games. Three games of 20+ points. Three double-doubles. Four games of 10+ rebounds.

COLLEGE

2013-14 (Senior): Averaged 11.2 points, 8.2 rebounds, 1.2 assists, 1.9 blocks and 35.2 minutes in 36 games. Named to Pac-12 Defensive Team. Stanford's all-time leading shot blocker. Blocked 69 shots in 2013-14 and 190 over his career. Scored in double figures in 19 of 36 games played. Scored a season-high 22 points twice, against Arizona and UCLA. Scored 18 points twice, against Texas Southern and Northwestern. Blocked a season-high five shots against UCLA. Grabbed a season-high 18 rebounds against USC. Grabbed double digit rebounds in 10 of 36 games played. **2012-13 (Junior):** Averaged 10.5 points, 9.0 rebounds, 2.1 blocks and 32.1 minutes in 34 games. Named to Pac-12 Defensive Team. Scored a season-high 22 points against USC. Blocked a season-high 10 shots against Seattle. Blocked eight shots against Belmont. Grabbed a season-high 14 rebounds twice, against Belmont and Lafayette. **2011-12 (Sophomore):** Averaged 5.3 points, 4.8 rebounds, 2.1 blocks and 20.1 minutes in 37 games. Named Pac-12 Defensive Team Honorable Mention and Pac-12 All-Academic Honorable Mention. Scored a season-high 13 points twice, against Colorado and Utah. Grabbed a season-high 11 rebounds against Fresno State. **2010-11 (Freshman):** Averaged 2.2 points and 2.0 rebounds in 9.9 minutes per game. Scored a season-high 11 points against USC. Grabbed a season-high six rebounds against UC Riverside.

PERSONAL:

Given name is Josh Sutton Huestis. Pronounced HUE-stiss. Born in Webster, Texas. Parents are Gary Walsh and Bonnie Huestis. 2010 graduate of C.M. Russell High School in Great Falls, Mont. Has three brothers - Christian, Derius and Holden, and one sister, Kava. His brother, Christian Dean, is a defender for the Vancouver Whitecaps of Major League Soccer.

NBA D-LEAGUE STATISTICS

SEASON/TEAM	G-GS	MIN	FGM-FGA	PCT	3-PT FG FGM-FGA	PCT	FTM-FTA	PCT	OFF	Rebounds				AST	STL	TO	BLK	PTS	Averages		
										DEF	TOT								RPG	APG	PPG
14-15 OKC Blue	44-43	1456	162-435	.372	85-269	.316	44-67	.657	46	203	249	50	28	28	47	28	453	5.7	1.1	10.3	
TOTALS	44-43	1456	162-435	.372	85-269	.316	44-67	.657	46	203	249	50	28	47	28	453	5.7	1.1	10.3		



9

SERGE IBAKA

POSITION: Forward HEIGHT: 6-10 WEIGHT: 245

BIRTHDATE
9/18/89

BIRTHPLACE
Brazzaville (Republic of Congo)

HOW ACQUIRED/DRAFT BACKGROUND
Selected by the Oklahoma City Thunder with the No. 24 overall pick in the 2008 NBA Draft.

CURRENT NBA SEASON
7th NBA season

CAREER AVERAGES

Appeared in 446 games (335 starts) and averaged 11.4 points, 7.5 rebounds and 2.6 blocks in 28.2 minutes.

2014-15 SEASON AVERAGES

Appeared in 64 games (64 starts) and averaged 14.3 points, 7.8 rebounds and 2.42 blocks (2nd in the NBA) in 33.1 minutes.

2014-15

Recorded a double-double in a career-best five game stretch (1/23-1/31). With four blocked shots in the Thunder's season opener at Portland (10/29), Ibaka became the third youngest player in NBA history to record 1,000 career blocks. Posted a career-high tying 27 points vs. Golden State (1/16) after recording 14 points on 6-7 shooting in the fourth quarter. Scored 26 points (11-of-14 shooting) and grabbed 10 rebounds at Dallas (12/28). Swatted season-high eight shots against Sacramento (1/7) along with 11 points and 10 rebounds. Pulled down a then season-high 19 rebounds to go with 13 points in a win over Minnesota (1/26). Became the first Thunder player in the Oklahoma City era to record a 20-20 game, scoring 21 points with a career-best 22 rebounds vs. Dallas (2/19). Totaled 20 points, eight rebounds and season-high-tying eight blocks vs. Denver (2/22). Notched 25 points (12-of-19 shooting) with nine boards, three assists and three blocks at Chicago (3/5). Has scored 20-plus points in 12 games. Seventeen double-doubles. Scored in double figures in 53 games this season. Twenty-six games with three-plus blocks. Seventeen games of 10-plus rebounds. Three games DNP – Right Knee Soreness. Fifteen games DNP – Right Knee Surgery.

NBA CAREER

2013-14: Named to the NBA's All-Defensive First-Team for the third straight season. Led the NBA in total blocks for the fourth consecutive season joining Dikembe Mutombo as the only two players in NBA history to accomplish the feat. OKC went 10-2 when Ibaka blocked 5+ shots. Set a Thunder record by going a perfect 12-for-12 en route to 25 points at Brooklyn (1/31). Scored 20-plus points in three consecutive games for the first time in his career (1/16-1/19). Registered 29 double-doubles. Posted three consecutive double-doubles for the first time in his career (11/24-11/29). Registered a string of three or more blocks in eight consecutive games (one of two players to accomplish such a feat since the start of the 2005-06 season). Pulled-down 10-plus rebounds on 32 occasions. Scored in double figures 69 times (including a career-long 17 game stretch from 2/11-3/25), including 16 20-plus point efforts. Registered a career-high with 27



points (9-14 FGs) at Golden State (11/4) and at Houston (4/4). Matched a career-high with 20 rebounds, including a career-high 16 defensive rebounds at Milwaukee (11/16). One game DNP – Flu Like Symptoms. **2012-13:** Named to the NBA's All-Defensive First-Team for a second consecutive season. Finished second in the NBA's Defensive Player of the Year voting. Recorded career-highs in scoring, rebounding and assists during the 2012-13 season. Set a career-high with 26 points on 12-of-17 shooting at Washington (1/7). The 12 made field goals also represented a career-best. Recorded 20-plus points in back-to-back games for the first time in his career on 11/8 and 11/9. Scored in double figures on 61 occasions including six 20-plus point outings (OKC 5-1 in those games). Blocked three or more shots 42 times. Recorded a season-high eight blocks during win at Milwaukee (3/30). Blocked two or more shots in first 13 games of the season (a franchise record). Set a then career-high with 11 made field goals during win vs. Houston (11/28). Posted 15 double-doubles on the season. Two DNP's – Chest Contusion. Set a career-high with four assists vs. Golden State (2/6). **2011-12:** Named to the NBA's All Defensive First Team (trailed only LeBron James in the most points garnered for the award). Set an all-time franchise record with 3.65 blocks per game (most blocks per game recorded in the NBA in more than a decade). Became the first player in franchise history to record a triple-double which included blocked shots, with 14 points, 15 rebounds and 11 blocked shots vs. Denver (2/19). His 11 blocks in the game is an all-time franchise record. Set a career-high with 20 rebounds vs. Phoenix (3/7). Set a then career-high and later matched an all-time franchise record by registering 10 blocked shots during OKC win at Dallas

REGULAR SEASON Career Highs

Minutes	47	11/29/2013	OKC vs. Golden State
Field Goals	12	03/05/2015	OKC at Chicago (5 times)
Field Goal Attempts	20	11/14/2014	OKC vs. Detroit
Three-Point Field Goals	4	01/18/2015	OKC at Orlando (2 times)
Three-Point Attempts	9	01/25/2015	OKC at Cleveland (2 times)
Free Throws	9	11/14/2013	OKC at Golden State (2 times)
Free Throw Attempts	10	02/15/2011	OKC vs. Sacramento (3 times)
Offensive Rebounds	9	03/07/2012	OKC vs. Phoenix
Defensive Rebounds	16	11/16/2013	OKC at Milwaukee
Rebounds	22	02/19/2015	OKC vs. Dallas
Assists	5	04/14/2014	OKC at New Orleans
Steals	3	01/04/2013	OKC vs. Phoenix
Turnovers	5	11/07/2014	OKC vs. Memphis (5 times)
Blocked Shots	11	02/19/2012	OKC vs. Denver
Points	27	01/16/2015	OKC vs. Golden State (3 times)

(2/1) and then again at Sacramento (2/9). Oklahoma City went 31-12 when Ibaka blocked three-plus shots. Scored in double figures on 28 occasions including one effort of 20 points. Recorded 10 or more rebounds 17 times. Registered 10-plus blocks three times while recording 12 double-doubles and one triple-double. **2010-11:** Led the NBA with 198 blocked shots and ranked third in blocks per game (3.2). Posted four or more blocked shots 18 times this season and the Thunder registered a 16-2 record in those games. Ranked 8th in the NBA with 54.3% field goal shooting percentage. Matched a career-high with 8 blocked shots at Washington (3/14) and recorded a total of 15 blocks at Cleveland (3/13) and at Washington (3/14) which represents the most blocks in franchise history during a two game span since Alton Lister blocked 16 shots in back-to-back games during the 1988-89 season. Participated in the Sprite Slam Dunk Contest during All-Star weekend in Los Angeles. Recorded at least a single blocked shot in 26 consecutive games from {12/21 – 2/15 (longest streak in the NBA at the time)}. Thunder went 32-12 with Ibaka in the starting lineup. Scored in double figures 42 times this season after scoring 10+ 18 times during all of the 2009-10 season. Tallied 12 double-doubles on the year including back-to-back double-doubles for the first time in his career (12/31 vs. Atlanta – 1/1 at San Antonio). Pulled-in a career-high 15 rebounds on two occasions this year (2/23 vs. San Antonio and 1/22 vs. New York). Converted 9-10 FGs and led all reserves with 18 points during win at Phoenix (2/4). Went a perfect 7-of-7 from the field and scored 16 points to go along with a game-high eight rebounds 11/28 at Houston. Registered a career-high 22 points on 9-13 FGs to go along with a game-high 11 rebounds for his second double-double of the year at Utah (11/15). **2009-10:** Scored 10-plus points 18 times. Grabbed 10-plus rebounds eight times. Registered four double-doubles on the season. Season-high tying 15 points and five blocked shots during season finale vs. Memphis (4/14). Season-high tying 15 points to go along with team-high 13 rebounds at Denver (3/3). Grabbed a career-high 14 rebounds in 28 minutes at L.A. Lakers (12/22). The 14 rebounds were the most by an Oklahoma City rookie since Jeff Green pulled-down 14 rebounds on 11/23/07 vs. New Jersey. Scored first point at L.A. Clippers (11/11). Made NBA debut at Detroit (10/30) and finished with one rebound in three minutes of action. Eight DNP's – Coach's Decision. One game inactive.

NBA REGULAR SEASON STATISTICS

SEASON/TEAM	G-GS	MIN	FGM-FGM-FGA	PCT	3-PT. FG		Rebounds							Averages						
					FGM-FGA	PCT	FTM-FTA	PCT	OFF	DEF	TOT	AST	STL	TO	BLK	PTS	RPG	APG	PPG	
09-10 OKC	73-0	1323	201-370	.543	1-2	.500	58-92	.630	138	259	397	10	25	68	97	461	5.4	0.1	6.3	
10-11 OKC	82-44	2216	335-617	.543	0-1	.000	138-184	.750	214	408	622	22	31	71	198	808	7.6	0.3	9.9	
11-12 OKC	66-66	1792	262-490	.535	1-3	.333	78-118	.661	193	305	498	28	33	79	241	603	7.5	0.4	9.1	
12-13 OKC	80-80	2486	446-778	.573	20-57	.351	143-191	.749	222	395	617	43	28	125	242	1055	7.7	0.5	13.2	
13-14 OKC	81-81	2666	524-978	.536	23-60	.383	156-199	.784	224	485	709	85	39	123	219	1227	8.8	1.0	15.1	
14-15 OKC	64-64	2166	374-786	.476	77-205	.376	92-110	.836	135	364	499	55	30	97	155	917	7.8	0.9	14.3	
TOTALS	446-335	12599	2142-4019	.533	123-328	.372	665-894	.744	1126	2216	3342	243	186	563	1152	5071	7.5	0.5	11.4	

NBA POSTSEASON STATISTICS

SEASON/TEAM	G-GS	MIN	FGM-FGA	PCT	3-PT. FG		FTM-FTA	PCT	Rebounds			AST	STL	TO	BLK	PTS	Averages		
					FGM-FGA	PCT			OFF	DEF	TOT						RPG	APG	PPG
09-10 OKC	6-0	152	20-35	.571	0-0	---	7-10	.700	13	26	39	2	4	6	12	47	6.5	0.3	7.8
10-11 OKC	17-17	490	67-145	.462	0-1	.000	33-40	.825	47	77	124	3	2	21	52	167	7.3	0.2	9.8
11-12 OKC	20-20	569	84-159	.528	1-4	.250	26-36	.722	47	68	115	12	11	11	59	195	5.8	0.6	9.8
12-13 OKC	11-11	366	59-135	.437	4-9	.444	19-24	.792	39	53	92	8	0	7	33	141	8.4	0.7	12.8
13-14 OKC	17-17	581	87-147	.592	5-13	.385	26-34	.765	31	85	116	12	11	20	42	205	6.8	0.7	12.1
TOTALS	71-65	2159	317-621	.510	10-27	.370	111-144	.771	177	309	486	37	28	65	198	755	6.8	0.5	10.6

PLAYOFFS

Appeared in 71 career postseason contests (65 starts) and posted averages of 10.6 points, 6.8 rebounds and 2.8 blocks in 30.4 minutes per game. **2014:** During the 2014 postseason, appeared in 17 games (17 starts) and averaged 12.1 points, 6.8 rebounds and 2.5 blocks in 34.2 minutes. Recorded three double-doubles and six games of 4+ blocks. Missed two games in the Western Conference Finals due to injury. **2013:** Appeared in 11 games (11 starts) and averaged 12.8 points, 8.4 rebounds and 3.00 blocks in 33.3 minutes... Recorded four double-doubles. Scored in double figures nine times. Became the All-Time franchise leader in postseason blocked shots (139). **2012:** Set a playoff career-high with 26 points on perfect 11-of-11 shooting in Game 4 of the Western Conference Finals vs. San Antonio. Only Larry McNeil made more consecutive shots during a postseason game in NBA history (12-12 FGs 4/13/75; KCO vs. CHI). Recorded a then playoff career-high 22 points to go along with six rebounds and five blocked shots in 39 minutes during Game 1 in the First Round versus Dallas. Scored in double figures eight times and recorded a double-double in Game 3 of the First Round at Dallas with a game-high 11 rebounds and 10 points. **2011:** Registered five double-doubles in the 2011 playoffs. Set a playoff franchise record with nine blocked shots in Game 5 of the first round vs. Denver.

INTERNATIONAL HIGHLIGHTS

2014: Member of the Spanish National Team at the 2014 FIBA Basketball World Cup in Spain. In six games, averaged 8.0 points, 5.5 rebounds and 1.3 blocks in 18.3 minutes. Shot .500 from the field. Scored in double figures in three of the six games. **2012:** Won a silver medal in the 2012 Olympics as a member of the Spanish national team. During Olympic play, Ibaka appeared in eight games and averaged 8.0 points, 4.4 rebounds and 1.25 blocks in 15.1 minutes. **2008-09:** Spent the season playing professionally in Spain for Ricoh Manresa. In 31 games, averaged 7.1 points, 4.5 rebounds and 1.0 blocks in 15.5 minutes per contest. **2007-08:** Averaged 11.3 points, 8.2 rebounds and 3.0 blocked shots through 32 games for C.B. L'Hospitalet in the Spanish LEB Gold league. Posted 27 points and 11 rebounds vs. Alicante Costa Blanca. Tallied 14 points and 15 rebounds vs. Basket Cai Zaragoza. Registered 10 points, 12 rebounds and seven blocked shots vs. Ciudad de La Laguna Canarias. **2006-07:** Averaged 13.3 points, 9.0 rebounds and 1.8 blocked shots in four games with DKV Joventut in the Final Phase of the Circuito Sub-20.

PERSONAL

Received the Kia Community Assist Award in April 2014. He has pledged \$315,000 to the "UNICEF Gets Boys and Girls in the Game" project for the renovation and expansion of two orphanages in Brazzaville, Congo. During the 2014 playoffs, he donated \$500 to the cause for every blocked shot he recorded. Also this past year, he participated in WildAid's "No Hype" campaign to raise awareness about the problems of the ivory trade and poaching. Parents both played basketball for the National Team in the Congo. Has 17 siblings. Lived with his grandmother during the civil unrest in the Congo in the mid-to-late '90s in a house with no electricity or running water. Learned the game of basketball playing on outdoor courts wearing shoes with cardboard inserts to cover the holes in the soles. Made donations to the Congolese federation to help create opportunities for other young players to find success.





11 ENES KANTER

POSITION: Center HEIGHT: 6-11 WEIGHT: 245

BIRTHDATE

5/20/92

COLLEGE

Kentucky

BIRTHPLACE


Zurich, Switzerland

HOW ACQUIRED

From the Utah Jazz on 2/19/15 along with forward Steve Novak in exchange for center Kendrick Perkins, forward Grant Jerrett and the draft rights to center Tibor Pleiss. Additionally, as part of a three team trade, the Thunder acquired guard D.J. Augustin and forward Kyle Singler from the Detroit Pistons in exchange for guard Reggie Jackson.

CURRENT NBA SEASON

5th NBA season



CAREER AVERAGES

Appeared in 291 games (113 starts) and averaged 10.2 points and 6.4 rebounds in 21.4 minutes.

2014-15 SEASON AVERAGES

Appeared in 75 games (74 starts) with Utah and Oklahoma City and averaged 15.5 points on .519 shooting from the field (482-of-928) and 8.9 rebounds (16th in the NBA) in 28.5 minutes. In 26 games (26 starts) with Oklahoma City, averaged 18.7 points on .566 shooting from the field (196-of-346), 11.0 rebounds and 1.1 assists in 31.1 minutes. In 49 games (48 starts) with Utah, averaged 13.8 points and 7.8 rebounds in 27.1 minutes.

2014-15

In his Thunder debut, recorded 10 points and 13 rebounds at CHA (2/21) followed by 20 points and 12 boards vs. Denver (2/22) the next night. Posted 23 points and 15 boards vs. Minnesota (3/13). Totaled 18 points and 18 boards in a win vs. Chicago (3/15). Scored 27 points on a career-high-tying 12 field goals with 12 rebounds vs. Miami (3/22). Totaled a career-high 30 points (9-of-13 shooting) with 16 rebounds vs. Dallas (4/1). Notched 25 points and 16 rebounds in a win over LA Lakers (3/24). Scored 27 points to go with 13 rebounds in a win over Portland (4/13). Registered 25 points and 15 boards in the Thunder's season finale at Minnesota (4/15). Acquired by Oklahoma City from the Utah Jazz through trade on 2/19. Scored a then career-high 29 points at New Orleans (12/16). Put together a double-double of 23 points and 16 rebounds at MIL (1/22). Had a team-high 21 points and 11 rebounds vs. LA Clippers (1/28). Scored in double figures in 58 games. Scored 20-plus points on 18 occasions. Has recorded 30 double-doubles this season (16 with the Thunder). Grabbed 10-plus rebounds in 30 games. One game DNP – Right Thigh Contusion. One game DNP – Left Ankle Sprain.

NBA CAREER

2013-14: Appeared in 80 games (37 starts) and averaged 12.3 points and 7.5 rebounds in 26.7 minutes, all career-high marks. Posted a career-high 24 double-doubles. Led Utah in rebounding

24 times and in scoring 11 times. Recorded 10 or more points in 53 games and 20-plus points in 12 games. Pulled down 10 or more rebounds in 27 contests. Recorded a then career-high 27 points and 14 rebounds at MIL (3/3). Pulled down a career-high tying 10 offensive rebounds (12 total rebounds), while contributing 20 points at Phoenix (11/1). Missed one game due to right quadriceps tendinitis (4/16). Inactive one other game (11/25). **2012-13:** Appeared in 70 games (two starts) and averaged 7.2 points and 4.3 rebounds in 15.4 minutes. Scored in double-figures 22 times. Grabbed 10-plus rebounds twice. Had two double-doubles. Missed two games due to a sprained right ankle (1/4-1/5). Missed 10 games due to a dislocated left shoulder (3/29-4/17). Registered a then career-high 23 points and career-high 22 rebounds vs. CHA (3/1). **2011-12:** Appeared in 66 games and averaged 4.6 points and 4.2 rebounds in 13.2 minutes. Became the 10th Jazz rookie in franchise history to appear in every regular season game. Scored in double figures seven times. Pulled down 10-plus rebounds four times. Had 11 rebounds at LA Lakers (12/27), the most in a Jazz rookie debut since the team moved to Utah.

PLAYOFFS

Appeared in four games against San Antonio in 2012, averaging 3.5 points, 4.0 rebounds and 1.00 block in 10.8 minutes.

REGULAR SEASON Career Highs

Minutes	44	03/01/2013	Utah vs. Charlotte
Field Goals	13	04/13/2015	OKC vs. Portland
Field Goal Attempts	22	12/16/2014	Utah at New Orleans (Twice)
Three-Point Field Goals	2	11/12/2014	Utah at Atlanta
Three-Point Attempts	4	11/12/2014	Utah at Atlanta
Free Throws	11	04/01/2015	OKC vs. Dallas (Twice)
Free Throw Attempts	12	04/01/2015	OKC vs. Dallas (Twice)
Offensive Rebounds	10	04/05/2015	OKC vs. Houston (Twice)
Defensive Rebounds	17	03/01/2013	Utah vs. Charlotte
Rebounds	22	03/01/2013	Utah vs. Charlotte
Assists	5	03/01/2015	OKC at LA Lakers
Steals	3	01/16/2015	Utah vs. LA Lakers (Twice)
Turnovers	7	11/05/2013	Utah at Brooklyn
Blocked Shots	4	12/07/2013	Utah vs. Sacramento
Points	30	04/01/2015	OKC vs. Dallas

NBA REGULAR SEASON STATISTICS

SEASON/TEAM	G-GS	MIN	FGM-FGA	PCT	3-PT. FG			Rebounds					AST	STL	TO	BLK	PTS	Averages		
					FGM-FGA	PCT	FTM-FTA	PCT	OFF	DEF	TOT	RPG						APG	PPG	
11-12 Utah	66-0	874	117-236	.496	0-1	.000	70-105	.667	107	171	278	8	18	54	23	304	4.2	0.1	4.6	
12-13 Utah	70-2	1078	206-379	.544	1-1	1.000	93-117	.795	135	169	304	31	28	101	32	506	4.3	0.4	7.2	
13-14 Utah	80-37	2138	419-853	.491	0-1	.000	149-204	.730	222	376	598	75	28	144	42	987	7.5	0.9	12.3	
14-15 OKC/UTA	75-74	2135	482-928	.519	16-45	.356	183-234	.782	277	394	671	55	36	145	29	1163	8.9	0.7	15.5	
TOTALS	291-113	6225	1224-2396	.511	17-48	.354	495-660	.750	741	1110	1851	169	110	444	126	2960	6.4	0.6	10.2	

NBA PLAYOFF STATISTICS

SEASON/TEAM					3-PT FG		Rebounds										Averages				
G-GS	MIN	FGM-FGA	PCT	FGM-FGA	PCT	FTM-FTA	PCT	OFF	DEF	TOT	AST	STL	TO	BLK	PTS	RPG	APG	PPG			
11-12 Utah	4-0	43	7-16	.438	0-0	-	0-1 .000	8	8	16	1	0	4	4	14	4.0	0.3	3.5			
TOTALS	4-0	43	7-16	.438	0-0	-	0-1 .000	8	8	16	1	0	4	4	14	4.0	0.3	3.5			

INTERNATIONAL CAREER

Played for the Turkish national team at EuroBasket 2011 in Lithuania, averaging 9.6 points and 3.9 rebounds. Played for the Turkish U18 national team in 2009 and was named the championship's MVP after averaging 18.6 points and a tournament-best 16.4 rebounds, leading Turkey to the bronze medal at the European Championships in France. Named Best Player and Best Center at the 2009 European Championships by eurobasket.com. Won a bronze medal at the European Championships in the U16 division in 2008. Shot an event record 13-21 from the field, scoring 34 points and grabbing 13 rebounds at the 2010 Nike Hoops Summit in Portland, Ore.. His 34-point scoring effort for the World Team broke the individual record of 33 points previously set by Dirk Nowitzki in 1998.

COLLEGE

Enrolled as freshman at the University of Kentucky in 2010-11, but ruled ineligible to play by the NCAA. Though unable to compete, stayed at Kentucky as a special assistant, attending classes and working out with the team.





33 MITCH MCGARY

POSITION: Forward HEIGHT: 6-10 WEIGHT: 255

BIRTHDATE
6/06/92

HIGH SCHOOL
Brewster Academy (Wolfeboro, NH)

COLLEGE
Michigan

BIRTHPLACE
Chesterton, IN

HOW ACQUIRED/DRAFT BACKGROUND
Selected by Oklahoma City in the first round (No. 21 overall) of the 2014 NBA Draft.

CURRENT NBA SEASON
2nd NBA Season



2014-15 SEASON AVERAGES

Appeared in 32 games (two starts) and averaged 6.3 points and 5.2 rebounds in 15.2 minutes.

2014-15

In his third appearance of the season posted 19 points on 8-of-9 shooting with 10 rebounds in 23 minutes as part of a win over LA Clippers (2/8). Recorded another double-double the next night at Denver (2/9) with 17 points and 10 boards. Totaled nine points and 10 rebounds with two blocks and two steals in 15 minutes at CHA (2/21). Scored a career-high 20 points to go with nine rebounds at Portland (2/27). Pulled down a career-high 13 rebounds (including 11 in the first half) with 12 points at Dallas (3/16). Seven games scoring in double figures. Three double-doubles. Five games of double-digit rebounds. Missed 17 games – Left foot Fracture. Missed 23 games – Peritonitis Left Tibia.

NBA D-LEAGUE

2014-15: During four separate assignments with the Oklahoma City Blue, appeared in eight games (six starts) and averaged 16.4 points, 7.8 rebounds, 1.13 blocks and 1.88 steals in 24.3 minutes. Recorded two double-doubles. Scored 20-plus points twice.

COLLEGE

2013-14 (Sophomore): Averaged 9.5 points and 8.3 rebounds in 24.6 minutes over eight appearances. Shot 54.5 percent (30-of-55) from the field. Posted two double-doubles - 14 points, 12 rebounds vs. Florida State and 15 points, 14 rebounds at Duke. Preseason candidate for the John R. Wooden Award, Naismith Award and USBWA's Oscar Robertson Award. Selected to five Preseason All-America teams - Associated Press (First Team), USA Today (First Team), Sporting News (First Team), Athlon Sports (Second Team) and Blue Ribbon

College Basketball (Second Team) – and the Preseason All-Big Ten Team. Sat out the final 27 games after season-ending back surgery. **2012-13 (Freshman):** Averaged 7.5 points, 6.3 rebounds, 1.1 steals and 0.7 blocks in 19.7 minutes. Started eight games, including all six games in the NCAA Tournament. Selected to the NCAA Final Four All-Tournament Team in 2013 after helping Michigan reach the National Title game. Averaged 14.3 points, 7.2 rebounds, 2.0 steals and 1.7 blocks in 30.7 minutes per game in the tournament and shot 67.8 percent from the field. Scored a career-best 25 points on 12-of-17 shooting vs. Kansas in the Sweet 16, and tied a personal-best with 14 rebounds. Notched 21 points on 10-of-11 shooting and 14 boards vs. VCU in the Second Round. Collected 10 points, 12 rebounds and a season-high six assists in the Final Four vs. Syracuse. Recorded a career-high five steals, along with 11 points and nine rebounds in the Elite Eight vs. Florida. A Two-time Big Ten Freshman of the Week pick. Had five double-doubles and scored in double-figures in 12 games.

PERSONAL:

Given name is Mitchell Neil William McGary. Born June 6, 1992 in Chesterton, Ind. Left-handed. Played three seasons at Chesterton High School before enrolling in Brewster Academy (Wolfeboro, NH) where he was teammates with fellow Thunder draft selection Semaj Christon. Played for USA Basketball Men's Junior National Select Team at Nike Hoop Summit as a high school senior in 2012.

REGULAR SEASON Career Highs

Minutes	28	02/27/2015	OKC at Portland
Field Goals	10	02/27/2015	OKC at Portland
Field Goal Attempts	13	02/27/2015	OKC at Portland
Three-Point Field Goals	1	04/15/2015	OKC at Minnesota (Twice)
Three-Point Attempts	5	02/24/2015	OKC vs. Indiana (Twice)
Free Throws	6	02/22/2015	OKC vs. Denver (Twice)
Free Throw Attempts	5	02/21/2015	OKC at Charlotte (3 times)
Offensive Rebounds	9	03/16/2015	OKC at Dallas
Defensive Rebounds	13	03/16/2015	OKC at Dallas
Rebounds	2	04/07/2015	OKC vs. San Antonio (3 times)
Assists	3	03/25/2015	OKC vs. San Antonio
Steals	4	03/24/2015	OKC vs. LA Lakers (Twice)
Turnovers	4	04/15/2015	OKC at Minnesota
Blocked Shots	20	02/27/2015	OKC at Portland
Points			

NBA REGULAR SEASON STATISTICS

SEASON/TEAM	G-GS	MIN	FGM-FGA	PCT	3-PT FGM-FGA	PCT	FTM-FTA	PCT	OFF	DEF	TOT	AST	STL	TO	BLK	PTS	Averages		
																	RPG	APG	PPG
14-15 OKC	32-2	485	88-165	.533	0-2	.000	25-40	.625	53	112	165	14	16	31	16	201	5.2	0.4	6.3
TOTALS	32-2	485	88-165	.533	0-2	.000	25-40	.625	53	112	165	14	16	31	16	201	5.2	0.4	6.3





2

ANTHONY MORROW

POSITION: Guard HEIGHT: 6-5 WEIGHT: 210

BIRTHDATE

9/27/85

HIGH SCHOOL

Charlotte Latin (Charlotte, NC)

COLLEGE

Georgia Tech

BIRTHPLACE

Charlotte, NC

HOW ACQUIRED

Signed as a free agent on 7/16/14.

CURRENT NBA SEASON

9th NBA seasons



CAREER AVERAGES

Appeared in 447 games (129 starts) and averaged 10.5 points, 2.5 rebounds and 1.0 assists in 23.8 minutes.

2014-15 SEASON AVERAGES

Appeared in 74 games and averaged 10.7 points on .434 from three-point range (sixth in the NBA) and 2.6 rebounds in 24.4 minutes.

2014-15

Shot 11-for-16 from the field and 4-for-5 from beyond the arc to score 28 points (including 19 in the fourth quarter) in a win at Boston (11/12). Pulled down a season-high 11 rebounds vs. Golden State (11/23). Tallied 16 points (including 14 in the first half) in a home win over Dallas (2/19). Shot 8-of-12 from the field (6-of-9 from three) to score 26 points vs. LA Clippers (3/11). Sunk six threes and scored 21 points (12 in the fourth quarter) in a win over Atlanta (3/20). Scored a season-high 32 points (6-of-9 shooting from three-point range) vs. Dallas (4/1). Scored in double figures in 39 games. Scored 20-plus points five times. Two double-doubles. Seven games DNP – Left MCL Sprain. One game DNP – Right Shoulder Soreness.

NBA CAREER

2013-14: Scored in double digits on 19 occasions, including seven games of 20 or more points. Posted 20 or more points in four games during a six-game stretch from 3/26 to 4/4. Scored 26 points to lead the team on nine made field goals on 4/4 at Utah. Led the team in scoring with 23 points on 3/31 vs. Sacramento. Scored 20 points on 3/28 vs. Utah. Led the Pelicans in scoring on 3/26 vs. LA Clippers with 27 points on 9 FGM. Scored 14 points, including a game-tying jumper with 0.9 seconds left to send the game into overtime on 3/9 vs. Denver. Led New Orleans with 20 points on 2/3 vs. San Antonio. Scored 21 points to lead the team to a victory on 1/24 at Detroit. Scored 11 points off the bench on 3-3 from beyond the arc on 12/18 at LA Clippers. Came off the bench to score 14 pts (including 4-4 3PT FG) at Orlando on 11/1. DNP – CD – 4 times. NWT – 2 times – illness. **2012-13:** In 41 games (one start) with the Atlanta Hawks and Dallas Mavericks, averaged 4.0 points in 9.3 minutes. Shot 44.1% (61-145 FGs) from the field, 37.2% (16-43 3FGs) from 3-point range and 90.9% (20-22 FTs) from the line. In 24 games (one start) with Atlanta, averaged 5.2 points, 1.1 rebounds and 12.5 minutes. In 17 games with Dallas, averaged 2.3 points and 4.8 minutes while shooting 50.0% (17-34 FGs) from the field. **2011-12:** In

62 games (18 starts) with the New Jersey Nets, averaged 12.0 points, 2.0 rebounds and 1.0 assists in 26.4 minutes (.413 FGs, .371 3FGs, .933 FTs). Scored 20-or-more points 10 times. Missed three games due to injury and one due to personal reasons. Scored a season-high 42 points vs. Minnesota on 2/3. **2010-11:** In 58 games (47 starts) with the New Jersey Nets, averaged 13.2 points and 3.0 rebounds in 32.0 minutes (.450 FG%, .423 3FG%, .897 FT%). Ranked 10th in the NBA in 3FG%, tying for the fifth-best mark in Nets history. **2009-10:** Appeared in 69 games (35 starts) with the Golden State Warriors, averaging 13.0 points, 3.8 rebounds and 1.5 assists in 29.2 minutes (.468 FG%, .456 3FG%, .886 FT%). Averaged 14.3 points, 4.4 rebounds, 2.0 assists and 1.2 steals in his 35 starting assignments. Ranked fifth in the NBA in 3FG% (.456), and became one of only four players in NBA history to convert at least 80 3-pointers and shoot at least 45% from 3-point territory in back-to-back seasons. **2008-09:** Appeared in 67 games (17 starts) with the Golden State Warriors, posting 10.1 points, 3.0 rebounds and 1.2 assists in 22.6 minutes (.478 FG%, .467 3FG%, .870 FT%). Started in 17 games and averaged 16.6 ppg and 4.6 rpg in 34.9 mpg in those contests. Led the NBA in 3FG%, becoming the first rookie in NBA history (and the first Golden State player) to lead the league in that category. His .467 3-point field goal percentage was the highest mark ever by an NBA rookie with at least 150 attempts.

COLLEGE

Played four seasons at Georgia Tech, averaging 11.4 points and 3.0 rebounds and 24.7 minutes in 123 games (70 starts). His career free throw percentage of 86.7% established a school record. His 258 career 3-point field goals were tied for third all-time at Tech with Travis Best (16th in ACC history). As a senior in 2007-08, finished as

Tech's scoring leader (14.3 ppg, 15th in ACC), while hitting an ACC-best 44.8% of his 3s (ranked 14th nationally). In 2005-06, earned Honorable mention All-Atlantic Coast Conference and was Tech's top scorer at 16.0 points per game (13th in ACC).

PERSONAL

Full name is Anthony Jarrad Morrow. Nicknamed "A-Mo". Son of Larry Mayhew and Angela Morrow. Majored in science, technology and culture. Named "Mr. Basketball" in North Carolina as a senior. Three-time all-state performer who led his Charlotte Latin High School team to state championships each of his last two years among North Carolina 3A Independent Schools. Lettered four years for coach Jerry Faulkner and served as team captain two years. Averaged 22.4 points, 9.8 rebounds and 3.1 assists as a senior as Latin went 27-4, and won MVP honors in the state tournament. Junior year averages were 24 points and eight rebounds per game while Latin went 26-1. Played for Team USA in the Global Games in Dallas, Texas.



REGULAR SEASON Career Highs

Minutes	52	12/01/2010	Golden State vs. OKC
Field Goals	16	04/02/2010	Golden State vs. New York
Field Goal Attempts	23	04/02/2010	Golden State vs. New York
Three-Point Field Goals	8	02/03/2012	New Jersey vs. Minnesota
Three-Point Attempts	13	12/11/2009	Golden State at Chicago
Free Throws	8	12/31/2014	OKC vs. Phoenix (4 times)
Free Throw Attempts	9	12/31/2014	OKC vs. Phoenix (Twice)
Offensive Rebounds	6	01/05/2015	OKC at Golden State (3 times)
Defensive Rebounds	10	01/05/2015	OKC at Golden State
Rebounds	12	04/15/2009	Golden State at Phoenix
Assists	6	02/10/2010	Golden State vs. LA Clippers (twice)
Steals	6	02/27/2010	Golden State vs. Detroit
Turnovers	5	12/09/2009	Golden State at New Jersey
Blocked Shots	2	03/19/2010	Golden State at San Antonio (3 times)
Points	42	02/03/2012	New Jersey vs. Minnesota

NBA REGULAR SEASON STATISTICS

SEASON/TEAM	G-GS	MIN	FGM-FGA	PCT	3-PT. FG			FTM-FTA	PCT	Rebounds					Averages				
					FGM-FGA	PCT	FTM-FTA			PCT	OFF	DEF	TOT	AST	STL	TO	BLK	PTS	RPG
08-09 Golden State	67-17	1515	255-534	.478	86-184	.467	80-92	.870	78	121	199	80	36	52	12	676	3.0	1.2	10.1
09-10 Golden State	69-37	2018	329-703	.468	140-307	.456	101-114	.886	61	198	259	104	65	84	16	899	3.8	1.5	13.0
10-11 New Jersey	58-47	1856	279-620	.450	110-260	.423	96-107	.897	37	135	172	68	19	54	7	764	3.0	1.2	13.2
11-12 New Jersey	62-18	1636	272-658	.413	106-286	.371	97-104	.933	31	96	127	61	46	70	9	747	2.0	1.0	12.0
12-13 Atlanta/Dallas	41-1	383	64-145	.441	16-43	.372	20-22	.909	11	19	30	13	13	8	1	164	0.7	0.3	4.0
13-14 New Orleans	76-9	1426	238-520	.458	88-195	.451	72-87	.828	29	111	140	59	38	51	12	636	1.8	0.8	8.4
14-15 OKC	74-0	1806	285-615	.463	141-325	.434	79-89	.888	40	155	195	60	54	38	11	790	2.6	0.8	10.7
TOTALS	447-129	10640	1722-3795	.454	687-1600	.429	545-615	.886	287	835	1122	445	271	357	68	4676	2.5	1.0	10.5



6

STEVE NOVAK

POSITION: Forward HEIGHT: 6-10 WEIGHT: 225

BIRTHDATE
6/13/83HIGH SCHOOL
Brown Deer (Brown Deer, WI)COLLEGE
MarquetteBIRTHPLACE
Brown Deer, WI

HOW ACQUIRED

From the Utah Jazz on 2/19/15 along with center Enes Kanter in exchange for center Kendrick Perkins, forward Grant Jerrett and the draft rights to center Tibor Pleiss. Additionally, as part of a three team trade, the Thunder acquired guard D.J. Augustin and forward Kyle Singler from the Detroit Pistons in exchange for guard Reggie Jackson.

CURRENT NBA SEASON
10th NBA season

CAREER AVERAGES

Appeared in 449 games (six starts) and averaged 4.8 points and 1.3 rebounds in 12.5 minutes.

2014-15 SEASON AVERAGES

Appeared in 35 games with Utah and Oklahoma City and averaged 1.8 points in 5.6 minutes. In 13 games with Oklahoma City, averaged 1.2 points in 6.8 minutes. In 22 games with Utah, averaged 2.2 points in 5.0 minutes.

2014-15

Acquired by Oklahoma City from the Utah Jazz through trade on 2/19. Had a season-high 12 points on 4-of-5 from three at New Orleans (2/9). The next game, put together another 12-point performance on 4-of-6 three-point shooting at Dallas (2/11). Posted nine points and three boards at Golden State (11/21). Two games of double-digit scoring. Eight games DNP – Appendectomy. Six games DNP – Coach's Decision.

NBA CAREER

2013-14: Appeared in 54 games (one start) for the Toronto Raptors. Averaged 3.3 points and 1.1 rebounds in 10.0 minutes per game. DNP-CD in 22 games. Inactive for six contests. Shot a team-best 42.6% (52-of-122) from three-point range. Tallied double-figure scoring in four contests. **2012-13:** Appeared in 81 games (one start) and averaged 6.6 points, 1.9 rebounds in 20.3 minutes in a career-best 81 games. Also set career-highs in minutes (1,641) and three-point field goals made (149). Shot 42.5% (149-of-351) from three-point range, ranked 11th in the NBA. Had 19 double-figure scoring games, with one 20-plus effort. Logged 30-plus minutes on 10 occasions. Tallied 17 points on 5-of-7 shooting from downtown and had a season-best seven rebounds in a career-high tying 41 minutes at CHA (4/15). Had 12 points and a career high-tying four assists vs. LA Lakers (12/13). **2011-12:** Appeared in 54 games and averaged a career-best 8.8 points in 18.9 minutes over 54 contests. DNP-CD 12 times. Led the NBA with 47.2 percent shooting from three-point range (133-of-282). Had two 20-plus scoring outings. Made a career-high eight three-pointers en route to a career-best 25 points vs. Boston (4/17). **2010-11:** Appeared in 30 games for San Antonio and Dallas and averaged 3.5 points in 7.2 minutes over 30 games. Shot 52.2% (35-of-67) from the field, 56.5% (26-of-46) from three-point range, and a perfect 8-8 from the charity stripe. **2009-10:** Appeared in 54 games and averaged 2.1 points and 6.7 minutes. Recorded four

double-digit scoring games. **2008-09:** Appeared in 71 games (three starts) for the L.A. Clippers and averaged 6.9 points and 1.8 rebounds in 16.4 minutes per game. Went 119-of-286 (.416) from downtown, and ranked 19th among NBA players in three-point percentage. Had four 20-plus scoring games. **2007-08:** Appeared in 35 games and averaged 3.9 points and 1.0 rebounds in 7.5 minutes. Shot 47.9% (34-of-71) from three-point range. **2006-07:** Appeared in 35 games (one start) and averaged 1.5 points in 5.5 minutes during his rookie campaign.

PLAYOFFS

Has appeared in 22 playoff contests (one start) with Houston, San Antonio, New York and Toronto, averaging 1.7 points and 1.2 rebounds in 8.5 minutes. **2014:** Averaged 3.8 minutes and 1.3 rebounds over four games in Toronto's first round series vs. Brooklyn. **2013:** Appeared in nine games for New York against Boston and Indiana. Scored eight points in 16 minutes at Boston (4/26). **2012:** Appeared in five games (one start) for New York, averaging 2.4 points and 3.0 rebounds in 19.0 minutes. Made first career playoff start in game three of series with Miami (5/3). Logged a playoff career-high 24 minutes at Miami (4/28), knocking down 2-of-2 three-pointers to total a series-high six points. **2011:** Appeared in one game with San Antonio logging six minutes. **2008:** Appeared in three games for Houston, averaging 2.7 points in 7.0 minutes. Scored eight points in 12 minutes at Utah (5/2).

REGULAR SEASON Career Highs

Minutes.....41.....04/17/2013.....New York vs. Atlanta (Twice)
Field Goals.....8.....04/17/2012.....New York vs. Boston (Twice)
Field Goal Attempts.....15.....01/30/2009.....LA Clippers at Cleveland
Three-Point Field Goals.....8.....04/17/2012.....New York vs. Boston
Three-Point Attempts.....12.....04/20/2012.....New York at Cleveland
Free Throws.....6.....01/26/2009.....LA Clippers vs. Portland
Free Throw Attempts.....7.....01/26/2009.....LA Clippers vs. Portland
Offensive Rebounds.....2.....11/26/2013.....Toronto vs. Brooklyn (5 times)
Defensive Rebounds.....7.....04/15/2013.....New York at Charlotte
Rebounds.....8.....01/25/2009.....LA Clippers at Golden State
Assists.....4.....12/13/2012.....New York vs. LA Lakers (Twice)
Steals.....2.....03/31/2014.....Toronto at Miami (8 times)
Turnovers.....2.....12/23/2013.....Toronto vs. San Antonio (10 times)
Blocked Shots.....2.....11/25/2012.....New York vs. Detroit (3 times)
Points.....25.....04/17/2012.....New York vs. Boston

NBA REGULAR SEASON STATISTICS

SEASON/TEAM	G-GS	MIN	FGM-FGA	PCT	3-PT-FGA	PCT	FTM-FTA	PCT	OFF	DEF	TOT	AST	STL	TO	BLK	PTS	Averages		
																	RPG	APG	PPG
06-07 Houston	35-1	191	18-50	.360	13-39	.333	2-2	1.000	4	22	26	6	5	4	0	51	0.7	0.2	1.5
07-08 Houston	35-0	264	49-102	.480	34-71	.479	3-4	.750	4	31	35	6	2	4	3	135	1.0	0.2	3.9
08-09 LA Clippers	71-3	1161	176-396	.444	119-286	.416	21-23	.913	19	106	125	40	20	23	5	492	1.8	0.6	6.9
09-10 LA Clippers	54-0	362	42-108	.389	22-71	.310	7-9	.778	1	32	33	6	7	2	2	113	0.6	0.1	2.1
10-11 DAL/SAS	30-0	215	35-67	.522	26-46	.565	8-8	1.000	4	24	28	3	1	4	5	104	0.9	0.1	3.5
11-12 New York	54-0	1020	161-337	.478	133-282	.472	22-26	.846	9	95	104	12	16	21	9	477	1.9	0.2	8.8
12-13 New York	81-1	1641	178-430	.414	149-351	.425	30-33	.909	17	135	152	35	28	12	8	535	1.9	0.4	6.6
13-14 Toronto	54-1	540	60-146	.411	52-122	.426	6-6	1.000	8	50	58	13	12	5	4	178	1.1	0.2	3.3
14-15 OKC/UTA	35-0	197	22-56	.393	19-48	.396	0-2	.000	2	20	22	11	0	5	2	63	0.6	0.3	1.8
TOTALS	449-6	5591	741-1692	.438	567-1316	.431	99-113	.876	68	515	583	132	91	80	38	2148	1.3	0.3	4.8

NBA PLAYOFF STATISTICS

SEASON/TEAM	G-GS	MIN	FGM-FGA	PCT	3-PT-FGA	PCT	FTM-FTA	PCT	OFF	DEF	TOT	AST	STL	TO	BLK	PTS	Averages		
																	RPG	APG	PPG
07-08 Houston	3-0	21	3-4	.750	2-3	.667	0-0	-	1	1	2	0	0	0	1	8	0.7	0.0	2.7
10-11 San Antonio	1-0	6	0-0	-	0-0	-	0-0	-	0	1	1	0	0	0	0	0	1.0	0.0	0.0
11-12 New York	5-1	95	4-9	.444	4-7	.571	0-0	-	3	12	15	0	0	3	1	12	3.0	0.0	2.4
12-13 New York	9-0	50	7-13	.538	4-9	.444	0-0	-	2	2	4	0	1	0	0	18	0.4	0.0	2.0
13-14 Toronto	4-0	15	0-3	.000	0-3	.000	0-0	-	0	5	5	1	0	0	0	0	1.3	0.3	0.0
TOTALS	22-1	187	14-29	.483	10-22	.455	0-0	-	6	21	27	1	1	3	2	38	1.2	0.0	1.7

NBA D-LEAGUE

2010-11: Appeared in two games for the Reno Bighorns of the NBA Development League, averaging 18.5 points and 6.5 rebounds in 29.4 minutes. **2007-08:** Appeared and started in nine games for the Rio Grande Valley Vipers of the D-League while on assignment from the Rockets (11/11/07- 12/17/07). Averaged 18.3 points and 7.3 rebounds in 39.3 minutes with Rio Grande Valley.

COLLEGE

Played four seasons at Marquette (2002-06), averaging 12.4 points and 4.2 rebounds in 27.0 minutes over 126 games. Became Marquette's all-time career leader with 354 three-pointers (.461 3FG). Finished college career as Marquette's all-time free throw percentage leader (.931, 243-of-261) and ranked 10th on school's all-time scoring list (1,567). **2005-06 (Senior Season):** Appeared and started in 31 games as a senior, averaging a career-high 17.5 points and 5.9 rebounds to go along with 1.3 assists in 33.8 minutes. Scored 20-plus points on 11 occasions. Set career highs in points (41) and rebounds (16) vs. Connecticut (1/3/06). Earned All-Big East First Team honors. Named Great Alaska Shootout Tournament MVP. **2004-05 (Junior Season):** Played in 31 games (29 starts) as a junior. Averaged 13.5 points and 4.1 rebounds in 29.9 minutes. Ranked sixth in the nation for field goal percentage (.461). Recorded seven 20-plus scoring games and 26 double-figure efforts. Made at least four three-point field goals 11 times. **2003-04 (Sophomore Season):** Appeared in 31 contests (29 starts) during sophomore campaign, averaging 12.5 points, 4.6 rebounds and 1.3 assists in 29.5 minutes. Led Conference USA in free throw percentage (91.2% FT). Named Conference USA and ESPN.com Player of the Week (1/26-2/1). **2002-03 (Freshman Season):** Appeared in all 33 games as a freshman, posting averages of 6.7 points and 2.2 rebounds in 15.5 minutes. Recorded eight games of double-figure scoring. Shot 50 percent or better from the floor in 24 contests. Competed in the NCAA Final Four. Earned 2003 All-Conference USA Freshman Team honors and named Conference USA Sixth Man of the Year.



22 CAMERON PAYNE

POSITION: Guard HEIGHT: 6-3 WEIGHT: 185

BIRTHDATE
8/08/94

HIGH SCHOOL
Lausanne Collegiate (Memphis, TN)

COLLEGE
Murray State

BIRTHPLACE
Memphis, TN

HOW ACQUIRED/DRAFT BACKGROUND
Selected by Oklahoma City in the first round (No. 14 overall) of the 2015 NBA Draft.

CURRENT NBA SEASON
Rookie



COLLEGE

In 69 games at Murray State, averaged 18.5 points, 5.7 assists, 3.7 rebounds and 1.8 steals in 32.4 minutes. **Sophomore (2014-15):** Averaged 20.2 points and dished out 6.0 assists to rank 13th and 15th among NCAA Division I players, respectively. Finished first in the Ohio Valley Conference in points and second in both assists and steals. Ranked 34th in the country in steals per game (1.9). Shot 45.6 percent from the field, 78.7 from the line and 37.7 from three-point range. Named the Lute Olson Player of the Year, an award given to the top NCAA player with at least two seasons of experience. Selected as the Ohio Valley Conference MVP. Named an AP All-America Honorable Mention and a CBS Sports Third Team All-American. Selected to the Cousy Award Watch List for the nation's top point guard and Naismith Trophy Semifinalist for the country's top player. Finished the year three assists shy of the school's single-season assist mark (212). Became the second fastest Murray State player to score 1,000 career points, reaching the mark in only 57 games. Helped the Racers to a 29-6 season, which included an OVC championship and a 25-game winning streak (second-longest in the nation). Scored 30+ points on three occasions. **Freshman (2013-14):** Averaged 16.8 points, 5.4 assists and 1.7 steals. Ranked 33rd in the nation in assists per game. Named All-Ohio Valley Conference First Team and Ohio Valley Conference Freshman of the Year. Earned a MSU record nine OVC Freshman of the Week awards. Selected to the OVC All-Tournament Team. Voted NABC All-District 19 and College Sports Madness Freshman of the Year for the mid-major level. Named CollegeInsider.com Tournament MVP. Shot 40.4 percent from the field, 77.4 from the line and 34.1 percent from three-point range.

PERSONAL:

Son of Tony and Leshawn Payne. As a high school senior at Lausanne Collegiate School in Memphis, was rated the 41st-best point guard in the 2013 recruiting class by ESPN.com. Helped lead Lausanne Collegiate to the Tennessee 2A Private School championship. Named Mr. Basketball & Tennessee Sports Writer's Association All-State. Named to the Memphis Commercial Appeal Best of Preps All-City Team three times.

COLLEGE STATISTICS

SEASON/TEAM	G-GS	MIN	FGM-FGA	PCT	3-PT. FG FGM-FGA	PCT	FTM-FTA	PCT	OFF	Rebounds				STL	TO	BLK	PTS	Averages		
										DEF	TOT	AST						RPG	APG	PPG
13-14 Murray State	34	1111	190-470	.404	72-211	.341	120-155	.774	10	113	123	185	57	110	20	572	3.6	5.4	16.8	
14-15 Murray State	35	1127	245-537	.456	84-223	.377	133-169	.787	21	108	129	209	68	87	17	707	3.7	6.0	20.2	
TOTALS	69	2238	435-1007	.432	156-434	.359	253-324	.781	31	221	252	394	125	197	37	1279	3.7	5.7	18.5	





21 ANDRE ROBERSON

POSITION: Guard HEIGHT: 6-7 WEIGHT: 210

BIRTHDATE
12/04/91

HIGH SCHOOL
Wagner (San Antonio, TX)

COLLEGE
Colorado

BIRTHPLACE
Las Cruces, N.M.

HOW ACQUIRED/DRAFT BACKGROUND
Drafted by Minnesota as the 26th overall pick of the 2013 NBA Draft. Oklahoma City acquired Roberson's draft rights from Golden State (who acquired the pick earlier in the evening from Minnesota) in exchange for the draft rights to Archie Goodwin (selected #29 overall) and cash considerations.

CURRENT NBA SEASON
3rd NBA Season



CAREER AVERAGES

Appeared in 107 games (81 starts) and averaged 2.8 points and 3.3 rebounds in 15.7 minutes.

2014-15 AVERAGES

Appeared in 67 games (65 starts) and averaged 3.4 points, 3.8 rebounds and 1.0 assist in 19.2 minutes.

2014-15

Recorded his first career double-double with career highs in points (10) and rebounds (12) against Golden State (12/18). Followed up the next night by tying his then-career high of 10 points while holding Kobe Bryant to nine points on 3-of-15 shooting at LA Lakers (12/19). Blocked a career-high four shots vs. BKN (11/21). Shot 5-of-6 from the field (2-of-3 from three) to score a career-best 12 points at Denver (2/9). Tied his career high of 12 rebounds in a win over Dallas (2/19). One double-double. Scored in double figures in four games. Two games of 10-plus rebounds. Eight games DNP – Left Foot Sprain. Seven games DNP – Left Ankle Sprain.

NBA CAREER

2013-14: Oklahoma City was 12-4 with Roberson in the starting lineup. Only player to start 10 or more games at both the NBA and D-League levels. 26 DNP's – Coach's Decision. 16 DNP's – Inactive.

PLAYOFFS

2014: Appeared in two games and averaged 1.0 rebound in 4.5 minutes.

NBA D-LEAGUE

During eight assignments with the Tulsa 66ers, appeared in 17 games (all starts) and averaged 15.9 points, 9.6 rebounds, 1.6 assists, 2.47 steals, 1.29 blocks and 31.7 minutes per contest.

COLLEGE

The first Colorado player to lead the team in rebounding, blocked shots and steals for three consecutive seasons. The only CU player with

career 1,000 points (1,012) and rebounds (1,045), 150 blocks (150) and steals (164), and 100 assists (119). Just 10 boards shy of becoming the school's all-time leading rebounder before leaving Colorado. In his tenure, the Buffs put together a school-record three consecutive 20-win seasons. **2012-13 (Junior Season):** The Pac-12 Conference's Defensive Player of The Year and a First-Team All Conference pick. Became the first CU player in 22 years to average a double-double (10.9 ppg, 11.2 rpg) in consecutive years. Finished second nationally in rebounding. Posted two 20-rebound games. His average of 2.2 steals per game ranked 30th in NCAA D-1 and second in the Pac-12. His 1.3 bpg average ranked eighth in the conference. Selected to the John R. Wooden and the Naismith Player of the Year preseason Top-50 Watch lists. **2011-12 (Sophomore Season):** All-Pac-12 First Team, All-Defensive Team and All-Tournament Team. Averaged a double-double on the year (11.6 ppg, 11.1 rpg). Set the CU single-season rebounding record (401). Ranked third nationally and first in the Pac-12 in rebounds per game (11.1). Led the Pac-12 in blocks (1.9 bpg). Finished tied for fifth in NCAA D-1 in double-doubles (20). **2010-11 (Freshman Season):** Set the CU freshman record for rebounds (297) and blocks (42). Only the fourth freshman in Big 12 history to lead his team in rebounds, steals (51) and blocks (42). Tied for second in the league in rebounding despite not starting a single game.

PERSONAL:

Full name is Andre Lee Roberson. Son of John and Lisa Roberson. Father played basketball collegiately at New Mexico State (1985-89) and professionally overseas for 12 years. Mother played volleyball at New Mexico State (1985-89). Has five sisters, Ashlee (a three-year basketball letterwinner at Texas Tech University and played professionally overseas); Amber (four-year volleyball letterwinner with the University of Texas); Arielle (currently with the Colorado women's basketball team, was the 2013 Pac-12 Freshman of the Year and five-time conference Freshman of the Week recipient); Aaliyah; Arianna and one brother, Anthony. Sister, Arielle and Andre were the only brother-sister basketball siblings in the Pac-12 Conference in 2012-2013, and one of five nationally. Majored in Communication.



REGULAR SEASON Career Highs

Minutes	37	10/30/2014	OKC at LA Clippers
Field Goals	5	02/09/2015	OKC at Denver
Field Goal Attempts	9	02/19/2015	OKC vs. Dallas
Three-Point Field Goals	2	03/01/2015	OKC at LA Lakers (5 times)
Three-Point Attempts	4	04/10/2015	OKC vs. Sacramento (3 times)
Free Throws	4	11/01/2015	OKC vs. Denver
Free Throw Attempts	6	12/25/2014	OKC at San Antonio
Offensive Rebounds	6	02/19/2015	OKC vs. Dallas
Defensive Rebounds	10	12/18/2014	OKC at Golden State
Rebounds	12	02/19/2015	OKC vs. Dallas
Assists	5	11/01/2014	OKC vs. Denver
Steals	3	12/12/2014	OKC at Minnesota
Turnovers	4	10/30/2014	OKC at LA Clippers
Blocked Shots	4	11/21/2014	OKC vs. Brooklyn
Points	12	02/09/2015	OKC at Denver

NBA REGULAR SEASON STATISTICS

SEASON/TEAM	G-GS	MIN	FGM-FGA	PCT	3-PT FG		FTM-FTA	PCT	Rebounds					AST	STL	TO	BLK	Averages			
					FGM-FGA	PCT			OFF	DEF	TOT	PTS	RPG					APG	PPG		
13-14 OKC	40-16	399	33-68	.485	2-13	.154	7-10	.700	36	58	94	15	19	19	10	75	2.4	0.4	1.9		
14-15 OKC	67-65	1286	92-201	.458	21-85	.247	23-48	.479	60	195	255	70	53	46	29	228	3.8	1.0	3.4		
TOTALS	107-81	1685	125-269	.465	23-98	.235	30-58	.517	96	253	349	85	72	65	39	303	3.3	0.8	2.8		

NBA POSTSEASON STATISTICS

SEASON/TEAM	G-GS	MIN	FGM-FGA	PCT	3-PT FG FGM-FGA	PCT	FTM-FTA	PCT	Rebounds					AST	STL	TO	BLK	Averages			
									OFF	DEF	TOT	PTS	PTS					RPG	APG	PPG	PPG
13-14 OKC	2-0	9	0-3	.000	0-0	.000	0-0	.000	0	2	2	0	0	0	0	0	0	1.0	0.0	0.0	0.0
TOTALS	2-0	9	0-3	.000	0-0	.000	0-0	.000	0	2	2	0	0	0	0	0	0	1.0	0.0	0.0	0.0



5

HYLE SINGLER

POSITION: Forward HEIGHT: 6-8 WEIGHT: 228

BIRTHDATE

5/4/88

HIGH SCHOOL

South Medford (Medford, OR)

COLLEGE

Duke

BIRTHPLACE

Medford, OR

HOW ACQUIRED

From Detroit Pistons on 2/19/15 along with guard D.J. Augustin in exchange for guard Reggie Jackson. Additionally, as part of a three team trade, the Thunder acquired center Enes Kanter and forward Steve Novak in exchange for center Kendrick Perkins, forward Grant Jerrett and the draft rights to center Tibor Pleiss.

CURRENT NBA SEASON

4th NBA season



CAREER AVERAGES

Appeared in 224 games (168 starts) and averaged 8.1 points, 3.4 rebounds and 1.0 assists in 26.1 minutes.

2014-15 SEASON AVERAGES

Appeared in 80 games (58 starts) and averaged 6.0 points, 2.4 rebounds and 1.1 assist in 21.8 minutes. In 26 games (18 starts) with Oklahoma City, averaged 3.7 points and 2.1 rebounds in 17.6 minutes. In 54 games (40 starts) with Detroit, averaged 7.1 points, 2.6 rebounds, and 1.2 minutes.

2014-15

Acquired by Oklahoma City from the Detroit Pistons through trade on 2/19. Swiped a season-high three steals vs. Houston (1/31). Tied a season-high six rebounds vs. Cleveland (1/27). Connected on a career-high six three-pointers vs. Philadelphia (1/17). Dished out a career-high five assists vs. Atlanta (1/9). Scored a season-high-tying 21 points vs. Philadelphia (12/6). Recorded his 200th career assist at Toronto (1/25) and recorded his 700th career rebound at BKN (12/21). Scored in double figures in 12 games. Scored 20-plus points on three occasions. One game DNP – Coach's Decision.

NBA CAREER

2013-14: Played in all 82 games (36 starts) averaging a career-high 9.6 points and 3.7 rebounds in 28.5 minutes per game. Played in all 82 games for the second consecutive season - one of only two Pistons (Greg Monroe) to do so this season. In 36 games as a starter, averaged 11.3 points, 3.8 rebounds and 1.3 assists. Led the team in scoring twice. Scored 10-plus points 42 times and 20-plus four times. Grabbed 10-plus rebounds once and recorded one points/rebounds double-double. Scored a career-high 22 points (9-13 FG) vs. Atlanta (11/22). Tied career-high 10 rebounds vs. Philadelphia (2/1) and dished out a season-high three assists six times. Recorded career-high five steals vs. Sacramento (3/11) and blocked a season-high three shots at New Orleans (3/11). Made a career-high four 3-pointers three times [at Miami (12/3), vs. Atlanta (2/21) and vs. Cleveland (3/26)].

2012-13: Named to the 2012-13 NBA All-Rookie Second Team. Played in all 82 games (74 starts) averaging 8.8

points and 4.0 rebounds in 28.0 minutes per game. Was the only Piston to play in all 82 games. His 74 starts were the second-most by a rookie since 1981-82 (Kelly Tripucka - 82). Among NBA rookie league leaders, ranked fourth in scoring (8.8 ppg), sixth in rebounds (4.0 rpg), 10th in assists (0.9 apg), fifth in 3-point field goal percentage (.350), fifth in steals (0.7 spg), sixth in blocks (0.5 bpg) and second in minutes (28.0 mpg). Led the team in scoring once, in rebounds once and in assists twice. Scored 10-plus points 35 times and 20-plus once. Recorded one points/rebounds double-double. Scored then career-high 20 points vs. CLS (2/1), grabbed then career-high 10 rebounds vs. Portland (11/26) and dished out career-high tying five assists twice [vs. Portland (11/26) and vs. Boston (1/20)]. Blocked career-high four shots at Houston (11/10) and swiped career-high three steals five times. His 70 3-point field goals are the second most made by a rookie in franchise history (Brandon Knight - 105).

INTERNATIONAL CAREER

Played the 2011-12 season in Spain with CB Lucentum Alicante (10 games) and Real Madrid (32 games including eight Euroleague games). In 10 games with Alicante, averaged 14.4 points while shooting 46.7% from the field and 3.4 rebounds. Averaged 7.8 points and 2.2 rebounds in 24 Spanish League games for Real Madrid. Played in eight Euroleague games and averaged 8.1 points and 4.3 rebounds while helping Real Madrid reach the Spanish League championship finals.

COLLEGE

Set Duke career records for games played (148-tied), consecutive games played (148), games started (147) and minutes played (4,887). Played in 125 Duke victories

throughout his career which ranks second all-time in ACC history. Ranks fourth on Duke's all-time scoring list (2,392) and tied Johnny Dawkins for the school record for double-figure scoring games (129). Joined Art Heyman and Christian Laettner as the only three players in Duke history to top 600 points in three straight seasons and is the 11th player in school history to score 2,000-plus points. Named a honorable mention All-American by The Associated Press twice (sophomore and senior year) and first team All-ACC twice (junior and senior seasons). Was named as a finalist as a senior for the Wooden Award, Oscar Robertson Trophy, Naismith Trophy and Lowe's Senior Class Award. Led Duke to an NCAA title his junior year and was named NCAA Final Four Most Outstanding Player. Was named a second team All-ACC selection as a sophomore as well as ACC Rookie of the Year and third team All-ACC as a freshman. Is the only player in ACC history to amass over 2,000 points, 1,000 rebounds, 300 offensive rebounds, 250 three-point field goals, 200 assists, 100 blocked shots and 100 steals.

2010-11 (Senior Season): Averaged 16.9 points, 6.8 rebounds, 1.6 assists and 34.8 minutes in 37 games. Finished fifth in the ACC in scoring, was selected to the ACC All-Tournament first team following Duke's three-game championship run and was a USBWA and NABC First Team All-District choice. Scored 20-plus points 12 times during the year. Matched a career-high with 30 points (5-5 3FG) against Oregon at the Rose Garden in Portland. **2009-10 (Junior Season):** Averaged a career-high 17.7 points, 7.0 rebounds, 2.4 assists, 1.0 steals and 35.9 minutes per game in a school-record-tying 40 starts. Shot a career-high 39.9% (85-213 3FG) from three-point range. Posted 19 points, nine rebounds and two blocks in the NCAA Championship game win over Butler en route to being named Final Four Most Outstanding Player. Claimed MVP honors in the ACC Tournament by scoring 20 points (season-high 14-16 FT) vs. Georgia Tech, 27 points, eight rebounds and six assists vs. Miami and 25 points, 10 rebounds and two steals vs. Virginia Tech. Scored a career-high 30 points (8-10 3FG) earlier in the season vs. Georgia Tech in league play. **2008-09 (Sophomore Season):** Averaged 16.5 points, 7.7 rebounds, 2.4 assists, 1.5 steals, 1.0 blocks and 32.2 minutes per game in 37 games. Recorded nine double-doubles. **2007-08 (Freshman Season):** Started all 34 games as a freshman and ranked second on the team in scoring (13.3 ppg), three-pointers (51) and minutes played (28.6 mpg). Tied for the team lead in rebounds (5.8 rpg).

REGULAR SEASON Career Highs

Minutes	46	03/15/2014	Detroit vs. Indiana (Twice)
Field Goals	9	11/22/2013	Detroit vs. Atlanta (Twice)
Field Goal Attempts	17	01/10/2014	Detroit at Philadelphia (Twice)
Three-Point Field Goals	6	01/17/2015	Detroit vs. Philadelphia
Three-Point Attempts	8	01/17/2015	Detroit vs. Philadelphia
Free Throws	8	02/12/2014	Detroit vs. Cleveland
Free Throw Attempts	8	02/12/2014	Detroit vs. Cleveland (3 times)
Offensive Rebounds	5	02/01/2014	Detroit vs. Philadelphia (6 times)
Defensive Rebounds	8	11/26/2012	Detroit vs. Portland
Rebounds	10	02/01/2014	Detroit vs. Philadelphia (Twice)
Assists	5	03/29/2015	OKC at Phoenix (4 times)
Steals	5	03/11/2014	Detroit vs. Sacramento
Turnovers	6	01/11/2014	Detroit vs. Phoenix
Blocked Shots	4	11/10/2012	Detroit at Houston
Points	22	11/22/2013	Detroit vs. Atlanta

NBA REGULAR SEASON STATISTICS

SEASON/TEAM	G-GS	MIN	FGM-FGA	PCT	3-PT. FGM-FGA	PCT	FTM-FTA	PCT	OFF	DEF	TOT	AST	STL	TO	BLK	PTS	RPG	APG	PPG
12-13 Detroit	82-74	2293	275-642	.428	70-200	.350	100-124	.806	109	221	330	77	57	98	37	720	4.0	0.9	8.8
13-14 Detroit	82-36	2337	269-602	.447	94-246	.382	152-184	.826	116	187	303	75	61	79	38	784	3.7	0.9	9.6
14-15 OKC/DET	80-58	1743	172-446	.386	96-241	.398	40-52	.769	33	161	194	85	47	55	21	480	2.4	1.1	6.0
TOTALS	224-168	6373	716-1690	.424	260-687	.378	292-360	.811	258	569	827	237	165	232	96	1984	3.4	1.0	8.1



3 DION WAITERS

POSITION: Guard HEIGHT: 6-4 WEIGHT: 220

BIRTHDATE

12/10/91

HIGH SCHOOL

Life Center Academy (Burlington, NJ)

COLLEGE

Syracuse

BIRTHPLACE

Philadelphia, PA

HOW ACQUIRED

From the Cleveland Cavaliers on 1/5/15 in exchange for a protected 2015 draft pick. As part of the three team trade, Oklahoma City also sent Lance Thomas to the New York Knicks.

CURRENT NBA SEASON

4th NBA season



CAREER AVERAGES

Appeared in 211 games (95 starts) and averaged 14.0 points, 2.5 rebounds and 2.6 assists in 28.6 minutes.

2014-15 SEASON AVERAGES

Appeared in 80 games (23 starts) with Cleveland and Oklahoma City and averaged 11.8 points, 2.4 rebounds, 2.0 assists and 1.13 steals in 27.6 minutes. In 47 games (20 starts) with Oklahoma City, averaged 12.7 points, 2.9 rebounds and 1.9 assists in 30.3 minutes. In 33 games (three starts) with Cleveland, averaged 10.5 points, 2.3 assists, 1.7 rebounds and 1.33 steals in 23.8 minutes.

2014-15

Scored a career-high-tying 33 points (5-of-8 from three) at Minnesota (4/15). Tallied a then Thunder season-high of 26 points (11-of-18 shooting) in a win over Atlanta (3/20). Recorded his first career point-rebound double-double with 20 points and a career-high 10 boards vs. Philadelphia (3/4). Scored 24 points on 9-of-15 shooting in a win over Orlando (2/2). Scored 21 points vs. Golden State (1/16). Acquired via trade from the Cleveland Cavaliers on 1/5. Tallied 26 points at BKN (1/8) while a member of the Cavaliers. Scored in double figures in 42 games. Twelve games of 20-plus points. One double-double.

NBA CAREER

2013-14: Played in 70 games (24 starts) and averaged 15.9 points, 2.8 rebounds and 3.0 assists in 29.6 minutes. Was the highest scoring bench player in the Eastern Conference with averages of 14.7 points, 2.8 rebounds and 2.7 assists in 27.8 minutes over 46 games as a reserve. He averaged more points off the bench than any Cavalier player since Hot Rod Williams scored 16.9 points per game off the pine in 1989-90 (minimum 20 games). Scored in double figures in 34 of his 46 appearances off the bench, including 13 games of 20-plus points. In 24 starts with the Cavaliers, averaged 18.3 points, 2.8 rebounds, 3.5 assists and 1.3 steals in 33.2 minutes. Led Team Hill to a 142-136 win in the BBVA Compass Rising Stars Challenge at 2014 NBA All-Star Weekend in New Orleans after putting up a team-high 31 points on 10-of-14 (.714) shooting, including 4-of-6 (.667) from deep, a team-high seven assists and a team-high three steals in 22

minutes. Led or tied for the team lead in scoring 21 times, steals 16 times, assists 11 times, blocks seven times and rebounds once. Missed two games from Nov. 15-16 due to illness. Missed three games due to right wrist tendinitis from Dec. 20-23. Missed seven games from Feb. 19-March 1 due to a hyperextended left knee. Was DND four times and NWT three times. Was placed on the Inactive List five times. **2012-13:** Played in 61 games (48 starts) and averaged 14.7 points on .412 shooting, 2.4 rebounds, 3.0 assists and 1.0 steal in 28.8 minutes. Among rookies, ranked second in points per game, fourth in assists per game and fourth in steals per game. Made more field goals and free throws than any other Eastern Conference rookie despite missing 21 games. Participated in the BBVA Rising Stars Challenge at All-Star Weekend, pouring in 23 points on 11-12 (.917) shooting from the field, three assists and one steal in 19 minutes for Team Shaq. Winner of the NBA's Rookie of the Month Award, for games played in February. In his NBA debut, scored 17 points while swiping three steals in 28 minutes against Washington(10/30). In just his fourth career game, he shot 7-of-11 (.636) from behind the three-point line and finished with 28 points, becoming the first player in NBA history to have seven or more three-pointers in one of his first six games. Also the first Cavs rookie to make seven three-pointers in a game and the first rookie to make at least seven triples in a game since Mavericks guard Rodrigue Beaubois made a rookie record nine triples on March 27, 2010. Made at least one three-point in each of his first 13 games of his career (Oct. 30-Nov. 24) and is one of three players in league history to have started their careers with 10-or-more consecutive games with a three-point field goal (Damian Lillard, Rudy Fernandez). Swiped a career-high four steals on at Memphis (11/26). Finished with a career-high 33 points on 12-of-18 (.667) shooting and added five assists in 29 minutes off the bench at Sacramento (1/14) to become just

the third rookie in Cavaliers history to score at least 30 points off the bench, joining Mike Mitchell (32 points on Jan. 6, 1979) and Derek Anderson (30 points on April 3, 1998). Led the team in scoring 20 times, assists 11 times, steals nine times and blocks nine times. Missed games from Dec. 3-15 with a left ankle sprain. missed games from March 4-6 due to illness. Missed games from March 20-April 9 with a left knee injury. Missed game on April 12 due to personal matters. Was a DNP-CD one time, DND three times and NWT four times on the season.

COLLEGE

Played two seasons at Syracuse. In 71 games, averaged 9.7 points on .453 shooting, 1.9 rebounds, 2.0 assists and 1.5 steals in 20.4 minutes. **2011-12 (Sophomore Season):** During his sophomore season, averaged 12.6 points on .476 shooting, 2.3 rebounds, 2.5 assists and 1.8 steals in 24.1 minutes. Earned Third Team All-Big East honors and was named Big East Sixth Man of the Year. Named to the Big East All-Tournament Team. Ranked second on team in scoring, first in steals and third in assists. Scored in double figures in 26 of 37 games. Made a career-high seven three-point field goals and scored a career-best 28 points against Cincinnati in the Big East Tournament. Had a career-high six steals along with 19 points against George Washington. **2010-11 (Freshman Season):** Played in 34 games during his freshman season, averaging 6.6 points on .411 shooting, 1.6 rebounds, 1.5 assists and 1.1 steals in 16.3 minutes. Scored in double figures in eight games. Scored a season-high 18 points on 8-for-10 shooting in the NCAA Tournament against Marquette. Dished out a career-high eight assists against Morgan State, points, 6.8 rebounds, 1.6 assists and 34.8 minutes in 37 games. Finished fifth in the ACC in scoring, was selected to the ACC All-Tournament first team following Duke's three-game championship run and was a USBWA and NABC First Team All-District choice. Scored 20-plus points 12 times during the year. Matched a career-high with 30 points (5-5 3FG) against Oregon at the Rose Garden in Portland. **2009-10 (Junior Season):** Averaged a career-high 17.7 points, 7.0 rebounds, 2.4 assists, 1.0 steals and 35.9 minutes per game in a school-record-tying 40 starts. Shot a career-high 39.9% (85-213 3FG) from three-point range. Posted 19 points, nine rebounds and two blocks in the NCAA Championship game win over Butler en route to being named Final Four Most Outstanding Player. Claimed MVP honors in the ACC Tournament by scoring 20 points (season-high 14-16 FT) vs. Georgia Tech, 27 points, eight rebounds and six assists vs. Miami and 25 points, 10 rebounds and two steals vs. Virginia Tech. Scored a career-high

REGULAR SEASON Career Highs

Minutes	44	11/09/2013	Cleveland vs. Philadelphia
Field Goals	13	12/06/2013	Cleveland at Atlanta
Field Goal Attempts	25	03/20/2014	Cleveland vs. OKC
Three-Point Field Goals	7	11/05/2012	Cleveland at LA Clippers
Three-Point Attempts	11	11/23/2012	Cleveland at Orlando (Twice)
Free Throws	10	03/12/2013	Cleveland vs. Washington
Free Throw Attempts	14	03/12/2013	Cleveland vs. Washington
Offensive Rebounds	3	04/15/2015	OKC at Minnesota (4 times)
Defensive Rebounds	9	03/04/2015	OKC vs. Philadelphia
Rebounds	10	03/04/2015	OKC vs. Philadelphia
Assists	11	03/18/2014	Cleveland vs. Miami
Steals	5	04/11/2014	Cleveland at Milwaukee
Turnovers	6	03/18/2014	Cleveland vs. Miami (5 times)
Blocked Shots	3	04/05/2014	Cleveland vs. Charlotte
Points	33	04/15/2015	OKC at Minnesota (Twice)

NBA REGULAR SEASON STATISTICS

SEASON/TEAM	G-GS	MIN	FGM-FGA	PCT	3-PT FGM-FGA	PCT	FTM-FTA	PCT	Rebounds					AST	STL	TO	BLK	PTS	Averages		
									OFF	DEF	TOT	AST	STL						PPG	APG	PPG
12-13 Cleveland	61-48	1756	336-815	.412	63-203	.310	159-213	.746	22	127	149	183	59	121	16	894	2.4	3.0	14.7		
13-14 Cleveland	70-24	2072	430-993	.433	92-250	.368	161-235	.685	32	163	195	69	63	154	17	1113	2.8	3.0	15.9		
14-15 OKC/CLE	80-23	2208	375-946	.396	73-246	.297	117-172	.680	41	151	192	163	90	113	21	940	2.4	2.0	11.8		
TOTALS	211-95	6036	1141-2754	.414	228-699	.326	437-620	.705	95	441	536	555	212	388	54	2947	2.5	2.6	14.0		



RUSSELL WESTBROOK

POSITION: Guard HEIGHT: 6-3 WEIGHT: 200

BIRTHDATE
11/12/88

BIRTHPLACE
Long Beach, CA

HIGH SCHOOL
Leuzinger (Lawndale, CA)

COLLEGE
UCLA

HOW ACQUIRED/DRAFT BACKGROUND
Selected by the Oklahoma City Thunder in the first round (No. 4 overall) of the 2008 NBA Draft.

CURRENT NBA SEASON
8th NBA Season

CAREER AVERAGES

Appeared in 507 games (490 starts) and averaged 21.1 points, 5.2 rebounds, 7.1 assists and 1.7 steals in 34.4 minutes.

2014-15 SEASON AVERAGES

Appeared in 67 games (67 starts) and averaged 28.1 points (1st in the NBA), 7.3 rebounds, 8.6 assists and 2.09 steals (2nd in NBA) in 34.4 minutes.

2014-15

Led the NBA in scoring with an average of 28.1 points and ranked second in steals (2.1) and fourth in assists (8.6). Named to the Western Conference All-Star team for the fourth time. Named the 2015 Kia All-Star MVP after leading the West to a 163-158 win on 41 points, five rebounds and three steals in 26 minutes at Madison Square Garden. Joined Wilt Chamberlain and Michael Jordan as the only three players to score 40 or more points in an NBA All-Star Game, finishing one point shy of Chamberlain's ASG scoring record of 42 points. Named Western Conference Player of the Month for April after averaging 32.5 points, 8.0 rebounds, 8.1 assists and 1.63 steals in. Earned Western Conference Player of the Month for March after averaging an NBA-high 30.9 points while ranking second in assists (10.20) and steals (2.5) and totaling four triple-doubles. Named Western Conference Player of the Month for February after averaging 31.2 points, 9.1 rebounds and 10.3 assists, joining Oscar Robertson as the only two players in NBA history to average 30 points, 10 assists and eight rebounds in a calendar month. Scored 20-plus points in a career-best 15 consecutive games (11/28-12/26). Recorded 20-plus points, 5-plus rebounds and 5-plus assists in a career-best nine consecutive games (11/28-12/16). Opened the 2014-15 season with a 38-point performance at Portland (10/29) which represented the second-most points for a Thunder player on opening night in the OKC era. Scored a then-career-high-tying 45 points on a career-best 18 made field goals (31 attempts) alongside six rebounds and six assists in a win at New Orleans (2/4). With that performance, he became the first player in the 2014-15 season to post 40-plus points, five-plus rebounds and five-plus



assists. Became the fourth player in NBA history with at least 45 points, five rebounds and five assists in back-to-back games (joins Kobe Bryant, Wilt Chamberlain and Elgin Baylor) with performances on 2/4 and 2/6, both against New Orleans. Recorded 21 points, a career-high 17 assists and eight rebounds in just 27 minutes vs. Denver (2/22), joining Magic Johnson as the only two players in NBA history to finish with 20-plus points, 15-plus assists and five-plus rebounds in under 30 minutes played. Recorded his third triple-double of the season with 20 points, 11 rebounds and 10 assists in 28 minutes on vs. Indiana (2/24), becoming the fourth player (Larry Bird, Magic Johnson, Fat Lever) in the shot clock era to produce a triple-double in under 30 minutes played on three occasions. Used a career-high 49 points and 15 rebounds along with 10 assists to become the first player since Michael Jordan to four straight triple-doubles vs. Philadelphia (3/4). His 49 points marked the most in a triple-double performance in the past 30 years (tied with Larry Bird). First player in Thunder history to score 40-plus points in three consecutive games (2/28-3/5). Joined Magic Johnson as the only players in NBA history to post 30 points, 11 rebounds, 17 assists and four steals in a game (3/8 vs. Toronto). Recorded his sixth triple-double in an eight game stretch with 29 points, 12 assists and 10 boards vs. Minnesota (3/14). First player since Jason Kidd (2007-08) to have eight or more triple-doubles in a season. Scored a career-high 54 points with nine rebounds and eight assists at Indiana (4/12). Scored in double figures 66 times. Fifty-two games of 20-plus points. Twenty-nine games of 30-plus points. Eight games of 40-plus points. Thirty-one double-doubles. Eleven triple-doubles. Fourteen games DNP – Right Second Metacarpal Fracture. One game DNP – Right Zygomatic arch fracture.

NBA CAREER

2013-14: Scored in double figures on 45 occasions, including 30 20-plus point efforts and seven 30-plus point outings. Posted 11 double-doubles, including two triple-doubles (eight career triple-doubles). Made season-debut vs. Phoenix (11/3) and recorded 21 points to go along with seven assists in 33 minutes. Registered a triple-double vs. New York (12/25), becoming fifth player to post a triple-double on Christmas Day. Returned to Thunder lineup vs. Miami (2/20) after missing the previous 27 games and scored 16 points to go along with five rebounds and three steals in 24 minutes. Recorded the second fastest triple-double in NBA history, logging just 20 minutes of action vs. Philadelphia (3/4) and finishing



with 13 points, 10 rebounds and 14 assists. Posted a season-high 36 points on 13-of-22 shooting at Phoenix (3/6). Recorded 34 points, including a game-winning 3-point field goal in OT with 0.1 seconds remaining vs. Golden State (11/29). **2012-13:** In 82 games (82 starts), averaged 23.2 points (ranked sixth in the NBA), 5.2 rebounds, 7.4 assists (ranked seventh in NBA), 1.77 steals (ranked ninth in NBA) in 34.9 minutes. Named to the All-NBA Second Team for a third consecutive season. Scored 20-plus points 56 times including 16 30-plus point efforts (Oklahoma City was 12-4 this season when Westbrook scored 30-plus points). Recorded a team-best 23 double-doubles on the season. Registered first triple-double of the season (sixth of his career) on at Milwaukee (3/30) with 23 points, 13 rebounds and 10 assists. Posted 10 or more assists on 16 occasions. Set a season-high with 38 points (12-23 FGs) on at Denver (3/1). Registered a career-high with 27 points during the first half alone on vs. LA Lakers (12/7). On the night, finished with a career-high five made 3-point field goals. At the end of the 2012-13 season, played in 394 consecutive games (longest streak in the NBA). Scored 30-plus points in four consecutive games (1/14-1/20) for the first time in his career. Set a season-high with 14 assists on at Sacramento (1/25). Named a reserve on the 2013 Western Conference All-Star Team (his

3rd consecutive appearance). In All-Star game, recorded 14 points, four rebounds, three assists and a steal in 18 minutes. **2011-12:** Named to the All-NBA Second Team for a second consecutive season. Finished the 2011-12 season with the fifth-highest scoring average in the league (23.6 ppg). Currently has the longest active games played streak in the NBA (312 games). Set a career-high with 45 points scored during 2OT win vs. Minnesota (3/23) after recording a career-high 17 made field goals. Along with teammate Kevin Durant, scored 40-plus points in the same game on two occasions (first duo to each score 40-plus points since Michael Jordan and Scottie Pippen accomplished the feat during the 1995-96 season). Recorded 21 points and five rebounds during his second career All-Star appearance in Orlando. Named the NBA's Western Conference Player of the Week on two occasions. Recorded 20-plus points in seven consecutive games (longest streak of his career) from 1/10-1/23. Scored 20-plus points on 43 occasions (Oklahoma City went 31-12 in those games), including 16 30-point efforts and two 40-point efforts. Handed out 10-plus assists four times. Registered 10-plus rebounds three times and tallied seven double-doubles on the season. Led the Thunder with 5.5 assists per game. **2010-11** Received All-NBA Second Team honors after becoming just the fifth player in NBA history to record 4,000 points, 1,500 assists and 1,000 rebounds through three NBA seasons (Chris Paul, LeBron James, Anfernee Hardaway and Oscar Robertson). Registered three triple-doubles (tied for 2nd most in the NBA) and 31 double-doubles. Ranked 13th in the NBA in scoring, 9th in assists and 4th in steals. Only player to start every game for OKC. Scored 12 points during his first All-Star appearance at STAPLES Center in Los Angeles. Placed second in the Taco Bell Skills Challenge during All-Star weekend. Recorded third triple-double of the season (fifth of his career) during 2OT win vs. Washington (1/28). With his 35 points,

REGULAR SEASON Career Highs

Minutes	50.....03/23/2012.....OKC vs. Minnesota (Twice)
Field Goals	21.....04/12/2015.....OKC at Indiana
Field Goal Attempts	43.....04/12/2015.....OKC at Indiana
Three-Point Field Goals	5.....12/07/2012.....OKC vs. LA Lakers
Three-Point Attempts	15.....04/12/2015.....OKC at Indiana
Free Throws	20.....02/01/2009.....OKC at Sacramento
Free Throw Attempts	22.....03/18/2015.....OKC vs. Boston (Twice)
Offensive Rebounds	8.....02/11/2009.....OKC at Portland
Defensive Rebounds	12.....03/04/2015.....OKC vs. Philadelphia (4 times)
Rebounds	15.....03/04/2015.....OKC vs. Philadelphia (3 times)
Assists	17.....03/22/2015.....OKC vs. Miami
Steals	8.....02/06/2010.....OKC at Golden State
Turnovers	10.....03/11/2015.....OKC vs. LA Clippers
Blocked Shots	4.....04/25/2012.....OKC vs. Denver
Points	54.....04/12/2015.....OKC at Indiana

NBA REGULAR SEASON STATISTICS

SEASON/TEAM	G-GS	MIN	2-PT FG			3-PT FG			Rebounds				AST	STL	TO	BLK	PTS	Averages		
			FGM-FGA	PCT	FGM-FGA	PCT	FTM-FTA	PCT	OFF	DEF	TOT	RPG						APG	PPG	
08-09 OKC	82-65	2668	436-1095	.398	35-129	.271	349-428	.815	178	221	399	435	110	274	16	1256	4.9	5.3	15.3	
09-10 OKC	82-82	2812	485-1160	.418	23-104	.221	329-422	.780	143	258	401	652	108	268	34	1322	4.9	8.0	16.1	
10-11 OKC	82-82	2847	614-1390	.442	34-103	.330	531-631	.842	121	258	379	670	155	316	30	1793	4.6	8.2	21.9	
11-12 OKC	66-66	2331	578-1266	.457	62-196	.316	340-413	.823	96	205	301	362	112	239	21	1558	4.6	5.5	23.6	
12-13 OKC	82-82	2861	673-1535	.438	97-300	.323	460-575	.800	111	317	428	607	145	273	24	1903	5.2	7.4	23.2	
13-14 OKC	46-46	1412	346-791	.437	68-214	.318	242-293	.826	55	208	263	319	88	177	7	1002	5.7	6.9	21.8	
14-15 OKC	67-67	2302	627-1471	.426	86-288	.299	546-654	.835	124	364	488	574	140	293	14	1886	7.3	8.6	28.1	
TOTALS	507-490	17234	3759-8708	.432	405-1334	.304	2797-3416	.819	828	1831	2659	3619	858	1840	146	10720	5.2	7.1	21.1	

NBA PLAYOFF STATISTICS

SEASON/TEAM	G-GS	MIN	FGM-FGA	PCT	3-PT FG		FTM-FTA	PCT	Rebounds				AST	STL	TO	BLK	PTS	Averages		
					FGM-FGA	PCT			OFF	DEF	TOT	RPG						APG	PPG	
09-10 OKC	6-6	212	43-91	.473	5-12	.417	32-38	.842	10	26	36	10	14	1	123	6.0	6.0	20.5		
10-11 OKC	17-17	638	135-343	.394	14-48	.292	121-142	.852	36	55	91	108	24	78	6	405	5.4	6.4	23.8	
11-12 OKC	20-20	767	177-407	.435	18-65	.277	89-111	.802	22	87	109	117	31	45	8	461	5.5	5.8	23.1	
12-13 OKC	2-2	68	17-41	.415	2-9	.222	12-14	.857	1	12	13	14	6	8	0	48	6.5	7.0	24.0	
13-14 OKC	19-19	735	167-398	.420	28-100	.280	145-164	.884	45	93	138	153	41	83	6	507	7.3	8.1	26.7	
TOTALS	64-64	2420	539-1280	.421	67-234	.286	399-469	.851	114	273	387	428	112	228	21	1544	6.0	6.7	24.1	

13 rebounds and 13 assists vs. Washington he becomes just the third player in the last 25 years to hit all three of those statistical marks. Scored 20+ points on 47 occasions and 30+ 12 times (11-1 OKC record). Scored 20+ points in six straight contests for the first time in his career (1/8 vs. Memphis – 1/22 vs. New York) and then again 2/27 vs. the L.A. Lakers – 3/9 at Philadelphia). Recorded five straight double-doubles for the first time in his career (1/8 vs. Memphis – 1/19 at Denver). Received the NBA's Player of the Week honors for the West Conference on five separate occasions. Scored 38 points including all 13 of OKC's triple overtime points to go along with a career-high 15 rebounds during OKC 3OT win at New Jersey on 12/1. Became the sixth player and just the second guard (Vince Carter) in the last 20 years to record 35+ points, 15+ rebounds and 9+ rebounds in a single game. Netted a career-high 43 points (13-14 FGs; 17-18 FTs) during OT win at Indiana (11/26). **2009-10:** One of four players to start all 82 games for Oklahoma City. Recorded 24 double-doubles on the season. Set a career-high with 16 assists 4/4 vs. Minnesota. Thunder went 23-5 when Westbrook recorded 10+ assists. Posted team-high assists totals in 67-of-82 games. Tallied 20+ points 24 times and 30+ points 4 times. Posted second career triple-double at Minnesota (2/21). In 38 minutes, tallied 22 points, 10 rebounds and 14 assists. Came one rebound shy of triple-double and finished with 31 points and 10 assists for his 12th double-double of the season at NY (2/20). Participated in T-Mobile Rookie-Sophomore Challenge and Youth Jam at All-Star Weekend in Dallas and led all scorers with 40 points on 18-29 FGs. Named NBA player of the week for contests played between February 1-7. During the seven day span Westbrook helped lead Oklahoma City to a 3-0 week, including two wins on the road (Golden State & New Orleans) while averaging 19.7 points, 9.7 assists, 8.0 rebounds and 3.3 steals. Posted double-figure assist totals in four straight games (12/28 – 1/4) and becomes first OKC player to accomplished the feat since Gary Payton did so in January of 2002 (1/3/02 – 1/10/02). Recorded 8th double-double of the season on 1/2 at Milwaukee with 17 points and 13 assists. With zero turnovers vs. the Bucks he recorded the most assists (13) without a turnover (in franchise history) since April 8, 2001 (Gary Payton; 15 assists, 0 TO's). On 12/26 vs. Charlotte, tallied 22 points and game-high six assists while committing zero turnovers in 35 min. Notched 4th double-double in OKC win at San Antonio (19 pts/11 asst) on 11/14. With his 11 assists and zero turnovers, matched NBA season-high for most assists without a

TO (Andre Miller). Recorded a then career-high with 13 assists during season opener 10/28 vs. Sacramento. With his 13 assists, he matched the entire assist total for the entire Kings' team. Recorded back-to-back double-doubles (pts/asst) in first two games of season. On 11/6 at Houston, set career-high with 14 made field goals and finished with a game-high 33 points. On 11/8 vs. ORL, recorded third double-double of the season (17 points, 10 assists) and matched career-high with three made 3-point FG's. **2008-09:** Named to NBA's All-Rookie First Team. Ranked among rookie league-leaders in a number of statistical categories including scoring (4th, 15.3), assists (2nd, 5.3) steals (2nd, 1.36), minutes played (4th, 32.5), rebounds (7th, 4.9) and field-goal percentage (10th, .398). 10 or more points 71 times. 20-plus points 18 times. 30-plus points six times. 10 or more rebounds four times. 10 or more assists nine times. Ten double-doubles. One triple-double. Five-plus steals three times. Scored 10+ points in 25 consecutive games (1/16 vs. Detroit through 3/14 at PHX). Recorded



first triple-double in Thunder franchise history with 17 points, 10 rebounds and 10 assists vs. Dallas (3/2). Career-high 12 assists at Minnesota 1/7. Career-high 34 points including career-high 20 free throw makes (20-22 FT) at Sacramento (2/1). The 20 free throw makes represent the most a Kings opponent since they moved to Sacramento. Was named NBA T-Mobile Rookie of the Month in December and February.

PLAYOFFS

Appeared in 64 games (64 starts) and averaged 24.1 points, 6.0 rebounds, 6.7 assists and 1.8 steals in 37.8 minutes. **2014:** During the 2014 postseason, appeared in 19 games (19 starts) and averaged 26.7 points, 7.3 rebounds, 8.1 assists and 2.2 steals in 38.7 minutes. Recorded three triple-doubles (only player in 2014 playoffs to record a single triple-double), eight double-doubles, 16 games of 20+ points and six games of 30+ points. Dished out a franchise postseason-record 16 assists vs. Memphis on May 3. **2013:** Underwent successful surgery on Apr. 27 to repair a lateral meniscus tear which was suffered in Game 2 vs. Houston in the opening round. Appeared in two games (two starts) during 2013 playoffs and averaged 24.0 points, 6.5 rebounds, 7.0 assists and 3.0 steals in 34.0 minutes. Recorded one double-double with 19 points to go along with 10 assists and eight rebounds during Game 1 vs. HOU. Nine DNP - lateral meniscus tear. **2012:** Posted a playoff career-high with 43 points on 20-of-32 shooting during Game 4 of the Finals at Miami. During the Thunder's second round series vs. the L.A. Lakers, Westbrook played a total of 178 minutes and committed a total of four turnovers. Recorded a 2012 playoff-high 12 assists during Game 5 win at San Antonio in the Western Conference Finals. Scored 20+ points 11 times during the 2012 playoffs. **2011:** Recorded a triple-double in Game 7 of the second round vs. Memphis with 14 points, 14 assists (playoff career-high) and 10 rebounds (playoff career-high) in 35 minutes. Westbrook becomes the fifth player in NBA history to register a triple-double in a playoff Game 7 (Scottie Pippen, James Worthy, Larry Bird and Jerry West). Scored a playoff career-high 40 points during Game 4 triple overtime victory over Memphis. Scored 20+ points 11 times while scoring 30+ on five occasions.

ALL-STAR

Named to third Western Conference All-Star team in 2013. In his three All-Star appearances, averaged 15.7 points, 4.7 rebounds, 2.3 assists and 1.0 steals

in 20.0 minutes.

USA BASKETBALL

Won a gold medal in 2012 as a member of the United States Olympic team as the US squad went a perfect 8-0 during Olympic competition. In London, Westbrook appeared in all eight games and posted averages of 8.5 points, 1.6 assists and 1.6 rebounds. In 2010, helped lead the USA Men's National Team to a gold medal during the 2010 FIBA World Championships played in Turkey. Westbrook received player of the game honors during the US win over Lithuania and proved to be integral part of the United States perfect 9-0 mark at the World Championships. He appeared in all nine games and averaged 9.1 points, 2.8 rebounds and 2.6 assists per contest.

COLLEGE

Named Pac-10 Defensive Player of the Year as a sophomore. Earned Third Team All-Pac-10 honors and was named to the conference All-Defensive Team. **2007-08 (Sophomore):** Averaged 12.7 ppg, a team-leading 4.3 apg, 3.9 rpg and 1.6 spg. Played 1,318 minutes, the most by a Bruin since 1979 (when minutes began being tracked as a statistic). Led team with a career-high 22 points vs. Memphis in the Final Four on 4/5. Posted first career double-double with 14 points and a career-high-tying 11 rebounds vs. Western Kentucky in the Sweet Sixteen of the NCAA Tournament on 3/27. Tallied 16 points, four rebounds, five assists and a career-high five steals vs. Oregon on 2/23. Dished out a career-high nine assists vs. Youngstown State on 11/12. Pulled down a career-high-tying 11 rebounds vs. Stanford in the title game of the Pac-10 Tournament on 3/15. **2006-07 (Freshman):** Averaged 3.4 ppg and 0.7 apg in 9.0 mpg. Scored a season-high 11 points twice. Recorded season highs of five rebounds; four assists and two steals in 32 minutes at West Virginia in his first career start on 2/10.

PERSONAL

Westbrook received the 2014-15 seasonlong NBA Cares Community Assist Award in recognition of his countless charitable contributions. Donated Kia vehicle to a single mom (a prize Westbrook won after receiving NBA All-Star MVP honors). Parents are Russell Westbrook and Shannon Horton. Has one younger brother, Raynard. Attended Fashion Week in New York and Paris this past year. Admires Earvin "Magic" Johnson. Predominantly left handed except when it comes to shooting a basketball. Favorite subject in school growing up was math.



HOW THE THUNDER WAS BUILT

Via Draft:	Steven Adams:	2013 NBA Draft – 12th overall pick
	Nick Collison:	2003 NBA Draft – 12th overall pick
	Kevin Durant:	2007 NBA Draft – 2nd overall pick
	Josh Huestis:	2014 NBA Draft – 29th overall pick
	Serge Ibaka:	2008 NBA Draft – 24th overall pick
	Mitch McGary:	2014 NBA Draft – 21st overall pick
	Cameron Payne:	2015 NBA Draft – 14th overall pick
	Andre Roberson:	2013 NBA Draft - Acquired Roberson's draft rights from Golden State (selected #26 overall) in exchange for the draft rights to Archie Goodwin (selected #29 overall) and cash considerations.
	Russell Westbrook:	2008 NBA Draft – 4th overall pick
Via Trade:	D.J. Augustin:	Acquired from the Detroit Pistons along with Kyle Singler in exchange for Reggie Jackson. Additionally, as part of a three team trade, the Thunder acquired Enes Kanter and Steve Novak in exchange for Kendrick Perkins, Grant Jerrett and the draft rights to Tibor Pleiss.
	Enes Kanter:	Acquired from the Utah Jazz along with Steve Novak in exchange for Kendrick Perkins, Grant Jerrett and the draft rights to Tibor Pleiss. Additionally, as part of a three team trade, the Thunder acquired D.J. Augustin and Kyle Singler from the Detroit Pistons in exchange for Reggie Jackson.
	Steve Novak:	Acquired from the Utah Jazz along with Enes Kanter in exchange for Kendrick Perkins, Grant Jerrett and the draft rights to Tibor Pleiss. Additionally, as part of a three team trade, the Thunder acquired D.J. Augustin and Kyle Singler from the Detroit Pistons in exchange for Reggie Jackson.
	Kyle Singler:	Acquired from the Detroit Pistons along with D.J. Augustin in exchange for Reggie Jackson. Additionally, as part of a three team trade, the Thunder acquired Enes Kanter and Steve Novak in exchange for Kendrick Perkins, Grant Jerrett and the draft rights to Tibor Pleiss.
	Dion Waiters:	Acquired from the Cleveland Cavaliers in exchange for a protected 2015 draft pick. As part of the three team trade, OKC also sent Lance Thomas to the New York Knicks.
Via Free Agency:	Anthony Morrow:	Signed on 7/16/14

BASKETBALL OPERATIONS



SAM PRESTI
EXECUTIVE VICE PRESIDENT &
GENERAL MANAGER



Sam Presti enters his ninth season with the Oklahoma City Thunder and his 15th as an NBA executive. After being named Thunder General Manager on June 7, 2007, Presti was promoted to Executive Vice President and General Manager one year into his tenure with the team by Professional Basketball Club Chairman, Clayton Bennett.

During his eight seasons with the Thunder, Presti has worked diligently to assemble the building blocks for long term success both on and off the court. Dating back to the start of the 2009-10 season, Presti and his staff have watched the Thunder amass the second best record in the NBA (.664; 316-160) during this span (behind only San Antonio).

With Presti at the helm, the Thunder captured four straight Northwest Division Championship before the 2014-15 season and after finishing the 2013-14 campaign with a record of 59-23, the Thunder became one of just two teams to register a winning percentage of .610 (equivalent to 50 wins) in each of the prior five seasons.

Presti's consistent focus has been to utilize the NBA Draft to establish the foundation for sustained success on the floor and in the community. Commencing with the 2007 draft, Presti selected Kevin Durant, the University of Texas standout with the team's No. 2 overall pick. At the conclusion of the 2013-14 season, Durant was named the NBA's Most Valuable Player after leading the NBA in scoring for a fourth time in five seasons.

Other significant draft selections for Presti include taking Russell Westbrook and Serge Ibaka with the 4th and 24th selections, respectively in the 2008 draft. Westbrook has since become a four-time All-Star and this past season he led the NBA in scoring. Meanwhile, Ibaka has gone on to become just the second player in NBA history to lead the NBA in blocked shots for four consecutive seasons (2010-2014). More recently, Steven Adams was named to the BBVA Rising Stars team in each of the past two seasons after being selected by the Thunder with the 12th overall pick in the 2013 NBA Draft.

After moving to Oklahoma City in July of 2008, Presti has stressed the importance of community involvement for both Thunder players and staff. Under his leadership, Thunder players have made more than 1,700 community appearances in and around Oklahoma City. Presti has also made it policy for every new player and staff member to tour the Oklahoma City Memorial and Museum soon after joining the organization.

Under Presti's guidance, the Thunder advanced to postseason play for five straight years (2010-2014) and at the conclusion 2012-13 season, Oklahoma City became just the second team in NBA history (Boston Celtics; 1955-1960) to increase its winning percentage for five consecutive seasons (while maintaining a winning percentage of .700 or better in two of those seasons). Dating back to the 2011-12 season, the Thunder became Western Conference Champions on the heels of the 2010-11 season in which the Thunder became the youngest team in the prior quarter century to reach the NBA's Western Conference Finals.

During the 2009-10 season, Presti's third year at the helm, Oklahoma City experienced one of the largest turnarounds in NBA history. A year after winning 23 games, the Thunder concluded the 2009-10 season with a 50-32 record (.610) and captured the franchise's first playoff berth in Oklahoma City. The 27-win improvement was tied for the eighth largest improvement in NBA history. Presti was named NBA Executive of the Year by The Sporting News at the conclusion of the season.

Presti has been on the NBA's Instant Replay Committee since 2009 and he was selected by NBA Commissioner Adam Silver to serve on the league's Competition Committee dating back to the 2011-12 season.

Prior to joining the Thunder, the 38-year-old Presti held a variety of roles with the San Antonio Spurs. After starting in 2000 as a video intern for Gregg Popovich, Presti moved up through the front office ranks in San Antonio before being elevated to the position of Vice President and Assistant General Manager. As a member of the Spurs, Presti was part of NBA Championship teams in 2003, 2005 and 2007, as well as five division titles.

Presti earned his bachelor's degree in 2000 in communications, politics and law and a minor in psychology from Emerson College in Boston, where he was the first Rhodes Scholar nominee in school history. The Concord, Mass. native served as team captain of the Emerson College basketball team during both his junior and senior seasons. In addition, Presti earned All-Academic honors two times and was twice selected to the Great Northeast Athletic Conference All-Tournament team. He was honored with the Emerson College Young Alumnus Award in 2005. Presti has also completed Harvard University's Continuing Education program on leadership and decision making.

Presti currently resides on the board of the Oklahoma City National Memorial and this past year he served as chairman of the Oklahoma Standard campaign, a movement to raise awareness and honor the way Oklahomans live, built on the foundation of resilience, compassion, consistent acts of honor, service and kindness.

With the support of the Thunder, Presti has established the Forward Thinking Leadership Development Program within the Oklahoma City public schools. Additionally, Presti is actively involved with PeacePlayers International (PPI), a global outreach program focused on bringing children and communities together through the game of basketball. This past year, Presti was appointed to the Civic Center Foundation by Oklahoma City Mayor, Mick Cornett. The Purpose of the foundation is to engage in fund raising activities to help support improvements and maintenance of the Civic Center Music Hall. In addition, Presti serves on the Board of Directors of Shooting Touch, an organization that grants graduating college seniors the opportunity to travel the world and use the platform of basketball to help foster education and influence positive social change in third world global communities.

Presti was recognized as Oklahoma City University's 2012-13 recipient of the Abe Lemons/Paul Hansen Award for Sports Excellence and he also won the Oklahoma March of Dimes Sports Headliner Special Award for 2013.

An accomplished drummer, Presti has produced three music CDs with all proceeds benefiting the Extra Ordinary Needs Fund at Children's Hospital in Boston. Also, Presti established the Keenan Smith-Anthony Halls Scholarship Fund at his former high school, Concord-Carlisle, to assist students with their college tuition.

This past year, Presti and his wife, Shannon welcomed the birth of their first child, Nicholas Rubin. Shannon continues to serve as the Director of Teen Leadership Initiatives for the YMCA of Greater Oklahoma City.

BASKETBALL OPERATIONS



TROY WEAVER
VICE PRESIDENT / ASSISTANT GENERAL MANAGER

Troy Weaver begins his eighth season with Oklahoma City and his sixth as the team's Vice President/Assistant General Manager. Weaver joined the Thunder in May of 2008 and assists General Manager Sam Presti with roster development and day-to-day basketball operations. In addition, he coordinates the team's player personnel matters including NBA Draft preparation, player free agency and summer league roster.

Weaver held the position of director of player personnel for the Utah Jazz in 2007-08. He spent three seasons (2004-07) as head scout for the Jazz before his promotion to director of player personnel.

Prior to joining the Jazz, Weaver was an assistant coach at Syracuse University for four seasons (2000-04). The Orangemen won the 2003 NCAA National Championship led by Weaver recruit Carmelo Anthony. In addition to his experience at Syracuse, Weaver spent time as an assistant coach at New Mexico (1999-2000) and Pittsburgh (1996-99).

Prior to his collegiate coaching days, Weaver amassed an 85-17 record as an AAU coach in Washington, D.C. He guided the DC Assault to the 1996 AAU Tournament of Champions.

Weaver graduated with an associate's degree from Prince George's Community College (MD) in 1991, where he also played one season of basketball.



MICHAEL WINGER
ASSISTANT GENERAL MANAGER & TEAM COUNSEL

The 2015-16 season is Michael Winger's sixth in Oklahoma City. Winger assists Executive Vice President & General Manager Sam Presti on all facets of roster planning, player acquisition, salary cap and strategic management. Winger is chiefly responsible for operational and player acquisition process development, progressive salary cap strategy implementation, tactical CBA application and maneuverability, contract and trade negotiation and preparation, legal and administrative processes and execution.

Prior to joining the Thunder, Winger spent five seasons (2005-06 through 2009-10) in the front office with the Cleveland Cavaliers, earning several promotions during his tenure. Winger began his career in Cleveland as its Basketball Operations Coordinator. Winger was promoted to Basketball Operations Manager / Team Counsel, and shortly thereafter to the Cavaliers' Director of Basketball Operations & Team Counsel. Winger's role in Cleveland was extensive, and included instituting organizational processes and working closely with Cavaliers' management and ownership on all team matters. He joined the Cavaliers in July of 2005 after spending two years working for renowned sports agent and attorney, Ron Shapiro in Baltimore, Maryland.

Originally from Cleveland, Ohio, Winger is a graduate of Miami University (OH) and holds a law degree, having attended both The University of Toledo College of Law and the University of Maryland School of Law.



BILLY DONOVAN
HEAD COACH



Billy Donovan is set to begin his first season as head coach of the Thunder after joining the organization on April 30, 2015. Donovan becomes the third head coach in Thunder history after enjoying an incredibly successful college coaching career that spanned more than two decades.

During the past 19 years as head coach at the University of Florida, Donovan led the Gators to two National Championships and four trips to the Final Four while amassing a record of 467-186 (.715). This past season, Donovan became the second youngest coach in NCAA history (Bob Knight) to claim 500 wins.

During his tenure at Florida, Donovan led the program to 16 straight 20-win seasons, three 30-win seasons, 17 consecutive trips to the postseason and six SEC Championships. Under Donovan, Florida advanced to the Elite Eight in six of the past 10 seasons.

Donovan concluded his time at Florida with the second most wins for a SEC program (467) in the history of the conference. Additionally, his 35 NCAA tournament wins rank as the most all-time among SEC coaches. Donovan's win total is more than twice that of any other coach in Florida history.

After winning back-to-back national championships (2006 and 2007), Donovan led Florida to 18 straight postseason wins, the longest run for any program since John Wooden led UCLA to 28 straight postseason wins.

Donovan has been the recipient of numerous collegiate coaching awards including ESPN.com's National Coach of the Year (2001), the Wooden Award's "Legends of Coaching" Honor (2010) and SEC Coach of the Year (2011, 2013, 2014).

In addition to his responsibilities at Florida, Donovan has served as head coach of USA Basketball's U18 and U19 National Teams in each of the past three summers. As a head coach with USAB, Donovan's teams have captured three gold medals while going a perfect 19-0 during national team competition. Prior to leading the 2014 FIBA Americas U18 Team to the gold medal last summer in Colorado Springs, CO, Donovan guided the 2013 USA U19 World Championship Team to a perfect 9-0 record and the gold medal in Prague, Czech Republic, and the 2012 USA U18 National Team to a 5-0 slate and gold in Sao Sebastião do Paraíso, Brazil.

Donovan's coaching experience dates back to the 1989-90 season where he served as a graduate assistant coach at Kentucky. After five years with the Wildcats, Donovan was hired as head coach at Marshall, where he spent two years before leaving for Florida.

Prior to joining the coaching ranks, Donovan enjoyed a four-year playing career at Providence where he helped lead the Friars to their best season in school history and a trip to the Final Four in 1987. In addition, Donovan appeared in 44 games as a member of the New York Knicks during the 1987-88 season.



MONTY WILLIAMS
ASSISTANT COACH

Monty Williams is set to begin his first season with the Thunder after previously serving as the Head Coach of the New Orleans Pelicans from 2010-2015.

Williams helped guide New Orleans to the postseason twice and amassed an overall record of 173-221 (.439) in five seasons with the Pelicans.

Prior to his time in New Orleans, he spent five seasons as an assistant coach on the Portland Trail Blazers' bench and one season as a coaching staff intern with the San Antonio Spurs where he earned a championship ring with the 2005 championship squad.

In 2013, he was named an assistant coach for the 2013-16 USA Basketball Men's National Team, which he previously represented as a player. He served as an Assistant Coach on Team USA Men's National Team that captured gold at the 2014 FIBA World Cup in Spain, going undefeated in the tournament.

The 24th overall pick in the 1994 NBA Draft, Williams averaged 6.3 points, 2.8 rebounds, 1.2 assists and 16.7 minutes in 456 games over nine seasons with New York, San Antonio, Denver, Orlando and Philadelphia.

He was an honorable mention All-American at Notre Dame after averaging 22.4 points and 8.4 rebounds during his senior season. He earned a degree from Notre Dame's College of Arts and Letters, majoring in communications and theatre.

Active in the Fellowship of Christian Athletes and many other charities, he was involved with fellow NBA guard Charlie Ward in distributing shoes and athletic equipment to impoverished communities in South Africa. In September of 2011 and August 2013, Williams went to South Africa as part of the NBA's Basketball. Without Borders program.



MAURICE CHEEKS
ASSISTANT COACH

Maurice Cheeks is in his second stint on Oklahoma City's coaching staff, bringing more than 30 years of NBA experience to the Thunder bench. Cheeks, who spent four seasons on the Thunder's staff from 2009-2013, returns to Oklahoma City after serving as the head coach of the Detroit Pistons during the 2013-14 season. Overall, Cheeks has amassed a head coaching record of 305-315 (.492) with the Pistons, Philadelphia 76ers and Portland Trail Blazers.

Before joining the Thunder in 2009, Cheeks served as head coach of the 76ers from 2005-2009, amassing a record of 122-147 and securing a playoff appearance in Philadelphia's 2007-08 campaign. Prior to joining the Sixers, Cheeks spent three-plus seasons as head coach of the Portland Trail Blazers (2001-05). During his time in Portland, he posted a 162-139 (.538) mark, accounting for the fourth-highest win total in Blazers coaching history. He helped the Blazers reach the NBA Playoffs twice, and his 2002-03 squad tied for second in the Pacific Division with a 50-32 record.

Preceding his work in Portland, Cheeks spent seven seasons as an assistant coach for the Sixers, working under head coaches John Lucas (1994-96), Johnny Davis (1996-97), and Larry Brown (1997-2001). In 2000-01 under Brown, Cheeks helped guide the 76ers to a record of 56-26 (.683) and a spot in the NBA Finals.

A 15-year NBA veteran, Cheeks retired from the NBA as its all-time leader in steals after playing with Philadelphia, San Antonio, New York, Atlanta and New Jersey. He was selected to the NBA's All-Defensive Team five times (First Team: 1983, 1984, 1985, 1986; Second Team: 1987) and played in four All-Star games (1983, 1986, 1987, 1988). A member of the 76ers' 1983 NBA Championship team, Cheeks was honored by the club through having his number (10) retired.

As an NBA player, Cheeks compiled career averages of 11.1 ppg, 6.7 apg and 2.1 spg in 1,101 games while shooting .523 from the field and .793 from the free throw line. A native of Chicago, he began his coaching career with the Quad City Thunder of the CBA. In his only season with Quad City, Cheeks helped guide the club to the CBA Championship.

The 1978 West Texas State (currently West Texas A&M) graduate was a four-year starter and three-time MVP in college. He finished his collegiate career third on the Buffs' all-time scoring list, averaging 16.8 points per game while shooting 56.8 percent from the field as a senior. Cheeks was selected in the second round of the 1978 NBA Draft (36th overall by the Sixers).



BASKETBALL OPERATIONS



ANTHONY GRANT ASSISTANT COACH

Anthony Grant joins the Thunder bench in 2015-16 after spending the past nine years serving as head coach at the University of Alabama and Virginia Commonwealth University. In nine seasons at Alabama and VCU, Grant compiled a record of 193-110 (.637) at the two schools.

During the past six years at Alabama, Grant amassed a record of 117-85 (.579) while guiding the Crimson Tide to the 2012 NCAA tournament, their first tournament berth since the 2006 season. Alabama also advanced to the NIT tournament on three occasions during Grant's tenure.

In addition to leading Alabama to three straight 20-win campaigns, Grant also led the Tide to a winning record in SEC play for three consecutive seasons (2011-13). It marked the first time since the 1994-1996 seasons that Alabama had compiled three consecutive winning seasons in conference play.

Prior to Alabama, Grant spent three seasons as the head coach of VCU where he led the Rams to a 76-25 (.752) record while winning three consecutive Colonial Athletic Association Championships. Grant's time at VCU was highlighted by a pair of NCAA tournament appearances and a 45-9 (.833) mark in CAA games.

A Miami native, Grant spent 10 years at the University of Florida (1996-2006) where he served under Billy Donovan. Grant helped lead the Gators to their first national title in 2006 before departing for VCU.

Prior to joining the coaching ranks, Grant enjoyed a successful collegiate playing career at the University of Dayton (1983-87). The Flyers went 70-49 (.588), with a pair of NCAA Tournament appearances and one NIT berth during Grant's time in uniform. In 105 games at Dayton, Grant averaged 11.6 points and 6.7 rebounds per game and was named the team's most valuable player as a senior.



MARK BRYANT ASSISTANT COACH

Mark Bryant is set to enter his ninth season as a Thunder assistant coach, making him the longest tenured member of the Thunder coaching staff.

Prior to joining the Thunder's coaching staff, Bryant served as assistant coach/player development with the Orlando Magic from 2005-07. Bryant began his coaching career during the 2004-05 season with the Dallas Mavericks where he served as a member of its player development staff.

Bryant enjoyed a 15-year playing career as the New Jersey native was a member of 10 different teams during his NBA playing tenure (1988-2003). Originally selected by Portland in the first round (21st pick overall) of the 1988 NBA Draft, Bryant helped the Blazers reach the NBA Finals in 1990 and 1992. He appeared in 797 regular season games during his NBA career with Portland, Houston, Phoenix, Chicago, Cleveland, Dallas, San Antonio, Philadelphia, Denver and Boston, averaging 5.4 ppg and 3.8 rpg in 16.9 mpg. Bryant also appeared in 79 career playoff games, averaging 3.5 ppg and 2.5 rpg in 12.2 mpg.

Bryant was a First Team All-Big East selection as a senior at Seton Hall in 1987-88, averaging 20.5 ppg and 9.1 rpg for the Pirates. The 6-9 forward led the school to its first-ever berth into the NCAA Tournament.

BASKETBALL OPERATIONS



DARKO RAJAKOVIC ASSISTANT COACH

Darko Rajakovic (RYE-ahk-oe-vich) enters his fourth season with the Oklahoma City Thunder organization and second as assistant coach. A Serbian native, Rajakovic spent his first two seasons with the organization as head coach of the Tulsa 66ers, the D-League affiliate of the Thunder. Rajakovic became the first head coach born outside of North America in NBA D-League history. The 36-year-old boasts a diverse coaching background with an emphasis in player development.

Rajakovic holds a career NBA D-League record of 51-49. During his two seasons with the 66ers, Tulsa was assigned seven players from Oklahoma City a total of 50 times (the most in the league during that stretch).

Rajakovic saw five of his 66ers players receive NBA GATORADE Call-Ups to the NBA, including four to the Thunder (Grant Jerrett, Daniel Orton, Mustafa Shakur and Reggie Williams). He coached 11 Tulsa players over his two years who were on an NBA roster in the 2013-14 season.

Prior to joining the Thunder organization, Rajakovic had spent the previous three years as the head coach of Espacio Torrelodones of the Spanish EBA League.

Rajakovic began his coaching career at 16 years old with BC Borac Cacak in Cacak, Serbia where he coached the club to two national tournaments.

Rajakovic received a basketball coaching degree from the Belgrade Basketball Academy in 2004 and a degree in sports management from BK University in Belgrade in 2006. Rajakovic speaks Serbian, Croatian and Bosnian languages as native, but is also fluent in English, Spanish and basic Greek.



BILLY SCHMIDT QUALITY CONTROL COACH

Billy Schmidt is set to begin his first season with the Thunder as a quality control coach after spending the past two decades coaching at the collegiate level.

Most recently, Schmidt spent the 2014-15 season at the University of Florida where he served under Billy Donovan as assistant to the head coach.

Before making the move to Gainesville, Schmidt spent the prior three seasons at Georgia Tech and eight seasons at the University of Dayton.

During his tenure at Dayton, Schmidt was named associate head coach prior to the start of the 2009-10 season. This came shortly after Schmidt was voted the Atlantic 10's top assistant coach in a poll of league coaches. During his eight seasons with Dayton, Schmidt helped lead the Flyers to 172 victories, two NCAA Tournament appearances and three NIT berths.

Schmidt moved to Dayton after nine seasons coaching in the SEC, Big East and Big Ten. Schmidt enjoyed a pair of coaching stops under Tommy Amaker at Seton Hall and Michigan.

Prior to Seton Hall, Schmidt worked under former Kevin O'Neill at Northwestern, where he was an assistant coach from 1997-2000, and at Tennessee from 1994-1997. Schmidt joined the Volunteer staff as an administrative assistant in 1994 and was promoted to an assistant coach in 1996.

A native of Stamford, Conn., Schmidt began his coaching career in the high school ranks, serving as an assistant coach to Steve Smith at Oak Hill Academy in Mouth of Wilson, Virginia, for two years (1992-94). During his tenure, Oak Hill won back-to-back national championships.

Schmidt graduated with honors from Wake Forest in 1992 with a Bachelor of Science degree in secondary education. While at Wake Forest, Schmidt was a manager and coaches' aide for the Demon Deacons program for four years (1988-92). He holds a Master's Degree in Sport Management from the University of Tennessee.



VIN BHAVNANI MANAGER OF ADVANCE SCOUTING/PLAYER DEVELOPMENT

Vin Bhavnani enters his seventh season with Oklahoma City and his fifth as Manager of Advanced Scouting/Player Development. Bhavnani spent the previous two years serving as the team's Video Coordinator. Prior to joining the Thunder, Bhavnani spent two seasons with the San Antonio Spurs as the Assistant Video Coordinator. He started his NBA career with the Los Angeles Clippers as an intern in the video department in 2004.

Prior to joining the Clippers, Bhavnani spent one season as an assistant coach for the women's basketball team at Santa Monica Junior College. The Los Angeles, California native is a 2003 graduate of the University of Southern California.



BASKETBALL OPERATIONS



ROYAL IVEY

PLAYER DEVELOPMENT ASSISTANT

Royal Ivey is set to begin his first season with the Thunder as a player development assistant coach after spending the 2014-15 season as an assistant coach with the Oklahoma City Blue of the NBA Development League. In his role as a player development assistant coach, Ivey becomes the first former Oklahoma City player to join the Thunder's coaching ranks.

During this past season with the Blue, Ivey helped guide the team to a 28-22 record and an appearance in the NBA D-League Playoffs.

Ivey enjoyed a 10-year NBA playing career that included 61 appearances as a member of the Oklahoma City Thunder. In 492 career NBA games (114 starts) with Oklahoma City, Atlanta, Milwaukee and Philadelphia, Ivey averaged 3.3 points, 1.1 rebounds and 1.1 assists. Ivey was a member of the Thunder for a combined 208 regular season and playoff games. After playing Oklahoma City in 2010-11 and 2011-12, Ivey most recently joined the Thunder via a 10-day contract during the 2013-14 season.

Ivey was originally selected with the 37th overall pick in the 2004 NBA Draft by the Atlanta Hawks.

Born in New York City, Ivey attended the University of Texas as a four-year starter for the Longhorns basketball team. He holds a bachelor's degree in applied learning and science.



PAUL RIVERS

DIRECTOR OF BASKETBALL OPERATIONS

Paul Rivers enters his ninth season with the Oklahoma City Thunder and his fourth as the team's Director of Basketball Operations. Prior to assuming his elevated position with the Thunder, Rivers spent the previous three seasons with the club serving as Director of Basketball Administration & Technology.

In his current role with the team, Rivers works closely with various facets of the front office and basketball operations while overseeing both long term and day to day initiatives for the club. Rivers also oversees all aspects of the Thunder technology program and works closely with the Thunder coaching staff and leadership team to keep the organization on the leading edge of technological advances.

The Bloomfield Hills, MI. native was an integral part of the design and construction of the Integris Thunder Development Center in Northeast Oklahoma City. Rivers oversaw the layout design and overall construction of the facility on behalf of the Thunder organization.

Rivers served as a video coordinator with the Detroit Pistons from 2005-07, assisting the coaching staff during practices and games while also handling all of the club's video operations and footage.

Rivers began his NBA career with the San Antonio Spurs as a video coordinator during the 2004-05 season. Prior to joining the Spurs, he spent two years at Michigan State University. Rivers served as video coordinator under head coach Tom Izzo and the men's basketball team in 2003-04, and for the Spartans' women's basketball team during the 2002-03 season.



WILL DAWKINS

DIRECTOR OF COLLEGE PLAYER PERSONNEL

Will Dawkins begins his eighth year with the Thunder organization and his fourth as the team's Director of College Player Personnel. Dawkins first joined the Thunder as a front office intern in the summer of 2008 and has since served as assistant video coordinator and scouting coordinator before assuming his current position. In his current capacity, Dawkins is responsible for overseeing the college and international evaluation departments in preparation for the NBA draft.

A native of Springfield, MA Dawkins led the High School of Commerce to the Division I State Championship, while earning the honor of Western Massachusetts Player of the Year. He went on to graduate from Emerson College with a degree in Broadcast Journalism. While at Emerson he served as captain of the men's basketball team and became a two time Arthur Ashe Sports Scholar.

Dawkins and his wife, Tara currently reside in Edmond.

BASKETBALL OPERATIONS



DR. DONNIE STRACK

DIRECTOR OF MEDICAL SERVICES

Dr. Strack begins his eighth season in Oklahoma City as the Director of Medical Services. He is responsible for leading the medical staff in providing comprehensive, evidence-based services for Thunder players through innovation, research, and integration of multiple health care professionals.

From 2005-2008, Dr. Strack was in private practice as a physical therapist at Orthopaedic Physical Therapy Services in Wellesley Hills, Mass. Dr. Strack graduated with a Doctor of Physical Therapy degree from the University of Indianapolis in 2005. He earned his undergraduate degree from the University of Indianapolis in 2002 and was awarded the

Athletic Training Department Performance Award that same year.

Dr. Strack's first role with an NBA team came in the sixth grade as a ball-boy for the Indiana Pacers. He later served as a Graduate Assistant athletic trainer for the Indiana Pacers from 2002-2005. Dr. Strack also served as an athletic trainer during the 2002 World Basketball Championships in Indianapolis and the RCA Tennis Championships in 2001 and 2002.

In 2010, Dr. Strack completed his post doctorate fellowship in manual therapy from Regis University. He is board certified in Orthopaedic Physical Therapy (OCS) by the American Board of Physical Therapy Specialties and is a Fellow in the American Academy of Orthopaedic Manual Physical Therapists (FAAOMPT). In addition to being a licensed physical therapist and athletic trainer, he is also a certified strength and conditioning specialist.

Dr. Strack is active in the Oklahoma City community, serving on the Board of Directors for Special CARE, an early intervention and specialized care school serving children with and without special needs. He lives in Edmond with his wife, Sarah, and their 5 children – Ellabeth (8), Anderson (6), Lilajean (5), Evaleigh (2) and Harrison (1).



JOE SHARPE

HEAD ATHLETIC TRAINER

Joe Sharpe enters his eighth season as head athletic trainer for the Thunder. Before joining the Thunder organization, Sharpe spent four seasons as head athletic trainer for the Charlotte Bobcats. Prior to Charlotte, Sharpe was the head strength and conditioning coach/assistant athletic trainer with the Minnesota Timberwolves for two seasons, which included the team's Midwest Division title and run to the Western Conference Finals.

Sharpe has been an active participant in the USA Basketball program dating back to 2002. During the summer of 2012, Sharpe served as athletic trainer for the gold medal winning men's USA Basketball Olympic team. In London, Sharpe joined Thunder players Kevin Durant and Russell Westbrook as the United States team went a perfect 8-0 en route to the gold medal.

During his time with USAB, Sharpe served on staff for one Olympic gold medal and two gold medals at the FIBA World championships. His involvement with USAB dates back more than a decade and includes volunteer service at the Under-18, Under-19, and men's national team levels.

In 2007, Sharpe participated in the NBA's Basketball Without Borders camp held in Johannesburg, South Africa.

Sharpe was previously the head basketball athletic trainer at the University of Connecticut during a nine-year stint with the Huskies that included its 1999 NCAA Championship season.

Joe and his wife, Jennifer, have two children, Joseph and Jayme.



DAVID HOWARTH

ATHLETIC PERFORMANCE COORDINATOR

David Howarth is set to begin his second season with the Thunder where he serves as Athletic Performance Coordinator. In his role with the club, Howarth is responsible for the development and implementation of strength, conditioning and nutritional programs for all Thunder players. In addition, Howarth also arranges offseason training programs and monitors each player's physical progress between seasons.

After concluding his rugby playing career, Howarth worked for the Australian Rugby Union, Northern Suburbs Rugby Union (Sydney), and Surfing Australia as a Strength and Conditioning Coach. Prior to joining the Thunder, Howarth worked in a private practice at Sparta Performance Science in Menlo Park CA, where he trained professional and collegiate athletes and consulted with NFL, MLB, NBA, Division 1 collegiate and Super Rugby clubs.

A native of Sydney, Australia, Howarth earned a Bachelor's degree in Applied Science/ Sport and Exercise Science and completed Post Grad research in biomechanics at the University of Western Sydney.

Howarth resides in Edmond with his wife, Danielle and daughter, Zoe.



BASKETBALL OPERATIONS



BRANDON BARNETT

DIRECTOR OF MINOR LEAGUE OPERATIONS/PRO SCOUT

Brandon Barnett begins his eighth season with the Thunder organization. Barnett oversees the D-League operations for the Blue, including scouting talent, player contracts and working to execute the Thunder system at the D-League level. In 2012, Barnett was also named a pro scout by Oklahoma City, scouting NBA games for the Thunder basketball operations staff in addition to his duties with the Blue.

Barnett joined the organization after working for the NBA League office in New York City for the previous five years. While with the league office, Barnett served most recently as Senior Coordinator of Basketball Operations for the NBA Development League. He joined the D-League during the 2004-05 season as an intern and quickly solidified his value to the Basketball Operations department. Barnett's role in the D-League, among other things, involved evaluating, recruiting and signing players for the league.

A native of Shaker Heights, Ohio, Barnett graduated cum laude from Emerson College in Boston, Mass., in 2003, with a Bachelor's degree in Broadcast Journalism.



MARC ST. YVES

DIRECTOR OF TEAM OPERATIONS

Marc St. Yves enters his 37th season with the club and his eighth year as the Director of Team Operations. St. Yves previously held the title of equipment manager for 25 years before being promoted in the summer of 2008.

St. Yves is responsible for all team operations including travel, equipment and team events. St. Yves travels fulltime with the team and is responsible for all of the club's logistical needs while on the road. He started his association with the Thunder organization as a 13-year-old ball boy during the team's 1979-80 season in Seattle. Five years later, he was named assistant equipment manager and became the franchise's primary equipment manager in 1985.

Marc and his wife, Karie, have one son Skylar (26). St. Yves hobbies include fly fishing, golf and outdoor pursuits.

BASKETBALL OPERATIONS STAFF



DAVID AKINYOOYE
ASSISTANT COACH



TRAVON BRYANT
ASSISTANT COACH



ANGELA CHARLTON
DIRECTOR OF TEAM WELLNESS



MICHAEL CHATMAN
DIRECTOR OF TEAM SECURITY



JARRELL CHRISTIAN
ASSISTANT COACH



BEN COLDAGELLI
MANAGER OF PUBLIC RELATIONS



CHRIS CONDIT
MANAGER OF TEAM OPERATIONS



JESSE GOULD
DIRECTOR OF BASKETBALL RESEARCH & ANALYTICS



BASKETBALL OPERATIONS
COORDINATOR/ LEGAL &
ADMINISTRATION



LARRY GREER
OPPOSITION SCOUT



DREW JONES III
VIDEO ANALYST/PLAYER DEVELOPMENT



TONY KATZENMEIER
MEDICAL RESEARCH COORDINATOR



RYAN LAMBERT
COLLEGE SCOUT



AYANA LAWSON
DIRECTOR OF PLAYER APPEARANCES AND SERVICES



BRANDON MILLER
COLLEGE SCOUT



SEBASTIEN POIRIER
ATHLETIC TRAINER



SEBASTIAN PRUITI
VIDEO ANALYST / PERSONNEL



JUDY RIDDLE
TEAM TRAVEL COORDINATOR



STEVE SCALZI
VIDEO ANALYST



JOHNNY SHULTS
FACILITY OPERATIONS MANAGER



MARK SIMPSON
DIRECTOR OF PERFORMANCE SCIENCE



WYNN SULLIVAN
BASKETBALL DATA ANALYST



WILSON TAYLOR
MANAGER OF TEAM OPERATIONS



MIKE WILKS
PRO SCOUT



OLIVER WINTERBONE
BASKETBALL INFORMATION ANALYST



GLENN WONG
ASSISTANT TO THE EXECUTIVE VICE PRESIDENT & GENERAL MANAGER



The Oklahoma City Blue will begin its eighth season as the Thunder's NBA D-League affiliate. Originally purchased in 2008 by the Professional Basketball Club, LLC, the Thunder's D-League affiliate played its first six seasons as the Tulsa 66ers before being relocated to Oklahoma City in 2014.

The Thunder has displayed a strong history of utilizing its D-League affiliate and developing both players and staff. Since Oklahoma City entered a single-affiliate relationship before the 2008-09 season, the Thunder has assigned a player to its affiliate 75 times - the most assignments by an NBA team during that span. Sixteen different Thunder players have been assigned in the past seven seasons.

Oklahoma City has been active in "calling up" players from its D-League affiliate. The Thunder has called up a player from its affiliate on 11 occasions since 2008 - the most call-ups between affiliated teams in that stretch.

The Thunder has also utilized its D-League team through developing NBA coaches. The past three coaches of the Thunder's D-League affiliate have received "call-ups" to the NBA ranks. Darko Rajakovic (2012-14) is an assistant coach with Oklahoma City and Dale Osbourne (2011-12) and Nate Tibbets (2009-11) are both assistants with Portland.

Last season, Thunder forward Mitch McGary was assigned to the Blue for eight games, averaging 16.4 points, 7.8 rebounds and 1.1 assists in 24.3 minutes while shooting 49.1 percent from the floor. The Blue team also worked in developing non-Thunder-roster players through its affiliate, with Dwight Buycks and Reggie Williams signing with the Lakers and Spurs, respectively, and Josh Huestis signing with the Thunder following the 2014-15 season.

The Blue will host 24 home games this upcoming season, with 22 games at the Cox Convention Center and a pair of contests across the street at Chesapeake Energy Arena.



MARK DAIGNEAULT

HEAD COACH

Mark Daigneault is in his second season as head coach of the Oklahoma City Blue. In his first season at the helm of the Thunder's NBA D-League team, Daigneault led the Blue to a 28-22 record and an appearance in the NBADL Western Conference Semifinals. Under his watch, the Blue had two players called up to NBA rosters (Reggie Williams and Dwight Buycks) and two Thunder players assigned a combined 10 times (Grant Jerrett and Mitch McGary).

Daigneault came to Oklahoma City after spending his previous four years working under Billy Donovan at the University of Florida, where he most recently held the position of Assistant to the Head Coach. Throughout his four years at Florida, the Gators totaled a record of 120-30 (.800), won three SEC titles and advanced to the Elite Eight each year. In his final season with UF (2013-14), the Gators became the first SEC team to go 18-0 in conference play and went on to win the SEC Championship and advance to the Final Four.

Prior to his time at Florida, Daigneault spent three seasons as an assistant coach at Holy Cross. During Daigneault's tenure, the Crusaders finished as runner-up of the Patriot League Championship in 2008-09. A 2007 graduate of the University of Connecticut, Daigneault served as a student manager with the Huskies under Jim Calhoun from 2003-07. While at UCONN, the Huskies won the 2004 NCAA Championship and claimed three Big East titles, posting a combined record of 103-32 (.763). A native of Leominster, Mass., Daigneault holds a master's degree in sports management from the University of Florida.



2015-16 NBA DEVELOPMENT LEAGUE DIRECTORY



NBA D-League Office

Olympic Tower, 645 5th Avenue; New York, NY 10022

Media Relations Contact: Joanna Shapiro
(jshapiro@nba.com)

Austin Spurs

12885 N. Highway 183, Suite 207; Austin, TX 78750
Tel: (512) 236-8333; Fax: (512) 236-8444
Arena: Cedar Park Center
Media Relations Contact: Perri Travillion
(ptravillion@austinspurs.com)
NBA Affiliation: San Antonio

Bakersfield Jam

1400 Norris Road; Bakersfield, CA 93308
Tel: (661) 615-6550; Fax: (661) 615-6555
Arena: Dignity Health Event Center
Media Relations Contact: William Aquije
(william@bakersfieldjam.com)
NBA Affiliations: Phoenix

Canton Charge

1101 Market Avenue North; Canton, OH 44702
Tel: (330) 489-1701; Fax: (330) 489-1703
Arena: Canton Memorial Civic Center
Media Relations Contact: Sean Wyatt
(swyatt@cantoncharge.com)
NBA Affiliation: Cleveland

Delaware 87ers

300 Martin Luther King Blvd, Suite 200;
Wilmington, DE 19801
Tel: (302) 504-7587; Fax: TBD
Arena: Bob Carpenter Sports/Convocation Center
Media Relations Contact: TBD
NBA Affiliation: Philadelphia

Erie BayHawks

110 East 8th Street; Erie, PA 16501
Tel: (814) 790-5600; Fax: (814) 790-5608
Arena: Erie Insurance Arena
Media Relations Contact: Kevin Hagerty
(kevin.hagerty@nbaserie.com)
NBA Affiliation: Orlando

Fort Wayne Mad Ants

1910 St. Joe Center Rd, Suite 61; Fort Wayne, IN 46825
Tel: (260) 469-4667; Fax: (260) 469-4674
Arena: Allen County War Memorial Coliseum
Media Relations Contact: Audrey Siebrase
(audrey@fortwaynehoops.com)
NBA Affiliations: Indiana

Grand Rapids Drive

40 Monroe Center NW, Ste. 11,
Grand Rapids, MI 49503
Tel: TBD
Arena: The DeltaPlex
Media Relations Contact: Sarah Parfet Jbara
(spj@ssjgroupinc.com)
NBA Affiliation: Detroit

Idaho Stampede

233 South Capitol Blvd., Suite 100; Boise, ID 83702
Tel: (208) 388-4667; Fax: (208) 388-3845
Arena: CenturyLink Arena
Media Relations Contact: Ty Carter
(ty@idahostampede.com)
NBA Affiliation: Utah

Iowa Energy

730 3rd Street; Des Moines, Iowa 50309
Tel: (515) 564-8550; Fax: (515) 564-8551
Arena: Wells Fargo Arena
Media Relations Contact: Mike Leighton
(rburrell@iowanba.com, mleighton@iowanba.com)
NBA Affiliations: Memphis

Los Angeles D-Fenders

555 North Nash Street; El Segundo, CA 90245
Tel: (310) 426-6000; Fax: (310) 426-6031
Arena: Toyota Sports Center
Media Relations Contact: TBD
NBA Affiliation: Los Angeles Lakers

Maine Red Claws

413 Congress Street; Portland, ME 04101
Tel: 207-210-6655; Fax: 207-210-6659
Arena: Portland Exposition Building
Media Relations Contact: Will McClaran
(wmccclaran@maineredclaws.com)
NBA Affiliation: Boston

Oklahoma City Blue

208 Thunder Drive, Oklahoma City, OK 73102
Tel: (918) 208-4800; Fax: (918) 429-7900
Arena: Cox Convention Center
Media Relations Contact: Ben Coldagelli
(bcoldagelli@okcthunder.com)
NBA Affiliation: Oklahoma City

Reno Bighorns

9393 Gateway Drive, Suite BH; Reno, NV 89511
Tel: (775) 284-2622; Fax: (775) 853-1601
Arena: Reno Events Center
Media Relations Contact: Kyle Jones (kjones@renobighorns.com)
NBA Affiliation: Sacramento

Rio Grande Valley Vipers

4500 North 10th Street, Suite 315; McAllen, TX 78504
Tel: (956) 972-1144; Fax: (956) 972-1150
Arena: State Farm Arena
Media Relations Contact: Rebecca Sweat
(rsweat@rgvipers.com)
NBA Affiliation: Houston

Santa Cruz Warriors

903 Pacific Avenue, Suite 101; Santa Cruz, CA 95060
Tel: (831) 731-4396; Fax: (831) 466-3201
Arena: Kaiser Permanente Arena
Media Relations Contact: TBD
NBA Affiliation: Golden State

Sioux Falls Skyforce

2131 South Minnesota Ave; Sioux Falls, SD 57105
Tel: (605) 332-0605; Fax: (605) 332-2305
Arena: Sanford Pentagon
Media Relations Contact: Joe Millar
(joe@skyforceonline.com)
NBA Affiliation: Miami

Texas Legends

2601 Avenue of the Stars, Suite 300; Frisco, TX 75034
Tel: (214) 469-0822; Fax: (214) 469-0823
Arena: Dr. Pepper Arena
Media Relations Contact: Britney Wynn
(bwynn@texlegends.com)
NBA Affiliation: Dallas

Westchester Knicks

198 Central Avenue, White Plains, NY 10606
Tel: (914) 559-6870
Arena: Westchester County Center
Media Relations Contact: Katie Hatch (Katie.hatch@msg.com)
NBA Affiliation: New York



NBA CARES



NBA Cares NBA Cares is the league's global social responsibility program that builds on the NBA's mission of addressing important social issues. This season, as part of the 10th anniversary of its creation, NBA Cares is renewing its commitment to communities around the world by inspiring play and teaching basketball's values to more than 15 million youth, providing an additional 3 million hours of hands-on service to others, and leaving a lasting legacy in communities by building 1,000 more safe places to live, learn or play by 2025. NBA Cares works with internationally recognized youth-serving programs that support education, youth and family development, and health-related causes, including: Special Olympics, YMCA of the USA, Boys and Girls Clubs of America, UNICEF, the Make-A-Wish Foundation, Share Our Strength and GLSEN.



OKLAHOMA CITY THUNDER IN THE COMMUNITY



Through about 20 annual and ongoing Thunder Cares community programs and additional outreach efforts, the Thunder directly impacts individuals and organizations throughout the state every day of the year. In all, our organization – including players, coaches and staff – has worked with more than 500 community partners since the team started in 2008, benefiting countless individuals. From schools to shelters, from building homes to honoring heroes, the team's impact on the community is as diverse

as our community itself, with one common thread running through all that we do: our fans. Since arriving in Oklahoma City, Thunder players have made nearly 1,500 community appearance in and around Oklahoma City.

You can find more information on our Thunder Cares programs, such as the Rolling Thunder Book Bus, Thunder Fit clinics and Thunder Youth Basketball camps, under the Community tab at okcthunder.com.





UNIFORMS AND OFFICIAL MARKS

HOME UNIFORM



PRIMARY LOGO

ROAD UNIFORM



ALTERNATE UNIFORM



THUNDER PRIDE UNIFORM



THUNDER SUNSET UNIFORM



RUMBLE THE BISON

BIRTHDATE

Unknown

BIRTHPLACE

Arbuckle Mountains

DEBUT

02/12/2009

TALENTS/SKILLS

Drums, still walking, mini-trampoline dunking, juggling, unicycle, inline skating, belaying

AWARDS

2009 NBA Mascot of the Year (voted by NBA Mascots)

RUMBLE'S STORY:

For hundreds of years the tale has been told around Native American campfires. A great herd of American bison was lost in the Arbuckle Mountains during a ferocious storm – the kind only Oklahoma can produce.

Hail fell and tornadoes spun all around the herd as they stampeded, trying to find their way down to the safety of the plains.

One lone bison stayed behind as he helped each of his friends escape down a treacherous ravine. Once all of his friends were safe he began his descent only to find his way blocked by fallen boulders.

Lost, he climbed to the tallest peak; left to face the storm alone and searching for a way down the mountain, he was struck by a bolt of lightning.

The bolt did not destroy him, but, by the power of the god of thunder, changed him. Suddenly, he walked on two legs like a man. He possessed amazing strength and agility – he could jump higher, run faster, think more clearly than any beast.

But because he was no longer just a bison – and yet not a man – he was alone.

With many sightings, the legend grew through the years, of a mighty bison, with remarkable powers, roaming the hills alone.

Not until a group of men who carried similar powers came to Oklahoma City did he find somewhere he belonged. These men also possessed the power to jump higher, run faster, and perform acrobatic dunks more spectacular than anyone in the land. They too carried the roar of Thunder every time they took to the court.

So he joined their team. And the new legend of Rumble was born.



For Rumble appearances, please call 405.208.4800 or go to RumbleTheBison.com.





CHESAPEAKE ENERGY ARENA



CHESAPEAKE ENERGY ARENA

Home to the NBA's Oklahoma City Thunder, Chesapeake Energy Arena also plays host to major concerts, family shows, sporting events and the latest in show-stopping entertainment. While it is managed by SMG, Chesapeake Energy Arena is owned by the City of Oklahoma City and was the premier project of its visionary capital improvement program (MAPS) to finance new and upgraded sports, entertainment, cultural and convention facilities with a one-cent sales tax.

IMPROVEMENTS

Oklahoma City voters overwhelmingly approved a one-cent sales tax in 2008 to fund major upgrades to Chesapeake Energy Arena. A series of renovations to the facility were completed in 2013. Upgrades include new state-of-the-art digital signage, a grand entrance, renovated concourses, new concession and restaurant options, team offices and a kids zone.

LOCATION

Located near two major interstates, Chesapeake Energy Arena sits in the heart of a downtown renaissance, just

steps away from the Cox Convention Center, as well as hotels, restaurants and entertainment venues in downtown Oklahoma City and Bricktown.

SEATING CAPACITIES

As a multi-purpose sports and entertainment facility, Chesapeake Energy Arena offers a variety of seating configurations with capacities ranging from less than 4,000 to over 18,000. The spacious 586,000-square-foot arena seats up to:

Basketball:	18,203
Concert (360-degree):	16,591
Concert (180-degree):	11,555
Concert (Theatre Style):	3,613

Accessible seats are available on each level of Chesapeake Energy Arena. The arena has a permanent ice floor, portable insulated flooring system and portable basketball floor to accommodate diverse event configurations. Chesapeake Energy Arena also offers an arena curtaining system with rigging capabilities for maximum flexibility.

CHESAPEAKE ENERGY ARENA



SUITES

Suite members enjoy an elevated view of the action and elite privileges from the comfort of a private suite. Suite members enjoy a personal suite attendant for in-suite food and beverage service, perfect for private dining and entertaining guests.

TERRACE SUITES

Our terrace suites serve as an outstanding destination for the best in entertainment, networking, amenities and service. Perched "above the rim" atop Chesapeake Energy Arena's north and south baseline sections, terrace suites offer unparalleled luxury and astounding proximity to the sights, sounds and thrills generated from the action on the floor.

CLUB SEATS

Cox Club Level members enjoy an elevated view of the action, elite privileges and many conveniences offered by our premier facility. These members have exclusive access to the Cox Club Level and its premium restaurants and bars, which are perfect for dining, entertaining and mingling with other club guests.

COX CLUB LEVEL

The Cox Club Level serves as a top-notch place for club guests to enjoy heartfelt hospitality, attention to detail and award-winning cuisine. The menu has been designed with the flair of a contemporary American restaurant, while showcasing a variety of items to choose from. Guests can also enjoy the new bar area, featuring cutting-edge digital video boards and high-end furnishings. The full-service bar offers beer, wine and specialty cocktails.

THE COMMONS

The renovated The Commons features a dynamic central bar, upscale bar seating and fresh food options for fans on the Cox Club Level. The space connects the Grand Entrance to the Club Level on the south side of the arena.

COURTSIDE CLUBS AND IN-SEAT SERVICE

Courtside members experience the game in the closest and most personal way possible. In addition to offering unparalleled proximity to the court, courtside memberships come with exclusive access to our premium courtside spaces, the Continental Courtside Club and the Pub, as well as behind-the-scenes views of the action and other exclusive privileges.

THUNDER BOX

Located above Section 305, the Thunder Box offers a unique way to experience events at Chesapeake Energy Arena, perfect for company outings or other group events. With sightlines above all other seats in the arena, this location provides a private, all-inclusive environment, complete with added comfort and amenities not available in other locations.

SKY BOXES AND SUMMIT SPACES

Sky boxes and Summit locations are private suites located above the 300 level, offering a view of every area of the inner bowl. These spaces are available for rent every game night and provide exclusive areas for smaller groups to gather.

OLD NO. 7 CLUB

The Jack Daniel's Old No. 7 Club has transformed into a downtown destination for every event at Chesapeake Energy Arena. Guests at this upscale urban bar can enjoy a fun and energetic atmosphere, which transforms from a contemporary bar during game nights to an intimate postgame club. Top-shelf cocktails and premium beer are served alongside an updated menu of light appetizers to complement each guest's beverage of choice.

BUDWEISER BREW HOUSE

The Budweiser Brew House is the largest restaurant in the arena open to all fans attending Thunder games. Located on the southwest side of Chesapeake Energy Arena and just inside the Grand Entrance, Budweiser Brew House is open on all Thunder game nights. For reservations, fans can call 405.601.4459.

CONCESSION STANDS

Chesapeake Energy Arena features numerous concession stands and specialty vendors throughout the facility, offering guests a wide variety of food and beverage choices.

SCOREBOARD

The scoreboard features a total of 10 full-motion video panels, providing an enhanced video and graphics presentation that keeps every fan in the middle of the action. The board also includes an LED ring to display video and text.

PRESS FACILITIES

Media facilities include courtside seating and a working press area, as well as interview areas, dining areas and provisions for TV broadcast.

LOCKER ROOMS

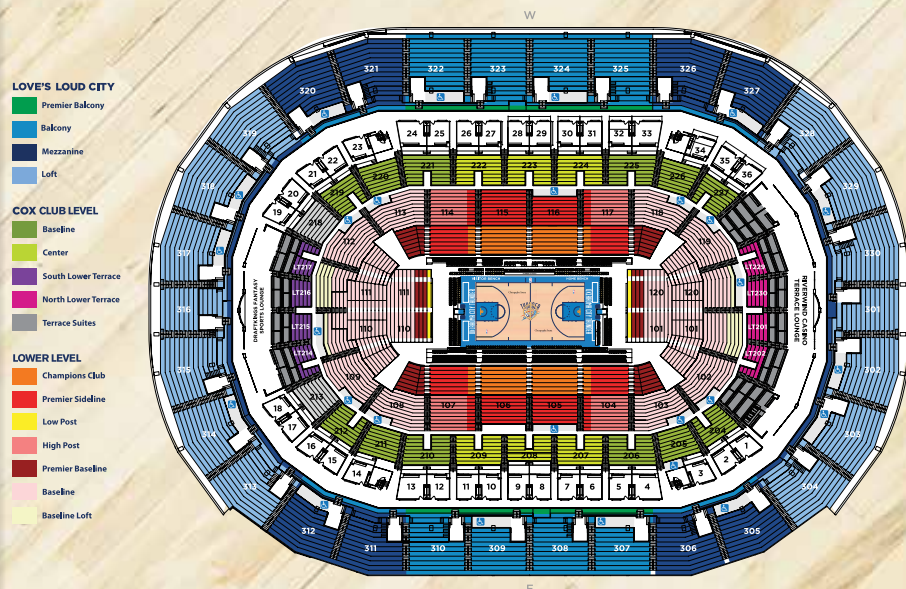
Chesapeake Energy Arena features four locker rooms, including one for the Oklahoma City Thunder and one for visiting NBA teams.

BOX OFFICE

Chesapeake Energy Arena has a full-service box office located near the northeast entrance. For your convenience, the box office is open Monday through Friday from 10 a.m. to 6 p.m. Evening, weekend and holiday hours vary according to the Chesapeake Energy Arena event schedule. For further information or to purchase tickets online, please visit chesapeakearena.com.



CHESAPEAKE ENERGY ARENA TICKET MAP



For season or group ticket information, call the Thunder office at 405.208.4800.

For single-game tickets sold by the team and authentic tickets from other fans, go to okcthunder.com/tickets.

CHESAPEAKE ENERGY ARENA FACTS AND FIGURES

CHESAPEAKE ENERGY ARENA OWNERSHIP	Chesapeake Energy Arena is owned by the City of Oklahoma City and managed by SMG, which is headquartered in Philadelphia, Pennsylvania.
OPENED	After breaking ground in the spring of 1999, construction began on the new downtown arena funded by MAPS, Oklahoma City's visionary capital improvement program designed to finance new and upgraded sports, entertainment, cultural and convention facilities with a one-cent sales tax. Doors opened June 8, 2002.
FIRST NBA GAME	New Orleans Hornets vs. Sacramento Kings, Nov. 1, 2005.
SEATING CAPACITY FOR THUNDER GAMES	18,203
LOCATION	Located near two major interstates, Chesapeake Energy Arena sits in the heart of a downtown renaissance, just steps away from the Cox Convention Center.
BOX OFFICE	Chesapeake Energy Arena has a full-service box office located near the northeast entrance.
ADDRESS	100 W. Reno Ave. • OKC, OK 73102
PHONE	405.602.8700

EXECUTIVE STAFF



BUSINESS OPERATIONS



DANNY BARTH EXECUTIVE VICE PRESIDENT AND CHIEF ADMINISTRATIVE OFFICER

An NBA executive since 1997, Danny Barth has served in his current position of executive vice president and chief administrative officer of the Oklahoma City Thunder since the team's inaugural season in 2008. In this role, he oversees all aspects of the team's business operations, driving its emphasis on building community partnerships and creating a first-class fan experience.

After overseeing the moving of the franchise's business operations to Oklahoma City, Barth shifted his focus to the team's growth and development, including overseeing the remodeling of Chesapeake Energy Arena to not only meet NBA requirements, but also to provide a strong fan-focused environment. The facility upgrades, which were completed in 2013, included new hospitality areas, enhanced seating and sightlines, modernized common areas and concourses, and the team's permanent corporate office.

Under Barth's leadership, the Thunder has become regarded throughout the industry as a leader in sports business and a model for best practices. Within its first five seasons, the team was recognized by ESPN The Magazine in its Ultimate Standings as the No. 1 professional sports franchise in North America and awarded Sports Team of the Year by the Sports Business Awards, presented by the Sports Business Journal. The national Make-A-Wish Foundation has honored the team with a Chris Greicius Celebrity Award, and Leadership Oklahoma has recognized the team with its Statewide Community Leadership Award.

Prior to his work with the Thunder, Barth served as interim president and CEO for two seasons with the Seattle Supersonics, having previously held positions as chief financial officer, vice president and controller for the team. He began his career with Price Waterhouse LLC, spending six years in the audit division in the corporation's Seattle and New York offices, where he specialized in retail and investment banking.

A graduate of Seattle University, Barth resides with his wife Julie and their two sons in Edmond.



BRIAN M. BYRNES SENIOR VICE PRESIDENT, SALES AND MARKETING

Brian Byrnes joined the Thunder organization in April 2005, and developed and executed the strategic sales and marketing efforts to launch business operations in Oklahoma City in 2008. Byrnes' current responsibilities include oversight of ticket sales, retention and operations; luxury suite sales and hospitality; marketing and communications strategies such as brand management, advertising, promotions, graphic design, digital media, e-commerce and event presentation.

Capitalizing on the unique platform of being Oklahoma's first permanent major-league sports team, Byrnes continues to foster programming that extends the reach of the Thunder brand to fans throughout the region. Initiatives such as Thunder Alley and the Kia Rewards Zone make the game-day experience accessible to all

Thunder fans visiting Chesapeake Energy Arena. Year-round, the Blue Alliance connects local fans in towns across Oklahoma, while the OG&E ThunderBolt brings an interactive Thunder experience to regional fairs and neighborhood celebrations.

Previously, Byrnes served as executive vice president of business operations for the NHL's Phoenix Coyotes, guiding the organization through a rebranding that included a new corporate identity, logos and team uniforms. Prior to joining the Coyotes, Byrnes built nearly 10 years of experience with the NHL's Dallas Stars and MLB's Texas Rangers.

Byrnes is actively involved in the Thunder Cares Foundation, Allied Arts, Leadership Oklahoma City, the National Sports Forum and the Greater Oklahoma City Sports Consortium. A graduate of St. Mary's University in San Antonio, Byrnes and his wife Ashley reside with their three children in Edmond.

BUSINESS OPERATIONS



PETE WINEMILLER SENIOR VICE PRESIDENT, GUEST RELATIONS

An NBA franchise executive since 1995, Pete Winemiller currently serves as senior vice president of Guest Relations for the Thunder.

Winemiller is charged with creating repeat customers in a business environment where you cannot control the level of success on the basketball court (the purchased product), but you can control what happens in the stands (the customer experience).

In 2008 Winemiller and his staff led the implementation of a results-producing customer service program leading into the inaugural season for the Thunder, during what former NBA Commissioner David Stern called "the most compressed beginning ever in professional sports."

The Thunder was recognized in 2014 by the Customer Experience Professionals Association as a winner of its CX Innovation Award, which recognizes organizations implementing new practices that improve customer experience, resulting in strong business impact. The team also received the 2014 All-Star Award from the National Customer Service Association. The Thunder has previously been honored by the American Business Awards as Front-Line Customer Service Team of the Year in 2012 and as a Gold Award winner in the Customer Experience Excellence category of the Gartner & 1to1 Media CRM Excellence Awards.

Winemiller has been a keynote speaker and featured presenter at numerous customer service conferences throughout the country. He has served as adjunct professor at both Arizona State University and the University of Washington, sharing his business perspective with undergraduate students, graduate students and business executives.

Winemiller was selected in 2013 as Chief Customer Officer of the Year by the Chief Customer Officer Council. A graduate of Washington State University, he is an alumnus of the Disney Institute in Orlando, Fla., and the Ritz-Carlton Leadership Center in Chevy Chase, Md. He received his professional certification in Customer Experience Management in 2010.



CHRISTINE BERNEY VICE PRESIDENT, COMMUNITY RELATIONS AND EXECUTIVE DIRECTOR, THUNDER CARES FOUNDATION

Christine Berney joined the Oklahoma City Thunder in 2008 and currently serves as vice president of Community Relations and executive director of the Thunder Cares Foundation. She is responsible for overseeing the programs and partnerships that help the Thunder make a positive impact on the community.

During her tenure with the Thunder, Berney has helped establish the team as a leader in the Oklahoma City community and as a partner with nonprofits across the state. She oversees the more than 20 ongoing and annual community programs that the Thunder administers, as well as directing the fundraising and day-to-day management of the Thunder Cares Foundation, which supports the team's community-outreach efforts.

Berney's professional background includes public relations and community relations positions in both the corporate and nonprofit sectors. Before joining the Thunder, she served as the manager of public relations for the Greater Oklahoma City Chamber. Prior to that, she was the manager of community relations for Sonic Corporation.

Originally from California, Berney earned her B.A. in English from Oregon State University and her M.F.A. in Creative Writing from the University of Massachusetts at Amherst.



BUSINESS OPERATIONS



TONY DRISCOLL

VICE PRESIDENT, BUSINESS DEVELOPMENT

Tony Driscoll serves the Thunder organization as vice president of Business Development, having joined the team in 2012. He leads the organization's efforts to foster relationships with existing business partners and to expand sponsorship opportunities.

Driscoll previously worked as vice president of sales and business development for the National Hot Rod Association (NHRA), headquartered out of Charlotte for the California-based organization.

Prior to that, he worked in several roles with the International Speedway Corporation (ISC), which owns and/or operates 13 NASCAR racetracks around the country. Over the course of 10 years with ISC, Driscoll rose to the position of senior director of partnership and integrated media sales, where he successfully developed and executed an expansive strategy to cultivate new partners, renew existing sponsorships and integrate sales for numerous media outlets into the organization's corporate sales unit.

Driscoll is a graduate of Eastern Michigan University in Ypsilanti, Michigan.



SCOTT LOFT

VICE PRESIDENT, TICKET SALES, RETENTION AND DATABASE OPERATIONS

Scott Loft is an industry veteran with more than 25 years of professional sports leadership experience in the National Football League, National Hockey League and National Basketball Association.

Loft joined the Thunder in 2010 after three seasons with the Miami Dolphins and is responsible for the Thunder's overall strategy and tactics for all ticket sales, retention and database operations including season ticket sales, group ticket sales, executive suites and Club Level memberships.

Loft's sports career started with the NBA's Philadelphia 76ers, where he spent nine seasons, culminating as the director of ticket sales. After his stint with the NBA, Loft became one of the first employees with the NHL's expansion Nashville Predators, where his ticket sales team became the first NHL or NBA franchise to qualify for expansion by selling more than 12,000 season tickets before the NHL franchise was awarded to the city of Nashville.

After five seasons in the NHL, Loft joined the NFL's Jacksonville Jaguars as executive director of ticket sales and marketing. Loft was chosen to be the Jaguars' sole attendee at the inaugural NFL Management Program at Stanford during the 2003 season, and his five years in Jacksonville were highlighted by the local oversight of the ticketing functions for Super Bowl XXXIX, which was played in Jacksonville in 2005. Loft then continued his NFL career with the Miami Dolphins, where he stayed until he joined the Thunder.

Prior to his career in sports, Loft received his undergraduate degree from Ball State University in Muncie, Ind., and his master's degree from Temple University in Philadelphia. Loft currently lives in Edmond with his wife Cathy; their son, Josh, attends the University of Oklahoma.



BUSINESS OPERATIONS



DAN MAHONEY

VICE PRESIDENT, BROADCASTING AND CORPORATE COMMUNICATIONS

Dan Mahoney joined the Oklahoma City Thunder in August 2008. In his role of vice president of Broadcasting and Corporate Communications, he oversees the Thunder business public relations efforts, website (okcthunder.com) and broadcasting operations.

Previously Mahoney served as a public relations consultant for the Professional Basketball Club, LLC and the New Orleans Hornets. From 1995-2003 he was director of communications for Oklahoma Governor Frank Keating. He later worked with Gov. Keating as senior vice president of communications and public affairs at the American Council of Life Insurers in Washington, D.C.

Consulting with Gooden Group of Edmond, Okla., Mahoney coordinated public relations efforts for the Skirvin Hilton Hotel, a historic Oklahoma City landmark which reopened in 2007 after being closed for 18 years. He also assisted the Hornets during their relocation and two-year stay in Oklahoma City from 2005-07.

As director of communications for Gov. Keating, Mahoney was responsible for public information coordination for the State of Oklahoma and the Governor's office. That included public information efforts during the 1995 bombing of the Murrah Federal Building in Oklahoma City. Following that tragedy, he consulted for businesses and other government agencies on crisis communications.

Mahoney spent 18 years in radio and television as a news director, news reporter and sportscaster in Richmond, Va.; Albuquerque, N.M.; and Oklahoma City. He is a native of Philadelphia and attended Virginia Commonwealth University and the University of New Mexico.

Mahoney served on the 20-year anniversary committee for the Oklahoma City National Memorial. He has two adult daughters who live in New York City.



KATY SEMTNER

VICE PRESIDENT, HUMAN RESOURCES

Katy Semtner joined the Oklahoma City franchise in January 2003. She serves as the team's vice president of Human Resources. Semtner's responsibilities include oversight of payroll, benefits, employee relations, recruitment, selection, orientation, performance management, compensation, policy creation, employment-law compliance and employee development.

Prior to joining the franchise, Semtner worked in human resources in the hospitality and nonprofit industries. She is a certified Senior Professional in Human Resources.

Semtner is a member of the Society for Human Resources Management, the Oklahoma City Human Resources Society and EWF International. The Seattle native is a graduate of the University of California at San Diego and an alumna of Leadership Oklahoma City.



BUSINESS OPERATIONS



STACY BLOMSTROM CONTROLLER

Stacy Blomstrom began with the Thunder in 2009 as the organization's assistant controller, moving into her current position in 2012. Prior to working for the Thunder, Blomstrom was controller for a set of five LLCs at CNI (Chickasaw Nation Industries) in Norman.

Previously, she served as CFO for the Moore Medical Center and as the director of finance/operations at Eagle Ridge Institute, a nonprofit social-service agency.

Blomstrom earned her Bachelor of Science degree in accounting from Regis University in Denver in 2001. A native of Colorado, she spent 14 years working with healthcare organizations in that state before moving to Oklahoma in 2003.



JIM BRYLEWSKI DIRECTOR, DEVELOPMENT TEAM BUSINESS OPERATIONS

Jim Brylewski has served with the Thunder NBA D-League team since 2008 and currently leads business operations for the Oklahoma City Blue. Brylewski, a graduate of Michigan State University, previously worked with the Youngstown SteelHounds of the Central Hockey League as assistant general manager.

Previous to Youngstown, Brylewski worked with the San Jose Sharks organization, serving as vice president of marketing and sales for the Cleveland Barons AHL franchise and assisting the Sharks organization in the relocation of the Barons business operations to Worcester, Massachusetts.

Brylewski began his career in 1988 as an event promotions supervisor with the Detroit Tigers. From 1996-2000 he served as the advertising and promotions manager with the Baltimore Orioles, when the team set franchise records in attendance and corporate sales revenue. In his final season with the Orioles, Brylewski was also responsible for the day-to-day operations of the team's ballpark entertainment, most notably the planning and scripting of Cal Ripken's 3,000-hit ceremony.



JODY EAST DIRECTOR, CORPORATE HOSPITALITY

Jody East was born and raised in Miami, Oklahoma. She is a graduate of Oklahoma State University, where she earned her Bachelor of Human Environmental Sciences, a degree in hotel and restaurant administration. Jody began her career at the then-named Ford Center, where she managed executive suites for three years until being recruited by the New Orleans/Oklahoma City Hornets. After a taste of the NBA, East was hooked and has been a proud member of the Oklahoma City Thunder organization since 2008.

In her current role, she is directly responsible for the department that manages all Thunder game-night hospitality areas, as well as providing additional services for staff and external-group events. East also oversees renovation enhancements to in-arena premium areas and owner relations.

East has lived in the Oklahoma City area since 2003 and currently resides in Edmond.



BUSINESS OPERATIONS



ABBY ERSPAMER DIRECTOR, PARTNERSHIP ACTIVATION

Abby Erspamer began with the Thunder in 2008 as a senior account services manager, taking on her current role as director of Partnership Activation in 2010. In her current role, she is responsible for the management of corporate partnership fulfillment and its activation staff.

Before her move to the Thunder, Erspamer was the corporate promotions and events manager for the Dallas Mavericks. From 2005 to 2007, she served as corporate partnerships marketing manager for the New Orleans/Oklahoma City Hornets. Prior to beginning her NBA career, Erspamer was a special assistant to the Oklahoma State men's basketball coaching staff.

Born in Stillwater, Erspamer graduated from Oklahoma State University with a bachelor's and an MBA.



TRAVIS HERMAN DIRECTOR, TICKET AND PREMIUM SALES

Travis Herman has been with the Oklahoma City franchise since 2001, taking on his current title as director of Ticket and Premium Sales in 2011. In this role, he is responsible for the development, implementation and execution of all sales strategies in order to maximize the generation of ticket and premium revenue for both the Oklahoma City Thunder and the Oklahoma City Blue franchises.

Originally from Hays, Kansas, Travis earned his degree in finance from Kansas State University in the fall of 2001.



KARLIS KEZBERS DIRECTOR, RETENTION AND TICKET OPERATIONS

Karlis Kezbers joined the Thunder in September 2008 and currently serves as the team's director of Retention and Ticket Operations. The Bloomington, Minnesota, native grew up in Oklahoma City and graduated from the University of Oklahoma in 2004. Upon graduating, he joined the sales and retention team for the NBA's Phoenix Suns. After four seasons with the Suns, Kezbers jumped at the opportunity to help build a franchise in his hometown.

In his current role, Kezbers oversees season ticket services for the Thunder, leading a team of account managers who provide first-class service to all Season Ticket Members. He also manages the day-to-day operations of the ticketing platform, which encompasses everything from mobile-ticket functionality to ticket analytics. Kezbers, his wife Emily and their daughter Brynn reside in Edmond.



BUSINESS OPERATIONS



TYLER LANE

DIRECTOR, INFORMATION TECHNOLOGY

Tyler Lane joined the Thunder in 2009 as director of Information Technology. Lane began his career in the U.S. Navy as an aviation electronics technician, maintaining radar systems on F/A-18 Hornets and serving aboard the USS Nimitz. He later held several IT positions at the University of Oklahoma, including within the Athletics department and the College of Engineering.

Lane earned his MBA from the University of Oklahoma. He and his wife Alisa reside in Norman with their sons, Ben and Jack.



JOHN LEACH

DIRECTOR, EVENTS & ENTERTAINMENT

John Leach joined the franchise in 2007 as the director of Events and Entertainment. Leach began his career as an on-air personality in radio for eight years in both Houston and San Diego. He was hired full-time by the Houston Rockets in 2000 in their Game Operations department.

Prior to joining the Rockets full-time, Leach was responsible for game music in Houston during their championship seasons in 1994 and 1995, and actually has a ring to prove it. He helped move the Rockets into the new Toyota Center and played an integral role in creating a new interactive NBA experience with a variety of performance teams – including drummers, breakdancers and tumblers – that were all part of the Rockets' branded game-night entertainment.

Leach was recruited by the then Charlotte Bobcats to start the game presentation/entertainment department when Charlotte was awarded a franchise in 2004. Looking at his current position, Leach notes how exciting it is to produce an NBA experience for the enthusiastic Thunder fans.



RON MATTHEWS

DIRECTOR, INTERACTIVE MEDIA AND PUBLICATIONS

Ron Matthews joined the Oklahoma City franchise in 2006 as the director of Interactive Media and Publications. Matthews oversees the team website (okcthunder.com), all publications (Game Night program, Thunder Magazine and the annual Thunder Cares report) and photography. He is active in developing content across all platforms – online, print, video and photography.

Prior to joining the club, Matthews was sports editor at the Seattle Post-Intelligencer. He was named to that position in 2001, following five years as the assistant sports editor. He held similar positions at various newspapers in California, New York, Washington, Vermont and Utah.

Matthews graduated from Oregon State University in 1985 with a degree in journalism.

BUSINESS OPERATIONS



MATTHEW WELLS

DIRECTOR, BROADCAST PRODUCTION

Matthew Wells joined the Thunder during the team's first season in Oklahoma City, being named director of Broadcast Production in 2013. When he joined the team, Wells brought with him a decade of experience in TV journalism. He previously worked in local news at OETA and KWTV-News 9 in Oklahoma City, after starting his career as a sports anchor/reporter with KXII in Sherman, Texas.

Wells has earned wide recognition for his work as a storyteller, photographer and editor, including being a two-time Emmy award winner for his contributions in Live Sports Broadcasting.

A Texas native, Wells graduated in Journalism/Communications from Stephen F. Austin State University in Nacogdoches, Texas, where he also played as a walk-on for the Lumberjack football team. He now calls Oklahoma his home, along with his wife, Kelly, and three children, Spencer, Maggie and Evan.



KATRINA WILEY

DIRECTOR, HUMAN RESOURCES

Katrina Wiley joined the franchise in 2006 and has been a proud member of the Thunder organization since the team's first season. A native of the northwest, Wiley came to the team with over 10 years of experience in human resources and payroll, including seven years with a property management company based in Seattle.

In her current role, Wiley directs HR and payroll for the Oklahoma City Thunder and the Oklahoma City Blue, the team's NBA Development League franchise. Her primary areas of focus include employee onboarding and orientation programs, the Thunder internship program, employee events and recognition, and employee relations.

Wiley is a senior at UCO majoring in Human Resource Management. She is an honor society member and an active supporter of and participant in UCO's HR Society and 2BLeaders program. She and her husband, David, reside in Edmond.



DAWN TURNER

DIRECTOR, MARKETING AND BRAND MANAGEMENT

Dawn Turner joined the Thunder in 2014 as director of Marketing and Brand Management, leading the team that is responsible for all of the graphic design, advertising, brand promotions and merchandising for the club.

Prior to joining the Thunder, Turner spent seven years in entertainment and sports marketing for American Airlines. Her primary duties involved overseeing all entertainment properties, including American Airlines Center in Dallas, American Airlines Arena in Miami, major-league sports teams and product integration for TV and motion pictures.

Turner previously served as director of Corporate Communications and Community Relations for the Dallas Mavericks. She began her career as media director with the Professional Bowlers Association (PBA Tour).

Born and raised in Cuyahoga Falls, Ohio, Turner holds a bachelor's degree in sports medicine from the University of Akron and a master's in sport administration from Kent State University. She currently resides in Edmond with her husband, Kevin, and their children, Siri and Finn.



2015-16 THUNDER DIRECTORY



Ade Amuda
Marketing & Event Coordinator,
Development Team



Sarah Amyx
Assistant Controller



Brandon Ankney
Senior Graphic Designer



Chris Battle
Senior Account Manager



Becky Bauman
Manager, Ticket Operations



Jay Beauchamp
Senior Photo Journalist/
Video Editor



Zach Beeker
Staff Photographer & Archivist



Terah Bernardi
Account Executive, Development
Team Sales



Matt Bishop
Website & Publications Coordinator



Rachel Bradley
Season Ticket Account Manager



Dana Bressler
Manager, Premium Ticket Operations



Scott Brinson
Season Ticket Account Manager



Haley Burr
Guest Relations Assistant



Aimee Canavan
Corporate Hospitality Coordinator



Paige Carter
Dance Team Manager



Janaki Cash
Account Executive,
Season Ticket Sales



Sydni Chappell
Season Ticket Account Manager



Kyle Cofer
Manager, Premium Sales



Tyler Cofer
Game Presentation & Entertainment
Coordinator



Brent Coffman
Senior Account Manager



Nick Colburn
Account Executive,
Business Development



Clinton Corley
Video Photographer / Editor



Joseph Croll
Front-End Developer & Manager
of Digital Products



Eric Date
Executive Producer and Director,
Television Game Broadcasts



Jimmy Do
Website & Publications Coordinator



Cole Douglas
Account Executive, Season
Ticket Sales



Nicole Doyle
Season Ticket Account Manager



Robyn Dumas
Season Ticket Account Manager



Joy Dyer
Guest Relations Training Coordinator



Whitney Emde
Account Executive,
Business Development



2015-16 THUNDER DIRECTORY



Laura Flinton
Season Ticket Account Manager



Nick Gallo
Digital Content Reporter



Daniel Green
Video Photographer / Editor



Jacob Hanna
Thunder Mobile
Experience Coordinator



Karina Henderson
Corporate Communications Manager



Sean Heusel
Senior Account Executive,
Business Development



Kim Heussner
Account Executive, Group Sales



Marla Hibdon
Executive Assistant to the Chairman



Matt Hinderman
Broadcast Production Manager



Ryan Hock
Account Executive, Group Sales



Bill Hooker
Producer, Media Production



Mary Jo Hope
Manager, Event Presentation



Jenny Hromek
Group Events &
Ticket Sales Coordinator



Kelsey Huff
Partnership Activation Account
Manager



David Jones
Manager, Broadcast & Technical
Operations



Krystal Jones
Graphic Designer



Justin Jordan
Manager, Inside Sales



Ashley Karther
Revenue Accountant



Matt Keller
IT Operations Manager



Samantha Kraft
Account Executive,
Business Development



Todd Lawson
IT Support Coordinator



Alex LeMay
Staff Accountant



Vanessa Lemons
Season Ticket Account Manager



Katherine Logan
Accounts Payable Specialist



Kaylee Lonsinger
Guest Communication Coordinator



Kaylan Lowrie
Business Operations Coordinator,
Development Team



Taylor Mask
Account Executive, Development
Team Sales



Michelle Matthews
Manager, Development Team Sales
& Retention



Mac Maddox
Manager, Group &
Season Ticket Sales



Branden Morrow
Marketing Coordinator



2015-16 THUNDER DIRECTORY



Kaitlyn Motyka
Marketing Programs & Promotions
Coordinator



Amy Neff
HR & Payroll Coordinator



Lonnie Nichols Jr
Account Executive, Premium Sales



Ryan O'Toole
Account Executive,
Business Development



Tim Pederson
Account Executive,
Business Development



Alana Peery
Partnership Activation
Account Manager



Keeton Peery
Youth Basketball Coordinator



Jason Quintero
Senior Manager,
Game Presentation



Phillip Riggs
IT Support Specialist



Carla Root
Payroll Specialist



Elizabeth Sellers
Community Relations Coordinator



Clay Shewey
Account Executive, Development
Team Sales



David Simmons
Facilities Coordinator



Jon Singer
Inside Sales Representative



Ben Sledge
Coordinator, Digital Media
Production



Jennifer Sorrels
Office Manager &
Executive Assistant



Chris Sorrels
Manager, Premium Account Services
& Season Ticket Retention



Rayna Stewart
Manager, Suite Services



Lindsay Stockton
Inside Sales Representative



Jessica Summers
Manager, Courtside Services



Tyrus Taylor
Manager, Digital Media Production



Coby Van Loan
Season Ticket Account Manager



Kristiana Van Winkle
Manager, Marketing



Lisa Waite
Creative Services Director



Jennifer Watson
Community Relations
Events Manager



Brittany Weaver
Guest Relations Assistant



Jonathan White
Inside Sales Representative



Keli White
Guest Experience Coordinator



Debbie Williams
Community Relations
Programs Manager





2015-16 OKLAHOMA CITY THUNDER FRONT OFFICE STAFF

Chairman Clayton I. Bennett

BASKETBALL OPERATIONS

Executive Vice President & General Manager Sam Presti
Vice President / Assistant General Manager Troy Weaver
Assistant General Manager & Team Counsel Michael Winger

COACHES

Head Coach Billy Donovan
Assistant Coach Monty Williams, Maurice Cheeks, Anthony Grant, Mark Bryant, Darko Rajakovic
Quality Control Coach Billy Schmidt
Player Development Assistant Royal Ivey

MEDICAL AND PERFORMANCE

Director of Medical Services Dr. Donnie Strack
Head Athletic Trainer Joe Sharpe
Athletic Performance Coordinator David Howarth
Director of Performance Science Mark Simpson
Head Team Primary Care Physician Daniel Clinkenbeard
Head Team Orthopedic Physician Carlan Yates
Medical Research Coordinator Tony Katzenmeier

SCOUTING

Director of College Player Personnel Will Dawkins
Manager of Advance Scouting / Player Development Vin Bhavnani
Opposition Scout Larry Greer
Coordinator of International Scouting / Amateur Massimo Biasin
Coordinator of International Scouting / Pro Johnny Rogers
Pro Scout Mike Wilks
College Scout Ryan Lambert, Brandon Miller
Special Assignment Scout Hank Smith

BASKETBALL OPERATIONS AND TECHNOLOGY

Director of Basketball Operations Paul Rivers
Director of Basketball Research & Analytics Jesse Gould
Basketball Operations Coordinator / Legal & Administration Amanda Green
Basketball Data Analyst Wynn Sullivan
Basketball Information Analyst Oliver Winterbone

VIDEO COACHING

Video Analyst / Player Development Drew Jones
Video Analyst / Personnel Sebastian Pruitt
Video Analyst Steve Scalzi

TEAM OPERATIONS

Director of Team Operations Marc St. Yves
Manager of Team Operations Wilson Taylor
Director of Team Security Michael Chatman
Director of Player Appearances and Services Ayana Lawson
Director of Team Wellness Angela Charlton, Ph. D.

BASKETBALL COMMUNICATIONS

Director of Basketball Communications Matt Tumbleson
Manager of Basketball Communications Michael Ravina, John Read

ADMINISTRATION

Team Travel Coordinator Judy Riddle
Assistant to the Executive Vice President & General Manager Glenn Wong

FACILITIES

Facility Operations Manager Johnny Shults

DEVELOPMENT TEAM OPERATIONS

Director of Development Team Operations / Pro Scout Brandon Barnett
Head Coach Mark Daigneault
Assistant Coach David Akinyooye, Travon Bryant, Jarell Christian
Athletic Trainer Sebastien Poirier
Manager of Team Operations Chris Condit
Manager of Public Relations Ben Coldagelli

2015-16 OKLAHOMA CITY THUNDER FRONT OFFICE STAFF



BUSINESS OFFICE EXECUTIVE TEAM

Executive Vice President, Chief Administrative Officer Danny Barth
Senior Vice President, Sales and Marketing Brian Byrnes
Senior Vice President, Guest Relations Pete Winemiller
Vice President, Community Relations Christine Berney
Vice President, Business Development Tony Driscoll
Vice President, Ticket Sales, Retention & Database Operations Scott Loft
Vice President, Broadcasting & Corporate Communications Dan Mahoney
Vice President, Human Resources Katy Semtner

ADMINISTRATION

Office Manager & Executive Assistant Jennifer Sorrels
Executive Assistant to the Chairman Maria Hibdon
Facilities Coordinator David Simmons

BROADCASTING

Play-by-Play Announcer Brian Davis
Broadcast Analyst Michael Cage
Sideline / Web Reporter Lesley McCaslin
Radio Play-by-Play Announcer Matt Pinto
Executive Producer and Director, Television Game Broadcasts Eric Date
Broadcast Producer Steve Melton
Director, Broadcast Production Matthew Wells
Manager, Broadcast & Technical Operations David Jones
Senior Photojournalist/Video Editor Jay Beauchamp
Broadcast Production Manager Matt Hinderman
Video Photographer / Editor Clinton Corley, Daniel Green

BUSINESS DEVELOPMENT

Senior Account Executive, Business Development Sean Heusel
Business Development Account Executive Nick Colburn, Whitney Emde, Samantha Krafft, Ryan O'Toole, Tim Pederson
Director, Partnership Activation Abby Erspamer
Senior Partnership Activation Account Manager Ashley McClain
Partnership Activation Account Manager Kelsey Huff, Alana Peery
Business Development Coordinator Lauren Doggett

COMMUNICATIONS

Corporate Communications Manager Karina Henderson
Corporate Communications Coordinator Erica George

COMMUNITY RELATIONS

Community Relations Events Manager Jennifer Watson
Community Relations Programs Manager Debbie Williams
Community Relations Coordinator Elizabeth Sellers
Youth Basketball Coordinator Keeton Peery

CORPORATE HOSPITALITY

Director, Corporate Hospitality Jody East
Coordinator, Corporate Hospitality and Services Aimee Canavan

DATABASE OPERATIONS

Business Intelligence Analyst Danielle Brown

DEVELOPMENT TEAM

Director, Development Team Business Operations Jim Brylewski
Manager, Development Team Sales & Retention Michelle Matthews
Account Executive, Development Team Sales Terah Bernardi, John Karlish
Marketing & Events Coordinator, Development Team Taylor Mask, Clay Shewey
Business Operations Coordinator, Development Team Ade Amuda
Kaylan Lowrie

EVENTS & ENTERTAINMENT

Director, Events & Entertainment John Leach
Manager, Mascot Affairs Jon Brooks
Fan Interaction Specialist Kerry Adderly
Senior Manager, Game Presentation & Entertainment Jason Quintero
Game Presentation & Entertainment Coordinator Tyler Cofer
Manager, Event Presentation Mary Jo Hope
Event Presentation Coordinator Heather Brown
Thunder Mobile Experience Coordinator Jacob Hanna
Dance Team Manager Paige Carter



2015-16 OKLAHOMA CITY THUNDER FRONT OFFICE STAFF

Producer, Media Production	Bill Hooker
Manager, Digital Media Production	Tyrus Taylor
Digital Media Production Coordinator	Benjamin Sledge
Video Production Coordinator	Juan Fonseca

FINANCE

Controller	Stacy Blomstrom
Assistant Controller	Sarah Amyx
Revenue Accountant	Ashley Karther
Accounts Payable Specialist	Katherine Logan
Staff Accountant	Alexandra LeMay

GUEST RELATIONS

Manager, Guest Relations	Keli White
Guest Experience Coordinator	Kaylee Lonsinger
Guest Communication Coordinator	Joy Dyer
Guest Relations Training Coordinator	Haley Burr, Brittany Weaver
Guest Relations Assistant	

HUMAN RESOURCES

Director, Human Resources	Katrina Wiley
Payroll Specialist	Carla Root
HR & Payroll Coordinator	Amy Neff

INFORMATION TECHNOLOGY

Director, Information Technology	Tyler Lane
IT Operations Manager	Matt Keller
IT Support Coordinator	Todd Lawson
IT Support Specialist	Phillip Riggs

MARKETING

Director, Marketing & Brand Management	Dawn Turner
Manager, Marketing	Kristiana Van Winkle
Marketing Programs & Promotions Coordinator	Kaitlyn Motycka
Marketing Services Coordinator	Brandon Morrow
Creative Services Director	Lisa Waite
Senior Graphic Designer	Brandon Ankney
Graphic Designer	Krystal Jones, Adrienne Samuel
Staff Photographer & Archivist	Zachary Beeker

PREMIUM SALES

Manager, Premium Sales	Kyle Cofer
Account Executive, Premium Sales	Lonnie Nichols

SEASON TICKET MEMBER RETENTION

Director, Retention and Ticket Operations	Karlis Kezbers
Manager, Premium Account Services and Season Ticket Retention	Chris Sorrels
Manager, Courtside Services	Jessica Summers
Manager, Suite Services	Rayna Stewart
Senior Account Manager	Chris Battle, Brent Coffman
Season Ticket Account Manager	Rachel Bradley, Scott Brinson, Sydni Chappell, Nicole Doyle, Robyn Dumas, Laura Flinton, Vanessa Lemons, Coby Van Loan

TICKET OPERATIONS

Manager, Ticket Operations	Becky Bauman
Manager, Premium Ticketing Operations	Dana Bressler
Ticket Operations Coordinator	Joe Denny

TICKET SALES

Director, Ticket and Premium Sales	Travis Herman
Manager, Group & Season Ticket Sales	Mac Maddox
Account Executive, Season Ticket Sales	Janaki Cash, Cole Douglas, Danny Smith
Account Executive, Group Sales	Kim Heussner, Ryan Hock
Group Events & Ticket Sales Coordinator	Jennifer Hromek
Manager, Inside Sales	Justin Jordan
Inside Sales Representative	Jon Singer, Lindsay Stockton, Jonathan White

WEBSITE

Director, Interactive Media & Publications	Ron Matthews
Front-End Developer & Manager of Digital Products	Joseph Crall
Digital Content Reporter	Nick Gallo
Websites & Publications Coordinator	Matt Bishop, Jimmy Do

2014-15 REGULAR SEASON REVIEW



2014-15 REGULAR SEASON STATISTICS

2014-15 FINAL STATISTICS (45-37)

PLAYER	G	GS	MIN	-FIELD GOALS-			-3-POINT FG-			-FREE THROWS-			--REBOUNDS--			PF	DQ	STL	TO	BLK	PTS	AVG		
				FG	FGA	PCT	FG	FGA	PCT	FT	FTA	PCT	OFF	DEF	TOT									
Westbrook	67	27	27	2302	627	1471	426	86	288	299	546	854	124	364	488	574	184	10	240	293	14	1886	28.1	
Durant	27	27	67	913	238	467	510	64	159	403	146	171	854	16	162	178	110	40	0	24	74	25	686	25.4
Kanter (TOT)	75	74	2136	482	928	519	16	45	356	183	234	782	277	394	671	55	189	2	36	145	29	1163	15.5	
Kanter (OKC)	26	26	809	196	346	566	3	4	750	90	116	776	130	157	287	29	75	0	13	52	13	485	18.7	
Ibaka	64	64	2116	374	786	477	77	205	376	32	110	836	135	364	499	55	194	4	30	37	151	917	14.3	
Jackson	60	13	1398	249	576	432	44	158	278	39	115	86	28	173	201	214	94	0	42	91	5	641	12.8	
Walters (TOT)	80	23	2208	375	946	396	73	246	297	117	172	680	41	151	192	163	155	0	90	113	21	940	11.8	
Walters (OKC)	20	20	1422	237	604	392	51	160	319	70	112	625	29	106	135	89	96	0	46	63	11	595	12.7	
Morrow	77	0	1806	285	615	463	141	325	434	79	38	888	40	155	195	60	135	3	54	38	3	790	10.7	
Augustin (TOT)	82	14	1964	258	647	399	83	246	337	178	205	868	20	141	161	353	93	0	49	145	3	777	9.5	
Augustin (OKC)	28	1	677	69	186	371	34	96	354	31	36	861	7	54	61	88	32	0	16	35	1	203	7.3	
Telfair	16	1	327	46	125	368	18	60	300	24	34	706	2	28	30	45	29	0	10	18	0	134	8.4	
Adams	70	67	1771	217	399	544	77	200	103	205	502	199	324	523	66	222	3	38	99	86	537	7.7		
McGarry	32	2	485	88	165	533	0	2	000	25	40	625	53	112	165	14	72	1	16	31	16	201	6.3	
Lamb	47	8	633	104	250	416	38	111	342	49	55	891	8	99	107	44	52	1	21	27	6	295	6.3	
Singler (TOT)	80	58	1744	172	446	386	96	241	398	40	52	769	33	161	194	85	153	0	47	55	21	480	6.0	
Singler (OKC)	26	18	456	32	96	333	20	54	370	11	16	688	10	45	55	18	55	0	14	13	7	95	3.7	
Thomas	22	13	450	45	126	357	1	1	000	23	33	697	28	47	75	20	38	1	11	17	0	113	5.1	
Jones	43	13	631	73	184	397	14	60	233	24	37	649	6	70	76	18	50	0	17	24	8	184	4.3	
Collison	66	2	1101	106	253	419	16	60	267	45	65	692	90	160	250	90	156	0	35	45	25	273	4.1	
Perkins	51	3	981	82	186	444	0	1	000	38	75	507	80	199	279	43	135	1	14	74	38	202	4.0	
Roberson	67	65	1286	92	201	458	21	85	247	23	48	479	60	195	255	70	141	0	53	46	29	228	3.4	
Novak (TOT)	35	0	197	22	56	393	19	48	396	0	2	000	2	20	22	11	23	0	0	5	2	63	1.8	
Novak (OKC)	13	0	88	6	21	286	3	15	200	0	0	---	1	5	6	5	10	0	0	2	1	15	1.2	
Jerrett	3	0	25	3	17	176	1	13	077	0	0	---	1	3	4	1	7	0	2	2	7	1.4		
Smith	30	0	155	15	45	333	1	5	200	6	9	667	5	22	27	18	12	0	4	9	0	7	1.2	
THUNDER	82	-	19830	3184	7119	447	632	1864	339	1524	2020	754	1052	2844	3896	1681	1829	14	598	1205	454	8524	104.0	
OPPONENTS	82	-	19830	3085	7008	440	681	1984	343	1494	2005	745	917	2587	3504	1815	1675	12	642	1118	377	8345	101.8	

2014-15 FINAL HOME GAME STATISTICS (29-12)

PLAYER	G	GS	MIN	-FIELD GOALS-			-3-POINT FG-			-FREE THROWS-			--REBOUNDS--			PF	DQ	STL	TO	BLK	PTS	AVG	
				FG	FGA	PCT	FG	FGA	PCT	FT	FTA	PCT	OFF	DEF	TOT								
Westbrook	33	33	1132	306	701	437	47	140	336	276	318	873	65	195	260	316	91	7	72	147	7	935	28.3
Durant	11	11	372	106	188	439	29	66	439	54	86	370	6	75	81	51	1	1	28	11	305	27.7	
Kanter (TOT)	39	39	1111	264	509	519	6	22	273	96	122	787	159	208	367	26	94	1	19	73	10	630	16.2
Kanter (OKC)	15	15	457	125	214	584	2	2	1,000	57	72	792	85	82	167	16	39	0	10	32	4	309	20.6
Ibaka	30	30	953	183	379	483	33	96	344	46	55	836	65	163	228	20	98	4	13	51	72	445	14.8
Jackson	23	7	657	123	287	429	23	75	307	47	56	839	12	89	101	104	38	0	21	41	0	316	13.7
Walters (TOT)	42	13	1713	213	501	425	45	133	338	64	89	719	25	83	108	103	82	0	45	61	8	535	12.7
Walters (OKC)	24	12	748	135	317	426	30	80	375	42	63	667	18	62	80	56	49	0	24	31	3	342	14.3
Morrow	37	0	950	158	343	461	89	197	452	48	54	889	17	84	101	31	68	1	33	21	6	453	12.2
Augustin (TOT)	44	8	1065	133	318	418	45	129	349	101	116	871	8	68	76	199	51	0	7	1	412	9.4	
Augustin (OKC)	16	0	378	33	95	347	17	50	340	16	18	889	3	27	30	50	21	0	10	24	1	99	6.2
Telfair	8	1	148	23	67	343	8	30	267	10	14	714	0	12	12	20	12	0	7	9	0	64	8.0
Adams	36	33	920	110	204	539	0	1	000	54	95	568	103	169	272	38	114	2	23	53	53	274	7.6
Singler (TOT)	43	30	897	96	235	407	12	22	433	18	22	727	20	78	98	56	89	0	20	30	10	260	6.0
Singler (OKC)	15	9	225	14	47	298	7	23	304	5	8	625	7	18	25	7	26	0	5	9	3	40	2.7
McGary	19	2	288	49	90	544	0	0	---	15	26	577	34	62	96	9	46	1	8	22	7	113	5.9
Lamb	27	4	347	52	129	403	18	58	311	31	36	861	3	54	57	23	30	1	14	17	4	163	5.7
Perkins	23	4	458	43	89	483	9	41	500	22	41	537	41	89	130	15	61	0	5	37	2	108	4.7
Thomas	11	8	224	18	58	310	0	1	000	15	21	714	11	24	35	7	22	1	0	6	7	51	4.6
Collison	33	1	579	58	138	420	8	29	276	21	29	724	46	89	135	42	72	0	20	17	12	145	4.4
Jones	22	5	293	37	84	440	6	24	250	10	17	588	2	33	35	11	26	0	10	11	7	90	4.1
Roberson	34	33	682	44	108	407	3	40	075	11	20	550	31	95	126	33	69	0	27	19	21	102	3.0
Smith	15	0	82	9	25	360	0	1	000	5	7	714	3	11	14	14	4	0	2	0	23	1.5	
Novak (TOT)	20	0	93	7	24	292	4	20	200	0	2	000	2	9	11	5	14	0	4	2	18	0.9	
Novak (OKC)	10	0	57	5	14	357	2	11	182	0	0	---	1	5	6	5	8	0	2	1	12	1.2	
Jerrett	4	0	18	1	11	091	1	11	091	0	0	---	1	2	3	1	5	0	0	1	1	3	0.8
TEAM	41	-	9940	1632	3588	455	323	935	345	795	1014	784	554	1440	1994	869	915	11	320	607	240	4382	106.9
OPPONENTS	41	-	9940	1504	3489	431	334	984	339	753	1002	751	455	1245	1700	858	850	9	321	584	178	4095	99.9

2014-15 FINAL ROAD GAME STATISTICS (16-25)

PLAYER	G	GS	MIN	-FIELD GOALS-			-3-POINT FG-			-FREE THROWS-			--REBOUNDS--			PF	DQ	STL	TO	BLK	PTS	AVG		
				FG	FGA	PCT	FG	FGA	PCT	FT	FTA	PCT	OFF	DEF	TOT									
Westbrook	34	34	1170	321	770	417	37	99	148	264	270	338	799	59	169	228	258	93	1	68	146	7	961	28.0
Durant	16	16	540	132	279	473	35	53	376	82	105	781	10	87	97	59	24	0	13	46	14	381	23.8	
Kanter (TOT)	36	35	1025	218	419	520	10	23		435	87	112	777	118	186	304	29	95	1	17	72	19	533	16.0
Kanter (OKC)	11	11	352	71	132	538	1	2	530	33	44	750	45	75	120	13	36	0	3	7	20	9	176	16.0
Ibaka	34	34	1163	191	407	469	44	109	404	46	55	836	70	201	271	35	96	0	17	46	83	47	1396	41.1
Jackson	38	14	741	126	285	352	55	83	253	55	88	165	21	50	71	35	56	21	22	50	5	525	13.8	
Walters (TOT)	38	10	1035	162	345	264	18	113	248	53	83	639	16	68	84	60	73	0	15	42	13	405	10.7	
Walters (OKC)	23	8	674	102	287	355	21	80	263	28	49	571	11	44	55	33	42	0	22	32	8	263	11.4	
Augustin (TOT)	38	6	899	125	329	388	38	117	325	77	89	865	12	73	85	154	42	0	21	70	2	355	9.6	
Augustin (OKC)	12	2	299	36	93	396	17	46	370	15	18	833	4	27	31	38	11	0	1	11	0	104	8.7	
Morrow	8	0	855	127	272	406	52	128	456	42	65	885	23	71	94	62	37	0	21	7	10	70	8.8	
Telfair	40	0	179	23	58	397	10	30	333	14	20	700	2	16	18	25	17	0	3	19	0	104	2.7	
Adams	34	34	851	107	195	450	54	1	1,000	49	110	445	96	155	251	28	108	1	15	46	38	263	7.7	
Lamb	20	4	286	52	121	430	20	5	377	19	19	947	5	45	50	21	22	0	7	10	2	142	7.1	
McGee	17	0	197	38	72	38	72	2	400	10	14	195	5	50	69	25	18	0	2	1	22	5	100	5.9
Singler (TOT)	37	28	847	76	210	362	44	121	364	24	30	800	13	83	96	29	84	0	27	25	11	220	5.9	
Singler (OKC)	11	9	232	18	49	367	13	31	419	6	8	750	3	27	30	11	29	0	9	4	4	55	5.0	
Thomas	11	5	226	27	68397	0	0	0	8	12	667	17	23	40	13	16	0	5	10	0	62	5.6		
Perkins	28	2	338	36	100	386	36	106	386	36	222	440	70	44	71	41	7	2	7	13	4	243	8.7	
Jerrett	1	0	0	6	333	0	2	0	0	0	0	0	0	4	1	0	0	0	0	1	1	4	4.0	
Collison	33	1	522	48	115	417	41	31	258	24	36	667	44	71	115	48	84	0	15	28	8	128	3.9	
Robertson	33	32	634	48	93	516	18	45	400	12	28	429	29	100	129	37	72	0	26	27	8	126	3.8	
Perkins	13	0	523	39	97	402	0	0	0	34	471	39	110	149	28	74	1	9	37	16	94	3.4		
Novak (TOT)	15	0	104	15	27	149	15	28	536	0	0	0	0	11	11	6	9	0	0	0	1	45	3.0	
Novak (OKC)	4	0	31	1	7	143	1	4	250	0	0	0	0	0	0	0	0	0	0	0	0	3	1.0	
Smith	15	0	72	6	20	300	0	0	250	0	0	500	2	11	13	14	0	0	0	0	0	14	0.9	
OKC TEAM	15	15	1552	3519	449	309	99	424	730	100	488	1404	1902	914	0	914	0	378	598	214	411	14	4059	270.6
OPPONENTS	41	41	9890	1881	3519	449	347	1000	2471	1003	739	452	1342	1804	957	825	3	321	534	199	4250	103.3		



2014-15 GAME-BY-GAME RESULTS

Date	Opponent	Team/Opp	Home	Road	Total	High Scoring	High Rebounds	High Assists	Opponent Scoring	Atten.
Oct 29	@Portland	L 89-106	0-0	0-1	0-1	Westbrook-38	Perkins/ Ibaka-8	Westbrook-6	Aldridge-27	19,441
Oct 30	@L.A. Clipper	L 90-93	0-0	0-2	0-2	Jones-32	Adams-10	Telfair-7	Griffin-23	19,060
Nov 1	DENVER	W102-91	1-0	0-2	1-2	Ibaka-23	Roberson/ Thomas-8	Telfair-9	Lawson-25	18,203
Nov 3	@Brooklyn	L 85-116	1-0	0-3	1-3	Jackson-23	Adams/ Ibaka-9	Telfair-6	Anderson/ Lopez-18	7,732
Nov 4	@Toronto	L 88-100	1-0	0-4	1-4	Ibaka-25	Ibaka-11	Jackson-14	DeRozan-16	18,877
Nov 7	MEMPHIS	L 89-91	1-1	0-4	1-5	Jackson-22	Adams-11	Jackson-8	Conley-20	18,203
Nov 9	SACRAMENTO	W101-93	2-1	0-4	2-5	Jackson-22	Lamb/ Ibaka-9	Jackson-6	Gay-23	18,203
Nov 11	@Milwaukee	L 78-85	2-1	0-5	2-6	Jackson-29	Adams-10	Jackson-4	Mayo-19	12,390
Nov 12	@Boston	W109-94	2-1	1-5	3-6	Morrow/ Jackson-28	Thomas-13	Jackson-8	Rondo-20	17,043
Nov 14	DETROIT	L 89-96(OT)	2-2	1-5	3-7	Lamb-24	Lamb/ Ibaka-10	Jackson-12	Jennings-29	18,203
Nov 16	HOUSTON	L 65-69	2-3	1-5	3-8	Jackson/ Thomas-15	Jackson-11	Jackson-4	Harden-19	18,203
Nov 18	@Utah	L 81-98	2-3	1-6	3-9	Lamb-19	Thomas/ Adams-8	Jackson-7	Burks-20	17,190
Nov 19	@Denver	L100-107	2-3	1-7	3-10	Ibaka-22	Ibaka-13	Jackson-9	Chandler-21	14,140
Nov 21	BROOKLYN	L 92-94	2-4	1-7	3-11	Jackson-21	Ibaka-10	Jackson-8	Jack-23	18,203
Nov 23	GOLDEN STATE	L 86-91	2-5	1-7	3-12	Jackson-22	Jackson/ Morrow-11	Jackson-8	Speights-28	18,203
Nov 26	UTAH	W 97-82	3-5	1-7	4-12	Jackson-22	Adams-11	Jackson-8	Hayward-24	18,203
Nov 28	NEW YORK	W105-78	4-5	1-7	5-12	Westbrook-32	Adams-13	Westbrook-8	Stoudemire-20	18,203
Dec 2	@New Orleans	L104-112	4-5	1-8	5-13	Durant-27	Roberson-9	Westbrook-7	Evans-30	13,903
Dec 5	@Philadelphia	W103-91	4-5	2-8	6-13	Westbrook-27	Perkins-9	Westbrook-7	Covington-21	15,092
Dec 7	@Detroit	W 96-94	4-5	3-8	7-13	Durant-28	Ibaka-13	Westbrook-7	Caldwell-Pope-19	13,090
Dec 9	MILWAUKEE	W114-101	5-5	3-8	8-13	Westbrook-28	Perkins/ Durant-9	Westbrook/ Durant-7	Mayo-18	18,203
Dec 11	CLEVELAND	W103-94	6-5	3-8	9-13	Westbrook-26	Adams-10	Westbrook-8	Irving-20	18,203
Dec 12	@Minnesota	W111-92	6-5	4-8	10-13	Westbrook-34	Adams-11	Westbrook-6	Muhammad/ Wiggins-18	13,557
Dec 14	PHOENIX	W112-88	7-5	4-8	11-13	Westbrook-28	Perkins-10	Westbrook-8	Green-15	18,203
Dec 16	@Sacramento	W104-92	7-5	5-8	12-13	Westbrook-32	Adams-10	Westbrook-7	Gay-22	17,317
Dec 18	@Golden State	L109-114	7-5	5-9	12-14	Westbrook-33	Roberson-12	Westbrook-8	Curry-34	19,596
Dec 19	@L.A. Lakers	W104-103	7-5	6-9	13-14	Westbrook-31	Adams-10	Westbrook-10	Davis-18	18,997
Dec 21	NEW ORLEANS	L 99-101	7-6	6-9	13-15	Westbrook-29	Adams-10	Westbrook-8	Davis-38	18,203
Dec 23	PORTLAND	L111-115(OT)	7-7	6-9	13-16	Westbrook-40	Adams-11	Westbrook-6	Lillard-40	18,203
Dec 25	@San Antonio	W114-106	7-7	7-9	14-16	Westbrook-34	Adams-15	Westbrook-11	Bonner-17	18,581
Dec 26	CHARLOTTE	W 98-75	8-7	7-9	15-16	Westbrook-29	Ibaka-14	Westbrook-5	Roberts-17	18,203
Dec 28	@Dallas	L107-112	8-7	7-10	15-17	Ibaka-26	Ibaka-10	Westbrook-9	Nowitzki-30	20,417
Dec 31	PHOENIX	W137-134(OT)	9-7	7-10	16-17	Durant-44	Durant-10	Durant-7	Bledsoe-29	18,203
Jan 2	WASHINGTON	W109-102	10-7	7-10	17-17	Durant-34	Durant-8	Jackson-8	Beal-21	18,203
Jan 5	@Golden State	L 91-117	10-7	7-11	17-18	Westbrook-22	Morrow/ Durant-10	Westbrook-5	Barnes-23	19,596
Jan 7	@Sacramento	L 83-104	10-7	7-12	17-19	Durant-24	Ibaka-10	Jackson/ Westbrook-4	Gay-28	16,037
Jan 9	UTAH	W 99-94	11-7	7-12	18-19	Durant-32	Perkins/ Ibaka-7	Westbrook-12	Hayward-27	18,203
Jan 15	@Houston	L101-112	11-7	7-13	18-20	Durant-24	Durant-10	Westbrook-8	Harden-31	18,315
Jan 16	GOLDEN STATE	W127-115	12-7	7-13	19-20	Durant-36	Westbrook-15	Westbrook-16	Thompson-32	18,203
Jan 18	@Orlando	W127-99	12-7	8-13	20-20	Durant-21	Durant-11	Durant-8	Oladipo-23	16,128
Jan 20	@Miami	W 94-86	12-7	9-13	21-20	Westbrook/ Durant-19	Westbrook-10	Durant-8	Wade-18	19,735



2014-15 GAME-BY-GAME RESULTS

Date	Opponent	Team/Opp	Home	Road	Total	High Scoring	High Rebounds	High Assists	Opponent Scoring	Atten.
Jan 21	@Washington	W105-103(OT)	12-7	10-13	22-20	Durant-34	Adams-20	Westbrook-8	Nene-24	20,356
Jan 23	@Atlanta	L 93-103	12-7	10-14	22-21	Westbrook-22	Ibaka-10	Westbrook-11	Millsap-22	19,203
Jan 25	@Cleveland	L 98-108	12-7	10-15	22-22	Durant-32	Ibaka-10	Westbrook-11	James-34	20,562
Jan 26	MINNESOTA	W 92-84	13-7	10-15	23-22	Westbrook-18	Ibaka-19	Westbrook/ Waiters-5	Wiggins-23	18,203
Jan 28	@New York	L 92-100	13-7	10-16	23-23	Westbrook-40	Ibaka-10	Jackson/ Westbrook-4	Anthony-31	19,812
Jan 31	@Memphis	L 74-85	13-7	10-17	23-24	Durant-15	Ibaka-10	Westbrook-5	Randolph-21	18,119
Feb 2	ORLANDO	W104-97	14-7	10-17	24-24	Westbrook-25	Westbrook-11	Westbrook-14	Oladipo-22	18,203
Feb 4	@New Orleans	W102-91	14-7	11-17	25-24	Westbrook-45	Adams-10	Westbrook-6	Davis-23	17,156
Feb 6	NEW ORLEANS	L113-116	14-8	11-17	25-25	Westbrook-48	Westbrook-9	Westbrook-11	Davis-41	18,203
Feb 8	L.A. CLIPPERS	W131-108	15-8	11-17	26-25	Durant-29	Westbrook-11	Jackson/ Durant-6	Crawford-21	18,203
Feb 9	@Denver	W124-114	15-8	12-17	27-25	Durant-40	McGary-10	Westbrook-9	Chandler-23	16,511
Feb 11	MEMPHIS	W105-89	16-8	12-17	28-25	Durant-26	Durant-10	Westbrook-9	Randolph-16	18,203
Feb 19	DALLAS	W104-89	17-8	12-17	29-25	Westbrook-34	Ibaka-22	Westbrook-10	Nowitzki-14	18,203
Feb 21	@Charlotte	W110-103	17-8	13-17	30-25	Westbrook-33	Kanter-13	Westbrook-10	Mo Williams-24	19,303
Feb 22	DENVER	W119-94	18-8	13-17	31-25	Westbrook-21	Kanter-12	Westbrook-17	Lawson-17	18,203
Feb 24	INDIANA	W105-92	19-8	13-17	32-25	Ibaka-23	Westbrook-11	Westbrook-10	Miles-21	18,203
Feb 26	@Phoenix	L113-117(OT)	19-8	13-18	32-26	Westbrook-39	Westbrook-14	Westbrook-11	Mark Morris-29	17,514
Feb 27	@Portland	L112-115	19-8	13-19	32-27	Westbrook-40	Westbrook-13	Westbrook-11	Lillard/ Aldridge-29	19,962
Mar 1	@L.A. Lakers	W108-101	19-8	14-19	33-27	Ibaka/ Augustin-18	Kanter-15	Kanter/ Augustin-5	Lin-20	18,997
Mar 4	PHILADELPHIA	W123-118(OT)	20-8	14-19	34-27	Westbrook-49	Westbrook-15	Westbrook-10	Canaan-31	18,203
Mar 5	@Chicago	L105-108	20-8	14-20	34-28	Westbrook-43	Ibaka-9	Westbrook-7	Mirotic-26	21,696
Mar 8	TORONTO	W108-104	21-8	14-20	35-28	Westbrook-30	Kanter-12	Westbrook-17	DeRozan-24	18,203
Mar 11	L.A. CLIPPERS	L108-120	21-9	14-20	35-29	Morrow-26	Westbrook-9	Westbrook-7	Paul-33	18,203
Mar 13	MINNESOTA	W113-99	22-9	14-20	36-29	Westbrook-29	Kanter-15	Westbrook-12	Dieng-21	18,203
Mar 15	CHICAGO	W109-100	23-9	14-20	37-29	Westbrook-36	Kanter-18	Westbrook-6	Mirotic-27	18,203
Mar 16	@Dallas	L115-119	23-9	14-21	37-30	Westbrook-24	Kanter/ McGary-13	Westbrook-12	Parsons-31	20,231
Mar 18	BOSTON	W122-118	24-9	14-21	38-30	Westbrook-36	Adams-13	Westbrook-10	Smart-25	18,203
Mar 20	ATLANTA	W123-115	25-9	14-21	39-30	Westbrook-36	Adams-16	Westbrook-14	Antic-22	18,203
Mar 22	MIAMI	W 93-75	26-9	14-21	40-30	Kanter-27	Kanter-12	Westbrook-17	Whiteside-13	18,203
Mar 24	L.A. LAKERS	W127-117	27-9	14-21	41-30	Westbrook-27	Kanter-16	Westbrook-11	Clarkson-30	18,203
Mar 25	@San Antonio	L 91-130	27-9	14-22	41-31	Kanter/ Westbrook-16	Kanter-10	Westbrook-7	Parker-21	18,581
Mar 28	@Utah	L 89-94	27-9	14-23	41-32	Westbrook-37	Adams-14	Westbrook-6	Burke-22	19,911
Mar 29	@Phoenix	W109-97	27-9	15-23	42-32	Westbrook-33	Adams-16	Westbrook-7	Mark Morris-24	17,538
Apr 1	DALLAS	L131-135	27-10	15-23	42-33	Morrow-32	Kanter-16	Westbrook-11	Ellis-26	18,203
Apr 3	@Memphis	L 92-100	27-10	15-24	42-34	Kanter-24	Kanter-17	Westbrook-7	Je. Green-22	18,119
Apr 5	HOUSTON	L112-115	27-11	15-24	42-35	Westbrook-40	Kanter-17	Westbrook-13	Harden-41	18,203
Apr 7	SAN ANTONIO	L 88-113	27-12	15-24	42-36	Westbrook-17	McGary-9	Augustin-4	Leonard-26	18,203
Apr 10	SACRAMENTO	W116-103	28-12	15-24	43-36	Westbrook-27	Adams-11	Westbrook-10	McLemore-20	18,203
Apr 12	@Indiana	L104-116	28-12	15-25	43-37	Westbrook-54	Adams-10	Westbrook-8	Miles-30	18,165
Apr 13	PORTLAND	W101-90	29-12	15-25	44-37	Westbrook-36	Kanter-13	Westbrook-7	Leonard-24	18,203
Apr 15	@Minnesota	W138-113	29-12	16-25	45-37	Westbrook-37	Kanter-15	Westbrook-7	Martin-29	18,250



2014-15 GAME-BY-GAME STATISTICS

DATE	TM	@OPP	WL	O	G	MIN	FG	FGA	FG%	FG3	FG3A	FG3%	FT	FTA	FT%	OREB	DREB	REB	AST	PF	DQ	STL	TO	BLK	PTS	PPG
10/29	OKC	@POR	L	-	1	240	33	81	.407	2	16	.125	21	26	.808	14	29	43	19	28	0	9	15	5	89	89.0
10/30	OKC	@LAC	L	-	2	240	28	65	.431	6	21	.286	28	34	.824	8	39	47	23	27	0	5	27	2	90	89.5
11/01	OKC	V DEN	W	-	3	240	37	80	.463	6	20	.300	22	31	.710	6	35	41	24	20	0	8	14	6	102	93.7
11/03	OKC	@BRK	L	-	4	240	32	82	.390	8	23	.348	13	21	.619	15	29	44	14	17	0	3	18	3	85	91.5
11/04	OKC	@TOR	L	-	5	240	34	65	.523	6	21	.286	14	25	.560	6	35	41	23	27	0	4	21	3	88	90.8
11/07	OKC	V MEM	L	-	6	240	37	79	.468	12	25	.480	3	11	.273	10	34	44	16	18	0	3	20	1	89	90.5
11/09	OKC	V SAC	W	-	7	240	36	78	.462	6	18	.333	23	27	.852	11	29	40	16	22	0	5	14	6	101	92.0
11/11	OKC	@MIL	L	-	8	240	29	87	.333	6	20	.300	14	19	.737	13	33	46	15	22	0	6	16	5	78	90.3
11/12	OKC	@BOS	W	-	9	240	40	82	.488	10	24	.417	19	22	.864	8	33	41	23	13	0	1	8	3	109	92.3
11/14	OKC	V DET	L	1	10	265	38	96	.396	12	36	.333	1	6	.167	10	32	42	23	23	0	9	14	7	89	92.0
11/16	OKC	V HOU	L	-	11	240	20	68	.294	3	19	.158	22	28	.786	11	34	45	14	30	0	6	16	15	65	89.5
11/18	OKC	@UTA	L	-	12	240	30	84	.357	8	23	.348	13	19	.684	12	32	44	17	22	0	8	14	6	81	88.8
11/19	OKC	@DEN	L	-	13	240	36	79	.456	10	23	.435	18	25	.720	13	26	39	21	24	0	5	10	0	100	89.7
11/21	OKC	V BRK	L	-	14	240	38	85	.447	4	20	.200	12	19	.632	13	23	36	18	25	0	9	14	9	92	89.9
11/23	OKC	V GS	L	-	15	240	32	90	.356	3	17	.176	19	27	.704	13	44	57	13	23	0	3	11	12	86	89.6
11/26	OKC	V UTA	W	-	16	240	40	83	.482	12	26	.462	5	10	.500	12	33	45	21	26	1	9	19	7	97	90.1
11/28	OKC	V NY	W	-	17	240	38	86	.442	10	24	.417	19	23	.826	18	39	57	20	30	1	9	15	0	105	90.9
12/02	OKC	@NO	L	-	18	240	37	84	.440	7	24	.292	23	27	.852	9	36	45	16	32	0	7	17	6	104	91.7
12/05	OKC	@PHI	W	-	19	240	35	71	.493	9	23	.391	24	31	.774	6	34	40	27	24	0	7	17	8	103	92.3
12/07	OKC	@DET	W	-	20	240	39	87	.448	6	21	.286	12	17	.706	16	34	50	20	24	0	5	15	7	96	92.5
12/09	OKC	V MIL	W	-	21	240	41	82	.500	4	21	.190	28	34	.824	15	39	54	23	28	1	10	20	6	114	93.5
12/11	OKC	V CLE	W	-	22	240	38	87	.437	7	26	.269	20	22	.909	11	35	46	22	23	1	9	11	11	103	93.9
12/12	OKC	@MIN	W	-	23	240	45	88	.511	6	24	.250	15	20	.750	16	31	47	23	23	0	11	19	6	111	94.7
12/14	OKC	V PHO	W	-	24	240	39	80	.488	4	18	.222	30	34	.882	14	49	63	20	19	0	7	19	5	112	95.4
12/16	OKC	@SAC	W	-	25	240	41	87	.471	6	20	.300	16	24	.667	12	29	41	18	20	0	9	12	9	104	95.7
12/18	OKC	@GS	L	-	26	240	41	86	.477	11	25	.440	16	24	.667	8	35	43	17	15	0	5	16	4	109	96.2
12/19	OKC	@LAL	W	-	27	240	37	86	.430	8	21	.381	22	29	.759	11	31	42	21	16	0	5	7	8	104	96.5
12/21	OKC	V NO	L	-	28	240	38	83	.458	5	20	.250	18	24	.750	16	31	47	17	13	0	7	16	5	99	96.6
12/23	OKC	V POR	L	1	29	265	46	101	.455	6	19	.316	13	15	.867	13	40	53	20	28	2	8	11	5	111	97.1
12/25	OKC	@SA	W	-	30	240	42	81	.519	9	15	.600	21	38	.553	16	31	47	25	20	0	9	14	6	114	97.7
12/26	OKC	V CHA	W	-	31	240	36	88	.409	8	27	.296	18	21	.857	13	44	57	18	25	0	6	11	10	98	97.7
12/28	OKC	@DAL	L	-	32	240	45	90	.500	5	14	.357	12	21	.571	14	39	53	21	25	0	8	18	2	107	98.0
12/31	OKC	V PHO	W	1	33	265	41	99	.414	11	35	.314	44	49	.898	19	31	50	22	27	0	6	14	4	137	99.2
01/02	OKC	V AS	W	-	34	240	44	83	.530	8	19	.421	13	19	.684	6	32	38	21	20	0	8	10	4	109	99.4
01/05	OKC	@GS	L	-	35	240	30	98	.306	5	28	.179	26	34	.765	20	39	59	19	25	0	10	12	5	91	99.2
01/07	OKC	@SAC	L	-	36	240	29	89	.326	9	30	.300	16	23	.696	15	39	54	16	25	0	7	24	13	83	98.8
01/09	OKC	V UTA	W	-	37	240	42	91	.462	7	21	.333	8	9	.889	9	29	38	25	18	0	12	14	5	99	98.8
01/15	OKC	@HOU	L	-	38	240	35	81	.432	11	29	.379	20	28	.714	10	33	43	25	19	0	8	17	9	101	98.8
01/16	OKC	V GS	W	-	39	240	51	97	.526	10	22	.455	15	19	.789	16	38	54	27	21	0	8	14	2	127	99.5
01/18	OKC	@ORL	W	-	40	240	48	83	.578	9	25	.360	22	32	.688	10	44	54	28	24	0	12	20	5	127	100.2
01/20	OKC	@MIA	W	-	41	240	41	92	.446	6	26	.231	6	10	.600	12	30	42	15	23	0	11	11	3	94	100.1

2014-15 GAME-BY-GAME STATISTICS



DATE	TM	@ OPP	WL	O	G	MIN	FG	FGA	FG%	FG3	FG3A	FG3%	FT	FTA	FT%	OREB	DREB	REB	AST	PF	DQ	STL	TO	BLK	PTS	PPG	
01/21	OKC	@ WAS	W	1	42	265	40	102	.392	6	29	.207	19	23	.826	11	46	57	21	21	0	5	10	5	105	100.2	
01/23	OKC	@ ATL	L	-	43	240	36	87	.414	10	26	.385	11	18	.611	9	27	36	23	16	0	11	13	7	93	100.0	
01/25	OKC	@ CLE	L	-	44	240	37	94	.394	10	30	.333	14	18	.778	10	32	42	26	23	1	6	8	6	98	100.0	
01/26	OKC	V MIN	W	-	45	240	36	86	.419	4	20	.200	16	24	.667	14	38	52	17	23	0	9	16	11	92	99.8	
01/28	OKC	@ NY	L	-	46	240	34	85	.400	5	22	.227	19	22	.864	10	37	47	10	22	0	7	14	7	92	99.6	
01/31	OKC	@ MEM	L	-	47	240	27	78	.346	6	20	.300	14	18	.778	12	35	47	15	19	0	5	18	4	74	99.1	
02/02	OKC	V ORL	W	-	48	240	37	75	.493	8	20	.400	22	26	.846	8	32	40	25	20	0	10	13	5	104	99.2	
02/04	OKC	@ NO	W	-	49	240	45	85	.529	5	15	.333	7	11	.636	12	36	48	21	20	0	3	15	11	102	99.2	
02/06	OKC	V NO	L	-	50	240	40	89	.449	8	24	.333	25	28	.893	10	30	40	19	23	1	11	13	8	113	99.5	
02/08	OKC	V LAC	W	-	51	240	46	88	.523	8	20	.400	31	38	.816	16	38	54	26	21	0	8	11	6	131	100.1	
02/09	OKC	@ DEN	W	-	52	240	43	80	.538	12	24	.500	26	35	.743	9	31	40	24	23	0	4	13	5	124	100.6	
02/11	OKC	V MEM	W	-	53	240	37	83	.446	7	20	.350	24	25	.960	11	38	49	24	23	1	7	14	9	105	100.7	
02/19	OKC	V DAL	W	-	54	240	38	91	.418	7	22	.318	21	26	.808	21	41	62	20	20	0	8	25	0	104	100.7	
02/21	OKC	@ CHA	W	-	55	240	42	95	.442	5	18	.278	21	26	.808	19	40	59	21	20	0	7	14	7	110	100.9	
02/22	OKC	V DEN	W	-	56	240	48	92	.522	8	20	.400	15	23	.652	15	45	60	31	19	0	8	18	10	119	101.2	
02/24	OKC	V IND	W	-	57	240	40	96	.417	9	24	.375	16	18	.889	15	42	57	23	16	0	10	10	8	105	101.3	
02/26	OKC	@ PHO	L	1	58	265	39	101	.386	8	24	.333	27	30	.900	13	37	50	17	24	0	6	10	4	113	101.5	
02/27	OKC	@ POR	L	-	59	240	45	94	.479	4	14	.286	18	22	.818	13	34	47	24	23	0	5	13	4	112	101.7	
03/01	OKC	@ LAL	W	-	60	240	40	97	.412	11	32	.344	17	23	.739	16	39	55	21	16	0	5	9	6	108	101.8	
03/04	OKC	V PHI	W	1	61	265	44	96	.458	7	21	.333	28	34	.824	9	45	54	19	31	1	9	14	9	123	102.1	
03/05	OKC	@ CHI	L	-	62	240	41	88	.466	8	20	.400	15	19	.789	8	33	41	20	18	0	8	10	4	105	102.2	
03/08	OKC	V TOR	W	-	63	240	42	82	.512	6	21	.286	18	25	.720	13	36	49	30	13	0	6	18	10	108	102.3	
03/11	OKC	V LAC	L	-	64	240	33	76	.434	12	25	.480	30	36	.833	11	28	39	19	32	0	5	20	3	108	102.4	
03/13	OKC	V MIN	W	-	65	240	44	101	.436	11	24	.458	14	14	1.000	19	29	48	28	22	0	10	16	4	113	102.5	
03/15	OKC	V CHI	W	-	66	240	40	87	.460	8	21	.381	21	30	.700	17	35	52	16	23	1	4	17	4	109	102.6	
03/16	OKC	@ DAL	L	-	67	240	40	90	.444	7	26	.269	28	35	.800	17	42	59	19	34	2	8	21	4	115	102.8	
03/18	OKC	V BOS	W	-	68	240	42	88	.477	5	19	.263	33	39	.846	18	28	46	19	26	0	12	17	2	122	103.1	
03/20	OKC	V ATL	W	-	69	240	43	84	.512	13	30	.433	24	26	.923	10	34	44	26	19	0	6	12	6	123	103.4	
03/22	OKC	V MIA	W	-	70	240	40	90	.444	6	18	.333	7	13	.538	21	30	51	25	17	0	11	20	7	93	103.2	
03/24	OKC	V LAL	W	-	71	240	48	86	.558	11	21	.524	20	23	.870	13	36	49	29	20	0	7	17	2	127	103.6	
03/25	OKC	@ SA	L	-	72	240	36	90	.400	6	18	.333	13	14	.929	10	27	37	16	15	0	7	10	1	91	103.4	
03/28	OKC	@ UTA	L	-	73	240	31	73	.425	6	16	.375	21	32	.656	10	38	48	14	29	0	5	23	4	89	103.2	
03/29	OKC	@ PHO	W	-	74	240	40	86	.465	10	26	.385	19	26	.731	11	37	48	16	20	0	9	16	4	109	103.3	
04/01	OKC	V DAL	L	-	75	240	45	93	.484	14	31	.452	27	33	.818	15	31	46	23	21	0	4	11	1	131	103.6	
04/03	OKC	@ MEM	L	-	76	240	36	88	.409	4	17	.235	16	26	.615	11	36	47	18	23	0	7	12	3	92	103.5	
04/05	OKC	V HOU	L	-	77	240	40	92	.435	14	30	.467	18	26	.692	17	34	51	21	32	1	4	18	2	112	103.6	
04/07	OKC	V SA	L	-	78	240	34	84	.405	5	19	.263	15	28	.536	11	28	39	14	14	0	13	15	3	88	103.4	
04/10	OKC	V SAC	W	-	79	240	44	97	.454	10	31	.323	18	24	.750	16	31	47	21	22	0	8	7	4	116	103.6	
04/12	OKC	@ IND	L	-	80	240	41	95	.432	11	28	.393	11	28	.393	15	28	43	18	28	0	5	8	4	104	103.6	
04/13	OKC	V POR	W	-	81	240	39	96	.406	4	21	.190	19	27	.704	18	40	58	14	19	0	8	8	6	101	103.5	
04/15	OKC	@ MIN	W	-	82	240	52	95	.547	12	28	.429	22	31	.710	18	28	46	22	25	0	10	13	6	138	104.0	
TOTALS						82	19830	3184	7119	.447	632	1864	.339	1524	2020	.754	1052	2844	3896	1681	1829	14	598	1205	454	8524	104.4



2014-15 HIGHS AND LOWS

	TEAM HIGHS	OPPONENT	TEAM LOWS	OPPONENT
Points	138	at MIN; 4/15	65	vs. HOU; 11/16
1st Quarter	47	at MIN; 4/15	10	vs. SAS; 4/7
2nd Quarter	42	at ORL; 1/18	12	at WAS; 1/21
3rd Quarter	40	vs. BOS; 3/18	14	at SAC; 1/7
4th Quarter	38	at SAS; 12/25	12 (2x)	MR: at MEM; 1/31
1st Half	79	at ORL; 1/18	33	vs. HOU; 11/16
2nd Half	69	vs. BOS; 3/18	32	vs. HOU; 11/16
Overtime	13	(3x) MR: vs. PHI; 3/4	4	at PHX; 2/26
FG Made	52	at MIN; 4/15	20	vs. HOU; 11/16
FG Attempted	102	at WAS; 1/21	65	(2x) MR: at TOR; 4/4
FG Percentage	57.8%	at ORL; 1/18	29.4%	vs. HOU; 11/16
3P Made	14	(2x) MR: vs. HOU; 4/5	2	at POR; 10/29
3P Attempted	36	vs. DET; 11/14	14	(2x) MR: at POR; 2/27
3P Percentage	52.4%	vs. LAL; 3/24	12.5%	at POR; 10/29
FT Made	44	vs. PHX; 12/31	1	vs. DET; 11/14
FT Attempted	49	vs. PHX; 12/31	6	vs. DET; 11/14
FT Percentage	100%	vs. MIN; 3/13	16.7%	vs. DET; 11/14
Off. Rebounds	22	vs. MIA; 3/22	6	(4x) MR: vs. WAS; 1/2
Def. Rebounds	49	vs. PHX; 12/14	27	at SAS; 3/25
Tot. Rebounds	63	vs. PHX; 12/14	36	at ATL; 1/23
Assists	31	vs. DEN; 2/22	10	at NYK; 1/28
Steals	13 10	vs. SAS; 4/7	1	at BOS; 11/12
Turnovers	27	at LAC; 10/30	7	(2x) MR: vs. SAC; 4/10
Blocks	15	vs. HOU; 11/16	0	(3x) MR: vs. DAL; 2/19

2014-15 OPPONENT HIGHS AND LOWS

	TEAM HIGHS	OPPONENT	TEAM LOWS	OPPONENT
Points	135	vs. DAL; 4/1	69	vs. HOU; 11/16
1st Quarter	40	at HOU; 1/15	13	vs. NYK; 11/28
2nd Quarter	41	at DEN; 2/9	16	(2x) MR: vs. CHA; 12/26
3rd Quarter	39	vs. DAL; 3/16	9	vs. HOU; 11/16
4th Quarter	35	vs. DEN; 11/1	15	(2x) MR: at NOP; 2/5
1st Half	71	at SAS; 3/25	33	(2x) MR: vs. NYK; 11/28
2nd Half	69	vs. DAL; 4/1	27	vs. HOU; 11/16
Overtime	17	vs. POR; 12/23	6	vs. PHX; 12/31
FG Made	56	vs. DAL; 4/1	23	vs. HOU; 11/16
FG Attempted	100	at WAS; 1/21	67	vs. BKN; 11/21
FG Percentage	61.5%	vs. DAL; 4/1	28.7%	vs. CHA; 12/26
3P Made	17	vs. POR; 12/23	1	at MIN; 12/12
3P Attempted	36	(2x) MR: at CLE; 1/25	7	at MIN; 12/12
3P Percentage	61.9%	at SAS; 3/25	10.5%	vs. NYK; 11/28
Off. Rebounds	22	vs. HOU; 11/16	3	vs. POR; 4/13
Def. Rebounds	45	at WAS; 1/21	19	at LAC; 10/30
Tot. Rebounds	58	(2x) MR: vs. PHI; 3/5	28	vs. LAL; 3/24
Assists	35	vs. DAL; 4/1	11	(2x) MR: vs. UTA; 11/26
Steals	14	(3x) MR: vs. HOU; 4/5	1	vs. POR; 4/13
Turnovers	20	(3x) MR: vs. BOS; 3/18	6	vs. DAL; 4/1
Blocks	11	(2x) MR: vs. UTA; 1/9	1	(3x) MR: vs. DAL; 4/1

2014-15 INDIVIDUAL HIGHS



	HIGH	PLAYER	OPPONENT	DATE
Minutes	46	Ibaka	Toronto	11/4
FG Made	21	Westbrook	Indiana	4/12
FG Attempted	43	Westbrook	Indiana	4/12
3P Made	7	Durant	Denver	2/9
3P Attempted	15	Westbrook	Indiana	4/12
FT Made	19	Westbrook	Boston	3/18
FT Attempted	22	Westbrook	Boston	3/18
Off. Rebounds	10	Kanter	Houston	4/5
Def. Rebounds	16	Adams	Washington	1/21
Tot. Rebounds	22	Ibaka	Dallas	2/19
Assists	17 (3x)	MR: Westbrook	Miami	3/22
Steals	6	Westbrook	San Antonio	4/7
Blocks	8 (2x)	MR: Ibaka	Denver	2/22
Points	54	Westbrook	Indiana	4/12
Points in Quarter	23	Westbrook	Minnesota	4/15
Points in a Half	34	Westbrook	Minnesota	4/15

OPPONENTS INDIVIDUAL HIGHS

	HIGH	PLAYER	OPPONENT	DATE
Minutes	48	Knight	Phoenix	2/26
FG Made	16	Davis	New Orleans	12/21
FG Attempted	28 (2x)	MR: Anthony	New York	1/28
3P Made	8 (2x)	MR: Canaan	Philadelphia	3/4
3P Attempted	13	Canaan	Philadelphia	3/4
FT Made	12 (2x)	MR: Jordan	LA Clippers	3/11
FT Attempted	22	Jordan	LA Clippers	3/11
Off. Rebounds	10	Randolph	Memphis	1/31
Def. Rebounds	14	Love	Cleveland	12/11
Tot. Rebounds	18 (2x)	MR: Randolph	Memphis	1/31
Assists	16	Evans	New Orleans	2/6
Steals	6	Davis	New Orleans	12/2
Blocks	7	Gobert	Utah	1/9
Points	41 (2x)	MR: Harden	Houston	4/5
Points in Quarter	19	Lillard	Portland	12/23
Points in a Half	28	Davis	New Orleans	2/6



2014-15 INDIVIDUAL AND TEAM HIGHS

PLAYER	MINUTES	FIELD GOALS	FREE THROWS	OFFENSIVE	REBOUNDS DEFENSIVE	TOTAL	ASSISTS	STEALS	TURNOVERS	BLOCKED SHOTS	POINTS
STEVEN ADAMS	42C MAR. 29 at Phoe.	8C DEC. 12 vs Minn.	6C(2) MAR. 24 vs LA-L	7C(3) APR. 12 at Ind.	16C JAN. 21 vs LA-L	20C JAN. 21 vs Wash.	4C FEB. 4 vs N.O.	2(10) APR. 13 vs Port.	4T(5) FEB. 6 vs N.O.	6C NOV. 16 vs Hou.	16(3) MAR. 24 vs LA-L
D.J. AUGUSTIN	41 MAR. 1 at LA-L	12C JAN. 25 at Tor.	11 JAN. 31 vs Phil.	2(2) MAR. 22 vs Miami	7T MAR. 1 vs LA-L	9C MAR. 1 at LA-L	13 FEB. 3 vs Miami	2(12) MAR. 24 vs LA-L	5(7) MAR. 15 vs Chi.	1T(3) MAR. 22 vs Miami	35C JAN. 25 vs Tor.
D.J. AUGUSTIN	41 MAR. 1 at LA-L	6(3) MAR. 29 at Phoe.	4 MAR. 18 vs Bos.	2(2) MAR. 22 vs Miami	7T MAR. 1 vs LA-L	9C MAR. 1 at LA-L	7 FEB. 24 vs Ind.	2(3) MAR. 24 vs LA-L	5 MAR. 15 vs Chi.	1T MAR. 22 vs Miami	19 MAR. 29 vs Phoe.
NICK COLLISON	28 FEB. 11 vs Mem.	6(2) MAR. 20 vs Phil.	4 FEB. 11 vs Mem.	5 FEB. 11 vs Mem.	7 NOV. 1 vs Mem.	9(2) FEB. 19 vs Ind.	4(3) APR. 12 vs Ind.	3 FEB. 24 vs Ind.	5T JAN. 7 at Sac.	2(3) MAR. 20 vs Hou.	15 FEB. 11 vs Mem.
KEVIN DURANT	45 JAN. 21 at Wash.	14(2) JAN. 16 vs G.S.	12 DEC. 31 vs Phoe.	3(2) JAN. 18 vs Ori.	10(3) JAN. 18 vs Mem.	11 JAN. 18 at Ori.	9 JAN. 25 at Clev.	4 JAN. 20 vs Miami	6 DEC. 12 vs Minn.	3(2) FEB. 11 vs Mem.	44 DEC. 31 vs Phoe.
SERGE IBAKA	46(2) MAR. 5 at Chi.	12T(2) MAR. 5 at Chi.	7 DEC. 5 at Phil.	7 FEB. 19 vs Dall.	15 FEB. 19 vs Dall.	22C FEB. 19 vs Dall.	3(3) MAR. 5 vs Chi.	2(6) FEB. 2 vs Ori.	5T(2) NOV. 7 vs Mem.	8(2) FEB. 22 vs Den.	27T JAN. 16 vs G.S.
REGGIE JACKSON	44C NOV. 14 vs Det.	12T NOV. 11 at Milw.	10T NOV. 12 vs Bos.	5C NOV. 19 at Den.	10 NOV. 16 vs Hou.	11(2) NOV. 23 vs G.S.	14 NOV. 4 at Tor.	4 JAN. 28 at N.Y.	7 NOV. 3 at Brk.	1(5) JAN. 21 at Wash.	29 NOV. 11 vs Milw.
GRANT JERRETT	NOV. 28 vs N.Y.	5 at G.S.	0	1 DEC. 26 vs Cha.	1(3) JAN. 5 at G.S.	2 DEC. 26 vs Cha.	1T NOV. 28 vs N.Y.	0	1T(2) JAN. 5 at G.S.	1C(2) JAN. 5 at G.S.	4 JAN. 5 at G.S.
PERRY JONES	42C OCT. 30 at LA-C	10C OCT. 30 at LA-C	9C OCT. 30 at LA-C	16C MAR. 25 at S.A.	6 OCT. 30 at LA-C	7 OCT. 30 at LA-C	3T OCT. 30 at LA-C	2(4) MAR. 28 at Utah	5C OCT. 30 at LA-C	2 JAN. 26 vs Minn.	32C OCT. 30 at LA-C
ENES KANTER	38(2) APR. 5 vs Hou.	13C APR. 13 vs Port.	11T APR. 1 vs Dall.	10T APR. 5 vs Hou.	13 JAN. 22 at Milw.	18 MAR. 15 vs Chi.	5C MAR. 1 at LA-L	3T JAN. 16 vs LA-L	5(4) APR. 5 vs Hou.	2(4) MAR. 28 at Utah	30C APR. 1 vs Dall.
ENES KANTER	38(2) APR. 5 vs Hou.	13C APR. 13 vs Port.	11T APR. 1 vs Dall.	10T APR. 5 vs Hou.	12 APR. 3 at Mem.	18 MAR. 15 vs Chi.	5C MAR. 1 at LA-L	5C MAR. 15 vs Chi.	5(2) APR. 5 vs Hou.	2 MAR. 28 at Utah	30C APR. 1 vs Dall.
JEREMY LAMB	45C NOV. 14 vs Det.	10C NOV. 14 vs Det.	6T NOV. 18 at Utah	2 NOV. 11 at Milw.	10C NOV. 14 vs Det.	10C NOV. 14 vs Det.	4(3) DEC. 26 vs Cha.	3(3) NOV. 14 vs Clev.	4C NOV. 14 vs Det.	1(6) JAN. 5 at LA-L	24C NOV. 14 vs Det.
MITCH MCGARY	28C FEB. 27 at Port.	10C FEB. 27 vs Ind.	5C(2) FEB. 24 vs Ind.	5C(3) FEB. 21 at Cha.	9C MAR. 16 at Dall.	13C MAR. 16 vs Dall.	2C(3) APR. 7 vs S.A.	3C MAR. 25 at S.A.	4C(2) MAR. 24 vs LA-L	4C APR. 15 at Minn.	20C FEB. 27 at Port.
ANTHONY MORROW	36(3) APR. 5 vs Hou.	11(2) APR. 1 vs Dall.	8T DEC. 31 vs Phoe.	6T JAN. 5 vs G.S.	10C NOV. 23 vs G.S.	11 NOV. 23 vs G.S.	3(3) DEC. 14 vs Phoe.	3(2) MAR. 11 vs Phoe.	3 MAR. 16 at Dall.	1(11) MAR. 29 vs Phoe.	32 APR. 1 vs Dall.
STEVE NOVAK	20 MAR. 25 at S.A.	4(2) FEB. 11 at Dall.	0	1(2) MAR. 22 vs Miami	3(2) JAN. 18 vs S.A.	3(2) JAN. 18 at N.O.	2(2) FEB. 9 at N.O.	0	1(5) MAR. 13 vs Minn.	1(2) MAR. 18 vs Bos.	12(2) FEB. 11 at Dall.
STEVE NOVAK	20 MAR. 25 at S.A.	1(6) APR. 7 vs S.A.	0	1(5) MAR. 22 vs Miami	1(5) APR. 5 vs Hou.	2 MAR. 22 vs Miami	1(5) APR. 7 vs S.A.	0	1(2) MAR. 13 vs Minn.	3(3) MAR. 18 at S.A.	3(3) MAR. 25 at S.A.
KENDRICK PERKINS	27(2) JAN. 25 at Clev.	6 NOV. 1 vs Den.	5(2) DEC. 31 vs Phoe.	7 DEC. 9 vs Milw.	9(2) JAN. 18 vs Ori.	10 DEC. 14 vs Phoe.	3 FEB. 4 vs N.O.	2 JAN. 7 at Sac.	3(7) FEB. 6 vs N.O.	3(2) DEC. 11 vs Clev.	17 NOV. 1 vs Den.
ANDRE ROBERSON	37C OCT. 30 at LA-C	5C FEB. 9 at Clev.	4C NOV. 1 vs Den.	6C FEB. 19 vs Dall.	10C DEC. 18 vs G.S.	12C(2) FEB. 19 vs Dall.	5C NOV. 1 vs Den.	3C DEC. 12 at Minn.	4C OCT. 30 vs LA-C	4C NOV. 21 vs Brk.	12C FEB. 9 at Den.
KYLE SINGLER	40 DEC. 6 vs Phil.	8 DEC. 6 vs Phil.	6 NOV. 15 vs Mem.	3(3) MAR. 8 vs Tor.	5(3) MAR. 29 at Phoe.	6(3) JAN. 27 vs Clev.	5T(2) MAR. 29 vs Phoe.	3(3) MAR. 29 vs Phoe.	3(2) APR. 5 vs Hou.	2(3) FEB. 27 at Port.	21(2) DEC. 6 vs Phil.
KYLE SINGLER	31 FEB. 27 at Port.	2(4) APR. 3 vs Mem.	5 MAR. 16 at Dall.	3 MAR. 8 vs Tor.	3 MAR. 29 at Phoe.	5 MAR. 29 vs Phoe.	5T MAR. 29 vs Phoe.	3 MAR. 29 vs Phoe.	3 APR. 5 vs Hou.	2 FEB. 27 at Port.	13 APR. 3 vs Mem.
ISH SMITH	14 DEC. 23 vs Port.	3(2) DEC. 31 vs Phoe.	3 NOV. 9 vs Sac.	2(2) DEC. 31 vs Phoe.	3 DEC. 28 vs Dall.	4 NOV. 11 vs Milw.	5(2) DEC. 25 vs S.A.	1(4) FEB. 8 vs LA-C	2(2) FEB. 11 vs Mem.	1 JAN. 7 at Sac.	8 DEC. 31 vs Phoe.
SEBASTIAN TELFAIR	39 NOV. 1 vs Den.	7 NOV. 19 at Den.	6 OCT. 30 at LA-C	1(2) NOV. 4 at Tor.	4(2) NOV. 3 at Brk.	5 NOV. 3 at Brk.	9 NOV. 1 vs Den.	4 NOV. 1 vs Den.	3(3) NOV. 7 vs Mem.	0	18 NOV. 19 at Den.
LANCE THOMAS	39 NOV. 12 at Bos.	12 OCT. 29 at Bos.	NOV. 16 vs Hou.	5T(2) NOV. 28 vs N.Y.	8T NOV. 12 at Bos.	13C NOV. 12 at Bos.	6C NOV. 12 at Bos.	2T(2) NOV. 18 at Bos.	3 NOV. 7 vs Hou.	0	15 NOV. 16 vs Hou.
DION WAITERS	41 FEB. 2 vs Ori.	12 APR. 15 at Minn.	7 DEC. 23 vs Minn.	3T(3) APR. 15 vs Minn.	9C MAR. 4 vs Phil.	10C MAR. 4 vs Phil.	8 NOV. 15 vs Atl.	4(3) JAN. 9 vs Utah	4(6) APR. 7 vs S.A.	2(4) MAR. 20 vs Atl.	33T APR. 15 at Minn.
DION WAITERS	41 FEB. 2 vs Ori.	12 APR. 15 at Minn.	7 DEC. 23 vs Minn.	3T(2) APR. 15 vs Minn.	9C MAR. 4 vs Phil.	10C MAR. 4 vs Phil.	5 JAN. 26 vs Minn.	4 JAN. 9 vs Utah	4(3) APR. 7 vs S.A.	2(2) MAR. 20 vs Atl.	33T APR. 15 at Minn.
RUSSELL WESTBROOK	44(2) APR. 4 vs Dall.	21C APR. 12 vs Ind.	19 MAR. 18 vs Bos.	5(3) FEB. 27 at Port.	12T(2) MAR. 4 vs Phil.	15T(2) MAR. 4 vs Phil.	17C(3) MAR. 22 vs Miami	6 APR. 7 vs S.A.	10C MAR. 11 vs LA-C	2 MAR. 22 vs Miami	54C APR. 12 vs Ind.
THUNDER High Games	265(6) MAR. 4 vs Phil.	52 APR. 15 vs Minn.	44 DEC. 31 vs Phoe.	21(2) DEC. 14 vs Miami	49 DEC. 14 vs Phoe.	63 DEC. 14 vs Phoe.	13 FEB. 22 vs Den.	1 FEB. 22 vs S.A.	27 OCT. 30 at LA-C	15 NOV. 16 vs Hou.	138 APR. 15 at Minn.
THUNDER Low Games	240(76) APR. 15 at Minn.	20 NOV. 16 vs Hou.	14 NOV. 14 vs Det.	6(4) JAN. 2 vs Wash.	23 NOV. 21 vs Brk.	36(2) JAN. 23 at N.Y.	10 JAN. 28 at N.Y.	1 NOV. 12 at Bos.	1 APR. 10 vs Sac.	0(3) FEB. 19 vs Dall.	65 NOV. 16 vs Hou.
OPPONENTS High Games	265(6) MAR. 4 vs Phil.	56 APR. 1 vs Dall.	35(2) MAR. 11 vs LA-C	22 NOV. 16 vs Hou.	45 JAN. 21 at Wash.	58(2) MAR. 4 vs Phil.	35 APR. 1 vs Dall.	14(3) JAN. 9 vs Hou.	21 JAN. 20 at Miami	11(2) JAN. 9 vs Utah	135 APR. 1 vs Dall.
OPPONENTS Low Games	240(76) APR. 15 at Minn.	23 NOV. 16 vs Hou.	6(2) APR. 13 vs Port.	3 APR. 13 vs Port.	19 OCT. 30 vs LA-C	28 MAR. 24 vs LA-L	11(2) NOV. 26 vs Utah	1 APR. 13 vs Port.	6 APR. 1 vs Dall.	1(4) APR. 1 vs Dall.	69 NOV. 16 vs Hou.

*C indicates a new career-high. *T a tied career-high.

Numbers in parentheses indicate the number of games in which a player or team has reached a given total (if more than one).



2014-15 LEADERS/BACK-TO-BACK

2014-15 THUNDER GAME LEADERS

	10+ Pts	Totals 20+ Pts	30+ Pts	Double-Doubles 10+ Reb 10+ Ast	Game Leaders Pt/Reb Pt/Ast	Pts	Reb	Ast
Steven Adams	22	0	0	24	0	10	0	0
D.J. Augustin	7	0	0	0	0	0	1	0
Nick Collison	10	0	0	0	0	0	0	0
Kevin Durant	26	18	8	5	0	5	15	7
Serge Ibaka	53	12	0	17	0	17	6	18
Reggie Jackson	30	13	0	2	2	2	9	1
Grant Jerrett	0	0	0	0	0	0	0	0
Perry Jones	7	2	1	0	0	0	2	0
Enes Kanter	24	12	1	17	0	17	2	14
Jeremy Lamb	11	2	0	1	0	1	2	1
Mitch McGary	7	1	0	4	0	2	0	3
Anthony Morrow	39	6	1	2	0	2	2	2
Steve Novak	0	0	0	0	0	0	0	0
Kendrick Perkins	2	0	0	1	0	0	0	5
Andre Roberson	4	0	0	2	0	1	0	3
Kyle Singler	1	0	0	0	0	0	0	0
Ish Smith	0	0	0	0	0	0	0	0
Sebastian Telfair	6	0	0	0	0	0	0	3
Lance Thomas	4	0	0	1	0	0	1	3
Dion Waiters	29	5	1	1	0	1	0	0
Russell Westbrook*	66	52	29	17	25	17	45	11

*Westbrook recorded 11 triple-doubles during the 2014-15 season

2014-15 THUNDER BACK-TO-BACK SETS

1.	10/29 at Portland	L, 89-106	10/30 at L.A. Clippers	L, 90-93	0-2
2.	11/3 at Brooklyn	L, 85-116	11/4 at Toronto	L, 88-100	0-2
3.	11/11 at Milwaukee	L, 78-85	11/12 at Boston	W, 109-94	1-1
4.	11/18 at Utah	L, 81-98	11/19 at Denver	L, 100-107	0-2
5.	12/11 vs. Cleveland	W, 94-103	12/12 at Minnesota	W, 111-92	2-0
6.	12/18 at Golden State	L, 109-114	12/19 at L.A. Lakers	W, 104-103	1-1
7.	12/25 at San Antonio	W, 114-106	1/7 vs. Charlotte	W, 75-98	2-0
8.	1/15 at Houston	L, 101-112	1/16 vs. Golden State	W, 115-127	1-1
9.	1/20 at Miami	W, 94-86	1/21 at Washington	W, 105-103	2-0
10.	1/25 at Cleveland	L, 98-108	1/26 vs. Minnesota	W, 84-92	1-1
11.	2/8 vs. L.A. Clippers	W, 108-131	2/9 at Denver	W, 124-114	2-0
12.	2/21 at Charlotte	W, 110-103	2/22 vs. Denver	W, 94-19	2-0
13.	2/26 at Phoenix	L, 113-117(OT)	2/27 at Portland	L, 112-115	0-2
14.	3/4 vs. Philadelphia	W, 118-123(OT)	3/5 at Chicago	L, 105-108	1-1
15.	3/15 vs. Chicago	W, 100-109	3/16 at Dallas	L, 115-119	1-1
16.	3/24 vs. L.A. Lakers	W, 117-127	3/25 at San Antonio	L, 91-130	1-1
17.	3/28 at Utah	L, 89-94	3/29 at Phoenix	W, 109-97	1-1
18.	4/12 at Indiana	L, 104-116	4/13 vs. Portland	W, 90-101	1-1

*Westbrook recorded 18 back-to-backs: 19-17 record total; 8-10 on the first night and 11-7 on the second night



2014-15 INJURIES/STARTING LINEUPS

2014-15 THUNDER GAMES LOST DUE TO INJURY OR ILLNESS

Steven Adams	1/25	1	migraine
Steven Adams	2/9-3/5	11	right hand, fourth metacarpal fracture
Nick Collison	3/22-4/7	9	left ankle sprain
Kevin Durant	10/29-11/28	17	right foot jones fracture
Kevin Durant	12/19-12/28	6	right ankle sprain
Kevin Durant	1/26-1/28; 2/2-2/4	4	sprained left great toe
Kevin Durant	2/21-4/15	28	foot surgery
Serge Ibaka	3/13-4/15	18	right knee surgery
Reggie Jackson	10/29-11/1	3	right ankle sprain
Grant Jerrett	10/29-11/26	16	left ankle surgery
Perry Jones	11/7-12/2	13	right knee contusion
Perry Jones	2/2	1	left ankle bruise
Perry Jones	4/12-4/15	3	left ankle sprain
Enes Kanter	2/27	1	right thigh contusion
Enes Kanter	3/20	1	left ankle sprain
Jeremy Lamb	10/29-11/4	5	lower back sprain
Mitch McGary	10/29-11/28	17	left foot fracture
Mitch McGary	12/16-1/31	23	periostitis left tibia
Anthony Morrow	10/29-11/9	7	left MCL sprain
Anthony Morrow	2/8	1	right shoulder soreness
Steve Novak	2/24-3/11	8	appendectomy
Kendrick Perkins	12/19	1	left knee contusion
Andre Roberson	11/4-11/18	8	left foot sprain
Andre Roberson	3/24-4/5	7	left ankle sprain
Russell Westbrook	11/1-11/26	14	right second metacarpal fracture
Russell Westbrook	3/1	1	right zygomatic arch fracture

TOTAL GAMES MISSED (15 PLAYERS): 224 GAMES

THUNDER STARTING LINEUPS

FORWARD	FORWARD	CENTER	GUARD	GUARD	GS	W	L
Jones	Ibaka	Adams	Roberson	Westbrook	10	4	6
Jones	Ibaka	Adams	Roberson	Telfair	1	1	0
Jones	Ibaka	Adams	Roberson	Jackson	1	0	1
Jones	Ibaka	Adams	Thomas	Jackson	1	0	1
Thomas	Ibaka	Adams	Lamb	Jackson	8	2	6
Thomas	Ibaka	Adams	Roberson	Jackson	3	1	2
Thomas	Ibaka	Adams	Roberson	Westbrook	1	1	0
Durant	Ibaka	Adams	Roberson	Westbrook	24	16	8
Durant	Ibaka	Perkins	Roberson	Westbrook	2	1	1
Walters	Ibaka	Adams	Roberson	Westbrook	2	2	0
Durant	Ibaka	Collison	Roberson	Westbrook	1	1	0
Singler	Ibaka	Kanter	Roberson	Westbrook	8	5	3
Singler	Ibaka	Collison	Roberson	Westbrook	1	0	1
Singler	Ibaka	Kanter	Roberson	Augustin	1	1	0
Walters	McGary	Kanter	Roberson	Westbrook	1	1	0
Walters	Kanter	Adams	Roberson	Westbrook	8	6	2
Walters	McGary	Adams	Roberson	Westbrook	1	1	0
Walters	Kanter	Adams	Singler	Westbrook	8	2	6

Total: 18 Different Starting Lineups

STARTER	GS	W	L	STARTER	GS	W	L
Adams	67	35	32	Roberson	65	41	24
Augustin	1	1	0	Singler	18	8	10
Collison	2	1	1	Smith	--	--	--
Durant	27	18	9	Telfair	1	1	0
Ibaka	64	35	29	Thomas	13	4	9
Jackson	13	3	10	Walters	20	12	8
Jerrett	--	--	--	Westbrook	67	40	27
Jones	13	5	8	Jones	7	4	3
Kanter	26	15	11	Lamb	--	--	--
Lamb	8	2	6	Perkins	62	48	14
McGary	2	2	0	Roberson	16	12	4
Morrow	--	--	--	Sefolosha	61	44	17
Novak	--	--	--	Thabeet	--	--	--
Perkins	2	1	1	Westbrook	46	34	12

2014-15 TRANSACTIONS



June 27	Selected Mitch McGary and Josh Huestis with the 21st and 29th overall picks in the 2014 NBA Draft and acquired the draft rights to Semaj Christon (originally selected 55th overall by Charlotte)
July 5	Signed Mitch McGary
July 5	Added Darko Rajakovic as assistant coach
July 15	Signed Sebastian Telfair
July 15	Acquired the rights to Sofoklis Schortsanitis and a trade exception from the Atlanta Hawks in exchange for guard/forward Thabo Sefolosha
July 16	Signed Anthony Morrow
July 16	Re-signed Grant Jerrett
Aug. 26	Acquired a trade exception and a 2015 protected second round draft pick from the Philadelphia 76ers in exchange for center Hasheem Thabeet and cash considerations
Sept. 29	Signed Michael Jenkins, Richard Solomon, Lance Thomas and Talib Zanna
Oct. 22	Exercised third-year options on Steven Adams and Andre Roberson in addition to a fourth-year option on Perry Jones and Jeremy Lamb
Oct. 24	Waived Michael Jenkins, Richard Solomon and Talib Zanna
Nov. 7	Signed Ish Smith
Nov. 15	Grant Jerrett assigned to the Oklahoma City Blue
Nov. 15	Grant Jerrett recalled from the Oklahoma City Blue
Nov. 18	Grant Jerrett assigned to the Oklahoma City Blue
Nov. 20	Grant Jerrett recalled from the Oklahoma City Blue
Nov. 26	Waived Sebastian Telfair
Nov. 30	Grant Jerrett and Mitch McGary assigned to the Oklahoma City Blue
Dec. 2	Grant Jerrett and Mitch McGary recalled from the Oklahoma City Blue
Dec. 4	Mitch McGary assigned to the Oklahoma City Blue
Dec. 7	Mitch McGary recalled from the Oklahoma City Blue
Dec. 10	Grant Jerrett and Mitch McGary assigned to the Oklahoma City Blue
Dec. 13	Grant Jerrett and Mitch McGary recalled from the Oklahoma City Blue
Dec. 20	Grant Jerrett assigned to the Oklahoma City Blue
Dec. 21	Grant Jerrett recalled from the Oklahoma City Blue
Jan. 5	Acquired Dion Waiters from the Cleveland Cavaliers in exchange for Oklahoma City's protected 2015 first round pick and as part of the transaction, Lance Thomas was sent to the New York Knicks
Jan. 9	Grant Jerrett assigned to the Oklahoma City Blue
Jan. 11	Grant Jerrett recalled from the Oklahoma City Blue
Jan. 13	Grant Jerrett assigned to the Oklahoma City Blue
Jan. 14	Grant Jerrett recalled from the Oklahoma City Blue
Jan. 23	Grant Jerrett assigned to the Oklahoma City Blue
Jan. 26	Grant Jerrett recalled from the Oklahoma City Blue
Feb. 3	Mitch McGary assigned to the Oklahoma City Blue
Feb. 3	Signed Nick Collison to a multi-year contract extension
Feb. 8	Mitch McGary recalled from the Oklahoma City Blue
Feb. 19	Acquired Enes Kanter and Steve Novak from the Utah Jazz along with guard D.J. Augustin, Kyle Singler and a 2019 unprotected second round pick from the Detroit Pistons as part of a three-team deal. The Thunder sent Kendrick Perkins, Grant Jerrett, the draft rights to Tibor Pleiss and a protected 2017 first round pick to Utah and sent guard Reggie Jackson to Detroit to complete the deal
Feb. 19	Acquired a 2016 protected second round draft pick from the New Orleans Pelicans in exchange for Ish Smith
Apr. 22	Scott Brooks relieved of coaching duties
Apr. 30	Billy Donovan named head coach
June 25	Acquired Luke Ridnour and a conditional 2016 second round draft pick from the Charlotte Hornets in exchange for Jeremy Lamb



2014-15 NBA REVIEW



2014-15 STANDINGS/HEAD-TO-HEAD

NBA EASTERN CONFERENCE

ATLANTIC DIVISION	W	L	PCT	GB	HOME	ROAD	LAST-10	STREAK
Toronto	49	33	.598	-	27-14	22-19	7-3	Won 1
Boston	40	42	.488	9	21-20	19-22	8-2	Won 6
Brooklyn	38	44	.463	11	19-22	19-22	6-4	Won 1
Philadelphia	18	64	.220	31	12-29	6-35	0-10	Lost 10
New York	17	65	.207	32	10-31	7-34	3-7	Lost 1
CENTRAL DIVISION	W	L	PCT	GB	HOME	ROAD	LAST-10	STREAK
Cleveland	53	29	.646	-	31-10	22-19	7-3	Won 2
Chicago	50	32	.610	3	27-14	23-18	7-3	Won 4
Milwaukee	41	41	.500	12	23-18	18-23	5-5	Lost 1
Indiana	38	44	.463	15	23-18	15-26	7-3	Lost 1
Detroit	32	50	.390	21	18-23	14-27	4-6	Won 1
SOUTHEAST DIVISION	W	L	PCT	GB	HOME	ROAD	LAST-10	STREAK
Atlanta	60	22	.732	-	35-6	25-16	5-5	Lost 3
Washington	46	36	.561	14	29-12	17-24	6-4	Lost 2
Miami	37	45	.451	23	20-21	17-24	4-6	Won 2
Charlotte	33	49	.402	27	19-22	14-27	2-8	Lost 6
Orlando	25	57	.305	35	13-28	12-29	3-7	Lost 4

NBA WESTERN CONFERENCE

SOUTHWEST DIVISION	W	L	PCT	GB	HOME	ROAD	LAST-10	STREAK
Houston	56	26	.683	-	30-11	26-15	7-3	Won 3
Memphis	55	27	.671	1	31-10	24-17	5-5	Won 1
San Antonio	55	27	.671	1	33-8	22-19	9-1	Lost 1
Dallas	50	32	.610	6	27-14	23-18	5-5	Won 1
New Orleans	45	37	.549	11	28-13	17-24	7-3	Won 2
NORTHWEST DIVISION	W	L	PCT	GB	HOME	ROAD	LAST-10	STREAK
Portland	51	31	.622	-	32-9	19-22	4-6	Lost 4
Oklahoma City	45	37	.549	6	29-12	16-25	4-6	Won 2
Utah	38	44	.463	13	21-20	17-24	7-3	Lost 1
Denver	30	52	.366	21	19-22	11-30	3-7	Lost 2
Minnesota	16	66	.195	35	9-32	7-34	0-10	Lost 12
PACIFIC DIVISION	W	L	PCT	GB	HOME	ROAD	LAST-10	STREAK
Golden State	67	15	.817	-	39-2	28-13	8-2	Won 4
L.A. Clippers	56	26	.683	11	30-11	26-15	9-1	Won 7
Phoenix	39	43	.476	28	22-19	17-24	1-9	Lost 5
Sacramento	29	53	.354	38	18-23	11-30	3-7	Won 2
L.A. Lakers	21	61	.256	46	12-29	9-32	2-8	Lost 3

HEAD-TO-HEAD WIN GRID

	ATL	BOS	CHA	CHI	CLE	DAL	DEN	DET	GS	HOU	IND	LAL	LAC	MEM	MIA	MIL	MIN	NO	NY	OKC	ORL	PHI	PHO	POR	SAC	SA	TOR	UTA	WAS	W	L	PCT	GB	LAST-10	STREAK		
ATLANTIC DIVISION																																					
TOR	3	2	2	2	2	0	0	2	2	2	0	3	2	1	1	1	2	2	2	0	3	1	0	4	4	0	2	1	-	2	3	49	33	558	9	7-3	Won 1
BOS	1	-	3	2	2	1	2	0	0	0	3	0	2	3	1	1	1	1	1	1	2	3	3	0	1	1	1	2	0	2	40	42	488	9	8-2	Won 6	
CHA	0	0	-	1	1	1	1	1	1	1	2	2	1	0	0	0	1	1	1	1	2	3	3	0	0	1	2	0	0	2	38	44	463	11	6-4	Won 1	
CHI	1	1	0	-	1	1	1	1	1	0	0	2	1	1	0	0	2	1	1	1	1	1	3	0	0	1	0	1	0	1	18	64	220	31	0-10	Lost 10	
CLE	1	1	0	1	-	1	0	1	1	0	0	0	0	0	0	0	0	0	0	0	1	2	3	3	0	0	1	0	0	0	17	65	220	32	3-7	Lost 1	
DAL	0	0	1	1	0	-	1	0	0	0	0	0	0	0	0	0	0	0	0	0	1	2	3	3	0	0	1	0	0	0	1	17	65	220	32	3-7	Lost 1
DEN	0	0	0	0	0	0	-	0	0	0	0	0	0	0	0	0	0	0	0	0	0	1	2	3	3	0	0	0	0	0	0	0	0	0	0	0	
DET	0	0	0	0	0	0	0	-	0	0	0	0	0	0	0	0	0	0	0	0	0	1	2	3	3	0	0	0	0	0	0	0	0	0	0	0	
GS	0	0	0	0	0	0	0	0	-	0	0	0	0	0	0	0	0	0	0	0	0	1	2	3	3	0	0	0	0	0	0	0	0	0	0	0	
HOU	0	0	0	0	0	0	0	0	0	-	0	0	0	0	0	0	0	0	0	0	0	1	2	3	3	0	0	0	0	0	0	0	0	0	0	0	
IND	0	0	0	0	0	0	0	0	0	0	-	0	0	0	0	0	0	0	0	0	0	1	2	3	3	0	0	0	0	0	0	0	0	0	0	0	
LAL	0	0	0	0	0	0	0	0	0	0	0	-	0	0	0	0	0	0	0	0	0	1	2	3	3	0	0	0	0	0	0	0	0	0	0	0	
LAC	0	0	0	0	0	0	0	0	0	0	0	0	-	0	0	0	0	0	0	0	0	1	2	3	3	0	0	0	0	0	0	0	0	0	0	0	
MEM	0	0	0	0	0	0	0	0	0	0	0	0	0	-	0	0	0	0	0	0	0	1	2	3	3	0	0	0	0	0	0	0	0	0	0	0	
MIA	0	0	0	0	0	0	0	0	0	0	0	0	0	0	-	0	0	0	0	0	0	1	2	3	3	0	0	0	0	0	0	0	0	0	0	0	
MIL	0	0	0	0	0	0	0	0	0	0	0	0	0	0	0	-	0	0	0	0	0	1	2	3	3	0	0	0	0	0	0	0	0	0	0	0	
MIN	0	0	0	0	0	0	0	0	0	0	0	0	0	0	0	0	-	0	0	0	0	1	2	3	3	0	0	0	0	0	0	0	0	0	0	0	
NO	0	0	0	0	0	0	0	0	0	0	0	0	0	0	0	0	0	-	0	0	0	1	2	3	3	0	0	0	0	0	0	0	0	0	0	0	
NY	0	0	0	0	0	0	0	0	0	0	0	0	0	0	0	0	0	0	-	0	0	1	2	3	3	0	0	0	0	0	0	0	0	0	0	0	
OKC	0	0	0	0	0	0	0	0	0	0	0	0	0	0	0	0	0	0	0	-	0	1	2	3	3	0	0	0	0	0	0	0	0	0	0	0	
ORL	0	0	0	0	0	0	0	0	0	0	0	0	0	0	0	0	0	0	0	0	-	1	2	3	3	0	0	0	0	0	0	0	0	0	0	0	
PHI	0	0	0	0	0	0	0	0	0	0	0	0	0	0	0	0	0	0	0	0	0	-	1	2	3	3	0	0	0	0	0	0	0	0	0	0	
PHO	0	0	0	0	0	0	0	0	0	0	0	0	0	0	0	0	0	0	0	0	0	0	-	1	2	3	3	0	0	0	0	0	0	0	0	0	
POR	0	0	0	0	0	0	0	0	0	0	0	0	0	0	0	0	0	0	0	0	0	0	0	-	1	2	3	3	0	0	0	0	0	0	0	0	
SAC	0	0	0	0	0	0	0	0	0	0	0	0	0	0	0	0	0	0	0	0	0	0	0	0	-	1	2	3	3	0	0	0	0	0	0	0	
SA	0	0	0	0	0	0	0	0	0	0	0	0	0	0	0	0	0	0	0	0	0	0	0	0	0	-	1	2	3	3	0	0	0	0	0	0	
TOR	0	0	0	0	0	0	0	0	0	0	0	0	0	0	0	0	0	0	0	0	0	0	0	0	0	0	-	1	2	3	3	0	0	0	0	0	
UTA	0	0	0	0	0	0	0	0	0	0	0	0	0	0	0	0	0	0	0	0	0	0	0	0	0	0	0	-	1	2	3	3	0	0	0	0	
WAS	0	0	0	0	0	0	0	0	0	0	0	0	0	0	0	0	0	0	0	0	0	0	0	0	0	0	0	0	-	1	2	3	3	0	0	0	
W	0	0	0	0	0	0	0	0	0	0	0	0	0	0	0	0	0	0	0	0	0	0	0	0	0	0	0	0	0	-	1	2	3	3	0	0	
L	0	0	0	0	0	0	0	0	0	0	0	0	0	0	0	0	0	0	0	0	0	0	0	0	0	0	0	0	0	0	-	1	2	3	3	0	
PCT	0	0	0	0	0	0	0	0	0	0	0	0	0	0	0	0	0	0	0	0	0	0	0	0	0	0	0	0	0	0	0	-	1	2	3	3	
GB	0	0	0	0	0	0	0	0	0	0	0	0	0	0	0	0	0	0	0	0	0	0	0	0	0	0	0	0	0	0	0	0	-	1	2	3	
LAST-10	0	0	0	0	0	0	0	0	0	0	0	0	0	0	0	0	0	0	0	0	0	0	0	0	0	0	0	0	0	0	0	0	0	-	1	2	
STREAK	0	0	0	0	0	0	0	0	0	0	0	0	0	0	0	0	0	0	0	0	0	0	0	0	0	0	0	0	0	0	0	0	0	0	-	1	
CENTRAL DIVISION																																					
CLE	1	2	3	3	3	3	3	3	3	3	3	3	3	3	3	3	3	3	3	3	3	3	3	3	3	3	3	3	3	53	29	.646	-	7-3	Won 2		
CHI	1	3	3	2	1	1	1	1	1	1	1	1	1	1	1	1	1	1	1	1	1	1	1	1	1	1	1	1	1	50	32	.610	3	7-3	Won 4		
MIL	1	2	3	2	1	1	1	1	1	1	1	1	1	1	1	1	1	1	1	1	1	1	1	1	1	1	1	1	1	41	41	.500	12	5-5	Lost 1		
IND	0	1	1	3	2	2	2	2	2	2	2	2	2	2	2	2	2	2	2	2	2	2	2	2	2	2	2	2	2	38	44	.463	15	7-3	Lost 1		
DET	1	1	1	1	2	2	1	1	1	1	1	2	0	1	1	1	1	1	1	1	1	1	1	1	1	1	1	1	1	32	50	.390	21	4-6	Won 1		
SOUTHEAST DIVISION																																					
ATL	2	4	2	2	2	2	3	2	1	3	1	2	3	2	1	1	4	3	2	1	2	3	2	2	2	2	0	1	2	3	60	22	.732	-	5-5	Lost 3	
BOS	1	2	2	2	2	1	0	0	2	2	1	2	1	1	1	2	2	2	2	2	2	2	2	2	2	2	2	2	2	46	36	.561	14	6-4	Lost 2		
CHA	3	4	2	2	1	1	2	1	1	1	1	1	1	1	1	1	1	1	1	1	1	1	1	1	1	1	1	1	37	45	.451	23	4-6	Won 2			
MIA	2	2	1	1	1	1	2	2	0	0	0	1	0	1	0	0	1	0	0	0	0	2	3	3	2	2	2	2	2	49	402	27	2-8	Lost 6			
ORL	1	2	0	2	2	2	0	0	0	1	0	0	1	0	1	0	1	2	2	2	2	2	2	2	2	2	2	2	2	25	57	.305	35	3-7	Lost 4		
SOUTHWEST DIVISION																																					
HOU	0	2	2	2	2	1	1	2	3	4	1	0	-	2	2	2	2	2	2	2	2	2	2	2	2	2	2	2	56	26	.683	-	7-3	Won 3			
MEM	1	1	2	2	2	1	1	0	3	3	2	1	1	3	2	1	1	2	1	2	1	2	1	2	1	2	1	2	1	50	27	.671	1	5-5	Won 1		
SA	2	2	1	1	1	1	1	1	1	1	1	1	1	1	1	1	1	1	1	1	1	1	1	1	1	1	1	1	51	27	.610	6	8-2	Lost 1			
DAL	0	2	2	1	1	1	1	1	1	1	1	1	1	1	1	1	1	1	1	1	1	1	1	1	1	1	1	1	50	32	.610	11	6-4	Won 1			
NO	1	0	2	2	1	0	1	1	1	1	1	1	1	1	1	1	1	1	1	1	1	1	1	1	1	1	1	1	46	37	.463	15	7-3	Won 2			
NORTHWEST DIVISION																																					
POR	1	1	1																																		

2014-15 LEAGUE LEADERS



SCORING AVERAGE

	G	FG	FT	PTS	AVG	FIELD GOAL PCT.	FG	FGA	PCT
Westbrook, OKC.	67	627	546	1886	28.1	Jordan, LA-C	379	534	.710
Harden, Hou.	81	647	715	2217	27.4	Valanciunas, Tor.	373	652	.572
James, Cle.	69	624	375	1743	25.3	Gortat, Was.	439	775	.566
Davis, N.O.	68	642	371	1656	24.4	Mozgov, Den.-Cle.	314	566	.555
Cousins, Sac.	59	498	423	1421	24.1	Zeller, Bos.	340	619	.549
Curry, G.S.	80	653	308	1900	23.8	Horford, Atl.	519	965	.538
Aldridge, Por.	71	659	306	1661	23.4	Davis, N.O.	642	1199	.535
Griffin, LA-C	67	574	311	1469	21.9	Favors, Utah	482	918	.525
Irving, Cle.	75	578	315	1628	21.7	Vucevic, Orl.	631	1206	.523
Thompson, G.S.	77	602	225	1668	21.7				
Wade, Mia.	62	509	284	1331	21.5	3-PT FIELD GOAL PCT.	3FG	3GA	PCT
Gay, Sac.	68	508	337	1432	21.1	Korver, Atl.	221	449	.492
Lillard, Por.	82	590	344	1720	21.0	Gordon, N.O.	141	315	.448
DeRozan, Tor.	60	409	361	1204	20.1	Curry, G.S.	286	646	.443
Butler, Chi.	65	421	386	1301	20.0	Thompson, G.S.	239	545	.439
Vucevic, Orl.	74	631	164	1428	19.3	Redick, LA-C	200	458	.437
Hayward, Utah	76	484	375	1463	19.3	Morrow, OKC.	141	325	.434
Paul, LA-C	82	568	289	1564	19.1	D. Green, S.A.	191	457	.418
Ellis, Dal.	80	602	228	1513	18.9	Irving, Cle.	157	378	.415
Gasol, Chi.	78	570	294	1446	18.5	Beal, Was.	106	259	.409

REBOUNDS PER GAME

	G</
--	-----



OFFENSIVE/DEFENSIVE STATS

TEAMS' STATISTICS

TEAM	G	--FIELD GOALS--			--3-PT FGS--			--FREE THROWS--			--REBOUNDS--			AST	PF	DQ	STL	TO	BLK
		MADE	ATT	PCT.	MADE	ATT	PCT.	MADE	ATT	PCT.	OFF.	DEF.	TOT.						
A.C.	82	3410	7137	478	883	2217	398	1313	1709	768	853	2814	3667	2248	1628	8	762	1185	496
B.C.	82	3228	6830	473	927	2202	420	1468	2067	710	784	2711	3495	2031	1749	7	640	1012	409
Dall.	82	3256	7136	458	732	2082	352	1366	1843	752	898	2644	3477	1846	1644	7	683	1062	471
Det.	82	3108	6829	456	726	2060	352	1585	2014	787	881	2526	3407	1701	1712	9	651	1057	357
OKC.	82	3184	7119	447	632	1864	339	1524	2020	754	1052	2844	3896	1681	1829	14	598	1205	454
Hou.	82	3041	6864	444	707	2062	348	1440	1820	752	868	2624	3681	1820	1803	10	777	1366	467
S.A.	82	3208	6854	468	677	1947	367	1368	1754	780	806	2372	3578	2000	1564	3	657	1141	444
Clev.	82	3089	6739	458	826	2253	367	1453	1934	751	911	2612	3523	1814	1510	4	603	1171	340
Phi.	82	3175	7049	450	461	1350	347	1272	1589	801	879	2881	3760	1799	1494	5	525	1117	372
All.	82	3121	6699	466	816	2152	380	1349	1735	778	115	2611	3326	1611	1457	2	744	1167	380
Pho.	82	3178	7038	452	698	2048	341	1433	1767	750	896	2643	3539	1659	1744	15	700	1238	385
Den.	82	3099	7158	433	660	2021	327	1266	1671	734	1012	2665	3665	2009	1738	6	674	1133	294
Bos.	82	3193	7211	443	645	1825	353	1618	2067	783	959	2752	3751	1781	1498	7	514	1145	476
Sac.	82	3001	6797	442	645	1825	353	1618	2067	783	959	2752	3751	1781	1498	7	514	1145	476
N.O.	82	3108	6795	457	586	1583	307	1345	1790	751	942	2621	3563	1860	1530	6	553	1087	510
Wash.	82	3139	6790	462	497	1381	360	1305	1758	742	862	2801	3663	1969	1707	6	601	1233	378
S.L.	82	3041	7038	433	707	2046	348	1433	1893	752	868	2624	3681	1820	1803	10	777	1366	467
L.A.	82	3054	7020	435	532	1546	344	1433	1935	741	952	2647	3599	1715	1741	20	578	1098	366
Mem.	82	3097	6763	458	423	1246	339	1445	1869	773	856	2634	3490	1777	1567	8	700	1094	347
Bkn.	82	3069	6804	451	541	1633	331	1359	1817	748	846	2627	3473	1716	1579	2	576	1133	340
Milw.	82	3083	6722	459	545	1500	337	1312	1734	757	876	2574	3450	1932	1814	7	789	1373	403
Minn.	82	2986	6820	438	460	1223	332	1368	2110	776	949	2406	3355	1771	1571	2	668	1231	327
Ind.	82	2998	6824	439	612	1740	352	1371	1817	756	856	2822	3678	1757	1742	4	505	1147	375
Orl.	82	3076	6792	453	554	1598	347	1141	1565	729	822	2607	3429	1692	1714	9	647	1221	314
Chi.	82	3042	6792	453	610	1740	352	1371	1817	756	856	2822	3678	1757	1742	4	505	1147	375
Uah.	82	2885	6330	456	556	1569	335	1438	1940	741	847	2461	3208	1626	1636	8	642	1214	372
Cha.	82	2913	6932	420	498	1656	318	1397	1867	748	720	2793	3613	1654	1494	4	499	976	348
N.Y.	82	2862	6777	408	692	2160	320	1321	1953	676	978	2536	3514	1683	1778	10	789	1453	487
Phil.	82	2786	6726	428	560	1614	347	1210	1575	769	867	2443	3310	1768	14	575	1206	382	

OPPONENTS' STATISTICS

TEAM	G	--FIELD GOALS--			--3-PT FGS--			--FREE THROWS--			--REBOUNDS--			--MISCELLANEOUS--			--SCORING--		
		MADE	ATT	PCT.	MADE	ATT	PCT.	MADE	ATT	PCT.	OFF.	DEF.	TOT.	AST	PF	DQ	STL	TO	BLK
Utah	2935	6587	1446	604	1760	444	811	2406	3217	1594	1607	5174	6862	162	13	604	1076	382	773
Mem.	2954	6694	1442	663	1869	351	1225	1651	742	864	1613	5486	7953	1613	6	648	1167	349	682
S.L.	2949	6784	1435	591	1713	345	1469	1951	753	800	2704	5034	1633	1754	11	617	1045	386	7958
Atl.	2991	6815	1439	720	2112	341	1262	1651	764	948	2463	3579	1931	1611	16	604	1317	404	7964
Miami	2960	6823	1454	666	1867	353	1391	1905	730	894	2637	3681	1748	1715	7	646	1215	359	7977
Chi.	3020	6863	1460	682	1916	368	1292	1616	772	728	2890	3618	1816	1708	4	502	1033	440	7981
Milw.	2917	6681	1437	676	1974	342	1478	1993	742	938	2576	3514	1831	1649	9	708	1425	392	7988
Chi.	3095	7109	1435	538	1605	335	1291	1723	749	963	2598	3661	1657	1736	17	614	1000	443	8019
Wash.	2965	6844	1433	657	1885	349	1434	1942	738	821	2599	3420	1634	1610	5	655	1145	350	8021
N.O.	3108	6814	1456	637	1605	335	1329	1751	759	870	2537	3407	1700	1533	4	568	1003	475	8082
Port.	3130	7123	1439	524	1552	338	1298	1713	758	902	2754	3656	1669	1534	6	655	999	297	8082
Clev.	3121	6850	1456	634	1848	343	1214	1689	745	885	2487	3372	1974	1685	9	642	1092	368	8090
Ind.	3106	6817	1456	635	1749	355	1312	1699	772	877	2740	3617	1949	1584	5	672	1146	391	8159
G.S.	3031	7084	1428	597	1757	337	1354	2031	763	953	2603	3653	1718	1541	9	680	1329	293	8175
L.A.C.	2984	6745	1442	683	1959	349	1560	2105	741	868	2641	3571	1904	1766	7	548	1171	245	8211
Hou.	3092	6963	1443	605	1881	322	1451	1932	751	973	2621	3594	1752	1730	10	726	1342	437	8240
Bkn.	3150	6913	1456	696	1844	358	1278	1748	737	937	2699	3636	1944	1641	9	643	1137	337	8274
Phi.	3116	6787	1459	633	1829	348	1410	1923	732	922	2569	3651	1870	1658	7	567	1182	413	8275
Pho.	3045	6795	1449	658	1879	350	1530	2023	756	940	2853	3793	1942	1657	4	779	1374	454	8278
N.Y.	3031	6592	1460	694	1825	380	1543	2032	759	898	2669	3567	1783	1564	6	659	1115	353	8299
D.S.	3125	6943	1450	607	1804	336	1442	2030	759	893	2772	3665	1798	1565	10	583	1239	431	8299
Orl.	3112	7020	1450	682	1853	368	1410	1878	751	825	2735	3634	1921	1627	4	635	1185	441	8316
OKC.	3085	7080	1440	681	1984	343	1494	2005	745	917	2587	3504	1815	1675	12	642	1118	377	8345
Dall.	3117	6930	1450	741	2034	364	1415	1879	753	1006	2778	3784	1830	1816	13	602	1339	314	8390
Pho.	3149	6972	1452	633	1798	352	1540	2030	759	893	2776	3717	1734	1684	8	651	1276	357	8471
S.L.	3164	6909	1458	631	1823	346	1652	2208	748	899	2798	3894	1884	1698	6	611	1177	504	8611
Sac.	3238	7094	1456	718	2055	349	1420	1898	748	898	2479	3737	1912	1958	14	712	1059	508	8614
L.A.	3180	6817	1466	697	1921	363	1577	2118	745	824	2797	3621	1966	1589	5	611	1068	396	8634
Milw.	3093	6837	1467	691	1887	367	1294	1704	759	953	2619	3572	1533	1751	12	686	1243	449	8737
Wash.	3076	6852	1449	643	1838	350	1405	1878	750	893	2657	3550	1807	1658	8	634	1177	393	8201
202570	56137	126179723	54202	253	35312	246035	11927												
19300	5619826781	1065044972819031	11797																

MISCELLANEOUS TEAM STATISTICS

POINTS	FIELD GOAL		TURNOVERS		REBOUND		BELOW		OVERTIME	
	PER	GOAL	PER	GOAL	PER	GOAL	PER	GOAL		
TEAM	OWN	OPP.	OWN	OPP.	OWN	OPP.	OWN	OPP.	10 PTS	
Atlanta	102.5	97.1	466	439	14.2	16.1	214	734	474	33
Boston	101.4	101.2	443	450	13.8	15.1	247	750	499	33
Brooklyn	98.0	100.9	451	456	13.8	13.9	239	737	488	46
Charlotte	97.3	97.3	450	450	14.0	13.6	222	746	507	37
Chicago	100.8	97.8	442	435	14.0	12.9	270	744	507	37
Cleveland	103.1	96.7	458	456	13.3	13.3	268	747	508	35
Dallas	105.2	102.3	463	450	13.0	16.3	236	722	479	27
Denver	101.0	105.0	453	443	14.0	14.4	284	747	510	37
Detroit	98.5	99.5	432	456	13.4	14.0	277	750	514	44
Golden State	110.0*	99.9	476*	428*	14.5	16.2	241	745	493	22
Houston	98.3	98.3	454	453	13.6	16.4	268	747	510	37
Indiana	97.3	97.0	439	435	14.0	14.7	240	779	510	47
L.A. Clippers	106.7	100.1	473	442	12.3	14.3	228	757	493	22
L.A. Lakers	98.5	105.3	435	466	13.2	13.8	254	763	508	40
Memphis	98.3	98.3	458	462	13.3	14.3	243	753	483	50
Miami	94.7	97.3	456	454	14.8	14.8	232	734	483	46
Milwaukee	97.8	97.4	459	437	16.7	17.4	254	733	493	48
Minnesota	97.8	106.5	438	487	15.0	15.2	266	716	491	48
New Orleans	99.4	99.6	456	466	13.3	17.1	251	751	491	48
New York	91.9	101.2	428	460	14.7	14.1	245	731	488	66
Oklahoma City	101.0	101.8	447	440	14.7	13.6	289	756	523	69
Orlando	99.4	99.4	463	473	13.7	15.5	243	761	508	56
Philadelphia	92.0	101.0	408	449	15.7	15.8	255	730	492	66
Phoenix	102.4	103.3	452	452	17.1	16.6	245	735	490	32
Portland	102.8	96.6	450	439	13.0	12.2	242	762	502	32
Sacramento	101.0	99.5	455	455	16.9	16.9	269	749	502	34
San Antonio	103.2	97.0	468	444	13.8	14.2	234	773	503	33
Toronto	104.0	100.9	455	459	12.9	14.4	256	733	494	29
Utah	99.7	99.7	457	457	13.7	15.1	252	753	503	33
Washington	98.5	97.8	462	433	15.0	14.0	249	773	511	45



2014-15 AWARD WINNERS

Kia NBA Most Valuable Player Award	Stephen Curry, Golden State Warriors
Kia NBA Rookie of the Year Award	Andrew Wiggins, Minnesota Timberwolves
Kia NBA Defensive Player of the Year Award	Kawhi Leonard, San Antonio Spurs
Kia NBA Sixth Man Award	Lou Williams, Toronto Raptors
Kia NBA Most Improved Player	Jimmy Butler, Chicago Bulls
J. Walter Kennedy Citizenship Award	Joakim Noah, Chicago Bulls
NBA Sportsmanship Award	Kyle Korver, Atlanta Hawks
Twyman-Stokes Teammate of the Year Award	Tim Duncan, San Antonio Spurs
Seasonlong Kia Community Assist Award	Russell Westbrook, Oklahoma City Thunder
NBA Coach of the Year	Mike Budenholzer, Atlanta Hawks
NBA Executive of the Year Award	Bob Myers, Golden State Warriors
NBA All-Star Game Most Valuable Player	Russell Westbrook, Oklahoma City Thunder
Bill Russell NBA Finals Most Valuable Player	Andre Iguodala, Golden State Warriors

2014-15 ALL-NBA TEAMS

First Team votes in parentheses.

FIRST TEAM			SECOND TEAM			THIRD TEAM		
Pos.	Player	Pts.	Pos.	Player	Pts.	Pos.	Player	Pts.
F	LeBron James, Cleveland (129)	645	F/C	LaMarcus Aldridge, Portland (13)	390	F	Blake Griffin, L.A. Clippers (2)	189
F/C	Anthony Davis, New Orleans (119)	625	C/F	DeMarcus Cousins, Sacramento (18)	220	F/C	Tim Duncan, San Antonio (6)	167
C	Marc Gasol, Memphis (65)	453	C	Pau Gasol, Chicago (15)	242	C	DeAndre Jordan, L.A. Clippers (12)	175
G	Stephen Curry, Golden State (129)	645	G	Russell Westbrook, Oklahoma City (10)	397	G	Klay Thompson, Golden State	122
G	James Harden, Houston (125)	637	G	Chris Paul, L.A. Clippers (1)	335	G	Kyrie Irving, Cleveland	112

2014-15 NBA ALL-DEFENSIVE TEAM

First Team votes in parentheses.

FIRST TEAM			SECOND TEAM		
Pos.	Player	Pts.	Pos.	Player	Pts.
F	Kawhi Leonard, San Antonio (116)	242	Forward	Anthony Davis, New Orleans (47)	155
F	Draymond Green, Golden State (107)	229	Guard	Jimmy Butler, Chicago (44)	132
G	Tony Allen, Memphis (88)	207	Center	Andrew Bogut, Golden State (33)	102
C	DeAndre Jordan, L.A. Clippers (84)	187	Guard	John Wall, Washington (7)	67
G	Chris Paul, L.A. Clippers (67)	170	Forward	Tim Duncan, San Antonio (5)	64

2014-15 NBA ALL-ROOKIE TEAM

First Team votes in parentheses. Chosen without regard to position.

FIRST TEAM		SECOND TEAM	
Player	Pts.	Player	Pts.
Andrew Wiggins, Minnesota	260	Marcus Smart, Boston	142
Nikola Mirotic, Chicago	258	Zach LaVine, Minnesota	135
Nerlens Noel, Philadelphia	252	Bojan Bogdanovic, Brooklyn	107
Elfrid Payton, Orlando	250	Jusuf Nurkic, Denver	97
Jordan Clarkson, L.A. Lakers	200	Langston Galloway, New York	72

2014-15 MONTHLY AWARD WINNERS

KIA NBA PLAYERS OF THE MONTH

October:	
November:	Jimmy Butler, Chicago Bulls (Eastern)
	Stephen Curry, Golden State Warriors (Western)
December:	Kyle Lowry, Toronto Raptors (Eastern)
	James Harden, Houston Rockets (Western)
January:	Atlanta Starting Five (Eastern)
	James Harden, Houston Rockets (Western)
February:	LeBron James, Cleveland Cavaliers (Eastern)
	Russell Westbrook, Oklahoma City Thunder (Western)
March:	LeBron James, Cleveland Cavaliers (Eastern)
	Russell Westbrook, Oklahoma City Thunder (Western)
April:	DeMar DeRozan, Toronto Raptors (Eastern)
	Russell Westbrook, Oklahoma City Thunder (Western)

KIA NBA ROOKIES OF THE MONTH

October:	
November:	Jabari Parker, Milwaukee Bucks (Eastern)
	Andrew Wiggins, Minnesota Timberwolves (Western)
December:	Nikola Mirotic, Chicago Bulls (Eastern)
	Andrew Wiggins, Minnesota Timberwolves (Western)
January:	Elfrid Payton, Orlando Magic (Eastern)
	Andrew Wiggins, Minnesota Timberwolves (Western)
February:	Marcus Smart, Boston Celtics (Eastern)
	Andrew Wiggins, Minnesota Timberwolves (Western)
March:	Nikola Mirotic, Chicago Bulls (Eastern)
	Jordan Clarkson, Los Angeles Lakers (Western)
April:	Bojan Bogdanovic, Brooklyn Nets (Eastern)
	Rodney Hood, Utah Jazz (Western)

COACHES OF THE MONTH

December:	Mike Budenholzer, Atlanta Hawks (Eastern)
January:	Terry Stotts, Portland Trail Blazers (Western)
	Mike Budenholzer, Atlanta Hawks (Eastern)
	Steve Kerr, Golden State Warriors (Western)
February:	Frank Vogel, Indiana Pacers (Eastern)
	Scott Brooks, Oklahoma City Thunder (Western)
March:	David Blatt, Cleveland Cavaliers (Eastern)
	Steve Kerr, Golden State Warriors (Western)
April:	Brad Stevens, Boston Celtics (Eastern)
	Doc Rivers, Los Angeles Clippers (Western)

COMMUNITY ASSIST AWARD

October:	Russell Westbrook, Oklahoma Thunder
December:	Ben McLemore, Sacramento Kings
January:	Anthony Davis, New Orleans Pelicans
February:	Joakim Noah, Chicago Bulls
March:	Tobias Harris, Orlando Magic



2014 NBA PLAYOFFS

EASTERN CONFERENCE FIRST ROUND

ATLANTA VS. BROOKLYN (HAWKS WIN 4-2)

Apr. 19	BKN 92 at ATL 99
Apr. 22	BKN 91 at ATL 96
Apr. 25	ATL 83 at BKN 91
Apr. 27	ATL 115 at BKN 120 (OT)
Apr. 29	BKN 97 at ATL 107
May 1	ATL 111 at BKN 87

CLEVELAND VS. BOSTON (CAVALIERS WIN 4-0)

Apr. 19	BOS 100 at CLE 113
Apr. 21	BOS 91 at CLE 99
Apr. 23	CLE 103 at BOS 95
Apr. 26	CLE 101 at BOS 93

CHICAGO VS. MILWAUKEE (BULLS WIN 4-2)

Apr. 18	MIL 91 at CHI 103
Apr. 20	MIL 82 at CHI 91
Apr. 23	CHI 113 at MIL 106 (2OT)
Apr. 25	CHI 90 at MIL 92
Apr. 27	MIL 94 at CHI 88
Apr. 30	CHI 120 at MIL 66

TORONTO VS. WASHINGTON (WIZARDS WIN 4-0)

Apr. 18	WAS 93 at TOR 86 (OT)
Apr. 21	WAS 117 at TOR 106
Apr. 24	TOR 99 at WAS 106
Apr. 26	TOR 94 at WAS 125

EASTERN CONFERENCE SEMIFINALS

ATLANTA VS. WASHINGTON (HAWKS WIN 4-2)

May 3	WAS 104 at ATL 98
May 5	WAS 90 at ATL 106
May 9	ATL 101 at WAS 103
May 11	ATL 106 at WAS 101
May 13	WAS 81 at ATL 82
May 15	ATL 94 at WAS 91

CLEVELAND VS. CHICAGO (CAVALIERS WIN 4-2)

May 4	CHI 99 at CLE 92
May 6	CHI 91 at CLE 106
May 8	CLE 96 at CHI 99
May 10	CLE 86 at CHI 84
May 12	CHI 101 at CLE 106
May 14	CLE 94 at CHI 73

EASTERN CONFERENCE FINALS

CLEVELAND VS. ATLANTA (CAVALIERS WIN 4-0)

May 20	CLE 97 at ATL 89
May 22	CLE 94 at ATL 82
May 24	ATL 111 at CLE 114 (OT)
May 26	ATL 88 at CLE 118

WESTERN CONFERENCE FIRST ROUND

GOLDEN STATE VS. NEW ORLEANS (WARRIORS WIN 4-0)

Apr. 18	NOP 99 at GSW 106
Apr. 20	NOP 87 at GSW 97
Apr. 23	GSW 123 at NOP 119 (OT)
Apr. 25	GSW 109 at NOP 98

HOUSTON VS. DALLAS (ROCKETS WIN 4-1)

Apr. 18	DAL 108 at HOU 118
Apr. 21	DAL 99 at HOU 111
Apr. 24	HOU 130 at DAL 128
Apr. 26	HOU 109 at DAL 121
Apr. 28	DAL 94 at HOU 103

LOS ANGELES CLIPPERS VS. SAN ANTONIO (CLIPPERS WIN 4-3)

Apr. 19	SAS 92 at LAC 107
Apr. 22	SAS 111 at LAC 107 (OT)
Apr. 24	LAC 73 at SAS 100
Apr. 26	LAC 114 at SAS 105
Apr. 28	SAS 111 at LAC 107
Apr. 30	LAC 102 at SAS 96
May 2	SAS 109 at LAC 111

PORTLAND VS. MEMPHIS (GRIZZLIES WIN 4-1)

Apr. 19	POR 86 at MEM 100
Apr. 22	POR 82 at MEM 97
Apr. 25	MEM 115 at POR 109
Apr. 27	MEM 92 at POR 99
Apr. 29	POR 93 at MEM 99

WESTERN CONFERENCE SEMIFINALS

GOLDEN STATE VS. MEMPHIS (WARRIORS WIN 4-2)

May 3	MEM 86 at GSW 101
May 5	MEM 97 at GSW 90
May 9	GSW 89 at MEM 99
May 11	GSW 101 at MEM 84
May 13	MEM 78 at GSW 98
May 15	GSW 108 at MEM 95

HOUSTON VS. LOS ANGELES CLIPPERS (ROCKETS WIN 4-3)

May 4	LAC 117 at HOU 101
May 6	LAC 109 at HOU 115
May 8	HOU 99 at LAC 124
May 10	HOU 95 at LAC 128
May 12	LAC 103 at HOU 124
May 14	HOU 119 at LAC 107
May 17	LAC 100 at HOU 113

WESTERN CONFERENCE FINALS

GOLDEN STATE VS. HOUSTON (WARRIORS WIN 4-1)

May 19	HOU 106 at GSW 110
May 21	HOU 98 at GSW 99
May 23	GSW 115 at HOU 80
May 25	GSW 115 at HOU 128
May 27	HOU 90 at GSW 104

2015 NBA FINALS

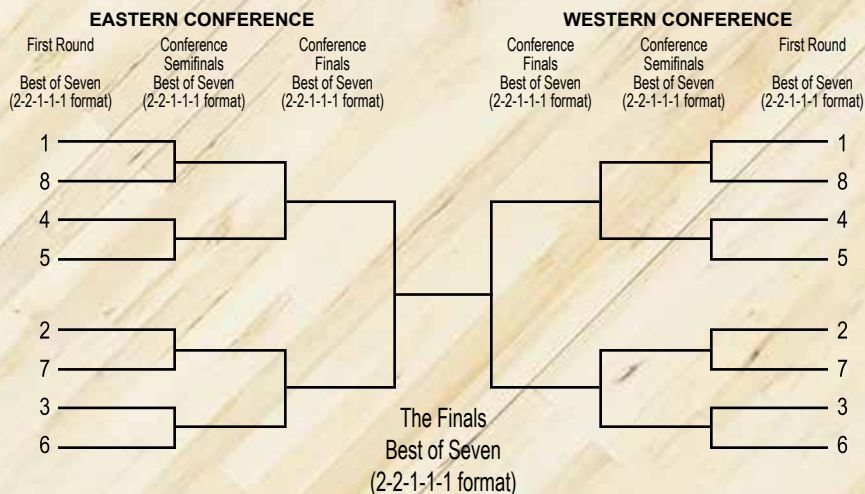
GOLDEN STATE VS. CLEVELAND (WARRIORS WIN 4-2)

June 4	CLE 100 at GSW 108 (OT)
June 7	CLE 95 at GSW 93 (OT)
June 9	GSW 91 at CLE 96
June 11	GSW 103 at CLE 82
June 14	CLE 91 at GSW 104
June 16	GSW 105 at CLE 97



NBA PLAYOFF STRUCTURE/ATTENDANCE

2016 NBA PLAYOFF STRUCTURE



Eight teams from each conference qualify for the NBA Playoffs. The three division winners and the team with the next-best record from each conference will receive the top four seeds and will be ranked Nos. 1-4 according to their regular-season records. The remaining four teams in each conference will be seeded 5-8 according to their won-lost records. In each round of the playoffs, the team with the better regular-season won-lost record gets the home-court advantage.

All rounds of the playoffs are a best-of-seven series. Each best-of-seven series will play 2-2-1-1-1 format.

2014-15 FINAL REGULAR SEASON ATTENDANCE

TEAM	HOME ATTENDANCE			ROAD ATTENDANCE		
	G	ATT	AVG	G	ATT	AVG
Atlanta Hawks	41	713,909	17,412	41	720,873	17,582
Boston Celtics	41	721,350	17,594	41	727,404	17,742
Brooklyn Nets	41	698,529	17,037	41	739,614	18,039
Charlotte Hornets	41	704,886	17,192	41	723,833	17,654
Chicago Bulls	41	896,525	21,866	41	754,592	18,405
Cleveland Cavaliers	41	843,042	20,562	41	775,537	18,916
Dallas Mavericks	41	827,702	20,188	41	723,792	17,653
Denver Nuggets	41	602,707	14,700	41	714,593	17,429
Detroit Pistons	41	625,917	15,266	41	732,519	17,866
Golden State Warriors	41	803,436	19,596	41	750,793	18,312
Houston Rockets	41	747,412	18,230	41	736,761	17,970
Indiana Pacers	41	691,434	16,864	41	733,593	17,893
Los Angeles Clippers	41	785,892	19,168	41	741,245	18,079
Los Angeles Lakers	41	768,244	18,738	41	732,881	17,875
Memphis Grizzlies	41	710,502	17,329	41	738,717	18,017
Miami Heat	41	808,223	19,713	41	725,609	17,698
Milwaukee Bucks	41	611,226	14,908	41	725,841	17,703
Minnesota Timberwolves	41	595,652	14,528	41	738,032	18,001
New Orleans Pelicans	41	683,757	16,677	41	723,265	17,641
New York Knicks	41	812,292	19,812	41	715,966	17,463
Oklahoma City Thunder	41	746,323	18,203	41	736,220	17,957
Orlando Magic	41	688,194	16,785	41	721,024	17,586
Philadelphia 76ers	41	571,342	13,935	41	724,272	17,665
Phoenix Suns	41	693,862	16,923	41	721,033	17,586
Portland Trail Blazers	41	801,377	19,546	41	723,952	17,657
Sacramento Kings	41	680,049	16,587	41	718,130	17,515
San Antonio Spurs	41	762,855	18,606	41	736,866	17,972
Toronto Raptors	41	809,824	19,752	41	718,430	17,523
Utah Jazz	41	772,059	18,831	41	702,545	17,135
Washington Wizards	41	747,796	18,239	41	748,386	18,253
National Basketball Association	1230	21,926,318	17,826	1230	21,926,318	17,826
TOTALS	1230	21,926,318	17,826	1230	21,926,318	17,826

NBA DIRECTORY



NATIONAL BASKETBALL ASSOCIATION

NBA ENTERTAINMENT WOMEN'S NATIONAL BASKETBALL ASSOCIATION NATIONAL BASKETBALL DEVELOPMENT LEAGUE

NEW YORK

Olympic Tower
645 Fifth Avenue
New York, NY 10022
Telephone: (212) 407-8000
Fax: (212) 832-3861

NEW JERSEY

100 Plaza Drive
Secaucus, NJ 07094
Telephone: 201-865-1500
Fax: 201-974-5973

INTERNATIONAL OFFICES

EUROPE

Headquarters - NBA EMEA
Endeavour House
189 Shaftesbury Avenue
London, United Kingdom WC2H 8JR
Telephone: +44-20-7420-8900

SPAIN

Pqe. Empresarial "La Finca"
Edif. 17A, 1a
28223 Pozuelo de Alarcón, Madrid, Spain
Telephone: +34-911-517-101
Fax: +34-911-517-120

AFRICA

6th Floor World Trade Center, Cnr West Road South and Lower Road
Morningside 2196
Johannesburg, South Africa
Telephone: +27-87-940-1333
Fax: +27-86-726-6351

INDIA

Tower 1, 10th Floor
Indiabulls Finance Center
Senapati Bapat Marg Mumbai
Maharashtra 400013
Telephone: +91-22-6124-6100

LATIN AMERICA

BRAZIL

Av Borges de Medeiros, 633
Sala 303 - Leblon
Rio de Janeiro, RJ, Brazil 22430-041
Telephone: +55-21-3206-6400
Fax: +55-21-2586-6001

MEXICO

Av Santa Fe 94, Torre A Piso 8, Colonia Zedec Santa Fe
Mexico DF Mexico 01210
Telephone: +52-55-88511159
Fax: +52-55-88511111

CANADA

50 Bay Street
Suite 1402
Toronto, Ontario
Canada M5J 3A5
Telephone: (416) 682-2000
Fax: (416) 364-0205

ASIA/PACIFIC

HONG KONG

Room 3101, The Lee Gardens
33 Hysan Avenue
Causeway Bay, Hong Kong
Telephone: +852-2843-9600
Fax: +852-2536-4808

TAIWAN

Suite 1303, No. 88, Section 2
Chung Hsiao East Road
Taipei, Taiwan ROC 100
Telephone: +886-2-2397-8000
Fax: +886-2-2358-1098

KOREA

21/F Seoul Finance Center
136 Sejong-Daero, Jung-Gu
Seoul, Korea 100-768
Telephone: +822-3782-6835
Fax: +822-3782-4555

CHINA—BEIJING

19th Floor, Office Tower 2, China Central Place
No. 79 Jianguo Road, Chaoyang District
Beijing, China 100025
Telephone: +86-10-5200-8200
Fax: +86-10-5200-8202

CHINA—SHANGHAI

Unit 2703-2708, 27F, Tower 2 Plaza 66
1366 Nanjing West Road, Jing An District
Shanghai, China 200040
Telephone: +86-21-6137-2200
Fax: +86-21-6288-9920



ALL TIME RECORDS



YEAR-BY-YEAR RECORD

Season	Home	Road	Neutral	Overall
1967-68	9-19	7-24	7-16	23-59
1968-69	18-18	6-29	6-5	30-52
1969-70	22-14	10-26	4-6	36-46
1970-71	27-13	11-30	0-1	38-44
1971-72	28-12	18-22	1-1	47-35
1972-73	16-25	10-29	0-2	26-56
1973-74	22-19	14-27	0-0	36-46
1974-75	24-17	19-22	0-0	43-39
1975-76	31-10	12-29	0-0	43-39
1976-77	27-14	13-28	0-0	40-42
1977-78	31-10	16-25	0-0	47-35
1978-79*	31-10	21-20	0-0	52-30
1979-80	33-8	23-18	0-0	56-26
1980-81	22-19	12-29	0-0	34-48
1981-82	31-10	21-20	0-0	52-30
1982-83	29-12	19-22	0-0	48-34
1983-84	32-9	10-31	0-0	42-40
1984-85	20-21	11-30	0-0	31-51
1985-86	24-17	7-34	0-0	31-51
1986-87	25-16	14-27	0-0	39-43
1987-88	32-9	12-29	0-0	44-38
1988-89	31-10	16-25	0-0	47-35
1989-90	30-11	11-30	0-0	41-41
1990-91	28-13	13-28	0-0	41-41
1991-92	28-13	19-22	0-0	47-35
1992-93	32-8	21-19	2-0	55-27
1993-94	37-4	26-15	0-0	63-19
1994-95	32-9	25-16	0-0	57-25
1995-96	38-3	26-15	0-0	64-18
1996-97	31-10	26-15	0-0	57-25
1997-98	35-6	26-15	0-0	61-21
1998-99	17-8	8-17	0-0	25-25
1999-00	24-17	21-20	0-0	45-37
2000-01	26-15	18-23	0-0	44-38
2001-02	26-15	19-22	0-0	45-37
2002-03	25-16	15-26	0-0	40-42
2003-04	20-20	15-25	2-0	37-45
2004-05	26-15	26-15	0-0	52-30
2005-06	22-19	13-28	0-0	35-47
2006-07	20-21	11-30	0-0	31-51
2007-08	13-28	7-34	0-0	20-62
2008-09	15-26	8-33	0-0	23-59
2009-10	27-14	23-18	0-0	50-32
2010-11	30-11	25-16	0-0	55-27
2011-12	26-7	21-12	0-0	47-19
2012-13	34-7	26-15	0-0	60-22
2013-14	34-7	25-16	0-0	59-23
2014-15	29-12	16-25	0-0	45-37
TOTALS	1270-647	792-1126	22-31	2084-1804
PCT.	.662	.413	.415	.536

* Won NBA Championship
Club records in bold

COACHES RECORDS



COACHES YEAR-BY-YEAR

SEASON	COACH	WL	PCT	FINISH	PLAYOFFS PCT
1967-68	Al Bianchi	23-59	.280	5th/West	Did not qualify
1968-69	Al Bianchi	30-52	.366	6th/West	Did not qualify
1969-70	Lenny Wilkens	36-46	.439	5th/West	Did not qualify
1970-71	Lenny Wilkens	38-44	.463	4th/Pacific	Did not qualify
1971-72	Lenny Wilkens	47-35	.573	3rd/Pacific	Did not qualify
1972-73	Tom Nissalke	13-24			
	Bucky Buckwalter	26-56	.317	4th/Pacific	Did not qualify
1973-74	Bill Russell	36-46	.439	3rd/Pacific	Did not qualify
1974-75	Bill Russell	43-39	.524	2nd/Pacific	4-5
1975-76	Bill Russell	43-39	.524	2nd/Pacific	2-4
1976-77	Bill Russell	40-42	.488	4th/Pacific	Did not qualify
1977-78	Bob Hopkins	5-17			
	Lenny Wilkens	42-18			
	Total	47-35	.573	3rd/Pacific	13-9
1978-79	Lenny Wilkens	52-30	.634	1st/Pacific	12-5
1979-80	Lenny Wilkens	56-26	.683	2nd/Pacific	7-8
1980-81	Lenny Wilkens	34-48	.415	6th/Pacific	Did not qualify
1981-82	Lenny Wilkens	52-30	.634	2nd/Pacific	3-5
1982-83	Lenny Wilkens	48-34	.585	3rd/Pacific	0-2
1983-84	Lenny Wilkens	42-40	.512	3rd/Pacific	2-3
1984-85	Lenny Wilkens	31-51	.378	4th/Pacific	Did not qualify
1985-86	Bernie Bickerstaff	31-51	.378	5th/Pacific	Did not qualify
1986-87	Bernie Bickerstaff	39-43	.475	4th/Pacific	7-7
1987-88	Bernie Bickerstaff	44-38	.537	3rd/Pacific	2-3
1988-89	Bernie Bickerstaff	47-35	.573	3rd/Pacific	3-5
1989-90	Bernie Bickerstaff	41-41	.500	4th/Pacific	Did not qualify
1990-91	K.C. Jones	41-41	.500	5th/Pacific	2-3
1991-92	K.C. Jones	18-18			
	Bob Kloppenburg	2-2			
	George Karl	27-15			
	Total	47-35	.573	4th/Pacific	4-5
1992-93	George Karl	55-27	.670	2nd/Pacific	10-9
1993-94	George Karl	63-19	.768	1st/Pacific	2-3
1994-95	George Karl	57-25	.695	2nd/Pacific	1-3
1995-96	George Karl	64-18	.780	1st/Pacific	13-8
1996-97	George Karl	57-25	.695	1st/Pacific	6-6
1997-98	George Karl	61-21	.753	1st/Pacific	4-6
1998-99	Paul Westphal	25-25	.500	5th/Pacific	Did not qualify
1999-00	Paul Westphal	45-37	.549	4th/Pacific	2-3
2000-01	Paul Westphal	6-9			
	Nate McMillan	38-29			
	Total	44-38	.537	5th/Pacific	Did not qualify
2001-02	Nate McMillan	45-37	.549	4th/Pacific	2-3
2002-03	Nate McMillan	40-42	.488	5th/Pacific	Did not qualify
2003-04	Nate McMillan	37-45	.451	5th/Pacific	Did not qualify
2004-05	Nate McMillan	52-30	.634	1st/Pacific	6-5
2005-06	Bob Weiss	13-17	.433	1st/Northwest	
	Bob Hill	22-30	.423		
	Total	35-47	.427	3rd/Northwest	Did not qualify
2006-07	Bob Hill	31-51	.378	5th/Northwest	Did not qualify
2007-08	P.J. Carlesimo	20-62	.244	5th/Northwest	Did not qualify
2008-09	P.J. Carlesimo	1-12			
	Scott Brooks	22-47			
	Total	23-59	.280	5th/Northwest	Did not qualify
2009-10	Scott Brooks	50-32	.610	4th/Northwest	2-4
2010-11	Scott Brooks	55-27	.671	1st/Northwest	9-8
2011-12	Scott Brooks	47-19	.712	1st/Northwest	13-7
2012-13	Scott Brooks	60-22	.732	1st/Northwest	5-6
2013-14	Scott Brooks	59-23	.720	1st/Northwest	10-9
2014-15	Scott Brooks	45-37	.549	2nd/Northwest	Did not qualify
TOTALS	2084-1804	.536			146-146

Note: Bickerstaff's 1988-89 total includes six games he did not coach due to illness (Tom Newell, 0-1/Bob Kloppenburg, 1-4).
McMillan's 2001-02 total includes one game he did not coach due to a family illness (Dwane Casey, 1-0).
McMillan's 2004-05 total includes four games he did not coach due to family circumstances (Dwane Casey, 2-2).
Hill's 2006-07 total includes one game he did not coach due to illness (Gordon Chiesa, 0-1).

COACHES OVERALL RECORDS

COACH	REGULAR SEASON RECORD	PCT	PLAYOFF RECORD	PCT
Al Bianchi	53-111	.323	0-0	---
Lenny Wilkens	478-402	.543	37-32	.536
Tom Nissalke	13-32	.289	0-0	---
Bucky Buckwalter	13-24	.351	0-0	---
Bill Russell	162-166	.494	6-9	.400
Bob Hopkins	5-17	.227	0-0	---
Bernie Bickerstaff	202-208	.493	12-15	.444
K.C. Jones	59-59	.500	2-3	.400
Bob Kloppenburg	2-2	.500	0-0	---
George Karl	384-150	.719	40-40	.500
Paul Westphal	76-71	.517	2-3	.400
Nate McMillan	212-183	.551	8-8	.500
Bob Weiss	13-17	.433	0-0	---
Bob Hill	53-81	.396	0-0	---
P.J. Carlesimo	21-74	.221	0-0	---
Scott Brooks	338-207	.620	39-36	.520
TOTALS	2084-1804	.536	146-146	.500



ON OPENING NIGHT

HOME OPENERS (28-16)

DATE	OPPONENT	RESULT	SCORE
10/20/67	San Diego	L	114-121
10/19/68	San Francisco	L	95-107
10/25/69	L.A. Lakers	L	106-130
*10/14/70	Detroit	L	117-123
10/16/71	Milwaukee	L	91-98
10/20/72	Golden State	L	92-101
10/12/73	Capital (Wash.)	W	103-102
10/18/74	Detroit	L	95-100
*10/24/75	Portland	W	105-97
*10/24/76	N.Y. Nets	W	104-93
10/21/77	Portland	L	99-106
*10/13/78	Chicago	W	104-86
10/17/79	L.A. Lakers	W	112-110
*10/10/80	L.A. Lakers	L	98-99
*10/31/81	Phoenix	W	94-84
*10/29/82	Houston	W	128-95
*10/28/83	Golden State	L	109-110
*10/26/84	Utah	W	102-94
11/2/85	Chicago	W	118-100
11/1/86	Sacramento	W	114-103
11/7/87	Phoenix	W	112-96
11/5/88	Denver	W	142-141 (OT)
*11/3/89	Minnesota	W	106-94
*11/3/90	Houston	W	118-106
*11/1/91	Phoenix	L	95-99
11/7/92	Houston	W	89-85
*11/6/93	L.A. Lakers	W	129-101
*11/4/94	Utah	W	110-103
11/4/95	L.A. Lakers	W	103-89
11/2/96	Portland	W	104-93
11/1/97	Dallas	L	81-89
*2/5/99	Dallas	W	92-86 (OT)
11/4/99	Dallas	W	106-96
11/1/00	Denver	W	112-99
11/1/01	San Antonio	W	114-108
*10/30/02	Phoenix	W	86-73
*10/30/03	L.A. Clippers	W	109-100
11/5/04	Atlanta	W	106-85
*11/2/05	L.A. Clippers	L	93-101
*11/1/06	Portland	L	106-110
11/1/07	Phoenix	L	99-106
*10/29/08	Milwaukee	L	87-98
*10/28/09	Sacramento	W	102-89
*10/27/10	Chicago	W	106-95
*12/25/11	Orlando	W	97-89
11/2/12	Portland	W	106-92
11/3/13	Phoenix	W	103-96
11/1/14	Denver	W	102-91

*Season Opening Games (23-25)

ROAD OPENERS (17-27)

DATE	OPPONENT	RESULT	SCORE
*10/13/67	San Francisco	L	116-144
*10/7/68	San Diego	L	110-128
*10/14/69	New York	L	101-126
10/25/70	Milwaukee	L	107-126
*10/12/71	Buffalo	W	123-90
*10/10/72	New York	L	89-113
*10/10/73	Phoenix	L	111-115
*10/17/74	Phoenix	L	97-114
10/28/75	Chicago	L	90-101
10/26/76	Indiana	L	90-120
*10/19/77	Golden State	L	84-116
10/17/78	New York	W	120-109
*10/14/79	San Diego	L	93-98
10/12/80	Portland	L	96-107
11/1/81	Portland	L	94-104
10/31/82	San Diego	W	127-109
10/30/83	Kansas City	W	128-116
10/30/84	Portland	L	83-115
*10/26/85	Dallas	L	95-101
*10/31/86	Portland	W	127-110
*11/6/87	L.A. Lakers	L	109-113
*11/4/88	Utah	W	104-97
11/4/89	Sacramento	L	100-107
11/9/90	Denver	W	135-129
11/7/91	Utah	W	103-95
*11/6/92	at Houston	W	111-94
11/8/93	Utah	W	101-100
11/15/94	New Jersey	L	106-112
*11/3/95	Utah	L	94-112
*11/1/96	Utah	L	91-99
*10/31/97	Portland	W	91-83
2/10/99	Golden State	W	89-82
*11/2/99	L.A. Clippers	W	104-92
*10/31/00	Vancouver	L	88-94
*10/30/01	Sacramento	L	95-101
11/1/02	Golden State	W	106-93
10/31/03	L.A. Clippers	W	124-105
*11/3/04	L.A. Clippers	L	84-114
11/8/05	Memphis	L	69-94
11/3/06	L.A. Lakers	L	112-118
*10/31/07	Denver	L	103-120
11/1/08	Houston	L	77-89
10/30/09	Detroit	W	91-83
10/29/10	Detroit	W	105-104
12/26/11	Minnesota	W	104-100
*11/1/12	San Antonio	L	84-86
*10/30/13	Utah	W	101-98
10/29/14	Portland	L	89-106

Note: In 1992, the team played their opening game in Yokohama, Japan, defeating the Houston Rockets 111-94. In 2003, the team played their opening game in Saitama, Japan, defeating the L.A. Clippers 109-100.

ALL-TIME OPENING-NIGHT STARTING LINEUPS



1967	Walt Hazzard Rod Thorn Bob Rule Bud Olsen Tom Meschery	1977	Don "Slick" Watts Fred Ellis Mike Green Paul Silas Bruce Seals	1987	Nate McMillan Dale Ellis Alton Lister Xavier McDaniel Tom Chambers	1997	Gary Payton Hersey Hawkins Aaron Williams Delf Schrempf Vin Baker
1968	Art Harris Rod Thorn Bob Rule Al Tucker Tom Meschery	1978	Dick Snyder Fred Brown Tom LaGarde Jack Sikma John Johnson	1988	Nate McMillan Dale Ellis Alton Lister Michael Cage Derrick McKey	1998	Gary Payton Billy Owens Olden Polynice Delf Schrempf Vin Baker
1969	Lenny Wilkens Art Harris Bob Rule Bob Boozer Tom Meschery	1979	Dennis Johnson Gus Williams Jack Sikma John Johnson Lonnie Shelton	1989	Nate McMillan Dale Ellis Michael Cage Derrick McKey Xavier McDaniel	1999	Gary Payton Brent Barry Horace Grant Ruben Patterson Vin Baker
1970	Lenny Wilkens Dick Snyder Vinnie Johnson Bob Rule Don Kojis Tom Meschery	1980	Paul Westphal Dick Snyder Jack Sikma Lonnie Shelton John Johnson	1990	Gary Payton Sedale Threatt Michael Cage Derrick McKey Xavier McDaniel	2000	Gary Payton Desmond Mason Patrick Ewing Rashard Lewis Vin Baker
1971	Lenny Wilkens Dick Snyder Bob Rule Garfield Heard Spencer Haywood	1981	Gus Williams Bill Hanzlik Jack Sikma Wally Walker Lonnie Shelton	1991	Nate McMillan Ricky Pierce Benoit Benjamin Derrick McKey Michael Cage	2001	Gary Payton Brent Barry Calvin Booth Rashard Lewis Vin Baker
1972	Butch Beard Dick Snyder Jim McDaniels John Brisker Spencer Haywood	1982	Gus Williams David Thompson Jack Sikma Danny Vranes Lonnie Shelton	1992	Gary Payton Ricky Pierce Benoit Benjamin Derrick McKey Shawn Kemp	2002	Gary Payton Brent Barry Predrag Drobnjak Rashard Lewis Reggie Evans
1973	Fred Brown Dick Snyder Spencer Haywood Jim McDaniels John Brisker	1983	Al Wood Gus Williams Jack Sikma Danny Vranes Tom Chambers	1993	Gary Payton Kendall Gill Sam Perkins Delf Schrempf Shawn Kemp	2003	Brent Barry Ronald Murray Calvin Booth Rashard Lewis Vladimir Radmanovic
1974	Fred Brown Archie Clark Jim Fox Kennedy McIntosh Spencer Haywood	1984	Al Wood Gerald Henderson Jack Sikma Danny Vranes Tom Chambers	1994	Gary Payton Kendall Gill Sam Perkins Delf Schrempf Shawn Kemp	2004	Luke Ridnour Ray Allen Jerome James Rashard Lewis Reggie Evans
1975	Don "Slick" Watts Fred Brown Tom Burleson Talvin Skinner Leonard Gray	1985	Al Wood Gerald Henderson Jack Sikma Danny Vranes Tom Chambers	1995	Gary Payton Hersey Hawkins Ervin Johnson Delf Schrempf Shawn Kemp	2005	Luke Ridnour Ray Allen Johan Petro Rashard Lewis Reggie Evans
1976	Don "Slick" Watts Fred Brown Tom Burleson Bruce Seals Leonard Gray	1986	Michael Phelps Gerald Henderson Alton Lister Xavier McDaniel Tom Chambers	1996	Gary Payton Hersey Hawkins Jim McVaine Delf Schrempf Shawn Kemp	2006	Luke Ridnour Ray Allen Mouhamed Sene Rashard Lewis Chris Wilcox
2007	Earl Watson Kevin Durant Nick Collison Damien Wilkins Chris Wilcox	2008	Earl Watson Kevin Durant Johan Petro Jeff Green Nick Collison	2009	Russell Westbrook Thabo Sefolosha Kevin Durant Jeff Green Nenad Krstic	2010	Russell Westbrook Thabo Sefolosha Kevin Durant Jeff Green Nenad Krstic
2011	Russell Westbrook Thabo Sefolosha Kevin Durant Serge Ibaka Kendrick Perkins	2012	Russell Westbrook Thabo Sefolosha Kevin Durant Serge Ibaka Kendrick Perkins	2013	Reggie Jackson Andre Roberson Kevin Durant Serge Ibaka Kendrick Perkins	2014	Russell Westbrook Andre Roberson Perry Jones Serge Ibaka Steven Adams

LEADERS FOR MOST STARTS ON OPENING NIGHT

Gary Payton	12	Fred Brown	6	Vin Baker	5	Derrick McKey	5
Jack Sikma	8	Delf Schrempf	6	Tom Chambers	5	Dick Snyder	5
Kevin Durant	7	Thabo Sefolosha	5	Shawn Kemp	5		
Rashard Lewis	7	Russell Westbrook	5				



HIGH/LOW SCORING GAMES - WIN/LOSS STREAKS

HIGHEST SCORING GAMES

POINTS	OPPONENT	DATE	SCORE
154	at Milwaukee (50T)	11/9/89	154-155
154	L.A. Clippers	12/2/88	154-104
152	at Phoenix (20T)	1/22/06	152-149
151	Denver (20T)	4/6/08	151-147
151	Phoenix	4/2/88	151-107
150	L.A. Clippers	4/14/94	150-101
149	Minnesota (20T)	3/23/12	149-140
149	Philadelphia	3/6/93	149-93
147	Denver	3/18/83	147-117
146	Denver	1/15/91	146-99
146	San Francisco	2/14/71	146-101
146	Philadelphia	11/15/69	146-136
146	San Francisco	2/11/68	146-118

LOWEST SCORING GAMES

POINTS	OPPONENT	DATE	SCORE
65	Houston	11/16/14	65-69
65	Detroit	3/7/04	65-86
65	at L.A. Clippers	11/18/90	65-78
66	Houston	4/4/08	66-79
69	at Memphis	11/8/05	69-94
70	New Jersey	11/25/03	70-93
71	at San Antonio	2/24/07	71-102
71	Utah	2/16/99	71-56
71	at L.A. Lakers	3/19/96	71-94
72	Portland	4/3/09	72-107
72	Houston	11/29/02	72-83
72	at Cleveland	2/25/97	72-66
73	at Milwaukee	2/27/05	73-99
73	San Antonio	12/19/03	73-87
73	San Antonio	3/6/01	73-101
73	at Houston	4/13/97	73-113
73	at Denver	10/31/85	73-90

LONGEST WINNING STREAKS

STREAK	COACH	DATES OF STREAK	END OF STREAK	STREAK ENDED BY	SCORE
14	George Karl	2/3/96 to 3/5/96	3/6/96	at Washington	88-99
12	Scott Brooks	11/16/12 to 12/19/12	12/20/12	at Minnesota	95-99
12	Lenny Wilkens	10/29/82 to 11/19/82	11/21/82	New Jersey	91-111
11	George Karl	11/7/96 to 11/24/96	11/26/96	at Charlotte	89-97
10	Scott Brooks	1/16/14 to 1/31/14	2/1/14	at Washington	81-96
10	George Karl	1/3/95 to 1/24/95	1/26/95	Utah	108-120
10	George Karl	11/6/93 to 11/26/93	11/27/93	at Cleveland	90-101
10	George Karl	2/13/93 to 3/6/93	3/8/93	at Indiana	99-105
9	Scott Brooks	12/6/13 to 12/21/13	12/22/13	Toronto	98-104
9	Scott Brooks	1/29/10 to 2/21/10	2/23/10	Phoenix	102-104
9	Nate McMillan	11/5/04 to 11/19/04	11/21/04	at Boston	83-102
9	George Karl	1/2/97 to 1/22/97	1/23/97	at L.A. Clippers	100-102
9	George Karl	3/21/96 to 4/5/96	4/6/96	at Portland	92-95
9	George Karl	3/20/94 to 4/5/94	4/7/94	at Denver	90-104
9*	Bill Russell	3/26/75 to 10/26/75	10/28/75	at Chicago	90-101

* Streak over two seasons

LONGEST LOSING STREAKS

STREAK	COACH	DATES OF STREAK	END OF STREAK	STREAK ENDED BY	SCORE
14	P.J. Carlesimo/Scott Brooks	11/5/08 to 11/28/08	11/29/08	Memphis	111-103
14	P.J. Carlesimo	12/31/07 to 1/27/08	1/29/08	San Antonio	88-85
13*	P.J. Carlesimo	4/9/07 to 11/13/07	11/14/07	at Miami	104-95
12*	Al Bianchi/Lenny Wilkens	3/15/69 to 10/28/70	10/31/70	Cincinnati	129-121
10	Al Bianchi	12/12/68 to 12/29/68	12/30/68	Phoenix	120-118
9	Tom Nissalke	10/29/72 to 11/15/72	11/17/72	Philadelphia	105-92
8	Bernie Bickerstaff	2/4/87 to 2/19/87	2/21/87	Washington	110-93
8*	L. Wilkens/B. Bickerstaff	4/5/85 to 10/31/85	11/2/85	Chicago	118-100
8	Lenny Wilkens	12/30/82 to 1/14/83	1/16/83	Kansas City	111-96
8	Al Bianchi	11/1/67 to 11/14/67	11/17/67	San Diego	130-124
7	Bernie Bickerstaff	3/25/89 to 4/6/89	4/8/89	at Dallas	114-90
7	Lenny Wilkens	3/22/85 to 4/2/85	4/4/85	at Utah	119-118
7	Lenny Wilkens	3/15/81 to 3/27/81	3/29/81	Golden State	96-92
7	Tom Nissalke	12/13/72 to 12/25/72	12/26/72	at Golden State	97-95

* Streak over two seasons

OPPONENTS HIGHEST SCORING GAMES

POINTS	OPPONENT	DATE	SCORE
168	at Denver	3/16/08	168-116
160	Philadelphia	12/20/67	122-160
155	at Milwaukee (50T)	11/9/89	154-155
153	Cin. in Clev.	11/24/67	153-153
151	at L.A. Lakers	2/2/68	113-151
151	at L.A. Lakers	1/21/68	123-151
150	St. Louis in Port.	3/7/68	133-150
149	at Phoenix (20T)	1/22/06	152-149
149	at L.A. Lakers	11/22/70	124-149
149	Philadelphia	2/14/68	125-149
148	at San Diego	11/14/69	112-148
147	Denver (20T)	4/6/08	151-147
147	Dallas	11/6/86	124-147
147	at Baltimore	2/16/68	118-147

OPPONENTS LOWEST SCORING GAMES

POINTS	OPPONENT	DATE	SCORE
56	Utah	2/16/99	71-56
58	Milwaukee	2/21/03	88-58
64	New York	2/21/97	84-64
66	at Cleveland	2/25/97	72-66
67	San Antonio	4/18/01	105-67
68	at New Jersey	11/17/04	79-68
68	Denver	2/22/98	88-68
68	Vancouver	12/21/95	92-68
69	Houston	11/16/14	69-65
69	at Phoenix	2/10/13	97-69
69	Charlotte	11/26/12	114-69
70	Phoenix	4/16/03	84-70
70	at Charlotte	2/18/90	85-70
70	at Dallas	11/25/89	117-70
71	Memphis	3/28/03	95-71
71	Miami	12/7/02	100-71
71	Golden State	2/9/99	90-71

WINNING/LOSING STREAKS & MARGINS OF VICTORY



LONGEST HOME WINNING STREAKS

STREAK	COACH	DATES OF STREAK	END OF STREAK	STREAK ENDED BY	SCORE
29*	Bill Russell	2/11/76 to 12/10/76	12/12/76	Houston	92-96
17	George Karl	11/11/94 to 1/24/95	1/26/95	Utah	108-120
17	Bernie Bickerstaff	11/29/88 to 1/29/89	1/31/89	New Jersey	112-118
17	Bernie Bickerstaff	11/18/87 to 1/22/88	1/24/88	L.A. Lakers	109-116
17*	Lenny Wilkens	2/10/78 to 10/27/79	11/8/79	New York	100-104
14	Scott Brooks	1/6/12 to 3/7/12	3/9/12	Cleveland	90-96
14*	George Karl	4/19/93 to 12/21/93	12/23/93	Phoenix	86-87
14	George Karl	11/21/92 to 1/18/93	1/27/93	San Antonio	99-119
13	Scott Brooks	11/3/13 to 12/19/13	12/22/13	Toronto	98-104
13*	George Karl	3/13/97 to 11/2/97	11/5/97	Atlanta	95-117
13*	George Karl	3/22/94 to 11/5/94	11/9/94	Sacramento	100-108
12	Scott Brooks	11/18/12 to 12/31/12	1/2/13	Brooklyn	93-110
12	George Karl	2/22/98 to 4/2/98	4/6/98	Phoenix	92-102
12	George Karl	11/4/97 to 12/20/97	12/23/97	Minnesota	103-112
11	George Karl	12/17/96 to 1/22/97	1/26/97	L.A. Lakers	103-104
11	George Karl	1/21/96 to 2/28/96	3/10/96	San Antonio	105-106
11	Lenny Wilkens	1/6/84 to 2/15/84	2/17/84	Boston	100-111
10	George Karl	12/1/95 to 1/16/96	1/19/96	New York	97-100
10	Lenny Wilkens	1/6/82 to 2/18/82	2/19/82	Atlanta	122-127
10	Lenny Wilkens	10/28/79 to 12/5/79	12/9/79	Chicago	112-121
10*	Lenny Wilkens	3/4/79 to 10/24/79	10/26/79	Phoenix	86-92

* Streak over two seasons

LONGEST ROAD WINNING STREAKS

STREAK	COACH	DATES OF STREAK	END OF STREAK	STREAK ENDED BY	SCORE
10	George Karl	1/3/95 to 2/5/95	2/15/95	at L.A. Lakers	96-102
8	Scott Brooks	12/6/13 to 1/4/14	1/7/14	at Utah	101-112
8	Nate McMillan	1/24/02 to 2/27/02	3/1/02	at New York	87-89
8	George Karl	12/9/97 to 1/9/98	1/11/98	at New York	91-92
8	George Karl	11/7/96 to 11/24/96	11/26/96	at Charlotte	89-97
8	Lenny Wilkens	10/31/82 to 11/27/82	12/5/82	at Kansas City	103-106
7	George Karl	2/3/96 to 3/5/96	3/6/96	at Washington	88-99
6	Scott Brooks	1/16/14 to 1/31/14	2/1/14	at Washington	81-96
6	Nate McMillan	12/8/04 to 1/3/05	1/5/05	at Orlando	87-105
6	Paul Westphal	1/4/00 to 1/20/00	1/21/00	at Boston	86-111
6	George Karl	2/6/93 to 2/26/93	3/8/93	at Indiana	99-105
6	Lenny Wilkens	1/2/79 to 1/25/79	1/26/79	at San Antonio	108-125

LONGEST HOME LOSING STREAKS

STREAK	COACH	DATES OF STREAK	END OF STREAK	STREAK ENDED BY	SCORE
11	P.J. Carlesimo/Scott Brooks	11/5/08 to 12/16/08	12/19/08	Toronto	91-83
9	P.J. Carlesimo/Bob Hill	4/9/07 to 11/28/07	11/30/07	Indiana	95-93
9	Al Bianchi	2/14/68 to 3/18/68	3/19/68	Chicago	122-104
6	P.J. Carlesimo	12/31/07 to 1/27/08	1/29/08	San Antonio	88-85
6	Lenny Wilkens	3/22/85 to 4/11/85	11/2/85	Chicago	118-100
6	Tom Nissalke	10/29/72 to 11/12/72	11/17/72	Philadelphia	105-92
6	Al Bianchi	12/24/67 to 1/8/68	1/28/68	Baltimore	135-126
5	Paul Westphal	3/18/00 to 3/29/00	3/31/00	Sacramento	123-108
5	Al Bianchi	12/12/68 to 12/29/68	12/30/68	Phoenix	120-118

LONGEST ROAD LOSING STREAKS

STREAK	COACH	DATES OF STREAK	END OF STREAK	STREAK ENDED BY	SCORE
15	Bob Hill	12/2/07 to 2/5/07	2/7/07	at Indiana	103-102
14*	Bill Russell	3/23/76 to 12/1/76	12/3/76	at Philadelphia	121-112
13	Tom Nissalke	11/21/72 to 12/25/72	12/26/72	at Golden State	97-95
12	P.J. Carlesimo	3/4/08 to 4/11/08	4/16/08	at Golden State	126-121
12	Bernie Bickerstaff	11/28/89 to 1/31/90	2/2/90	at Indiana	87-86
11*	Al Bianchi/Lenny Wilkens	3/15/69 to 11/2/69	11/4/69	at Detroit	116-102
10	P.J. Carlesimo	12/15/07 to 2/4/08	2/6/08	at Sacramento	105-92
10	Lenny Wilkens	3/4/84 to 3/29/84	3/31/84	at San Antonio	124-106

* Streak over two seasons

LARGEST MARGINS OF VICTORY

MARGIN	OPPONENT	DATE	SCORE	MARGIN	OPPONENT	DATE	SCORE
56	Philadelphia	3/6/93	149-93	52	at Denver	3/16/08	116-168
56	at Houston	12/6/88	136-80	47	Boston	11/20/68	92-139
50	L.A. Clippers	12/2/88	154-104	44	Dallas	4/11/85	80-124
49	L.A. Clippers	4/14/94	150-101	44	at Milwaukee	12/19/72	77-121
47	Denver	1/15/91	146-99	42	at Minnesota	1/7/09	87-129
47	at Dallas	11/25/89	117-70	42	Denver	2/27/08	96-138
45	at New Orleans	2/27/13	119-74	41	San Antonio	3/25/07	79-120
45	Charlotte	11/26/12	114-69	41	at Washington	11/11/05	96-137
45	San Francisco	2/14/71	146-101	40	at Boston	2/5/03	74-114
44	Toronto	1/15/97	122-78	40	at Houston	4/13/97	73-113
44	Phoenix	4/2/88	151-107	39	at San Antonio	3/25/15	91-130
41	at L.A. Clippers	4/15/09	126-85	39	at Milwaukee	12/11/73	91-130
40	at Vancouver	4/3/98	138-98	38	at Atlanta	3/15/72	96-134
40	Golden State	12/17/96	123-83	38	at L.A. Lakers	2/2/68	113-151
40	Philadelphia	3/23/96	129-89	38	Philadelphia	12/20/67	122-160
40	at Detroit	3/12/95	134-94				
40	Orlando	12/17/94	124-84				
40	Charlotte	11/7/89	128-88				



ALL-TIME OVERTIME RESULTS

DATE	OPPONENT	RESULT	DATE	OPPONENT	RESULT
10/21/67	at San Diego	W, 117-110	4/8/82	at San Diego	W, 117-115
11/19/67	Detroit	W, 132-130	12/14/82	Phoenix	L, 109-114
2/5/68	Cincinnati (at Phoenix)	W, 132-129	3/13/83	at Kansas City	W, 120-115 (2OT)
11/15/68	Phoenix	W, 128-124 (2OT)	4/5/83	at San Diego	W, 115-109 (2OT)
12/6/68	San Francisco	W, 109-100	4/16/83	at Golden State	L, 122-133
1/29/69	Boston (at Philadelphia)	W, 124-122	12/30/83	Philadelphia	W, 97-93
2/25/69	at L.A. Lakers	L, 111-114	1/31/84	at Utah	L, 94-98
3/16/69	at Atlanta	L, 127-131	2/29/84	at Dallas	W, 127-124 (2OT)
12/6/69	Baltimore (at Philadelphia)	W, 132-129	12/13/84	Los Angeles	W, 124-122
1/24/70	L.A. Lakers	L, 121-122	11/16/85	at San Antonio	L, 95-97
1/30/70	at San Diego	L, 117-119	11/30/85	at Denver	W, 131-123 (OT)
1/22/71	Cincinnati	W, 132-131	1/18/86	at Sacramento	L, 96-98
2/5/71	Atlanta	L, 120-121	1/23/86	at Portland	L, 107-117 (2OT)
12/19/71	Phoenix	W, 130-127	2/4/86	at San Antonio	L, 119-124
2/13/72	at Portland	W, 127-117	2/22/86	at Chicago	L, 125-129 (3OT)
2/29/72	at Baltimore	W, 118-117	12/2/86	Chicago	L, 109-115
10/22/72	Portland	W, 120-119	1/21/87	at Philadelphia	L, 123-129
12/3/72	at Cleveland	L, 103-105	1/31/87	Phoenix	W, 118-112
12/13/72	Milwaukee	L, 103-104	3/10/87	at Houston	W, 136-127 (2OT)
2/16/73	Golden State	W, 114-108	3/23/87	at New York	W, 126-121
12/19/73	at Houston	W, 124-118	4/7/87	Phoenix	L, 125-127
1/4/74	Chicago	W, 103-101	1/16/88	at L.A. Clippers	W, 114-112
3/8/74	at Buffalo	W, 123-117	1/30/88	at San Antonio	L, 102-112 (2OT)
11/29/74	at Philadelphia	W, 121-119	2/15/88	Dallas	L, 122-128
1/1/75	Washington	W, 123-118	2/23/88	at Chicago	L, 97-104
1/12/75	Chicago	L, 123-127 (2OT)	3/8/88	at Golden State	W, 121-116
1/16/75	at Houston	W, 127-125	3/18/88	at San Antonio	W, 118-110
2/9/75	Buffalo	L, 93-99	4/16/88	at Phoenix	L, 119-121
3/11/75	at Houston	W, 122-117	11/5/88	Denver	W, 142-141
3/21/75	at L.A. Lakers	L, 109-112	12/23/88	at Cleveland	L, 107-119
11/14/75	Cleveland	W, 100-97	4/17/89	at Golden State	W, 116-109
11/25/75	at New York	W, 128-127	4/21/89	at L.A. Clippers	W, 139-136
1/9/76	at Phoenix	W, 112-110	11/9/89	at Milwaukee	L, 154-155 (5OT)
2/8/76	Phoenix	L, 101-107	11/14/89	Dallas	L, 109-113
12/21/76	at Chicago	L, 101-103 (2OT)	2/16/90	at Philadelphia	L, 96-100
1/30/77	San Antonio	L, 118-126	4/3/90	Portland	W, 136-134
2/11/77	Golden State	W, 114-107	4/19/90	at Sacramento	W, 130-118
2/15/77	at San Antonio	L, 106-109	11/13/90	New York	L, 110-116
11/2/77	at Indiana	W, 106-104	12/1/90	Portland	L, 124-130 (3OT)
12/18/77	Washington	W, 111-109	2/19/91	at Philadelphia	L, 104-107
2/10/78	Denver	W, 126-123	3/5/91	Cleveland	L, 111-113
2/28/78	at Kansas City	W, 114-107	3/15/91	Minnesota	L, 96-100
2/9/79	at Milwaukee	L, 116-118	3/16/91	Utah	L, 98-104
3/11/79	at Atlanta	L, 111-113	11/14/91	at Cleveland	L, 109-115
3/30/79	at Phoenix	L, 111-113	11/22/91	Chicago	L, 109-112
11/30/79	at Kansas City	W, 107-102	11/26/91	Golden State	W, 136-130
1/2/80	Washington	L, 134-139 (2OT)	12/26/91	at Sacramento	W, 115-106
1/20/80	at Boston	W, 108-106 (2OT)	1/2/92	Miami	W, 113-109
2/27/80	Philadelphia	L, 98-101	1/14/92	Charlotte	L, 116-117
11/15/80	Houston	W, 143-139	2/27/92	at Utah	W, 130-124
1/2/81	Philadelphia	L, 117-120	1/22/93	at Golden State	W, 118-114 (2OT)
1/21/81	at New Jersey	L, 122-126	2/4/93	at New Jersey	L, 103-113
2/10/81	Boston	W, 108-107	3/2/93	Cleveland	W, 108-105
2/19/82	Atlanta	L, 122-127 (4OT)	11/13/93	Atlanta	W, 97-89
3/30/82	at Denver	L, 142-145	12/8/93	at San Antonio	W, 109-107



ALL-TIME OVERTIME RESULTS

DATE	OPPONENT	RESULT	DATE	OPPONENT	RESULT
12/10/94	at L.A. Clippers	W, 132-127 (2OT)	11/11/06	at Atlanta	W, 113-112
1/10/95	at Golden State	W, 128-118	12/18/06	at Memphis	L, 126-134 (2OT)
1/28/95	L.A. Lakers	L, 121-128	1/12/07	Utah	W, 122-114
2/9/95	Chicago	W, 126-118	3/11/07	at Toronto	L, 119-120
3/3/95	at Phoenix	L, 118-122	4/4/07	at New Orleans/Oklahoma City	L, 92-101
12/12/95	at Dallas	L, 101-112	11/16/07	at Atlanta	W, 126-123 (2OT)
12/30/95	at Phoenix	W, 123-112	1/14/08	L.A. Lakers	L, 121-123
1/19/96	New York	L, 97-100	3/2/08	at Minnesota	W, 111-108
2/3/96	at Houston	W, 104-103	4/6/08	Denver	W, 151-147 (2OT)
3/5/96	at Cleveland	W, 107-101 (2OT)	1/10/09	at Chicago	W, 109-98
4/5/96	Phoenix	W, 130-121 (2OT)	1/12/09	at New Jersey	L, 99-103
11/20/96	at Washington	W, 115-110 (2OT)	1/28/09	Memphis	W, 114-102
2/23/97	at Utah	W, 89-87	2/1/09	at Sacramento	L, 118-122
3/18/97	at Chicago	L, 87-89	2/27/09	at Dallas	L, 108-100
2/13/98	at L.A. Lakers	W, 113-108	11/3/09	L.A. Lakers	L, 98-101
3/3/98	at Miami	W, 97-91	1/2/10	at Milwaukee	L, 97-103
3/8/98	at Minnesota	W, 99-98	1/13/10	San Antonio	L, 108-109
2/5/99	Dallas	W, 92-86	2/20/10	at New York	W, 121-118
2/17/99	Sacramento	L, 106-109	4/6/10	at Utah	L, 139-140
4/6/99	Sacramento	L, 106-112	11/4/10	at Portland	W, 107-106
4/15/99	at Sacramento	W, 99-98	11/26/10	at Indiana	W, 110-106
1/9/00	at Golden State	W, 100-95	12/1/10	at New Jersey	W, 123-120 (3OT)
3/5/00	at Minnesota	L, 100-105	1/26/11	at Minnesota	W, 118-117
4/10/00	at L.A. Lakers	L, 103-106	1/28/11	Washington	W, 124-117 (2OT)
4/18/00	at Sacramento	W, 119-112	2/8/11	Memphis	L, 101-105
1/24/01	at L.A. Clippers	W, 114-110	3/6/11	Phoenix	W, 122-118
3/1/01	at Cleveland	W, 101-99	3/9/11	at Philadelphia	W, 110-105
3/4/01	at Minnesota	L, 111-119	3/29/11	Golden State	W, 115-114
3/11/01	at L.A. Lakers	W, 109-97	4/13/11	Milwaukee	L, 106-110
4/15/01	Dallas	L, 99-107	2/6/12	at Portland	W, 111-107
11/5/01	at Orlando	W, 123-119 (2OT)	2/19/12	Denver	W, 124-118
11/6/01	at Miami	L, 85-87	3/23/12	Minnesota	W, 149-140 (2OT)
12/7/01	Miami	L, 94-98	4/22/12	at L.A. Lakers	L, 106-114 (2OT)
12/21/01	at Golden State	W, 111-108	11/21/12	L.A. Clippers	W, 117-111
3/7/02	Charlotte	W, 92-89	11/24/12	at Philadelphia	W, 116-109
11/26/02	at Atlanta	L, 116-119	12/27/12	Dallas	W, 111-105
12/4/02	Indiana	L, 111-114	1/18/13	at Dallas	W, 117-114
12/20/02	New Orleans	L, 86-88	1/20/13	at Denver	L, 118-121
1/17/03	Memphis	W, 103-97	3/20/13	at Memphis	L, 89-90
2/3/03	at New Jersey	L, 108-109	11/10/13	Washington	W, 106-105
3/21/03	Denver	W, 101-99	11/29/13	Golden State	W, 113-112
4/1/03	at Chicago	W, 101-94	3/21/14	at Toronto	W, 119-118 (2OT)
12/16/03	at Phoenix	L, 91-92	3/25/14	at Dallas	L, 119-128
1/5/04	Portland	W, 119-108	11/14/14	Detroit	L, 89-96
1/10/04	at Golden State	L, 110-113	12/23/14	Portland	L, 111-115
2/25/04	Utah	L, 92-93	12/31/14	Phoenix	W, 137-134
3/27/04	at Portland	L, 108-115	1/21/15	at Washington	W, 105-103
12/1/04	Utah	W, 129-119	2/26/15	at Phoenix	L, 113-117
1/18/05	at Denver	L, 110-116	3/4/15	Philadelphia	W, 123-118
3/25/05	New York	W, 109-101			
11/4/05	Minnesota	W, 107-102			
11/13/05	at Toronto	W, 126-121			
12/13/05	Golden State	L, 107-110			
12/22/06	at Phoenix	W, 152-149 (2OT)			
2/12/06	Denver	L, 112-120			

TOTALS 216 OVERTIME GAMES 118-98 (546)
(HOME: 51-42, ROAD: 64-56, NEUTRAL: 3-0)

DOUBLE-OVERTIME: 18-6
TRIPLE-OVERTIME: 1-2
QUADRUPLE-OVERTIME: 0-1
QUINTUPLE-OVERTIME: 0-1



TEAM RECORDS

MOST POINTS SCORED

Game:	154	at Milwaukee (5OT)	11/9/89
	154	L.A. Clippers	12/2/88
Half:	86	Miami	1/5/90
	86	Baltimore	2/13/70
Quarter:	51	Baltimore	2/13/70

FEWEST POINTS SCORED

Game:	65	Detroit	3/7/04
	65	at L.A. Clippers	11/18/90
Half:	25	at L.A. Clippers	4/16/12
	25	Houston	4/4/08
	25	at Miami	3/12/04
Quarter:	6	Houston	3/8/05

FIELD GOALS MADE

Game:	67	Denver	3/18/83
Half:	38	Denver	3/18/83
Quarter:	20	5 times, last, at L.A. Lakers	3/4/87
Low game:	20	Houston	11/16/14

FIELD GOALS ATTEMPTED

Game:	131	Baltimore (at Philadelphia)	12/6/69
Half:	75	Cincinnati	1/22/71
Quarter:	42	Philadelphia	11/20/67
Low game:	59	at Golden State	2/13/11
	59	Detroit	3/7/04
	59	Denver	2/24/95

FIELD GOAL PERCENTAGE

Highest:	.661	at Philadelphia	1/21/02
	(41-62)		
Lowest:	.294	2 times, last, Houston	11/16/14
	(20-68)		

FREE THROWS MADE

Game:	52	Philadelphia	11/15/69
Half:	*36	at Denver	4/7/91
Quarter:	20	4 times, last, vs. Golden State	12/5/10
Low game:	1	Detroit	11/14/14

FREE THROWS ATTEMPTED

Game:	67	Philadelphia	11/15/69
Half:	45	at New York	2/17/68
Quarter:	30	Dallas	3/15/92
Low game:	4	Dallas	1/7/85

FREE THROW PERCENTAGE

Highest:	1.000	12 times, last, Minnesota	3/13/15
	(14-14)		
Low game:	.167	Detroit	11/14/14
	(1-6)		

THREE-POINT FIELD GOALS MADE

Game:	18	at Philadelphia	11/16/04
	18	Boston	2/22/04

THREE-POINT FIELD GOALS ATTEMPTED

Game:	41	at Boston	12/10/03
-------	----	-----------	----------

REBOUNDS

Game:	94	Phoenix (2OT)	11/15/68
Half:	52	L.A. Lakers	2/8/68
Quarter:	28	5 times, last, at Detroit	2/7/80
Low game:	19	Phoenix	4/14/99

ASSISTS

Game:	52	Denver	3/18/83
Half:	28	Milwaukee	11/24/68
Quarter:	16	Kansas City	3/31/82
Low game:	6	Portland	11/1/09

PERSONAL FOULS

Game:	48	Atlanta (4OT)	2/19/82
-------	----	---------------	---------

DISQUALIFICATIONS

Game:	4	4 times, last, at Denver	11/30/85
-------	---	--------------------------	----------

STEALS

Game:	**27	Toronto	1/15/97
Half:	15	Toronto	1/15/97
	15	Minnesota	4/13/93
Quarter:	11	Toronto	1/15/97
Low game:	0	at Cleveland	11/27/73

BLOCKED SHOTS

Game:	16	2 times, last, Golden State	2/6/13
Low game:	0	Many times, last, Dallas	2/19/15

TURNOVERS

Game:	36	Atlanta	10/24/73
	36	at New York	2/17/68
Half:	23	New York	2/22/70
Quarter:	16	at Buffalo	3/4/75
Low game:	2	L.A. Lakers	3/5/13

* Tied NBA Record

** NBA Record



OPPONENT TEAM RECORDS

MOST POINTS SCORED

Game:	168	at Denver	3/16/08
Half:	95	Philadelphia	12/20/67
Quarter:	53	New York (at Philadelphia)	12/26/67
	53	Philadelphia	12/20/67

FEWEST POINTS SCORED

Game:	56	Utah	2/16/99
Half:	20	New Orleans	1/4/75
Quarter:	6	New Orleans/Oklahoma City	4/4/07

FIELD GOALS MADE

Game:	64	L.A. Lakers	4/12/85
Half:	38	Philadelphia	12/20/67
Quarter:	20	4 times, last, Cleveland	2/5/80
Low game:	20	New York	2/21/97

FIELD GOALS ATTEMPTED

Game:	131	Boston	10/17/70
Half:	72	Boston	10/17/70
Low game:	61	at Cleveland	2/25/97
	61	at Sacramento	4/21/95

FIELD GOAL PERCENTAGE

Highest:	.671	Phoenix	1/6/86
	(47-70)		
Lowest:	.287	2 times, last, Charlotte	12/26/14
	(25-87)		

FREE THROWS MADE

Game:	51	Dallas	11/6/86
Half:	31	at L.A. Lakers	4/5/88
Quarter:	20	Brooklyn	1/2/13
Low game:	2	3 times, last, at Miami	11/9/02

FREE THROWS ATTEMPTED

Game:	65	Detroit	2/16/79
	65	San Diego	12/28/67
Half:	40	Philadelphia	12/20/67
Quarter:	24	4 times, last, L.A. Clippers	3/11/15
Low game:	4	3 times, last, Portland	2/26/07

FREE THROW PERCENTAGE

Highest:	1.000	18 times, last, at Atlanta	1/23/15
	(13-13)		

THREE-POINT FIELD GOALS MADE

Game:	18	at Phoenix (2OT)	1/22/06
-------	----	------------------	---------

THREE-POINT FIELD GOALS ATTEMPTED

Game:	45	at Golden State	4/16/08
-------	----	-----------------	---------



INDIVIDUAL RECORDS

POINTS

Game:	58	Fred Brown	at Golden State	3/23/74
Half:	34	Russell Westbrook	at Minnesota	4/15/15
	34	Bob Rule	Philadelphia	11/15/69
Quarter:	25	Bob Rule	Philadelphia	11/15/69

REBOUNDS

Game:	30	Jim Fox	L.A. Lakers	12/26/73
Half:	21	Marvin Webster	at Atlanta	11/1/77
Quarter:	12	Jim Fox	at Buffalo	3/2/73
	12	Don Smith	Phoenix	1/15/72
	12	Bob Rule	New York	12/22/67

ASSISTS

Game:	25	Nate McMillan	L.A. Clippers	2/23/87
Half:	17	Nate McMillan	L.A. Clippers	2/23/87
Quarter:	11	Avery Johnson	Miami	1/5/90
	11	Nate McMillan	L.A. Clippers	2/23/87

STEALS

Game:	10	Gus Williams	New Jersey	2/22/78
	10	Fred Brown	at Philadelphia	12/3/76
Half:	8	Gus Williams	at Washington	1/23/79
	8	Fred Brown	at Philadelphia	12/3/76

BLOCKED SHOTS

Game:	10	Calvin Booth	Cleveland	1/13/04
	10	Shawn Kemp	at L.A. Lakers	1/18/91

FIELD GOALS MADE

Game:	24	Fred Brown	at Golden State	3/23/74
Half:	13	Gary Payton	L.A. Clippers	12/27/01
	13	Fred Brown	at Golden State	3/23/74
	13	Spencer Haywood	at Golden State	12/26/72
Quarter:	10	Gus Williams	at Golden State	11/10/81
	10	Bob Rule	Philadelphia	11/15/69

FIELD GOALS ATTEMPTED

Game:	43	Russell Westbrook	at Indiana	4/12/15
Half:	23	Fred Brown	at Buffalo	3/8/74

THREE-POINT FIELD GOALS MADE

Game:	9	Dale Ellis	L.A. Clippers	4/20/90
-------	---	------------	---------------	---------

THREE-POINT FIELD GOALS ATTEMPTED

Game:	17	Ray Allen	Denver	1/23/07
	17	Gary Payton	at Minnesota	12/23/99

FREE THROWS MADE

Game:	22	Kevin Durant	at Utah	10/30/13
Half:	16	Russell Westbrook	Boston	3/18/15
Quarter:	12	Shawn Kemp	at Phoenix	4/14/92

FREE THROWS ATTEMPTED

Game:	27	Spencer Haywood	Kansas City-Omaha	1/1/73
Half:	18	Russell Westbrook	Boston	3/18/15
	18	Lenny Wilkens	at Philadelphia	11/8/69
Quarter:	15	Shawn Kemp	at Phoenix	4/14/92



OPPONENT INDIVIDUAL RECORDS

POINTS

Game:	60	Tom Chambers	at Phoenix	3/24/90
Half:	35	Tom Chambers	at Phoenix	3/24/90
Quarter:	25	Gerald Green	at Phoenix	3/6/14
	25	Steve Smith	at Atlanta	3/14/97

REBOUNDS

Game:	38	Wilt Chamberlain	Philadelphia	12/20/67
Half:	24	Wilt Chamberlain	Philadelphia	12/20/67
Quarter:	14	Bill Russell	at Boston	11/8/68
	14	Wilt Chamberlain	Philadelphia	12/20/67

ASSISTS

Game:	23	Magic Johnson	at L.A. Lakers	2/21/84
Half:	18	Magic Johnson	at L.A. Lakers	2/21/84
Quarter:	12	Magic Johnson	at L.A. Lakers	2/21/84

STEALS

Game:	10	Jerry West	at L.A. Lakers	12/7/73
Half:	6	Thaddeus Young	at Philadelphia	1/25/14
	6	Michael Williams	at Minnesota	2/24/93

BLOCKED SHOTS

Game:	12	Hakeem Olajuwon	at Houston (OT)	3/10/87
Half:	7	Hakeem Olajuwon	Houston (at Japan)	11/7/92
	7	Joel Przybilla	Portland	4/2/06

FIELD GOALS MADE

Game:	23	Antawn Jamison	Golden State	12/3/00
Half:	15	Tom Chambers	at Phoenix	3/24/90
Quarter:	10	Ralph Sampson	Houston	1/6/84

FIELD GOALS ATTEMPTED

Game:	44	Kobe Bryant	L.A. Lakers (OT)	1/14/08
	39	Nate Archibald	at Kansas City-Omaha	11/15/72
Half:	24	Elvin Hayes	at San Diego	11/22/68

THREE-POINT FIELD GOALS MADE

Game:	*12	Kobe Bryant	at L.A. Lakers	1/7/03
-------	-----	-------------	----------------	--------

THREE-POINT FIELD GOALS ATTEMPTED

Game:	18	Kobe Bryant	at L.A. Lakers	1/7/03
-------	----	-------------	----------------	--------

FREE THROWS MADE

Game:	21	Connie Hawkins	at Phoenix	1/17/70
Half:	15	Dwight Howard	vs. Orlando	1/13/11
	15	Allen Leavell	at Houston	11/14/82
	15	Connie Hawkins	at Phoenix	1/17/70
Quarter:	12	Allen Leavell	at Houston	11/14/82

FREE THROWS ATTEMPTED

Game:	30	Wilt Chamberlain	Philadelphia (at Boston)	12/1/67
Half:	18	Wilt Chamberlain	Philadelphia (at New York)	12/12/67
Quarter:	15	Wilt Chamberlain	Philadelphia (at New York)	12/12/67

* Tied NBA Record



ALL-TIME CAREER LEADERS

POINTS

1.	Gary Payton	18,207
2.	Kevin Durant	15,537
2.	Fred Brown	14,018
4.	Jack Sikma	12,034
5.	Russell Westbrook	10,720
6.	Rashard Lewis	10,251
7.	Shawn Kemp	10,148
8.	Gus Williams	9,676
9.	Dale Ellis	9,405
10.	Xavier McDaniel	8,438

REBOUNDS

1.	Jack Sikma	7,729
2.	Shawn Kemp	5,978
3.	Nick Collison	4,479
4.	Gary Payton	4,240
5.	Michael Cage	3,975
6.	Spencer Haywood	3,954
7.	Kevin Durant	3,929
8.	Rashard Lewis	3,595
9.	Serge Ibaka	3,342
10.	Nate McMillan	3,222

STEALS

1.	Gary Payton	2,107
2.	Nate McMillan	1,544
3.	Fred Brown	1,149
4.	Gus Williams	1,086
5.	Russell Westbrook	858
6.	Don "Slick" Watts	833
7.	Shawn Kemp	775
8.	Jack Sikma	755
9.	Rashard Lewis	708
10.	Kevin Durant	705

GAMES PLAYED

1.	Gary Payton	999
2.	Fred Brown	963
3.	Nick Collison	816
4.	Nate McMillan	796
5.	Jack Sikma	715
6.	Shawn Kemp	625
7.	Rashard Lewis	617
8.	Kevin Durant	569
9.	Russell Westbrook	507
10.	Michael Cage	490

PERSONAL FOULS

1.	Gary Payton	2,577
2.	Jack Sikma	2,473
3.	Nate McMillan	2,408
4.	Shawn Kemp	2,379
5.	Nick Collison	2,376
6.	Fred Brown	1,937
7.	Rashard Lewis	1,477
8.	Tom Chambers	1,473
9.	Xavier McDaniel	1,347
10.	Derrick McKey	1,318

SCORING AVERAGE (MINIMUM 200 GAMES)

1.	Kevin Durant	27.3
2.	Spencer Haywood	24.9
3.	Ray Allen	24.6
4.	Bob Rule	21.4
5.	Russell Westbrook	21.1
6.	Dale Ellis	20.9
7.	Xavier McDaniel	20.7
8.	Tom Chambers	20.4
9.	Gus Williams	20.3
10.	Lenny Wilkens	19.5

ASSISTS

1.	Gary Payton	7,384
2.	Nate McMillan	4,893
3.	Russell Westbrook	3,619
4.	Fred Brown	3,160
5.	Gus Williams	2,865
6.	Lenny Wilkens	2,777
7.	Jack Sikma	2,345
8.	Don "Slick" Watts	2,274
9.	Kevin Durant	2,002
10.	Luke Ridnour	1,805

BLOCKED SHOTS

1.	Serge Ibaka	1,152
2.	Shawn Kemp	959
3.	Jack Sikma	705
4.	Kevin Durant	554
5.	Alton Lister	500
6.	Nick Collison	451
7.	Tom Burleson	420
8.	Derrick McKey	375
9.	Rashard Lewis	362
10.	Nate McMillan	356

MINUTES

1.	Gary Payton	36,858
2.	Jack Sikma	24,707
3.	Fred Brown	24,422
4.	Rashard Lewis	20,921
5.	Kevin Durant	21,630
6.	Nate McMillan	20,462
7.	Shawn Kemp	18,609
8.	Nick Collison	17,701
9.	Russell Westbrook	17,234
10.	Gus Williams	16,262

DISQUALIFICATIONS

1.	Shawn Kemp	79
2.	Nate McMillan	43
3.	Jack Sikma	40
4.	Lonnie Shelton	38
5.	Tom Meschery	36
6.	Tom Chambers	31
7.	Nick Collison	29
8T.	Bob Rule	24
8T.	Don "Slick" Watts	24
10T.	Alton Lister	22
10T.	Dick Snyder	22



ALL-TIME CAREER LEADERS

FIELD GOALS MADE

1.	Gary Payton	7,292
2.	Fred Brown	6,006
3.	Kevin Durant	5,214
4.	Jack Sikma	4,493
5.	Gus Williams	3,978
6.	Rashard Lewis	3,762
7.	Russell Westbrook	3,759
8.	Shawn Kemp	3,672
9.	Dale Ellis	3,611
10.	Xavier McDaniel	3,496

FREE THROWS MADE

1.	Kevin Durant	4,152
2.	Jack Sikma	3,044
3.	Russell Westbrook	2,797
4.	Shawn Kemp	2,780
5.	Gary Payton	2,706
6.	Tom Chambers	2,150
7.	Lenny Wilkens	1,926
8.	Fred Brown	1,896
9.	Spencer Haywood	1,795
10.	Detlef Schrempf	1,774

THREE-POINT FIELD GOALS MADE

1.	Rashard Lewis	973
2.	Kevin Durant	957
3.	Gary Payton	917
4.	Ray Allen	869
5.	Dale Ellis	699
6.	Brent Barry	669
7.	Sam Perkins	592
8.	Vladimir Radmanovic	510
9.	Hersey Hawkins	469
10.	Russell Westbrook	405

FIELD GOAL PERCENTAGE (MINIMUM 1,000 ATTS.)

1.	James Donaldson	.584
2.	Nick Collison	.534
3.	Serge Ibaka	.533
4.	Chris Wilcox	.537
5.	Michael Cage	.522
6.	Shawn Kemp	.521
7.	Sedale Threatt	.509
8.	Olden Polynice	.505
9.	Danny Vranes	.504
10.	Dick Snyder	.503

FIELD GOALS ATTEMPTED

1.	Gary Payton	15,562
2.	Fred Brown	12,568
3.	Kevin Durant	10,897
4.	Jack Sikma	9,539
5.	Russell Westbrook	8,708
6.	Gus Williams	8,374
7.	Rashard Lewis	8,162
8.	Dale Ellis	7,246
9.	Xavier McDaniel	7,074
10.	Shawn Kemp	7,054

FREE THROWS ATTEMPTED

1.	Kevin Durant	4,714
2.	Shawn Kemp	3,808
3.	Gary Payton	3,726
4.	Jack Sikma	3,641
5.	Russell Westbrook	3,416
6.	Tom Chambers	2,603
7.	Lenny Wilkens	2,460
8.	Gus Williams	2,216
9.	Fred Brown	2,211
10.	Spencer Haywood	2,207

THREE-POINT FIELD GOALS ATTEMPTED

1.	Gary Payton	2,855
2.	Rashard Lewis	2,519
3.	Kevin Durant	2,528
4.	Ray Allen	2,252
5.	Dale Ellis	1,674
6.	Brent Barry	1,560
7.	Sam Perkins	1,549
8.	Vladimir Radmanovic	1,352
9.	Russell Westbrook	1,334
10.	Hersey Hawkins	1,216

FREE THROW PERCENTAGE (MINIMUM 500 ATTS.)

1.	Ricky Pierce	.906
2.	Ray Allen	.899
3.	Eddie A. Johnson	.891
4.	Kevin Durant	.881
5.	Hersey Hawkins	.876
6.	Kevin Durant	.867
7.	Fred Brown	.858
8.	Luke Ridnour	.855
9.	Dick Snyder	.843
10.	Jack Sikma	.836



OKLAHOMA CITY TEAM RECORDS

MOST POINTS SCORED

Game:	149	Minnesota (2OT)	3/23/12
Half:	79	Orlando	1/18/15
Quarter:	47	Minnesota	4/15/15

FEWEST POINTS SCORED

Game:	72	Portland	4/3/09
Half:	25	at L.A. Clippers	4/16/12
Quarter:	10	at Philadelphia	2/29/12
Low:	10	at Memphis	12/11/09

FIELD GOALS MADE

Game:	60	Minnesota (2OT)	3/23/12
Half:	32	at Orlando	1/18/15
Quarter:	18	Golden State	1/17/14
Low:	20	Houston	11/16/14

FIELD GOALS ATTEMPTED

Game:	113	Minnesota (2OT)	3/23/12
Half:	59	L.A. Clippers	4/6/11
Quarter:	33	at Golden State	4/11/10
Low:	59	at Golden State	2/13/11

FIELD GOAL PERCENTAGE

Highest:	.636	Brooklyn	1/31/14
	(49-77)		
Lowest:	.294	Houston	11/16/14
	(20-68)		

FREE THROWS MADE

Game:	44	Phoenix (OT)	12/13/14
Half:	30	Golden State	12/5/10
Quarter:	20	Golden State	12/5/10
Low:	1	Detroit (OT)	11/14/14

FREE THROWS ATTEMPTED

Game:	49	Phoenix (OT)	12/31/14
Half:	33	vs. Golden State	12/5/10
Quarter:	22	at Denver	4/5/11
Low:	6	Detroit (OT)	11/14/14

FREE THROW PERCENTAGE

Highest:	1.000	5 times, last, Minnesota	3/13/15
	(14-14)		
Lowest:	.167	Detroit (OT)	11/14/14
	(1-6)		

THREE-POINT FIELD GOALS MADE

Game:	16	at Miami	1/29/14
Half:	11	2 times, last, Houston	4/5/15
Quarter:	7	at Utah	4/6/10
Low:	0	2 times, last, at New Jersey	12/28/09

THREE-POINT FIELD GOALS ATTEMPTED

Game:	36	2 times, last, Detroit	11/14/14
Half:	22	3 times, last, Dallas	4/1/15
Quarter:	12	4 times, last, at Phoenix	3/29/15
Low:	3	Minnesota	11/2/08

THREE-POINT FIELD GOAL PERCENTAGE

Highest:	.667	4 times, last, Portland	1/21/14
	(10-15)		
Lowest:	.000	2 times, last, at New Jersey	12/28/09
	(0-4)		

REBOUNDS

Game:	71	Dallas	2/19/15
Half:	43	Orlando	11/12/08
Quarter:	24	3 times, last, Chicago	3/15/15
Low:	26	at Utah	2/12/13

ASSISTS

Game:	36	at L.A. Clippers	4/15/09
Half:	21	Denver	2/22/15
Quarter:	13	2 times, last, Denver	2/22/15
Low:	6	Portland	11/1/09

PERSONAL FOULS

Game:	34	2 times, last, at Dallas	3/16/15
-------	----	--------------------------	---------

DISQUALIFICATIONS

Game:	2	5 times, last, at Dallas	3/16/15
-------	---	--------------------------	---------

STEALS

Game:	17	at L.A. Clippers	4/15/09
Half:	11	3 times, last, Minnesota	3/25/11
Quarter:	7	4 times, last, Utah	1/19/15
Low:	1	2 times, last, at Boston	11/12/14

BLOCKED SHOTS

Game:	17	at Sacramento	2/9/12
Half:	11	Houston	11/16/14
Quarter:	8	Houston	11/16/14
Low:	0	6 times, last, Dallas	2/19/15

TURNOVERS:

Game:	27	at L.A. Clippers	10/30/14
Half:	18	Dallas	11/6/13
Quarter:	11	2 times, last, Charlotte	4/10/09
Low:	2	L.A. Lakers	3/5/13

OKLAHOMA CITY OPPONENT TEAM RECORDS



MOST POINTS SCORED

Game:	140	3 times, last, Minnesota (2OT)	3/23/12
Half:	79	at Phoenix	2/20/09
Quarter:	44	L.A. Clippers	2/23/14

FEWEST POINTS SCORED

Game:	69	2 times, last, at Phoenix	2/10/13
Half:	24	Charlotte	11/26/12
Quarter:	7	at Portland	4/12/13

FIELD GOALS MADE

Game:	56	Dallas	4/1/15
Half:	30	2 times, last, Dallas	4/1/15
Quarter:	17	Boston	3/31/10
Low:	23	Charlotte	11/26/12

FIELD GOALS ATTEMPTED

Game:	108	Washington (2OT)	1/28/11
Half:	56	at Golden State	2/13/11
Quarter:	33	Denver	2/4/09
Low:	67	2 times, last, Brooklyn	11/21/15

FIELD GOAL PERCENTAGE

Highest:	.615	Dallas	4/1/15
	(56-91)		
Lowest:	.287	Charlotte	12/26/15
	(25-87)		

FREE THROWS MADE

Game:	38	2 times, last, at Sacramento	4/11/11
Half:	26	at Sacramento	4/11/11
Quarter:	20	Brooklyn	1/2/13
Low:	3	Detroit	1/16/09

FREE THROWS ATTEMPTED

Game:	50	Houston	4/5/15
Half:	34	Houston	4/5/15
Quarter:	24	L.A. Clippers	3/11/15
Low:	8	2 times, last, Chicago	1/27/10

FREE THROW PERCENTAGE

Highest:	1.000	10 times, last, at Atlanta	1/23/15
	(13-13)		
Lowest:	.375	Detroit	1/16/09
	(3-8)		

THREE-POINT FIELD GOALS MADE

Game:	17	Portland (OT)	12/23/14
Half:	12	at Houston	1/16/14
Quarter:	9	at Houston	1/16/14
Low:	0	2 times, last, at Washington	3/14/11

THREE-POINT FIELD GOALS ATTEMPTED

Game:	38	at Dallas (OT)	3/25/14
Half:	22	2 times, last, Boston	3/18/15
Quarter:	14	2 times, last, Boston	3/18/15
Low:	5	Memphis (OT)	2/8/11

THREE-POINT FIELD GOAL PERCENTAGE

Highest:	.714	at Charlotte	3/17/10
	(5-7)		
Lowest:	.000	2 times, last, at Washington	3/14/11
	(0-9)		

REBOUNDS

Game:	68	Washington (OT)	1/21/15
Half:	41	at Memphis	12/11/09
Quarter:	26	at Memphis	12/11/09
Low:	25	New Orleans	2/27/13

ASSISTS

Game:	36	at Phoenix	2/20/09
Half:	22	at Utah	1/30/09
Quarter:	12	7 times, last, at San Antonio	12/25/14
Low:	7	L.A. Lakers	3/26/10

PERSONAL FOULS

Game:	35	Phoenix (OT)	12/31/14
-------	----	--------------	----------

DISQUALIFICATIONS

Game:	2	3 times, last, Phoenix (OT)	12/31/14
-------	---	-----------------------------	----------

STEALS

Game:	16	3 times, last, L.A. Clippers	11/21/12
Half:	11	2 times, last, at L.A. Clippers	11/13/13
Quarter:	8	2 times, last, Sacramento	11/9/14
Low:	0	L.A. Lakers	3/5/13

BLOCKED SHOTS

Game:	16	2 times, last, L.A. Lakers	11/3/09
Half:	9	Orlando	11/12/08
Quarter:	6	Miami	1/18/09
Low:	0	8 times, last, at Cleveland	3/20/14

TURNOVERS:

Game:	26	L.A. Lakers	11/3/09
Half:	16	2 times, last, at L.A. Clippers	3/3/13
Quarter:	12	New Jersey	12/29/10
Low:	5	2 times, last, at Portland	4/1/11



OKLAHOMA CITY INDIVIDUAL RECORDS

POINTS

Game:	54	Russell Westbrook	at Indiana	4/12/15
Half:	54	Kevin Durant	Golden State	1/17/14
Quarter:	34	Russell Westbrook	at Minnesota	4/15/15
	23	Kevin Durant	at Minnesota	1/4/14
	23	Russell Westbrook	at Minnesota	4/15/15

REBOUNDS

Game:	22	Serge Ibaka	Dallas	2/19/15
Half:	13	Steven Adams	at Phoenix	3/29/15
Quarter:	10	3 times, last, Enes Kanter	at Minnesota	4/15/15

ASSISTS

Game:	17	3 times, last, Russell Westbrook	Miami	3/22/15
Half:	12	Russell Westbrook	Denver	2/22/15
Quarter:	10	Russell Westbrook	Denver	2/22/15

STEALS

Game:	8	Russell Westbrook	at Golden State	2/6/10
Half:	5	5 times, last, Russell Westbrook	San Antonio	4/7/15
Quarter:	4	3 times, last, Reggie Jackson	at Houston	1/16/14

BLOCKED SHOTS

Game:	11	Serge Ibaka	Portland (OT)	2/6/12
-------	----	-------------	---------------	--------

FIELD GOALS MADE

Game:	21	Russell Westbrook	at Indiana	4/12/15
Half:	15	Kevin Durant	at L.A. Clippers	1/23/09
Quarter:	9	2 times, last, Russell Westbrook	at Indiana	4/12/15

FIELD GOAL ATTEMPTED

Game:	43	Russell Westbrook	at Indiana	4/12/15
Half:	22	Russell Westbrook	at Indiana	4/12/15
Quarter:	15	Kevin Durant	at Golden State	4/11/10

THREE-POINT FIELD GOALS MADE

Game:	7	3 times, last, Kevin Durant	at Denver	2/9/15
Half:	5	9 times, last, Anthony Morrow	Houston	4/5/15
Quarter:	4	9 times, last, Anthony Morrow	Atlanta	3/20/15

THREE-POINT FIELD GOALS ATTEMPTED

Game:	15	3 times, last, Russell Westbrook	at Indiana	4/12/15
Half:	10	Kevin Durant	at L.A. Lakers	2/13/14
	10	Kevin Durant	at Utah	1/7/14
Quarter:	7	Russell Westbrook	Houston	4/5/15

FREE THROWS MADE

Game:	24	Kevin Durant	at L.A. Clippers	1/23/09
Half:	16	Russell Westbrook	Boston	3/18/15
Quarter:	11	Kevin Durant	at Utah	1/7/14

FREE THROWS ATTEMPTED

Game:	26	Kevin Durant	Golden State	12/8/08
Half:	18	Russell Westbrook	Boston	3/18/15
Quarter:	11	Kevin Durant	Utah	3/23/11



OKLAHOMA CITY OPPONENT INDIVIDUAL RECORDS

POINTS

Game:	51	Kevin Love	Minnesota (2OT)	3/23/12
Half:	32	Tyreke Evans	at New Orleans	4/14/14
Quarter:	25	Gerald Green	at Phoenix	3/6/14

REBOUNDS

Game:	23	Dwight Howard	at Orlando	12/5/08
Half:	16	Zach Randolph	at Memphis	12/11/09
Quarter:	13	Zach Randolph	at Memphis	12/11/09

ASSISTS

Game:	17	Kendall Marshall	at L.A. Lakers	2/13/14
Half:	10	3 times, last, Zach LaVine	at Minnesota	4/15/15
Quarter:	8	4 times, last, Chris Paul	L.A. Clippers	11/21/13

STEALS

Game:	8	Thaddeus Young	at Philadelphia	1/25/14
Half:	6	Thaddeus Young	at Philadelphia	1/25/14
Quarter:	4	10 times, last, James Johnson	Toronto	3/8/15

BLOCKED SHOTS

Game:	10	Dwight Howard	Orlando	11/12/08
-------	----	---------------	---------	----------

FIELD GOALS MADE

Game:	18	Monta Ellis	at Golden State	2/7/12
Half:	12	LaMarcus Aldridge	at Portland	12/4/13
Quarter:	9	Isaiah Thomas	Sacramento	12/14/12

FIELD GOAL ATTEMPTED

Game:	33	Nick Young	Washington (2OT)	1/28/11
Half:	19	Gerald Wallace	Portland	3/27/11
Quarter:	14	Isaiah Thomas	at Sacramento	12/4/13
	14	Steph Curry	at Golden State	1/23/13

THREE-POINT FIELD GOALS MADE

Game:	8	3 times, last, Isaiah Canaan	Philadelphia (OT)	3/4/15
Half:	6	Gerald Green	at Phoenix	3/6/14
Quarter:	6	Gerald Green	at Phoenix	3/6/14

THREE-POINT FIELD GOALS ATTEMPTED

Game:	14	Steph Curry	at Golden State	1/23/13
Half:	10	Gerald Green	at Phoenix	3/6/14
	10	Steph Curry	at Golden State	1/23/13
Quarter:	8	Steph Curry	at Golden State	1/23/13

FREE THROWS MADE

Game:	18	DeMarcus Cousins	at Sacramento	4/11/11
Half:	15	Dwight Howard	Orlando	1/13/11
Quarter:	9	2 times, last, Zach Randolph	at Memphis	1/4/11

FREE THROWS ATTEMPTED

Game:	22	DeAndre Jordan	L.A. Clippers	3/11/15
Half:	17	2 times, last, DeMarcus Cousins	at Sacramento	4/11/11
Quarter:	16	DeAndre Jordan	L.A. Clippers	3/11/15



GREATEST INDIVIDUAL PERFORMANCES

POINTS

58	Fred Brown	at Golden State	3/23/74
54	Russell Westbrook	at Indiana	4/12/15
54	Kevin Durant	vs. Golden State	1/17/14
54	Ray Allen	Utah (OT)	1/12/07
53	Dale Ellis	at Milwaukee (3OT)	11/9/89
52	Kevin Durant	at Dallas (OT)	1/18/13
51	Kevin Durant	at Toronto (2OT)	3/21/14
51	Kevin Durant	Denver (OT)	2/19/12
51	Spencer Haywood	Kansas City-Omaha	1/3/73
50	Rashard Lewis	L.A. Clippers (at Japan)	10/31/03
49	Russell Westbrook	Philadelphia (OT)	3/4/15
49	Dale Ellis	Sacramento	1/5/89
49	Bob Rule	Philadelphia	11/15/69
48	Russell Westbrook	New Orleans	2/6/15
48	Spencer Haywood	Cleveland	1/7/72
48	Kevin Durant	at Utah	1/7/14
48	Kevin Durant	at Minnesota	1/4/14

REBOUNDS

30	Jim Fox	L.A. Lakers	12/26/73
29	Marvin Webster	at Atlanta	11/1/77
29	Jim Fox	Golden State	2/16/73
27	Bob Rule	New York	12/22/67
25	Jack Sikma	at Utah	2/10/83
25	Jack Sikma	Kansas City	12/17/82
25	Spencer Haywood	L.A. Lakers	3/25/73
25	Pete Cross	Portland	1/1/71
24	Chris Wilcox	Houston	4/4/06
24	Marvin Webster	at Indiana (OT)	11/2/77
24	Spencer Haywood	Capital (Washington)	12/14/73
24	Spencer Haywood	at Philadelphia	12/12/73
24	Spencer Haywood	Portland	12/18/71
24	Pete Cross	Cleveland	11/13/70
24	Don Smith	Phoenix	10/21/70

ASSISTS

25	Nate McMillan	L.A. Clippers	2/23/87
21	Nate McMillan	Sacramento	3/31/87
20	Gus Williams	Dallas	12/9/83
19	Nate McMillan	at Portland	2/18/89
19	Lenny Wilkens	L.A. Lakers	10/30/71
19	Lenny Wilkens	Portland	10/23/70
18	Gary Payton	at Houston	11/5/02
18	Avery Johnson	Miami	1/5/90
18	Don "Slick" Watts	at Chicago (2OT)	12/21/76
18	Lenny Wilkens	Phoenix	11/29/69
17	Russell Westbrook	Miami	3/22/15
17	Russell Westbrook	Toronto	3/8/15
17	Russell Westbrook	Denver	2/22/15
17	Gary Payton	at Washington	11/10/99
17	Gary Payton	Charlotte	3/27/96
17	Nate McMillan	at Orlando	2/20/90
17	Nate McMillan	L.A. Lakers	3/1/88
17	Don "Slick" Watts	Cleveland	12/11/74
17	Don "Slick" Watts	Chicago (OT)	1/4/74
17	Lenny Wilkens	Buffalo	1/28/71
17	Lenny Wilkens	Chicago	10/28/69
17	Walt Hazzard	New York (at Philadelphia)	12/26/67

OPPONENT GREATEST INDIVIDUAL PERFORMANCES



POINTS

60	Tom Chambers	at Phoenix	3/24/90
53	Wilt Chamberlain	Philadelphia	12/20/67
52	Bob McAdoo	Buffalo	3/17/76
52	Wilt Chamberlain	Philadelphia (at Boston)	12/1/67
51	Kevin Love	Minnesota (2OT)	3/23/12
51	Antawn Jamison	Golden State	12/3/00
51	Lew Alcindor	Milwaukee	2/19/71
50	Kobe Bryant	at L.A. Lakers	4/15/07
50	Elvin Hayes	at San Diego	11/20/70
49	Elvin Hayes	at San Diego (OT)	1/30/70
48	Monta Ellis	at Golden State	2/7/12
48	Kobe Bryant	L.A. Lakers (OT)	1/14/08
48	Kiki Vandeweghe	Portland	3/5/87
48	Nate Archibald	at Kansas City-Omaha	1/16/73
48	Hal Greer	Philadelphia	2/5/69

REBOUNDS

38	Wilt Chamberlain	Philadelphia	12/20/67
37	Wilt Chamberlain	Philadelphia (at Boston)	12/1/67
33	Bob Lanier	at Detroit	12/22/72
33	Wilt Chamberlain	L.A. Lakers	2/12/69
32	Moses Malone	at Houston	2/11/82
32	Bill Bridges	at Philadelphia	3/19/72
30	Michael Cage	at L.A. Clippers	4/24/88
29	Lew Alcindor	Milwaukee	2/19/71
29	Nate Thurmond	San Francisco	11/25/69
29	Nate Thurmond	San Francisco	12/24/67

ASSISTS

23	Magic Johnson	at L.A. Lakers	2/21/84
21	Gary Grant	at L.A. Clippers	1/18/90
21	Magic Johnson	at L.A. Lakers	4/23/89
20	Nick Van Exel	at Denver	12/2/00
20	Lenny Wilkens	at Cleveland	11/27/73
19	Jason Kidd	Phoenix	3/4/99
19	Tim Hardaway	at Golden State	2/18/95
19	John Stockton	Utah	2/27/92
19	Magic Johnson	at L.A. Lakers	3/4/87
19	Nate Archibald	Kansas City	11/10/72
18	Mike Bibby	Vancouver	1/12/01
18	Jason Kidd	at Dallas (OT)	12/12/95
18	John Stockton	at Utah	1/24/94
18	Tim Hardaway	at Golden State	4/25/93
18	Magic Johnson	L.A. Lakers	4/4/89
18	Reggie Theus	Sacramento	2/25/86
18	Johnny Moore	at San Antonio	11/6/83
18	Nate Archibald	Boston	2/16/83
18	Magic Johnson	at L.A. Lakers	2/16/82
18	Wes Matthews	at Atlanta	3/1/81



ALL-TIME 40+ POINTS PERFORMANCES

PLAYER	OPPONENT	DATE	POINTS	PLAYER	OPPONENT	DATE	POINTS
Fred Brown	at Golden State	3/23/74	58	Dale Ellis	at Sacramento	1/26/88	42
Russell Westbrook	at Indiana	4/12/15	54	Tom Chambers	Sacramento	12/17/87	42
Kevin Durant	vs. Golden State	1/17/14	54	Tom Chambers	at Houston (2OT)	3/10/87	42
Ray Allen	Utah (OT)	1/12/07	54	Gus Williams	Utah	1/15/82	42
Dale Ellis	at Milwaukee	11/11/89	53	Fred Brown	at Cleveland	12/30/76	42
Kevin Durant	at Dallas (OT)	1/18/13	52	Spencer Haywood	at Golden State	12/26/72	42
Kevin Durant	at Toronto (2OT)	3/21/14	51	Bob Rule	San Diego (at Eugene)	2/18/70	42
Kevin Durant	Denver (OT)	2/19/12	51	Bob Rule	Detroit	11/16/68	42
Spencer Haywood	Kansas City-Omaha	1/3/73	51	Kevin Durant	New York	2/9/14	41
Rashard Lewis	L.A. Clippers (at Japan)	10/31/03	50	Kevin Durant	Atlanta	1/27/14	41
Russell Westbrook	Philadelphia (OT)	3/4/15	49	Kevin Durant	at Phoenix	1/14/13	41
Dale Ellis	Sacramento	1/5/89	49	Kevin Durant	at Atlanta	12/19/12	41
Bob Rule	Philadelphia	11/15/69	49	Kevin Durant	Golden State	12/8/08	41
Russell Westbrook	New Orleans	2/6/15	48	Damien Wilkins	at Atlanta (2OT)	11/16/97	41
Kevin Durant	at Utah	1/7/14	48	Rashard Lewis	at Toronto (OT)	11/13/05	41
Kevin Durant	at Minnesota	1/4/14	48	Ray Allen	L.A. Clippers	1/24/04	41
Spencer Haywood	Cleveland	1/7/72	48	Gary Payton	Washington	2/15/00	41
Kevin Durant	at Minnesota (OT)	1/26/11	47	Vin Baker	Indiana	2/4/98	41
Dale Ellis	Detroit	1/22/88	47	Xavier McDaniel	Portland (3OT)	12/1/90	41
Dale Ellis	San Antonio	1/9/88	47	Xavier McDaniel	New York	1/20/88	41
John Brisker	at Kansas City-Omaha	11/25/73	47	Dale Ellis	at L.A. Clippers (OT)	1/16/88	41
Bob Rule	L.A. Lakers	11/21/69	47	Dale Ellis	at L.A. Clippers	4/16/87	41
Bob Rule	Cincinnati	3/1/69	47	Gus Williams	at San Diego (OT)	4/8/82	41
Kevin Durant	New Orleans	2/17/09	47	Gus Williams	at Phoenix	3/21/82	41
Kevin Durant	Portland	1/21/14	46	Gus Williams	Phoenix	11/28/79	41
Kevin Durant	at L.A. Clippers	1/23/09	46	Fred Brown	at New Orleans	11/9/75	41
Dale Ellis	at Utah	11/4/88	46	Dick Snyder	at Atlanta	1/19/74	41
Tom Chambers	Houston	1/6/88	46	Lenny Wilkens	Atlanta	11/29/70	41
Bob Rule	at Cincinnati	3/13/68	46	Bob Rule	Boston	12/26/69	41
Russell Westbrook	at New Orleans	2/4/15	45	Walt Hazzard	at Detroit	1/19/68	41
Russell Westbrook	Minnesota (2OT)	3/23/12	45	Russell Westbrook	Houston	4/5/15	40
Kevin Durant	at Utah (OT)	4/6/10	45	Russell Westbrook	at Portland	2/27/15	40
Kevin Durant	San Antonio	3/22/10	45	Russell Westbrook	at Denver	2/9/15	40
Kevin Durant	Golden State	1/31/10	45	Russell Westbrook	at New York	1/28/15	40
Rashard Lewis	Orlando	1/11/06	45	Russell Westbrook	Portland (OT)	12/23/14	40
Walt Hazzard	Cincinnati (at Phoenix)(OT)	2/5/68	45	Kevin Durant	Miami	2/14/13	40
Walt Hazzard	San Diego	12/28/67	45	Kevin Durant	Dallas	12/27/12	40
Bob Rule	at L.A. Lakers	12/14/69	45	James Harden	at Phoenix	4/18/12	40
Kevin Durant	Phoenix (OT)	12/31/14	44	Kevin Durant	Minnesota (2OT)	3/23/12	40
Kevin Durant	at Indiana	4/6/12	44	Russell Westbrook	Denver (OT)	2/19/12	40
Kevin Durant	Denver	12/25/10	44	Kevin Durant	Washington (2OT)	1/28/11	40
Ray Allen	Denver	1/23/07	44	Kevin Durant	Memphis	1/8/11	40
Gary Payton	at Minnesota (OT)	3/4/01	44	Kevin Durant	at Golden State	4/11/10	40
Spencer Haywood	at Portland (OT)	2/13/72	44	Kevin Durant	Minnesota	4/4/10	40
Russell Westbrook	at Chicago	3/5/15	43	Kevin Durant	Indiana	1/9/10	40
Kevin Durant	at Dallas (OT)	3/25/14	43	Kevin Durant	at New Jersey	12/28/09	40
Kevin Durant	at L.A. Lakers	2/13/14	43	Kevin Durant	L.A. Clippers	11/15/09	40
Kevin Durant	at Minnesota (2OT)	3/23/12	43	Ray Allen	New York (OT)	3/25/05	40
Kevin Durant	New Orleans	2/2/11	43	Ray Allen	Utah (OT)	2/25/04	40
Russell Westbrook	at Indiana (OT)	11/26/10	43	Ray Allen	at L.A. Clippers	3/1/03	40
Gary Payton	L.A. Clippers	12/27/01	43	Gary Payton	Indiana (OT)	12/4/02	40
Gary Payton	at Houston	4/16/00	43	Gary Payton	at Vancouver	3/13/00	40
Dale Ellis	at Sacramento (OT)	4/19/90	43	Dale Ellis	at Utah	2/1/88	40
Kevin Durant	Detroit	4/16/14	42	Xavier McDaniel	at New York (OT)	3/23/87	40
Kevin Durant	Houston	3/11/14	42	Dale Ellis	at Sacramento	3/15/87	40
Kevin Durant	Philadelphia	3/4/14	42	Dale Ellis	at Phoenix	2/28/87	40
Kevin Durant	L.A. Clippers	2/23/14	42	Dale Ellis	at Philadelphia (OT)	1/21/87	40
Kevin Durant	at Utah	10/30/13	42	Spencer Haywood	Portland	3/30/75	40
Kevin Durant	at L.A. Lakers	11/11/13	42	Fred Brown	at Philadelphia (OT)	11/29/74	40
Kevin Durant	at Golden State	4/16/08	42	Fred Brown	at Portland	11/23/74	40
Ray Allen	at Phoenix (2OT)	1/22/06	42	Spencer Haywood	L.A. Lakers	10/30/74	40
Ray Allen	Portland (OT)	1/5/04	42	Spencer Haywood	Buffalo	2/11/73	40
Shawn Kemp	at L.A. Clippers (2OT)	12/10/94	42	TOTAL: 115			
Dale Ellis	L.A. Lakers	1/3/89	42				

40+ POINTS LEADERS

Kevin Durant	43	Gary Payton	6	Walt Hazzard	3	Shawn Kemp	1
Dale Ellis	14	Fred Brown	5	Xavier McDaniel	3	Dick Snyder	1
Russell Westbrook	12	Gus Williams	4	James Harden	1	Lenny Wilkens	1
Ray Allen	8	Rashard Lewis	3	Vin Baker	1	Damien Wilkins	1
Bob Rule	8	Tom Chambers	3	John Brisker	1	TOTAL:	126
Spencer Haywood	7						



ALL-TIME 20+ REBOUNDS PERFORMANCES

PLAYER	OPPONENT	DATE	REBOUNDS	PLAYER	OPPONENT	DATE	REBOUNDS
Jim Fox	L.A. Lakers	12/26/73	30	Jack Sikma	Portland	11/25/81	21
Marvin Webster	at Atlanta	11/1/77	29	James Bailey	L.A. Lakers	12/12/80	21
Jim Fox	Golden State (OT)	2/16/73	29	Jack Sikma	at Kansas City (OT)	11/30/79	21
Bob Rule	New York	12/22/67	27	Marvin Webster	at Philadelphia	2/12/78	21
Jack Sikma	at Utah	2/10/83	25	Marvin Webster	at L.A. Lakers	12/16/77	21
Jack Sikma	Kansas City	12/17/82	25	Spencer Haywood	at Buffalo	3/8/74	21
Spencer Haywood	L.A. Lakers	3/25/73	25	Spencer Haywood	at Detroit	3/1/74	21
Pete Cross	Portland	1/1/71	25	Jim Fox	Chicago	1/4/74	21
Chris Wilcox	Houston	4/4/06	24	Spencer Haywood	Cincinnati	2/26/72	21
Marvin Webster	at Indiana (OT)	11/2/77	24	Pete Cross	Cincinnati	2/10/72	21
Spencer Haywood	Capital	12/14/73	24	Don Smith	at Philadelphia	12/01/71	21
Spencer Haywood	at Philadelphia	12/12/73	24	Pete Cross	at Cincinnati	1/9/71	21
Spencer Haywood	Portland	12/18/71	24	Tom Black	San Diego	12/20/70	21
Pete Cross	Cleveland	11/13/70	24	Don Smith	Portland	10/23/70	21
Don Smith	Phoenix	10/21/70	24	Bob Rule	Detroit	11/19/67	21
Michael Cage	Minnesota	12/6/91	23	George Wilson	at St. Louis	11/8/67	21
Jack Sikma	Denver	1/5/79	23	Steven Adams	at Washington (OT)	1/21/15	20
Marvin Webster	Washington	12/18/77	23	Serge Ibaka	at Milwaukee	11/16/13	20
Spencer Haywood	at L.A. Lakers	12/7/73	23	Serge Ibaka	Phoenix	3/7/12	20
Spencer Haywood	Detroit	10/28/73	23	Shawn Kemp	at Houston (in Japan)	11/7/92	20
Serge Ibaka	Dallas	2/19/15	22	Michael Cage	at Washington	11/19/91	20
Chris Wilcox	Washington	3/21/07	22	Michael Cage	Sacramento	2/23/90	20
Shawn Kemp	at Dallas (OT)	12/12/95	22	Michael Cage	Phoenix	12/13/88	20
Michael Cage	Indiana	11/9/91	22	Jack Sikma	Houston	4/8/84	20
Jack Sikma	Portland	12/18/84	22	Jack Sikma	Denver	2/7/84	20
Jack Sikma	Cleveland	3/2/79	22	Jack Sikma	Utah	12/28/83	20
Spencer Haywood	Atlanta	10/24/73	22	Jack Sikma	at Detroit	1/26/83	20
Jim Fox	at Buffalo	3/2/73	22	Jack Sikma	at L.A. Lakers	1/3/82	20
Spencer Haywood	Atlanta	2/23/73	22	Jack Sikma	Phoenix	10/25/80	20
Spencer Haywood	Boston	2/16/72	22	Jack Sikma	San Antonio	11/2/79	20
Don Smith	Phoenix	1/15/72	22	Jack Sikma	at San Diego (OT)	4/4/79	20
Pete Cross	Cincinnati	1/22/71	22	Jack Sikma	Philadelphia	12/2/78	20
Pete Cross	at Portland	10/30/70	22	Jack Sikma	at Kansas City	2/28/78	20
Pete Cross	San Francisco	11/27/70	22	Tom Burleson	at Philadelphia	12/3/76	20
Tom Meschery	Phoenix (2OT)	11/15/68	22	Tom Burleson	at Golden State	2/7/76	20
Bob Rule	Philadelphia	12/18/68	22	Spencer Haywood	Philadelphia	2/25/74	20
Nick Collison	Washington	3/26/08	21	Spencer Haywood	at Detroit	1/17/73	20
Nick Collison	at Phoenix	1/9/07	21	Pete Cross	Detroit	2/23/72	20
Reggie Evans	Charlotte	2/5/05	21	Spencer Haywood	Detroit	2/23/72	20
Shawn Kemp	at Detroit	11/15/95	21	Don Smith	Buffalo	10/28/71	20
Shawn Kemp	at Charlotte	1/31/92	21	Spencer Haywood	Detroit	3/11/71	20
Michael Cage	at L.A. Clippers	4/1/90	21	Spencer Haywood	San Francisco	2/14/71	20
Alton Lister	Cleveland	3/2/87	21	Spencer Haywood	at Detroit	1/19/71	20
Alton Lister	Phoenix (OT)	1/31/87	21	Pete Cross	Baltimore	1/17/71	20
Jack Sikma	Houston	12/9/84	21	Pete Cross	L.A. Lakers	12/11/70	20
Jack Sikma	Portland	4/13/82	21	Bob Rule	Milwaukee	11/28/68	20
Jack Sikma	Phoenix	4/6/82	21	Bob Rule	at Milwaukee	11/12/68	20
Jack Sikma	at Denver	1/9/82	21	TOTAL: 93			

20+ REBOUNDS LEADERS

Jack Sikma	21	Marvin Webster	5	Alton Lister	2	Tom Meschery	1
Spencer Haywood	18	Jim Fox	4	Chris Wilcox	2	George Wilson	1
Pete Cross	10	Shawn Kemp	4	Steven Adams	1	TOTAL:	95
Michael Cage	6	Serge Ibaka	3	James Bailey	1		
Bob Rule	5	Tom Burleson	2	Tom Black	1		
Don Smith	5	Nick Collison	2	Reggie Evans	1		



ALL-TIME 20-20 CLUB

PLAYER	DATE	OPPONENT	POINTS	REBOUNDS
Bob Rule	11/19/67	New York (OT)	31	21
Bob Rule	11/12/68	at Milwaukee	28	20
Bob Rule	11/28/68	Milwaukee	27	20
Bob Rule	12/18/68	Philadelphia	36	22
Spencer Haywood	1/19/71	at Detroit	24	20
Spencer Haywood	2/14/71	San Francisco	25	20
Spencer Haywood	3/11/71	Detroit	28	20
Spencer Haywood	12/18/71	Portland	32	24
Spencer Haywood	2/16/72	Boston	26	22
Spencer Haywood	2/23/72	Detroit	38	20
Spencer Haywood	2/26/72	Cincinnati	38	21
Spencer Haywood	1/17/73	at Detroit	28	20
Spencer Haywood	2/23/73	Atlanta	29	22
Spencer Haywood	3/25/73	L.A. Lakers	25	25
Spencer Haywood	10/24/73	Atlanta	21	22
Spencer Haywood	10/28/73	Detroit	22	23
Spencer Haywood	12/7/73	at L.A. Lakers	29	23
Spencer Haywood	12/14/73	Capital (Washington)	26	24
Jim Fox	12/26/73	L.A. Lakers	25	30
Spencer Haywood	2/23/74	Philadelphia	37	20
Spencer Haywood	3/8/74	at Buffalo (OT)	31	21
Tom Burleson	2/7/76	at Golden State	26	20
Marvin Webster	12/18/77	Washington	21	23
Jack Sikma	12/2/78	at Philadelphia	29	20
Jack Sikma	1/5/79	Denver	23	23
Jack Sikma	10/25/80	Phoenix	22	20
Jack Sikma	4/13/82	Portland	22	21
Jack Sikma	12/12/82	Kansas City	26	25
Jack Sikma	1/26/83	at Detroit	26	20
Jack Sikma	2/10/83	at Utah	39	25
Jack Sikma	12/28/83	Utah	20	20
Jack Sikma	4/8/84	Houston	29	20
Jack Sikma	12/18/84	Portland	27	22
Michael Cage	11/9/91	Indiana	23	22
Michael Cage	11/19/91	at Washington	20	20
Shawn Kemp	1/31/92	at Charlotte	22	21
Shawn Kemp	11/7/92	at Houston (in Japan)	29	20
Shawn Kemp	11/15/95	at Detroit	23	21
Chris Wilcox	4/4/06	Houston	26	24
Nick Collison	1/9/07	at Phoenix	29	21
Chris Wilcox	3/21/07	Washington	27	22
Serge Ibaka	2/19/15	Dallas	21	22

TOTAL: 42

Spencer Haywood	16	Michael Cage	2	Nick Collison	1
Jack Sikma	10	Chris Wilcox	2	Jim Fox	1
Bob Rule	4	Serge Ibaka	1	Marvin Webster	1
Shawn Kemp	3	Tom Burleson	1	TOTAL:	42



ALL-TIME TRIPLE-DOUBLES

PLAYER	DATE	OPPONENT	POINTS	REBOUNDS	ASSISTS
Lenny Wilkens	11/15/68	Phoenix (2OT)	30	12	14
Lenny Wilkens	12/7/68	at San Francisco	18	10	12
Lenny Wilkens	12/30/68	Phoenix	18	10	12
Lenny Wilkens	2/16/69	Cincinnati	34	14	12
Lenny Wilkens	3/12/69	San Diego (at Vancouver)	36	14	14
Lenny Wilkens	11/2/69	at Atlanta	19	10	11
Lenny Wilkens	12/6/69	at Baltimore (OT)	33	10	11
Lenny Wilkens	1/24/70	L.A. Lakers (OT)	19	13	12
Lenny Wilkens	1/30/70	at San Diego (OT)	22	11	14
Lenny Wilkens	10/30/70	at Portland	35	10	10
Lee Winfield	12/26/72	Milwaukee	11	10	15
Jim Fox	2/2/73	Chicago	22	18	10
Jim Fox	1/2/74	Buffalo	14	16	10
Don "Slick" Watts	2/21/75	Atlanta	12	10	11
Leonard Gray	2/15/76	Detroit	16	10	10
Don "Slick" Watts	3/3/76	at Detroit	21	10	16
Don "Slick" Watts	3/16/77	at Washington	20	10	12
Don "Slick" Watts	4/3/77	Portland	13	10	13
Gus Williams	12/8/81	at Houston	29	10	10
Jack Sikma	1/22/82	at Boston	11	14	10
Lonnie Shelton	3/18/83	Denver	17	10	10
Jack Sikma	2/14/84	at Golden State	21	16	10
Jack Sikma	12/16/84	at Denver	17	14	10
Nate McMillan	1/18/88	Indiana	16	11	15
Nate McMillan	2/14/89	San Antonio	10	14	12
Nate McMillan	2/17/89	Washington	16	13	16
Nate McMillan	11/28/89	at San Antonio	12	11	14
Gary Payton	2/23/91	Phoenix	18	10	11
Gary Payton	12/21/91	Golden State	17	11	12
Gary Payton	3/31/92	Utah	15	10	13
Shawn Kemp	3/20/94	at Charlotte	15	11	12
Gary Payton	3/18/96	L.A. Clippers	20	10	10
Gary Payton	3/9/97	at Portland	16	10	11
Gary Payton	3/18/97	at Chicago (OT)	14	12	14
Gary Payton	12/30/97	at Golden State	22	10	11
Gary Payton	3/1/99	at Sacramento	28	10	12
Gary Payton	3/12/00	Toronto	22	10	10
Gary Payton	4/18/00	at Sacramento (OT)	33	11	14
Gary Payton	5/3/00	Utah*	35	10	11
Gary Payton	10/31/00	at Vancouver	27	14	10
Gary Payton	12/20/00	Sacramento	19	12	10
Gary Payton	12/5/01	at Detroit	21	15	12
Gary Payton	4/2/02	at Houston	25	10	11
Gary Payton	5/1/02	San Antonio*	28	12	11
Ray Allen	2/28/03	L.A. Lakers	29	10	10
Ray Allen	1/28/04	at L.A. Lakers	18	10	10
Earl Watson	2/6/08	at Sacramento	23	10	10
Russell Westbrook	3/2/09	Dallas	17	10	10
Russell Westbrook	2/21/10	at Minnesota	22	10	14
Russell Westbrook	12/31/10	Atlanta	23	10	10
Russell Westbrook	1/13/11	Orlando	32	10	13
Russell Westbrook	1/28/11	Washington (2OT)	35	13	13
Russell Westbrook*	5/15/11	Memphis	14	10	14
Kevin Durant	11/18/12	Golden State	25	13	10
Kevin Durant	2/20/12	at Houston	16	12	11
Kevin Durant	2/27/13	New Orleans	18	11	10
Russell Westbrook	3/30/13	at Milwaukee	23	13	10
Kevin Durant	12/1/13	Minnesota	32	10	12
Russell Westbrook	12/25/14	at New York	14	13	10
Kevin Durant	1/25/14	at Philadelphia	32	14	10
Russell Westbrook	3/4/14	Philadelphia	13	10	14
Kevin Durant	3/9/14	at L.A. Lakers	27	10	12
Russell Westbrook*	4/29/14	Memphis	30	10	13
Russell Westbrook*	5/3/14	Memphis	27	10	16
Russell Westbrook*	5/7/14	L.A. Clippers	31	10	10
Russell Westbrook	1/16/15	Golden State	17	15	16
Russell Westbrook	2/2/15	Orlando	25	11	14
Russell Westbrook	2/24/15	Indiana	20	11	10
Russell Westbrook	2/26/15	at Phoenix	39	14	11
Russell Westbrook	2/27/15	at Portland	40	13	11
Russell Westbrook	3/4/15	Philadelphia (OT)	49	16	10
Russell Westbrook	3/8/15	Toronto	30	11	17
Russell Westbrook	3/13/15	Minnesota	29	10	12
Russell Westbrook	3/20/15	Atlanta	36	10	14
Russell Westbrook	4/1/15	Dallas	31	11	11
Russell Westbrook	4/5/15	Houston	40	11	13

TOTAL: 76

* Playoffs

TRIPLE-DOUBLE LEADERS

Russell Westbrook	23*	Nate McMillan	4	Jim Fox	2	Earl Watson	1
Gary Payton	16*	Don "Slick" Watts	4	Leonard Gray	1	Gus Williams	1
Lenny Wilkens	10	Jack Sikma	3	Shawn Kemp	1	Lee Winfield	1
Kevin Durant	6	Ray Allen	2	Lonnie Shelton	1	TOTAL:	76

* Includes Playoffs



AWARD WINNERS

ALL-NBA TEAM

1971-72	Spencer Haywood (First Team)
1972-73	Spencer Haywood (First Team)
1973-74	Spencer Haywood (Second Team)
1974-75	Spencer Haywood (Second Team)
1979-80	Dennis Johnson (Second Team)
	Gus Williams (Second Team)
1981-82	Gus Williams (First Team)
1988-89	Dale Ellis (Third Team)
1993-94	Shawn Kemp (Second Team)
	Gary Payton (Third Team)
1994-95	Shawn Kemp (Second Team)
	Gary Payton (Second Team)
	Detlef Schrempf (Third Team)
1995-96	Shawn Kemp (Second Team)
	Gary Payton (Second Team)
1996-97	Gary Payton (Second Team)
1997-98	Gary Payton (First Team)
	Vin Baker (Second Team)
1998-99	Gary Payton (Second Team)
1999-00	Gary Payton (First Team)
2000-01	Gary Payton (Third Team)
2001-02	Gary Payton (Second Team)
2004-05	Ray Allen (Second Team)
2009-10	Kevin Durant (First Team)
2010-11	Kevin Durant (First Team)
	Russell Westbrook (Second Team)
2011-12	Kevin Durant (First Team)
	Russell Westbrook (Second Team)
2012-13	Kevin Durant (First Team)
	Russell Westbrook (Second Team)
2013-14	Kevin Durant (First Team)
2014-15	Russell Westbrook (Second Team)

NBA ALL-DEFENSIVE TEAM

1975-76	Don "Slick" Watts (First Team)
1978-79	Dennis Johnson (First Team)
1979-80	Dennis Johnson (First Team)
1981-82	Lonnie Shelton (Second Team)
	Jack Sikma (Second Team)
1984-85	Danny Vranes (Second Team)
1993-94	Gary Payton (First Team)
	Nate McMillan (Second Team)
1994-95	Gary Payton (First Team)
	Nate McMillan (Second Team)
1995-96	Gary Payton (First Team)
1996-97	Gary Payton (First Team)
1997-98	Gary Payton (First Team)
1998-99	Gary Payton (First Team)
1999-00	Gary Payton (First Team)
2000-01	Gary Payton (First Team)
2001-02	Gary Payton (First Team)
2009-10	Thabo Sefolosha (Second Team)
2011-12	Serge Ibaka (First Team)
2012-13	Serge Ibaka (First Team)
2013-14	Serge Ibaka (First Team)

NBA ALL-ROOKIE TEAM

1967-68	Bob Rule (First Team)
	Al Tucker (First Team)
1968-69	Art Harris (First Team)
1974-75	Tom Burleson (First Team)
1977-78	Jack Sikma (First Team)
1985-86	Xavier McDaniel (First Team)
1987-88	Derrick McKey (First Team)
1990-91	Gary Payton (Second Team)
2000-01	Desmond Mason (Second Team)
2001-02	Vladimir Radmanovic (Second Team)
2007-08	Kevin Durant (First Team)
	Jeff Green (First Team)
2008-09	Russell Westbrook (First Team)
2009-10	James Harden (Second Team)
2013-14	Steven Adams (Second Team)

KIA NBA MOST VALUABLE PLAYER

2013-14	Kevin Durant
---------	--------------

T-MOBILE NBA ROOKIE OF THE YEAR

2007-08	Kevin Durant
---------	--------------

NBA DEFENSIVE PLAYER OF THE YEAR

1995-96	Gary Payton
---------	-------------

NBA MOST IMPROVED PLAYER

1986-87	Dale Ellis
---------	------------

KIA SIXTH MAN OF THE YEAR

2011-12	James Harden
---------	--------------

NBA COACH OF THE YEAR

1986-87	Bernie Bickerstaff
2009-10	Scott Brooks

NBA FINALS MOST VALUABLE PLAYER

1979	Dennis Johnson
------	----------------

J. WALTER KENNEDY CITIZENSHIP AWARD

1975-76	Don "Slick" Watts
---------	-------------------

ALL-STAR SATURDAY LONG-DISTANCE

SHOOTOUT CHAMPION	
1988-89	Dale Ellis

NBA SLAM DUNK CHAMPION

2000-01	Desmond Mason
---------	---------------

NBA EXECUTIVE OF THE YEAR

1982-83	Zollie Volchok
1993-94	Bob Whitsitt

NBA SPORTSMANSHIP AWARD

1998-99	Hersey Hawkins
2002-03	Ray Allen

SEASONLONG KIA COMMUNITY ASSIST AWARD

2014-15	Russell Westbrook
---------	-------------------

LEAGUE LEADERS/ALL-STAR



LEAGUE LEADERS

PLAYER	YEAR	CATEGORY	AVG/PCT
Lenny Wilkens	1969-70	Assists	9.1
Don "Slick" Watts	1975-76	Assists	8.1
Don "Slick" Watts	1975-76	Steals	3.18
Fred Brown	1979-80	Three-Point FG Pct.	.443
Dana Barros	1991-92	Three-Point FG Pct.	.446
Nate McMillan	1993-94	Steals	2.96
Gary Payton	1995-96	Steals	2.85
Dale Ellis	1997-98	Three-Point FG Pct.	.464
Brent Barry	2000-01	Three-Point FG Pct.	.476
Kevin Durant	2009-10	Points	30.1
Kevin Durant	2010-11	Points	27.7
Kevin Durant	2011-12	Points	28.0
Serge Ibaka	2011-12	Blocks	3.65
Kevin Durant	2012-13	Free Throw Pct.	.905
Serge Ibaka	2012-13	Blocks	3.03
Kevin Durant	2013-14	Points	32.0
Russell Westbrook	2014-15	Points	28.1

NBA RECORD HOLDERS

PLAYER	DATE/SEASON	CATEGORY	RECORD
Nate McMillan	2/23/87	Assists	Tied rookie single-game record: 25
Dale Ellis	11/9/89	Minutes	Broke record for most minutes played in a single game: 69
Ray Allen	2005-06	Three-pointers made	Broke record for most three-pointers made in a season: 269

ALL-STAR GAME PARTICIPANTS

1968	Walt Hazzard	1997	Shawn Kemp*, Gary Payton*, Detlef Schrempf
1969	Lenny Wilkens*	1998	Gary Payton*, Vin Baker
1970	Bob Rule, Lenny Wilkens		Coaches George Karl, Dwane Casey, Tim Grgurich,
1971	Lenny Wilkens#		Terry Stotts, Bob Weiss,
1972	Spencer Haywood*		Trainer Frank Furtado
1973	Spencer Haywood*	2000	Gary Payton
1974	Spencer Haywood*	2001	Gary Payton
1975	Spencer Haywood*	2002	Gary Payton
1976	Fred Brown		Trainer Mike Shimensky
1979	Dennis Johnson, Jack Sikma		Gary Payton
	Coaches Lenny Wilkens,	2003	Ray Allen
	Les Habegger	2004	Ray Allen
1980	Dennis Johnson, Jack Sikma	2005	Ray Allen
	Coaches Lenny Wilkens,		Rashard Lewis
	Les Habegger,	2006	Ray Allen
	Trainer Frank Furtado	2007	Ray Allen
1981	Paul Westphal*, Jack Sikma	2010	Kevin Durant
1982	Lonnie Shelton*, Jack Sikma,	2011	Kevin Durant*
	Gus Williams*		Russell Westbrook
1983	David Thompson*, Jack Sikma,	2012	Kevin Durant*#
	Gus Williams		Russell Westbrook
1984	Jack Sikma		Coaches Scott Brooks
1985	Jack Sikma		Maurice Cheeks, Rex Kalamian
1987	Tom Chambers*#		Mark Bryant, Brian Keefe
	Trainer Frank Furtado	2013	Kevin Durant*
1988	Xavier McDaniel		Russell Westbrook
1989	Dale Ellis*	2014	Kevin Durant*
1993	Shawn Kemp		Coaches Scott Brooks
1994	Shawn Kemp*, Gary Payton		Rex Kalamian, Robert Pack,
	Coaches George Karl,		Mark Bryant, Brian Keefe
	Bob Kloppenburg,	2015	Kevin Durant
	Tim Grgurich, Terry Stotts		Russell Westbrook#
1995	Shawn Kemp*, Gary Payton		
	Detlef Schrempf		
1996	Shawn Kemp*, Gary Payton,		
	Coaches George Karl,		
	Dwane Casey, Tim Grgurich,		
	Terry Stotts, Bob Weiss		

* Starter

All-Star Game Most Valuable Player



YEAR-BY-YEAR STATISTICAL LEADERS

SCORING

MINIMUM 70 GAMES OR 1,400 POINTS

YEAR	PLAYER	G	PTS	AVG	YEAR	PLAYER	G	PTS	AVG
67-68	Walt Hazzard	79	1894	24.0	91-92	Ricky Pierce	78	1690	21.7
68-69	Bob Rule	82	1965	24.0	92-93	Ricky Pierce	77	1403	18.2
69-70	Bob Rule	80	1695	24.6	93-94	Shawn Kemp	79	1431	18.1
70-71	Lenny Wilkens	71	1403	19.8	94-95	Gary Payton	82	1689	20.6
71-72	Spencer Haywood	73	1914	26.2	95-96	Shawn Kemp	79	1550	19.6
72-73	Spencer Haywood	77	2251	29.2	96-97	Gary Payton	82	1785	21.8
73-74	Spencer Haywood	75	1761	23.5	97-98	Vin Baker	82	1574	19.2
74-75	Spencer Haywood	68	1525	22.4	98-99	Gary Payton	50	1084	21.7
75-76	Fred Brown	76	1757	23.1	99-00	Gary Payton	82	1982	24.2
76-77	Fred Brown	72	1236	17.2	00-01	Gary Payton	79	1823	23.1
77-78	Gus Williams	79	1431	18.1	01-02	Gary Payton	82	1815	22.1
78-79	Gus Williams	76	1457	19.2	02-03	Rashard Lewis	77	1396	18.1
79-80	Gus Williams	82	1816	22.1	03-04	Rashard Lewis	80	1421	17.8
80-81	Jack Sikma	82	1530	18.7	04-05	Ray Allen	78	1867	23.9
81-82	Gus Williams	80	1875	23.4	05-06	Ray Allen	78	1955	25.1
82-83	Gus Williams	80	1600	20.0	06-07	Ray Allen	55	1454	26.4
83-84	Jack Sikma	82	1563	19.1	07-08	Kevin Durant	80	1624	20.3
84-85	Tom Chambers	81	1739	21.5	08-09	Kevin Durant	74	1871	25.3
85-86	Jack Sikma	80	1371	17.1	09-10	Kevin Durant	82	2472	30.1
86-87	Dale Ellis	82	2041	24.9	10-11	Kevin Durant	78	2161	27.7
87-88	Dale Ellis	75	1938	25.8	11-12	Kevin Durant	66	1850	28.0
88-89	Dale Ellis	82	2253	27.5	12-13	Kevin Durant	81	2280	28.1
89-90	Xavier McDaniel	69	1471	21.3	13-14	Kevin Durant	81	2593	32.0
90-91	Derrick McKey	73	1115	15.3	14-15	Russell Westbrook	67	1886	28.1

REBOUNDING

MINIMUM 70 GAMES OR 800 REBOUNDS

YEAR	PLAYER	G	REB	AVG	YEAR	PLAYER	G	REB	AVG
67-68	Tom Meschery	82	840	10.2	91-92	Michael Cage	82	728	8.9
68-69	Bob Rule	82	941	11.5	92-93	Shawn Kemp	78	833	10.7
69-70	Bob Rule	80	825	10.3	93-94	Shawn Kemp	79	851	10.8
70-71	Pete Cross	79	949	12.0	94-95	Shawn Kemp	82	893	10.9
71-72	Spencer Haywood	73	926	12.7	95-96	Shawn Kemp	79	904	11.4
72-73	Spencer Haywood	77	995	12.9	96-97	Shawn Kemp	81	807	10.0
73-74	Spencer Haywood	75	1007	13.4	97-98	Vin Baker	82	656	8.0
74-75	Tom Burleson	82	572	7.0	98-99	Olden Polynice	50	488	8.9
75-76	Tom Burleson	82	742	9.0	99-00	Horace Grant	76	593	7.8
76-77	Tom Burleson	82	551	6.7	00-01	Patrick Ewing	79	585	7.4
77-78	Marvin Webster	82	1035	12.6	01-02	Rashard Lewis	71	498	7.0
78-79	Jack Sikma	82	1013	12.4	02-03	Rashard Lewis	77	503	6.5
79-80	Jack Sikma	82	908	11.1	03-04	Rashard Lewis	80	518	6.5
80-81	Jack Sikma	82	852	10.4	04-05	Reggie Evans	79	736	9.3
81-82	Jack Sikma	82	1038	12.7	05-06	Rashard Lewis	78	390	5.0
82-83	Jack Sikma	75	856	11.4	06-07	Nick Collison	82	666	8.1
83-84	Jack Sikma	82	911	11.1	07-08	Nick Collison	78	730	9.4
84-85	Tom Chambers	81	579	7.1	08-09	Jeff Geen	78	519	6.7
85-86	Jack Sikma	80	748	9.4	09-10	Kevin Durant	82	623	7.6
86-87	Alton Lister	75	705	9.4	10-11	Serge Ibaka	82	622	7.6
87-88	Alton Lister	82	627	7.6	11-12	Kevin Durant	66	527	8.0
88-89	Michael Cage	80	765	9.6	12-13	Kevin Durant	81	640	7.9
89-90	Michael Cage	82	821	10.0	13-14	Serge Ibaka	81	709	8.8
90-91	Shawn Kemp	81	679	8.4	14-15	Steven Adams	70	523	7.5

YEAR-BY-YEAR STATISTICAL LEADERS



ASSISTS

MINIMUM 70 GAMES OR 400 ASSISTS

YEAR	PLAYER	G	AST	AVG	YEAR	PLAYER	G	AST	AVG
67-68	Walt Hazzard	79	493	6.2	91-92	Gary Payton	81	506	6.2
68-69	Lenny Wilkens	82	674	8.2	92-93	Nate McMillan	73	384	5.3
69-70	Lenny Wilkens	75	683	9.1	93-94	Gary Payton	82	494	6.0
70-71	Lenny Wilkens	71	654	9.2	94-95	Gary Payton	82	583	7.1
71-72	Lenny Wilkens	80	766	9.6	95-96	Gary Payton	81	608	7.5
72-73	Fred Brown	79	438	5.5	96-97	Gary Payton	82	583	7.1
73-74	Fred Brown	82	414	5.1	97-98	Gary Payton	82	679	8.3
74-75	Don "Slick" Watts	82	499	6.1	98-99	Gary Payton	50	436	8.7
75-76	Don "Slick" Watts	82	661	8.1	99-00	Gary Payton	82	732	8.9
76-77	Don "Slick" Watts	79	630	8.0	00-01	Gary Payton	79	642	8.1
77-78	Gus Williams	79	294	3.7	01-02	Gary Payton	82	737	9.0
78-79	John Johnson	82	358	4.4	02-03	Gary Payton	52	457	8.8
79-80	John Johnson	81	424	5.2	03-04	Antonio Daniels	71	298	4.2
80-81	Vinnie Johnson	81	341	4.2	04-05	Luke Ridnour	82	483	5.9
81-82	Gus Williams	80	547	6.8	05-06	Luke Ridnour	79	550	7.0
82-83	Gus Williams	80	643	8.0	06-07	Earl Watson	77	437	5.7
83-84	Gus Williams	80	675	8.4	07-08	Earl Watson	78	531	6.8
84-85	Gerald Henderson	79	559	7.1	08-09	Russell Westbrook	82	435	5.3
85-86	Gerald Henderson	82	487	5.9	09-10	Russell Westbrook	82	652	8.0
86-87	Nate McMillan	71	583	8.2	10-11	Russell Westbrook	82	670	8.2
87-88	Nate McMillan	82	702	8.6	11-12	Russell Westbrook	66	362	5.5
88-89	Nate McMillan	75	696	9.3	12-13	Russell Westbrook	82	607	7.4
89-90	Nate McMillan	82	598	7.3	13-14	Kevin Durant	81	445	5.5
90-91	Gary Payton	82	528	6.4	14-15	Russell Westbrook	67	574	8.6

MINUTES PLAYED

MINIMUM 70 GAMES OR 2,000 MINUTES

YEAR	PLAYER	G	MIN	AVG	YEAR	PLAYER	G	MIN	AVG
67-68	Tom Meschery	82	2857	34.8	91-92	Ricky Pierce	78	2658	34.1
68-69	Lenny Wilkens	82	3463	42.2	92-93	Shawn Kemp	78	2582	33.1
69-70	Bob Rule	80	2959	37.0	93-94	Gary Payton	82	2881	35.1
70-71	Lenny Wilkens	71	2641	37.2	94-95	Gary Payton	82	3015	36.8
71-72	Spencer Haywood	73	3167	43.4	95-96	Gary Payton	81	3162	39.0
72-73	Spencer Haywood	77	3259	42.3	96-97	Gary Payton	82	3213	39.2
73-74	Spencer Haywood	75	3038	40.5	97-98	Gary Payton	82	3145	38.4
74-75	Spencer Haywood	68	2529	37.2	98-99	Gary Payton	50	2008	40.2
75-76	Don "Slick" Watts	82	2776	33.8	99-00	Gary Payton	82	3425	41.8
76-77	Don "Slick" Watts	79	2627	33.3	00-01	Gary Payton	79	3244	41.1
77-78	Marvin Webster	82	2910	35.5	01-02	Gary Payton	82	3301	40.3
78-79	Jack Sikma	82	2958	36.1	02-03	Gary Payton	52	2123	40.8
79-80	Dennis Johnson	81	2937	36.3	03-04	Rashard Lewis	80	2931	36.6
80-81	Jack Sikma	82	2920	35.6	04-05	Ray Allen	78	3064	39.3
81-82	Jack Sikma	82	3049	37.2	05-06	Ray Allen	76	3022	38.3
82-83	Gus Williams	80	2761	34.6	06-07	Ray Allen	55	2219	40.3
83-84	Jack Sikma	82	2993	36.5	07-08	Kevin Durant	80	2768	34.6
84-85	Tom Chambers	81	2923	36.1	08-09	Kevin Durant	74	2885	39.0
85-86	Jack Sikma	80	2790	34.9	09-10	Kevin Durant	82	3239	39.5
86-87	Dale Ellis	82	3073	37.5	10-11	Kevin Durant	78	3038	38.9
87-88	Dale Ellis	75	2790	37.2	11-12	Kevin Durant	66	2546	38.6
88-89	Dale Ellis	82	3193	38.9	12-13	Kevin Durant	81	3119	38.5
89-90	Xavier McDaniel	69	2432	35.2	13-14	Kevin Durant	81	3122	38.5
90-91	Derrick McKey	73	2503	34.3	14-15	Russell Westbrook	67	2302	34.4



YEAR-BY-YEAR STATISTICAL LEADERS

STEALS

MINIMUM 70 GAMES OR 125 STEALS

YEAR	PLAYER	G	ST	AVG	YEAR	PLAYER	G	ST	AVG
73-74	Fred Brown	82	136	1.66	94-95	Gary Payton	82	204	2.49
74-75	Don "Slick" Watts	82	190	2.32	95-96	Gary Payton	81	231	2.85
75-76	Don "Slick" Watts	82	261	3.18	96-97	Gary Payton	82	197	2.40
76-77	Don "Slick" Watts	79	214	2.71	97-98	Gary Payton	82	185	2.26
77-78	Gus Williams	79	185	2.34	98-99	Gary Payton	50	109	2.18
78-79	Gus Williams	76	158	2.10	99-00	Gary Payton	82	153	1.87
79-80	Gus Williams	82	200	2.44	00-01	Gary Payton	79	127	1.61
80-81	Fred Brown	78	88	1.13	01-02	Brent Barry	81	147	1.81
81-82	Gus Williams	80	172	2.15	02-03	Brent Barry	75	113	1.51
82-83	Gus Williams	80	182	2.28	03-04	Rashard Lewis	80	99	1.24
83-84	Gus Williams	80	189	2.36	04-05	Luke Ridnour	82	94	1.15
84-85	Gerald Henderson	79	140	1.77	05-06	Luke Ridnour	79	123	1.56
85-86	Gerald Henderson	82	138	1.68	06-07	Earl Watson	77	99	1.29
86-87	Nate McMillan	71	125	1.76	07-08	Kevin Durant	80	78	0.98
87-88	Nate McMillan	82	169	2.06	08-09	Russell Westbrook	82	110	1.34
88-89	Nate McMillan	75	156	2.08	09-10	Kevin Durant	82	112	1.37
89-90	Nate McMillan	82	140	1.71	10-11	Russell Westbrook	82	155	1.89
90-91	Gary Payton	82	165	2.01	11-12	Russell Westbrook	66	112	1.70
91-92	Gary Payton	81	165	2.04	12-13	Russell Westbrook	82	145	1.77
92-93	Nate McMillan	73	173	2.37	13-14	Kevin Durant	81	103	1.27
93-94	Nate McMillan	73	216	2.96	14-15	Russell Westbrook	67	140	2.09

BLOCKED SHOTS

MINIMUM 70 GAMES OR 100 BLOCKED SHOTS

YEAR	PLAYER	G	BS	AVG	YEAR	PLAYER	G	BS	AVG
73-74	Spencer Haywood	75	106	1.41	94-95	Shawn Kemp	82	122	1.49
74-75	Tom Burleson	82	153	1.87	95-96	Shawn Kemp	79	127	1.61
75-76	Tom Burleson	82	150	1.83	96-97	Jim McIlvaine	82	164	2.00
76-77	Mike Green	76	129	1.70	97-98	Jim McIlvaine	78	137	1.76
77-78	Marvin Webster	82	162	1.98	98-99	Vin Baker	34	34	1.00
78-79	Dennis Johnson	80	97	1.21	99-00	Vin Baker	79	66	0.84
79-80	Dennis Johnson	81	82	1.01	00-01	Patrick Ewing	79	91	1.15
80-81	James Bailey	82	143	1.74	01-02	Rashard Lewis	71	40	0.56
81-82	James Donaldson	82	139	1.70	02-03	Predrag Drobnjak	82	38	0.46
82-83	James Donaldson	82	101	1.23	03-04	Calvin Booth	71	101	1.42
83-84	Jack Sikma	82	92	1.12	04-05	Jerome James	80	111	1.39
84-85	Jack Sikma	68	91	1.34	05-06	Rashard Lewis	78	50	0.64
85-86	Jack Sikma	80	73	0.91	06-07	Nick Collison	82	66	0.80
86-87	Alton Lister	75	180	2.40	07-08	Kevin Durant	80	75	0.94
87-88	Alton Lister	82	139	1.70	08-09	Kevin Durant	74	53	0.72
88-89	Alton Lister	82	180	2.20	09-10	Serge Ibaka	73	97	1.33
89-90	Derrick McKey	80	81	1.01	10-11	Serge Ibaka	82	198	2.41
90-91	Shawn Kemp	81	123	1.52	11-12	Serge Ibaka	66	241	3.65
91-92	Shawn Kemp	64	124	1.94	12-13	Serge Ibaka	80	243	3.03
92-93	Shawn Kemp	78	146	1.87	13-14	Serge Ibaka	81	219	2.70
93-94	Shawn Kemp	79	166	2.10	14-15	Serge Ibaka	64	155	2.42

YEAR-BY-YEAR STATISTICAL LEADERS



FIELD GOAL PERCENTAGE

MINIMUM 250 FG MADE

YEAR	PLAYER	FG	FGA	PCT	YEAR	PLAYER	FG	FGA	PCT
67-68	Bob Rule	568	1162	.489	91-92	Michael Cage	307	542	.566
68-69	Bob Rule	776	1655	.469	92-93	Derrick McKey	387	780	.496
69-70	Dick Snyder	456	863	.528	93-94	Shawn Kemp	533	990	.538
70-71	Dick Snyder	645	1215	.531	94-95	Shawn Kemp	545	997	.547
71-72	Dick Snyder	496	937	.529	95-96	Shawn Kemp	526	937	.561
72-73	Jim Fox	316	613	.515	96-97	Shawn Kemp	526	1032	.510
73-74	Dick Snyder	572	1189	.481	97-98	Vin Baker	631	1164	.542
74-75	Archie Clark	455	919	.495	98-99	Detlef Schrempf	259	549	.472
75-76	Fred Brown	742	1522	.488	99-00	Ruben Patterson	354	661	.536
76-77	Fred Brown	534	1114	.479	00-01	Ruben Patterson	370	749	.494
77-78	Marvin Webster	427	851	.502	01-02	Brent Barry	401	790	.508
78-79	Lonnie Shelton	446	859	.519	02-03	Brent Barry	264	577	.458
79-80	Lonnie Shelton	425	802	.530	03-04	Ray Allen	447	1017	.440
80-81	Vinnie Johnson	419	785	.534	04-05	Rashard Lewis	532	1151	.462
81-82	James Donaldson	255	419	.609	05-06	Rashard Lewis	538	1151	.467
82-83	James Donaldson	289	496	.583	06-07	Chris Wilcox	433	819	.529
83-84	Danny Vranes	258	495	.521	07-08	Chris Wilcox	334	638	.524
84-85	Tim McCormick	269	483	.557	08-09	Kevin Durant	661	1390	.476
85-86	Tim McCormick	253	444	.570	09-10	Nenad Krstic	281	560	.502
86-87	Dale Ellis	785	1530	.516	10-11	Serge Ibaka	335	617	.543
87-88	Dale Ellis	764	1519	.503	11-12	Serge Ibaka	262	490	.535
88-89	Derrick McKey	487	970	.502	12-13	Serge Ibaka	446	778	.595
89-90	Sedale Threatt	303	599	.506	13-14	Serge Ibaka	524	978	.536
90-91	Sedale Threatt	433	835	.519	14-15	Serge Ibaka	374	786	.476

FREE THROW PERCENTAGE

MINIMUM 125 FT MADE

YEAR	PLAYER	FT	FTA	PCT	YEAR	PLAYER	FT	FTA	PCT
67-68	Bob Weiss	213	254	.838	91-92	Ricky Pierce	417	455	.916
68-69	Lenny Wilkens	547	710	.770	92-93	Eddie Johnson	234	257	.911
69-70	Bob Boozer	263	320	.822	93-94	Ricky Pierce	189	211	.896
70-71	Dick Snyder	302	361	.837	94-95	Detlef Schrempf	437	521	.839
71-72	Dick Snyder	218	259	.842	95-96	Hersey Hawkins	247	283	.873
72-73	Dick Snyder	186	216	.861	96-97	Hersey Hawkins	258	295	.875
73-74	Dick Snyder	194	224	.866	97-98	Hersey Hawkins	177	204	.868
74-75	Archie Clark	161	193	.834	98-99	Hersey Hawkins	119	132	.902
75-76	Fred Brown	273	314	.869	99-00	Brent Barry	127	157	.809
76-77	Fred Brown	168	190	.884	00-01	Rashard Lewis	176	213	.826
77-78	Fred Brown	176	196	.898	01-02	Desmond Mason	201	237	.848
78-79	Fred Brown	183	206	.888	02-03	Ray Allen	138	150	.920
79-80	Jack Sikma	235	292	.805	03-04	Ray Allen	245	271	.904
80-81	Fred Brown	173	208	.832	04-05	Luke Ridnour	159	180	.883
81-82	Jack Sikma	447	523	.855	05-06	Ray Allen	324	359	.903
82-83	Jack Sikma	400	478	.837	06-07	Ray Allen	279	309	.903
83-84	Jack Sikma	411	480	.856	07-08	Kevin Durant	391	448	.873
84-85	Jack Sikma	335	393	.852	08-09	Kevin Durant	452	524	.863
85-86	Jack Sikma	355	411	.864	09-10	Kevin Durant	756	840	.900
86-87	Tom Chambers	535	630	.849	10-11	Kevin Durant	594	675	.880
87-88	Tom Chambers	419	519	.807	11-12	Kevin Durant	431	501	.860
88-89	Dale Ellis	377	462	.816	12-13	Kevin Durant	679	750	.905
89-90	Sedale Threatt	130	157	.828	13-14	Reggie Jackson	158	177	.893
90-91	Ricky Pierce	148	160	.925	14-15	Kevin Durant	146	171	.854



YEAR-BY-YEAR STATISTICS

Year	G	FGM	FGA	PCT3FGM	3FGA	PCT	FTM	FTA	PCT	REB	AST	STL	TO	BS	PTS	AVG	
67-68	82	3772	8593	.439	---	---	2188	3042	.719	5338	1998	---	---	---	9732	118.7	
68-69	82	3543	8149	.435	---	---	2105	2979	.707	4498	1927	---	---	---	9191	112.1	
69-70	82	3709	8029	.462	---	---	2171	2851	.761	4312	2214	---	---	---	9589	116.9	
70-71	82	3664	8034	.456	---	---	2101	2790	.753	4456	2049	---	---	---	9429	115.0	
71-72	82	3461	7457	.464	---	---	2035	2659	.765	4123	1976	---	---	---	8957	109.2	
72-73	82	3447	7681	.449	---	---	1606	2080	.772	4161	1958	---	---	---	8500	103.7	
73-74	82	3584	8056	.445	---	---	1606	2095	.767	4029	2106	689	1622	294	8774	107.0	
74-75	82	3488	7653	.456	---	---	1475	1970	.749	3721	1997	837	1610	378	8451	103.1	
75-76	82	3542	7730	.458	---	---	1642	2309	.711	3715	1935	866	1615	355	8726	106.4	
76-77	82	3439	7639	.450	---	---	1646	2386	.690	3788	1772	932	1759	503	8524	104.0	
77-78	82	3445	7715	.447	---	---	1675	2352	.712	4057	1799	782	1636	429	8565	104.5	
78-79	82	3504	7484	.468	---	---	1732	2298	.754	3901	1973	690	1586	398	8740	106.6	
79-80	82	3554	7565	.470	59	189	.312	1730	2253	.768	3930	2043	750	1496	428	8897	108.5
80-81	82	3343	7145	.468	32	117	.274	1813	2376	.763	3601	1945	628	1524	438	8531	104.0
81-82	82	3505	7178	.488	38	153	.248	1747	2362	.740	3647	2103	691	1351	460	8795	107.3
82-83	82	3597	7277	.494	29	138	.210	1796	2459	.730	3721	2278	677	1533	437	9019	110.0
83-84	82	3460	7083	.488	27	140	.193	1918	2460	.780	3396	2233	636	1360	350	8865	108.1
84-85	82	3277	6910	.474	45	185	.243	1777	2305	.771	3306	2185	649	1493	343	8376	102.1
85-86	82	3335	7059	.472	79	300	.263	1815	2331	.779	3401	1977	745	1435	295	8564	104.4
86-87	82	3593	7451	.482	191	571	.335	1948	2571	.758	3768	2184	705	1509	450	9325	113.7
87-88	82	3544	7443	.476	221	638	.346	1826	2442	.748	3627	2146	775	1376	447	9135	111.4
88-89	82	3564	7478	.477	293	774	.379	1775	2379	.746	3635	2083	864	1403	494	9196	112.1
89-90	82	3466	7243	.479	231	650	.355	1606	2167	.741	3578	1874	701	1336	335	8769	106.9
90-91	82	3500	7117	.492	136	427	.319	1608	2143	.750	3395	2042	861	1404	380	8744	106.6

YEAR-BY-YEAR STATISTICS



Year	G	FGM	FGA	PCT3FGM	3FGA	PCT	FTM	FTA	PCT	REB	AST	STL	TO	BS	PTS	AVG	
91-92	82	3380	7128	.474	205	647	.317	1772	2263	.783	3539	1877	775	1323	448	8737	106.5
92-93	82	3473	7140	.486	218	610	.357	1720	2259	.761	3476	1906	944	1267	409	8884	108.3
93-94	82	3338	6901	.484	242	722	.335	1769	2374	.745	3381	2112	1053	1262	365	8687	105.9
94-95	82	3310	6741	.491	491	1305	.376	1944	2564	.758	3405	2115	917	1295	392	9055	110.4
95-96	82	3074	6401	.480	581	1596	.364	1843	2424	.760	3403	1999	882	1441	393	8572	104.5
96-97	82	2995	6415	.467	559	1583	.353	1725	2295	.752	3281	1931	904	1231	388	8274	100.9
97-98	82	3052	6458	.473	621	1569	.396	1521	2109	.721	3156	1986	804	1145	376	8246	100.6
98-99	50	1756	3976	.442	309	899	.344	922	1354	.681	2098	1087	393	765	201	4743	94.9
99-00	82	3108	6946	.447	546	1611	.339	1363	1960	.695	3525	1878	657	1152	345	8125	99.1
00-01	82	3029	6649	.456	466	1169	.399	1454	1986	.732	3421	1792	657	1252	409	7978	97.3
01-02	82	3131	6681	.469	489	1292	.378	1263	1672	.755	3301	1926	698	1124	364	8014	97.7
02-03	82	2887	6599	.437	456	1291	.353	1325	1780	.744	3348	1775	679	1085	295	7555	92.1
03-04	82	2939	6590	.446	723	1936	.373	1363	1782	.765	3225	1782	661	1188	387	7964	97.1
04-05	82	2882	6498	.444	666	1824	.365	1683	2131	.790	3352	1487	553	1113	338	8113	98.9
05-06	82	3077	6711	.459	605	1631	.371	1652	2104	.785	3246	1696	622	1208	306	8411	102.6
06-07	82	3047	6628	.460	525	1451	.362	1511	1911	.791	3250	1695	631	1268	301	8130	99.1
07-08	82	3125	7032	.444	313	939	.333	1436	1866	.770	3659	1748	531	1310	400	7999	97.5
08-09	82	2999	6716	.447	328	949	.346	1626	2069	.786	3469	1663	608	1330	371	7952	97.0
09-10	82	3063	6629	.462	418	1229	.340	1778	2210	.805	3567	1639	654	1227	481	8322	101.5
10-11	82	3066	6609	.464	487	1403	.347	1977	2401	.823	3507	1672	654	1156	487	8596	104.8
11-12	66	2462	5228	.471	472	1317	.358	1406	1744	.806	2883	1224	498	1079	539	6802	103.1
12-13	82	3126	6504	.481	598	1588	.377	1819	2196	.828	3579	1753	679	1253	624	8669	105.7
13-14	82	3194	6782	.471	664	1839	.361	1653	2052	.806	3668	1794	678	1256	501	8705	106.2
14-15	82	3184	7119	.447	632	1864	.339	1524	2020	.754	3896	1681	598	1205	454	8524	104.0



ALL-TIME HIGH PERFORMANCES



ALL-TIME SEASON-HIGH TEAM PERFORMANCES

Points	9,732	1967-68	Avg. 118.7
Field Goals Made	3,772	1967-68	Avg. 46.0
Field Goals Attempted	8,593	1967-68	Avg. 104.8
Field Goal Percentage	.494	1982-83	
Three-Point Field Goals Made	723	2003-04	Avg. 8.8
Three-Point Field Goals Attempted	1,936	2003-04	Avg. 23.6
Three-Point Field Goal Percentage	.399	2000-01	
Free Throws Made	2,171	1969-70	Avg. 26.5
Free Throws Attempted	3,042	1967-68	Avg. 37.1
Free Throw Percentage	.828	2012-13	
Offensive Rebounds	1,456	1977-78	Avg. 17.8
Defensive Rebounds	2,849	2014-15	Avg. 34.9
Total Rebounds	5,338	1967-68	Avg. 65.1
Assists	2,278	1982-83	Avg. 27.8
Steals	1,053	1993-94	Avg. 12.8
Blocked Shots	624	2012-13	Avg. 7.61
Most Turnovers	1,759	1976-77	Avg. 21.5
Fewest Turnovers	1,085	2002-03	Avg. 13.2
Personal Fouls	2,380	1987-88	Avg. 29.0
Disqualifications	54	1968-69	

ALL-TIME SEASON-HIGH INDIVIDUAL PERFORMANCES

Points	2,593	Kevin Durant	2013-14
Scoring Average	32.0	Kevin Durant	2013-14
Field Goals Made	889	Spencer Haywood	1972-73
Field Goals Attempted	1,868	Spencer Haywood	1972-73
Field Goal Percentage	.609	James Donaldson	1981-82
Three-Point Field Goals Made	269	Ray Allen	2005-06
Three-Point Field Goals Attempted	653	Ray Allen	2005-06
Three-Point Field Goal Percentage	.514	Dettlef Schrempf	1994-95
Free Throws Made	756	Kevin Durant	2009-10
Free Throws Attempted	840	Kevin Durant	2009-10
Free Throw Percentage	.925	Ricky Pierce	1990-91
Offensive Rebounds	361	Marvin Webster	1977-78
Defensive Rebounds	815	Jack Sikma	1981-82
Total Rebounds	1,038	Jack Sikma	1981-82
Average Rebounds	13.4	Spencer Haywood	1973-74
Assists	766	Lenny Wilkens	1971-72
Average Assists	9.6	Lenny Wilkens	1971-72
Steals	261	Don "Slick" Watts	1975-76
Average Steals	3.18	Don "Slick" Watts	1975-76
Blocked Shots	242	Serge Ibaka	2012-13
Average Blocked Shots	3.65	Serge Ibaka	2011-12
Minutes Played	3,463	Lenny Wilkens	1968-69
Average Minutes Played	43.4	Spencer Haywood	1971-72

MISCELLANEOUS INDIVIDUAL RECORDS

Most Consecutive Free Throws Made:	75	Ricky Pierce	11/15/91 to 12/11/91
Most Consecutive Field Goals Made in a Game:	14	Gary Payton	1/4/95 at Cleveland
Most Consecutive Field Goals Made:	17	Lonnie Shelton	3/15/79 to 3/17/79



ALL-TIME PLAYOFF RECORDS



OKLAHOMA CITY ERA TEAM PLAYOFF RECORDS

Thunder Records

MOST POINTS SCORED:

Game:	133	at Memphis (3OT)	5/9/11
Half:	67	at San Antonio	5/29/12
Quarter:	39	at Houston	4/27/13
	39	LA Lakers	5/14/12

FIELD GOALS MADE:

Game:	44	at LA Clippers	5/9/14
	44	LA Clippers	5/7/14
	44	San Antonio	6/2/12
	44	LA Lakers	5/14/12
Half:	28	Dallas	5/23/11
Quarter:	16	LA Clippers	5/7/14

FIELD GOALS ATTEMPTED:

Game:	95	at Memphis (3OT)	5/9/11
Half:	51	LA Lakers	5/21/12
Quarter:	27	LA Lakers	5/21/12

FREE THROWS MADE:

Game:	42	at Memphis (3OT)	5/9/11
	42	LA Lakers	4/24/10
Half:	27	at Dallas	5/17/11
Quarter:	15	at Dallas	5/17/11
	15	at Memphis	5/9/11

FREE THROWS ATTEMPTED:

Game:	50	at Memphis (3OT)	5/9/11
Half:	31	at Dallas	5/17/11
Quarter:	19	at Denver	4/23/11

REBOUNDS:

Game:	62	at Memphis (3OT)	5/9/11
Half:	34	Dallas	5/23/11
Quarter:	23	Lakers	5/21/12

ASSISTS:

Game:	28	Houston	4/21/13
Half:	15	Houston	4/21/13
	15	San Antonio	5/31/12
	15	Memphis	5/15/11
Quarter:	10	at LA Clippers	5/9/14

STEALS:

Game:	14	San Antonio	5/31/12
Half:	9	at San Antonio	5/27/12
Quarter:	6	at Miami	6/17/12
	6	at San Antonio	6/4/12

BLOCKS:

Games:	17	at L.A. Lakers	4/20/10
Half:	10	Houston	5/1/13
Quarter:	8	Houston	5/1/13

Opponent Records

MOST POINTS SCORED:

Game:	123	at Memphis (3OT)	5/9/11
Half:	69	LA Clippers	5/5/14
Quarter:	39	LA Clippers	5/5/14
	39	at San Antonio	5/27/12

FIELD GOALS MADE:

Game:	50	at San Antonio	5/19/14
Half:	29	at San Antonio	5/19/14
Quarter:	16	LA Clippers	5/5/14

FIELD GOALS ATTEMPTED:

Game:	111	at Memphis (3OT)	5/9/11
Half:	49	Houston	4/24/13
Quarter:	28	Houston	4/24/13

FREE THROWS MADE:

Game:	41	at LA Lakers	5/18/12
Half:	26	at LA Lakers	5/18/12
Quarter:	17	at LA Lakers	5/18/12

FREE THROWS ATTEMPTED:

Game:	45	at Denver	4/23/11
Half:	30	at Denver	4/23/11
Quarter:	20	at Denver	4/23/11

REBOUNDS:

Game:	64	at Memphis (3OT)	5/9/11
Half:	31	Houston	4/24/13
	31	Memphis	5/7/11
	31	LA Lakers	4/20/10 (2nd)
	31	LA Lakers	4/20/10 (1st)
Quarter:	17 (7x)	MR: Houston	4/24/13

ASSISTS:

Game:	27	at San Antonio	5/21/14
	27	at San Antonio	5/29/12
	27	at LA Lakers	4/27/10
Half:	17	at LA Clippers	5/15/15
Quarter:	11	at LA Clippers	5/15/14
	1	at LA Lakers	4/27/10

STEALS:

Game:	15	Dallas (OT)	5/23/11
Half:	9	Dallas	5/23/11
Quarter:	6	Denver	4/27/11
	6	at LA Lakers	4/27/10

BLOCKS:

Games:	12	at Houston	4/27/13
Half:	7	at L.A. Lakers	4/27/10
Quarter:	5	at Houston	4/27/13
	5	at L.A. Lakers	4/27/10

OKLAHOMA CITY ERA INDIVIDUAL PLAYOFF RECORDS



Thunder Records

POINTS:

Game:	43	Russell Westbrook at Miami	6/19/12
Half:	28	Kevin Durant vs. San Antonio	6/2/12
Quarter:	18	Kevin Durant vs. Houston	5/1/13
	18	Kevin Durant vs. San Antonio	6/2/12

REBOUNDS:

Game:	19	Kevin Durant vs. LA Lakers	4/22/10
Half:	12	Kevin Durant at LA Clippers	5/15/14
	12	Kevin Durant vs. Dallas	5/23/11
Quarter:	8	Kevin Durant at LA Clippers	5/15/14
	8	Kevin Durant vs. Dallas	5/23/11

ASSISTS:

Game:	16	Russell Westbrook vs. Memphis	5/3/14
Half:	8	Russell Westbrook at LA Clippers	5/15/14
	8	Russell Westbrook vs. Memphis	5/3/14
Quarter:	7	Russell Westbrook at LA Clippers	5/15/14

STEALS:

Game:	6	Russell Westbrook vs. San Antonio	5/31/14
		Thabo Sefolosha vs. San Antonio	5/31/12
Half:	4 (3x)	MR: Russell Westbrook vs. San Antonio	5/31/14
Quarter:	4	Thabo Sefolosha vs. San Antonio	5/31/12
	4	Thabo Sefolosha vs. San Antonio	5/27/12

BLOCKS:

Game:	9	Serge Ibaka vs. Denver	4/27/11
Half:	5	Serge Ibaka vs. LA Lakers	5/16/12
	5	Serge Ibaka vs. Denver	4/27/11
Quarter:	5	Serge Ibaka vs. Denver	4/27/11

FIELD GOALS MADE:

Game:	20	Russell Westbrook at Miami	6/19/12
Half:	11	Russell Westbrook at Miami	6/19/12
	11	Kevin Durant vs. San Antonio	6/2/12
Quarter:	7	Russell Westbrook at Miami	6/19/12
	7	Kevin Durant vs. San Antonio	6/2/12

FIELD GOALS ATTEMPTED:

Game:	33	Russell Westbrook at Memphis	5/9/11
Half:	18	Russell Westbrook vs Houston	4/24/13
	18	Russell Westbrook at Denver	4/25/11
Quarter:	11	Kevin Durant vs. Houston	4/24/13
	11	Russell Westbrook at Denver	4/25/10

FREE THROWS MADE:

Game:	18	Kevin Durant at Dallas	5/17/11
Half:	14	Kevin Durant at Dallas	5/17/11
Quarter:	8	Kevin Durant at Dallas	5/17/11

FREE THROWS ATTEMPTED:

Game:	19	Kevin Durant at Dallas	5/17/11
Half:	14	Kevin Durant at Dallas	5/17/11
Quarter:	9	Kevin Durant vs. Houston	5/1/13

Opponent Records

POINTS:

Game:	48	Dirk Nowitzki at Dallas	5/17/11
Half:	27	Dirk Nowitzki at Dallas	5/17/11
Quarter:	17	Tony Parker vs. San Antonio	6/6/12
	17	Dirk Nowitzki vs. Dallas	5/23/11
	17	Dirk Nowitzki at Dallas	5/17/11

REBOUNDS:

Game:	21	Marc Gasol at Memphis (3OT)	5/9/11
	21	Zach Randolph at Memphis (OT)	5/7/11
Half:	14	Marc Gasol at Memphis	5/9/11
Quarter:	10	Marc Gasol at Memphis	5/9/11

ASSISTS:

Game:	16	Chris Paul at LA Clippers	5/9/14
Half:	10	Tony Parker vs. San Antonio	6/6/12
Quarter:	6	Lebron James at Miami	6/21/12

STEALS:

Game:	7	Jason Kidd vs. Dallas	4/28/12
Half:	5	Jason Kidd vs. Dallas	4/28/12
Quarter:	3 (7x)	MR: Marc Gasol vs. Memphis	5/3/14

BLOCKS:

Game:	5	Tim Duncan vs. San Antonio	5/31/12
	5	Marc Gasol vs. Memphis	5/3/11
Half:	4	Tim Duncan vs. San Antonio	5/31/12
Quarter:	2 (29x)	MR: James Harden at Houston	5/3/13

FIELD GOALS MADE:

Game:	18	Kobe Bryant vs. LA Lakers	5/21/12
Half:	10	Kobe Bryant vs. LA Lakers	5/21/12
Quarter:	7	Tony Parker vs. San Antonio	6/6/12
	7	Dirk Nowitzki at Dallas	5/19/11

FIELD GOALS ATTEMPTED:

Game:	33	Kobe Bryant vs. LA Lakers	5/21/12
Half:	18	Kobe Bryant vs. LA Lakers	5/21/12
Quarter:	11	Dwayne Wade at Miami	6/17/12
	11	Kobe Bryant vs. LA Lakers	5/14/12

FREE THROWS MADE:

Game:	24	Dirk Nowitzki at Dallas	5/17/11
Half:	19	Dirk Nowitzki at Dallas	5/17/11
Quarter:	13	Dirk Nowitzki at Dallas	5/17/11

FREE THROWS ATTEMPTED:

Game:	24	Dirk Nowitzki at Dallas	5/17/11
Half:	19	Dirk Nowitzki at Dallas	5/17/11
Quarter:	16	Omer Asik vs. Houston	5/1/13



THUNDER TEAM PLAYOFF RECORDS

MOST POINTS SCORED:

Game:	133	at Memphis (3OT)	5/9/11
Half:	70	Utah	5/8/93
	70	at Dallas	4/23/87
Quarter:	42	at Phoenix	4/20/76

FEWEST POINTS SCORED:

Game:	68	L.A. Lakers	5/6/98
Half:	26	at San Antonio	5/3/02
Quarter:	10	2 times, MR at MEM	5/7/11

FIELD GOALS MADE:

Game:	52	at Dallas	4/23/87
Half:	29	Houston	4/21/82
Quarter:	16	LA Clippers	5/7/14
	16	Denver	5/3/88
	16	at Dallas	4/17/84
Fewest Game:	25	L.A. Lakers	5/6/98

FIELD GOALS ATTEMPTED:

Game:	107	at Dallas	4/23/87
Half:	63	at Dallas	4/23/87
Quarter:	35	Milwaukee	4/15/80
Fewest Game:	53	at Utah	5/26/96

FIELD GOAL PERCENTAGE:

Highest:	.615	Golden State	4/28/92
Lowest:	.318	L.A. Lakers	4/29/95

FREE THORWS MADE:

Game:	47	at Denver	5/5/78
Half:	32	Portland	4/2/80
Quarter:	20	Phoenix	5/17/79
Fewest Game:	5	at San Antonio	5/21/14

FREE THROWS ATTEMPTED:

Game:	62	at Denver	5/5/78
Half:	36	Portland	4/2/80
Quarter:	25	at Phoenix	5/17/79
Fewest Game:	9	at Utah	5/6/93

FREE THROW PERCENTAGE:

Highest:	1.000	at Houston	5/3/13
Lowest:	.478	at Washington	5/20/79

REBOUNDS:

Game:	71	Portland	4/23/78
Half:	37	at Dallas	4/24/84
Quarter:	23	LA Lakers	5/21/12
Fewest Game:	25	at Denver	5/2/94
	25	at Phoenix	6/1/93

ASSISTS:

Game:	38	Houston	5/14/87
Half:	24	Houston	4/21/82
Quarter:	14	Houston	4/21/82
Fewest Game:	10	at Chicago	6/7/96

PERSONAL FOULS:

Game:	38	at Phoenix	6/5/93
	38	at Denver	5/5/78

DISQUALIFICATIONS:

Game	3	at Phoenix	6/5/93
	3	Washington	5/29/79
	3	Denver	5/12/78

STEALS:

Game:	18	at Golden State	4/16/75
Fewest Game:	1	at LA Clippers	5/9/14

BLOCKS:

Games:	17	at L.A. Lakers	4/20/10
Half:	10	Houston	5/1/13
Fewest Game:	1	16 times, MR: MEM	5/3/14

TURNOVERS:

Game:	31	at Phoenix	5/6/79
Half:	18	at Phoenix	4/18/76
Quarter:	11	at Phoenix	5/8/79
	11	at Phoenix	4/20/76
	11	at Golden State	4/16/75
Fewest Game:	4	LA Lakers	5/14/12

THUNDER OPPONENT PLAYOFF RECORDS



MOST POINTS SCORED:

Game:	151	at Dallas	4/23/87
Half:	77	at Dallas	4/23/87
Quarter:	43	at Dallas	4/23/87

FEWEST POINTS SCORED:

Game:	71	L.A. Lakers	4/27/95
Half:	29	L.A. Lakers	4/27/96
Quarter:	10	Houston	4/25/82

FIELD GOALS MADE:

Game:	59	at Dallas	4/23/87
Half:	31	at Dallas	4/23/87
Quarter:	17	at Phoenix	5/13/79
Fewest Game:	21	Phoenix	4/27/97

FIELD GOALS ATTEMPTED:

Game:	114	at Golden State	4/22/75
Half:	62	at Golden State	4/22/75
Quarter:	32	at Golden State	4/22/75
Fewest Game:	64	L.A. Lakers	5/12/98

FIELD GOAL PERCENTAGE:

Highest:	.615	at Phoenix	4/27/76
Lowest:	.269	Phoenix	4/27/97

FREE THORWS MADE:

Game:	57	at Phoenix	6/5/93
Half:	39	at Phoenix	6/5/93
Quarter:	24	at Phoenix	6/5/93
Fewest Game:	6	Phoenix	5/3/97
	6	Houston	5/4/96

FREE THROWS ATTEMPTED:

Game:	64	at Phoenix	6/5/93
Half:	41	at Phoenix	6/5/93
Quarter:	24	at Phoenix	6/5/93
Fewest Game:	9	Phoenix	5/3/97

FREE THROW PERCENTAGE:

Highest:	1.000	at Dallas	4/19/84
Lowest:	.462	Houston	5/4/96

REBOUNDS:

Game:	64	at Memphis (3OT)	5/9/11
	64	at L.A. Lakers	4/14/78
Half:	39	at Washington	6/4/78
Quarter:	21	Detroit	4/8/75
Fewest Game:	22	Golden State	4/28/92

ASSISTS:

Game:	36	at Dallas	4/23/87
Half:	20	at Houston	5/5/97
	20	at Houston	5/12/87
	20	at L.A. Lakers	4/22/80
Quarter:	12	at Utah	5/30/96
	12	at Houston	5/20/93
	12	L.A. Lakers	4/25/80
	12	at Phoenix	4/27/76
Fewest Game:	11	LA Lakers	5/16/12
	11	at San Antonio	4/22/02
	11	Portland	4/6/80

PERSONAL FOULS:

Game:	38	at Denver	5/5/78
-------	----	-----------	--------

DISQUALIFICATIONS:

Game:	3	Washington	5/29/79
	3	Denver	5/12/78

STEALS:

Game:	22	at Golden State	4/14/75
Half:	13	at Golden State	4/14/75
Fewest Game:	0	Phoenix	4/15/76

BLOCKS:

Games:	16	at Phoenix	5/24/93
Half:	9	at Phoenix	5/24/93
Fewest Game:	0	Houston	5/17/97
	0	Washington	5/21/78

TURNOVERS:

Game:	27	Detroit	4/12/75
Half:	18	Detroit	4/12/75
Quarter:	12	Sacramento	4/26/96
Fewest Game:	6	3x, MR: at LAC	5/9/14



INDIVIDUAL PLAYOFF RECORDS

Thunder Records

POINTS:

Game:	45	Fred Brown vs. Phoenix	4/15/76
Half:	31	Gus Williams at Dallas	4/17/84
	31	Fred Brown vs. Phoenix	4/15/76
Quarter:	23	Gus Williams at Dallas	4/17/84

REBOUNDS:

Game:	23	Marvin Webster at Denver	4/6/80
Half:	15	Marvin Webster vs. Portland	4/23/76
Quarter:	10	Paul Silas at Milwaukee	4/18/80

ASSISTS:

Game:	16	Russell Westbrook vs. Memphis	5/3/14
	16	Nate McMillan vs. Houston	5/14/87
Half:	11	Nate McMillan vs. LA Lakers	5/25/87
Quarter:	8	Gus Williams vs. Dallas	4/21/84

STEALS:

Game:	6	Russell Westbrook vs. San Antonio	5/31/14
	6	Thabo Sefolosha vs. San Antonio	5/31/12
	6	Hersey Hawkins at Houston	5/7/97
	6	Shawn Kemp at Sacramento	5/2/96
	6	Nate McMillan vs. Phoenix	5/20/93
	6	Sedale Threatt vs. LA Lakers	5/12/89
	6	Dennis Johnson vs. Portland	4/6/80
	6	Slick Watts vs. Detroit	4/10/75
Half:	5	Nate McMillan vs. Phoenix	5/20/93
	5	Gus Williams vs. Dallas	4/21/84
	5	Lonnie Shelton vs. LA Lakers	4/27/80

BLOCKS:

Game:	9	Serge Ibaka vs. Denver	4/27/11
Half:	5	Serge Ibaka vs. LA Lakers	5/16/12
	5	Serge Ibaka vs. Denver	4/27/11
	5	Shawn Kemp at Phoenix	5/26/93
	5	Dennis Johnson at Washington	5/28/78

FIELD GOALS MADE:

Game:	20	Xavier McDaniel vs. LA Lakers	5/23/87
Half:	14	Gus Williams at Dallas	4/27/84
Quarter:	11	Gus Williams at Dallas	4/17/84

FIELD GOALS ATTEMPTED:

Game:	35	Fred Brown vs. Phoenix	4/15/76
Half:	24	Fred Brown vs. Phoenix	4/15/76

FREE THROWS MADE:

Game:	18	Kevin Durant at Dallas	5/17/11
Half:	14	Kevin Durant at Dallas	5/17/11
Quarter:	10	Shawn Kemp vs. Golden State	4/28/92
	10	Gus Williams vs. LA Lakers	4/25/79

FREE THROWS ATTEMPTED:

Game:	19	Kevin Durant at Dallas	5/17/11
Half:	15	Kevin Durant at Dallas	5/17/11
Quarter:	11	Shawn Kemp vs. Golden State	4/28/92

Opponent Records

POINTS:

Game:	50	Karl Malone at Utah	4/22/00
Half:	27	Dirk Nowitzki at Dallas	5/17/11
	27	Michael Jordan vs. Chicago	6/9/96
Quarter:	19	Rex Chapman vs. Phoenix	4/25/97
	19	James Worthy at LA Lakers	5/19/87

REBOUNDS:

Game:	25	Hakeem Olajuwon vs. Houston	5/14/87
Half:	15	Charles Barkley at Phoenix	6/5/93
Quarter:	12	Charles Barkley at Phoenix	6/5/93

ASSISTS:

Game:	19	Norm Nixon at LA Lakers	4/22/79
Half:	11	Magic Johnson vs. LA Lakers	5/25/87
	11	Norm Nixon at LA Lakers	4/22/79
Quarter:	8	Magic Johnson vs. LA Lakers	5/25/87

STEALS:

Game:	8	Tim Hardaway vs. Golden State	4/30/92
	8	Rick Barry at Golden State	4/14/75
Half:	5	Jason Kidd vs. Dallas	4/28/12
	5	Tim Hardaway vs. Golden State	4/30/92
	5	Rick Barry at Golden State	4/14/75
	5	Dave Bing at Detroit	4/10/75

BLOCKS:

Game:	8	Shaquille O'Neal vs. LA Lakers	5/12/98
	8	Dikembe Mutombo vs. Denver	5/7/94
	8	Hakeem Olajuwon vs. Houston	5/16/93
	8	George Johnson vs. Golden State	4/24/75
Half:	6	George Johnson vs. Golden State	4/24/75

FIELD GOALS MADE:

Game:	19	Hakeem Olajuwon vs. Houston	5/14/87
Half:	10 (7x)	MR: Kobe Bryant vs. LA Lakers	5/21/12
Quarter:	8	James Worthy at LA Lakers	5/19/87

FIELD GOALS ATTEMPTED:

Game:	33	Kobe Bryant vs. LA Lakers	5/21/12
	33	Hakeem Olajuwon vs. Houston	5/14/87
Half:	18	Kobe Bryant vs. LA Lakers	5/21/12

FREE THROWS MADE:

Game:	24	Dirk Nowitzki at Dallas	5/17/11
Half:	19	Dirk Nowitzki at Dallas	5/17/11
	19	Charles Barkley at Phoenix	6/5/93
Quarter:	13	Dirk Nowitzki at Dallas	5/17/11

FREE THROWS ATTEMPTED:

Game:	24	Dirk Nowitzki at Dallas	5/17/11
Half:	20	Charles Barkley at Phoenix	6/5/93
Quarter:	16	Omer Asik vs. Houston	5/1/13



TOP SINGLE-GAME PLAYOFF PERFORMANCES

POINTS:

45	Fred Brown vs. Phoenix	4/15/76
43	Russell Westbrook at Miami Heat	6/19/12
43	Dale Ellis vs. Dallas	4/28/87
42	Xavier McDaniel vs. LA Lakers	5/23/87
41	Kevin Durant at Houston	4/27/13
41	Kevin Durant vs. Denver	4/27/11
41	Kevin Durant vs. Denver	4/17/11
40	Russell Westbrook vs. San Antonio	5/27/14
40	Kevin Durant at LA Clippers	5/11/14
40	Kevin Durant at Dallas	5/17/11
40	Russell Westbrook at Memphis	5/9/11
39	Kevin Durant at LA Clippers	5/15/14
39	Kevin Durant vs. Memphis	5/15/11
38	Russell Westbrook vs. LA Clippers	5/13/14
38	Kevin Durant at Houston	4/29/13
38	Tom Chambers vs. Houston	5/14/87
38	Gus Williams vs. LA Lakers	4/18/79

REBOUNDS:

23	Marvin Webster vs. Portland	4/23/78
20	Shawn Kemp at Phoenix	5/1/97
20	Shawn Kemp vs. Golden State	4/20/92
20	Tom Burison at Phoenix	4/20/76
19	Kevin Durant vs. LA Lakers	4/22/10
19	Shawn Kemp at Golden State	4/25/92
19	Marvin Webster vs. Washington	6/7/78
18	Shawn Kemp at LA Lakers	5/4/95
18	Shawn Kemp at Houston	5/10/96
18	Shawn Kemp at LA Lakers	5/4/95
18	Danny Vranes at Portland	4/22/83
18	Marvin Webster vs. LA Lakers	4/16/78

ASSISTS:

16	Russell Westbrook vs. Memphis	5/3/14
16	Nate McMillan vs. Houston	5/14/87
15	Nate McMillan vs. LA Lakers	5/23/87
15	Gus Williams vs. Dallas	4/21/84
14	Russell Westbrook vs. Memphis	5/15/11
14	Gary Payton at Phoenix	5/1/97
14	Gus Williams vs. Dallas	4/26/84
13	Russell Westbrook at LA Clippers	5/9/14
13	Russell Westbrook vs. Memphis	4/29/14
13	Gary Payton at LA Lakers	5/10/98
13	Gary Payton at LA Lakers	5/8/98
13	Gary Payton vs. Houston	5/15/97
13	John Johnson vs. Washington	5/27/79

STEALS:

6	Russell Westbrook vs. San Antonio	5/31/14
6	Thabo Sefolosha vs. San Antonio	5/31/12
6	Hersey Hawkins at Houston	5/7/97
6	Shawn Kemp at Sacramento	5/2/96
6	Nate McMillan vs. Phoenix	5/30/93
6	Sedale Threatt vs. LA Lakers	5/12/89
6	Dennis Johnson vs. Portland	4/6/80
6	Slick Watts at Detroit	4/10/75

FIELD GOALS MADE:

20	Russell Westbrook at Miami	6/19/12
20	Xavier McDaniel vs. LA Lakers	5/23/87
19	Fred Brown vs. Phoenix	4/15/76
18	Dale Ellis vs. Dallas	4/28/87
17	Gus Williams at Dallas	4/17/87
17	Gus Williams vs. LA Lakers	4/18/79
15	Russell Westbrook at LA Lakers	5/19/12
15	Russell Westbrook at Memphis	5/9/11
15	Dale Ellis vs. Dallas	5/14/87
15	Fred Brown at LA Lakers	4/22/80
15	Gus Williams at Denver	5/14/78
15	Gus Williams at Portland	4/21/78

FIELD GOALS ATTEMPTED:

35	Fred Brown vs. Phoenix	4/15/76
33	Russell Westbrook at Memphis	5/9/11
33	Gus Williams vs. LA Lakers	4/18/79
32	Russell Westbrook at Miami	6/19/12
31	Russell Westbrook vs. Memphis	4/29/14
30	Kevin Durant at Houston	4/27/13
30	Russell Westbrook at Denver	4/25/11
30	Dale Ellis at Houston	5/12/87
30	Fred Brown vs. Washington	5/21/78
29	Xavier McDaniel vs. LA Lakers	5/23/87
29	Tom Chambers vs. Houston	5/14/87
29	Dale Ellis at Houston	5/5/87
29	Gus Williams vs. San Antonio	4/28/82
28	Kevin Durant vs. Memphis	4/21/14
28	Russell Westbrook vs. Memphis	4/21/14
28	Russell Westbrook at Dallas	5/25/11
28	Dale Ellis vs. Dallas	4/28/87
28	Fred Brown at Detroit	4/10/75

FREE THROWS MADE:

18	Kevin Durant at Dallas	5/17/11
17	Russell Westbrook vs. San Antonio	5/31/14
16	Kevin Durant at Memphis	5/9/11
15	Kevin Durant at LA Clippers	5/11/14
14	Russell Westbrook vs. San Antonio	5/27/14
14	Russell Westbrook vs. LA Clippers	5/13/14
14	Kevin Durant at Memphis	5/11/14
14	Kevin Durant vs. Dallas	4/30/12
14	Russell Westbrook at Dallas	5/17/11
14	Kevin Durant vs. LA Lakers	4/30/10
14	Shawn Kemp vs. Houston	5/9/97
14	Shawn Kemp at Chicago	6/5/96
14	Benoit Benjamin vs. Portland	4/30/91
14	Tom Chambers vs. Houston	5/14/87
14	Jack Sikma vs. San Antonio	4/27/82
13	Kevin Durant vs. Houston	5/1/13
13	Kevin Durant at Houston	4/29/13
13	Shawn Kemp at Phoenix	5/1/97
13	Shawn Kemp at Chicago	6/7/96
13	Detlef Schrempf vs. Denver	4/28/94
13	Jack Sikma vs. Phoenix	5/17/79
13	Dennis Johnson vs. Washington	5/30/78

FREE THROWS ATTEMPTED:

19	Kevin Durant at Dallas	5/17/11
18	Russell Westbrook vs. San Antonio	5/31/14
18	Kevin Durant at LA Clippers	5/11/14
18	Russell Westbrook at Dallas	5/17/11
18	Kevin Durant at Memphis	5/9/11
17	Marvin Webster at Denver	5/5/78
16	Russell Westbrook vs. LA Clippers	5/13/14
16	Kevin Durant vs. Houston	5/1/13
16	Kevin Durant vs. Dallas	4/30/12
16	Shawn Kemp vs. Houston	5/9/97
16	Shawn Kemp at Phoenix	5/1/97
16	Shawn Kemp at Chicago	6/7/96
16	Shawn Kemp at Chicago	6/5/96
16	Gary Payton vs. Sacramento	4/46/96
16	Tom Chambers vs. Houston	5/14/87
16	Gus Williams at Phoenix	4/6/79
16	Marvin Webster at Phoenix	6/7/78



OPPONENT TOP SINGLE-GAME PLAYOFF PERFORMANCES

POINTS:

50	Karl Malone at Utah	4/22/00
49	Hakeem Olajuwon vs. Houston	5/14/87
48	Dirk Nowitzki at Dallas	5/17/11
44	Charles Barkley at Phoenix	6/5/93
43	Charles Barkley at Phoenix	6/1/93
42	Kobe Bryant vs. LA Lakers	5/21/12
42	Rex Chapman vs. Phoenix	4/25/97
40	Dirk Nowitzki vs. Dallas	5/23/11
39	Kobe Bryant at LA Lakers	4/20/10
39	Shaquille O'Neal at LA Lakers	5/10/98
39	Clyde Drexler at Portland	4/26/91
39	James Worthy vs. LA Lakers	5/23/87
39	Paul Westphal at Phoenix	4/20/76
39	Rick Barry at Golden State	4/14/75

REBOUNDS:

25	Hakeem Olajuwon vs. Houston	5/14/87
24	Charles Barkley at Phoenix	6/5/93
23	Moses Malone at Houston	4/23/82
21	Marc Gasol at Memphis	5/9/11
21	Zach Randolph at Memphis	5/7/11
20	Charles Barkley at Houston	5/13/97
20	Dennis Rodman at Chicago	6/7/96
20	Elvin Hayes at Washington	5/28/78
19	Dennis Rodman at Chicago	6/16/96
19	Brian Williams vs. Denver	5/7/94

ASSISTS:

19	Norm Nixon at LA Lakers	4/22/79
17	John Stockton at Utah	5/14/92
16	Chris Paul at LA Clippers	5/9/14
15	John Stockton at Utah	5/6/93
15	John Stockton at Utah	5/6/92
14	Chris Paul vs. LA Clippers	5/13/14
14	Jason Kidd at Phoenix	5/1/97
14	John Stockton at Utah	5/8/92
14	Magic Johnson vs. LA Lakers	5/12/89
14	Magic Johnson vs. LA Lakers	5/7/89
14	Johnny Moore vs. San Antonio	4/28/82
13	Lebron James at Miami	6/21/12
13	John Stockton vs. Utah	5/12/92

STEALS:

8	Tim Hardaway vs. Golden State	4/30/92
7	Jason Kidd vs. Dallas	4/28/12
6	Magic Johnson at LA Lakers	4/23/80
5	Tony Allen vs. Memphis	5/7/13
5	James Harden at Houston	4/29/13
5	Jason Kidd at Dallas	5/19/11
5	John Stockton at Utah	5/14/92
5	Magic Johnson at LA Lakers	5/7/89
5	Quinn Buckner vs. Milwaukee	4/20/80
5	Paul Westphal vs. Phoenix	4/25/76
5	Paul Westphal at Phoenix	4/20/76
5	Butch Beard at Golden State	4/16/75
5	Rick Barry at Golden State	4/22/75
5	Dave Bing at Detroit	4/10/75

FIELD GOALS MADE:

19	Hakeem Olajuwon vs. Houston	5/14/87
18	Kobe Bryant vs. LA Lakers	5/21/12
18	Karl Malone at Utah	4/22/00
16	Tony Parker at San Antonio	5/29/12
16	Charles Barkley at Phoenix	6/1/93
16	James Worthy vs. LA Lakers	5/23/87
16	David Thompson at Denver	5/14/78
16	Paul Westphal at Phoenix	4/20/76
16	Rick Barry at Golden State	4/14/75
15	Shaquille O'Neal at LA Lakers	5/10/98
15	James Worthy vs. LA Lakers	5/14/89
15	George Gervin at San Antonio	4/30/82
15	Kareem Abdul-Jabbar at LA Lakers	4/25/80
15	Lionel Hollins vs. Portland	4/26/78
15	Kareem Abdul-Jabbar vs. LA Lakers	4/16/78

FIELD GOALS ATTEMPTED:

33	Kobe Bryant vs. LA Lakers	5/21/12
33	Hakeem Olajuwon vs. Houston	5/14/87
32	Karl Malone at Utah	4/22/00
31	George Gervin at San Antonio	4/30/82
30	Alex English at Denver	4/29/88
30	Paul Westphal vs. Phoenix	5/4/79
29	Kobe Bryant vs. LA Lakers	4/22/10
29	Karl Malone at Utah	5/24/96
29	Tim Hardaway vs. Golden State	4/30/92
28	Kobe Bryant at LA Lakers	5/19/12
28	Kobe Bryant at LA Lakers	4/20/10
28	Moses Malone at Houston	4/23/82
28	Kareem Abdul-Jabbar at LA Lakers	4/23/80
28	Lionel Hollins vs. Portland	4/26/78
28	Kareem Abdul-Jabbar at LA Lakers	4/16/78

FREE THROWS MADE:

24	Dirk Nowitzki at Dallas	5/17/11
19	Charles Barkley at Phoenix	6/5/93
18	Kobe Bryant at LA Lakers	5/18/12
17	James Harden vs. Houston	4/24/13
17	Karl Malone at Utah	5/14/92
16	Zach Randolph at Memphis	5/9/11
15	Sarunas Marciulionis vs. Golden State	4/28/92
14	Kobe Bryant at LA Lakers	5/19/12
14	Dirk Nowitzki vs. Dallas	5/23/11
14	Tim Duncan at San Antonio	4/22/02
14	Kevin Johnson vs. Phoenix	6/5/93

FREE THROWS ATTEMPTED:

24	Dirk Nowitzki at Dallas	5/17/11
22	Charles Barkley at Phoenix	6/5/93
20	James Harden vs. Houston	4/24/13
20	Shaquille O'Neal at LA Lakers	5/10/98
18	Omer Asik vs. Houston	5/1/13
18	Kobe Bryant at LA Lakers	5/18/12
18	Karl Malone at Utah	5/14/92
17	Kobe Bryant at LA Lakers	5/19/12
17	Zach Randolph at Memphis	5/9/11
17	Calvin Natt vs. Portland	4/22/83
16	Zach Randolph vs. Memphis	5/15/13
16	Tim Duncan at San Antonio	4/22/02
16	Michael Jordan at Chicago	6/7/96
16	Karl Malone vs. Utah	5/20/96
16	Kevin Johnson vs. Phoenix	6/5/93



THUNDER CAREER PLAYOFF LEADER

POINTS

1.	Kevin Durant	2,109
2.	Gary Payton	1,668
3.	Gus Williams	1,602
4.	Russell Westbrook	1,544
5.	Shawn Kemp	1,386
6.	Fred Brown	1,197
7.	Jack Sikma	1,035
8.	Dennis Johnson	967
9.	Detlef Schrempf	868
10.	Serge Ibaka	755

REBOUNDS

1.	Shawn Kemp	789
2.	Shawn Kemp	677
3.	Kevin Durant	603
4.	Serge Ibaka	486
5.	Gary Payton	412
6.	Russell Westbrook	387
7.	Sam Perkins	375
8.	Kendrick Perkins	364
9.	Paul Silas	360
10.	Lonnie Shelton	347

STEALS

1.	Gary Payton	156
2.	Gus Williams	139
3.	Nate McMillan	131
4.	Russell Westbrook	112
5.	Shawn Kemp	93
6.	Kevin Durant	80
7.	Dennis Johnson	78
8.	Hersey Hawkins	75
9.	Fred Brown	74
10.	Thabo Sefolosha	73

GAMES PLAYED

1.	Nate McMillan	98
2.	Gary Payton	94
3.	Fred Brown	83
4.	Nick Collison	82
5.	Shawn Kemp	74
6.	Kevin Durant	72
7T.	Serge Ibaka	71
7T.	Sam Perkins	71
9T.	Jack Sikma	69
9T.	Gus Williams	69

SCORING AVG (MIN. 10 GMS)

1.	Kevin Durant	29.3
2.	Ray Allen	26.5
3.	Russell Westbrook	24.1
4.	Gus Williams	23.2
5.	Tom Chambers	21.6
6.	Tom Burleson	20.7
7.	Xavier McDaniel	20.0
8.	Dale Ellis	18.8
9.	Shawn Kemp	18.2
10.	Dennis Johnson	17.9

ASSISTS

1.	Gary Payton	572
2.	Nate McMillan	505
3.	Russell Westbrook	428
4.	Gus Williams	365
5.	Kevin Durant	286
6.	John Johnson	266
7.	Dennis Johnson	198
8.	Fred Brown	193
9.	Detlef Schrempf	169
10.	Jack Sikma	165

BLOCKED SHOTS

1.	Serge Ibaka	200
2.	Shawn Kemp	133
3.	Kevin Durant	87
4.	Dennis Johnson	59
5.	Marvin Webster	58
6.	Jack Sikma	57
7.	Sam Perkins	55
8T.	Kendrick Perkins	49
8T.	Derrick McKey	49
10.	Nick Collison	44

MINUTES

1.	Gary Payton	3,627
2.	Kevin Durant	3,572
3.	Shawn Kemp	2,678
4.	Gus Williams	2,485
5.	Jack Sikma	2,473
6.	Russell Westbrook	2,420
7.	Nate McMillan	2,186
8.	Serge Ibaka	2,160
9.	Sam Perkins	2,112
10.	Dennis Johnson	2,100

FIELD GOALS MADE

1.	Kevin Durant	702
2.	Gary Payton	657
3.	Gus Williams	648
4.	Russell Westbrook	539
5.	Fred Brown	499
6.	Shawn Kemp	471
7.	Jack Sikma	400
8.	Dennis Johnson	357
9.	Serge Ibaka	317
10.	Detlef Schrempf	303

FIELD GOALS ATTEMPTED

1.	Kevin Durant	1,519
2.	Gary Payton	1,447
3.	Gus Williams	1,339
4.	Russell Westbrook	1,280
5.	Fred Brown	1,082
6.	Shawn Kemp	933
7.	Jack Sikma	891
8.	Dennis Johnson	840
9.	Sam Perkins	645
10.	Detlef Schrempf	633

FREE THROWS MADE

1.	Kevin Durant	552
2.	Shawn Kemp	411
3.	Russell Westbrook	399
4.	Gus Williams	301
5.	Gary Payton	250
6.	Dennis Johnson	248
7.	Jack Sikma	235
8.	Detlef Schrempf	211
9.	James Harden	190
10.	Fred Brown	186

FREE THROWS ATTEMPTED

1.	Kevin Durant	658
2.	Shawn Kemp	555
3.	Russell Westbrook	469
4.	Gus Williams	411
5.	Gary Payton	357
6.	Dennis Johnson	330
7.	Jack Sikma	290
8.	Detlef Schrempf	264
9.	Fred Brown	227
10.	James Harden	225

3-POINT FIELD GOALS MADE

1.	Kevin Durant	153
2.	Gary Payton	104
3.	Sam Perkins	102
4.	Russell Westbrook	67
5.	Hershey Hawkins	66
6.	James Harden	61
7.	Derek Fisher	54
8.	Detlef Schrempf	51
9.	Thabo Sefolosha	43
10.	Dale Ellis	42

3-POINT FIELD GOALS ATT.

1.	Kevin Durant	449
2.	Gary Payton	291
3.	Sam Perkins	271
4.	Russell Westbrook	234
5.	James Harden	170
5.	Hershey Hawkins	166
7.	Thabo Sefolosha	147
8.	Derek Fisher	140
9.	Nate McMillan	128
10.	Detlef Schrempf	124



IN THE PLAYOFFS, THE LAST TIME THE THUNDER...

Scored 110+ points	at LA Clippers, 5/9/14	W, 118-112
Scored 120+ points	Memphis, 5/3/14	W, 120-109
Shot 50% or higher	at LA Clippers, 5/9/14	.557 (44-79); W, 118-112
Shot 55% or higher	at LA Clippers, 5/9/14	.557 (44-79); W, 118-112
Shot 60% or higher	Memphis, 5/3/14	.609 (42-69); W, 120-109
Shot 80% from the free throw line	San Antonio; 5/31/14	.879 (29-33); L, 107-112 (OT)
Shot 90% from the free throw line	at Memphis, 5/1/14	.920 (23-25); W, 104-84
Made 10+ three-pointers	at San Antonio; 5/19/14	12 3-PT FG; W, 122-105
Made 15+ three-pointers	at Phoenix, 5/1/97	16 3-PT FG; W, 122-115(OT)
Shot 50% or higher from three-point range	Memphis, 5/3/14	.579 (11-19); W, 120-109
Shot 60% or higher from three-point range	at L.A. Lakers, 5/10/98	.615 (8-13); L, 100-112
Grabbed 50+ rebounds	San Antonio; 5/25/14	52 rebounds; W, 106-97
Grabbed 55+ rebounds	at Memphis, 4/26/14	58 rebounds; W, 92-89 (OT)
Grabbed 60+ rebounds	at Memphis, 5/9/12	62 rebounds; W, 133-123 (3OT)
Handed out 25+ assists	at LA Clippers, 5/15/14	25 assists; W, 104-98
Handed out 30+ assists	at Phoenix, 5/1/97	33 assists; W, 122-115 (OT)
Had 10+ steals	San Antonio, 5/27/14	12 steals; W, 105-92
Had 15+ steals	at Houston, 5/7/97	15 steals; W, 106-101
Had 10+ blocks	San Antonio; 5/25/14	10 blocks; W, 106-97
Had five starters score in double-figures	Sacramento, 5/3/05	Allen, Lewis, James, Ridnour Evans
Had six players score in double-figures	at Houston, 5/3/13	Collison, Durant, Fisher, Jackson, Ibaka, Martin
Had two players score 20+ points	San Antonio; 5/31/14	Westbrook (34), Durant (31)
Had three players score 20+ points	San Antonio; 5/31/14	Westbrook (34), Durant (31), Jackson (21)
Had four players score 20+ points	at Phoenix, 4/27/76	Seals (24), Watts (24), Brown (22), Burleson (22)
Had two players score 30+ points	San Antonio; 5/31/14	Westbrook (34), Durant (31)
Had a player score 20+ points and 30+ points	San Antonio; 5/31/14	Westbrook (34), Durant (31), Jackson (21)
Had a player score 30+ points and 40+ points	San Antonio; 5/27/14	Westbrook (40), Durant (31)
Had two players record a double-double	at LA Clippers, 5/15/14	Durant (39 pts/16 reb) Westbrook (19 pts/12 ast) Adams (10 pts/11 reb)
Had three players record a double-double	at LA Clippers, 5/15/14	Durant (39 pts/16 reb) Westbrook (19 pts/12 ast) Adams (10 pts/11 reb)
Had a reserve score 20+ points	at Memphis, 4/26/14	Jackson (32)
Had a reserve score 30+ points	at Memphis, 4/26/14	Jackson (32)
Had a player foul out	San Antonio; 5/31/14	Jackson
Had a player ejected	Chicago, 6/9/96	Brickowski




IN THE PLAYOFFS, THE LAST TIME THE THUNDER...

IN THE PLAYOFFS, THE LAST TIME A THUNDER PLAYER...

Scored 30+ points	Russell Westbrook, vs. San Antonio, 5/31/14	34 points
Scored 40+ points	Kevin Durant, vs. San Antonio, 5/31/14	31 points
Grabbed 15+ rebounds	Russell Westbrook, vs. San Antonio, 5/27/14	40 points
Grabbed 20+ rebounds	Kevin Durant at LA Clippers, 5/15/14	16 rebounds
Handed out 10+ assists	Shawn Kemp, at Phoenix, 5/1/97	20 rebounds
Handed out 15+ assists	Russell Westbrook, vs. San Antonio, 5/27/14	10 assists
Had a 20/20 game	Russell Westbrook, vs. Memphis, 5/3/14	16 assists
	Shawn Kemp, at Phoenix, 5/1/97	24 pts/20 rebs

IN THE PLAYOFFS, THE LAST TIME A THUNDER OPPONENT PLAYER...

Scored 30+ points	Blake Griffin, at LA Clippers, 5/9/14	34 points
Scored 40+ points	Kobe Bryant, vs. L.A. Lakers, 5/21/12	42 points
Scored 50+ points	Karl Malone, at Utah, 4/22/00	50 points
Grabbed 15+ rebounds	Tim Duncan, vs. San Antonio, 5/31/14	16 rebounds
Grabbed 20+ rebounds	Marc Gasol, at Memphis, 5/9/11	21 rebounds
Handed out 10+ assists	Tony Parker, at San Antonio, 5/19/14	12 assists
Handed out 15+ assists	Chris Paul, at LA Clippers, 5/9/14	16 assists
Had a 20/20 game	Marc Gasol, at Memphis, 5/9/11	26 pts/21 rebs



THUNDER OPPONENTS



ATLANTA HAWKS

CENTENNIAL TOWER
101 Marietta Street, Suite 1900
Atlanta, GA 30303 • 404-878-3800

Mike Budenholzer
Head Coach



DIRECTORY

Principal Owner & Chair of Board of Directors:

Tony Ressler

Vice Chair of Board of Directors: Grant Hill

Alternate Governor: Steven Price

President of Basketball Operations/Head Coach:

Mike Budenholzer

Assistant Coaches: Kenny Atkinson, Darvin Ham,

Taylor Jenkins, Charles Lee, Neven Spahija, Ben Sullivan

Athletic Trainer: Art Horne

Vice President of Communications: Garin Narain

Director of Media Relations: Jon Steinberg

Senior Manager of Media Relations: Jason Rouse

GENERAL INFORMATION

Home Court: Philips Arena (18,047)

Radio: 92.9 The Game

Steve Holman

Television: FOX Sports Southeast

Bob Rathbun, Dominique Wilkins, Andre Aldridge

Team Colors: Torch Red, Georgia Granite Gray, Volt Green

LARGEST WINNING MARGIN

OKC: 24 4/3/93 at Seattle 129-105
Atlanta: 38 3/15/72 at Atlanta 96-134

CURRENT STREAKS VS. HAWKS

SITE	LAST WIN	SCORE	LAST LOSS	SCORE	STREAK
At Home	3/20/15	123-115	11/4/12	95-104	Won 2
At Atlanta	12/10/13	101-92	1/23/15	93-103	Lost 1
Overall	3/20/15	123-115	1/23/15	93-103	Won 1

2014-2015 SEASON SERIES (1-1) OKLAHOMA CITY THUNDER VS. ATLANTA

PLAYER	G-GS	MIN	FG-FGA	PCT	3FG-FGA	PCT	FT-FTA	PCT	OFF	DEF	TOT	AVG	AST	PF	DQ	STL	TO	BLK	PTS	AVG	
Westbrook, R	2-2	80	27-40	.675	5-10	.500	21-23	.913	3	10	13/6.5	25	6	4	0	1	2	1	58	29.0	
Durant, K	1-1	40	38-52	.731	3-9	.333	2-4	.500	0	3	3/3.0	3	0	1	2	1	2	1	21	21.0	
Walters, D	2-1	63	17-42	.538	2-7	.286	4-4	1.000	1	3	4/2.0	3	3	0	4	1	1	3	34	17.0	
Ibaka, S	1-1	35	42-66	.375	1-3	.333	0-0	.000	2	8	10/10.0	1	2	0	1	2	2	3	13	13.0	
Collins, N	1-0	23	51-69	.667	1-3	.333	0-1	.000	2	3	5/5.0	3	1	0	0	2	2	13	13.0		
Adams, S	2-2	62	57-80	.713	9-15	.600	3-5	.600	7	16	23/11.5	3	0	2	2	3	2	1	21	10.5	
Morrow, A	2-0	47	48-64	.429	6-12	.500	3-3	1.000	1	0	1/0.5	1	2	0	1	1	0	1	21	10.5	
Jackson, R	1-0	24	32-38	.375	1-3	.333	0-0	.000	1	3	4/4.0	3	2	0	2	0	0	0	7	7.0	
McGary, M	1-1	17	23-34	.750	0-0	.000	0-0	.000	4	4	4/4.0	1	4	0	4	0	6	6	6.0	6.0	
Robertson, A	2-2	32	48-64	.667	3-5	.600	0-0	.000	0	6	3/1.5	3	4	0	2	1	0	11	5.5	5.5	
Perkins, K	1-0	15	02-3	.333	0-0	.000	2-4	.500	1	5	6/6.0	1	1	0	0	0	2	4	4.0	4.0	
Lamb, J	1-0	0	48-1	1.000	1-1	1.000	0-0	.000	0	0	0/0.0	0	0	0	0	0	0	0	3	3.0	
Augustin, D	1-0	20	54-14	.250	0-1	.000	0-0	.000	1	2	3/3.0	1	1	0	0	0	0	0	2	2.0	2.0
Jones III, P	2-0	6	22-1	.500	0-1	.000	0-0	.000	0	0	0/0.0	0	0	0	0	0	0	0	2	1.0	1.0
Novak, S	1-0	6	38-0	.000	0-1	.000	0-0	.000	0	1	1/1.0	1	0	0	0	0	0	0	0	0.0	0.0
Smith, I	1-0	0	48-0	.000	0-0	.000	0-0	.000	0	0	0/0.0	0	0	0	0	0	0	0	0	0.0	0.0
Singler, K	1-0	0	07-0	.000	0-0	.000	0-0	.000	0	0	0/0.0	0	0	0	0	0	0	0	0	0.0	0.0
Kanter, E	0-0	0	00-0	.000	0-0	.000	0-0	.000	0	0	0/0.0	0	0	0	0	0	0	0	0	0.0	0.0
THUNDER	2-10	480	00-79	171	.462	23-56	411	35-44	.795	19	61	94/47.0	49	35-0	17	25	13	216	108	108.0	
HAWKS	2-10	480	00-81	165	.491	23-54	426	33-38	.868	17	64	96/48.0	47	29-0	15	30	9	218	109	109.0	

2014-2015 SEASON SERIES (1-1) ATLANTA HAWKS VS. OKLAHOMA CITY

PLAYER	G-GS	MIN	FG-FGA	PCT	3FG-FGA	PCT	FT-FTA	PCT	OFF	DEF	TOT/AVG	AST	PF-DQ	STL	TO	BLK	PTS	AVG
Millership, P	2-2	70-16	17-33	.515	3-6	.500	4-6	.667	2	11	13/6.5	6	4-0	6	6	4	21	20.5
Schroder, D	2-0	49-44	11-25	.440	4-10	4-0	8-8	1.000	7	7	13/5.5	9	2-0	0	3	0	34	17.0
Antal, P	2-2	55-26	10-15	.667	1-1	0-0	5-5	1.000	5	9	10-5	5	1-0	1	1	0	30	15.0
Carroll, D	2-2	65-08	10-16	.625	4-10	4-0	4-6	.667	2	7	9/4.5	4	5-0	1	1	0	28	14.0
Teague, J	2-2	62-04	10-24	.417	2-5	4-0	6-6	1.000	2	4	6/3.0	12	3-0	4	3	0	28	14.0
Horford, A	2-2	65-07	11-19	.579	1-2	5-00	1-1	1.000	6	17	23/11.5	7	4-0	1	3	4	24	12.0
Bazemore, K	2-2	45-55	8-15	.533	2-4	0-0	1-1	1.000	6	14	20/10.0	2	4-0	2	1	0	20	10.0
Korver, K	1-1	32-50	2-5	.400	1-3	.333	0-0	.000	1	3	4/4.0	2	1-0	0	4	0	5	5.0
Mack, S	1-0	20-35	2-6	.333	1-4	.250	0-0	.000	1	3	1/1.0	4	0-0	0	1	0	5	5.0
Sefolosha, T	1-0	15-52	2-2	1.000	0-0	0-0	0-0	.000	0	4	4/4.0	0	1-0	2	0	4	4.0	
Scott, M	1-0	11-31	1-5	.200	0-0	0-0	0-0	.000	0	4	1/1.0	0	1-0	1	0	4	4.0	
Muscala, M	1-0	1-13	1-1	1.000	0-0	0-0	0-0	.000	0	0	0/0.0	0	0-0	0	1	0	2	2.0
Brand, E	0-0	0-00	0-0	.000	0-0	0-0	0-0	.000	0	0	0/0.0	0	0-0	0	0	0	0	0.0
Jenkins, J	0-0	0-00	0-0	.000	0-0	0-0	0-0	.000	0	0	0/0.0	0	0-0	0	0	0	0	0.0
Daye, A	0-0	0-00	0-0	.000	0-0	0-0	0-0	.000	0	0	0/0.0	0	0-0	0	0	0	0	0.0
CELTICS	2-10	480-00	81-165	.484	23-54	.426	32-38	.842	18	56	92/46.0	60	48-1	15	29	8	212	106.0
THUNDER	2-10	480-00	79-171	.462	23-56	.411	35-44	.795	19	61	94/47.0	49	35-0	17	25	13	216	108.0



BOSTON CELTICS

226 Causeway Street, 4th Floor
Boston, MA 02114 • 617-854-8000

Brad Stevens
Head Coach



DIRECTORY

Managing Partner, Governor & Chief Executive Officer:

Wyc Grousbeck

President of Basketball Operations: Danny Ainge

Head Coach: Brad Stevens

Assistant Coaches: Jay Larranaga, Walter McCarty,

Micha Shrewsberry, Jamie Young, Jerome Allen

Athletic Trainer: Ed Lacerte

Vice President of Media Services/Alumni Relations:

Jeff Twiss

Senior Director of Public Relations: Heather Walker

Media Services Manager: Brian Olive

Communications Coordinator: Taylor Kielpinski-Rogers

GENERAL INFORMATION

Home Court: TD Garden (18,624)

Radio: CBS Radio Boston

Sean Grande, Cedric Maxwell

Television: Comcast SportsNet

Mike Gorman, Tom Heinsohn, Brian Scalabrine, Abby Chin

Team Colors: Green, Gold, Black, Brown, Beige and White

LARGEST WINNING MARGIN

OKC: 39 12/29/95 at Seattle 124-85
Boston: 47 11/20/68 at Seattle 92-139

CURRENT STREAKS VS. CELTICS

SITE	LAST WIN	SCORE	LAST LOSS	SCORE	STREAK
At Home	3/18/15	122-118	11/7/10	83-92	Won 4
At Boston	11/12/14	109-94	11/23/12	100-108	Won 2
Overall	3/18/15	122-118	11/23/12	100-108	Won 5

2014-2015 SEASON SERIES (2-0) OKLAHOMA CITY THUNDER VS. BOSTON

PLAYER	G-GS	MIN	FG-FGA	PCT	3FG-FGA	PCT	FT-FTA	PCT	OFF	DEF	TOT/AVG	AST	PF	DQ	STL	TO	BLK	PTS	AVG
Westbrook, R	1-1	40-23	8-26	.308	1-6	.167	19-22	.864	2	3	5/5.0	10	5	7	0	36	36.0		
Jackson, R	1-1	39-55	8-15	.533	2-5	.400	10-10	1.000	0	3	3/3.0	8	0	1	0	28	28.0		
Morrow, A	2-0	59-13	18-27	.667	8-12	.667	4-4	1.000	1	10	11/5.5	1	3-0	1	2	0	48	24.0	
Kanter, E	1-1	30-39	10-13	.769	0-0	.000	2-2	1.000	7	3	10/10.0	2	3-0	0	2	1	22	22.0	
Adams, S	2-2	61-35	8-17	.471	0-0	.000	7-11	.636	8	10	18/9.0	2	7-0	2	5	1	23	11.5	
Ibaka, S	1-1	29-45	5-10	.500	1-3	.333	0-0	.000	4	4	4/4.0	0	1-0	0	0	1	11	11.0	
Augustin, D	1-0	20-52	3-5	.600	0-2	.000	0-0	.000	0	1	1/1.0	2	0-0	1	3	0	10	10.0	
Collison, N	2-0	44-31	5-13	.385	2-5	.400	4-4	1.000	0	7	7/3.5	4	6-0	1	0	0	18	8.0	
Walters, D	1-1	35-16	4-14	.286	0-2	.000	0-0	.000	2	3	5/5.0	1	3-0	1	0	1	8	8.0	
Thomas, L	1-1	39-06	3-5	.600	0-0	.000	1-2	.500	5	8	13/13.0	6	2-0	0	2	0	7	7.0	
Perkins, K	1-0	23-57	3-6	.500	0-0	.000	0-0	.000	1	3	4/4.0	0	0-0	0	1	1	6	6.0	
Lamb, J	1-1	16-34	2-10	.200	0-5	.000	0-0	.000	1	1	1/1.0	1	3-0	0	2	4	4.0		
Telfair, S	1-0	8-05	1-2	.500	1-1	1.000	1-2	.500	3	2	2/2.0	3	1-0	0	0	0	4	4.0	
McGary, M	1-0	6-02	1-2	1.000	0-0	.000	0-0	.000	0	1	1/1.0	0	3-0	1	1	0	4	4.0	
Robertson, A	1-1	16-11	2-2	.500	0-0	.000	0-0	.000	0	2	2/2.0	0	2-0	0	0	0	2	2.0	
Novak, S	1-0	7-57	1-3	.333	0-0	.000	0-0	.000	0	0	0/0.0	0	1-0	0	1	0	2	2.0	
Jones III, P	0-0	0-00	0-0	.000	0-0	.000	0-0	.000	0	0	0/0.0	0	0-0	0	0	0	0	0.0	
Smith, I	0-0	0-00	0-0	.000	0-0	.000	0-0	.000	0	0	0/0.0	0	0-0	0	0	0	0	0.0	
Singler, K	0-0	0-00	0-0	.000	0-0	.000	0-0	.000	0	0	0/0.0	0	0-0	0	0	0	0	0.0	
THUNDER	2-10	480-80	82-170	.482	15-45	.333	52-61	.852	61	82	143/61.0	33	12-0	2	22	23	11	211	11.1
CELTICS	2-10	480-80	81-167	.485	22-67	.328	28-41	.683	18	56	92/46.0	60	48-1	15	29	8	212	106.0	



BROOKLYN NETS

390 Murray Hill Parkway
East Rutherford, NJ 07073 • 201-935-8888

Lionel Hollins
Head Coach



DIRECTORY

Principal Owner: Mikhail Prokhorov
General Manager: Billy King
Head Coach: Lionel Hollins
Assistant Coaches: Paul Westphal, Tony Brown, Joe Wolf, Jay Humphries
Athletic Trainer: Tim Walsh
Vice President, Public Relations: Gary Sussman
Senior Director, Public Relations: Aaron Harris
Manager, Public Relations: Eli Pearlstein

2015-16 VS. NETS (ALL TIMES CENTRAL)
11/25/15 Wednesday at Oklahoma City 7:00 p.m.
1/24/16 Sunday at Brooklyn 2:30 p.m.

2014-15 VS. NETS

Date	Site	W/L	Score
11/3/14	Brooklyn	L	85-116
11/21/14	OKC	L	92-94
1/31/14	Brooklyn	W	120-95

THUNDER VS. NETS ALL-TIME

YEAR	TOTAL	YEAR	TOTAL
1976-77	3-1	1996-97	1-1
1977-78	2-2	1997-98	2-0
1978-79	4-0	1998-99	0-1
1979-80	1-1	1999-00	2-0
1980-81	1-1	2000-01	1-1
1981-82	2-0	2001-02	1-1
1982-83	0-2	2002-03	1-1
1983-84	1-1	2003-04	0-2
1984-85	0-2	2004-05	2-0
1985-86	2-0	2005-06	1-1
1986-87	2-0	2006-07	2-0
1987-88	2-0	2007-08	2-0
1988-89	0-2	2008-09	1-1
1989-90	2-0	2009-10	2-0
1990-91	1-1	2010-11	2-0
1991-92	2-0	2011-12	1-0
1992-93	1-1	2012-13	1-1
1993-94	1-1	2013-14	1-1
1994-95	1-1	2014-15	0-2
1995-96	2-0	Totals	51-31

GENERAL INFORMATION

Home Court: Barclays Center (17,732)
Radio: WFAN (660AM/101.9 FM)
Chris Carrino, Tim Capstraw
Spanish Radio: WADO (1280 AM)
Ino Gomez, Max Perez Jimenez
Television: YES Network
Ian Eagle, Mike Fratello, Ryan Ruocco, Jim Spanarkel,
Donny Marshall, Sarah Kustok
Team Colors: Black, White

LARGEST WINNING MARGIN

OKC: 30 11/21/89 at Seattle 114-84
Brooklyn: 35 11/11/00 at New Jersey 91-126

CURRENT STREAKS VS. NETS

SITE	LAST WIN	SCORE	LAST LOSS	SCORE	STREAK
At Home	12/29/10	114-93	11/21/14	92-94	Lost 3
At Brooklyn	1/31/14	120-95	11/3/14	85-116	Lost 1
Overall	1/31/14	120-95	11/21/14	92-94	Lost 2

2014-2015 SEASON SERIES (0-2) OKLAHOMA CITY THUNDER VS. BROOKLYN

PLAYER	G-GS	MIN	FG-FGA	PCT	3FG-FGA	PCT	FT-FTA	PCT	OFF	DEF	TOT/AVG	AST	PF-DQ	STL	TO	BLK	PTS	AVG
Jackson, R	2-2	75:45	17-39	.436	2-12	.167	8-10	.800	1	7	84/0	13	8-0	2	10	1	44	22.0
Jones III, P	1-1	33:50	6-12	.500	2-5	.400	2-2	1.000	0	4	4/4.0	1	1-0	0	2	0	16	16.0
Ibaka, S	2-2	65:52	15-28	.536	1-3	.333	0-0	.000	7	12	19/9.5	1	3-0	1	1	4	31	15.5
Telfair, S	2-0	48:40	8-18	.444	4-11	.364	5-6	.833	1	5	6/3.0	9	2-0	0	4	0	25	12.5
Morrow, A	1-0	25:16	4-11	.364	3-7	.429	0-0	.000	1	1	2/2.0	0	5-0	1	1	0	11	11.0
Adams, S	2-0	55:33	8-15	.533	0-0	.000	3-9	.333	8	13	13/6.5	2	2-0	0	2	19	9.5	
Lamb, J	1-0	18:45	2-6	.333	0-2	.000	1-1	1.000	0	1	1/1.0	0	2-0	0	0	5	5.0	
Collison, N	2-0	34:26	3-9	.333	0-1	.000	2-4	.500	4	2	6/3.0	1	3-0	0	1	0	8	4.0
Thomas, L	2-1	54:39	3-6	.188	0-0	.000	1-2	.500	2	4	6/3.0	0	3-0	2	1	0	7	3.5
Perkins, K	2-0	36:09	2-7	.286	0-0	.000	2-4	.500	4	4	8/4.0	0	5-0	0	4	1	6	3.0
Roberson, A	2-2	33:05	2-6	.333	0-2	.000	1-2	.500	3	4	7/3.5	3	3-0	2	1	4	5	2.5
Westbrook, R	0-0	0:00	0-0	.000	0-0	.000	0-0	.000	0	0	0/0.0	0	0-0	0	0	0	0	0.0
Smith, J	0-0	0:00	0-0	.000	0-0	.000	0-0	.000	0	0	0/0.0	0	0-0	0	0	0	0	0.0
THUNDER	2-10	480:00	70-167	.419	12-43	.279	25-40	.625	28	52	102/51.0	32	42-0	12	32	12	177	88.5
NETS	2-10	480:00	75-151	.497	16-38	.421	44-49	.898	19	61	91/45.5	42	38-0	13	27	9	210	105.0

2014-2015 SEASON SERIES (2-0) BROOKLYN NETS VS. OKLAHOMA CITY

PLAYER	G-GS	MIN	FG-FGA	PCT	3FG-FGA	PCT	FT-FTA	PCT	OFF	DEF	TOT/AVG	AST	PF-DQ	STL	TO	BLK	PTS	AVG
Williams, D	2-2	68:12	8-19	.421	3-7	.429	15-15	1.000	3	5	8/4.0	13	3-0	2	6	0	34	17.0
Lopez, B	2-2	58:03	12-22	.545	0-0	.000	10-11	.909	6	10	16/8.0	0	5-0	1	5	5	34	17.0
Jack, J	2-0	59:05	10-21	.476	1-2	.500	6-7	.857	1	3	4/2.0	8	2-0	4	2	0	27	13.5
Anderson, A	2-0	40:34	9-11	.818	4-5	.800	0-0	.000	0	4	4/2.0	3	5-0	0	0	0	22	11.0
Johnson, J	2-2	60:08	7-15	.467	3-4	.750	4-6	.667	0	7	7/3.5	9	1-0	0	5	1	21	10.5
Teletovic, M	2-0	48:42	9-20	.450	3-12	.250	0-0	.000	1	9	10/5.0	3	5-0	2	1	2	21	10.5
Bogdanovic, B	2-2	50:39	5-15	.333	2-7	.286	3-4	.750	0	2	2/1.0	2	3-0	2	2	0	15	7.5
Plumlee, M	2-0	18:25	6-10	.600	0-0	.000	0-0	.000	3	6	9/4.5	1	3-0	0	0	0	12	6.0
Garnett, K	2-2	37:17	4-10	.400	0-0	.000	2-2	1.000	0	11	11/5.5	2	5-0	1	2	0	10	5.0
Jordan, J	2-0	24:22	3-4	.750	0-0	.000	2-2	1.000	4	2	6/3.0	1	3-0	1	3	1	8	4.0
Gutierrez, J	1-0	4:41	2-3	.667	0-0	.000	0-0	.000	0	0	0/0.0	0	2-0	0	0	0	4	4.0
Karasev, S	1-0	4:41	0-1	.000	0-1	.000	2-2	1.000	1	0	1/1.0	1	1-0	0	0	0	2	2.0
Kirilenko, A	1-0	4:41	0-0	.000	0-0	.000	0-0	.000	0	2	2/2.0	1	1-0	0	0	0	0	0.0
Brown, M	0-0	0:00	0-0	.000	0-0	.000	0-0	.000	0	0	0/0.0	0	0-0	0	0	0	0	0.0
Jefferson, C	0-0	0:00	0-0	.000	0-0	.000	0-0	.000	0	0	0/0.0	0	0-0	0	0	0	0	0.0
NETS	2-10	480:00	75-151	.497	16-38	.421	44-49	.898	19	61	91/45.5	42	38-0	13	27	9	210	105.0
THUNDER	2-10	480:00	70-167	.419	12-43	.279	25-40	.625	28	52	102/51.0	32	42-0	12	32	12	177	88.5



CHARLOTTE HORNETS

TIME WARNER CABLE ARENA
333 East Trade Street
Charlotte, NC 28202 • (704) 688-8600

Steve Clifford
Head Coach



DIRECTORY

Chairman: Michael Jordan
General Manager: Rich Cho
Head Coach: Steve Clifford
Associate Head Coach: Patrick Ewing
Assistant Coaches: Stephen Silas, Pat Delany, Bob Weiss, Steve Hetzel, Bruce Kruetzer
Head Athletic Trainer: Steve Stricker
Communications: Mike Cristaldi, Josh Rosen, Brian Travis, Danny Franks

2015-16 VS. HORNETS (ALL TIMES CENTRAL)
1/2/16 Saturday at Charlotte 6:00 p.m.
1/20/16 Wednesday at Charlotte 7:00 p.m.

2014-15 VS. HORNETS

Date	Site	W/L	Score
12/26/14	OKC	W	98-75
2/21/15	Charlotte	W	110-103
3/2/14	OKC	W	116-99

GENERAL INFORMATION

Home Court: Time Warner Cable Arena (19,077)
Radio: WFNZ
Steve Martin, Matt Carroll
Television: FOX Sports Southeast
Eric Collins, Dell Curry, Stephanie Ready
Team Colors: Purple, Teal, Black, Cool Gray, and Light Blue

LARGEST WINNING MARGIN

OKC: 27 3/10/12 at OKC 122-95
Charlotte: 13 2/6/06 at Charlotte 106-119

CURRENT STREAKS VS. HORNETS

SITE	LAST WIN	SCORE	LAST LOSS	SCORE	STREAK
At Home	12/26/14	98-75	3/28/08	93-96	Won 7
At Charlotte	2/21/15	110-103	3/17/10	92-100	Won 4
Overall	2/21/15	110-103	3/17/10	92-100	Won 9

2014-2015 SEASON SERIES (2-0) OKLAHOMA CITY THUNDER VS. CHARLOTTE

PLAYER	G-GS	MIN	FG-FGA	PCT	3FG-FGA	PCT	FT-FTA	PCT	OFF	DEF	TOT/AVG	AST	PF-DQ	STL	TO	BLK	PTS	AVG
Westbrook, R	2-2	60:56	23-48	.479	1-4	.250	15-15	1.000	3	6	9/4.5	15	4-0	3	12	1	62	31.0
Ibaka, S	2-2	57:53	13-28	.464	3-9	.333	0-0	.000	7	19	26/13.0	1	5-0	1	3	7	29	14.5
Augustin, D	1-0	22:45	3-9	.333	2-3	.667	4-5	.800	0	3	3/3.0	2	2-0	0	0	0	12	12.0
Kanter, E	1-1	32:26	4-9	.444	0-0	.000	2-6	.333	5	8	13/13.0	2	5-0	0	0	0	10	10.0
Walters, D	1-0	31:42	4-15	.267	0-4	.000	2-2	1.000	0	2	2/2.0	1	2-0	1	1	1	10	10.0
McGary, M	1-0	14:51	4-7	.571	0-0	.000	1-1	1.000	5	5	10/10.0	1	2-0	2	1	2	9	9.0
Jackson, R	1-0	14:43	2-8	.250	1-1	1.000	4-4	1.000	1	1	2/2.0	2	2-0	1	0	0	9	9.0
Morrow, A	2-0	49:41	6-11	.545	4-7	.571	0-0	.000	1	4	5/2.5	3	5-0	1	0	0	16	8.0
Collison, N	2-0	30:54	5-7	.714	0-2	.000	3-3	1.000	5	5	10/5.0	2	1-0	3	1	0	13	6.5
Jones III, P	1-1	20:54	2-5	.400	0-1	.000	2-2	1.000	0	2	2/2.0	0	3-0	0	1	0	6	6.0
Lamb, J	1-0	20:43	1-4	.250	0-2	.000	4-4	1.000	0	4	4/4.0	4	1-0	0	1	0	6	6.0
Singler, K	1-1	18:04	2-6	.333	2-4	.500	0-0	.000	1	1	2/2.0	1	0-0	0	0	1	6	6.0
Adams, S	1-1	25:04	2-3	.667	0-0	.000	1-3	.333	2	7	9/9.0	1	3-0	0	1	2	5	5.0
Perkins, K	1-0	17:58	2-6	.333	0-0	.000	1-2	.500	0	8	8/8.0	1	3-0	0	2	1	5	5.0
Roberson, A	2-2	40:42	3-7	.429	0-3	.000	0-0	.000	1	7	8/4.0	2	4-0	2	1	0	6	3.0
Smith, I	1-0	7:56	1-2	.500	0-0	.000	0-0	.000	0	0	0/0.0	1	0-0	0	0	0	2	2.0
Thomas, L	1-0	4:52	1-3	.333	0-0	.000	0-0	.000	0	1	1/1.0	0	1-0	1	0	0	2	2.0
Jerrett, G	0-0	7:56	0-5	.000	0-0	.000	0-0	.000	0	1	0/2.0	0	0-0	0	0	0	0	0.0
Novak, S	0-0	0:00	0-0	.000	0-0	.000	0-0	.000	0	0	0/0.0	0	0-0	0	0	0	0	0.0
THUNDER	2-10	480:00	78-183	42.6	13-45	28.9	39-47	.830	32	84	129/64.5	39	45-0	13	25	17	208	104.0
HORNETS	2-10	480:00	65-180	36.1	12-48	25.0	36-46	.783	26	67	109/54.5	40	38-0	17	25	12	178	89.0



CHICAGO BULLS

UNITED CENTER
1901 West Madison Street
Chicago, IL 60612 • 312-455-4000

Fred Hoiberg
Head Coach



DIRECTORY

Chairman: Jerry Reinsdorf
Executive Vice President-Basketball Operations:
John Paxson
Head Coach: Fred Hoiberg
Associate Head Coach: Jim Boylen
Assistant Coaches: Pete Myers, Randy Brown,
Mike Wilhelm, Charlie Henry
Head Athletic Trainer: Jeff Tanaka
Senior Director of Public and Media Relations: Tim Hallam
Senior Manager of Public and Media Relations: Matt Yob
Manager of Public and Media Relations:
Shaun Hickombottom

GENERAL INFORMATION

Home Court: United Center (20,917)
Radio: WMVP (AM 1000)
Chuck Swirsky, Bill Wennington, Steve Kashul
Spanish Radio: WRTO (1200 AM)
Omar Ramos, Matt Moreno
Television: WGN (Ch. 9), WPWR (Ch. 50),
Comcast SportsNet Chicago
Neil Funk, Stacey King
Team Colors: Red, Black, and White

LARGEST WINNING MARGIN

OKC: 36 2/28/70 at Seattle 140-104
Chicago: 33 1/11/69 at Chicago 86-119

CURRENT STREAKS VS. BULLS

SITE	LAST WIN	SCORE	LAST LOSS	SCORE	STREAK
At Home	3/15/15	109-100	1/27/10	86-96	Won 5
At Chicago	3/17/14	97-85	3/5/15	105-108	Lost 1
Overall	3/15/15	109-100	3/5/15	105-108	Won 1

2014-2015 SEASON SERIES (1-1) OKLAHOMA CITY THUNDER VS. CHICAGO

PLAYER	G-GS	MIN	FG-FGA	PCT	3FG-FGA	PCT	FT-FTA	PCT	OFF	DEF	TOT/AVG	AST	PF-DQ	STL	TO	BLK	PTS	AVG
Westbrook, R	2-2	78:52	26-59	.441	5-11	.455	22-28	.786	3	16	19/9.5	13	4-0	3	9	0	79	39.5
Ibaka, S	1-1	45:31	12-19	.632	0-0	.000	1-2	.500	2	7	9/9.0	3	3-0	1	2	3	25	25.0
Adams, S	1-1	32:33	6-13	.462	0-0	.000	2-6	.333	6	5	11/11.0	1	6-1	1	1	2	14	14.0
Kanter, E	2-2	67:29	9-22	.409	0-0	.000	6-6	1.000	12	12	24/12.0	0	8-0	3	4	1	24	12.0
Augustin, D	2-0	42:25	7-11	.636	5-8	.625	2-2	1.000	0	1	10/5.0	6	5-0	1	5	0	21	10.5
Morrow, A	2-0	48:07	7-15	.467	5-10	.500	0-0	.000	0	6	6/3.0	0	2-0	0	1	1	19	9.5
Walters, D	2-1	51:35	7-23	.304	0-6	.000	3-5	.600	0	3	3/1.5	4	0-0	1	0	17	8.5	
Roberson, A	2-2	43:23	3-5	.600	0-1	.000	0-0	.000	0	5	5/2.5	3	2-0	2	0	1	6	3.0
Collison, N	2-0	33:03	3-3	1.000	0-0	.000	0-0	.000	2	8	10/5.0	6	8-0	0	2	0	6	3.0
Singler, K	2-1	25:49	1-5	.200	1-4	.250	0-0	.000	0	3	3/1.5	0	0-0	1	0	0	3	1.5
McGary, M	2-0	11:10	0-0	.000	0-0	.000	0-0	.000	0	2	2/1.0	0	3-0	0	0	0	0	0.0
Jones III, P	1-0	0:03	0-0	.000	0-0	.000	0-0	.000	0	0	0/0.0	0	0-0	0	0	0	0	0.0
Novak, S	0-0	0:00	0-0	.000	0-0	.000	0-0	.000	0	0	0/0.0	0	0-0	0	0	0	0	0.0
Lamb, J	0-0	0:00	0-0	.000	0-0	.000	0-0	.000	0	0	0/0.0	0	0-0	0	0	0	0	0.0
THUNDER	2-10	480:00	81-175	.463	16-41	.390	36-49	.735	25	68	113/56.5	36	41-1	12	27	8	214	107.0
BULLS	2-10	480:00	77-170	.453	16-54	.296	38-50	.760	21	60	99/49.5	46	39-0	9	21	6	208	104.0

2014-2015 SEASON SERIES (1-1) CHICAGO BULLS VS. OKLAHOMA CITY

PLAYER	G-GS	MIN	FG-FGA	PCT	3FG-FGA	PCT	FT-FTA	PCT	OFF	DEF	TOT/AVG	AST	PF-DQ	STL	TO	BLK	PTS	AVG
Mirotic, N	2-0	63:26	13-33	.394	4-17	.235	23-25	.920	2	10	12/6.0	2	6-0	2	3	3	53	26.5
Gasol, P	2-2	66:45	18-36	.500	1-1	1.000	4-6	.667	9	11	20/10.0	3	3-0	1	2	2	41	20.5
Moore, E	2-0	51:33	13-18	.722	3-6	.500	2-4	.500	3	5	8/4.0	2	6-0	3	2	1	31	15.5
Dunleavy, M	2-2	60:51	9-22	.409	4-9	.444	2-2	1.000	1	8	9/4.5	3	7-0	3	0	24	12.0	
Noah, J	2-2	61:49	8-11	.727	0-0	.000	3-7	.429	4	11	15/7.5	16	4-0	2	1	0	19	9.5
Brooks, A	2-2	54:36	7-22	.318	0-8	.000	3-4	.750	0	4	4/2.0	10	2-0	0	6	0	17	8.5
Snell, T	2-2	66:53	5-17	.294	2-8	.250	0-0	.000	1	6	7/3.5	4	4-0	1	1	0	12	6.0
Hinnich, K	2-0	40:55	4-7	.571	2-3	.667	1-2	.500	1	5	6/3.0	6	5-0	0	3	0	11	5.5
McDermott, D	2-0	13:12	0-4	.000	0-2	.000	0-0	.000	0	0	0/0.0	0	2-0	0	0	0	0	0.0
Bairstow, C	0-0	0:00	0-0	.000	0-0	.000	0-0	.000	0	0	0/0.0	0	0-0	0	0	0	0	0.0
Mohamed, N	0-0	0:00	0-0	.000	0-0	.000	0-0	.000	0	0	0/0.0	0	0-0	0	0	0	0	0.0
BULLS	2-10	480:00	77-170	.453	16-54	.296	38-50	.760	21	60	99/49.5	46	39-0	9	21	6	208	104.0
THUNDER	2-10	480:00	81-175	.463	16-41	.390	36-49	.735	25	68	113/56.5	36	41-1	12	27	8	214	107.0



CLEVELAND CAVALIERS

QUICKEN LOANS ARENA
One Center Court
Cleveland, OH 44115 • 216-420-2000
216-420-2000

David Blatt
Head Coach



DIRECTORY

Majority Owner/Chairman: Dan Gilbert
General Manager: David Griffin
Head Coach: David Blatt
Associate Head Coach: Tyrone Lue
Assistant Coaches: Jim Boylan, Larry Drew, Bret Brielmaier,
James Posey
Head Athletic Trainer: Stephen Spiro
Senior Vice President, Communications: Tad Carper
Director of Basketball Communications: B.J. Evans
Basketball Communications Manager: Jeff Schaefer
Basketball Communications Coordinator: Cherome Owens

GENERAL INFORMATION

Home Court: Quicken Loans Arena (20,562)
Radio: WTAM (1100 AM)
John Michael, Jim Chones, Mike Snyder
Spanish Radio: LA MEGA (87.7 FM)
Rafael Hernández Brito
Television: FOX Sports Ohio
Fred McLeod, Austin Carr, Allie Clifton
Team Colors: Wine, Gold

LARGEST WINNING MARGIN

OKC: 35 11/3/80 at Seattle 118-83
Cleveland: 35 11/26/08 at Cleveland 82-117

CURRENT STREAKS VS. CAVALIERS

SITE	LAST WIN	SCORE	LAST LOSS	SCORE	STREAK
At Home	12/11/14	103-94	2/26/14	104-114	Won 1
At Cleveland	3/20/14	102-95	1/25/15	98-108	Lost 1
Overall	12/11/14	103-94	1/25/15	98-108	Lost 1

2014-2015 SEASON SERIES (1-1) OKLAHOMA CITY THUNDER VS. CLEVELAND

PLAYER	G-GS	MIN	FG-FGA	PCT	3FG-FGA	PCT	FT-FTA	PCT	OFF	DEF	TOT/AVG	AST	PF-DQ	STL	TO	BLK	PTS	AVG
Durant, K	2-2	70:03	18-37	.486	2-9	.222	13-15	.867	1	11	12/6.0	14	3-0	2	4	4	51	25.5
Westbrook, R	2-2	75:16	19-50	.380	3-8	.375	7-9	.778	5	11	16/8.0	19	3-0	3	6	4	48	24.0
Walters, D	1-0	33:02	5-15	.333	2-7	.286	2-2	1.000	0	3	3/3.0	2	2-0	1	1	0	14	14.0
Ibaka, S	2-2	69:06	9-22	.409	4-12	.333	0-0	.000	2	8	10/5.0	2	9-1	2	2	4	22	11.0
Lamb, J	1-0	18:52	3-9	.333	1-5	.200	2-2	1.000	0	4	4/4.0	2	2-0	3	0	1	9	9.0
Morrow, A	2-0	42:03	6-11	.545	4-7	.571	0-0	.000	0	2	2/1.0	1	2-0	1	0	0	16	8.0
Adams, S	1-1	22:22	2-5	.400	0-0	.000	4-4	1.000	5	5	10/10.0	0	2-0	0	2	8	8.0	
Jackson, R	2-0	36:15	6-16	.375	1-6	.167	2-2	1.000	1	8	9/4.5	3	3-0	3	0	15	7.5	
Perkins, K	2-1	46:55	3-7	.429	0-0	.000	2-4	.500	3	8	11/5.5	1	8-1	1	3	3	8	4.0
Roberson, A	2-2	29:34	3-4	.750	0-1	.000	0-0	.000	1	4	5/2.5	1	5-0	0	1	6	3.0	
Collison, N	2-0	36:32	1-5	.200	0-1	.000	2-2	1.000	3	3	6/3.0	3	7-0	2	0	1	4	2.0
Thomas, L	0-0	0:00	0-0	.000	0-0	.000	0-0	.000	0	0	0/0.0	0	0-0	0	0	0	0	0.0
Jones III, P	0-0	0:00	0-0	.000	0-0	.000	0-0	.000	0	0	0/0.0	0	0-0	0	0	0	0	0.0
Smith, J	0-0	0:00	0-0	.000	0-0	.000	0-0	.000	0	0	0/0.0	0	0-0	0	0	0	0	0.0
THUNDER	2-10	480:00	75-181	.414	17-56	.304	34-40	.850	21	67	105/52.5	48	46-2	15	19	17	201	100.5
CAVALIERS	2-10	480:00	67-167	.401	25-64	.391	43-59	.729	26	70	123/61.5	37	34-0	10	27	12	202	101.0

2014-2015 SEASON SERIES (1-1) CLEVELAND CAVALIERS VS. OKLAHOMA CITY

PLAYERS	G-GS	MIN	FG-FGA	PCT	3FG-FGA	PCT	FT-FTA	PCT	OFF	DEF	TOT/AVG	AST	PF-DQ	STL	TO	BLK	PTS	AVG
James, L	1-1	38:35	11-25	.440	2-6	.333	10-13	.769	0	7	7/7.0	5	1-0	1	2	2	34	34.0
Iring, K	2-2	81:44	16-42	.381	4-12	.333	5-8	.633	1	4	5/2.5	12	5-0	4	3	0	41	20.5
Love, K	2-2	74:56	11-23	.478	7-12	.583	8-12	.667	5	24	29/14.5	3	4-0	1	6	1	37	18.5
Smith III, J	1-1	32:25	4-14	.286	4-12	.333	2-2	1.000	0	2	2/2.0	2	1-0	0	0	0	14	14.0
Walters, D	1-0	25:42	5-13	.385	2-5	.400	2-2	1.000	0	1	1/1.0	4	0-0	0	2	0	14	14.0
Thompson, T	2-0	60:48	7-12	.583	0-0	.000	10-16	.625	12	17	29/14.5	2	7-0	0	3	6	24	12.0
Varejao, A	1-1	26:49	4-11	.364	0-0	.000	1-1	1.000	3	3	6/6.0	2	0-0	1	1	1	9	9.0
Dellavedova, M	2-1	45:35	6-10	.600	5-8	.625	0-0	.000	1	4	5/2.5	5	6-0	1	3	0	17	8.5
Jones, J	1-0	14:04	0-4	.000	0-0	.000	3-3	1.000	0	1	1/1.0	1	1-0	0	0	0	3	3.0
Shumpert, I	1-0	13:45	1-2	.500	0-0	.000	0-0	.000	0	1	1/1.0	0	0-0	0	1	2	0	3.0
Marion, S	2-1	28:36	2-7	.286	0-3	.000	0-2	.000	2	2	4/2.0	0	3-0	0	1	0	4	2.0
Mozgov, T	1-1	28:13	0-3	.000	0-0	.000	2-2	1.000	2	4	6/6.0	1	4-0	1	2	2	2	2.0
Harris, J	1-0	7:17	0-1	.000	0-0	.000	0-0	.000	0	0	0/0.0	0	0-0	0	0	0	0	0.0
Price, A	1-0	1:31	0-0	.000	0-0	.000	0-0	.000	0	0	0/0.0	0	0-0	0	0	0	0	0.0
Amundson, L	0-0	0:00	0-0	.000	0-0	.000	0-0	.000	0	0	0/0.0	0	0-0	0	0	0	0	0.0
Haywood, B	0-0	0:00	0-0	.000	0-0	.000	0-0	.000	0	0	0/0.0	0	0-0	0	0	0	0	0.0
Miller, M	0-0	0:00	0-0	.000	0-0	.000	0-0	.000	0	0	0/0.0	0	0-0	0	0	0	0	0.0
CAVALIERS	2-10	480:00	67-167	.401	25-64	.391	43-59	.729	26	70	12361/5.1	37	34-0	10	27	12	202	101.0
THUNDER	2-10	480:00	75-181	.414	17-56	.304	34-40	.850	21	67	10552/5.4	48	46-15	19	17	201	100.5	



DALLAS MAVERICKS

AMERICAN AIRLINES CENTER
2500 Victory Avenue
Dallas, TX 75219 • 214-665-4660

Rick Carlisle
Head Coach



DIRECTORY

Owner: Mark Cuban
President of Basketball Operations/GM: Don Nelson
Head Coach: Rick Carlisle
Assistant Coaches: Melvin Hunt, Kaleb Canales, Jamahl Mosley, Darrell Armstrong
Head Athletic Trainer: Casey Smith
Vice President of Basketball Communications: Sarah Melton
Director of Basketball Communications: Scott Tomlin
Basketball Communications Manager: Alan Rakowski

2015-16 VS. MAVERICKS (ALL TIMES CENTRAL)

11/22/15	Sunday	at Oklahoma City	6:00 p.m.
11/13/16	Wednesday	at Oklahoma City	7:00 p.m.
1/22/16	Friday	at Dallas	7:30 p.m.
2/24/16	Wednesday	at Dallas	7:30 p.m.

2014-15 VS. MAVERICKS

Date	Site	W/L	Score
12/28/14	Dallas	L	107-112
2/19/15	OKC	W	104-89
3/16/15	Dallas	L	115-119
4/1/15	OKC	L	131-135

THUNDER VS. MAVERICKS ALL-TIME

YEAR	TOTAL	YEAR	TOTAL
1980-81	4-1	1998-99	3-0
1981-82	4-1	1999-00	3-1
1982-83	3-2	2000-01	1-3
1983-84	4-1	2001-02	1-3
1984-85	0-5	2002-03	2-2
1985-86	2-3	2003-04	1-3
1986-87	0-5	2004-05	1-3
1987-88	2-3	2005-06	0-3
1988-89	2-2	2006-07	0-4
1989-90	2-2	2007-08	1-3
1990-91	2-2	2008-09	1-2
1991-92	4-0	2009-10	2-2
1992-93	3-1	2010-11	1-2
1993-94	4-0	2011-12	3-1
1994-95	4-0	2012-13	4-0
1995-96	2-2	2013-14	1-2
1996-97	3-1	2014-15	1-3
1997-98	2-2	Totals	73-70

GENERAL INFORMATION

Home Court: American Airlines Center (19,200)
Radio: ESPN Radio (103.3 FM)
Chuck Cooperstein, Brad Davis
Spanish Radio: ESPN Deportes (1540 AM)
Victor Villalba
Television: FOX Sports Southwest
Mark Followill, Derek Harper, Jeff Wade
Team Colors: Blue, Black, and Silver

LARGEST WINNING MARGIN

OKC:	47	11/25/89	at Dallas	117-70
Dallas:	44	4/11/85	at Seattle	80-124

CURRENT STREAKS VS. MAVERICKS

SITE	LAST WIN	SCORE	LAST LOSS	SCORE	STREAK
At Home	2/19/15	104-89	4/1/15	131-135	Lost 1
At Dallas	2/4/13	112-91	3/16/15	115-119	Lost 3
Overall	2/19/15	104-89	4/1/15	131-135	Lost 2

2014-2015 SEASON SERIES (1-3) OKLAHOMA CITY THUNDER VS. DALLAS

PLAYER	G-GS	MIN	FG-FGA	PCT	3FG-FGA	PCT	FT-FTA	PCT	OFF	DEF	TOT	AVG
Westbrook, R	4-4	151:55	32-89	.360	5-20	.250	38-44	.864	9	24	33/83	42
Kanter, E	2-2	75:45	16-26	.615	1-1	1.000	16-17	.941	8	20	29/41.5	1
Ibaka, S	2-2	74:52	19-26	.731	3-4	.750	6-8	.750	11	21	32/6.0	0
Jackson, R	1-0	35:20	10-17	.588	1-3	.333	0-0	.000	0	4	4/4.0	3
Morrow, A	4-0	107:06	27-46	.587	12-23	.522	4-4	1.000	4	9	13/3.3	1
Walters, D	3-2	103:07	17-40	.425	4-11	.364	4-6	.667	0	5	5/1.7	10
Augustin, D	2-0	43:43	4-15	.267	1-9	.111	0-0	.000	0	5	5/2.5	3
Adams, S	3-3	79:37	12-21	.571	0-0	.000	9-15	.600	8	8	16/5.3	4
McGary, M	3-0	49:58	9-19	.474	0-0	.000	2-6	.333	7	18	25/8.3	1
Smith, I	1-0	11:38	3-5	.600	0-1	.000	0-0	.000	0	3	3/3.0	2
Singler, K	2-1	29:22	3-7	.429	2-4	.500	2-2	1.000	2	2	4/2.0	0
Augustin, D	2-0	43:43	4-15	.267	1-9	.111	0-0	.000	0	5	5/2.5	3
Jones III, P	3-1	42:48	5-14	.357	0-3	.000	0-0	.000	0	3	3/1.0	2
Perkins, K	1-0	13:10	1-4	.250	0-0	.000	1-1	1.000	2	4	6/6.0	2
Lamb, J	1-0	4:31	1-3	.333	1-2	.500	0-0	.000	0	1	1/1.0	0
Robertson, A	3-3	47:54	3-10	.300	1-3	.333	1-4	.250	6	11	17/5.7	2
Collison, N	3-1	47:04	0-0	.000	0-0	.000	3-6	.500	2	8	16/5.3	4
Novak, S	1-0	4:13	0-0	.000	0-0	.000	0-0	.000	0	1	1/1.0	0
Thomas, L	1-0	0:47	0-0	.000	0-0	.000	0-0	.000	0	1	1/1.0	0
Jerrett, G	0-0	0:00	0-0	.000	0-0	.000	0-0	.000	0	0	0/0.0	0
THUNDER	4-20	960:00	168-364	.462	33-93	.355	88-115	.765	67	153	254/63.5	83
MAVERICKS	4-20	960:00	170-359	.474	33-98	.337	82-104	.788	33	114	180/45.0	104

2014-2015 SEASON SERIES (3-1) DALLAS MAVERICKS VS. OKLAHOMA CITY

PLAYER	G-GS	MIN	FG-FGA	PCT	3FG-FGA	PCT	FT-FTA	PCT	OFF	DEF	TOT	AVG
Parsons, C	4-4	146:51	33-57	.579	10-22	.455	11-13	.846	2	18	20/5.0	11
Nowitzki, D	4-4	118:50	30-64	.469	8-14	.571	16-16	1.000	0	17	17/4.3	7
Ellis, M	4-4	142:11	25-67	.373	2-15	.133	23-27	.852	1	12	13/3.3	13
Stoudemire, A	2-0	33:58	13-18	.722	0-0	.000	2-4	.500	3	6	9/4.5	3
Rondo, R	4-4	125:29	19-46	.413	1-3	.333	2-6	.333	4	9	13/3.3	36
Aminu, A	2-0	39:54	6-12	.500	3-5	.600	5-7	.714	3	8	11/5.5	3
Chandler, T	3-3	95:03	11-20	.550	0-0	.000	7-11	.636	14	16	30/10.0	2
Villanueva, C	4-0	49:41	11-28	.393	5-18	.278	1-2	.500	1	9	10/2.5	5
Barasa, J	4-1	65:07	9-21	.429	2-8	.250	5-6	.833	2	7	9/2.3	14
Harris, D	4-0	68:44	9-20	.450	2-8	.250	3-4	.750	0	1	1/0.3	10
Smith, G	1-0	25:22	1-1	1.000	0-0	.000	2-2	1.000	2	6	8/8.0	0
James, B	1-0	8:07	1-1	1.000	0-0	.000	2-2	1.000	1	1	2/2.0	0
Jefferson, R	3-0	39:33	2-4	.500	0-1	.000	3-4	.750	0	4	4/1.3	1
Felton, R	1-0	1:13	0-0	.000	0-0	.000	0-0	.000	0	0	0/0.0	0
Powell, D	0-0	0:00	0-0	.000	0-0	.000	0-0	.000	0	0	0/0.0	0
Ledo, R	0-0	0:00	0-0	.000	0-0	.000	0-0	.000	0	0	0/0.0	0
MAVERICKS	4-20	960:00	170-359	.474	33-98	.337	82-104	.788	33	114	180/45.0	104
THUNDER	4-20	960:00	168-364	.462	33-93	.355	88-115	.765	67	153	254/63.5	83



DENVER NUGGETS

PEPSI CENTER
1000 Chopper Circle
Denver, CO 80204 • 303-405-1100

Michael Malone
Head Coach



DIRECTORY

Owner: E. Stanley Kroenke
General Manager and Executive Vice President of Basketball Operations: Tim Connelly
Head Coach: Michael Malone
Assistant Coaches: Ed Pinckney, Wes Unseld Jr., Chris Fleming, Micah Nori, Ryan Bowen, Dee Brown, Noel Gillespie
Head Athletic Trainer: Dan Shimensky
Media Relations Director: Tim Gelt
Media Relations Manager: Nick O'Hayre
Media Relations Coordinator: Cody Wise
Media Relations Associate: Steven Blevins

2015-16 VS. NUGGETS (ALL TIMES CENTRAL)

11/1/14	Saturday	at Oklahoma City	7:00 p.m.
11/19/14	Wednesday	at Denver	8:00 p.m.
2/9/15	Monday	at Denver	8:00 p.m.
2/22/15	Sunday	at Oklahoma City	6:00 p.m.

2014-15 VS. NUGGETS

Date	Site	W/L	Score
11/1/14	OKC	W	102-91
11/19/14	Denver	L	100-107
2/9/15	Denver	W	124-114
2/22/15	OKC	W	119-94

THUNDER VS. NUGGETS ALL-TIME

YEAR	TOTAL	YEAR	TOTAL
1976-77	0-4	1998-99	2-2
1977-78	3-1	1999-00	3-1
1978-79	1-3	2000-01	2-2
1979-80	5-1	2001-02	1-3
1980-81	2-3	2002-03	3-1
1981-82	2-3	2003-04	2-2
1985-86	3-2	2004-05	2-2
1986-87	3-2	2005-06	2-2
1987-88	1-4	2006-07	1-3
1988-89	2-2	2007-08	1-3
1989-90	2-2	2008-09	0-4
1990-91	4-0	2009-10	1-3
1991-92	3-1	2010-11	3-1
1992-93	3-1	2011-12	2-1
1993-94	2-2	2012-13	1-3
1994-95	3-1	2013-14	3-1
1995-96	3-1	2014-15	3-1
1996-97	4-0	Totals	88-75
1997-98	4-0		

GENERAL INFORMATION

Home Court: Pepsi Center (19,155)
Radio: Altitude Radio Network
Jason Kosmicki
Television: Altitude Sports & Entertainment
Chris Marlowe, Scott Hastings
Team Colors: Blue, Gold

LARGEST WINNING MARGIN

OKC:	47	1/15/91	at Seattle	146-99
Denver:	54	3/16/08	at Denver	116-168

CURRENT STREAKS VS. NUGGETS

SITE	LAST WIN	SCORE	LAST LOSS	SCORE	STREAK
At Home	2/22/15	119-94	3/19/13	104-114	Won 4
At Denver	2/9/15	124-114	11/19/14	100-107	Won 1
Overall	2/22/15	119-94	11/19/14	100-107	Won 2

2014-2015 SEASON SERIES (3-1) OKLAHOMA CITY THUNDER VS. DENVER

PLAYER	G-GS	MIN	FG-FGA	PCT	3FG-FGA	PCT	FT-FTA	PCT	OFF	DEF	TOT/AVG	AST	PF-FDQ	STL	TO	BLK	PTS	AVG
Durant, K	1-1	36:35	13-19	.684	7-12	.583	7-11	.636	0	4	4/4.0	2	2-0	1	4	0	40	40.0
Westbrook, R	2-2	59:41	16-26	.615	3-5	.600	12-17	.706	2	11	13/6.5	26	2-0	3	3	0	47	23.5
Kanter, E	1-1	26:22	8-12	.667	0-0	.000	4-6	.667	5	7	12/12.0	3	1-0	0	3	0	23	23.0
Ibaka, S	4-4	116:40	32-59	.542	6-12	.500	2-3	.667	7	23	30/7.5	1	13-0	3	14	0	12	72.18
McGary, M	2-0	45:32	10-21	.476	0-0	.000	7-12	.583	9	8	17/8.5	1	2-0	1	1	0	1	27.135
Telfair, S	2-1	68:11	9-18	.500	5-9	.556	2-4	.500	0	6	6/3.0	11	9-0	4	2	0	25	12.5
Jones III, P	2-1	49:09	9-19	.474	3-7	.429	2-4	.500	0	8	8/4.0	3	3-0	4	2	0	23	11.5
Jackson, R	2-1	56:35	6-23	.261	0-3	.000	9-10	.900	5	6	11/5.5	13	2-0	2	2	0	21	10.5
Adams, S	2-2	44:14	9-13	.692	0-0	.000	3-7	.429	2	2	4/2.0	1	3-0	1	2	1	21	10.5
Walters, D	2-0	45:24	8-23	.348	1-5	.200	2-2	1.000	1	3	4/2.0	1	3-0	1	4	0	19	9.5
Morrow, A	3-0	58:44	12-21	.571	2-9	.222	2-2	1.000	0	8	8/2.7	2	6-0	2	2	1	28	9.3
Thomas, L	2-1	44:40	6-17	.353	0-0	.000	6-9	.667	3	7	10/5.0	4	6-0	1	6	0	18	9.0
Perkins, K	3-1	64:16	8-12	.667	0-0	.000	8-10	.800	4	10	14/4.7	2	5-0	1	4	0	24	8.0
Augustin, D	1-0	29:32	2-7	.286	2-5	.400	2-2	1.000	0	3	3/3.0	2	2-0	1	3	0	8	8.0
Singler, K	1-1	14:49	3-3	1.000	1-1	1.000	0-0	.000	0	2	2/2.0	0	5-0	1	1	0	7	7.0
Robertson, A	4-3	77:54	9-15	.600	3-8	.375	4-4	1.000	3	13	16/4.0	12	3-0	4	2	0	25	6.3
Lamb, J	2-1	28:22	2-8	.250	2-6	.333	2-2	1.000	0	3	3/1.5	2	0-0	0	3	0	8	8.0
Collison, N	1-0	84:48	2-13	.154	1-3	.333	7-9	.778	2	13	15/3.8	13	6-0	1	2	1	12	3.0
Novak, S	1-0	8:33	0-2	.000	0-2	.000	0-0	.000	0	0	0/0.0	1	0-0	0	0	0	0	0.0
Smith, J	0-0	0:00	0-0	.000	0-0	.000	0-0	.000	0	0	0/0.0	0	0-0	0	0	0	0	0.0
THUNDER	4-20	960:00	164-331	.495	36-81	.444	81-114	.711	41	137	229/57.7	100	86-0	25	55	21	445	111.5
NUGGETS	4-20	960:00	152-346	.439	33-110	.300	69-91	.758	51	112	187/46.8	83	90-1	30	51	24	406	101.5



DETROIT PISTONS

THE PALACE OF AUBURN HILLS
6 Championship Dr.
Auburn Hills, MI 48326 • 248-377-0100

Stan Van Gundy
Head Coach



DIRECTORY

Principal Owner: Tom Gores
President of Basketball Operations/Head Coach: Stan Van Gundy
Assistant Coaches: Bob Beyer, Brendan Malone, Malik Allen, Tim Hardaway, Charles Klask
Director of Sports Medicine/Head Athletic Trainer: Jon Ishop
Vice President, Public Relations: Kevin Grigg
Senior Director, Public Relations: Cletus Lewis
Public Relations Coordinator: Michelle Fikany
Public Relations Coordinator: Michael Horan

GENERAL INFORMATION

Home Court: The Palace of Auburn Hills (21,165)
Radio: Detroit Sports 105.1 FM
George Blaha, Mark Champion, Rick Mahorn
Television: FS Detroit
George Blaha, Greg Kelsner
Team Colors: Red, White, and Blue

LARGEST WINNING MARGIN

OKC: 40 3/12/95 at Detroit 134-94
Detroit: 31 10/26/70 at Detroit 111-142

CURRENT STREAKS VS. PISTONS

SITE	LAST WIN	SCORE	LAST LOSS	SCORE	STREAK
At Home	4/16/14	112-111	11/14/14	89-96 (OT)	Lost 1
At Detroit	12/7/14	96-94	12/26/08	88-90	Won 5
Overall	12/7/14	96-94	11/14/14	89-96 (OT)	Won 1

2014-2015 SEASON SERIES (1-1) OKLAHOMA CITY THUNDER VS. DETROIT

PLAYER	G-GS	MIN	FG-FGA	PCT	3FG-FGA	PCT	FT-FTA	PCT	OFF	DEF	TOT/AVG	AST	PF-DQ	STL	TO	BLK	PTS	AVG
Durant, K	1-1	28:28	10-19	.526	1-4	.250	7-8	.875	0	4	44.0	4	2-0	1	2	0	28	28.0
Westbrook, R	1-1	34:40	9-19	.474	1-3	.333	3-6	.500	1	10	111.0	7	1-0	0	4	0	22	22.0
Lamb, J	2-1	66:53	15-25	.600	6-11	.545	0-0	.000	0	12	126.0	4	7-0	3	4	0	36	18.0
Ibaka, S	2-2	74:48	14-33	.424	3-11	.273	1-1	1.000	9	14	231.5	1	6-0	0	3	6	32	16.0
Jackson, R	2-1	72:32	11-26	.423	2-9	.222	0-2	.000	1	8	94.5	14	4-0	1	5	0	24	12.0
Morrow, A	2-0	59:16	7-20	.350	4-11	.364	0-1	.000	0	3	31.5	1	6-0	2	1	0	18	9.0
Adams, S	2-2	49:08	6-14	.429	0-0	.000	2-5	.400	5	4	94.5	2	6-0	1	5	7	14	7.0
Roberson, A	1-1	15:03	2-3	.667	0-1	.000	0-0	.000	2	0	22.0	0	1-0	2	0	0	4	4.0
Thomas, L	1-1	20:32	1-7	.143	0-0	.000	0-0	.000	1	2	33.0	1	0-0	0	0	0	2	2.0
Collison, N	2-0	31:49	1-6	.167	1-4	.250	0-0	.000	4	2	63.0	5	5-0	1	2	1	3	1.5
Perkins, K	2-0	39:46	1-6	.167	0-0	.000	0-0	.000	3	7	105.0	3	7-0	2	3	0	2	1.0
Telfair, S	1-0	11:05	0-5	.000	0-3	.000	0-0	.000	0	0	00.0	1	2-0	1	0	0	0	0.0
Jones III, P	0-0	0:00	0-0	.000	0-0	.000	0-0	.000	0	0	00.0	0	0-0	0	0	0	0	0.0
Smith, I	0-0	0:00	0-0	.000	0-0	.000	0-0	.000	0	0	00.0	0	0-0	0	0	0	0	0.0
THUNDER	2-10	505:00	77-183	.421	18-57	.316	13-23	.565	26	66	109/54.5	43	47-0	14	29	14	185	92.5
PISTONS	2-10	505:00	72-165	.436	18-54	.333	28-43	.651	22	72	115/57.5	43	38-0	13	31	6	190	95.0

2014-2015 SEASON SERIES (1-1) DETROIT PISTONS VS. OKLAHOMA CITY

PLAYER	G-GS	MIN	FG-FGA	PCT	3FG-FGA	PCT	FT-FTA	PCT	OFF	DEF	TOT/AVG	AST	PF-DQ	STL	TO	BLK	PTS	AVG
Jennings, B	2-2	64:58	13-24	.542	5-9	.556	4-5	.800	0	8	84.0	14	3-0	2	1	1	35	17.5
Smith, J	2-2	57:17	13-29	.448	3-6	.500	1-6	.167	1	8	94.5	3	6-0	2	4	0	30	15.0
Caldwell-Pope, K	2-2	73:45	9-22	.409	2-11	.182	7-9	.778	3	3	63.0	6	5-0	1	5	0	27	13.5
Monroe, Jr., G	2-1	58:46	9-20	.450	0-0	.000	8-12	.667	6	11	178.5	7	2-0	1	7	1	26	13.0
Drummond, A	2-2	64:29	11-23	.478	0-0	.000	3-5	.600	7	17	241/2.0	1	7-0	3	2	3	25	12.5
Jerelko, J	2-0	34:48	9-19	.474	3-8	.375	0-0	.000	3	7	105.0	1	4-0	2	1	0	21	10.5
Singler, K	2-1	61:03	5-14	.357	3-10	.300	2-2	1.000	1	5	63.0	1	7-0	2	4	1	15	7.5
Augustin, D	2-0	36:02	2-6	.333	1-4	.250	3-4	.750	1	3	42.0	6	2-0	0	2	0	8	4.0
Butler, C	2-0	38:21	1-4	.250	1-4	.250	0-0	.000	0	9	94.5	2	1-0	0	2	0	3	1.5
Martin, C	1-0	15:31	0-4	.000	0-2	.000	0-0	.000	0	1	11.0	2	1-0	0	0	0	0	0.0
Datome, G	0-0	0:00	0-0	.000	0-0	.000	0-0	.000	0	0	00.0	0	0-0	0	0	0	0	0.0
Drummond, A	0-0	0:00	0-0	.000	0-0	.000	0-0	.000	0	0	00.0	0	0-0	0	0	0	0	0.0
Mitchell, Jr., T	0-0	0:00	0-0	.000	0-0	.000	0-0	.000	0	0	00.0	0	0-0	0	0	0	0	0.0
Anthony, J	0-0	0:00	0-0	.000	0-0	.000	0-0	.000	0	0	00.0	0	0-0	0	0	0	0	0.0
PISTONS	2-10	505:00	72-165	.436	18-54	.333	28-43	.651	22	72	115/57.5	43	38-0	13	31	6	190	95.0
THUNDER	2-10	505:00	77-183	.421	18-57	.316	13-23	.565	26	66	109/54.5	43	47-0	14	29	14	185	92.5



GOLDEN STATE WARRIORS

1011 Broadway
Oakland, CA 94607 • 510-986-2200

Steve Kerr
Head Coach



DIRECTORY

Co-Executive Chairman & CEO: Joe Lacob
Co-Executive Chairman: Peter Guber
General Manager: Bob Myers
Head Coach: Steve Kerr
Assistant Coaches: Luke Walton, Ron Adams, Jarron Collins
Head of Physical Performance and Sports Medicine: Lachlan Penfold
Vice President, Communications: Raymond Ridder
Senior Director, Public Relations: Dan Martinez
Manager, Public Relations: Brett Winkler
Assistant, Public Relations: Matt de Nesnera

GENERAL INFORMATION

Home Court: ORACLE Arena (19,596)
Radio: KNBR (680/1050 AM)
Tim Royce, Tom Tolbert
Television: Comcast SportsNet Bay Area
Bob Fitzgerald, Jim Barnett, Rosalyn Gold-Onwude
Team Colors: Warriors Royal Blue, California Golden Yellow

LARGEST WINNING MARGIN

OKC: 45 2/14/71 at Seattle 146-101
Golden State: 36 3/15/75 at Golden State 84-120

CURRENT STREAKS VS. WARRIORS

SITE	LAST WIN	SCORE	LAST LOSS	SCORE	STREAK
At Home	1/16/15	127-115	11/23/14	86-91	Won 1
At Golden State	4/11/13	116-97	1/5/15	91-117	Lost 3
Overall	1/16/15	127-115	1/5/15	91-117	Won 1

2014-2015 SEASON SERIES (1-3) OKLAHOMA CITY THUNDER VS. GOLDEN STATE

PLAYER	G-GS	MIN	FG-FGA	PCT	3FG-FGA	PCT	FT-FTA	PCT	OFF	DEF	TOT/AVG	AST	PF-DQ	STL	TO	BLK	PTS	AVG
Durant, K	3-3	89:13	27-47	.574	9-15	.600	17-23	.739	0	21	217.0	9	3-0	3	6	1	80	26.7
Westbrook, R	3-3	105:33	23-70	.329	5-19	.263	21-30	.700	8	17	258.3	29	8-0	7	11	0	72	24.0
Walters, D	1-0	36:35	8-16	.500	2-2	1.000	3-3	1.000	2	2	44.0	2	2-0	2	2	0	21	21.0
Ibaka, S	4-4	134:50	24-50	.480	3-8	.375	8-9	.889	14	13	276.8	4	12-0	2	11	11	59	14.8
Morrow, A	4-0	114:11	18-33	.545	5-10	.500	8-9	.889	9	18	276.8	2	9-0	4	3	1	49	12.3
Jackson, R	4-1	98:34	18-54	.333	4-11	.364	3-3	1.000	3	15	184.5	12	13-0	2	4	0	43	10.8
Adams, S	4-4	87:07	12-20	.600	0-0	.000	5-7	.714	7	20	276.8	3	9-0	1	4	2	29	7.3
Telfair, S	1-0	15:06	3-7	.429	0-2	.000	1-2	.500	0	2	22.0	2	0-0	0	0	0	7	7.0
Roberson, A	4-4	100:36	8-20	.400	1-10	.100	1-2	.500	4	19	235.8	6	10-0	2	3	3	18	4.5
Jerrett, G	1-0	6:49	2-6	.333	0-2	.000	0-0	.000	0	1	11.0	0	2-0	0	1	1	4	4.0
Perkins, K	4-0	50:03	5-11	.455	0-1	.000	2-7	.286	6	12	184.5	2	6-0	0	4	3	12	3.0
Lamb, J	4-0	33:15	2-15	.133	0-6	.000	7-7	1.000	1	6	71.8	3	1-0	0	0	0	11	2.8
Collison, N	1-0	16:16	1-2	.500	0-0	.000	0-2	.000	2	1	33.0	1	3-0	0	0	0	2	2.0
Thomas, L	1-0	15:45	1-6	.167	0-1	.000	0-0	.000	0	1	11.0	0	1-0	0	1	0	2	2.0
Jones III, P	3-0	44:04	2-10	.200	0-5	.000	0-0	.000	1	7	82.7	0	1-0	1	0	0	4	1.3
Smith, I	2-0	12:05	0-4	.000	0-0	.000	0-0	.000	0	1	10.5	1	1-0	1	0	1	0	0.0
THUNDER	4-20	960:00	154-371	.415	29-92	.315	76-104	.731	57	156	245/61.3	76	84-0	26	53	23	413	103.3
WARRIORS	4-20	960:00	164-367	.447	43-108	.398	66-94	.702	46	142	231/57.8	109	69-1	34	46	21	437	109.3

2014-2015 SEASON SERIES (3-1) GOLDEN STATE WARRIORS VS. OKLAHOMA CITY

PLAYER	G-GS	MIN	FG-FGA	PCT	3FG-FGA	PCT	FT-FTA	PCT	OFF	DEF	TOT/AVG	AST	PF-DQ	STL	TO	BLK	PTS	AVG
Thompson, K	4-4	125:30	31-69	.449	12-26	.462	16-18	.889	3	14	174.3	14	5-0	2	7	2	90	22.5
Curry, S	4-4	142:07	32-66	.485	10-28	.357	13-14	.929	4	21	256.3	27	4-0	11	13	1	87	21.8
Speights, M	4-2	89:19	26-52	.500	0-0	.000	12-17	.706	8	17	256.3	7	12-0	1	4	2	64	16.0
Green, D	4-4	133:20	19-43	.442	11-17	.647	4-6	.667	10	18	287.0	5	10-0	4	1	0	53	13.3
Barnes, D	4-4	144:22	16-41	.390	5-18	.278	5-15	.333	11	29	401/10.0	22	13-0	7	5	7	42	10.5
Lee, D	2-0	43:36	7-17	.412	0-0	.000	3-6	.500	4	10	147.0	3	4-0	0	3	1	17	8.5
Iguodala, A	3-0	90:49	8-20	.400	3-9	.333	3-4	.750	0	11	113.7	12	1-0	2	3	2	22	7.3
Livings, D	4-0	69:19	11-19	.579	0-1	.000	1-2	.500	2	7	91.3	10	2-0	0	2	0	23	5.8
Ezeli, F	2-1	23:48	5-11	.455	0-0	.000	0-0	.000	0	2	42.0	2	9-1	1	2	3	10	5.0
Holiday, J	3-0	36:48	4-12	.333	2-7	.286	2-4	.500	0	6	61.0	3	6-0	4	2	0	12	4.0
Kuzmich, O	1-0	3:39	1-1	.000	0-0	.000	2-2	1.000	1	0	11.0	1	0-0	0	0	0	4	4.0
Barnes, L	3-0	30:07	3-12	.250	0-1	.000	5-6	.833	1	3	41.3	2	0-0	1	0	0	11	3.7
Bogut, A	1-1	8:09	1-3	.333	.000	.000	0-0	.000	0	1	11.0	1	2-0	1	1	2	2	2.0
Rush, B	2-0	8:07	0-1	.000	0-0	.000	0-0	.000	0	1	31.5	0	0-0	0	0	0	0	0.0
WARRIORS	4-2	960:00	164-366	.448	43-108	.398	66-87.8	.753	57	142	2315/57.8	100	68-0	41	21	43	1093	27.3
THUNDER	4-2	960:00	154-371	.415	29-82	.315	76-104	.731	57	156	2345/61.3	76	84-0	26	23	43	103.3	24.3



HOUSTON ROCKETS

TOYOTA CENTER
1510 Polk Street
Houston, TX 77002 • 713-758-7200

Kevin McHale
Head Coach



DIRECTORY

Owner: Leslie Alexander
General Manager: Daryl Morey
Head Coach: Kevin McHale
Assistant Coaches: John-Blair Bickerstaff, Greg Buckner, T.R. Dunn, Chris Finch
VP of Basketball Operations/Athletic Trainer: Keith Jones
Director, Media & Player Relations: Tracey Hughes
Manager, Media Relations: Sean McCloskey
Media Relations Coordinator: Jenny Zehentner

2015-16 VS. ROCKETS (ALL TIMES CENTRAL)

11/2/15	Sunday	at Houston	7:00 p.m.
1/29/16	Thursday	at Oklahoma City	7:00 p.m.
3/22/16	Tuesday	at Oklahoma City	7:00 p.m.
4/3/16	Sunday	at Houston	2:30 p.m.

2014-15 VS. ROCKETS

Date	Site	W/L	Score
11/16/14	OKC	L	65-69
1/15/15	Houston	L	101-112
4/5/15	OKC	L	112-115
4/4/14	Houston	L	111-107

THUNDER VS. ROCKETS ALL-TIME

1967-68	5-3	1993-94	2-2
1968-69	3-3	1994-95	4-0
1969-70	2-4	1995-96	4-0
1970-71	1-5	1996-97	1-3
1971-72	3-3	1997-98	3-1
1972-73	2-2	1998-99	1-2
1973-74	3-1	1999-00	3-1
1974-75	3-1	2000-01	2-2
1975-76	2-2	2001-02	2-2
1976-77	1-3	2002-03	2-2
1977-78	4-0	2003-04	3-1
1978-79	2-2	2004-05	1-3
1979-80	1-1	2005-06	1-3
1980-81	1-4	2006-07	0-3
1981-82	3-2	2007-08	0-4
1982-83	4-1	2008-09	0-3
1983-84	2-3	2009-10	1-3
1984-85	2-3	2010-11	3-1
1985-86	2-3	2011-12	2-2
1986-87	4-1	2012-13	2-1
1987-88	2-3	2013-14	3-1
1988-89	2-2	2014-15	0-3
1989-90	2-2	vs. San Diego	11-17
1990-91	2-2	vs. Houston	93-78
1991-92	3-1		
1992-93	3-1		

GENERAL INFORMATION

Home Court: Toyota Center (18,023)
Radio: Sports Talk 790 (KBME 790 AM)
Craig Ackerman, Joel Blank
Spanish Radio: KEYH (850 AM)
Adrian Chavarria
Television: ROOT Sports Southwest
Bill Worrell, Clyde Drexler, Matt Bullard
Team Colors: Red, White, and Silver

LARGEST WINNING MARGIN

OKC:	56	12/6/86	at Houston	136-80
Houston:	40	4/13/97	at Houston	73-113

CURRENT STREAKS VS. ROCKETS

SITE	LAST WIN	SCORE	LAST LOSS	SCORE	STREAK
At Home	3/11/14	106-98	4/5/15	112-115	Lost 2
At Houston	1/16/14	104-92	1/15/15	101-112	Lost 2
Overall	3/11/14	106-98	4/5/15	112-115	Lost 4

2014-2015 SEASON SERIES (0-3) OKLAHOMA CITY VS. HOUSTON

PLAYER	G-GS	MIN	FG-FGA	PCT	3FG-FGA	PCT	FT-FTA	PCT	OFF	DEF	TOT/AVG	AST	PF-DQ	STL	TO	BLK	PTS	AVG
Westbrook, R	2-2	78:20	18-42	.429	5-14	.357	15-19	.789	4	15	19/6.2	10	5	12	0	56	28.0	
Durant, K	1-1	40:11	8-12	.667	4-6	.667	4-4	1.000	3	7	10/10	1	1	0	4	3	24	24.0
Kanter, E	1-1	37:45	9-19	.474	0-0	.000	3-5	.600	10	7	17/17.0	0	2-0	0	5	1	21	21.0
Jackson, R	2-1	61:51	10-23	.435	1-6	.167	10-12	.833	1	16	17/8.5	10	6-0	2	5	1	31	15.5
Walters, D	2-1	71:16	12-29	.414	3-7	.429	3-6	.500	1	4	5/2.5	5	7-0	1	2	2	30	15.0
Thomas, L	1-1	26:11	4-11	.364	0-0	.000	7-8	.875	1	0	1/1.0	2	3-0	0	0	0	15	15.0
Itakha, S	2-2	67:41	9-24	.375	2-8	.250	3-3	1.000	2	11	13/6.5	5	6-0	0	3	6	23	11.5
Morrow, A	3-0	83:19	9-27	.333	6-13	.462	4-7	.571	1	4	5/1.7	3	7-0	2	0	0	28	9.3
Telfair, S	1-0	21:14	3-9	.333	2-4	.500	1-1	1.000	0	3	3/3.0	1	1-0	1	1	0	9	9.0
Singler, K	1-1	30:08	2-8	.250	2-5	.400	0-0	.000	2	1	3/3.0	0	4-0	0	3	1	6	6.0
Adams, S	3-3	52:10	3-9	.333	0-0	.000	6-10	.600	6	6	12/4.0	2	12-1	4	7	12	4.0	
Perkins, K	2-0	42:22	3-7	.429	0-0	.000	2-5	.400	4	5	9/4.5	3	6-1	1	4	3	8	4.0
Lamb, J	2-1	28:21	3-7	.429	2-6	.333	0-0	.000	0	6	6/3.0	2	1-0	2	2	1	8	4.0
Augustin, D	1-0	24:29	1-4	.250	1-4	.250	0-0	.000	0	1	1/1.0	1	0-0	1	2	0	3	3.0
Collison, N	2-0	18:28	1-3	.333	0-0	.000	2-2	1.000	1	4	5/2.5	1	4-0	0	2	0	4	2.0
McGary, M	1-0	10:23	0-0	.000	0-0	.000	0-0	.000	0	5	6/6.0	0	5-0	1	0	0	0	0.0
Smith, J	2-0	8:54	0-2	.000	0-0	.000	0-0	.000	0	3	3/1.5	2	0-0	0	0	0	0	0.0
Robertson, A	1-1	8:01	0-4	.000	0-2	.000	0-0	.000	0	2	3/3.0	0	1-0	0	0	0	0	0.0
Novak, S	1-0	5:58	0-0	.000	0-0	.000	0-0	.000	0	1	1/1.0	1	4-0	0	0	0	0	0.0
Jones III, P	1-0	2:58	0-1	.000	0-1	.000	0-0	.000	0	0	0/0.0	0	1-0	0	0	0	0	0.0
THUNDER	3-15	720:00	95-241	.394	28-78	.359	60-82	.732	38	101	175/58.3	60	81-1	18	51	26	278	92.7
ROCKETS	3-15	720:00	102-247	.413	31-99	.313	61-99	.616	45	92	176/58.7	54	67-1	31	41	13	296	98.7

2014-2015 SEASON SERIES (3-0) HOUSTON ROCKETS VS. OKLAHOMA CITY

PLAYER	G-GS	MIN	FG-FGA	PCT	3FG-FGA	PCT	FT-FTA	PCT	OFF	DEF	TOT	AST	PF	DQ	STL	TO	BLK	PTS	AVG
Harden, J	3-3	112:39	26-54	.481	14-26	.538	25-30	.833	4	20	24/8.0	21	12-1	5	9	1	91	30.3	
Howard, D	3-3	96:21	19-40	.475	0-0	.000	9-24	.375	9	16	25/8.3	2	11-0	5	7	2	47	15.7	
Smith, J	2-2	46:53	13-27	.481	0-4	.000	6-9	.667	5	6	11/5.5	6	4-0	7	2	7	13.5		
Ariza, T	3-3	106:06	12-33	.364	5-19	.263	11-16	.688	0	15	15/5.0	6	6-0	2	0	40	13.3		
Beverley, P	2-2	60:48	9-21	.429	5-15	.333	2-2	1.000	3	10	13/6.5	2	6-0	3	2	1	25	12.5	
Motiejunas, D	2-0	60:57	9-21	.429	2-5	.400	12-12	1.000	4	5	13/6.5	4	2-0	0	1	21	10.5		
Jones, T	1-1	24:23	2-5	.400	0-2	.000	2-4	.500	1	2	3/3.0	2	2-0	0	0	3	6	6.0	
Garcia, F	1-0	12:55	2-7	.286	2-6	.333	0-1	.000	0	1	1/1.0	0	1-0	1	0	1	6	6.0	
Brewer, C	2-0	67:04	4-13	.308	1-5	.200	2-2	1.000	0	0	2/1.0	0	2-0	0	0	0	0	0.0	
Terry, J	3-1	67:58	2-9	.222	1-8	.125	4-4	1.000	2	5	7/2.3	4	3-0	2	1	1	9	9.0	
Dorsey, J	2-0	20:07	1-1	1.000	0-0	.000	4-10	.400	5	4	9/4.5	1	4-0	0	1	0	6	3.0	
Papanikolaou, K	2-0	21:37	2-8	.250	1-4	.250	0-0	.000	2	2	4/2.0	0	3-0	0	2	5	2.5		
Black, T	1-0	13:17	1-3	.333	0-0	.000	0-0	.000	4	4	8/8.0	4	2-0	1	3	2	0	0	
Prigioni, P	1-0	24:00	0-3	.000	0-3	.000	1-2	.500	1	1	2/2.0	0	1-0	5	0	0	1	1.0	
Daniels, T	1-0	4:17	0-1	.000	0-1	.000	0-0	.000	0	0	0/0.0	0	1-0	0	0	0	0	0.0	
Shved, A	0-0	0:00	0-0	.000	0-0	.000	0-0	.000	0	0	0/0.0	0	0-0	0	0	0	0	0.0	
McDaniels, Jr., K	0-0	0:00	0-0	.000	0-0	.000	0-0	.000	0	0	0/0.0	0	0-0	0	0	0	0	0.0	
Johnson, N	0-0	0:00	0-0	.000	0-0	.000	0-0	.000	0	0	0/0.0	0	0-0	0	0	0	0	0.0	
Canaan, I	0-0	0:00	0-0	.000	0-0	.000	0-0	.000	0	0	0/0.0	0	0-0	0	0	0	0	0.0	
Capela, C	0-0	0:00	0-0	.000	0-0	.000	0-0	.000	0	0	0/0.0	0	0-0	0	0	0	0	0.0	
ROCKETS	3-15	720:00	102-247	.413	31-99	.313	61-99	.616	45	92	176/58.7	54	67-1	31	41	13	296	98.7	
THUNDER	3-15	720:00	95-241	.394	28-78	.359	60-82	.732	38	101	175/58.3	60	81-1	18	51	26	278	92.7	



INDIANA PACERS

BANKERS LIFE FIELDHOUSE
125 S. Pennsylvania St.
Indianapolis, IN 46204 • 317-917-2500

Frank Vogel
Head Coach



DIRECTORY

Owner, Chairman & CEO: Herbert Simon
President of Basketball Operations: Larry Bird
Head Coach: Frank Vogel
Associate Head Coach: Nate McMillan
Assistant Coaches: Dan Burke, Popeye Jones
Senior Director of Medical Operations/
Head Athletic Trainer: Josh Corbeil
Director/Indiana Pacers Media Relations: David Benner
Senior Public Information Manager: Krissy Myers
Media Relations Assistant: Wes Kaminski

2015-16 VS. PACERS (ALL TIMES CENTRAL)

2/19/16	Friday	at Oklahoma City	7:00 p.m.
3/19/16	Saturday	at Indiana	6:00 p.m.

2014-15 VS. PACERS

Date	Site	W/L	Score
2/24/15	OKC	W	105-92
4/12/15	Indiana	L	104-116

GENERAL INFORMATION

Home Court: Bankers Life Fieldhouse (18,165)
Radio: 1070 The Fan/93.5 FM
Mark Boyle, Bob Leonard
Television: FSN Indiana
Quinn Buckner, Chris Denari, Jeremiah Johnson
Team Colors: Navy Blue, Gold

LARGEST WINNING MARGIN

OKC:	24	12/8/13	at OKC	118-94
Indiana:	30	10/26/77	at Indiana	120-90

CURRENT STREAKS VS. PACERS

SITE	LAST WIN	SCORE	LAST LOSS	SCORE	STREAK
At Home	2/24/15	105-92	4/5/09	99-117	Won 5
At Indiana	4/5/13	97-75	4/12/15	104-116	Lost 2
Overall	2/24/15	105-92	4/12/15	104-116	Lost 1

2014-2015 SEASON SERIES (1-1) OKLAHOMA CITY THUNDER VS. INDIANA

PLAYER	G-GS	MIN	FG-FGA	PCT	3FG-FGA	PCT	FT-FTA	PCT	OFF	DEF	TOT/AVG	AST	PF	DQ	STL	TO	BLK	PTS	AVG
Westbrook, R	2-2	68:37	29-62	.468	6-18	.333	10-14	.714	1	19	20/10.0	18	6-0	2	7	0	74	37.0	
Itakha, S	2-1	29:01	9-11	.818	1-1	1.000	4-4	1.000	2	8	10/10.0	0	4-0	0	3	3	23	23.0	
Walters, D	2-1	68:26	12-34	.353	6-14	.429	0-4	.000	1	3	4/2.0	2	7-0	1	1	1	30	15.0	
Kanter, E	2-0	55:54	11-21	.524	1-10	.100	5-7	.714	5	12	17/8.5	7	1-0	1	1	1	28	14.0	
Morrow, A	2-0	49:30	7-13	.538	4-6	.667	1-2	.500	3	7	10/5.0	2	2-0	0	0	0	19	9.5	
McGary, M	2-0	30:33	5-11	.455	0-0	.000	5-5	1.000	3	8	11/5.1	1	5-0	3	1	2	15	7.5	
Adams, S	1-1	24:47	2-6	.333	0-0	.000	0-6	.000	7	3	10/3.0	0	2-0	0	1	1	4	4.0	
Collison, N	2-0	43:43	2-10	.200	0-0	.000	2-4	.500	7	9	16/8.0	5	5-0	3	1	2	6	3.0	
Roberson, A	2-2	41:10	2-3	.667	1-2	.500	0-0	.000	4	4	4/2.0	2	5-0	0	1	1	5	2.5	
Lamb, J	2-0	1-4	5-20	.250	0-0	.000	0-0	.000	0	0	0/0.0	0	0-0	0	0	1	2	1.0	
Augustin, D	2-0	39:40	1-11	.091	1-6	.167	0-0	.000	0	2	2/1.0	8	1-0	1	1	0	3	1.5	
Singler, K	1-1	18:40	0-4	.000	0-3	.000	0-0	.000	0	0	0/0.0	0	2-0	0	0	1	1	0	
Jones III, P	1-0	5:02	0-1	.000	0-0	.000	0-0	.000	1	1	2/2.0	0	0-0	1	0	0	0	0.0	
Novak S	0-0	0:00	0-0	.000	0-0	.000	0-0	.000	0	0	0/0.0	0	0-0	0	0	0	0	0.0	
THUNDER	2-4	480:00	81-191	.424	20-51	.392	27-44	.637	30	72	169/8.7	51	44-0	15	18	12	209	104.5	
THUNDER	2-10	480:00	80-167	.482	19-46	.413	29-46	.630	18	72	117/8.5	51	44-0	9	72	20	208	104.0	



LOS ANGELES CLIPPERS

LOS ANGELES CLIPPERS TRAINING CENTER

6951 S. Centinela Ave.

Playa Vista, CA 90094 • (310) 862-6000 Glenn "Doc" Rivers
Head Coach



DIRECTORY

Owner: Steve Ballmer

President, Basketball Operations & Head Coach:

Glenn "Doc" Rivers

General Manager: Dave Wohl

Assistant Coaches: Mike Woodson, Lawrence Frank, Sam Cassell, Armond Hill, Brendan O'Connor, Kevin Eastman

Director of Medical Services & Head Athletic Trainer:

Jasen Powell

Vice President, Basketball Communications: Seth Burton

Director, Communications: Dennis Rogers

Assistant Director, Communications: Ta'Nisha Cooper

Assistant Director, Communications: Steven Esparza

Communications Manager: Aubrey Freckman

GENERAL INFORMATION

Home Court: STAPLES Center (19,060)

Radio: The Beast 980

Brian Sieman, Ralph Lawler, Michael Smith

Spanish Radio: ESPN Deportes (1330 AM)

Armando Garcia

Television: Prime Ticket

Ralph Lawler, Michael Smith

Team Colors: Red, White, Blue, and Black

LARGEST WINNING MARGIN

OKC: 50 12/2/88 at Seattle 154-104
L.A. Clippers: 30 11/3/04 at Los Angeles 84-114

CURRENT STREAKS VS. CLIPPERS

SITE	LAST WIN	SCORE	LAST LOSS	SCORE	STREAK
At Home	2/8/15	131-108	108-120	3/11/15	Lost 1
At L.A.	4/9/14	107-101	10/30/14	90-93	Lost 1
Overall	2/8/15	131-108	3/11/15	108-120	Lost 1

2014-2015 SEASON SERIES (1-2) OKLAHOMA CITY THUNDER VS. L.A. CLIPPERS

PLAYER	G-GS	MIN	FG-FGA	PCT	3FG-FGA	PCT	FT-FTA	PCT	OFF	DEF	TOT	AVG	AST	PF	Q	STL	TO	BLK	PTS	AVG
Durant, K	1-1	29:00	10-15	.667	2-3	.667	7-7	1.000	2	3	5/0	6	3-0	0	2	0	29	29.0		
Morrow, A	1-0	35:33	8-12	.667	6-9	.667	4-4	1.000	0	3	3/0	1	5-0	3	0	26	26.0			
Kanter, E	1-1	26:01	6-12	.500	0-0	.000	6-9	.667	5	0	5/0	0	4-0	0	2	0	18	18.0		
Jones III, P	2-1	51:03	11-20	.550	3-7	.429	9-11	.818	1	8	9/4.5	4	5-0	1	5	1	34	17.0		
Ibaka, S	3-3	38:23	16-37	.432	4-12	.333	9-10	.900	4	13	17/5.7	5	8-0	1	2	2	45	15.0		
Westbrook, R	3-3	37:10	12-36	.333	4-11	.364	17-19	.895	4	16	20/6.7	16	8-0	4	18	0	45	15.0		
Jackson, R	1-0	23:32	6-6	1.000	1-1	1.000	2-3	.667	0	3	3/3.0	6	3-0	0	0	0	15	15.0		
McGany, M	2-0	35:15	11-14	.786	0-0	.000	4-6	.667	7	9	16/8.0	0	5-0	1	2	0	26	13.0		
Walters, D	2-0	48:46	8-18	.444	0-0	.000	7-8	.875	6	3	9/3.0	4	4-0	1	3	0	25	12.5		
Telfair, S	1-0	37:41	2-9	.222	1-5	.200	6-8	.750	0	2	2/2.0	7	4-0	1	2	0	11	11.0		
Adams, S	3-2	63:39	5-12	.417	0-1	.000	3-5	.600	6	11	17/5.7	4	10-0	0	4	5	13	4.3		
Collinson, N	3-0	41:07	1-5	.200	1-3	.333	2-2	1.000	2	9	11/3.7	1	5-0	1	2	13	4.3			
Roberson, A	3-3	31:09	4-10	.400	0-4	.000	4-6	.667	2	11	13/4.3	3	7-0	4	5	1	12	4.0		
Thomas, L	1-0	18:41	1-3	.333	0-0	.000	2-2	1.000	1	0	1/1.0	2	1-0	0	1	0	4	4.0		
Perkins, K	1-0	18:57	0-2	.000	0-0	.000	3-4	.750	0	6	6/6.0	1	1-0	0	1	0	3	3.0		
Lamb, J	2-0	11:45	2-2	1.000	0-0	.000	0-0	.000	0	2	2/1.0	0	1-0	0	0	0	6	3.0		
Augustin, D	1-0	21:53	0-2	.000	0-0	.000	2-2	1.000	0	1	1/1.0	3	4-0	0	2	0	2	2.0		
Singler, K	1-1	15:24	0-2	.000	0-0	.000	2-2	1.000	1	2	3/3.0	1	2-0	0	0	0	2	2.0		
Smith, I	1-0	0-6	0-0	.000	0-0	.000	0-0	.000	0	0	0/0.0	2	6-0	0	0	0	0	0.0		
THUNDER	3-15	720:00	107-229	.467	26-66	.394	89-108	.824	35	105	172/57.3	68	80-0	18	58	11	329	109.7		
CLIPPERS	3-15	720:00	111-253	.439	34-92	.370	65-89	.730	33	67	135/45.0	67	80-1	30	39	8	321	107.0		

2014-2015 SEASON SERIES (2-1) LOS ANGELES CLIPPERS VS. OKLAHOMA CITY THUNDER

PLAYER	G-GS	MIN	FG-FGA	PCT	3FG-FGA	PCT	FT-FTA	PCT	OFF	DEF	TOT	AVG	AST	PF	Q	STL	TO	BLK	PTS	AVG
Paul, C	3-3	110:07	27-50	.540	6-15	.400	13-18	.722	4	10	14/4.7	29	9-0	8	6	1	73	24.3		
Griffin, B	1-1	38:27	8-18	.444	0-0	.000	7-10	.700	5	2	7/7.0	3	6-1	1	3	0	23	23.0		
Crawford, J	2-0	60:56	13-35	.371	5-15	.333	6-7	.857	0	5	5/2.5	6	6-0	3	4	0	37	18.5		
Redick, J	2-2	64:47	7-24	.292	4-13	.308	12-12	1.000	1	4	5/2.5	7	4-0	3	3	0	30	15.0		
Barries, M	3-3	39:40	15-26	.577	10-15	.667	4-4	1.000	7	7	8/2.7	4	8-0	4	14	7	44	14.7		
Jordan, D	3-3	108:38	10-19	.526	0-0	.000	14-26	.538	18	19	37/12.3	4	11-0	2	5	1	34	11.3		
Hawes, S	3-2	85:42	10-29	.345	3-12	.250	2-4	.500	2	6	8/2.7	1	11-0	0	5	2	25	8.3		
Rivers, A	2-1	46:49	7-17	.412	1-6	.167	0-0	.000	0	4	4/2.0	2	8-0	2	2	0	15	7.5		
Davis, G	2-0	26:11	5-11	.455	0-0	.000	2-2	1.000	1	1	3/1.0	1	3-0	0	0	0	12	6.0		
Farmar, J	1-0	10:24	2-4	.500	2-4	.500	0-0	.000	0	0	0/0.0	1	2-0	1	0	0	6	6.0		
Wilcox, C	2-0	10:56	4-4	1.000	1-1	1.000	1-1	1.000	0	0	0/0.0	1	1-0	0	0	3	10	5.0		
Turkoglu, H	2-0	11:53	2-6	.333	0-0	.000	2-2	1.000	0	2	2/1.0	0	3-0	0	0	0	6	3.0		
Douglas-Roberts, C	1-0	12:26	0-4	.000	0-2	.000	2-2	1.000	1	2	3/3.0	1	4-0	0	0	0	2	2.0		
Jones, D	2-0	9:01	0-0	.000	0-0	.000	2-2	1.000	0	0	0/0.0	1	2-0	0	0	0	2	1.0		
Udon, E	3-0	14:28	1-2	.500	1-0	1.000	0-1	.000	3	3	3/1.0	1	1-0	1	1	0	0	0.0		
Robinson, N	0-0	11:08	0-4	.000	0-2	.000	0-0	.000	0	0	0/0.0	2	1-0	0	0	0	0	0.0		
Cunningham, J	0-0	0:00	0-0	.000	0-0	.000	0-0	.000	0	0	0/0.0	0	0-0	0	0	0	0	0.0		
Hamilton, J	0-0	0:00	0-0	.000	0-0	.000	0-0	.000	0	0	0/0.0	0	0-0	0	0	0	0	0.0		
Bullock, R	0-0	0:00	0-0	.000	0-0	.000	0-0	.000	0	0	0/0.0	0	0-0	0	0	0	0	0.0		
CLIPPERS	3-15	720:00	111-253	.439	34-92	.370	65-89	.730	33	67	135/45.0	67	80-1	30	39	8	321	107.0		
THUNDER	3-15	720:00	107-229	.467	26-66	.394	89-108	.824	35	105	172/57.3	68	80-0	18	58	11	329	109.7		



LOS ANGELES LAKERS

555 N. Nash St.

El Segundo, CA 90245 • 310-426-6000

Byron Scott
Head Coach



DIRECTORY

President/Governor: Jeanie Buss

General Manager: Mitch Kupchak

Head Coach: Byron Scott

Assistant Coaches: Paul Pressey, Jim Eyen, Mark Madsen

Athletic Trainer: Gary Vitti

Vice President, Public Relations: John Black

Senior Manager, Public Relations: Alison Bogli

Manager, Public Relations: Calder Hynes

Coordinator, Public Relations: Daniel Ramirez

Assistant, Public Relations: Matt Fleer

GENERAL INFORMATION

Home Court: STAPLES Center (18,997)

Radio: ESPNLA Radio (710 AM)

John Ireland, Mychal Thompson

Spanish Radio: ESPN Deportes (1330 AM)

Fernando Gonzalez, Jose "Pepe" Mantilla

Television: Time Warner Cable Sportsnet

Bill McDonald, Stu Lantz

Spanish Television: Time Warner Cable Deportes

Adrian Garcia Marquez, Francisco Pinto

Team Colors: Purple and Gold

LARGEST WINNING MARGIN

OKC: 33 11/30/00 at Seattle 121-88
L.A. Lakers: 38 2/2/68 at Los Angeles 113-151

CURRENT STREAKS VS. LAKERS

SITE	LAST WIN	SCORE	LAST LOSS	SCORE	STREAK
At Home	3/24/15	127-117	2/27/11	87-90	Won 6
At L.A.	3/1/15	108-101	3/9/14	110-114	Won 2
Overall	3/24/15	127-117	3/9/14	110-114	Won 4

2014-2015 SEASON SERIES (3-0) OKLAHOMA CITY THUNDER VS. L.A. LAKERS

PLAYER	G-GS	MIN	FG-FGA	PCT	3FG-FGA	PCT	FT-FTA	PCT	OFF	DEF	TOT	AVG	AST	PF-DD	STL	TO	BLK	PTS	AVG
Westbrook, R	2-2	66:12	18-39	.462	2-4	.500	20-21	.952	0	7	7/3.5	21	5-0	3	1	58	29.0		
Jackson, R	1-0	35:57	9-15	.600	3-5	.600	4-4	1.000	1	2	3/3.0	5	2-0	0	2	1	25	25.0	
Kanter, E	2-2	56:25	18-25	.720	0-0	.000	9-11	.818	11	20	31/15.5	9	2-0	1	8	0	41	20.5	
Ibaka, S	2-2	74:22	12-34	.353	2-6	.333	8-10	.800	7	14	21/10.5	3	3-0	2	0	8	34	17.0	
Walters, D	2-1	62:59	14-29	.483	2-6	.333	0	.000	7	7	7/3.5	7	4-0	1	0	32	16.0		
Adams, S	2-2	65:19	9-15	.600	0-0	.000	7-11	.636	5	15	20/10.0	4	8-0	3	2	1	25	12.5	
Augustin, D	2-1	63:31	9-20	.450	5-12	.417	2-2	1.000	2	9	11/5.5	10	2-0	3	2	0	25	12.5	
Roberson, A	2-2	54:46	7-13	.538	4-7	.571	0-2	.000	3	7	10/5.0	2	4-0	2	0	18	9.0		
Morrow, A	3-0	65:59	8-21	.381	6-16	.375	2-2	1.000	1	2	3/1.0	2	1-0	0	0	1	24	8.0	
Collins, N	2-2	44:32	4-13	.308	4-9	.444	0-0	.000	1	2	6/2.0	2	2-0	0	0	2	16	8.0	
Collison, N	2-0	43:26	7-14	.500	1-0	.000	2-2	1.000	6	5	11/5.5	4	7-0	2	3	2	16	8.0	
Lamb, J	3-0	35:07	6-18	.333	2-8	.250	2-2	1.000	0	5	5/1.7	1	3-0	1	2	1	16	5.3	
McGary, M	2-0	36:03	3-9	.333	0-0	.000	1-2	.500	0	8	11/5.5	1	4-0	0	4	0	7	3.5	
Novak, I	1-0	36:03	1-2	.500	0-0	.000	0-0	.000	0	1	1/1.0	0	0-0	0	0	2	2	1.0	
James III, P	1-1	12:09	0-0	.000	0-0	.000	0-0	.000	0	0	0/0.0	0	0-0	0	0	0	0	0.0	
Thomas, L	0-0	0:00	0-0	.000	0-0	.000	0-0	.000	0	0	0/0.0	0	0-0	0	0	0	0	0.0	
Perkins, K	0-0	0:00	0-0	.000	0-0	.000	0-0	.000	0	0	0/0.0	0	0-0	0	0	0	0	0.0	
Smith, I	0-0	0:00	0-0	.000	0-0	.000	0-0	.000	0	0	0/0.0	0	0-0	0	0	0	0	0.0	
Jarvis, G	0-0	0:00	0-0	.000	0-0	.000	0-0	.000	0	0	0/0.0	0	0-0	0	0	0	0	0.0	
THUNDER	3-15	720:00	125-269	.465	30-74	.405	59-75	.787	40	106	166/56.0	71	52-0	19	33	16	339	113.0	
LAKERS	3-15	720:00	125-260	.481	28-69	.406	43-60	.717	22	98	144/48.0	75	58-0	19	30	18	321	107.0	



MEMPHIS GRIZZLIES

FEDEXFORUM

191 Beale Street

Memphis, TN 38103 • 901-205-1234

Dave Joergler
Head Coach



DIRECTORY

Controlling Owner: Robert J. Pera

General Manager: Chris Wallace

Head Coach: Dave Joergler

Assistant Coaches: Elston Turner, Jeff Bzdelik,

Bob Thornton, Shawn Respert, Duane Ticknor

Head Athletic Trainer and VP of Player Care: Drew Graham

Director, Communications and Publications:

Jason Wallace

Senior Coordinator, Communications and Publications:

Ross Wooden

Coordinator, Communications and Publications:

Kerri Harper

2015-16 VS. GRIZZLIES (ALL TIMES CENTRAL)

11/16/15	Friday	at Oklahoma City	7:00 p.m.
12/8/15	Saturday	at Memphis	7:00 p.m.
1/6/16	Wednesday	at Memphis	8:30 p.m.

2014-15 VS. GRIZZLIES

Date	Site	W/L	Score
11/7/14	OKC	L	89-91
1/31/15	Memphis	L	74-85
2/11/15	OKC	W	105-89
4/3/15	Memphis	L	92-100

GENERAL INFORMATION

Home Court: FedExForum (18,119)

Radio: WMFS ESPN (92.9 FM/680 AM)

Eric Hasseltine, Hank McDowell, Elliot Perry

Television: FOX Sports Southeast

Pete Pranita, Sean Tuohy, Brevin Knight, Rob Fischer,

Chris Vernon

Team Colors: Memphis Midnight, Beale Street Blue,

Smoke Blue, and Grizzlies Gold

LARGEST WINNING MARGIN

OKC:	40	4/3/98	at Vancouver	138-98
Memphis:	25	3/8/06	at Seattle	74-99
	25	11/8/05	at Memphis	69-94

CURRENT STREAKS VS. GRIZZLIES

SITE	LAST WIN	SCORE	LAST LOSS	SCORE	STREAK
At Home	2/11/15	105-89	11/7/14	89-91	Won 1
At Memphis	12/11/13	116-110	4/3/15	92-100	Lost 3
Overall	2/11/15	105-89	4/3/15	92-100	Lost 1

2014-2015 SEASON SERIES (1-3) OKLAHOMA CITY THUNDER VS. MEMPHIS

PLAYER	G-GS	MIN	FG-FGA	PCT	3FG-FGA	PCT	FT-FTA	PCT	OFF DEF	TOT/AVG	AST	PF-DQ	STL	TO	BLK	PTS	AVG	
Kanter, E	1-1	33:55	11-19	.579	0-0	.000	0-0	.000	5 12	17/17.0	1	4	0	1	3	24	24.0	
Durant, K	2-2	70:54	14-31	.452	4-11	.364	9-10	.900	0 17	17/8.5	7	0	2	4	4	41	20.5	
Westbrook, R	3-3	101:57	14-51	.275	2-9	.222	26-32	.813	5 17	22/7.3	21	7	0	2	12	1	56	18.7
Singler, K	1-1	28:30	5-7	.714	3-4	.750	0-0	.000	0 4	4/4.0	1	4	0	2	0	1	13	13.0
Telfair, S	1-0	18:08	5-11	.455	2-4	.500	1-2	.500	0 1	1/1.0	1	2	0	0	3	0	13	13.0
Ikaka, S	3-3	85:06	13-32	.406	5-11	.455	5-7	.714	7 17	24/8.0	2	9	1	8	4	36	12.0	
Jackson, R	3-1	74:56	15-30	.500	4-8	.500	2-3	.667	1 12	13/4.3	13	4	0	3	8	0	36	12.0
Adams, S	3-3	91:46	13-18	.722	0-0	.000	2-7	.286	8 11	19/6.3	3	10	2	2	2	28	9.3	
Walters, D	3-1	86:27	11-34	.324	2-8	.250	2-2	1.000	1 8	9/3.0	4	6	0	2	7	0	26	8.7
Morrow, A	3-1	70:32	9-28	.321	2-12	.167	4-4	1.000	2 8	10/3.3	3	8	0	4	2	0	24	8.0
Lamb, J	3-1	45:32	10-17	.588	2-7	.286	0-1	.000	1 2	3/1.0	1	4	0	0	2	0	22	7.3
Collison, N	3-0	68:51	8-18	.444	2-4	.500	0-0	.000	8 8	16/5.3	3	5	0	1	2	20	6.7	
Thomas, L	1-1	29:16	1-3	.333	0-0	.000	1-2	.500	0 6	6/6.0	1	1	0	0	3	0	3	3.0
Augustin, D	1-0	17:11	1-4	.250	0-1	.000	1-2	.500	1 1	2/2.0	5	1	0	0	0	0	3	3.0
Roberson, A	2-2	30:39	2-4	.500	1-2	.500	0-0	.000	1 3	4/2.0	2	3	0	1	0	0	5	2.5
McGary, M	2-0	31:18	2-10	.200	0-0	.000	0-0	.000	1 4	5/2.5	0	9	1	0	0	0	4	2.0
Perkins, K	3-1	57:30	2-7	.286	0-0	.000	0-0	.000	3 11	14/4.7	4	6	0	0	1	2	4	1.3
Jones III, P	2-0	8:59	1-2	.500	0-0	.000	0-0	.000	0 0	0/0.0	0	0	0	1	1	0	2	1.0
Smith, J	2-0	7:41	0-1	.000	0-0	.000	0-0	.000	0 0	0/0.5	1	1	0	0	2	0	0	0.0
Novak, S	1-0	5:55	0-1	.000	0-1	.000	0-0	.000	0 0	0/0.0	0	0	0	0	0	0	0	0.0
THUNDER	4-20	960:00	137-328	.418	29-82	.354	57-80	.713	44 143	222/55.5	73	83-1	22	64	17	360	90.0	
GRIZZLIES	4-20	960:00	138-338	.408	18-62	.290	71-92	.772	48 131	213/53.3	72	75-1	35	46	18	365	91.3	

2014-2015 SEASON SERIES (3-1) MEMPHIS GRIZZLIES VS. OKLAHOMA CITY THUNDER

PLAYER	G-GS	MIN	FG-FGA	PCT	3FG-FGA	PCT	FT-FTA	PCT	OFF	DEF	TOT/AVG	AST	PF-DQ	STL	TO	BLK	PTS	AVG	
Randolph, Z	4-4	131:04	25-62	.403	1-2	.500	16-18	.889	19	24	43/10.8	11	13	0	4	10	2	67	16.8
Green, J	3-3	99:52	15-37	.405	3-11	.273	8-10	.800	2	7	9/3.0	5	8	0	3	3	41	13.7	
Conley, M	4-4	117:19	16-44	.364	5-17	.294	14-16	.875	4	7	11/2.8	15	8	0	4	3	0	12	8.8
Gasol, M	4-4	136:26	19-49	.388	0-1	.000	12-15	.800	6	26	32/8.0	13	10	0	4	8	50	12.5	
Lee, C	4-4	112:45	13-32	.406	5-12	.417	6-7	.857	2	8	10/2.5	3	6	0	4	2	0	37	9.3
Allen, T	3-1	77:47	10-18	.556	1-2	.500	5-9	.556	2	13	15/5.0	7	7	0	8	5	1	26	8.7
Calathes, N	3-0	46:28	12-17	.706	0-1	.000	0-0	.000	1	5	6/2.0	6	1	3	4	1	24	8.0	
Udrih, B	4-0	67:54	9-25	.360	2-6	.333	3-5	.600	1	6	7/1.8	7	3	1	2	0	23	5.8	
Smith, R	1-0	3:41	1-2	.500	0-0	.000	3-4	.750	0	0	0/0.0	1	0	0	1	0	0	5	5.0
Koufos, K	4-0	75:26	9-22	.409	0-0	.000	0-2	.000	10	21	31/7.8	1	3	0	3	2	18	4.5	
Leuer, J	3-0	30:45	6-14	.429	0-0	.000	1-2	.500	0	7	7/2.3	0	1	0	1	0	1	13	4.3
Carter, V	2-0	34:19	3-12	.250	1-7	.143	1-2	.500	0	4	4/2.0	2	3	0	1	2	0	8	4.0
Pondexter, Q	1-0	16:04	0-2	.000	0-2	.000	2-2	1.000	0	0	0/0.0	1	2	0	0	0	0	2	2.0
Adams, J	2-0	6:29	0-0	.000	0-0	.000	0-0	.000	0	1	1/0.5	0	1	0	1	1	0	0	0.0
Green, J	1-0	3:41	0-2	.000	0-0	.000	0-0	.000	0	0	0/0.0	0	0	0	0	2	0	0	0.0
Thomas, T	0-0	0:00	0-0	.000	0-0	.000	0-0	.000	0	0	0/0.0	0	0	0	0	0	0	0	0.0
Lucas, K	0-0	0:00	0-0	.000	0-0	.000	0-0	.000	0	0	0/0.0	0	0	0	0	0	0	0	0.0
Prince, T	0-0	0:00	0-0	.000	0-0	.000	0-0	.000	0	0	0/0.0	0	0	0	0	0	0	0	0.0
Stokes, J	0-0	0:00	0-0	.000	0-0	.000	0-0	.000	0	0	0/0.0	0	0	0	0	0	0	0	0.0
GRIZZLIES	4-20	960:00	138-338	.408	18-62	.290	71-92	.772	48	131	213/53.3	72	75-1	35	46	18	365	91.3	
THUNDER	4-20	960:00	137-328	.418	29-82	.354	57-80	.713	44	143	222/55.5	73	83-1	22	64	17	360	90.0	



MIAMI HEAT

AMERICAN AIRLINES ARENA

601 Biscayne Blvd.

Miami, FL 33132 • 786-777-4328

Erik Spoelstra
Head Coach



DIRECTORY

Managing General Partner: Micky Arison

President: Pat Riley

Head Coach: Erik Spoelstra

Assistant Head Coach: David Fizdale

Assistant Coaches: Juwan Howard, Keith Smart, Dan Craig,

Chris Quinn

Head Athletic Trainer: Jay Sabol

Vice President, Sports Media Relations: Tim Donovan

Senior Director, Sports Media Relations: Rob Wilson

Director, Sports Media Relations: Michael Lissack

Sports Media Relations Manager: Nick Maiorana

2015-16 VS. HEAT (ALL TIMES CENTRAL)

12/3/15	Thursday	at Miami	6:00 p.m.
1/17/16	Sunday	at Oklahoma City	6:00 p.m.

2014-15 VS. HEAT

Date	Site	W/L	Score
1/20/15	Miami	W	94-86
3/22/15	OKC	W	93-75

GENERAL INFORMATION

Home Court: American Airlines Arena (19,600)

Radio: The Ticket (790 AM)

Mike Inglis, John Crotty, Ron Rothstein

Spanish Radio: WAQI (710 AM)

Jose Paneda, Joe Pujala

Television: FOX Sports Sun

Eric Reid, Tony Fiorentino, Jason Jackson

Team Colors: Red, Yellow, Black, and White

LARGEST WINNING MARGIN

OKC:	32	1/12/96	at Seattle	113-81
Miami:	22	2/20/14	at OKC	81-103

CURRENT STREAKS VS. HEAT

SITE	LAST WIN	SCORE	LAST LOSS	SCORE	STREAK
At Home	3/22/15	93-75	2/20/14	81-103	Won 1
At Miami	1/20/15	94-86	12/25/12	97-103	Won 2
Overall	3/22/15	93-75	2/20/14	81-103	Won 2

2014-2015 SEASON SERIES (2-0) OKLAHOMA CITY THUNDER VS. MIAMI

PLAYER	G-GS	MIN	FG-FGA	PCT	3FG-FGA	PCT	FT-FTA	PCT	OFF	DEF	TOT/AVG	AST	PF-DQ	STL	TO	BLK	PTS	AVG
Kanter, E	1-1	34:25	12-20	.600	0-0	.000	3-3	1.000	6	6	12/12.0	0	2-0	1	2	0	27	27.0
Durant, K	1-1	39:17	9-24	.375	0-8	.000	1-1	1.000	1	7	8/8.0	8	1-0	4	0	1	19	19.0
Jackson, R	1-0	25:54	7-9	.778	2-3	.667	0-0	.000	0	2	2/2.0	1	3-0	0	2	0	16	16.0
Westbrook, R	2-2	69:04	13-33	.394	1-6	.167	4-6	.667	8	11	19/9.5	23	5-0	8	8	2	31	31.0
McGary, M	1-0	25:32	1-11	.545	0-0	.000	2-3	.667	4	4	8/8.0	1	1-2	1	3	2	14	14.0
Moraw, A	2-2	47:08	10-20	.500	1-0	.000	4-4	1.000	5	5	10/5.0	0	3-0	1	0	0	22	22.0
Adams, S	2-2	49:08	10-17	.588	0-0	.000	0-2	.000	8	8	13/6.5	0	2-0	0	2	2	20	20.0
Ibaka, S	1-1	30:27	4-10	.400	1-4	.250	0-0	.000	1	3	4/4.0	0	5-0	0	4	1	9	9.0
Walters, D	2-1	59:09	5-19	.263	1-5	.200	2-6	.333	0	3	3/1.5	3	5-0	0	2	0	13	6.5
Augustin, D	1-0	24:08	1-7	.143	1-3	.333	0-0	.000	2	2	4/4.0	2	1-0	0	3	1	3	3.0
Novak, S	1-0	5:28	1-1	1.000	0-0	1.000	0-0	.000	1	1	2/2.0	0	0-0	0	0	0	3	3.0
Robertson, A	2-2	24:41	2-4	.500	1-2	.500	0-0	.000	0	1	5/2.0	0	0-0	0	0	0	3	3.0
Singler, K	1-0	15:28	1-1	1.000	0-0	.000	0-0	.000	0	0	0/0.0	1	0-0	2	0	0	2	2.0
Collison, N	1-0	9:00	0-0	.000	0-0	.000	1-2	.500	2	2	4/4.0	0	1-0	0	0	0	1	1.0
Perkins, K	1-0	23:26	0-3	.000	0-0	.000	0-0	.000	0	3	3/3.0	0	3-0	0	0	0	0	0.0
Lamb, J	1-0	3:32	0-1	.000	0-1	.000	0-0	.000	0	1	1/1.0	0	0-0	0	0	0	0	0.0
Jones III, P	1-0	3:12	0-2	.000	0-1	.000	0-0	.000	0	0	0/0.0	0	0-0	1	0	0	0	0.0
Smith, J	0-0	0:00	0-0	.000	0-0	.000	0-0	.000	0	0	0/0.0	0	0-0	0	0	0	0	0.0
THUNDER	2-10	480:00	81-182	.445	12-44	.273	12-23	.565	33	60	111/55.5	40	40-0	22	31	10	187	93.5
HEAT	2-10	480:00	64-149	.430	11-40	.275	13-34	.647	17	60	97/48.5	33	31-1	11	40	8	161	80.5



MILWAUKEE BUCKS

BMO HARRIS BRADLEY CENTER
1001 N. Fourth Street
Milwaukee, WI 53203 • 414-227-0500

Jason Kidd
Head Coach



DIRECTORY

Owners: Wes Edens, Marc Lasry, and Jamie Dinan
General Manager: John Hammond
Head Coach: Jason Kidd
Assistant Coaches: Joe Prunty, Eric Hughes, Greg Foster, Sean Sweeney, Josh Oppenheimer
Director of Performance: Troy Flanagan
Vice President of Public Relations: Dan Smyczek
Director of Communications: Mark Rosenberg
Public Relations Coordinator: Kristen Deahl

2015-16 VS. BUCKS (ALL TIMES CENTRAL)
12/29/15 Tuesday at Oklahoma City 7:00 p.m.
3/6/16 Sunday at Milwaukee 2:30 p.m.

2014-15 VS. BUCKS
Date Site W/L Score
11/11/14 Milwaukee L 78-85
12/9/14 OKC W 114-101

THUNDER VS. BUCKS ALL-TIME

YEAR	TOTAL	YEAR	TOTAL
1968-69	5-3		
1969-70	1-5	1992-93	2-0
1970-71	1-5	1993-94	2-0
1971-72	0-6	1994-95	2-0
1972-73	1-5	1995-96	2-0
1973-74	2-4	1996-97	1-1
1974-75	3-1	1997-98	1-1
1975-76	3-2	1998-99	0-1
1976-77	3-1	1999-00	1-1
1977-78	3-1	2000-01	2-0
1978-79	2-2	2001-02	2-0
1979-80	4-2	2002-03	1-1
1980-81	0-2	2003-04	1-1
1981-82	2-0	2004-05	1-1
1982-83	2-0	2005-06	1-1
1983-84	1-1	2006-07	1-1
1984-85	0-2	2007-08	1-1
1985-86	0-2	2008-09	0-2
1986-87	0-2	2009-10	1-1
1987-88	1-1	2010-11	1-1
1988-89	1-1	2011-12	1-1
1989-90	0-2	2012-13	1-1
1989-90	0-2	2013-14	2-0
1990-91	1-1	2014-15	1-1
1991-92	1-1	Totals	66-67

GENERAL INFORMATION

Home Court: BMO Harris Bradley Center (18,717)
Radio: 620 WTMJ
Ted Davis, Dennis Krause
Television: FOX Sports Wisconsin
Jim Paschke, Gus Johnson, Marques Johnson, Jon McGlocklin
Team Colors: Good Land Green, Cream City Cream, Great Lakes Blue, Bucks Black

LARGEST WINNING MARGIN

OKC: 31 1/22/91 at Seattle 132-101
Milwaukee: 44 12/19/72 at Milwaukee 77-121

CURRENT STREAKS VS. BUCKS

SITE	LAST WIN	SCORE	LAST LOSS	SCORE	STREAK
At Home	12/9/14	114-101	4/17/13	89-95	Won 2
At Milwaukee	11/16/13	92-79	11/11/14	78-85	Lost 1
Overall	12/9/14	114-101	11/11/14	78-85	Won 1

2014-2015 SEASON SERIES (1-1) OKLAHOMA CITY THUNDER VS. MILWAUKEE

PLAYER	G-GS	MIN	FG-FGA	PCT	3FG-FGA	PCT	FT-FTA	PCT	OFF	DEF	TOT/AVG	AST	PF-DQ	STL	TO	BLK	PTS	AVG
Westbrook, R	1-1	32:07	8-16	.500	0-2	.000	12-15	.800	2	3	5/5.0	7	5-0	3	5	0	28	28.0
Jackson, R	2-1	73:22	20-35	.571	4-13	.308	3-3	1.000	0	11	11/5.5	7	4-0	2	4	1	47	23.5
Durant, K	1-1	28:57	7-11	.636	1-5	.200	8-8	1.000	0	9	9/9.0	7	0-0	1	4	1	23	23.0
Ibaka, S	2-2	59:19	9-18	.500	2-5	.400	9-9	1.000	3	9	12/6.0	2	4-0	2	5	4	29	14.5
Morrow, A	2-0	36:54	7-12	.583	1-2	.500	0	0/0.0	1	9	1	1	1	1	0	0	16	8.0
Lamb, J	2-1	50:34	4-20	.200	0-4	.000	4-4	1.000	3	8	11/5.5	4	5-0	2	3	0	12	6.0
Perkins, K	2-0	42:53	5-13	.385	0-0	.000	2-4	.500	9	9	18/9.0	4	6-0	1	4	3	12	6.0
Jones III, P	1-0	21:34	2-6	.333	1-3	.333	0	0/0.0	0	2	2/2.0	1	4-0	0	2	0	5	5.0
Adams, S	2-2	37:31	2-9	.222	0-0	.000	2-4	.500	7	9	16/8.0	0	4-0	0	2	1	6	3.0
Thomas, L	2-1	30:11	2-10	.200	0-0	.000	1-2	.500	2	2	4/2.0	0	2-0	1	2	0	5	2.5
Smith, J	2-0	12:55	2-7	.286	1-3	.333	0-0	0/0.0	0	6	5/2.5	0	1-1	1	0	0	5	2.5
Robertson, A	1-1	22:40	1-3	.333	0-1	.000	0-0	0/0.0	0	6	6/6.0	1	3-0	2	2	1	0	2.0
Telfair, S	1-0	16:11	1-6	.167	0-2	.000	0-0	0/0.0	0	1	1/1.0	1	1-0	0	0	0	2	2.0
Collison, N	1-0	14:53	0-3	.000	0-1	.000	0-0	0/0.0	0	0	0/0.0	3	2-0	0	0	0	0	0.0
THUNDER	2-10	480:00	70-169	.414	10-41	.244	42-53	.792	28	72	122/61.0	38	50-1	16	36	11	192	96.0
BUCKS	2-10	480:00	67-165	.406	7-36	.194	45-59	.763	23	59	100/50.0	37	47-1	13	30	8	186	93.0

2014-2015 SEASON SERIES (1-1) MILWAUKEE BUCKS VS. OKLAHOMA CITY THUNDER

PLAYER	G-GS	MIN	FG-FGA	PCT	3FG-FGA	PCT	FT-FTA	PCT	OFF	DEF	TOT/AVG	AST	PF-DQ	STL	TO	BLK	PTS	AVG
Mayo, O	2-1	58:10	12-28	.429	2-11	.182	11-13	.846	2	6	3/4.0	1	8-1	0	2	0	37	18.5
Antetokounmpo, G	2-1	52:05	10-24	.417	1-2	.500	10-15	.667	5	11	16/8.0	1	5-0	0	2	4	31	15.5
Knight, B	2-2	65:17	8-25	.320	3-11	.273	6-8	.750	0	7	7/3.5	7	5-0	2	9	0	25	12.5
Parker, J	2-2	49:43	10-20	.500	0-0	.000	1-3	.333	2	3	5/2.5	4	4-0	0	3	0	21	10.5
Bayless, J	2-0	41:13	5-9	.556	0-1	.000	7-7	1.000	0	5	5/2.5	6	1-0	3	3	0	17	8.5
Pachulia, Z	2-0	52:06	6-12	.500	0-0	.000	3-3	1.000	4	7	11/5.5	9	8-0	2	4	1	15	7.5
Middleton, K	1-0	21:43	2-7	.286	0-2	.000	3-4	.750	1	5	6/6.0	0	1-0	1	0	0	7	7.0
Dudley, J	2-1	43:19	6-15	.400	0-4	.000	0-0	0/0.0	3	1	3/3.0	3	1-1	1	0	0	12	6.0
Wolters, N	1-0	17:57	3-7	.429	0-1	.000	0-0	0/0.0	0	2	2/2.0	1	0-0	0	1	0	6	6.0
Sanders, L	2-2	34:57	4-13	.308	0-0	.000	2-4	.500	4	4	8/4.0	1	9-0	3	3	1	10	5.0
Marshall, K	1-0	15:15	1-3	.333	1-3	.333	0-0	0/0.0	0	1	2/2.0	3	0-0	0	1	0	3	3.0
Ilyasova, E	1-1	23:09	0-2	.000	0-1	.000	2-2	1.000	1	4	5/5.0	1	4-0	1	1	0	2	2.0
Henson, J	1-0	5:08	0-0	.000	0-0	.000	0-0	0/0.0	0	1	1/1.0	0	0-0	0	0	0	0	0.0
BUCKS	2-10	480:00	67-165	.406	7-36	.194	45-59	.763	23	59	100/50.0	37	47-1	13	30	8	186	93.0
THUNDER	2-10	480:00	70-169	.414	10-41	.244	42-53	.792	28	72	122/61.0	38	50-1	16	36	11	192	96.0



MINNESOTA TIMBERWOLVES

TARGET CENTER
600 First Avenue North
Minneapolis, MN 55403 • 612-673-1600

Sam Mitchell
Interim Head Coach



DIRECTORY

Owner: Glen Taylor
President of Basketball Operations/Head Coach: Flip Saunders
Interim Head Coach: Sam Mitchell
Assistant Coaches: Sid Lowe, Ryan Saunders, David Adelman, Bryan Gates
Director of Medical Operations/Head Athletic Trainer: Gregg Farnam
Vice President of Communications: Brad Ruiter
Public Relations Manager: Aaron Seehusen
Communications Manager: Dan Bell
Public Relations Coordinator: Alex King

2015-16 VS. TIMBERWOLVES (ALL TIMES CENTRAL)
1/12/16 Tuesday at Minnesota 7:00 p.m.
1/15/16 Friday at Oklahoma City 7:00 p.m.
1/27/16 Wednesday at Minnesota 7:00 p.m.
3/11/16 Friday at Oklahoma City 7:00 p.m.

2014-15 VS. TIMBERWOLVES

Date Site W/L Score
12/12/14 Minnesota W 111-92
1/26/15 OKC W 92-84
3/13/15 OKC W 113-99
4/15/15 Minnesota W 138-113

GENERAL INFORMATION

Home Court: Target Center (19,356)
Radio: WCCO-AM 830
Alan Horton
Television: Fox Sports North
Dave Benz, Jim Peterson
Team Colors: Blue, Green, and Silver

LARGEST WINNING MARGIN

OKC: 37 2/14/96 at Seattle 130-93
37 12/5/92 at Seattle 124-87
Minnesota: 42 1/7/09 at Minnesota 87-129

CURRENT STREAKS VS. TIMBERWOLVES

	3/13/15	113-99	11/28/08	103-105	Won 9
At Minnesota	4/15/15	138-113	11/1/13	81-100	Won 3
Overall	4/15/15	138-113	11/1/13	81-100	Won 7

2014-2015 SEASON SERIES (4-0) OKLAHOMA CITY THUNDER VS. MINNESOTA

PLAYER	G-GS	MIN	FG-FGA	PCT	3FG-FGA	PCT	FT-FTA	PCT	OFF	DEF	TOT/AVG	AST	PF-DQ	STL	TO	BLK	PTS	AVG
Westbrook, R	4-4	133:49	41-85	.482	7-17	.412	29-36	.806	6	22	287/7.2	30	8-0	7	20	0	116	29.5
Kanter, E	2-2	66:19	21-36	.583	0-1	.000	6-6	1.000	17	13	30/15.0	3	5-0	2	5	1	48	24.0
Walters, D	3-2	84:58	19-47	.404	8-15	.533	9-14	.643	4	2	6/2.0	7	7-0	4	3	1	55	18.3
Durant, K	1-1	28:22	5-8	.625	1-2	.500	5-5	1.000	1	3	4/4.0	5	3-0	0	6	2	16	16.0
Ibaka, S	2-2	68:31	12-23	.522	2-6	.333	0-0	.000	6	17	23/11.5	1	3-0	4	0	4	26	13.0
Morrow, A	4-0	85:27	19-45	.422	8-25	.320	3-3	1.000	1	5	6/1.5	3	8-0	5	1	1	49	12.3
Jackson, R	2-0	48:08	8-13	.615	1-3	.333	3-3	1.000	2	13	9/1.5	4	4-0	3	3	0	20	10.0
Adams, S	4-3	94:45	15-24	.625	0-0	.000	4-7	.571	16	13	29/7.3	4	10-0	2	4	7	34	8.5
McGary, M	2-1	37:19	8-13	.615	0-1	.000	0-1	.000	0	6	7/3.5	3	3-0	0	0	0	16	8.0
Augustin, D	2-0	47:43	6-14	.429	2-5	.400	0-0	.000	0	2	2/1.0	9	0-0	1	4	0	14	7.0
Collison, N	4-0	66:31	8-13	.615	1-1	1.000	3-6	.500	4	10	14/3.5	8	14-0	5	2	0	20	5.0
Singler, K	2-0	31:59	4-13	.308	2-6	.333	0-0	.000	0	2	2/1.0	2	6-0	1	0	1	16	8.0
Novak, S	1-0	4:47	1-2	.500	0-0	.000	0-0	.000	0	0	0/0.0	0	1-0	0	1	0	3	3.0
Robertson, A	4-4	66:48	3-10	.300	0-2	.000	3-6	.500	5	13	18/4.5	7	7-0	4	1	2	9	2.3
Jones III, P	3-1	32:46	2-7	.286	0-2	.000	2-2	1.000	0	4	4/1.5	1	0-0	0	1	0	6	2.0
Smith, J	2-0	3:29	2-2	1.000	0-0	.000	0-0	.000	0	0	0/0.0	0	2-0	1	0	0	4	2.0
Lamb, J	4-0	26:52	1-2	.250	0-7	.000	0-0	.000	1	4	5/1.3	3	2-0	0	1	0	6	1.5
Perkins, K	2-0	30:10	0-2	.000	0-0	.000	0-0	.000	9	9	12/6.0	0	9-0	0	0	0	0	0.0
Jerrett, G	1-0	1:17	0-0	.000	0-0	.000	0-0	.000	0	0	0/0.0	0	0-0	0	0	0	0	0.0
Thomas, L	0-0	0:00	0-0	.000	0-0	.000	0-0	.000	0	0	0/0.0	0	0-0	0	0	0	0	0.0
THUNDER	4-20	960:00	177-376	.473	33-96	.344	67-89	.753	116	473	1263/58.9	90	93-7	45	60	27	436	11.1
TIMBERWOLVES	4-20	960:00	138-325	.425	12-51	.235	100-127	.787	51	111	195/48.8	76	74-4	40	65	24	388	97.0



NEW ORLEANS PELICANS

5800 Airline Drive
Metairie, LA 70003 • 504-593-4700

Alvin Gentry
Head Coach



DIRECTORY

Owner/Chairman of the Board: Tom Benson
General Manager: Dell Demps
Head Coach: Alvin Gentry
Assistant Coaches: Darren Erman, Phil Weber, Robert Pack, Fred Vinson, Kevin Hanson
Head Athletic Trainer: Duane Brooks
Director of Basketball Communications: Matt Ryan
Basketball Communications Manager: Will McClaran
Basketball Communications Coordinator: Chris Trahant

2015-16 VS. PELICANS (ALL TIMES CENTRAL)
11/18/15 Wednesday at Oklahoma City 7:00 p.m.
2/11/16 Thursday at Oklahoma City 7:00 p.m.
2/25/16 Thursday at New Orleans 7:00 p.m.

2014-15 VS. PELICANS

Date	Site	W/L	Score
12/2/14	New Orleans	L	104-112
12/21/14	OKC	L	99-101
2/4/15	New Orleans	W	102-91
2/6/15	OKC	L	113-116

GENERAL INFORMATION

Home Court: Smoothie King Center (16,867)
Radio: WWL (105.3 FM)
Sean Kelley, John DeShazier
Television: Fox Sports New Orleans
Joel Myers, David Wesley, Jen Hale
Team Colors: Blue, Gold, and Red

LARGEST WINNING MARGIN

OKC: 40 11/7/89 at Seattle 128-88
New Orleans: 31 1/16/08 at New Orleans 92-123

CURRENT STREAKS VS. PELICANS

SITE	LAST WIN	SCORE	LAST LOSS	SCORE	STREAK
At Home	4/11/14	116-94	2/6/15	113-116	Lost 2
At New Orleans	2/4/15	102-91	12/2/14	104-112	Won 1
Overall	2/4/15	102-91	2/6/15	113-116	Lost 1

2014-2015 SEASON SERIES (1-3) OKLAHOMA CITY THUNDER VS. NEW ORLEANS

PLAYER	G-GS	MIN	FG-FGA	PCT	3FG-FGA	PCT	FT-FTA	PCT	OFF	DEF	TOT/AVG	AST	PF-DQ	STL	TO	BLK	PTS	AVG
Westbrook, R	4-4	148:03	49-106	.462	6-21	.286	39-44	.886	8	18	266/65	32	11-0	22	1	143	35.8	
Durant, K	2-2	72:20	18-44	.409	6-18	.333	12-14	.857	2	6	84/0	6	4-0	2	7	1	54	27.0
Jackson, R	4-0	100:52	19-42	.452	3-11	.273	5-5	1.000	0	14	143/35	14	4-0	2	3	0	46	11.5
Ibaka, S	4-4	151:16	15-36	.417	2-10	.200	3-4	.750	5	16	215/53	0	15-1	0	3	14	35	8.8
Adams, S	4-4	107:22	14-19	.737	0-0	.000	4-8	.500	13	18	317/8	8	10-0	5	10	5	32	8.0
Morrow, A	4-0	93:36	13-23	.565	5-10	.500	1-1	1.000	2	10	123/30	2	7-0	1	0	0	32	8.0
Lamb, J	2-0	21:01	5-9	.556	1-3	.333	5-7	.714	0	5	52/5	0	1-0	1	0	0	16	8.0
Walters, D	2-1	50:10	7-20	.350	0-3	.000	0-2	.000	0	7	73/5	2	6-0	2	4	1	14	7.0
Jones III, P	2-1	27:01	5-9	.556	1-2	.500	1-1	1.000	0	4	42/0	0	1-0	0	0	1	12	6.0
Roberson, A	4-4	78:28	6-9	.667	1-3	.333	1-2	.500	5	16	215/53	4	8-0	5	2	3	14	3.5
Perkins, K	4-0	72:53	7-16	.438	0-0	.000	0-0	.000	8	15	235/8	4	10-0	0	8	3	14	3.5
Thomas, L	1-0	4:15	0-0	.000	0-0	.000	2-2	1.000	1	0	1/10	0	3-0	0	0	0	2	2.0
Collison, N	4-0	29:48	2-8	.250	0-2	.000	0-0	.000	3	4	77/18	1	7-0	0	1	4	10	0.0
Smith, J	2-0	2:56	0-0	.000	0-0	.000	0-0	.000	0	0	0/0	0	0-0	0	0	0	0	0.0
Jerrett, G	0-0	0:00	0-0	.000	0-0	.000	0-0	.000	0	0	0/0	0	0-0	0	0	0	0	0.0
THUNDER	4-20	960:00	160-341	.469	25-83	.301	73-90	.811	47	133	206/51.5	73	88-1	28	61	30	418	104.5
PELICANS	4-20	960:00	159-358	.444	30-82	.366	72-98	.735	56	126	217/54.3	105	74-0	36	54	26	420	105.0

2014-2015 SEASON SERIES (3-1) NEW ORLEANS PELICANS VS. OKLAHOMA CITY

PLAYER	G-GS	MIN	FG-FGA	PCT	3FG-FGA	PCT	FT-FTA	PCT	OFF	DEF	TOT/AVG	AST	PF-DQ	STL	TO	BLK	PTS	AVG
Davis, A	4-4	159:19	48-81	.593	1-2	.500	30-39	.769	9	32	411/103	11	7-0	8	7	10	127	31.8
Evans, T	4-4	151:28	33-78	.423	4-12	.333	5-9	.556	3	18	215/53	35	9-0	6	15	2	75	18.8
Anderson, R	4-0	118:36	23-56	.411	10-29	.345	17-19	.895	10	11	215/53	4	9-0	4	2	7	18.3	18.3
Holiday, J	2-2	74:24	10-29	.345	3-11	.273	4-4	1.000	0	6	63/30	25	3-0	7	6	2	27	13.5
Pondexter, Q	2-0	61:17	8-18	.444	5-10	.500	4-4	1.000	6	3	94/5	3	4-0	2	3	0	25	12.5
Gordon, E	2-2	63:09	6-22	.273	3-7	.429	0-0	.000	1	4	52/25	10	10-0	2	5	0	15	7.5
Cunningham, D	3-2	92:52	8-16	.500	0-2	.000	0-0	.000	5	7	124/30	3	3-0	1	0	0	16	5.3
Asik, O	4-4	95:18	5-15	.333	0-0	.000	8-15	.533	18	23	411/103	2	8-0	1	4	6	18	4.5
Rivers, A	2-0	30:25	3-7	.429	1-2	.500	2-4	.500	0	4	42/20	5	3-0	2	2	0	9	4.5
Babbitt, L	2-2	29:11	3-9	.333	3-5	.600	0-0	.000	0	2	21/10	1	5-0	0	1	1	9	4.5
Ajina, A	4-0	28:59	8-14	.571	0-0	.000	2-2	1.000	3	8	112/28	1	7-0	1	2	18	4.5	
Fredette, J	3-0	23:26	4-12	.333	0-2	.000	0-0	.000	1	3	41/3	4	2-0	1	0	0	8	2.7
Salmons, J	2-0	31:37	0-1	.000	0-0	.000	0-2	.000	0	5	5/25	1	4-0	1	0	1	0	0.0
Smith, R	0-0	0:00	0-0	.000	0-0	.000	0-0	.000	0	0	0/0	0	0-0	0	0	0	0	0.0
Wither, J	0-0	0:00	0-0	.000	0-0	.000	0-0	.000	0	0	0/0	0	0-0	0	0	0	0	0.0
Douglas, T	0-0	0:00	0-0	.000	0-0	.000	0-0	.000	0	0	0/0	0	0-0	0	0	0	0	0.0
PELICANS	4-20	960:00	159-358	.444	30-82	.366	72-98	.735	56	126	217/54.3	105	74-0	36	54	26	420	105.0
THUNDER	4-20	960:00	160-341	.469	25-83	.301	73-90	.811	47	133	206/51.5	73	88-1	28	61	30	418	104.5



NEW YORK KNICKS

MADISON SQUARE GARDEN
Two Pennsylvania Plaza
New York, NY 10121 • 212-465-6471

Derek Fisher
Head Coach



DIRECTORY

Executive Chairman, The Madison Square Garden Company: James L. Dolan
President: Phil Jackson
Head Coach: Derek Fisher
Associate Head Coach: Kurt Rambis
Assistant Coaches: Jim Clemons, Rasheed Hazzard, Brian Keefe, Joshua Longstaff
Head Athletic Trainer: Roger Hinds
Vice President, Public Relations: Jonathan Supranowitz
Director, Media Relations: Gregg Schwartz

2015-16 VS. KNICKS (ALL TIMES CENTRAL)
11/20/15 Friday at Oklahoma City 7:00 p.m.
1/26/16 Tuesday at New York 6:30 p.m.

2014-15 VS. KNICKS

Date	Site	W/L	Score
11/28/14	OKC	W	105-78
1/28/15	New York	L	92-100

THUNDER VS. KNICKS ALL-TIME

YEAR	TOTAL	YEAR	TOTAL
1967-68	3-4	1990-91	1-1
1968-69	0-6	1991-92	0-2
1969-70	2-4	1992-93	1-1
1970-71	3-2	1993-94	1-1
1971-72	2-3	1994-95	2-0
1972-73	0-4	1995-96	1-1
1973-74	0-4	1996-97	2-0
1974-75	2-2	1997-98	1-1
1975-76	4-0	1998-99	Did Not Play
1976-77	2-1	1999-00	0-2
1977-78	1-2	2000-01	1-1
1978-79	2-2	2004-05	2-0
1979-80	2-0	2005-06	0-2
1980-81	0-2	2006-07	1-1
1981-82	2-0	2007-08	2-0
1982-83	1-1	2008-09	1-1
1983-84	1-1	2009-10	2-0
1984-85	0-2	2010-11	1-1
1985-86	1-1	2011-12	1-0
1986-87	2-0	2012-13	1-1
1987-88	2-0	2013-14	2-0
1988-89	1-1	2014-15	1-1
1989-90	1-1	Totals	60-64

GENERAL INFORMATION

Home Court: Madison Square Garden (19,812)
Radio: ESPN Radio (98.7 FM)
Mike Crispino, Brendan Brown
Television: MSG Network
Mike Breen, Walt Frazier
Team Colors: Orange, Blue, and White

LARGEST WINNING MARGIN

OKC: 29 12/25/13 at New York 123-94
New York: 34 11/3/67 at Seattle 100-134

CURRENT STREAKS VS. KNICKS

SITE	LAST WIN	SCORE	LAST LOSS	SCORE	STREAK
At Home	11/28/14	105-78	4/7/13	120-125	Won 2
At New York	12/25/13	123-94	1/28/15	92-100	Lost 1
Overall	11/28/14	105-78	1/28/15	92-100	Lost 1

2014-2015 SEASON SERIES (1-1) OKLAHOMA CITY THUNDER VS. NEW YORK

PLAYER	G-GS	MIN	FG-FGA	PCT	3FG-FGA	PCT	FT-FTA	PCT	OFF	DEF	TOT/AVG	AST	PF-DQ	STL	TO	BLK	PTS	AVG
Westbrook, R	2-2	58:21	25-47	.532	5-12	.417	17-19	.895	4	7	115/55	12	3-0	3	7	1	72	36.0
Lamb, J	1-0	22:07	3-5	.600	3-4	.750	4-4	1.000	0	3	33/30	2	3-0	1	0	0	13	13.0
Ibaka, S	2-2	53:34	8-20	.400	1-5	.200	7-8	.875	5	11	168/80	2	8-0	0	2	2	24	12.0
Jackson, R	2-0	57:17	9-19	.474	1-5	.200	4-4	1.000	3	10	136/68	8	1-0	6	3	0	23	11.5
Morrow, A	2-0	46:52	7-14	.500	3-6	.500	0-0	.000	0	5	52/5	3	6-0	2	0	0	17	8.5
Walters, D	1-0	19:34	3-10	.300	1-3	.333	1-1	1.000	1	0	1/10	0	0-0	0	0	0	8	8.0
Adams, S	2-2	53:15	5-14	.357	0-0	.000	2-3	.667	4	18	22/110	0	6-0	1	5	3	12	6.0
Perkins, K	2-0	35:04	5-12	.417	0-0	.000	2-4	.500	0	10	10/50	0	4-0	0	2	0	12	6.0
Thomas, L	1-1	19:07	3-7	.429	0-0	.000	0-0	.000	5	1	6/60	0	6-1	1	1	0	6	6.0
Jerrett, G	1-0	8:39	1-5	.200	1-5	.200	0-0	.000	0	1	1/10	1	2-0	0	1	0	3	3.0
Roberson, A	2-2	39:25	2-7	.286	0-1	.000	1-2	.500	2	2	4/20	1	5-0	1	2	1	5	2.5
Collison, N	2-0	35:06	1-5	.200	0-2	.000	0-0	.000	4	3	7/35	0	5-0	1	2	0	2	1.0
Jones III, P	1-1	24:23	0-5	.000	0-3	.000	0-0	.000	0	5	5/50	1	3-0	0	2	0	0	0.0
Smith, J	0-0	7:16	0-1	.000	0-0	.000	0-0	.000	0	0	0/00	0	0-0	0	0	0	0	0.0
THUNDER	2-0	480:00	72-171	.421	15-46	.326	38-45	.844	28	70	116/58.0	30	52-1	16	29	7	197	98.5
KNICKS	2-10	480:00	69-166	.416	10-36	.278	30-41	.732	18	66	98/49.0	46	39-0	11	23	12	178	89.



ORLANDO MAGIC

AMWAY CENTER
8701 Maitland Summit Blvd.
Orlando, FL 32810 • 407-916-2400

Scott Skiles
Head Coach



DIRECTORY

Senior Chairman: Rich DeVos
General Manager: Rob Hennigan
Head Coach: Scott Skiles
Assistant Coaches: Adrian Griffin, Monte Mathis, Mario Elie, Conner Henry
Athletic Trainer: Keon Weise
Chief Communications Officer: Joel Glass
Director of Communications: George Galante
Assistant Director of Communications: Trish Wingerson
Communications Manager: Melanie Curtsinger

2015-16 VS. MAGIC (ALL TIMES CENTRAL)

10/30/15 Friday at Orlando 6:00 p.m.
2/3/16 Wednesday at Oklahoma City 7:00 p.m.

2014-15 VS. MAGIC

Date	Site	W/L	Score
1/18/15	Orlando	W	127-99
2/2/15	OKC	W	104-97

GENERAL INFORMATION

Home Court: Amway Center (18,846)
Radio: ESPN 580 Orlando (580 AM)
Dennis Neumann, Richie Adubato
Spanish Radio: TBA
Joey Colon
Television: FOX Sports Florida
David Steele, Jeff Turner
Team Colors: Blue, Silver, and Black

LARGEST WINNING MARGIN

Team	Score	Opponent	Score
OKC	40	12/17/94 at Seattle	124-84
Orlando	31	2/18/94 at Orlando	93-124

CURRENT STREAKS VS. MAGIC

Site	Last Win	Score	Last Loss	Score	Streak
At Home	2/2/15	104-97	11/12/08	92-109	Won 6
At Orlando	1/18/15	127-99	2/7/14	102-103	Won 1
Overall	2/2/15	104-97	2/7/14	102-103	Won 2

2014-2015 SEASON SERIES (2-0) OKLAHOMA CITY THUNDER VS. ORLANDO

PLAYER	G-GS	MIN	FG-FGA	PCT	3FG-FGA	PCT	FT-FTA	PCT	OFF	DEF	TOT/AVG	AST	PF-QD	STL	TO	BLK	PTS	AVG
Westbrook, R	2-2	62-43	15-27	.556	1-6	.167	11-14	.786	2	10	12/6/0	20	3-0	5	6	2	42	21.0
Durant, K	1-1	27-32	7-10	.700	0-1	.000	7-7	1.000	3	8	11/11/0	8	1-0	1	3	1	21	21.0
Walters, D	2-1	61-43	16-24	.667	3-6	.500	5-7	.714	1	4	5/2/5	3	3-0	3	5	0	40	20.0
Ibaka, S	2-2	64-52	11-22	.500	6-13	.462	4-4	1.000	1	15	16/8/0	2	4-0	4	2	4	32	16.0
Perkins, K	2-0	42-05	8-11	.727	0-0	.000	3-7	.429	0	12	12/6/0	3	7-0	1	5	0	19	9.5
Morrow, A	2-0	48-00	5-13	.385	3-7	.429	4-4	1.000	3	1	4/2/0	2	1-0	3	3	0	17	8.5
Adams, S	2-2	44-05	7-11	.636	0-0	.000	3-5	.600	2	5	7/3/5	5	10-0	0	3	1	17	8.5
Lamb, J	1-0	6-11	3-4	.750	2-2	1.000	0-0	.000	0	2	2/2/0	0	0-0	1	1	0	8	8.0
Jackson, R	2-0	36-44	4-10	.400	0-3	.000	5-6	.833	1	8	9/4/5	4	2-0	1	1	0	13	6.5
Roberson, A	2-2	46-57	4-9	.444	2-6	.333	2-4	.500	2	5	7/3/5	2	6-0	2	3	1	12	6.0
Collison, N	2-0	25-52	4-11	.364	0-0	.000	0-0	.000	3	3	6/3/0	2	7-0	1	1	1	8	4.0
Jones III, P	1-0	6-11	1-3	.333	0-1	.000	0-0	.000	0	2	2/2/0	0	0-0	0	0	0	2	2.0
Smith, I	1-0	6-11	0-2	.000	0-0	.000	0-0	.000	0	1	1/1/0	2	0-0	0	0	0	0	0.0
McGary, M	1-0	0-54	0-1	.000	0-0	.000	0-0	.000	0	0	0/0/0	0	0-0	0	0	0	0	0.0
Jerrett, J	0-0	0-0	0-0	.000	0-0	.000	0-0	.000	0	0	0/0/0	0	0-0	0	0	0	0	0.0
THUNDER	2-10	480-00	85-158	.538	17-45	.378	44-58	.759	18	76	108/54/0	53	44-0	22	33	10	231	115.5
MAGIC	2-10	480-00	73-178	.410	14-46	.304	36-45	.800	24	53	93/46/5	41	50-1	14	32	3	196	98.0

2014-2015 SEASON SERIES (0-2) ORLANDO MAGIC VS. OKLAHOMA CITY

PLAYER	G-GS	MIN	FG-FGA	PCT	3FG-FGA	PCT	FT-FTA	PCT	OFF	DEF	TOT/AVG	AST	PF-QD	STL	TO	BLK	PTS	AVG
Oladipo, V	2-2	68:49	14-32	.438	4-10	.400	13-13	1.000	2	8	10/5/0	9	6-0	2	6	0	45	22.5
Vucevic, N	2-2	54:26	16-35	.457	0-0	.000	4-4	1.000	8	5	13/6/5	1	11-1	0	5	0	36	18.0
Harris, T	1-1	40:37	8-20	.400	0-5	.000	2-3	.667	1	3	4/4/0	4	0-0	0	1	0	18	18.0
Payton, E	2-2	59:31	9-23	.391	0-0	.000	1-2	.500	5	2	7/3/5	11	7-0	3	5	0	19	9.5
Green, W	2-0	36:59	6-10	.600	4-6	.667	2-2	1.000	0	3	3/1/5	3	0-0	1	3	0	18	9.0
O'Quinn, K	2-0	39:14	6-12	.500	0-2	.000	3-7	.429	4	8	12/6/0	2	3-0	3	1	2	15	7.5
Gordon, A	2-1	37:27	4-11	.364	1-2	.500	5-7	.714	3	8	11/5/5	3	4-0	0	3	0	14	7.0
Frye, C	2-1	47:04	3-13	.231	3-11	.273	3-3	1.000	0	9	9/4/5	2	7-0	3	2	1	12	6.0
Fournier, E	2-0	34:34	4-11	.364	1-7	.143	1-2	.500	0	2	2/1/0	2	3-0	0	2	0	10	5.0
Marble, D	1-1	19:56	1-4	.250	1-2	.500	0-0	.000	0	1	1/1/0	2	1-0	0	1	0	3	3.0
Harkless, M	2-0	14:30	2-2	1.000	0-0	.000	0-0	.000	0	0	0/0/0	1	1-0	0	1	0	4	2.0
Dedmon, D	2-0	13:02	0-2	.000	0-0	.000	2-2	1.000	1	3	4/2/0	0	4-0	0	1	0	2	1.0
Gordon, B	1-0	11:45	0-3	.000	0-1	.000	0-0	.000	0	1	1/1/0	1	2-0	0	0	0	0	0.0
Ridnour, L	1-0	2:06	0-0	.000	0-0	.000	0-0	.000	0	0	0/0/0	0	1-0	0	0	0	0	0.0
MAGIC	2-10	480:00	73-178	.410	14-46	.304	36-45	.800	24	53	93/46.5	41	50-1	14	32	3	196	98.0
THUNDER	2-10	480:00	85-158	.538	17-45	.378	44-58	.759	18	76	108/54.0	53	44-0	22	33	10	231	115.5



PHILADELPHIA 76ERS

WELLS FARGO CENTER
3601 South Broad Street
Philadelphia, PA 19148 • 215-339-7666

Brett Brown
Head Coach



DIRECTORY

Co-Managing Owner: Josh Harris
Co-Managing Owner: David Blitzer
President of Basketball Operations & General Manager: Sam Hinkie
Head Coach: Brett Brown
Assistant Coach: Lloyd Pierce
Head Athletic Trainer: Kevin Johnson
Director of Public Relations: Mike Preston

2015-16 VS. 76ERS (ALL TIMES CENTRAL)

11/13/15 Friday at Oklahoma City 7:00 p.m.
3/18/16 Friday at Philadelphia 6:00 p.m.

2014-15 VS. 76ERS

Date	Site	W/L	Score
12/5/14	Philadelphia	W	103-91
3/4/15	OKC	W	123-118 (OT)

THUNDER VS. 76ERS ALL-TIME

YEAR	TOTAL	YEAR	TOTAL
1967-68	0-7	1992-93	1-1
1968-69	0-6	1993-94	2-0
1969-70	6-0	1994-95	2-0
1970-71	2-3	1995-96	2-0
1971-72	1-4	1996-97	2-0
1972-73	3-1	1997-98	2-0
1973-74	4-0	1998-99	1-0
1974-75	2-2	1999-00	0-2
1975-76	2-2	2000-01	1-1
1976-77	2-2	2001-02	1-1
1977-78	1-3	2002-03	1-1
1978-79	3-1	2003-04	1-1
1979-80	1-1	2004-05	1-1
1980-81	0-2	2005-06	1-1
1981-82	0-2	2006-07	0-2
1982-83	0-2	2007-08	0-2
1983-84	0-1	2008-09	1-1
1984-85	1-2	2009-10	2-0
1985-86	1-1	2010-11	2-0
1986-87	0-2	2011-12	1-0
1987-88	1-1	2012-13	2-0
1988-89	1-1	2013-14	2-0
1989-90	1-1	2014-15	2-0
1990-91	1-1	Totals	63-63
1991-92	0-2		

GENERAL INFORMATION

Home Court: The Center (20,328)
Radio: The Fanatic (95.7 FM)
Tom McGinnis
Television: Comcast SportsNet, The Comcast Network
Mark Zumoff, TBA, Molly Sullivan
Team Colors: Red, White, and Blue

LARGEST WINNING MARGIN

Team	Score	Opponent	Score
OKC	56	3/6/93 at Seattle	149-93
Philadelphia	38	12/20/67 at Seattle	122-160

CURRENT STREAKS VS. 76ERS

Site	Last Win	Score	Last Loss	Score	Streak
At Home	3/4/15	123-118 (OT)	12/31/07	90-98	Won 6
At Philadelphia	12/5/14	103-91	11/15/08	85-110	Won 6
Overall	3/4/15	123-118 (OT)	11/15/08	85-110	Won 12

2014-2015 SEASON SERIES (2-0) OKLAHOMA CITY THUNDER VS. PHILADELPHIA

PLAYER	G-GS	MIN	FG-FGA	PCT	3FG-FGA	PCT	FT-FTA	PCT	OFF	DEF	TOT/AVG	AST	PF	Q	STL	TO	BLK	PTS	AVG
Westbrook, R	2-2	73:07	24-47	.511	2-7	.286	26-34	.765	3	17	20/10/0	17	6-0	5	10	1	76	38.0	
Walters, D	1-0	38:20	9-15	.600	1-3	.333	1-3	.333	1	9	10/10/0	3	2-0	0	2	0	20	20.0	
Augustin, D	1-0	36:50	6-13	.462	2-5	.400	0-0	.000	0	4	4/4/0	2	4-0	2	4	0	17	17.0	
Lamb, J	1-0	29:34	6-7	.857	3-3	1.000	0-0	.000	0	4	4/4/0	2	2-0	1	1	0	15	15.0	
Jackson, R	1-0	29:00	4-9	.444	1-4	.250	2-2	1.000	0	2	2/2/0	4	1-0	2	1	0	11	11.0	
Ibaka, S	2-2	62:18	6-13	.462	2-3	.667	7-8	.875	3	4	7/3/5	1	10-1	0	5	7	21	10.5	
Durant, K	1-1	29:08	3-11	.273	1-2	.500	3-4	.750	0	6	6/6/0	3	1-0	0	2	1	10	10.0	
Morrow, A	2-0	35:12	6-20	.300	4-13	.308	2-2	1.000	1	0	10/5/5	5	4-0	1	0	0	18	9.0	
Kanter, E	1-1	21:22	4-8	.500	0-0	.000	0-0	.000	2	3	5/5/0	0	3-0	1	1	0	8	8.0	
Adams, S	1-1	13:12	3-3	1.000	0-0	.000	1-2	.500	0	0	0/0/0	1	3-0	0	1	1	7	7.0	
McGary, M	1-0	20:33	3-7	.429	0-0	.000	0-0	.000	2	3	5/5/0	0	2-0	0	0	3	6	6.0	
Collison, N	2-0	33:51	3-7	.429	0-1	.000	5-6	.833	3	7	9/4/5	3	7-0	3	1	0	2	2.0	
Singer, K	1-1	21:12	0-2	.000	0-0	.000	2-2	1.000	0	4	4/4/0	0	2-0	1	0	2	2.0		
Thomas, L	1-0	1:31	1-1	1.000	0-0	.000	0-0	.000	0	0	0/0/0	1	1-0	0	1	0	2	2.0	
Roberson, A	2-2	23:31	1-1	1.000	0-0	.000	1-1	1.000	0	1	7/3/5	2	0-0	0	0	0	0	0.0	
Perkins, K	1-0	21:37	0-2	.000	0-0	.000	0-0	.000	0	9	9/9/0	2	3-0	0	2	2	0	0.0	
Jones III, P	1-0	6:12	0-1	.000	0-0	.000	0-0	.000	0	0	0/0/0	0	0-0	1	0	0	0	0.0	
Smith, J	1-0	1:31	0-0	.000	0-0	.000	0-0	.000	0	0	1/1/0	0	0-0	0	0	0	0	0.0	
THUNDER	2-167	505:00	79-170	.471	16-44	.364	52-68	.765	79	113	111/61/21	46	55-16	37	17	229	111	229	11.1
76ERS	2-0	505:00	66-180	.367	23-63	.365	54-74	.730	35	67	122/61/0	45	50-1	21	36	109	104.5		



PHOENIX SUNS

US AIRWAYS CENTER
201 E. Jefferson Street
Phoenix, AZ 85004 • 602-379-7900

Jeff Hornacek
Head Coach



DIRECTORY

Managing Partner: Robert Sarver
General Manager: Ryan McDonough
Head Coach: Jeff Hornacek
Assistant Coaches: Jerry Sichting, Mike Longabardi, Corey Gaines, Earl Watson, Nate Bjorkgren
VP of Athletic Care/Head Athletic Trainer: Aaron Nelson
Vice President, Basketball Communications: Julie Fie
Managers, Basketball Communications: DC Headley, Cole Mickelson
Assistant to VP Basketball Communications: Lori Cook

2015-16 VS. SUNS (ALL TIMES CENTRAL)
11/8/14 Sunday at Oklahoma City 6:00 p.m.
12/31/15 Thursday at Oklahoma City 7:00 p.m.
2/8/16 Monday at Phoenix 8:00 p.m.

2014-15 VS. SUNS

Date	Site	W/L	Score
12/14/14	OKC	W	112-88
12/31/14	OKC	W	137-134 (OT)
2/26/15	Phoenix	L	113-117 (OT)
3/29/15	Phoenix	W	109-97

THUNDER VS. SUNS ALL-TIME

YEAR	TOTAL	YEAR	TOTAL
1968-69	3-3	1992-93	3-2
1969-70	3-4	1993-94	3-2
1970-71	2-3	1994-95	1-4
1971-72	2-3	1995-96	4-0
1972-73	2-4	1996-97	2-2
1973-74	3-4	1997-98	2-2
1974-75	3-4	1998-99	0-3
1975-76	3-4	1999-00	2-2
1976-77	1-3	2000-01	1-3
1977-78	2-2	2001-02	2-2
1978-79	3-1	2002-03	3-1
1979-80	2-4	2003-04	2-2
1980-81	1-5	2004-05	1-2
1981-82	3-3	2005-06	2-2
1982-83	1-5	2006-07	1-2
1983-84	4-2	2007-08	0-4
1984-85	1-5	2008-09	0-4
1985-86	1-5	2009-10	2-1
1986-87	5-1	2010-11	3-1
1987-88	4-2	2011-12	3-0
1988-89	1-4	2012-13	4-0
1989-90	2-3	2013-14	1-2
1990-91	2-3	2014-15	3-1
1991-92	2-3	Totals	101-124

GENERAL INFORMATION

Home Court: Talking Stick Resort Arena (18,055)
Radio: Arizona Sports 98.7 FM
Al McCoy, Tim Kempton
Spanish Radio: KSUN 1400 AM
Ivan Valenzuela, Gerardo Romo, Arturo Ochoa
Television: Fox Sports Arizona
Steve Albert, Eddie Johnson, Ann Meyers Drysdale, Kevin Ray
Team Colors: Purple, Orange, Black, Gray, and Yellow

LARGEST WINNING MARGIN

OKC: 44 4/2/88 at Seattle 151-107
Phoenix: 30 12/25/71 at Phoenix 86-116

CURRENT STREAKS VS. SUNS

SITE	LAST WIN	SCORE	LAST LOSS	SCORE	STREAK
At Home	12/31/14	137-134 (OT)	12/19/10	110-113	Won 8
At Phoenix	3/29/15	109-97	2/26/15	113-117 (OT)	Won 1
Overall	3/29/15	109-97	2/26/15	113-117 (OT)	Won 1

2014-2015 SEASON SERIES (3-1) OKLAHOMA CITY THUNDER VS. PHOENIX

PLAYER	G-GS	MIN	FG-GA	PCT	3FG-GA	PCT	FT-FTA	PCT	OFF	DEF	TOT/AVG	AST	PF-DQ	STL	TO	BLK	PTS	AVG
Durant, K	2-2	64:01	21-36	.583	7-13	.538	18-18	1.000	0	18	18/9.0	9	5-0	2	9	2	57	33.5
Westbrook, R	4-4	124:16	34-68	.500	4-23	.174	48-53	.906	11	24	35/8.8	30	9-0	2	1	120	30.0	
Walters, D	2-1	71:58	14-32	.438	4-10	.400	2-4	.500	1	2	3/1.5	1	9-0	2	4	0	34	17.0
Augustin, D	2-0	58:29	11-17	.647	5-7	.714	5-5	1.000	1	5	6/3.0	6	4-0	1	3	0	32	16.0
Kanter, E	2-2	66:18	11-21	.524	0-0	.000	7-7	1.000	6	9	15/7.5	1	5-0	0	4	2	29	14.5
Ibaka, S	3-3	98:59	15-32	.469	4-9	.444	6-6	1.000	7	13	20/6.7	2	9-0	1	4	4	40	13.3
Morrow, A	4-0	101:51	11-30	.367	7-18	.389	12-13	.923	1	10	11/2.8	4	4-0	2	4	1	41	10.3
Adams, S	3-3	94:56	11-18	.611	0-0	.000	6-9	.667	10	21	31/10.3	2	11-0	2	3	2	28	9.3
Jackson, R	2-0	61:27	7-28	.250	0-10	.000	2-4	.500	1	5	6/3.0	4	4-0	2	3	0	16	8.0
Jones III, P	2-0	45:55	7-11	.636	0-2	.000	1-3	.333	1	5	6/3.0	3	6-0	2	0	1	15	7.5
Perkins, K	2-0	43:21	4-8	.500	0-0	.000	6-7	.857	6	9	15/7.5	1	5-0	1	4	3	14	7.0
Singler, K	2-2	47:41	3-9	.333	2-6	.333	3-4	.750	5	4	7/3.5	5	4-0	3	0	11	5.5	
Smith, I	2-0	18:55	4-9	.444	0-1	.000	2-2	1.000	3	2	5/2.5	4	0-0	0	0	0	10	5.0
Collison, N	2-0	31:51	4-9	.444	0-1	.000	0-0	.000	2	5	7/3.5	1	5-0	0	1	1	8	4.0
Roberson, A	3-3	55:55	1-5	.200	0-2	.000	1-2	.500	6	10	16/5.3	2	7-0	1	0	0	3	1.0
McClintock, C	3-0	24:57	1-3	.333	0-1	.000	1-2	.500	1	9	10/3.3	0	3-0	0	3	0	3	1.0
Novak, S	0-0	0:00	0-0	.000	0-0	.000	0-0	.000	0	0	0/0.0	0	0-0	0	0	0	0	0.0
Lamb, J	0-0	0:00	0-0	.000	0-0	.000	0-0	.000	0	0	0/0.0	0	0-0	0	0	0	0	0.0
Jerrett, G	0-0	0:00	0-0	.000	0-0	.000	0-0	.000	0	0	0/0.0	0	0-0	0	0	0	0	0.0
THUNDER	4-20	1010:00	159-366	.434	33-103	.320	120-139	.863	57	154	246/61.5	75	90-0	28	59	17	471	117.8
SUNS	4-20	1010:00	165-368	.448	34-106	.321	72-98	.735	39	132	209/52.3	82	101-2	31	59	19	436	109.0

2014-2015 SEASON SERIES (1-3) PHOENIX SUNS VS. OKLAHOMA CITY

PLAYER	G-GS	MIN	FG-GA	PCT	3FG-GA	PCT	FT-FTA	PCT	OFF	DEF	TOT/AVG	AST	PF-DQ	STL	TO	BLK	PTS	AVG
Bledsoe, E	4-4	145-34	30-59	.508	5-14	.357	19-25	.760	4	13	17/4.3	28	17-1	3	15	6	84	21.0
Dragic, G	1-1	43-46	7-12	.583	2-5	.400	5-6	.833	3	6	4-0	0	1	0	21	0	21	21.0
Morris, M	4-4	121-09	35-66	.530	6-13	.462	10-14	.714	6	17	23/5.8	4	14-0	3	8	1	82	20.5
Morris, M	4-1	109-44	19-45	.422	7-19	.368	9-14	.643	1	19	20/5.0	11	11-1	3	1	2	54	13.5
Warren, T	2-0	48-43	12-19	.632	0-2	.000	2-2	1.000	2	5	7/3.5	5	3-0	3	1	1	26	13.0
Ennis, T	1-0	10-16	5-7	.714	1-2	.500	0-0	.000	0	3	3/1.0	0	0-0	0	0	0	11	11.0
Green, G	3-1	67-38	9-28	.321	5-13	.385	8-11	.727	3	8	11/3.7	3	7-0	1	4	0	31	10.3
Tucker, P	4-4	127-32	14-31	.452	4-12	.333	8-9	.889	3	12	15/3.8	8	10-0	7	4	0	40	10.0
Knight, B	1-0	69-44	7-26	.269	3-14	.214	1-2	.500	0	7	7/3.5	1	5-0	1	5	0	18	9.0
Plumlee, M	2-1	40-17	6-11	.545	0-0	.000	5-6	1.000	5	6	11/5.5	0	2-0	0	0	0	12	6.0
Thomas, I	2-0	36-34	3-14	.214	0-5	.000	6-6	1.000	0	4	4/2.0	6	4-0	1	5	0	12	6.0
Robinson, S	1-0	18-01	2-9	.222	0-1	.000	2-5	.400	3	1	4/4.0	0	1-0	3	0	0	6	6.0
Wright, B	2-0	30-51	4-6	.667	0-0	.000	2-4	.500	1	2	3/1.5	0	0-0	0	0	0	10	5.0
Len, A	4-3	101-36	9-18	.500	0-0	.000	0-0	.000	6	26	32/8.0	1	15-0	1	7	7	18	4.5
Barron, E	1-0	5-34	2-2	1.000	0-0	.000	0-0	.000	0	1	1/1.0	0	0-0	0	0	0	4	4.0
Goodwin, A	2-0	22-16	5-12	.417	1-3	.333	0-1	.000	1	3	5/2.5	1	1-0	1	1	1	7	3.5
Tolliver, A	1-0	11-00	0-3	.000	0-3	.000	0-0	.000	0	0	0/0.0	1	0-0	1	0	0	0	0.0
Price, A	0-0	0-0	0-0	.000	0-0	.000	0-0	.000	0	0	0/0.0	0	0-0	0	0	0	0	0.0
Bullock, R	0-0	0-0	0-0	.000	0-0	.000	0-0	.000	0	0	0/0.0	0	0-0	0	0	0	0	0.0
Thompson, M	0-0	0-0	0-0	.000	0-0	.000	0-0	.000	0	0	0/0.0	0	0-0	0	0	0	0	0.0
SUNS	4-20	1010-00	165-368	.448	34-106	.321	72-98	.735	39	132	209/52.3	82	101-2	31	59	19	436	109.0
THUNDER	4-20	1010-00	159-366	.434	33-103	.320	120-139	.863	57	154	246/61.5	75	90-0	28	59	17	471	117.8



PORTLAND TRAIL BLAZERS

THE ROSE GARDEN
One Center Court, Suite 200
Portland, OR 97227 • 503-234-9291

Terry Stotts
Head Coach



DIRECTORY

Owner: Paul Allen
President of Basketball Operations: Neil Olsey
Head Coach: Terry Stotts
Assistant Coaches: Jay Triano, David Vanterpool, Nate Tibbetts, Dale Osbourne, Jim Moran
Head Athletic Trainer: Geoff Clark
Vice President of Basketball Communications: Jim Taylor
Basketball Communications Director: Collin Romer

2015-16 VS. TRAIL BLAZERS (ALL TIMES CENTRAL)
12/16/15 Wednesday at Oklahoma City 7:00 p.m.
1/10/16 Sunday at Portland 8:00 p.m.
3/14/16 Monday at Oklahoma City 7:00 p.m.
4/6/16 Wednesday at Portland 9:00 p.m.

2014-15 VS. TRAIL BLAZERS

Date	Site	W/L	Score
10/29/14	Portland	L	89-106
12/23/14	OKC	L	111-115 (OT)
2/27/15	Portland	L	112-115
4/13/15	OKC	W	101-90

THUNDER VS. TRAIL BLAZERS ALL-TIME

YEAR	TOTAL	YEAR	TOTAL
1970-71	4-2	1993-94	4-1
1971-72	6-0	1994-95	3-2
1972-73	4-3	1995-96	3-1
1973-74	3-3	1996-97	3-1
1974-75	6-2	1997-98	4-0
1975-76	3-3	1998-99	2-2
1976-77	1-3	1999-00	0-4
1977-78	1-3	2000-01	2-2
1978-79	3-1	2001-02	1-3
1979-80	5-1	2002-03	0-4
1980-81	2-4	2003-04	2-2
1981-82	3-3	2004-05	3-1
1982-83	3-3	2005-06	3-1
1983-84	2-4	2006-07	2-2
1984-85	2-4	2007-08	2-2
1985-86	1-5	2008-09	1-3
1986-87	2-4	2009-10	1-3
1987-88	3-3	2010-11	3-1
1988-89	4-2	2011-12	3-1
1989-90	2-3	2012-13	4-0
1990-91	0-4	2013-14	2-2
1991-92	3-2	2014-15	1-3
1992-93	1-4	Totals	113-107

GENERAL INFORMATION

Home Court: Moda Center (19,447)
Radio: Rip City Radio 620 AM
Brian Wheeler, Antonio Harvey
Television: KGW (Ch. 8), Comcast SportsNet
Mike Barrett, Mike Rice
Team Colors: Scarlet, Black, and White

LARGEST WINNING MARGIN

OKC: 39 4/2/06 at Seattle 122-83
Portland: 35 4/28/99 at Portland 84-119

CURRENT STREAKS VS. TRAIL BLAZERS

SITE	LAST WIN	SCORE	LAST LOSS	SCORE	STREAK
At Home	4/13/15	101-90	12/23/14	111-115 (OT)	Won 1
At Portland	2/11/14	98-95	2/27/15	112-115	Lost 2
Overall	4/13/15	101-90	2/27/15	112-115	Won 1

2014-2015 SEASON SERIES (1-3) OKLAHOMA CITY THUNDER VS. PORT



SACRAMENTO KINGS

SLEEP TRAIN ARENA
One Sports Parkway
Sacramento, CA 95834 • 916-928-0000

George Karl
Head Coach



DIRECTORY

Ownership: Vivek Ranadive
Vice President of Basketball Operations & General Manager: Vladi Divac
Head Coach: George Karl
Assistant Coaches: Chad Iske, John Welch, Corliss Williamson, Vabce Walberg, Anthony Carter, Nancy Lieberman
Head Athletic Trainer: Manny Romero
Director, Media Relations: Chris Clark
Director, Basketball Information: Darryl Arata
Coordinator, Media Relations: Rahsaan Gethers

GENERAL INFORMATION

Home Court: Sleep Train Arena (17,317)
Radio: KHTK 1140 (1140 AM)
Gary Gerould
Television: Comcast SportsNet
Grant Napear, Jerry Reynolds, Kayte Christensen
Team Colors: Black, Silver, and White

LARGEST WINNING MARGIN

OKC: 35 12/20/90 at Sacramento 110-75
Sacramento: 33 2/18/00 at Sacramento 85-118

CURRENT STREAKS VS. KINGS

SITE	LAST WIN	SCORE	LAST LOSS	SCORE	STREAK
At Home	4/10/15	116-103	3/30/08	107-120	Won 12
At Sacramento	12/16/14	104-92	1/7/15	83-104	Lost 1
Overall	4/10/15	116-103	1/7/15	83-104	Won 1

2014-2015 SEASON SERIES (3-1) OKLAHOMA CITY THUNDER VS. SACRAMENTO

PLAYER	G-GS	MIN	FG-FGA	PCT	3FG-FGA	PCT	FT-FTA	PCT	OFF	DEF	TOT/AVG	AST	PF-DQ	STL	TO	BLK	PTS	AVG
Durant, K	2-2	67:51	20-45	.444	4-11	.364	6-10	.600	1	11	12/6.0	2	4-0	2	6	1	50	25.0
Kanter, E	1-1	32:25	9-14	.643	1-1	1.000	6-8	.750	3	3	6/6.0	0	2-0	1	0	0	25	25.0
Westbrook, R	3-3	97:18	25-58	.431	2-12	.167	17-21	.810	7	11	18/6.0	21	11-0	5	12	0	69	23.0
Jackson, R	3-1	83:36	15-38	.395	3-10	.300	11-12	.917	2	7	9/3.0	13	5-0	1	6	0	44	14.7
Telfair, S	1-0	17:18	5-12	.417	1-5	.200	3-3	1.000	0	1	1/1.0	2	0-0	1	2	0	14	14.0
Walters, D	2-1	62:39	10-28	.357	2-8	.250	4-6	.667	2	6	8/4.0	5	4-0	4	1	1	26	13.0
Morrow, A	3-0	69:39	13-34	.382	9-21	.429	2-2	1.000	2	6	8/2.7	2	2-0	2	0	0	37	12.3
Idkara, S	3-3	101:58	14-34	.412	2-8	.250	4-4	1.000	7	18	25/8.3	4	9-0	0	2	19	34	11.3
Augustin, D	1-0	25:06	2-7	.286	1-6	.167	3-3	1.000	0	0	0/0.0	5	3-0	0	1	0	8	8.0
Lamb, J	4-1	54:45	9-23	.391	3-7	.429	5-6	.833	2	10	12/3.0	4	4-0	0	4	0	26	6.5
Collison, N	4-0	76:01	8-15	.533	2-3	.667	3-3	1.000	4	14	18/4.5	5	13-0	2	7	0	21	5.3
Adams, S	4-4	94:51	7-13	.538	0-0	.000	4-10	.400	13	18	31/7.8	1	11-0	1	5	6	18	4.5
Thomas, L	1-1	30:42	2-5	.400	0-0	.000	1-1	.000	1	1	2/2.0	0	3-0	2	0	0	4	4.0
Perkins, K	3-0	58:31	4-7	.571	1-2	.500	0-0	.000	1-5	20	16/5.3	4	9-0	3	4	9	3.0	
Roberson, A	3-3	47:41	3-8	.375	0-4	.000	12-20	.600	6	7	10/3.3	4	0-0	3	2	0	7	2.3
Smith, I	3-0	12:51	2-2	1.000	0-0	.000	3-3	1.000	0	1	1/0.3	1	0-0	0	1	1	7	2.3
McGary, M	1-0	1:29	1-2	.500	0-0	.000	0-0	.000	0	1	1/1.0	0	1-0	0	0	0	2	2.0
Jones III, P	3-0	18:29	1-4	.250	1-2	.500	0-0	.000	0	3	3/1.0	0	1-0	2	1	0	3	1.0
Singler, K	1-0	6:26	0-0	.000	0-0	.000	0-0	.000	0	1	1/1.0	0	0-0	0	0	0	0	0.0
Novak, S	1-0	0:24	0-0	.000	0-0	.000	0-0	.000	0	0	0/0.0	0	0-0	0	0	0	0	0.0
THUNDER	4-20	960:00	150-351	.427	31-99	.313	73-98	.745	54	128	213/53.3	71	89-0	29	57	32	404	101.0
KINGS	4-20	960:00	145-337	.430	30-85	.353	72-95	.758	49	138	228/57.0	81	85-0	34	63	15	392	98.0

2014-2015 SEASON SERIES (1-3) SACRAMENTO KINGS VS. OKLAHOMA CITY THUNDER

PLAYER	G-GS	MIN	FG-FGA	PCT	3FG-FGA	PCT	FT-FTA	PCT	OFF	DEF	TOT/AVG	AST	PF-DQ	STL	TO	BLK	PTS	AVG
Gay, R	3-3	107:50	26-58	.448	5-11	.455	16-18	.889	7	18	25/8.3	10	8-0	4	6	1	73	24.3
Cousins, D	2-2	71:42	13-38	.342	0-0	.000	13-18	.722	5	17	22/11.0	5	7-0	5	8	5	39	19.5
McLemore, B	4-4	123:26	23-46	.500	11-8	.488	0-0	.000	8	112	8	7	11-0	1	1	1	57	14.3
Collison, D	3-3	98:49	16-42	.381	6-18	.333	4-4	1.000	2	9	11/3.7	17	5-0	6	8	1	42	14.0
Casspi, O	2-1	38:52	6-14	.429	2-6	.333	7-11	.636	3	5	8/4.0	1	1-0	1	0	0	21	10.5
Landry, C	4-1	74:43	16-23	.696	0-0	.000	7-11	.636	4	11	15/3.8	1	6-0	1	7	1	39	9.8
Williams, D	3-0	70:17	7-24	.292	1-8	.125	14-17	.824	4	9	13/4.3	2	2-0	2	3	0	29	9.7
Miller, A	4-0	23:49	5-16	.313	3-8	.375	1-1	1.000	0	4	4/1.0	2	6-0	1	1	0	14	3.5
Sessions, R	2-0	35:32	6-14	.429	1-4	.250	2-2	1.000	0	4	4/2.0	7	4-0	1	2	0	15	7.5
McCallum, R	3-1	58:29	9-17	.529	1-4	.250	0-0	.000	2	10	12/4.0	7	5-0	4	2	0	19	6.3
Hollins, R	3-0	38:30	6-8	.750	0-0	.000	0-0	.000	3	8	11/3.7	4	11-0	0	2	0	12	4.0
Thompson, J	4-4	114:52	6-20	.300	0-0	.000	3-6	.500	8	27	35/8.8	7	16-0	3	4	4	15	3.8
Stauskas, N	4-0	57:19	5-16	.313	3-8	.375	1-1	1.000	0	4	4/1.0	2	6-0	1	1	0	14	3.5
Evans, R	3-1	38:48	4-13	.308	0-0	.000	1-1	1.000	6	6	12/4.0	2	2-0	2	2	1	9	3.0
Bhullar, S	1-0	1:03	0-0	.000	0-0	.000	0-0	.000	0	0	0/0.0	1	0-0	0	0	1	0	0.0
Moreland, E	0-0	0:00	0-0	.000	0-0	.000	0-0	.000	0	0	0/0.0	0	0-0	0	0	0	0	0.0
KINGS	4-20	960:00	145-337	.430	30-85	.353	72-95	.758	49	138	228/57.0	81	85-0	34	63	15	392	98.0
THUNDER	4-20	960:00	150-351	.427	31-99	.313	73-98	.745	54	128	213/53.3	71	89-0	29	57	32	404	101.0



SAN ANTONIO SPURS

AT&T CENTER
One AT&T Center
San Antonio, TX 78219 • 210-444-5500

Gregg Popovich
Head Coach



DIRECTORY

Chairman & CEO: Peter M. Holt
President of Basketball Operations/Head Coach: Gregg Popovich
President of Sports Franchises/General Manager: R.C. Buford
Assistant Coaches: Ettore Messina, Ime Udoka, James Borrego, Becky Hammon, Chip Engelland, Chad Forcier
Head Athletic Trainer: Will Sevensen
Senior Director of Basketball Communications: Tom James
Basketball Communications Manager: Kris Davis
Basketball Communications Coordinator: Jordan Howenstine

GENERAL INFORMATION

Home Court: AT&T Center (18,460)
Radio: WOAI (1200 AM)
Bill Schoening
Spanish Radio: KCOR (1350 AM)
Paul Castro
Television: KENS (Ch. 5), KMYS (Ch. 35), FOX Sports Southwest (Ch. 26)
Bill Land, Sean Elliott, Andrew Monaco
Team Colors: Silver, Black, and White

LARGEST WINNING MARGIN

OKC: 38 4/18/01 at Seattle 105-67
San Antonio: 41 3/25/07 at Seattle 79-120

CURRENT STREAKS VS. SPURS

SITE	LAST WIN	SCORE	LAST LOSS	SCORE	STREAK
At Home	4/3/14	106-94	4/7/15	88-113	Lost 1
At San Antonio	12/25/14	114-106	3/25/15	91-130	Lost 1
Overall	12/25/14	114-106	4/7/15	88-113	Lost 2

2014-2015 SEASON SERIES (1-2) OKLAHOMA CITY THUNDER VS. SAN ANTONIO

PLAYER	G-GS	MIN	FG-FGA	PCT	3FG-FGA	PCT	FT-FTA	PCT	OFF	DEF	TOT/AVG	AST	PF-DQ	STL	TO	BLK	PTS	AVG
Westbrook, R	3-3	86:52	26-60	.433	1-6	.167	14-18	.778	2	9	11/3.7	20	4-0	13	12	0	67	22.3
Idkara, S	1-1	38:06	8-15	.533	3-4	.750	2-3	.667	1	6	9/9.0	2	4-0	0	2	1	21	21.0
Kanter, E	2-2	47:08	10-23	.435	0-0	.000	5-8	.625	6	9	13/7.5	0	4-1	3	0	0	25	12.5
Walters, D	2-2	49:32	9-22	.409	3-5	.600	3-6	.500	4	3	7/3.5	4	0-0	2	4	0	24	12.0
Jones III, P	3-1	70:42	12-26	.462	3-7	.429	3-8	.375	1	4	5/1.7	2	6-0	1	1	1	30	10.0
Morrow, A	2-0	25:00	8-14	.571	1-3	.333	3-4	.750	0	6	6/3.0	1	1-0	0	0	0	20	10.0
Adams, S	3-0	68:44	10-21	.476	3-8	.375	5-5	1.000	2	4	6/2.0	2	1-0	1	1	1	28	9.3
Augustin, D	3-3	79:20	9-19	.474	0-0	.000	7-14	.500	10	13	23/7.7	1	6-0	3	4	5	25	8.3
McGary, M	2-0	41:36	8-13	.615	0-0	.000	2-2	1.000	5	11	16/8.0	2	2-0	3	3	1	14	7.0
Roberson, A	2-1	43:14	4-7	.571	2-3	.667	2-6	.333	5	8	13/6.5	2	6-0	3	2	1	12	6.0
Jackson, R	1-0	27:04	3-9	.333	0-2	.000	0-0	.000	0	3	3/3.0	4	3-0	1	3	0	6	6.0
Augustin, D	2-0	50:00	4-13	.308	3-7	.429	0-0	.000	0	3	3/1.5	9	1-0	1	1	0	11	5.5
Novak, S	2-0	29:54	2-8	.250	1-5	.200	0-0	.000	0	0	0/0.0	0	0-0	0	0	0	5	2.5
Singler, K	2-2	37:47	1-3	.333	0-0	.000	2-6	.333	0	3	3/1.5	0	1-0	0	0	0	4	2.0
Perkins, K	1-0	11:39	0-1	.000	0-0	.000	1-2	.500	0	1	2/2.0	0	3-0	1	0	1	1	1.0
Smith, I	1-0	13:20	0-1	.000	0-0	.000	0-0	.000	0	1	1/1.0	5	1-0	0	1	0	0	0.0
Thomas, L	0-0	0:00	0-0	.000	0-0	.000	0-0	.000	0	0	0/0.0	0	0-0	0	0	0	0	0.0
Jerrett, G	0-0	0:00	0-0	.000	0-0	.000	0-0	.000	0	0	0/0.0	0	0-0	0	0	0	0	0.0
Collison, N	0-0	0:00	0-0	.000	0-0	.000	0-0	.000	0	0	0/0.0	0	0-0	0	0	0	0	0.0
THUNDER	3-15	720:00	112-255	.439	20-52	.385	49-80	.613	37	86	150/50.0	55	49-0	29	39	10	293	97.7
SPURS	3-15	720:00	140-288	.543	30-68	.441	39-53	.736	33	100	156/52.0	88	58-0	22	42	16	349	116.3

2014-2015



TORONTO RAPTORS

AIR CANADA CENTRE
50 Bay Street, Suite 500
Toronto, Canada M5J 2L2 • 416-815-5600

Dwane Casey
Head Coach



DIRECTORY

Chairman of the Board & NBA Governor:
Lawrence M. Tanenbaum

President & General Manager, Alternate NBA Governor:
Masai Ujiri

Head Coach: Dwane Casey

Assistant Coaches: Rex Kalamian, Andy Greer, Nick Nurse, Jerry Stackhouse

Head Athletic Trainer: Scott McCullough

Director, Media Relations: Jim LaBumbard

Manager, Media Relations: Roven Yau

Coordinator, Media Relations: Phil Summers

2015-16 VS. RAPTORS (ALL TIMES CENTRAL)

11/4/15	Wednesday	at Oklahoma City	7:00 p.m.
3/28/16	Monday	at Toronto	6:30 p.m.

2014-15 VS. RAPTORS

Date	Site	W/L	Score
11/4/14	Toronto	L	88-100
3/8/15	OKC	W	108-104

GENERAL INFORMATION

Home Court: Air Canada Centre (19,800)

Radio: TSN Radio 1050 (AM 1050), Sportsnet 590 (AM 590)

Paul Jones, Eric Smith, Sherman Hamilton

Television: TSN, TSN 2, Sportsnet, Sportsnet ONE, Sportsnet 360

Matt Devlin, Leo Rautins, Jack Armstrong

Team Colors: Red, Black, and Silver

LARGEST WINNING MARGIN

OKC:	44	1/15/97	at Seattle	122-78
Toronto:	17	1/23/00	at Toronto	77-94

CURRENT STREAKS VS. RAPTORS

SITE	LAST WIN	SCORE	LAST LOSS	SCORE	STREAK
At Home	3/8/15	108-104	12/22/13	98-104	Won 1
At Toronto	3/21/14	119-118 (2OT)	11/4/14	88-100	Lost 1
Overall	3/8/15	108-104	11/4/14	88-100	Won 1

2014-2015 SEASON SERIES (1-1) OKLAHOMA CITY THUNDER VS. TORONTO

PLAYER	G-GS	MIN	FG-FGA	PCT	3FG-FGA	PCT	FT-FTA	PCT	OFF	DEF	TOT/AVG	AST	PF-QD	STL	TO	BLK	PTS	AVG
Westbrook, R	1-1	40:06	9-21	.429	1-4	.250	11-13	.846	3	8	11/11.0	17	1-0	4	9	1	30	30.0
Ibaka, S	2-2	36:36	21-30	.700	3-9	.333	1-2	.500	0	18	18/9.0	3	8-0	0	4	6	46	23.0
Kanter, E	1-1	28:33	9-14	.643	0-0	.000	3-5	.600	6	6	12/12.0	4	4-0	0	1	1	21	21.0
Thomas, L	1-1	32:53	6-11	.545	0-0	.000	2-3	.667	1	4	5/5.0	1	0-0	1	2	0	14	14.0
Jackson, R	1-1	41:43	4-14	.286	0-0	.000	5-8	.625	1	3	4/4.0	14	5-0	0	4	0	13	13.0
Telfair, S	1-0	27:14	4-8	.500	1-4	.250	2-4	.500	1	3	4/4.0	3	4-0	2	3	0	11	11.0
Adams, S	2-1	46:54	6-8	.750	0-0	.000	4-6	.667	1	11	12/6.0	2	6-0	1	4	2	16	8.0
Morrow, A	1-0	11:45	3-7	.429	1-3	.333	1-1	1.000	0	0	0/0.0	0	1-0	0	2	1	8	8.0
Collins, N	2-0	35:11	5-8	.625	3-5	.600	1-2	.500	2	6	8/4.0	2	3-0	0	2	1	14	7.0
Walters, D	1-0	33:13	2-8	.250	1-4	.250	2-2	1.000	0	4	4/4.0	1	1-0	2	1	0	7	7.0
Augustin, D	1-0	24:50	2-5	.400	2-5	.400	0-0	.000	0	3	3/3.0	5	0-0	0	1	0	6	6.0
Robertson, A	1-1	21:39	3-3	1.000	0-0	.000	0-0	.000	0	2	2/2.0	0	0-0	0	1	0	6	6.0
Jones III, P	1-1	17:34	2-4	.500	0-1	.000	0-0	.000	0	1	1/1.0	0	3-0	0	1	0	4	4.0
Perkins, K	1-0	17:02	0-3	.000	0-0	.000	0-2	.000	1	1	2/2.0	0	2-0	0	2	1	0	0.0
Singler, K	1-1	14:47	0-3	.000	0-1	.000	0-0	.000	3	1	4/4.0	1	0-0	0	0	0	0	0.0
Lamb, J	0-0	0:00	0-0	.000	0-0	.000	0-0	.000	0	0	0/0.0	0	0-0	0	0	0	0	0.0
McGary, M	0-0	0:00	0-0	.000	0-0	.000	0-0	.000	0	0	0/0.0	0	0-0	0	0	0	0	0.0
THUNDER	2-10	480:00	76-147	.517	12-42	.286	32-50	.640	19	71	109/54.5	53	40-0	10	39	13	196	98.0
RAPTORS	2-10	480:00	74-179	.413	19-58	.328	37-42	.881	24	48	90/45.0	47	45-0	18	18	6	204	102.0

2014-2015 SEASON SERIES (1-1) TORONTO RAPTORS VS. OKLAHOMA CITY THUNDER

PLAYER	G-GS	MIN	FG-FGA	PCT	3FG-FGA	PCT	FT-FTA	PCT	OFF	DEF	TOT/AVG	AST	PF-QD	STL	TO	BLK	PTS	AVG
DeRozan, D	2-2	66:39	15-34	.441	1-5	.200	9-11	.818	1	6	7/3.5	12	5-0	0	5	0	40	20.0
Ross, T	2-2	50:30	11-22	.500	7-15	.467	0-0	.000	1	6	7/3.5	3	5-0	2	2	1	29	14.5
Hansbrough, T	1-0	26:50	2-6	.333	0-0	.000	8-10	.800	3	4	7/7.0	1	3-0	1	0	0	12	12.0
Lowry, K	2-2	71:22	7-22	.318	1-8	.125	8-8	1.000	0	5	5/5.0	10	6-0	2	1	0	23	11.5
Patterson, P	2-1	67:25	9-16	.563	3-5	.600	2-2	1.000	4	12	16/8.0	5	2-0	3	2	2	23	11.5
Williams, L	2-0	41:06	9-19	.474	3-8	.375	2-2	1.000	0	2	2/1.0	1	2-0	4	1	0	23	11.5
Vasquez, G	2-0	38:22	7-19	.368	3-11	.273	3-3	1.000	2	4	6/3.0	6	6-0	0	3	0	20	10.0
Valanciunas, J	2-2	42:58	6-16	.375	0-0	.000	4-4	1.000	6	1	7/3.5	1	6-0	1	2	2	16	8.0
Johnson, J	2-0	36:25	5-17	.294	1-3	.333	1-2	.500	4	4	8/7.0	7	4-0	1	1	1	12	6.0
Sieminski, G	1-0	12:35	2-2	1.000	0-0	.000	0-0	.000	0	0	0/0.0	1	5-0	1	0	0	4	4.0
Johnson, A	1-1	18:41	1-4	.250	0-1	.000	0-0	.000	0	3	3/3.0	0	0-0	0	0	0	2	2.0
Hayes, Jr., C	1-0	7:08	0-2	.000	0-0	.000	0-0	.000	0	1	1/1.0	0	1-0	0	0	0	0	0.0
Fields, L	0-0	0:00	0-0	.000	0-0	.000	0-0	.000	0	0	0/0.0	0	0-0	0	0	0	0	0.0
Nogueira, L	0-0	0:00	0-0	.000	0-0	.000	0-0	.000	0	0	0/0.0	0	0-0	0	0	0	0	0.0
RAPTORS	2-10	480:00	74-179	.413	19-58	.328	37-42	.881	24	48	90/45.0	47	45-0	18	18	6	204	102.0
THUNDER	2-10	480:00	76-147	.517	12-42	.286	32-50	.640	19	71	109/54.5	53	40-0	10	39	13	196	98.0



UTAH JAZZ

ENERGY SOLUTIONS ARENA
310 W. South Temple
Salt Lake City, UT 84101 • 801-325-2500

Quin Snyder
Head Coach



DIRECTORY

Owner: Gail Miller

General Manager: Dennis Lindsey

Head Coach: Quin Snyder

Assistant Coaches: Johnnie Bryant, Alex Jensen, Brad Jones, Igor Kokoskov, Antonio Lang, Mike Wells

Head Athletic Trainer: Brian Zettler

Vice President, Communications: Jonathan Rinehart

Director, Communications: Derek Garduño

Manager, Communications: Caroline Burleson

2015-16 VS. JAZZ (ALL TIMES CENTRAL)

11/23/15	Monday	at Utah	8:00 p.m.
12/11/15	Friday	at Utah	8:00 p.m.
12/13/15	Sunday	at Oklahoma City	6:00 p.m.
3/24/16	Thursday	at Oklahoma City	7:00 p.m.

2014-15 VS. JAZZ

Date	Site	W/L	Score
11/18/14	Utah	L	81-98
11/26/14	OKC	W	97-82
1/9/15	OKC	W	99-94
3/28/15	Utah	L	89-94

THUNDER VS. JAZZ ALL-TIME

YEAR	TOTAL	YEAR	TOTAL
1974-75	3-1	1996-97	1-3
1975-76	3-1	1997-98	2-2
1976-77	3-1	1998-99	2-2
1977-78	2-2	1999-00	2-2
1978-79	3-0	2000-01	0-4
1979-80	5-1	2001-02	1-3
1980-81	4-1	2002-03	2-2
1981-82	5-0	2003-04	1-3
1982-83	5-0	2004-05	3-1
1983-84	1-4	2005-06	3-1
1984-85	3-2	2006-07	2-2
1985-86	2-3	2007-08	0-4
1986-87	3-2	2008-09	1-3
1987-88	1-4	2009-10	3-1
1988-89	3-1	2010-11	3-1
1989-90	1-3	2011-12	2-1
1990-91	1-3	2012-13	3-1
1991-92	1-3	2013-14	3-1
1992-93	2-2	2014-15	2-2
1993-94	3-1	Totals	96-76
1994-95	1-3	vs. New Orleans	14-5
1995-96	3-1	vs. Utah	82-71

GENERAL INFORMATION

Home Court: Energy Solutions Arena (19,911)

Radio: KZNS (1280 AM/95.7 FM "The Zone")

David Locke, Ron Boone

Television: ROOT Sports

Craig Bolerjack, Matt Harpring, Steve Brown

Team Colors: Navy, Dark Yellow, Dark Green, and Gray

LARGEST WINNING MARGIN

OKC:	34	11/13/77	at Seattle	117-83
Utah:	36	11/26/86	at Utah	91-127

CURRENT STREAKS VS. JAZZ

SITE	LAST WIN	SCORE	LAST LOSS	SCORE	STREAK
At Home	1/9/15	99-94	10/31/10	99-120	Won 8
At Utah	210/30/13	101-98	3/28/15	89-94	Lost 3
Overall	1/9/15	99-94	3/28/15	89-94	Won 1

2014-2015 SEASON SERIES (2-2) OKLAHOMA CITY THUNDER VS. UTAH

PLAYER	G-GS	MIN	FG-FGA	PCT	3FG-FGA	PCT	FT-FTA	PCT	OFF	DEF	TOT	AVG	AST	PF	QD	STL	TO	BLK	PTS	AVG
Durant, K	1-1	36:05	14-21	.667	2-7	.286	2-2	1.000	1	4	5	5.0	6	2-0	1	2	1	32	32.0	
Westbrook, R	2-2	78:18	21-46	.457	4-10	.400	16-18	.889	2	10	12	6.0	18	7-0	3	12	0	62	31.0	
Lamb, J	2-1	60:16	12-23	.522	6-10	.600	10-11	.909	0	8	8	4.0	6	9-1	4	3	2	40	20.0	
Kanter, E	1-1	34:29	7-13	.538	0-0	.000	4-6	.667	4	7	11	11.0	1	5-0	0	4	2	18	18.0	
Ibaka, S	3-3	38:06	16-34	.471	5-10	.500	1-1	.333	3	8	11	3.7	3	8-0	0	3	0	30	10.0	
Jackson, R	3-2	82:52	16-37	.432	4-8	.500	1-1	1.000	2	8	10	3.3	15	3-0	1	9	0	37	12.3	
Walters, D	2-1	50:47	8-18	.444	1-4	.250	1-4	.250	2	3	5	2.5	3	3-0	5	4	0	18	9.0	
Morrow, A	4-0	110:54	10-29	.345	7-18	.389	7-7	1.000	0	13	13	3.3	7	9-0	3	4	1	34	8.5	
McGary, M	1-0	16:02	4-5	.800	0-0	.000	0-0	.000	0	1	1	1.0	0	5-0	0	2	0	8	8.0	
Adams, S	4-4	96:00	11-27	.407	0-0	.000	2-9	.222	15	22	37	9.3	4	12-0	1	8	5	24	6.0	
Augustin, D	1-0	28:34	2-6	.333	1-4	.250	1-2	.500	0	3	3	3.0	0	0-0	0	1	0	6	6.0	
Perkins, K	3-0	70:38	8-16	.500	2-6	.333	0-0	.000	0	13	13	3.3	3	10-0	3	2	1	19	6.3	
Telfair, S	2-0	22:51	4-11	.364	1-5	.200	0-0	.000	0	1	1	0.5	4	2-0	1	0	1	9	4.5	
Roberson, A	3-2	39:43	3-8	.375	0-3	.000	1-2	.500	1	1	2	1.0	1	4-0	4	0	0	7	3.5	
Collison, N	3-0	47:10	4-12	.333	2-7	.286	0-0	.000	5	8	13	3.3	3	9-0	2	4	3	10	3.3	
Thomas, L	2-2	46:08	3-11	.273	0-0	.000	0-1	.000	4	7	11	5.5	1	4-0	2	1	0	6	3.0	
Smith, I	2-0	5:46	0-0	.000	0-0	.000	1-2	.500	0	3	3	1.5	2	0-0	0	2	0	1	0.5	
Singler, K	1-1	24:26	0-3	.000	0-0	.000	0-0	.000	0	4	4	0.0	0	3-0	1	1	0	0	0.0	
Jones III, P	1-0	1:08	0-1	.000	0-0	.000	0-0	.000	0	0	0	0.0	0	0-0	0	0	0	0	0.0	
Now, S	1-0	9:37	0-1	.000	0-0	.000	0-0	.000	0	0	0	0.0	0	2-0	0	0	0	0	0.0	
THUNDER	4-20	960:00	143-331	.432	33-86	.384	47-71	.671	43	132	121	52.877	95-1	34	70	22	366	91.5		
JAZZ	4-20	960:00	134-309	.434	26-89	.289	74-111	.667	45	134	212	53.067	76-0	43	64	25	368	92.0		



WASHINGTON WIZARDS

VERIZON CENTER

601 F Street NW

Washington, DC 20004 • 202-661-5000

Randy Wittman
Head Coach



DIRECTORY

Majority Owner: Ted Leonsis

President: Ernie Grunfeld

Head Coach: Randy Wittman

Assistant Coaches: Don Newman, Don Zierden,

Roy Rogers, Pat Sullivan, Howard Easley

Head Athletic Trainer: Eric Waters

Senior Director, Communications: Scott Hall

Director, Communications: Patrick Rees

Manager, Communications: Daren Jenkins

GENERAL INFORMATION

Home Court: Verizon Center (20,356)

Radio: WNEW 99.1 FM/WFED 1500 AM

Dave Johnson, Glenn Consor

Television: Comcast SportsNet

Steve Buckhantz, Phil Chenier, Chris Miller

Team Colors: Red, White, and Blue

LARGEST WINNING MARGIN

OKC:	29	10/25/78	at Seattle	121-92
	29	2/15/00	at Seattle	114-85
Washington:	41	11/11/05	at Washington	96-137

CURRENT STREAKS VS. WIZARDS

SITE	LAST WIN	SCORE	LAST LOSS	SCORE	STREAK
At Home	11/10/13	106-105 (OT)	3/26/08	99-104	Won 5
At Washington	3/14/11	116-89	2/1/14	81-96	Lost 3
Overall	11/10/13	106-105 (OT)	2/1/14	81-96	Lost 1

2014-2015 SEASON SERIES (1-1) OKLAHOMA CITY THUNDER VS. WASHINGTON

PLAYER	G-GS	MIN	FG-FGA	PCT	3FG-FGA	PCT	FT-FTA	PCT	OFF	DEF	TOT/AVG	AST	PF-DQ	STL	TO	BLK	PTS	AVG
Durant, K	2-2	83:56	20-44	.455	1-10	.100	18-19	.947	4	13	17/8.5	13	5-0	0	10	1	59	29.5
Ibaka, S	2-2	77:16	17-30	.567	0-3	.000	5-6	.833	5	15	20/10.0	1	5-0	1	2	7	39	19.5
Westbrook, R	1-1	30:01	4-16	.250	3-7	.429	2-2	1.000	3	1	4/4.0	4	3-0	1	5	0	13	13.0
Jackson, R	2-1	62:46	12-27	.444	0-5	.000	0-0	.000	0	15	15/7.5	8	6-0	4	10	0	24	12.0
Sefolosha, T	2-2	63:37	7-13	.538	2-2	1.000	0-0	.000	4	12	16/8.0	6	2-0	3	2	1	16	8.0
Lamb, J	2-0	42:05	5-13	.385	1-7	.143	3-3	1.000	0	3	3/1.5	1	1-0	2	0	0	14	7.0
Jones, P	2-0	35:00	3-9	.333	1-4	.250	3-4	.750	1	7	8/4.0	2	2-0	0	0	1	10	5.0
Fisher, D	2-0	19:23	2-6	.333	2-6	.333	0-1	.000	1	2	3/1.5	1	2-0	0	0	0	6	3.0
Collison, N	1-0	18:07	0-1	1.000	0-0	.000	0-0	.000	2	1	3/3.0	0	2-0	0	2	0	2	2.0
Adams, S	2-0	33:10	1-5	.200	0-0	.000	1-2	.500	3	2	5/2.5	0	5-0	0	3	3	1.5	
Perkins, K	2-2	39:39	0-6	.000	0-0	.000	1-2	.500	4	6	10/5.0	4	5-0	0	4	0	1	0.5
Gomes, R	0-0	0:00	0-0	.000	0-0	.000	0-0	.000	0	0	0/0.0	0	0-0	0	0	0	0	0.0
Roberson, A	0-0	0:00	0-0	.000	0-0	.000	0-0	.000	0	0	0/0.0	0	0-0	0	0	0	0	0.0
Thabeet, H	0-0	0:00	0-0	.000	0-0	.000	0-0	.000	0	0	0/0.0	0	0-0	0	0	0	0	0.0
THUNDER	2-10	505:00	72-170	.424	10-44	.227	33-39	.846	27	77	116/58.0	40	38-0	11	38	13	187	93.5
WIZARDS	2-10	505:00	81-177	.458	20-53	.377	19-35	.543	15	69	100/50.0	51	37-0	14	24	9	201	100.5

2014-2015 SEASON SERIES (1-1) WASHINGTON WIZARDS VS. OKLAHOMA CITY

PLAYER	G-GS	MIN	FG-FGA	PCT	3FG-FGA	PCT	FT-FTA	PCT	OFF	DEF	TOT/AVG	AST	PF-DQ	STL	TO	BLK	PTS	AVG
Beal, B	2-2	76:19	16-35	.457	7-14	.500	2-2	1.000	1	6	7/3.5	4	1-0	1	3	0	41	20.5
Ariza, T	2-2	80:04	14-28	.500	4-9	.444	1-6	.167	2	9	11/5.5	4	7-0	2	2	1	33	16.5
Hilarjo, N	2-2	52:26	13-18	.722	1-1	1.000	4-12	.333	5	7	12/6.0	7	8-0	1	3	1	31	15.5
Wall, J	2-2	74:33	10-31	.323	1-7	.143	6-7	.857	0	9	9/4.5	23	2-0	0	6	1	27	13.5
Gortat, M	2-2	74:59	11-22	.500	0-0	.000	3-5	.600	1	21	22/11.0	4	5-0	1	1	5	25	12.5
Harrington, A	1-0	22:21	4-10	.400	3-6	.500	0-0	.000	0	1	1/1.0	2	2-0	0	2	0	11	11.0
Webster, M	2-0	50:47	6-19	.316	3-14	.214	3-3	1.000	1	7	8/4.0	1	4-0	1	1	1	18	9.0
Temple, G	1-0	14:06	3-4	.750	1-1	1.000	0-0	.000	1	1	2/2.0	2	1-0	0	0	0	7	7.0
Seraphin, K	2-0	22:36	3-5	.600	0-0	.000	0-0	.000	2	2	4/2.0	1	4-0	1	0	0	6	3.0
Booker, T	1-0	23:26	1-4	.250	0-0	.000	2-4	.500	2	4	6/6.0	1	1-0	0	2	0	2	2.0
Maynor, E	1-0	13:20	0-1	.000	0-1	.000	0-0	.000	0	2	2/2.0	2	2-0	1	2	0	0	0.0
Rice, G	0-0	0:00	0-0	.000	0-0	.000	0-0	.000	0	0	0/0.0	0	0-0	0	0	0	0	0.0
Vesely, J	0-0	0:00	0-0	.000	0-0	.000	0-0	.000	0	0	0/0.0	0	0-0	0	0	0	0	0.0
Singleton, C	0-0	0:00	0-0	.000	0-0	.000	0-0	.000	0	0	0/0.0	0	0-0	0	0	0	0	0.0
Porter, O	0-0	0:00	0-0	.000	0-0	.000	0-0	.000	0	0	0/0.0	0	0-0	0	0	0	0	0.0
WIZARDS	2-10	505:00	81-177	.458	20-53	.377	19-35	.543	15	69	100/50.0	51	37-0	14	24	9	201	100.5
THUNDER	2-10	505:00	72-170	.424	10-44	.227	33-39	.846	27	77	116/58.0	40	38-0	11	38	13	187	93.5

MEDIA INFORMATION



THUNDER BROADCASTERS



BRIAN DAVIS THUNDER BROADCASTER

Brian Davis is entering his eighth season as the television voice for the Oklahoma City Thunder. He serves as part of a Thunder broadcasting team on FOX Sports Oklahoma that has been awarded three regional Heartland Emmy Awards since 2008.

A veteran basketball broadcaster, Davis returned to the NBA in 2004 as host of Seattle Sonics broadcasts. He regularly covered the Chicago Bulls during the Michael Jordan era and became a contributor to NBA Radio, hosting game broadcasts and serving as sideline reporter for the network during the Playoffs, including the NBA Finals. He later hosted Bulls broadcasts on FSN Chicago and occasionally called Sonics games in Seattle. He has an extensive play-by-play resume at the college level, including the Big Ten, Pac-10, Conference USA and the Mid-American Conference.

Davis has called games at the professional level in three other sports: football, as radio voice of the Seattle Seahawks; hockey, in a reserve role with Chicago Blackhawks; and soccer, with Major League Soccer's Chicago Fire. He has also worked as a preseason play-by-play announcer for the NFL's Arizona Cardinals.

As a sports anchor for CBS Radio and its Chicago all-news affiliate, Davis covered major events including the Olympics, NBA Finals and Stanley Cup Finals. His resume includes play-by-play on national college football broadcasts for Westwood One Radio. He is an accomplished interviewer and talk show host and has won several professional awards, including one for investigative journalism during his days as a news reporter in Chicago.

Davis holds a journalism degree from Northwestern University. He and his wife, Judy, have two adult children and make their home in Oklahoma City.



MICHAEL CAGE THUNDER TELEVISION ANALYST

Michael Cage joined the Thunder broadcasting team in 2014 as its television analyst for all FOX Sports Oklahoma broadcasts.

Cage played 15 seasons from 1984-2000 as a power forward in the NBA with the Los Angeles Clippers, Seattle Supersonics, Cleveland Cavaliers, Philadelphia 76ers and New Jersey Nets. He led the NBA in rebounding in 1988, capturing the title by grabbing 30 rebounds in the final game of the regular season.

A native of West Memphis, Arkansas, Cage was a first-round draft pick of the Clippers in 1984 following a successful career at San Diego State University. At SDSU he was named a second-team All-American in 1984 and twice was selected as Western Athletic Conference Player of the Year. The Aztecs retired his jersey (No. 44) in 1984. He was also a member of the gold-medal winning 1983 United States team in the Pan American Games, and he is a member of both the Arkansas Sports Hall of Fame and the San Diego State Hall of Fame.

Following his playing career, Cage has worked as both a broadcaster and a high school and AAU basketball coach. His broadcasting experience includes serving as TV analyst for the Memphis Grizzlies, FOX Sports West, Prime Ticket and Westwood One radio. Cage coached Mater Dei High School in Los Angeles to back-to-back state titles in 2013-14 and a national championship in 2014. He also served as a guest coach for the Cleveland Cavaliers at the 2013 NBA Summer League in Las Vegas.

Cage has a long history of giving back to the community during and after his NBA playing career. The Michael Cage Foundation works with young athletes to mentor, teach and share life lessons.



LESLEY MCCASLIN THUNDER BROADCAST HOST AND SIDELINE REPORTER

Lesley McCaslin joined the Thunder in 2012 and serves as the team's broadcast host and sideline reporter on FOX Sports Oklahoma.

McCaslin came to the Thunder from Dallas, where she has worked as an anchor and reporter on FOX Sports Southwest, covering the Dallas Mavericks, Texas Rangers, and Big 12 and Conference USA football. Her career also includes Texas high school football broadcasts and local TV sports reporting in Texas markets Austin and Abilene. She grew up in west Texas and graduated from the University of Texas at Austin.

In her current role, McCaslin anchors the team's pregame and postgame "Thunder Live" programs, provides courtside reports during the game broadcasts and is a frequent video contributor to the team website, okcthunder.com, covering Thunder Basketball and community events.



THUNDER BROADCASTERS



MATT PINTO THUNDER RADIO BROADCASTER

Oklahoma City Thunder radio broadcaster Matt Pinto is a veteran NBA play-by-play announcer who has been with the franchise since 2007.

Prior to joining the franchise, Pinto was in Los Angeles, where he has served as the radio voice of the NBA's Clippers for two seasons. From 1997-2005, Pinto was on the Dallas Mavericks' broadcast team, serving as the radio play-by-play voice from 1997-2001 and the television voice from 2001-05. While in Dallas, Pinto also worked as a talk show host for KESN radio and was the play-by-play announcer of the NCAA Division IAA regional game of the week for The Football Network. In 1997, Pinto was named best play-by-play announcer for the state of Texas by the Associated Press.

From 1990-97, Pinto was the radio play-by-play voice of the NBA's Charlotte Hornets, where he was recognized in 1992 as the Premier Sportscaster in North Carolina by the Charlotte Observer. Pinto was also the television play-by-play voice of UNC-Charlotte basketball games and was an occasional host of ESPN national sports talk shows, as well as serving as the play-by-play voice of Westwood One college basketball.

Before joining the NBA ranks, Pinto worked in the sports broadcasting field in Honolulu, Boston, Los Angeles and Amarillo, Texas.

During his time with the Thunder, Pinto has been twice honored with a Heartland Regional Emmy Award for his contributions to Oklahoma City Thunder telecasts. The broadcaster has four children, Tamara, Daryl, Nash and Gabriela.



ELENO ORNELAS THUNDER SPANISH RADIO PLAY-BY-PLAY ANNOUNCER

Eleno Ornelas joined the Thunder in 2009 as the Spanish radio play-by-play announcer, calling all Thunder home games.

Ornelas also serves as the Texas Rangers coordinator of Spanish broadcasting and the play-by-play announcer for all Rangers Spanish radio broadcasts. He joined the Rangers Spanish radio broadcast team in 2000, contributing both play-by-play and analysis before becoming the full-time play-by-play announcer in 2003. He has done radio play-by-play for the Dallas Mavericks and covered the Dallas Cowboys.

Ornelas, is a native of Juarez, Mexico and was a professional baseball announcer in that country before coming to Texas. He has an extensive background as an administrator in the Mexican amateur baseball leagues in north Texas, serving as president of the Dallas League from 1993-98.

2015-16 OKLAHOMA CITY THUNDER RADIO NETWORK

WWLS	(98.1 FM) Oklahoma City
KQTZ	(105.9 FM), Altus/Hobart, Oklahoma.
KKBI	(106.1 FM), Broken Bow/Idabel, Oklahoma
KADS	(1240 AM The Sports Animal), Elk City, Oklahoma
KCRC	(1390 AM), Enid, Oklahoma
KGYN	(1210 AM), Guymon Oklahoma
KXCA	(1050 AM, 1380 AM, 93.7 FM The Ticket), Lawton, Oklahoma
KMCO	(101.3 FM), McAlester, Oklahoma
KWPN	(640 AM ESPN Radio), Oklahoma City
KSEK	(1340 AM FOX Sports Radio), Pittsburg, Kansas
KAKC	(1430 AM The Buzz), Tulsa, Oklahoma
KSIW	(1450 AM The Sports Animal), Woodward, Oklahoma
WKY	(930 AM La Indomable) Spanish broadcast/home games only, Oklahoma City
Live streaming of radio broadcast within a 75-mile radius of Chesapeake Energy Arena is available at www.thesportsanimal.com and on the Thunder Mobile App	



BASKETBALL COMMUNICATIONS STAFF



MATT TUMBLESON

DIRECTOR OF BASKETBALL COMMUNICATIONS

Matt Tumbleson begins his fifth season as the Thunder's Director of Basketball Communications. Tumbleson and the Basketball Communications staff are responsible for promoting the endeavors of the Thunder players, coaches and front office staff both on and off the court. He is also responsible for managing the day-to-day requests from local, national and international media.

Prior to joining the Thunder, Tumbleson served three-plus years as the primary media contact for the Memphis Grizzlies for all business operations, FedExForum and team content away from the court. During the 2010-11 season, Tumbleson took over all team on-court communications initiatives in addition to his previous responsibilities as the Senior Manager of Communications and Publications. Before his stint in Memphis, the Illinois native worked on the team side of communications for the New Jersey Nets and San Antonio Spurs. During the 2005-06 season, Tumbleson worked for both the Spurs media relations and basketball operations department.

Matt resides in Edmond with his wife, Christina and two children, Teddy and Audrey.



MICHAEL RAVINA

MANAGER OF BASKETBALL COMMUNICATIONS

Michael Ravina enters his seventh season with the club as Manager of Basketball Communications. The San Rafael, CA native came to Oklahoma City after spending the previous three seasons with the Golden State Warriors Public Relations department.

In his current role, Ravina will serve as a liaison between the Thunder and local, national and international media. Additionally, Ravina assists in the teams credentialing process, and share duties associated with team travel.

Ravina is a 2005 graduate of Syracuse University with a degree in Communications and Rhetorical Studies and a minor in Spanish Language, Literature and Linguistics.



JOHN READ

MANAGER OF BASKETBALL COMMUNICATIONS

John Read enters his seventh season with the Oklahoma City Thunder after joining the organization in March of 2009. The Mission Viejo, CA native is a 2006 graduate of Loyola Marymount University with a degree in Business Finance.

Read joined the Thunder after starting the 2008-09 NBA season with the Dallas Mavericks front office. His NBA experience dates back to 2004 when he began working as an intern with the Los Angeles Lakers Public Relations Department.

MEDIA INFORMATION



The following information has been established to assist in your coverage of the Oklahoma City Thunder and to provide a professional working environment for all members of the media.

PR HOTLINE 405-208-4801

The Oklahoma City Thunder PR Hotline is updated daily with practice times, shoot-around times and media availability times.

CHESAPEAKE ENERGY ARENA is located in downtown Oklahoma City at the corner of Reno Avenue and Robinson Avenue. Chesapeake Energy Arena sits in the heart of a downtown renaissance, just steps away from the Cox Convention Center, as well as hotels, restaurants and entertainment venues in downtown Oklahoma City and Bricktown.

PARKING is available on a limited basis and can be requested by calling the Basketball Communications Department. Please confirm your credential and parking spot prior to arriving at the game. Media parking is located in the Cox Convention Center parking garage located just north of the Chesapeake Energy Arena. Media with confirmed parking should enter the Cox Center parking garage off Robinson street just north of Reno.

TELEPHONES are provided in the media workroom and, on a limited basis, courtside. A request for a dedicated phone line can be made by calling the public relations department 24 hours prior to tip-off.

MEDIA SEATING is located on the scorer's table, the second row scorer's table, setion 116 and section 103. Media seats will be assigned by the Basketball Communications department and we ask that you please do not switch assigned seats without prior approval from the Basketball Communications department. Seating charts can be found in the media workroom.

MEDIA DINING is provided to working media and will be served in the media dining area 3 hours prior to tip-off on game day.

PHOTOGRAPHERS can find photo charts with their assigned spots in the media workroom. All lanes are assigned and photographers cannot switch assigned lanes without approval from a member of the Basketball Communications department. Please be considerate of fans seated directly behind you. For the safety of players, and in accordance with league rules, rubber lenses must be used and photographers are not allowed on the floor at anytime during the game. Remote cameras and tripods are not allowed on the floor. Use of a flash bulb is prohibited. **PHOTOGRAPHERS ARE PROHIBITED TO SHOOT FROM THE GRANDSTAND AREA WITHOUT PRIOR APPROVAL FROM THE PUBLIC RELATIONS DEPARTMENT.**

INTERVIEW REQUESTS requiring special accommodations should be made in advance by contacting the public relations department. For player and coach interview requests, please contact Matt Tumbleson at mtumbleson@okcthunder.com.

GAME NOTES AND STATISTICS are available in the media room two hours before each game, during the game and after the game. Statistics are distributed to the media seating areas after each quarter. Statisticians for radio and television broadcasts can be arranged by contacting the basketball communications department.



MEDIA INFORMATION

MEDIA COVERING THE THUNDER



DEAN BLEVINS
KWTU-TV



DYLAN BUCKINGHAM
KFOR-TV



JENNI CARLSON
THE OKLAHOMAN



ERIK HORNE
THE OKLAHOMAN



BRYAN KEATING
KOCO-TV



MICHAEL KINNEY
NORMAN TRANSCRIPT



DARNELL MAYBERRY
THE OKLAHOMAN



STEVE McGEHEE
KWTU-TV



MYRON PATTON
KOKH-TV



RANDY RENNER
NBA.COM



JOHN ROHDE
107.7 THE FRANCHISE



ANTHONY SLATER
THE OKLAHOMAN



BERRY TRAMEL
THE OKLAHOMAN



ROYCE YOUNG
ESPN.COM



INTEGRIS Thunder Development Center

The Oklahoma City Thunder began calling the INTEGRIS Thunder Development Center home just prior to the start of the 2011-12 season. The 53,000 square foot state-of-the-art practice facility features two full-sized basketball courts, a 27-seat team classroom and a hydrotherapy area which was designed to benefit the Thunder's medical and training staff in the prevention and rehabilitation of injuries.

Funding for the construction of the practice facility and renovations to the team's Chesapeake Energy Arena comes from a one-cent sales tax approved by Oklahoma City voters on March 4, 2008. The 15-month tax took effect on January 1, 2009 and ran

through March 31, 2010. As part of the lease agreement, the Thunder will make an annual rent payment to the City of Oklahoma City.

During the groundbreaking ceremony in August of 2009, Oklahoma City Mayor

Mick Cornett commented, "Having the Thunder in Oklahoma City has been a tremendous sense of pride for our community. When the citizens of Oklahoma City passed the



Big League City initiative to renovate the city's downtown arena and build an NBA-leading practice facility, we all looked forward to this day."

INTEGRIS is the official health care provider of the Oklahoma City Thunder.

